



2016

**MEDIA
GUIDE**

2016 OAKLAND A's SCHEDULE



APRIL

SUN	MON	TUE	WED	THU	FRI	SAT
				SF 7:15 EXHIBITION 31	SF 7:15 EXHIBITION 1	SF 1:05 EXHIBITION 2
3 OPENING NIGHT	CWS 4 7:05	CWS 5 7:05	CWS 6 7:05	CWS 7 12:35	SEA 8 7:10	SEA 9 6:10
SEA 10 1:10	LAA 11 7:05	LAA 12 7:05	LAA 13 12:35	14	KC 15 7:05	KC 16 1:05
KC 17 1:05	18	NY Y 19 4:05	NY Y 20 4:05	NY Y 21 4:05	TOR 22 4:07	TOR 23 10:07
TOR 24 10:07	DET 25 4:08	DET 26 4:08	DET 27 4:08	DET 28 10:08	HOU 29 7:05	HOU 30 1:05

MAY

SUN	MON	TUE	WED	THU	FRI	SAT
HOU 1 1:05	SEA 2 7:05	SEA 3 7:05	SEA 4 12:35	5	BAL 6 4:05	BAL 7 4:05
BAL 8 10:35	BOS 9 4:10	BOS 10 4:10	BOS 11 4:10	12	TB 13 4:10	TB 14 3:10
TB 15 10:10	TEX 16 7:05	TEX 17 7:05	TEX 18 12:35	NY Y 19 7:05	NY Y 20 6:35	NY Y 21 1:05
NY Y 22 1:05	SEA 23 7:10	SEA 24 7:10	SEA 25 7:10	26	DET 27 7:05	DET 28 1:05
DET 29 1:05	MIN 30 1:10	MIN 31 7:05				

JUNE

SUN	MON	TUE	WED	THU	FRI	SAT
			MIN 1 12:35	2	HOU 3 5:05	HOU 4 1:10
HOU 5 11:10	6	MIL 7 5:10	MIL 8 5:10	9	CIN 10 4:10	CIN 11 TBD
CIN 12 10:10	TEX 13 7:05	TEX 14 7:05	TEX 15 7:05	TEX 16 12:35	LAA 17 6:35	LAA 18 1:05
LAA 19 1:05	20	MIL 21 7:05	MIL 22 12:35	LAA 23 7:05	LAA 24 7:05	LAA 25 7:05
LAA 26 12:35	SF 27 7:15	SF 28 7:15	SF 29 7:05	SF 30 7:05		

EVERY FRIDAY HOME GAME IS AUTHENTIC FAN FRIDAY PRESENTED BY CSN CALIFORNIA.

JULY

SUN	MON	TUE	WED	THU	FRI	SAT
					PIT 1 7:05	PIT 2 7:05
PIT 3 1:05	MIN 4 11:10	MIN 5 5:10	MIN 6 10:10	HOU 7 5:10	HOU 8 5:10	HOU 9 1:10
HOU 10 11:10	11	ALL-STAR GAME	13	14	TOR 15 7:05	TOR 16 1:05
TOR 17 1:05	HOU 18 7:05	HOU 19 7:05	HOU 20 12:35	TB 21 7:05	TB 22 7:05	TB 23 6:05
TB 24 1:05	TEX 25 5:05	TEX 26 5:05	TEX 27 5:05	28	CLE 29 4:10	CLE 30 4:10
CLE 31 10:10						

AUGUST

SUN	MON	TUE	WED	THU	FRI	SAT
	1	LAA 2 7:05	LAA 3 7:05	LAA 4 4:05	CHC 5 7:05	CHC 6 1:05
CHC 7 1:05	BAL 8 7:05	BAL 9 7:05	BAL 10 7:05	BAL 11 12:35	SEA 12 7:05	SEA 13 6:05
SEA 14 1:05	TEX 15 5:05	TEX 16 5:05	TEX 17 5:05	18	CWS 19 5:10	CWS 20 4:10
CWS 21 11:10	CLE 22 7:05	CLE 23 7:05	CLE 24 12:35	25	STL 26 5:15	STL 27 4:15
STL 28 11:15	HOU 29 5:10	HOU 30 5:10	HOU 31 11:10			

SEPTEMBER/OCTOBER

SUN	MON	TUE	WED	THU	FRI	SAT
				1	BOS 2 7:05	BOS 3 6:05
BOS 4 1:05	LAA 5 1:05	LAA 6 7:05	LAA 7 12:35	8	SEA 9 7:05	SEA 10 1:05
SEA 11 1:05	KC 12 4:15	KC 13 4:15	KC 14 4:15	KC 15 4:15	TEX 16 5:05	TEX 17 5:05
TEX 18 12:05	HOU 19 7:05	HOU 20 7:05	HOU 21 12:35	22	TEX 23 6:35	TEX 24 1:05
TEX 25 1:05	LAA 26 7:05	LAA 27 7:05	LAA 28 7:05	SEA 29 7:10	SEA 30 7:10	SEA 1 6:10
SEA 2 TBD						

As of 1/11/16


SOCIAL

athletics.com/social

☐ HOME * FIREWORKS ALL GAMES ON 95.7 THE GAME
ALL GAMES AND TIMES SUBJECT TO CHANGE ALL TIMES PACIFIC
ALL GAMES TELEVIEWED ON CSN CALIFORNIA UNLESS NOTED



FRONT OFFICE



Bob Trice became the first African-American in Athletics history with Philadelphia in 1953. The Athletics will honor their African American Franchise Five on Jackie Robinson Day, April 15, 2016.

TABLE OF CONTENTS

FRONT OFFICE

Table of Contents	2
Front Office Directory	4
Executive Profiles	7
Baseball Operations	9
Administration	16
Sports Medicine Staff	18
Medical Consultants	19
Clubhouse and Staff	20
Additional Clubhouse Staff	21

2016 ATHLETICS

Manager and Coaches	24
The Players	32
Roster	322

2015 SEASON IN REVIEW

Season in Review	326
Batting and Pitching Statistics	332
Fielding Statistics	333
Day-By-Day Results	334
Wild Card Day-By-Day	338
Miscellaneous Stats	338
Club Statistics	339
Highs and Lows	339
Designated Hitting Statistics	341
Pinch Hitting Statistics	341
Batting with RISP	342
Batting with the Bases Loaded	342
Batting and Pitching Breakdown	343
Player Transactions	343
Stats at the All-Star Break	346
Stats after the All-Star Break	347
April Statistics	348
May Statistics	349
June Statistics	350
July Statistics	351
August Statistics	352
September Statistics	353
Stats at Home	354
Stats on the Road	355
Stats during the Day	356
Stats at Night	357
Stats vs. Left-Handers	358
Stats vs. Right-Handers	359
Final Standings	360
Major League Attendance	361
AL Team Leaders	362
AL Batting Leaders	364
AL Pitching Leaders	366
AL Rookie Batting Leaders	368
AL Rookie Pitching Leaders	369
NL Team Leaders	370
NL Batting Leaders	372
NL Pitching Leaders	374
NL Rookie Batting Leaders	376
NL Rookie Pitching Leaders	377
Final Spring Training Statistics	378
Spring Training Results	380

RECORDS

Athletics Year-By-Year	382
Athletics vs. the American League	384
Athletics vs. the National League	386
Athletics in Divisional Play	386
Oakland A's Month-by-Month	387
Athletics Franchise Records	388
Oakland Athletics Records	393
Franchise Career Batting Leaders	400
Oakland Career Batting Leaders	401
Franchise Career Pitching Leaders	402
Oakland Career Pitching Leaders	403
Franchise Season Batting Leaders	404
Oakland Season Batting Leaders	405
Franchise Season Pitching Leaders	406
Oakland Season Pitching Leaders	407
Athletics Year-By-Year Batting	408
Athletics Year-By-Year Pitching	410
Athletics Year-By-Year Fielding	412
Athletics Year-By-Year Batting Leaders	414
Athletics Year-By-Year Pitching Leaders	420
Athletics Home Run History	425
Oakland Athletics Streaks	430
Athletics Low-Hit Games	431
Oakland Athletics Steals of Home	432
Career Games Played Leaders	433
Homestands and Road Trips	434
Longest Games in Oakland History	434
Game Times	435
Oakland A's at the All-Star Break	435
High Scoring Games in Oakland History	436
Biggest Comebacks and Blown Leads	436
The Last Time It Happened	437

HISTORY

Notable Performances & Award Winners	440
Athletics in the Hall of Fame	443
Athletics Retired Numbers	443
Special Recognition	445
Athletics All-Star Game Selections	446
Oakland Athletics in Season Openers	447
Oakland A's Opening Day Lineups	448
The Championship Years	450
All-Time Postseason Results	454
Postseason Team Totals	458
Division Series Records	460
League Championship Series Records	462
World Series Records	464
Postseason Records	466
Postseason Career Leaders	468
Postseason Single Game Bests	469
Postseason Series Year-By-Year Recap	470
Athletics All-Time Roster	570
Oakland A's Coaches	578
Most Recent Trades With Each Team	578

OPPONENTS

Baltimore Orioles.....	580
Boston Red Sox.....	581
Chicago White Sox.....	582
Cleveland Indians.....	583
Detroit Tigers.....	584
Houston Astros.....	585
Kansas City Royals.....	586
Los Angeles Angels of Anaheim.....	587
Minnesota Twins.....	588
New York Yankees.....	589
Seattle Mariners.....	590
Tampa Bay Rays.....	591
Texas Rangers.....	592
Toronto Blue Jays.....	593
Chicago Cubs.....	594
Cincinnati Reds.....	594
Milwaukee Brewers.....	595
Pittsburgh Pirates.....	596
St. Louis Cardinals.....	596
San Francisco Giants.....	597

PLAYER DEVELOPMENT

Athletics Minor League Directory.....	600
Athletics Scouting Assignments.....	601
Athletics Minor League Affiliates.....	602
Minor League Field Staff.....	603

Nashville Sounds Staff.....	604
Midland RockHounds Staff.....	606
Stockton Ports Staff.....	607
Beloit Snappers Staff.....	609
Vermont Lake Monsters Staff.....	610
Arizona A's Staff.....	612
Minor League Schedules.....	614
Minor League Statistics.....	616
Organizational Standings.....	622
Organizational Leaders.....	623
Organizational Players.....	625
2015 Draft Picks.....	660

MISCELLANEOUS

O.co Coliseum.....	662
Coliseum Attendance Records.....	663
Coliseum Rainouts & Shortened Games.....	665
Media Information and Policies.....	666
Athletics On The Air.....	668
A's Television and Radio.....	671
Athletics Broadcast History.....	671
Spring Training Schedule.....	673
Spring Training Information.....	673
Past Spring Training Records.....	674
Oakland A's In The Community.....	675
A's Promotion and Events Schedule.....	678

INDEX TO SELECTED FILLERS

20-Game Winners, Oakland A's.....	162	Homerless Streaks, Longest by Oakland Reliever.....	174
20-Game Winning Streak, Oakland A's.....	267	Home Run Derby Participants, Athletics.....	674
100-Win Seasons, Most by Franchise.....	610	Home Runs, Athletics Milestone.....	648
All-Star Game Selections, Athletics Most.....	93	Interleague Hitting Streaks, Athletics Longest.....	217
All-Stars, Oakland A's Oldest.....	113	Lasts by A's Pitchers.....	403
All-Stars, Oakland A's Youngest.....	247	Managers, Athletics.....	25
At a glance, A's.....	331	Milestone Hits, Oakland A's.....	610
Batting Practice Schedule.....	665	Milestone Home Runs, Athletics and Oakland.....	648
Built, How the A's Were.....	321	Milestones Within Reach.....	85
Clinching Dates.....	640	Minor League Affiliates, A's Recent.....	613
Coaching Assignments, Oakland A's Recent.....	27	Minor League All-Stars.....	624
Coliseum Firsts.....	244	Minor League Players and Pitchers of the Week.....	619
Coliseum Quick Facts.....	662	Monthly Bests, Athletics Franchise.....	210
Comeback, Athletics Biggest.....	227	Non-Roster Invitees, Recent to play for Oakland.....	66
Consecutive Games Played, Oakland A's.....	433	Opening Day, Oakland A's Oldest Starters.....	447
Contract Status, Oakland A's.....	258	Opening Day, Oakland A's Youngest Starters.....	447
Cycle, Athletics who have hit for the.....	390	Opening Day Starting Pitchers, Oakland Youngest....	143
Designated Hitter Rule.....	402	Ownership, Athletics.....	7
Directory, MLB.....	591	Pitchers Career Hitting, Oakland A's.....	222
Disabled List, A's.....	329	Player and Pitcher of the Year, A's Organizational....	660
Doubleheaders, Oakland A's Day/Night.....	427	Player of the Week, A's Recent.....	577
Doubleheaders, Oakland Athletics.....	672	Players Who Have Pitched, Oakland A's.....	253
Ejections, Oakland A's Recent.....	156	Postseason Bests.....	20
Elephant, The A's.....	308	Presidents, Oakland A's.....	8
First Round Draft Picks, A's.....	615	Radio Network, Oakland A's.....	670
Five-hit games, Oakland A's.....	396	Relief Pitcher Effectiveness.....	659
Franchise Facts.....	585	Rookie Rule.....	278
General Managers, Oakland A's.....	10	Runs, 10 or more in an inning.....	138
Ground Rules, O.co Coliseum.....	663	Save Rule.....	406
Hits in a Game, Oakland A's 20 or More.....	42	Scoreless Streaks, Longest by Oakland Pitchers.....	407
Hitting Streaks, Athletics Top.....	417	Starts in the Batting Order.....	336
Hitting Streaks, Oakland A's Top.....	597	Triple Plays, Athletics.....	399
Homerless Streaks, Longest by Oakland Pitchers....	407	Winning Streaks, Longest by Oakland A's Pitchers....	438



OAKLAND ATHLETICS

O.co Coliseum
7000 Coliseum Way
Oakland, CA 94621
510-638-4900
athletics.com

OAKLAND ATHLETICS INVESTMENT GROUP

Managing Partner: Lewis Wolff
Vice President, Venue Development: Keith Wolff

PRINCIPAL PARTNERS

Richard Ackerman	Sandy Dean	Bob Fisher	Steve Lieberman	Jim Taylor
Dave Alden	Jason DiNapoli	John Fisher	Flip Maritz	Ross Walker
Billy Beane	John DiNapoli	Katie Hall	Wayne Rogers	Kari Wolff
Hugh Boss	Mark Dunn	David Horn	Guy Saperstein	
Michael Crowley	Bill Fisher	Ed Kashian	Mark Slavonia	

FRONT OFFICE DIRECTORY

EXECUTIVES

Owner/Managing Partner	Lew Wolff
President	Michael Crowley
Vice President, Venue Development	Keith Wolff
Executive Assistant to President & Ownership	Carolyn Jones

Legal

General Counsel	Neil Kraetsch
Assistant General Counsel	Ryan Horning

BASEBALL OPERATIONS

Executive Vice President of Baseball Operations	Billy Beane
General Manager	David Forst
Field Manager	Bob Melvin
Assistant General Manager	Dan Kantrovitz
Assistant General Manager, Pro Scouting & Player Personnel	Dan Feinstein
Assistant General Manager/Director of Player Personnel	Billy Owens
Director of Player Development	Keith Lieppman
Director of Scouting	Eric Kubota
Director of Minor League Operations	Ted Polakowski
Special Assistant to General Manager	Grady Fuson
Special Assistant to General Manager	Chris Pittaro
Special Assistant to Baseball Operations	Scott Hatteberg
Director of Baseball Administration	Pamela Pitts
Director of Team Travel	Mickey Morabito
Director, Baseball Systems	Rob Naberhaus
Scouting Assistant	Ben Lowry
Video Coordinator	Adam Rhoden
Minor League Video Coordinator	Mark Smith
Executive Assistant	Betty Shinoda
Administrative Assistant, Player Development	Nancy Moriuchi

Clubhouse

Equipment Manager	Steve Vucinich
Visiting Clubhouse Manager	Mike Thalblum
Assistant Equipment Manager	Brian Davis
Umpire & Clubhouse Assistant	Matt Weiss
Arizona Clubhouse Manager	James Gibson
Arizona Assistant Clubhouse Managers	Thomas Miller, Chad Yaconetti

Medical Staff

Head Athletic Trainer	Nick Paparesta
Assistant Athletic Trainer	Walt Horn, Brian Schulman
Strength & Conditioning Coach	Michael Henriques
Major League Massage Therapist	Ozzie Lyles
Coordinator of Medical Services	Larry Davis
Team Physician	Dr. Allan Pont
Team Orthopedist	Dr. Jon Dickinson
Associate Team Orthopedist	Dr. Will Workman
Arizona Team Physician	Dr. Fred Dicke
Internal Medicine Consultant	Dr. Elliott Schwartz

SALES AND MARKETING

Vice President, Sales & Marketing	Jim Leahey
Sales & Marketing Assistant	Elizabeth Staub

Marketing & Advertising

Senior Director of Marketing	Troy Smith
Senior Manager of Marketing	Travis LoDolce
Marketing Coordinator	Laiken Whitters
Marketing Assistant	Kate Hunts
Creative Services Manager	Mike Ono
Team Photographer	Michael Zagaris

Special Events

Senior Manager of Promotions & Events	Heather Rajeski
Special Events Assistant	Jake Anderson
Mascot	Stomper

Corporate Sales

Senior Director, Corporate Partnerships	Steve Pastorino
Director of Partnership Services	Franklin Lowe
Senior Account Manager, Corporate Partnerships	Bryan Deierling, Jill Golden
Corporate Account Manager	Tim Sommer
Corporate Partnerships Coordinator	Evan Twomey

Ticket Sales, Operations & Services

Executive Director of Ticket Sales & Operations	Steve Fanelli
Senior Director of Service & Retention	Josh Ziegenbusch
Director of Ticket Operations	David Adame
Ticket Services Manager	Catherine Glazier
Premium Services Manager	Matt Langseth
Premium Services Coordinator	Brianne Gidcumb
Client Services Manager	Cathy Garcia
Box Office Coordinator	Patricia Heagy
Ticket Operations Representative	Austin Redman
Ticket Services Representatives	John Austin, Amy Frantz, Tavis McDowell, Jon Root, Victoria Selway
Spring Training Sales & Operations Manager	Joe Pun
Senior Director of Ticket Sales	Brian DiTucci
Group Sales Manager	David Nosti
Season Ticket Sales Manager	Aaron Dragomir
Inside Sales Manager	David Neumann
Senior Account Executive, Premium Seating	Parker Newton, Chris Van Dyne
Senior Account Executive	Phil Chapman, Gordon Wilson
Account Executives	Nicole Bailey, Andrew Bleaken, Thomas Brown, Nicholas Frisk, Lyle Greene, Kirsten Hilbert, Scott Ibaraki, Jeff Kang, Julie Parra, Alissa Persichetti, Ryan Phelan, Amy Robertson, Breanna Robinson, Nick Walko
Director, Database Services	Mark Bashuk
Manager, Database Services	Daniel Roach
Database Coordinator	Matthew Reiersgaard

Front Office Directory, continued

STADIUM OPERATIONS

Vice President, Stadium Operations	David Rinetti
Senior Director of Stadium Operations	Paul La Veau
Senior Manager of Stadium Operations Events	Kristy Ledbetter
Senior Manager of Stadium Services	Randy Duran
Guest Services Manager	Elisabeth Aydelotte
Stadium Operations Manager	Matt Van Norton
Stadium Operations Assistant	Perry Constas, Jason Silva
Head Groundskeeper	Clay Wood
Arizona Groundskeeper	Chad Huss

COMMUNICATIONS AND BROADCASTING

Vice President, Communications and Broadcasting	Ken Pries
---	-----------

Public Relations

Director of Corporate Communications	Catherine Aker
Baseball Information Manager	Mike Selleck
Player and Media Relations Manager	Adam Loberstein
Media Services Manager	Debbie Gallas
Media Relations Manager	Zak Basch

Community Relations

Director of Community Relations	Detra Paige
Senior Coordinator, Community Relations	Melissa Guzman
Community Relations Assistant	Amanda Young

Authenticated Merchandise

Manager of Authentication	Erik Farrell
---------------------------	--------------

Stadium Entertainment

Senior Director of Multimedia Services	David Don
Director Entertainment/Production	Matt Shelton
Multimedia Services Manager	Jon Martin
Motion Graphics Manager	Daniel Contreras
Production Assistant	Justin Marshall
Public Address Announcer	Dick Callahan
In-Game Host	Kara Tsuboi

Broadcasting

Team Announcers	Ray Fosse, Ken Korach, Glen Kuiper, Vince Cotroneo
Senior Manager, Broadcast Services	Warren Chu

FINANCE AND ADMINISTRATION

Vice President, Finance	Paul Wong
-------------------------	-----------

Finance and Accounting

Senior Director of Finance	Kasey Jarcik
Director of Finance	John Anki
Payroll Manager	Rose Dancil
Senior Accountant, Accounts Payable	Isabelle Mahaffey
Senior Staff Accountant	Nick Cukar
Senior Accountant	Danna Mout

Human Resources

Senior Director of Human Resources	Kim Kubo
Human Resources Manager	Elizabeth Espinoza
Human Resources Assistant	Katie Strehlow

Information Systems

Senior Director of Information Technology	Nathan Hayes
Senior Manager of Information Technology	David Frieberg
Desktop Administrator	Chris Jio

Office Services

Office Services Coordinator	Tina Jimenez
Executive Offices Receptionist	Maggie Baptist

EXECUTIVE PROFILES

LEWIS WOLFF

Owner and Managing Partner

Lew Wolff, one of the nation's leading real estate developers and hotel owners, enters his 12th season as Owner and Managing Partner of the Oakland Athletics.

Heading a limited partnership group that purchased the A's on April 1, 2005, Wolff wasted little time in emblazoning his stamp on one of baseball's most successful and storied franchises. The very next season, the A's made their fifth postseason appearance in seven years in 2006, advancing to the American League Championship Series for the first time since 1992.

Since then, Wolff has worked tirelessly in exploring possible locations to build a much-needed new ballpark venue, as well as supporting executive vice president of baseball operations Billy Beane's efforts in building a strong foundation for future championship teams through player development and acquisitions. Those efforts have resulted in the team posting back-to-back AL West Division titles in 2012 and 2013, an AL Wild Card berth in 2014, and the fourth best record (346-302) in the American League over the past four seasons.

Wolff's impact on the Bay Area sports landscape is not limited to baseball. In May of 2006, he reached an agreement with Major League Soccer in an attempt to bring professional soccer back to the Bay Area. The expansion San Jose Earthquakes returned to action in 2008, playing their home games at Santa Clara University's Buck Shaw Stadium. Wolff and the Earthquakes ownership group have since successfully built an exclusive soccer stadium in San Jose, Calif., which opened in March of 2015.

Under Wolff's ownership, the A's continue to be one of the most community-minded organizations in all of sports. Last year alone, the A's Community Fund donated more than \$600,000 to various community programs. In 2011, Sony Pictures complied with Wolff's wishes in staging the motion picture premiere of *Moneyball* in Oakland, including a charity component that raised \$370,000 for the Children's Hospital and Research Center Oakland and Stand Up to Cancer. Lew is also an active participant in the A's Home Run Readers program. Wolff individually, as well as the A's, are strong contributors to Stand Up to Cancer, a major charity of Major League Baseball.

The *San Jose Mercury-News* ranked Wolff first in its annual listing of the Bay Area's 25 Most Powerful Sports Figures in both 2006 and 2007.

In September 2008, the Silicon Valley Leadership Group also presented Wolff with its prestigious "Community Cornerstone Award." The award is given to "a Silicon Valley leader who has displayed a lifetime of impeccable ethics, business achievement and community engagement."


Along the way, the personable Wolff has made a favorable impression among those who follow the team on a regular basis with his easy-going, straight-forward manner and quick-witted humor.

Wolff is the founder of Wolff Urban Development and co-founder of Maritz-Wolff, entities that are involved in the development, acquisition and management of a wide range of commercial, office, parking and hotel properties in a number of California cities including San Jose, Los Angeles, Pasadena and Burbank to name a few.

Wolff's ownership interests in representative hotels and resorts have included properties such as The Carlyle in New York City; Four Season Hotels in Houston; the Park Hyatt in Carlsbad; The Ritz-Carlton

in St. Louis; Fairmont Hotels in San Jose and San Francisco; Rosewood managed hotels including The Mansion in Dallas, Little Dix Bay, Virgin Gorda, Inn of the Anasazi, Sante Fe plus other brands such as Marriott. In addition, Maritz-Wolff had a 50 percent interest in the Dallas-based Rosewood Management Company, which owns and operates luxury hotels and resorts throughout the world.

Wolff began his career in real estate economics and appraisal in his hometown of St. Louis, Mo. before relocating to Los Angeles. In addition to his real estate analysis work, he also served as the President



ATHLETICS OWNERSHIP

Ownership	Years
Benjamin F. Shibe	1901-1912
Benjamin F. Shibe, Connie Mack	1913-21
Connie Mack	1921-54
Arnold M. Johnson	1954-60
Charles O. Finley	1961-80
Walter A. Haas, Jr.	1980-95
Steve Schott, Ken Hofmann	1995-2005
Lewis Wolff.....	2005-Present

Executive Profiles continued

of the 20th Century Fox Realty & Development Company where he managed Fox's worldwide real estate activities.

Wolff is a former minority owner of the St. Louis Blues, the Golden State Warriors and the San Jose Missions, a now-defunct minor league baseball team. He holds a bachelor's degree in business administration from the University of Wisconsin in Madison, a master's degree in business administration from Washington University in St. Louis and is also a member of the American Institute of Real Estate Appraisers (MAI).

In 2009, he was appointed to the Board of Directors of the new MLB Television Network, which launched in January 2009 with an unprecedented 50 million subscribers, and he continues to serve on the board of Major League Baseball's Enterprises, which oversees national television and radio contract negotiations, national sponsorship and licensing programs as well as the overall marketing of the industry. Wolff is a director of the NYSE Company, Sunstone REIT and a member of the Board of Directors of Century Bank, Los Angeles.

Lew resides in the Westwood section of Los Angeles with his wife, Jean. The Wolffs have three children and four grandchildren.

MICHAEL CROWLEY

President

Michael Crowley, one of the top executives in professional sports today, enters his 19th year with the Athletics' organization and his 18th as team president. He was named to his current position Sept. 28, 1998, and his tenure as president is the longest in Oakland history.

A limited partner in the Athletics ownership group, Crowley is responsible for the overall day-to-day functioning of the Athletics' organization both on the business and baseball sides of the operation, working directly with owner and managing partner Lew Wolff.

Crowley also serves as managing director of Major League Soccer's San Jose Earthquakes. He led the Earthquakes' first-year launch in 2008, and assisted in the team's building of Avaya Stadium, a new state-of-the-art, soccer-only stadium in San Jose that was opened in March, 2015.

After spending three years in the San Jose office of Price Waterhouse and nine years with I.C.I./Fuller O'Brien Paints, Crowley joined the Athletics organization in July 1997 as vice president and chief financial officer. Considered a key figure in the A's resurgence as one of baseball's elite franchises, Crowley has been committed to fielding a championship caliber team with homegrown talent. He works closely with executive vice president of baseball operations Billy Beane on key player decisions and issues relating to the baseball operations' overall objectives and philosophies.

Crowley developed a business model with goals and objectives designed to provide an affordable entertainment product on the field, as well as delivering the absolute highest levels of customer service to fans attending games at the O.co Coliseum. While Crowley stays involved with all aspects of the organization's business affairs, including finance, sales, marketing, public relations and community affairs, he has been at the forefront of building an outstanding team that continues to deliver premium value. Crowley also serves on Major League Baseball's International Committee.

The A's president also perpetuates the Athletics' tradition of commitment to the greater community. Under his leadership, the A's organization continues to be active in the Oakland community and surrounding areas. The Oakland A's Community Fund supports charitable organizations in their efforts to improve educational programs, aid the underprivileged, assist in crime prevention, and service children, seniors and those who work to improve the quality of life throughout the Bay Area.

In 1999, Crowley and his wife, Kathy, were the driving force behind Breast Cancer Awareness Day, which has raised \$1.5 million for the American Cancer Society over the last 17 years. Crowley has also served on the Bay Area's Board of Trustees of KIPP schools, which aims to create a respected, influential and nationwide family of schools that are successful in helping educationally underserved students



PRESIDENTS OF THE OAKLAND A'S

President	Years
Charles O. Finley.....	1968-80
Roy Eisenhardt.....	1981-86
Walter J. Haas.....	1990-92
Sandy Alderson.....	1993-95; 1997-98
Steve Schott.....	1996
Michael Crowley.....	1998-Present

develop the knowledge, skills and character to succeed in college and the competitive world beyond. He also served on the board of top business executives and community leaders which attempted to land the 2012 Summer Olympic Games in the Bay Area. Crowley also has served on Santa Clara University's President's Intercollegiate Athletics Commission and currently sits on the university's advisory board for the Institute of Sports Law and Ethics.

A native Californian, the 52-year-old Crowley graduated from the University of Notre Dame in 1985 with a degree in business administration with an emphasis in accounting. He earned his MBA from Duke's Fuqua School of Business in 1992. In November of 2002, Crowley was named one of *Street & Smith's Sports Business Journal's* "40 Under 40," honoring the nation's top sport executives under the age of 40.

Michael resides in Los Gatos, Calif. with his wife, Kathy. The Crowleys have three children.

BASEBALL OPERATIONS

BILLY BEANE

Executive Vice President, Baseball Operations

Billy Beane, who is considered one of the most progressive and talented executives in the game today, has molded the A's into one of baseball's most respected teams since he was named head of baseball operations following the 1997 season. He was promoted to his current position of executive vice president of baseball operations on Oct. 5, 2015 after 18 seasons as general manager.

Under his watch, the A's have compiled a 1552-1362 (.533) record over the last 18 years, which is the fourth-best record in the American League and sixth best in all of baseball during that time frame. The A's have six American League West titles (2000; 2002-03; 2006; 2012-13) and have secured two AL Wild Card spots (2001; 2014) during that span. His teams have posted 90 or more wins in eight of the last 16 years. The A's eight postseason appearances since the 2000 season are tied for fourth most among all Major League teams, trailing only New York-AL (13), St. Louis (12) and Atlanta (9).

Beane has been named Major League Executive of the Year by Baseball America two times (2002; 2013) and The Sporting News Executive of the Year twice as well (1999; 2012). He also earned MLB.com's Greatness in Baseball Yearly (GIBBY) Award as the 2012 MLB Executive of the Year and the 2012 Legacy Awards' Rube Foster Award as AL Executive of the Year, presented by the Negro League Baseball Museum. In November of 2001, Beane was named to *Street & Smith's Sport Business Journal's* "40 Under 40" list, honoring the nation's top 40 sports executives under the age of 40.

In addition, A's players have garnered numerous individual accolades during his tenure. Jason Giambi and Miguel Tejada earned American League Most Valuable Player awards in 2000 and 2002, respectively. Barry Zito was named the American League's Cy Young Award winner in 2002 while Bobby Crosby (2004), Huston Street (2005) and Andrew Bailey (2009) have all won AL Rookie of the Year honors.

Beane continually remolds a team that has posted one of the majors' best records over the last past decade. Over the years, his ability to acquire pivotal players through trades has proved instrumental in keying several playoff runs.

Beane's executive talents and the organization's baseball philosophy were the subject of Michael Lewis' best-selling book "Moneyball: The Art of Winning an Unfair Game," which opened the eyes of many of the top sports executives and business CEOs in the nation. The book has since been made into a full-length motion picture featuring Brad Pitt in the starring role, which premiered in 2011.

As a result, Beane remains in great demand on the national speaking circuit, where he regularly addresses top companies on his management approach of identifying and using undervalued assets to create and sustain a competitive edge. He also sits on the board of directors of several companies, including ProTrade and NetSuite, Inc.

Further demonstrating his unique tastes and interests, Beane was invited to speak at Rupert Murdoch's News Corp. management retreat in Pebble Beach, Calif. in 2006, an event that focused on issues such as volunteerism, technology and politics, and featured leaders and luminaries from around the world. Among the VIP who attended were British Prime Minister Tony Blair, Israeli Vice Premier Shimon Peres, former President Bill Clinton, former Vice President Al Gore, former House Speaker



Baseball Operations, continued

Newt Gingrich, former Harvard President Lawrence Summer and U2 lead singer Bono.

In 2008, Beane also collaborated with Gingrich and Sen. John Kerry in co-authoring an article in the New York Times offering possible remedies for the U.S. health care crisis.

In addition, he was honored by PromaxBDA Sports Media Marketing Awards with the “Game Changer Award” in 2011, an accolade given to a “cultural trendsetter who, through the development of new technologies, applications, business models, and industries, has transformed the business of Sports Media and Sports Media Marketing.”

Beane joined the A’s front office staff in 1990 as the club’s major league advance scout. In 1993, former A’s president and general manager Sandy Alderson promoted him to the assistant general manager’s position when Walt Jocketty left the organization to accept the assistant general manager’s job in Colorado. Alderson handed over his general manager’s duties to Beane on Oct. 17, 1997.

A first round draft pick (23rd overall) of the New York Mets in the 1980 June Free Agent Draft, Beane played six major league seasons as an infielder, outfielder and catcher for the Mets, Minnesota Twins, Detroit Tigers and A’s. His final season in uniform was 1989 when he was a utility player on the A’s World Championship team. Beane retired as an active player in the spring of 1990.

A native of San Diego, Calif., Beane attended Mt. Carmel High School and UC San Diego, where he studied economics. Billy and his wife, Tara, reside in Danville, Calif. with their twins, Brayden and Tinsley. His daughter, Casey, is a graduate of Kenyon (Ohio) College.

HEAD OF BASEBALL OPERATIONS FOR THE OAKLAND A’S

General Manager	Years
Charles O. Finley.....	1968-79
Billy Martin.....	1980-82
Walt Jocketty, Dick Wincek.....	1983
Sandy Alderson.....	1983-97
Billy Beane.....	1997-Present

SIGNIFICANT AND RECENT TRADES MADE IN THE BILLY BEANE ERA

1997

Nov. 7	Acquired P Kenny Rogers and cash from New York (AL) for a PTBNL (IF Scott Brosius on November 18).
Dec. 8	Acquired P Mike Fetters from Cleveland for P Steve Karsay.

1998

April 8	Acquired C Mike Macfarlane and cash from Kansas City for OF Shane Mack and a PTBNL (minor league P Greg Hansell on May 8).
July 12	Acquired P Tim Worrell from Cleveland for minor league IF Adam Robinson.

1999

July 23	Acquired minor league OF Terrence Long and minor league P Leonar Vasquez from New York (NL) for P Kenny Rogers.
July 29	Acquired P Omar Olivares and IF Randy Velarde from Anaheim for minor league OF Jeff DaVanon, minor league OF Nathan Haynes and minor league P Elvin Nina.
July 31	Acquired P Kevin Appier from Kansas City for P Brad Rigby, minor league P Blake Stein and minor league P Jeff D’Amico.
July 31	Acquired P Jason Istringhausen and P Greg McMichael from New York (NL) for P Billy Taylor.
Dec. 13	Acquired P Justin Miller from Colorado for P Jimmy Haynes. (Trade was part of a four-team deal in which Colorado traded Haynes, C Henry Blanco and P Jamey Wright to Milwaukee; Milwaukee then traded IF Jeff Cirillo, P Scott Karl and cash to Colorado; Colorado traded IF Vinny Castilla to Tampa Bay; Tampa Bay traded P Rolando Arrojo and IF Aaron Ledesma to Colorado).

2000

Feb. 18	Acquired OF Jeremy Giambi from Kansas City for P Brett Laxton.
July 28	Acquired P Jim Mecir and P Todd Belitz from Tampa Bay for minor league P Jesus Colome and cash.
Nov. 17	Acquired minor league P Ryan Cullen and minor league P Aaron Harang from Texas for IF Randy Velarde.
Nov. 20	Acquired P Eric Ireland from Chicago (NL) for OF Matt Stairs.
Dec. 7	Acquired P Chad Bradford from Chicago (AL) for minor league C Miguel Olivo.

2001

Jan. 8	Acquired P Roberto Hernandez and P Cory Lidle from Tampa Bay for OF Ben Grieve and cash; traded P Roberto Hernandez, C A.J. Hinch, minor league IF Angel Berroa and cash to Kansas City for OF Johnny Damon, minor league IF Mark Ellis and cash.
March 28	Acquired IF Eric Hinske from Chicago (NL) for minor league IF Miguel Cairo; as part of the deal, the A’s also refused the return of Rule 5 Draft selection P Scott Chiasson.
July 3	Acquired OF Ron Gant from Colorado for minor league OF Robin Jennings.
July 25	Acquired OF Jermaine Dye from Kansas City in a three-team trade in which Colorado sent infielder Neifi Perez to Kansas City and Oakland sent minor league OF Mario Encarnacion, minor league IF Jose Ortiz and minor league P Todd Belitz to Colorado.
Nov. 2	Acquired minor league IF Adam Morrissey from Chicago (NL) for IF Mark Bellhorn.

- Dec. 7 Acquired P Billy Koch from Toronto for IF Eric Hinske and P Justin Miller.
 Dec. 14 Acquired OF David Justice and cash from New York (NL) for P Mark Guthrie and P Tyler Yates.

2002

- Jan. 14 Acquired IF Carlos Pena and P Mike Venafrò from Texas for P Mario Ramos, IF Jason Hart, OF Ryan Ludwick and minor league C Gerald Laird.
 March 18 Acquired P Justin Duchscherer from Texas for P Luis Vizcaino.
 May 22 Acquired OF John Mabry from Philadelphia for OF Jeremy Giambi.
 July 5 Acquired P Ted Lilly, minor league OF John-Ford Griffin and minor league P Jason Arnold from New York (AL) as part of a three-team, seven player trade in which the A's sent IF Carlos Pena, P Franklyn German and a PTBNL (P Jeremy Bonderman on Aug. 22) to Detroit for P Jeff Weaver and cash. The A's then sent Weaver to New York to complete the deal.
 July 25 Acquired Ray Durham from Chicago (AL) for minor league P Jon Adkins.
 July 30 Acquired P Ricardo Rincon from Cleveland for minor league IF Marshall McDougall.
 Nov. 16 Acquired minor league IF Mike Rouse and minor league P Chris Mowday for Toronto for P Cory Lidle.
 Dec. 3 Acquired P Keith Foulke, C Mark Johnson and minor league P Joe Valentine for P Billy Koch and two minor league players to be named later (P Neal Cotts and OF Daylan Holt on December 16).
 Dec. 15 Acquired IF Erubiel Durazo from Arizona in a four-team trade in which the A's sent a minor league PTBNL (P Jason Arnold on December 16) to Toronto; Toronto sent IF Felipe Lopez to Cincinnati; Cincinnati sent P Elmer Dessens to Arizona.

2003

- July 30 Acquired OF Jose Guillen from Cincinnati for minor league pitchers Aaron Harang, Joe Valentine and Jeff Bruksch
 Nov. 18 Acquired OF Bobby Kielty and a PTBNL from Toronto for P Ted Lilly
 Nov. 26 Acquired OF Mark Kotsay from San Diego for C Ramon Hernandez and OF Terrence Long
 Dec. 21 Acquired C Damian Miller and cash from Chicago (NL) for a PTBNL (Chris Mowday)

2004

- April 17 Acquired P Kirk Saarloos from Houston for P Chad Harville.
 June 24 Acquired P Octavio Dotel and cash from Kansas City for minor leaguer P Mike Wood and minor league IF Mark Teahan.
 Nov. 27 Acquired C Jason Kendall from Pittsburgh for P Mark Redman and P Arthur Rhodes.
 Dec. 15 Acquired IF Keith Ginter from Milwaukee for minor league P Justin Lehr and OF Nelson Cruz.
 Dec. 16 Acquired P Juan Cruz, P Dan Meyer and OF Charles Thomas from Atlanta for P Tim Hudson.
 Dec. 18 Acquired P Kiko Calero, P Danny Haren and minor league C Daric Barton from St. Louis for P Mark Mulder.

2005

- July 13 Acquired OF Jay Payton and cash from Boston for P Chad Bradford; acquired P Joe Kennedy and P Jay Witasick from Colorado for OF Eric Byrnes, minor league IF Omar Quintanilla and cash.
 Dec. 5 Acquired P Chad Gaudin from Toronto for a PTBNL (Dustin Majewski).
 Dec. 13 Acquired OF Milton Bradley and IF Antonio Perez from Los Angeles (NL) for minor league OF Andre Ethier.

2007

- June 29 Acquired P Andrew Brown from San Diego for OF Milton Bradley and cash.
 July 16 Acquired C Rob Bowen and P Jerry Blevins from Chicago (NL) for C Jason Kendall and cash.
 Nov. 18 Acquired P Kristian Bell and P Graham Godfrey from Toronto for IF Marco Scutaro.
 Dec. 14 Acquired P Brett Anderson, P Dana Eveland, P Greg Smith, IF Chris Carter, OF Aaron Cunningham, OF Carlos Gonzalez from Arizona for P Dan Haren and P Connor Robertson.

2008

- Jan. 3 Acquired P Gio Gonzalez, P Fautino De Los Santos and OF Ryan Sweeney from Chicago (AL) for OF Nick Swisher.
 Jan. 14 Acquired P Joey Devine and P Jamie Richmond from Atlanta for OF Mark Kotsay and cash.
 July 8 Acquired P Sean Gallagher, C Josh Donaldson, IF Eric Patterson and OF Matt Murton from Chicago (NL) for P Rich Harden and P Chad Gaudin
 July 17 Acquired P Josh Outman, IF Adrian Cardenas and OF Matt Spencer from Philadelphia for P Joe Blanton
 Nov. 12 Acquired OF Matt Holliday from Colorado for P Greg Smith, P Huston Street and OF Carlos Gonzalez

2009

- Feb. 2 Acquired RHP Michael Wuerzt from Chicago (NL) for OF Richie Robnett and IF Justin Sellers
 July 5 Acquired OF Scott Hairston from San Diego for P Sean Gallagher, P Craig Italiano and P Ryan Webb
 July 24 Acquired P Clayton Mortensen, IF Brett Wallace and OF Shane Peterson from St. Louis for OF Matt Holliday
 July 31 Acquired IF Tyler Ladendorf from Minnesota for IF Orlando Cabrera

2010

- Jan. 16 Acquired IF Kevin Kouzmanoff and minor league IF Eric Sogard from San Diego for OF Scott Hairston and OF Aaron Cunningham
 Feb. 1 Acquired IF Adam Rosales and OF Willy Taveras from Cincinnati for IF Aaron Miles and cash
 Nov. 10 Acquired OF David DeJesus from Kansas City for P Vin Mazzaro and minor league P Justin Marks
 Nov. 17 Acquired minor league Ps Trystan Magnuson and Daniel Farquhar from Toronto for OF Rajai Davis
 Dec. 16 Acquired OF Josh Willingham from Washington for P Henry Rodriguez and OF Corey Brown

2011

- Jan. 8 Acquired RHP Guillermo Moscoso from Texas for minor league RHP Ryan Kelly
 June 30 Acquired RHP Bruce Billings and a PTBNL (OF Eliezer Mesa on September 30) from Colorado for

Baseball Operations, continued

	2B Mark Ellis and cash
July 31	Acquired LHP Jordan Norberto and 1B Brandon Allen from Arizona for RHP Brad Ziegler
Dec. 9	Acquired RHP Ryan Cook, OF Collin Cowgill and RHP Jarrod Parker from Arizona for LHP Craig Breslow, RHP Trevor Cahill and cash
Dec. 23	Acquired RHP A.J. Cole, LHP Tommy Milone, C Derek Norris and RHP Brad Peacock from Washington for LHP Gio Gonzalez and RHP Rob Gilliam
Dec. 28	Acquired RHP Raul Alcantara, IF Miles Head and OF Josh Reddick from Boston for RHP Andrew Bailey and OF Ryan Sweeney

2012

Jan. 16	Acquired OF Seth Smith from Colorado for RHP Guillermo Moscoso and LHP Josh Outman
Aug. 3	Acquired minor league C David Freitas from Washington for C Kurt Suzuki and cash
Aug. 20	Acquired SS Stephen Drew from Arizona for minor league IF Sean Jamieson
Oct. 20	Acquired OF Chris Young and cash from Arizona for SS Cliff Pennington and minor league IF Yordy Cabrera
Nov. 16	Acquired P Andrew Werner and IF Andy Parrino from San Diego for P Tyson Ross and minor league IF A.J. Kirby-Jones
Nov. 30	Acquired P Chris Resop from Pittsburgh for minor league P Zach Thornton
Dec. 18	Acquired minor league IF Jefry Marte from New York (NL) for OF Collin Cowgill

2013

Jan. 16	Acquired C John Jaso from Seattle in a three-team trade in which the A's sent minor league Ps A.J. Cole and Blake Treinen and a PTBNL to Washington and Washington sent OF Michael Morse to Seattle
Feb. 4	Acquired IF Jed Lowrie and P Fernando Rodriguez from Houston for IF Chris Carter, P Brad Peacock and minor league C Max Stassi
April 4	Acquired minor league OF Jake Goebbert from Houston for P Travis Blackley
July 30	Acquired IF Alberto Callaspo from Los Angeles (AL) for minor league IF Grant Green
Aug. 23	Acquired C Kurt Suzuki and cash from Washington for minor league P Dakota Bacus
Nov. 25	Acquired P Fernando Abad from Washington for minor league IF John Wooten
Dec. 2	Acquired P Jim Johnson from Baltimore for IF Jemile Weeks and a PTBNL (minor league C David Freitas on December 12).

A'S AMONG THE BEST UNDER BEANE'S WATCH

MAJOR LEAGUE'S BEST RECORDS SINCE 1998

Club	Wins	Losses	Pct.
New York (AL)	1720	1192	.591
St. Louis	1622	1292	.557
Atlanta	1617	1297	.555
Boston	1600	1315	.549
Los Angeles (AL)	1571	1345	.539
Oakland	1552	1362	.533

Dec. 3	Acquired IF Craig Gentry and P Josh Lindblom from Texas for OF Michael Choice and minor league IF Chris Bostick; Acquired P Luke Gregerson from San Diego for OF Seth Smith
Dec. 10	Acquired P Drew Pomeranz and minor league P Chris Jensen from Colorado for P Brett Anderson and cash
Dec. 11	Acquired minor league OF Billy Burns from Washington for P Jerry Blevins

2014

May 15	Acquired IF Kyle Blanks from San Diego for minor league IF Jake Goebbert at a PTBNL (minor league P Ronald Herrera on May 28)
July 5	Acquired Ps Jeff Samardzija and Jason Hammel from Chicago (NL) for P Dan Straily, minor league IF Addison Russell, minor league OF Billy McKinney and a PTBNL or cash
July 31	Acquired P Jon Lester, OF Jonny Gomes and cash from Boston for OF Yoenis Cespedes and a 2015 Competitive Balance Pick; Acquired OF Sam Fuld from Minnesota for P Tommy Milone
Aug. 31	Acquired DH Adam Dunn and cash from Chicago (AL) for minor league P Nolan Sanburn
Nov. 23	Acquired IF Ike Davis and international bonus slot 86 from Pittsburgh for international bonus slot 27
Nov. 28	Acquired IF Brett Lawrie, Ps Kendall Graveman and Sean Nolin and minor league IF Franklin Barreto from Toronto for IF Josh Donaldson
Dec. 8	Acquired minor league IF Joey Wendle from Cleveland for 1B/OF Brandon Moss
Dec. 9	Acquired P Chris Bassitt, C Josh Phegley, IF Marcus Semien and minor league IF Rangel Ravelo from the Chicago White Sox for P Jeff Samardzija and P Michael Ynoa
Dec. 11	Acquired IF/OF Mark Canha from Colorado for minor league P Austin House and cash
Dec. 18	Acquired P R.J. Alvarez and P Jesse Hahn from San Diego for C Derek Norris, minor league P Seth Streich and international bonus slot 117

2015

Jan. 10	Acquired IFs Ben Zobrist and Yunel Escobar from Tampa Bay for C John Jaso, minor league IF Daniel Robertson, minor league OF Boog Powell and cash
Jan. 14	Acquired P Tyler Clippard from Washington for IF Yunel Escobar
May 8	Chad Smith traded to the Los Angeles Angels for cash considerations
May 9	Edward Mujica and cash considerations acquired from Boston for cash considerations
July 2	Cody Martin acquired from the Atlanta Braves for international bonus slot 53
July 23	Scott Kazmir traded to the Houston Astros for minor league RHP Daniel Mengden and minor league C Jacob Nottingham
July 27	Tyler Clippard and cash traded to the New York Mets for minor league RHP Casey Meisner
July 28	Ben Zobrist and cash traded to the Kansas City Royals for RHP Aaron Brooks and minor league LHP Sean Manaea
July 31	Felix Doubront acquired from the Toronto Blue Jays for cash; Ryan Cook traded to the Boston Red Sox for cash

Aug. 4 Eric O'Flaherty traded with cash to the New York Mets for a PTBNL (minor league RHP Dawrin Frias)

Sept. 10 Daniel Coulombe acquired from the Los Angeles Dodgers for cash considerations

Nov. 20 Liam Hendriks acquired from Toronto for Jesse Chavez

Nov. 25 Jed Lowrie acquired from Houston for minor leaguer Brendan McCurry

Dec. 2 Yonder Alonso and Marc Rzepczynski acquired from San Diego for Drew Pomeranz, Jose Torres and a player to be named later (Jabari Blash)

Dec. 8 Evan Scribner traded to Seattle for minor leaguer Trey Cochran-Gill

Dec. 9 J.B. Wendelken and minor leaguer Zack Erwin acquired from the Chicago White Sox for Brett Lawrie

2016

Jan. 5 Arnold Leon traded to Toronto for cash

DAVID FORST

General Manager

David Forst begins his 17th season with the Athletics and his first as general manager. He was appointed to the position on Oct. 5, 2015 following the promotion of Billy Beane to executive vice president of baseball operations.

Forst's primary duties include working on all player acquisitions, contract negotiations and player evaluations. Prior to his promotion, Forst spent 12 seasons as assistant general manager after serving as an assistant to the general manager and coordinator of professional scouting.

The 39-year-old Forst graduated Cum Laude from Harvard University in 1998 with a Bachelor of Arts degree in sociology. He played baseball for the Crimson team and earned third team All-America honors as a senior in 1998. He also played for the Springfield (Ill.) Capitals of the Frontier League in 1998 and 1999.

A native of Encino, Calif., Forst resides in Berkeley, Calif. with his wife, Rebe, son, Judah, and daughter, Sasha.



DAN KANTROVITZ

Assistant General Manager

Dan Kantrovitz enters his second season as assistant general manager and his fifth in the A's organization. He is involved in all aspects of the A's baseball operations department with a primary focus on overseeing statistical analysis for evaluating and targeting players in the amateur draft, free agent and trade markets.

Kantrovitz previously worked with the A's from 2009-11 with responsibilities in international operations and baseball operations analysis. He joined the St. Louis Cardinals in 2012 as director of scouting, and spent three seasons in that role before returning to the A's. Kantrovitz began his front office career with the Cardinals in 2004 and held various duties in baseball operations before joining the A's in 2009.

Prior to working in baseball, Kantrovitz was twice an all-Ivy League shortstop at Brown University, where he received a bachelor's degree in organizational behavior and management in 2001. He was drafted by the Cardinals in the 25th round of the 2001 MLB draft. After a shoulder injury shortened his professional career, he worked as an investment banking analyst and for a company providing statistical analysis to major league teams. Kantrovitz received a master's degree in statistics from Harvard University in 2009.

Kantrovitz, 37, and his wife, Brenna, reside in Oakland with their daughters, Lily (5) and Vida (3).



DAN FEINSTEIN

Assistant General Manager, Pro Scouting and Player Personnel

Dan Feinstein enters his first season as assistant general manager, pro scouting and player personnel and his 16th in the Athletics organization. He was promoted to his current position this offseason after four years as director of professional scouting/baseball development. In addition to guiding the team's professional and international scouting efforts, Feinstein assists Billy Beane and David Forst in all aspects of baseball operations, including contract negotiations, arbitration, trade analysis, and the interpretation of ML rules.



Baseball Operations, continued

This marks Feinstein's second stint with the A's, having previously served in a variety of capacities from 1994-2004, including the role of assistant, amateur scouting and video coordinator. He spent the 2005 season as coordinator, baseball operations for the Los Angeles Dodgers and was director, baseball operations for the Tampa Bay Rays for six seasons from 2006-11 prior to rejoining the A's.

A native of Lafayette, CA, he attended UC Davis and earned a degree in Medieval European History. Feinstein resides in Lafayette with his wife, Meghan, and two children, Will and Charlotte.

BILLY OWENS

Assistant General Manager/Director of Player Personnel

Billy Owens begins his 18th season with the Athletics and his first as assistant general manager/director of player personnel. He was promoted to the position after spending the previous 12 seasons as director of player personnel. Owens' responsibilities include providing input and recommendations for potential trades and free agent signings, along with evaluation in the area of amateur scouting.

Prior to moving into a front office position, Owens spent five seasons as a hitting coach in the A's minor league system, with stops at Southern Oregon (1999), Vancouver (2000-01) and Arizona (2002-03). In addition to his coaching duties, Owens also assumed scouting responsibilities as an area scout and was promoted to East Coast Scouting Coordinator in 2003.

A third round pick (72nd overall) by the Baltimore Orioles in the 1992 June Draft, Owens played seven seasons of minor league ball with the Baltimore (1992-96) and Houston organizations (1997-98) before joining the A's as an area scout.

A native of San Jose, Calif., Owens attended the University of Arizona, where he played both baseball and football. He was a football, basketball and baseball standout at Bellarmine College Preparatory and is a member of the school's hall of fame. Billy O makes his off-season home in Scottsdale, Ariz.



KEITH LIEPPMAN

Director of Player Development

Keith Lieppman begins his 46th year with the A's and 25th season as the organization's director of player development, with responsibilities in the assignment, development and evaluation of players throughout the A's farm system, which consistently ranks among the best in the game. He also coordinates field instruction for the entire minor league system.

Lieppman's gilded reputation as one of baseball's finest personnel executives was further amplified in 2010 when he received the Sheldon "Chief" Bender Award from Minor League Baseball for "distinguished service and being instrumental in player development" during his career.

Lieppman has managed on all levels of the A's minor league system, beginning in Modesto in 1980 and most recently with the Triple-A Tacoma Tigers from 1985-87. He also managed the Lacey Tigres of the Dominican Winter League in 1986. He began his baseball career in 1971 as a minor league player for the A's.

Keith is a graduate of the University of Kansas with a degree in journalism. He resides in Prescott, Ariz. with his wife, Corinne.



ERIC KUBOTA

Director of Scouting

Eric Kubota is in his 32nd season with the Athletics organization and his 15th as director of scouting.

Kubota has overseen the club's last 14 drafts that have produced dozens of players who have risen to the major leagues with various clubs, including current A's Sean Doolittle (2007), Ryan Dull (2012), Sonny Gray (2011) and Max Muncy (2012). Kubota's talents as an evaluator helped assemble the majority of the A's minor league system that has combined for a 5294-5156 (.507) record over the last 14 seasons.

In January 2014, Kubota was honored as "Scout of the Year" by the Santa Clara County Hot Stove Committee.



Prior to assuming his current position, Kubota served as the club's supervisor of international scouting for three seasons, overseeing the scouting staff and player evaluations in the Dominican Republic and Venezuela.

Kubota, 51, began his baseball career in June of 1984 while he was an undergraduate at the University of California, Berkeley, spending the better part of six seasons working in the A's media relations department. In November of 1989, he joined the baseball operations staff as an assistant director of scouting, handling daily administrative duties of the scouting department, including preparation work for the Rule 4, Rule 5 and June drafts, compiling the team's prospect book and preparing statistical information.

He was elevated to Pacific Rim coordinator in November of 1996, where he acted as a liaison between the A's and Asian baseball teams in addition to his scouting duties in Northern California and Hawaii.

Eric graduated from Cal in 1986 with a bachelor of arts degree in political science. He resides in Rocklin, Calif. with his wife, Karen, and their two children.

TED POLAKOWSKI

Director of Minor League Operations

Ted Polakowski enters his 18th season as director of minor league operations and 34th in the organization. He oversees all aspects of the club's training facility in Mesa, where he was project manager for the renovations to Hohokam Stadium and the Lew Wolff Training Complex in 2014-15. He also handles budgeting and purchasing responsibilities for the organization's entire minor league system and assists in the management of the A's baseball operation in the Dominican Republic.

Polakowski joined the A's organization in 1984 as an athletic trainer for the Idaho Falls affiliate. He also headed up training staffs in Pocatello (1985), Medford (1986-87) and with the A's team in the Arizona Rookie League (1988) before moving into administrative duties on a full time basis in 1989. He was promoted to his current position prior to the 1999 season.

A native of Somerville, N.J., Polakowski graduated from Arizona State University in 1984 with a degree in health education and sports medicine. He currently resides in Mesa, Ariz. with his three children, Matthew, Krysta and Michael. Polakowski also has a fourth child, Kimberly, who resides in Okinawa, Japan.



CHRIS PITTARO

Special Assistant to the General Manager

Chris Pittaro enters his 26th season in the Oakland organization, his fifth as a special assistant to the general manager. Prior to being named to his current position, Pittaro served as director of professional scouting for five years. He spent the previous six seasons as national field coordinator after serving as an area scout and national cross checker with the Athletics since 1991.

In 2012, Pittaro was inducted into the Professional Baseball Scouts Hall of Fame.

Selected by the Detroit Tigers in the 1982 June First Year Player Draft, Pittaro made his major league debut with the Tigers in 1985, batting .242 in 28 games. He was traded to the Minnesota Twins in 1986 and spent parts of the '86 and '87 seasons on the Twins big league roster. He retired during the 1988 season.

Pittaro attended the University of North Carolina from 1980-82 before signing with the Tigers following his junior season. After he retired as a player in 1988, he enrolled in Rider College in New Jersey where he obtained a bachelor of science degree in finance in 1991, graduating Summa Cum Laude.

The 54-year-old Pittaro is a native of Hamilton, N.J., where he still lives with his wife, Lisa. He has three children.



GRADY FUSON

Special Assistant to the General Manager

Grady Fuson, former Oakland Athletics' scouting director and one of the game's most respected scouts and baseball executives, returned to the A's in 2010 as a special assistant to the general manager.

Fuson, who began his career as an area scout with Oakland in 1982, has now spent 25 seasons with the A's organization, including seven years as scouting director from 1995-2001. Prior to his current position with the Athletics, he served as vice president of scouting and player development with San Diego from 2006-09 after joining the Padres in 2005 as a special assistant to the general manager.

His first stint with the A's ended in 2002, when he joined the Texas Rangers as assistant general manager, spending three seasons in charge of the Rangers' scouting and player personnel.

After a two-year stint playing in the minor leagues, Fuson became head baseball coach at the University of Puget Sound in Washington. He was hired by the A's in 1982. During his tenure in Oakland, he played a prominent role in drafting such players as Eric Chavez, Tim Hudson, Mark Mulder and Barry Zito, which provided the impetus for the franchise to feature five playoff teams over a seven-year period from 2000-06.



PAMELA PITTS

Director of Baseball Administration

Pamela Pitts enters her 35th season in the organization and 24th as director of baseball administration. Her responsibilities include managing the day-to-day business side of the baseball operations department, including governing all major and minor league staff contract administration, player records, waivers, payroll issues and transactions. She started her baseball career with the A's in November of 1981 as the minor league and public relations secretary. Pamela resides in Danville, Calif. with her husband, Dan Dunn.



ADMINISTRATION

JIM LEAHEY

Vice President, Sales and Marketing

Jim Leahey enters his 10th season with the Oakland Athletics as vice president, sales and marketing. He leads the team's sales and marketing efforts, including corporate partnerships, tickets, advertising, and promotions. Under his direction, the Athletics have won multiple awards for their advertising campaigns. The "Green Collar Baseball" campaign was recognized in 2015 by the National Sports Forum with a first place ADchievement award in the television category. Leahey is spearheading the organization's efforts to deliver exceptional value through an outstanding fan experience.

Prior to joining the A's, Leahey spent 14 years with Sony Corporation, working in product development, marketing and general management roles. Spending time in Sony's US and global operations, he worked in Latin America as general manager and country manager of Sony Peru, and in the United States as general manager and vice president of the Peripherals and Enhancements (accessories) Group. Leahey joined the A's in December of 2006.

A native of Rhode Island, Leahey earned his bachelor's degree in economics from Brown University and his master's in business administration from the Harvard Business School. Jim resides in Danville, Calif. with his wife, Kira, and their three children.



Vice President, Broadcasting and Communications

Celebrating his 26th season with the Athletics organization, Ken Pries was promoted to his current position of vice president, broadcasting and communications in March of 2000 after serving as the team's senior director for broadcasting and communications for the previous three years.

Pries oversees all of the A's television and radio matters, in addition to the club's community relations, public relations and A's Productions departments.

Pries is responsible for negotiating all of the team's broadcast agreements, which include the A's radio flagship station 95.7 FM The Game, the A's Radio Network and television partnership with Comcast SportsNet California. The A's will televise all 162 games this year.

Last season, the A's Community Fund distributed more than \$600,000 to various projects and made donations to over 1,500 various charities throughout Northern California. In 2011, the team, in conjunction with Sony Pictures, raised more than \$370,000 in charitable donations at the premiere of *Moneyball*, with proceeds going to support Children's Hospital and Research Center Oakland and Stand Up To Cancer. The annual A's Community Fund Golf Tournament, held at the Round Hill Country Club in Alamo, raised more than \$100,000 and the 17th Annual Breast Cancer Awareness Day raised more than \$70,000 for the American Cancer Society and the Cancer Prevention Institute of California. The A's 16th Annual Root Beer Float Day raised more than \$30,000 for the Juvenile Diabetes Research Foundation.

Prior to joining the A's organization in 1991, Pries worked seven years with KSFO radio, where he was an executive producer for A's broadcasts, as well as Stanford football and men's basketball broadcasts. Before his KSFO stint, Pries served as a sports coordinator at KNBR radio from 1979-84, where he worked on the station's broadcasts of San Francisco Giants baseball games, along with University of San Francisco and Golden State Warrior basketball games.

A native of Alameda, Calif., Pries graduated from San Francisco State University, where he majored in broadcast communicational arts. He resides in San Ramon, Calif.

**DAVID RINETTI****Vice President, Stadium Operations**

David Rinetti enters his 36th season with the A's organization and his 16th as vice president, stadium operations.

In his current position, Rinetti coordinates event management, oversees all game day employees, including ushers, security officers, ticket takers, parking attendants and grounds crew, and assists in all construction related issues at O.co Coliseum. He is also the team's liaison with local law enforcement agencies and Major League Baseball's Security Department.

The 51-year-old Rinetti began his career with the A's in 1981, serving as stadium operations assistant, where he organized in-stadium promotions and giveaways. From 1987-93, he managed game day operations and maintenance of the A's luxury suites. In 1994, he was promoted to director of stadium operations and was elevated to vice president in March of 2000.

Rinetti also worked with Major League Baseball's Security Department at the 1995, 1998, 2007, 2010, 2012 and 2015 World Series, in addition to the 1998, 2002, 2007 and 2011 All-Star Games. He is also a member of the Major League Baseball Stadium Operations Advisory Committee.

A 1986 graduate of California State University, Hayward with a degree in business administration, Rinetti served as the A's chief liaison during the filming of the movie *Moneyball* at the Coliseum in 2010.

**KEITH WOLFF****Vice President, Venue Development**

Keith Wolff enters his 11th year as vice president, venue development for the A's, while also serving as president of Wolff Urban Development, a real estate development, acquisition and management company based in West Los Angeles and the Bay Area. In his role with the A's, he is responsible for the daily efforts in the team's quest to secure a baseball-only facility in the Bay Area.



Administration, continued

Wolff has more than 25 years of experience within the real estate industry with an emphasis on hotel, office, industrial and retail project assets. He has an extensive background in all facets of commercial real estate, including property acquisition, entitlement, development, leasing, repositioning and disposition.

Wolff graduated magna cum laude from the University of the Pacific with a bachelor's of science degree in business administration. He received his master's degree in business administration from Harvard University in 1993.

PAUL WONG

Vice President, Finance

Paul Wong enters his 21st season with the Athletics organization and 16th as vice president, finance. He is responsible for all of the club's financial technology and telecommunications affairs, including overseeing the accounting and IT departments, management of the company's annual budget and cash flow, the preparation of financial forecasts, reports and tax returns for the company and Major League Baseball, as well as analyzing and implementing the company's technology and telecommunication requirements.

Wong joined the Athletics in January of 1996 as a controller after serving four years with KPMG Peat Marwick in Oakland as a supervising tax specialist and senior auditor and two years as an accounting analyst for Pacific Gas and Electric Company in San Francisco.

A native of the Bay Area, Wong earned his bachelor of science degree in business administration from California State University, Hayward in 1990. He currently resides in Dublin, Calif. with his wife, Trish, son, Zachary and daughter, Kaylee.



SPORTS MEDICINE STAFF

NICK PAPARESTA

Head Athletic Trainer

Nick Paparesta enters his sixth season as the Oakland A's head athletic trainer. He previously served as the Tampa Bay Rays' assistant trainer for three seasons.

Paparesta, a native of Fort Myers, Fla., spent five years in the Rays' organization. He joined Tampa Bay in 2006 as Minor League head trainer and rehabilitation coordinator, overseeing all Minor League trainers and rehabilitation with Minor League players in that role for two seasons. He was promoted to the Major League level in 2008 and was a member of Tampa Bay's American League championship team that year.

Prior to his stint with the Rays, Paparesta worked in the Cleveland Indians organization for 11 seasons, including four years with Triple-A Buffalo. He is a graduate of Baldwin-Wallace College in Berea, Ohio, and holds certifications by the National Athletic Trainers' Association (NATA) and National Strength and Conditioning Association (NSCA).

Paparesta resides in Dublin, Calif. with his wife, Kristel, and two children, Noah and Alaina.



WALT HORN

Assistant Athletic Trainer

Walt Horn returns for his ninth season as assistant athletic trainer for the A's. Horn began his professional baseball career with the A's in 1978 after graduating from Boise State University in December of 1977. He served as the club's Double-A athletic trainer for six seasons, all in the Eastern League before being promoted to the Triple-A club for the 1984 season. He remained with the A's Triple-A affiliates in Tacoma, Edmonton, Vancouver and Sacramento over the next 24 seasons in the Pacific Coast League. Walt earned Pacific Coast League Athletic Trainer of the Year four times during that period (1992, '96, '02 and '04). He was also the athletic trainer for two All-Star games (1993 and 2005). An



Idaho native, Horn now resides with his wife, Stacy, in Mesa, Ariz. during the off season. They have two children, Cassandra and Cameron.

BRIAN SCHULMAN

Assistant Athletic Trainer

Brian Schulman enters his sixth season as an assistant athletic trainer with the A's after previously serving seven years at the University of California, Berkeley. At Cal, Schulman held the post of assistant athletic trainer from 2004-08 before being promoted to rehabilitation coordinator in 2009. During his stint as assistant athletic trainer, he oversaw the sports of baseball, men's water polo and women's soccer. Schulman also served previous internships with the San Francisco 49ers in 2003-04 and the Los Angeles Dodgers in 2000, as well as being a graduate assistant trainer at Fresno State in 2001-03. He is a certified strength and conditioning coach (CSCS) from the NSCA, and holds a bachelor's degree in political science from UC Santa Barbara (2001) and a Masters in kinesiology from Fresno State (2003). He resides in San Ramon, Calif. with his wife, Megan, and their two sons, Luke and Gavin.



MIKE HENRIQUES

Strength and Conditioning Coach

Mike Henriques begins his fifth full season as the Athletics' strength and conditioning coach. Henriques, originally hired as the A's minor league strength and conditioning coordinator in November of 2010, was named Oakland's interim strength and conditioning coach May 3, 2011. In October of that year, the team promoted him to permanent status. Henriques previously spent five seasons in the San Diego Padres' minor league system (2006-10), including two years as their assistant coordinator. The Central Connecticut State graduate also served four off-seasons with the NBA's Portland Trail Blazers as assistant strength and conditioning coach from 2007-10, as well as a summer internship at Arizona State in 2005.



OZZIE LYLES

Major League Massage Therapist

Ozzie Lyles enters his eighth season as the Oakland A's team massage therapist. He previously worked several years with many professional athletes, while also studying and practicing sport and medical massage since 1992. He was employed at Oakbay Chiropractic in Oakland from 2004-09 under the Oakland Raiders' team orthopedic surgeon, Dr. Warren Strudwick, and also has worked for Dr. Steve Iso-no, the Olympic and track and field orthopedic physician, in Emeryville. The Oakland, Calif. native also worked at Club One in Oakland.



MEDICAL CONSULTANTS



Allan Pont, M.D.
Team Physician



Elliott Schwartz, M.D.
Internal Medicine



Jon Dickinson, M.D.
Team Orthopedist



Will Workman, M.D.
Team Orthopedist

CLUBHOUSE AND STAFF

MICKEY MORABITO

Director of Team Travel

Mickey Morabito enters his 37th season as the Athletics' director of team travel. He is responsible for arranging the transportation and accommodations of the team during spring training and the regular season. He has the second longest tenure among active major league traveling secretaries. Morabito's career in professional baseball spans four decades, dating back to 1970 when he served as a batboy for the New York Yankees. He worked in the Yankees public relations department for seven seasons, working as an assistant from 1974-76 before taking over the director's duties in 1977. While with the Yankees, he managed the club's media relations efforts during the club's back-to-back World Championship seasons of 1977 and '78. Morabito joined the Athletics organization in the spring of 1980, handling dual roles as the club's director of public relations and traveling secretary. During his long career, he has been a part of six World Series teams, three with the A's and three with the Yankees. A native of Brooklyn, NY, Morabito attended Lafayette High School in Brooklyn and later earned his bachelor of arts degree in physical education from Hunter College in New York City. A fan of Frank Sinatra, Dean Martin, fine dining and hockey, Mickey makes his home in Alameda and Manhattan Beach with his wife Barbara.



STEVE VUCINICH

Equipment Manager

A fixture in the A's organization ever since the club moved to Oakland in 1968, Steve Vucinich enters his 23rd season as the club's equipment manager after serving as the visiting clubhouse manager from 1974-93. An Oakland native, Vucinich joined the A's organization as a ball boy in 1968 when the franchise relocated from Kansas City. From 1969-73, he served as an assistant in the home clubhouse before being named visiting clubhouse manager in 1974. Vucinich is a past president of the Major League Baseball Equipment Manager's Association and currently serves on the MLBMA's board of directors and is a past member of the advisory committee for Major League Baseball Properties. Vucinich graduated from St. Joseph's High School in Alameda and Chabot College in Hayward. Commonly referred to as the A's historian, he makes his off-season home in Scottsdale with his wife, Valerie, and daughter, Kayla, who is a graduate of Gonzaga University.



MIKE THALBLUM

Visiting Clubhouse Manager

The 2016 season marks Mike Thalblum's 36th season in the A's organization and his 23rd as the visiting clubhouse manager. He began his baseball career when he was 13 years old, serving as a clubhouse assistant in the team's spring training clubhouse in Phoenix. In 1985, Thalblum relocated to Oakland to work in the visiting clubhouse with Steve Vucinich and then in 1992, moved across the hall to the home side where he worked with the late Frank Cienczyk for two seasons. In 1994, he assumed his current position as the visiting clubhouse manager. A native of Scottsdale, Ariz., Mikey and his wife,



POSTSEASON BESTS

World Championships	Division Titles	Postseason Appearances	Postseason Wins
Yankees 27	Yankees 18	Yankees 52	Yankees 223
Cardinals 11	Braves 17	Dodgers 29	Cardinals 130
Athletics 9	Athletics 16	Cardinals 28	Giants 96
Red Sox 8	Cardinals 14	Athletics 26	Red Sox 90
Giants 8	Dodgers 14	Giants 25	Dodgers 84
			Athletics 82

Janine, make their home in Dublin, Calif. with their son, Stewart Robert, who is named after former A's pitchers Dave Stewart and Bob Welch; and Jonathon David.

BRIAN DAVIS

Assistant Equipment Manager

Brian Davis, who first joined the Oakland A's as a batboy in 1991, is entering his 22nd season as the club's assistant equipment manager. He is responsible for assisting Steve Vucinich in the day-to-day operation of the clubhouse, ranging from all equipment needs and meal planning, to occasionally travelling with the team on road trips. A native of Newark, Calif., Davis is a graduate of Placer High School in Auburn, Calif. and later attended both Chico State and Cal State Hayward. He is married and lives with his wife, Pam, and their two children—son, Owen, and daughter, Sophia—in Goodyear, Ariz.



CLAY WOOD

Head Groundskeeper

The 2016 season marks Clay Wood's 22nd season as the head groundskeeper of the O.co Coliseum and his 27th in the Athletics organization. Under his direction, the Coliseum's playing surface is considered by players to be among the best in the major leagues. Clay joined the A's organization in May of 1989 as part of the club's spring training field maintenance team. A native of Fort Worth, Tex., Wood earned his bachelor of science degree in marketing from Arizona State University. Woody and his wife, Lisa, make their home in Danville, Calif. with their son, Tyler, and daughter, Katie.



ADAM RHODEN

Video Coordinator

Adam Rhoden begins his 23rd season with the Oakland A's organization and 13th as the team's video coordinator. As a senior in high school, Rhoden first joined the team as an attendant in the home clubhouse. He served in that capacity from 1994-97 before moving to the visiting clubhouse as the main assistant and umpire attendant until 2003. During that time, he also assisted inside the A's player video room, eventually being promoted to his current position in 2004. As the A's video coordinator, Rhoden provides daily advance and video reports to Oakland's players and coaching staff, and also travels full-time with the team. In addition to working for the Oakland A's, Adam served as the Golden State Warriors' assistant equipment manager from 1998-2002. A Bay Area native who grew up in Suisun, Rhoden attended UC Davis where he received a bachelor's degree in economics. He currently resides in San Ramon, Calif.



ADDITIONAL CLUBHOUSE STAFF



Cliff Clavin
Clubhouse Assistant



Ruben Virgen
Clubhouse Assistant



Matt Weiss
Umpire/Clubhouse
Assistant



Phil Pohl
Bullpen Catcher

STANLEY®

SMART TECH



Official Tools of
the Oakland Athletics

ACCURACY JUST GOT SMARTER



The STANLEY®
TLM99s laser
distance measurer
& STANLEY® Floor
Plan layout app work
together or alone to make
measuring quick and easy.

Visit stanleytools.com/FloorPlan
to find out how you can make
measuring, estimating and floorplan
creation as easy as using your smart device.



STANLEYTOOLS.COM

©2016 STANLEY Tools

The Bluetooth® word mark and logos are registered trademarks owned by Bluetooth SIG, Inc. and any use of such marks by Stanley Tools is under license. Apple, the Apple logo, iPad, and iPhone are trademarks of Apple Inc., registered in the U.S. and other countries. App Store is a service mark of Apple Inc. Google Play is a trademark of Google Inc.

DOWNLOAD YOUR FREE APP






2016 ATHLETICS



Billy Burns led Major League rookies with 26 stolen bases in 2015 and set an Oakland record for batting average by a switch hitter (.294).

**MANAGER**

Robert Paul Melvin

Named as A's interim manager, June 9, 2011

Birthdate: October 28, 1961

Birthplace/Resides: Palo Alto, California / Berkeley, California

Contract Status: Fifth year of a seven-year contract through 2018

Bob Melvin has led the A's to three postseason appearances and a 393-354 (.526) record in four-plus seasons as manager of the Oakland A's after being named interim manager, June 9, 2011. His 393 wins are fourth most in franchise history behind Connie Mack (3582), Tony La Russa (798) and Art Howe (600). Melvin now has a mark of 886-862 (.507) in 12 seasons as a Major League manager, including stints with the Seattle Mariners (2003-04) and Arizona Diamondbacks (2005-09).

The A's finished 68-94 in 2015 after three straight postseason appearances. Melvin guided the A's to an 88-74 record and a Wild Card appearance in 2014 after back-to-back AL West titles in 2012 and 2013. He was the first manager to lead the A's to consecutive division titles since Tony La Russa won three straight from 1988-90. The A's finished 96-66 in 2013 after logging a 94-68 record in his first full season in 2012.

Melvin was named AL Manager of the Year by the *Baseball Writers Association of America* in 2012 after the A's became the fifth team in Major League history to win a Pennant or Division after trailing by 13 or more games and the first to come back when trailing by five or more games with fewer than 10 games remaining. That club employed 19 rookies, including 12 pitchers. Melvin became only the second manager in Oakland history (Tony La Russa, 1988 and 1992) to win the award. He also became only the 14th manager in MLB history to win the award at least twice in a career, and just the sixth manager to win the award in both leagues.

Melvin guided the A's to a 47-52 (.475) record in 2011 after Oakland started the season 27-36 (.429). The Bay Area native signed a three-year contract through the 2014 season, Sept. 21, 2011, a two-year extension through 2016, Jan. 14, 2013 and another two-year extension through 2018, Sept. 9, 2015. He is the 30th manager in franchise history and the 18th in Oakland history.

In his previous managerial stint, he guided Arizona to a 337-340 (.498) record in four-plus seasons. He was named manager of the D-backs Nov. 5, 2004 and led the club to a 77-85 mark in his first season, a 26-game turnaround from a franchise-worst 51-111 mark in 2004. After a 76-86 finish in 2006, Melvin was named National League Manager of the Year by the BBWAA in 2007 after guiding Arizona to a league-best 90-72 record. He also earned NL Manager of the Year honors from *The Sporting News* and the Negro League Baseball Museum's C.I. Taylor Legacy Award. The Diamondbacks followed up their NL West title with a second-place finish in 2008, finishing 82-80. Melvin became the winningest manager in Arizona history that season when he earned his 304th win Aug. 14, surpassing Bob Brenly. Melvin was relieved of his duties as D-backs manager May 8, 2009 after a 12-17 start.

Prior to being named A's manager, Melvin had rejoined the Diamondbacks as a special baseball advisor to President & CEO Derrick Hall in May of 2011, assisting the baseball operations department and other business divisions of the organization. He was a professional scout for the New York Mets in 2010.

Melvin began his managerial career in 2003, guiding the Mariners to a 93-69 record in shattering the team record for wins by a first-year Mariners manager set by Lou Piniella in 1993 (82-80). His 93 wins also tied for the 15th-most by any rookie manager in Major League history at the time. The Mariners then fell to 63-99 in 2004 and he left Seattle with a 156-168 (.481) record in two seasons.

Melvin began his coaching career as Manager Phil Garner's bench coach from 1999-2000, first with the Brewers in 1999 and then in 2000 with the Tigers. While with the Brewers, he also managed the Maryvale team in the Arizona Fall League in 1999. He was inducted into the AFL Hall of Fame in 2013. Melvin then served as Bob Brenly's bench coach with the D-backs from 2001-02 when the club won back-to-back NL West titles and the World Series in 2001. Prior to those bench coach roles, he spent three seasons with Milwaukee in various capacities, serving as a scout in 1996, roving instructor in 1997 and as assistant to General Manager Sal Bando in 1998.

A 10-year Major League veteran, Melvin's playing career included stops in Detroit (1985), San Francisco (1986-88), Baltimore (1989-91), Kansas City (1992), Boston (1993), the New York Yankees (1994) and the Chicago White Sox (1994). He posted a .233 batting average with 35 home runs and 212 RBI while playing in 692 games. The former catcher was drafted by Detroit as its first choice in the secondary phase of the 1981 January draft and hit .220 in 41 games in his rookie season of 1985. Melvin spent the next three seasons sharing the catching duties with Bob Brenly for the Giants, hitting a career-high 11 home runs in 1987. After three seasons in Baltimore, he batted a career-high .314 in 32 games with Kansas City in 1992.

Melvin graduated from Menlo-Atherton High School in Menlo Park, Calif. in 1979 and later attended and played baseball at the University of California in Berkeley. He and his wife, Kelley, reside in Berkeley, Calif. Their daughter, Alexi, is a graduate of the prestigious Lee Strasberg Theater & Film Institute in New York.

MANAGERIAL RECORD

Year	Club	League	Class	W-L	Pos.
2003	SEATTLE	American	Majors	93-69	2nd / West
2004	SEATTLE	American	Majors	63-99	4th / West
2005	ARIZONA	National	Majors	77-85	2nd / West
2006	ARIZONA	National	Majors	76-86	4th / West
2007	ARIZONA	National	Majors	90-72	1st / West
2008	ARIZONA	National	Majors	82-80	2nd / West
2009	ARIZONA	National	Majors	12-17	4th / West
2011	OAKLAND	American	Majors	47-52	3rd / West
2012	OAKLAND	American	Majors	94-68	1st / West
2013	OAKLAND	American	Majors	96-66	1st / West
2014	OAKLAND	American	Majors	88-74	2nd / West
2015	OAKLAND	American	Majors	68-94	5th / West
Major League Totals				886-862	

ATHLETICS MANAGERS

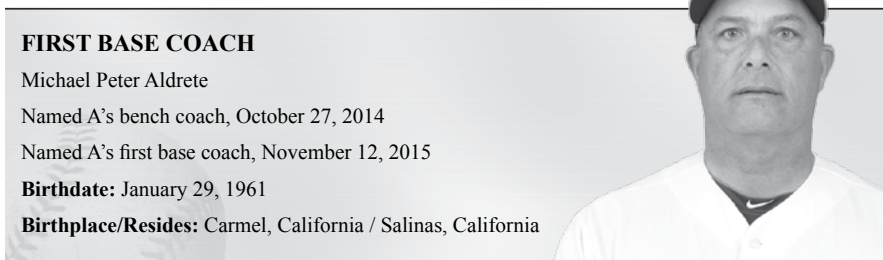
Manager	Years	W	L	Pct.	Notes
Connie Mack	1901-50	3582	3814	.484	9 AL Pennants, 5 World Championships
Earle Mack	1937-39	45	77	.369	
Jimmie Dykes	1951-53	208	254	.450	
Eddie Joost	1954	51	103	.331	
Lou Boudreau	1955-57	151	260	.367	
Harry Craft	1957-59	162	196	.453	
Bob Elliot	1960	58	96	.377	
Joe Gordon	1961	26	33	.441	
Hank Bauer	1961-62, 69	187	226	.453	
Ed Lopat	1963-64	90	124	.421	
Mel McGaha	1964-65	45	91	.331	
Haywood Sullivan	1965	54	82	.397	
Alvin Dark	1966-67, 74-75	314	291	.519	2 AL West Titles, 1 AL Pennant, 1 World Championship
Luke Appling	1967	10	30	.250	
Bob Kennedy	1968	82	80	.506	
John McNamara	1969-70	97	78	.554	
Dick Williams	1971-73	288	190	.603	3 AL West Titles, 2 AL Pennants, 2 World Championships
Chuck Tanner	1976	87	74	.540	
Jack McKeon	1977-78	71	105	.403	Started 1977 season, finished 1978
Bobby Winkles	1977-78	61	86	.415	Finished 1977 season, started 1978
Jim Marshall	1979	54	108	.333	
Billy Martin	1980-82	215	218	.497	1 AL West Title
Steve Boros	1983-84	94	112	.456	
Jackie Moore	1984-86	163	190	.462	
Jeff Newman	1986	2	8	.200	Interim Manager
Tony La Russa	1986-1995	798	673	.542	4 AL West Titles, 3 AL Pennants, 1 World Championship
Art Howe	1996-2002	600	533	.530	2 AL West Titles, 1 AL Wild Card
Ken Macha	2003-06	368	280	.568	2 AL West Titles
Bob Geren	2007-11	334	376	.470	
Bob Melvin	2011-	393	354	.526	2 AL West Titles, 1 AL Wild Card

MAJOR LEAGUE RECORD

	AVG.	G	AB	R	H	2B	3B	HR	RBI	SH	SF	HP	BB	SO	SB	CS	SLG	OBP	E
TOTALS	.233	692	1955	174	456	85	6	35	212	21	20	1	98	396	4	13	.337	.268	24

MIKE ALDRETE

14



FIRST BASE COACH

Michael Peter Aldrete

Named A's bench coach, October 27, 2014

Named A's first base coach, November 12, 2015

Birthdate: January 29, 1961

Birthplace/Resides: Carmel, California / Salinas, California

Mike Aldrete returns for his second season on the A's coaching staff, his first as first base and outfield coach. He rejoined Manager Bob Melvin for a third time in his coaching career as bench coach in 2015. Aldrete, who has served as bench coach for the St. Louis Cardinals from 2012-14, previously worked under Melvin as first base coach for the Seattle Mariners in 2004 and as hitting coach for the Arizona Diamondbacks from 2005-06. The 2016 season will mark his 12th on a Major League coaching staff.

He began his coaching career in 2001 as hitting coach for Yakima in the Diamondbacks' minor league system. He was promoted to manager of Yakima the following season and then managed Arizona's High Class A club in Lancaster in 2003. His first coaching opportunity in the majors came in 2004 when he was named first base coach on Melvin's staff in Seattle. He moved to Arizona the following year when Melvin was named manager of the Diamondbacks, serving as hitting coach there for two seasons.

Tony La Russa, whom Aldrete had played for in Oakland, hired him as assistant hitting coach with St. Louis in 2008. After four seasons in that position, including the 2011 Cardinals team that was crowned World Series champions, he was promoted to bench coach in 2012 when Mike Matheny replaced the retiring La Russa as manager. During his three-year stint as bench coach, the Cardinals advanced to the World Series in 2013 and to the National League Championship Series in both 2012 and 2014.

Born in Carmel, Calif. and a graduate of Monterey High School and Stanford University, the former first baseman/outfielder played for seven different teams during his 10-year Major League career, including both the San Francisco Giants (1986-88) and the Oakland A's (1993-95). A .263 lifetime hitter in 930 games, Aldrete also played for Montreal (1989-90), San Diego (1991), Cleveland (1991), the California Angels (1995-96) and the New York Yankees (1996).


Aldrete's finest season as a player was with the Giants in 1987, when he batted a career-high .325 on a team that lost to St. Louis in the National League Championship Series. He split his final season between California and New York in 1996, ending his career as a member of the World Series Champion Yankees.

A third team All-American his senior season at Stanford, Aldrete was chosen by San Francisco in the seventh round of the June Draft in 1983. He enjoyed a pair of trips to the College World Series with the Cardinal and was a member of the U.S. Collegiate All-Star Team that toured Japan in 1982. Aldrete graduated from Monterey (Ca.) High School, lettering in baseball, basketball and football.

Aldrete makes his off-season home in Salinas, Calif., with his wife, Gina, and their three children; Michael, Blake and Nicolette. Michael (RHP) was selected by the Cardinals in the 2012 First Year Player Draft out of San Jose State (39th round).

MAJOR LEAGUE RECORD

	AVG.	G	AB	R	H	2B	3B	HR	RBI	SH	SF	HP	BB	SO	SB	CS	SLG	OBP	E
TOTALS	.263	930	2147	277	565	104	9	41	271	14	18	5	314	381	19	18	.377	.356	19



HITTING COACH

Darren James Bush

Named A's bullpen coach, October 26, 2012

Named A's hitting coach, October 30, 2014

Birthdate: January 18, 1974

Birthplace/Resides: Columbus, Ohio / Inglewood, Florida

Darren Bush is in his second season as the A's hitting coach after serving as the bullpen coach the previous two seasons. This is Bush's 12th season in the A's organization, which includes two seasons as a minor league hitting coach, six seasons as a manager and four seasons on the Major League coaching staff.

Bush compiled a 462-386 (.545) record in six seasons as a manager with Single-A Stockton (2007-08), Double-A Midland (2009-10) and Triple-A Sacramento (2011-12). He guided the River Cats to back-to-back division titles with a mark of 88-56 in 2011 and 86-58 in 2012. Bush also led the RockHounds to playoff appearances in 2009 and 2010, including a Texas League Championship in 2009. He also skippered Single-A Stockton to the California League Championship in his second year as a manager in 2008. Bush joined the Athletics in 2005 as hitting coach at Stockton and spent two seasons in that capacity before taking over as manager for the Ports in 2007.

Prior to joining the A's organization, Bush coached in independent leagues. He was the hitting coach and Director of Player Personnel with Yuba-Sutter of the Western League in 2002 and then spent two seasons as a manager in the Northeast League with Berkshire (41-51 in 2003) and Quebec (58-34 in 2004).

A former outfielder, Bush began his playing career with three seasons in the independent Frontier League. He played for Zanesville in 1996 and Springfield in 1997-98, hitting .302 with 26 home runs and 133 RBI in 224 games. Bush signed with the San Diego Padres organization Dec. 24, 1998 and hit .259 with 16 home runs and 114 RBI in 231 games in two seasons at Single-A Rancho Cucamonga (1999-2000) and one year at Single-A Clearwater (2001) in the Phillies farm system. He also played one game for Triple-A Las Vegas in 2000 and went 2-for-4. He concluded his playing career by hitting .417 in seven games for Yuba-Sutter of the Western League in 2002. Bush had a .284 average in 456 games overall.

Bush attended Dunedin High School and Valdosta State University. He resides in Inglewood, Fla. during the offseason. Bush is married, Rebecca, and has two children, Wyatt and Maggie.

MINOR LEAGUE RECORD

	AVG.	G	AB	R	H	2B	3B	HR	RBI	SH	SF	HP	BB	SO	SB	CS	SLG	OBP	E
TOTALS	.283	456	1536	252	434	85	12	42	248	10	14	12	225	256	35	26	.436	.375	26

A'S RECENT COACHING ASSIGNMENTS

Year	Bench	Pitching	Hitting	Third Base	First Base	Bullpen	Other
2015	Aldrete	Young	Bush	Gallego/Washington	Waller	Emerson	Jensen
2014	Hale	Young	Davis	Gallego	Waller	Bush	Prieto
2013	Hale	Young	Davis	Gallego	Waller	Bush	Prieto
2012	Hale	Young	Davis	Gallego	Waller	Rodriguez	Prieto
2011	Skinner	Romanick	Perry	Gallego	Waller	Rodriguez	
2010	Waller	Young	Skaalen	Gallego	Steverson	Romanick	
2009	Waller	Young	Skaalen	Gallego	Steverson	Romanick	
2008	Wakamatsu	Young	Van Burkleo	DeFrancesco/Waller	Waller/DeFrancesco	Romanick	
2007	Schaefer	Young	Van Burkleo	Lachemann	Waller	Fischer	
2006	Geren	Young	Perry	Washington	Lachemann	Fischer	
2005	Lachemann	Young	Hudgens	Washington	Fischer	Geren	
2004	Speier	Young	Hudgens	Washington	Fischer	Geren	
2003	Francona	Peterson	Bosley/Hudgens	Washington	Fischer	Geren	

SCOTT EMERSON

65



BULLPEN COACH

Scott Matthew Emerson

Named A's bullpen coach, October 30, 2014

Birthdate: December 22, 1971

Birthplace/Resides: Baltimore, Maryland / Rockingham, North Carolina

Scott Emerson returns for his second season as the A's bullpen coach and his 14th in the A's organization.

Emerson spent two seasons as minor league roving pitching instructor from 2013-14 after 10 years as a pitching coach at various levels. He joined the A's organization in 2003 as pitching coach at Single-A Modesto and served two seasons there before the A's moved their affiliate to Stockton. After two seasons with the Ports, Emerson had a five-year stint at Double-A Midland from 2007-11. He was promoted to Triple-A Sacramento in 2012 and spent one season with the River Cats.

Emerson's coaching career began in the Pittsburgh Pirates organization in 2000 when he was named the pitching coach for the Pirates Gulf Coast Rookie League club at Bradenton. He spent two years in the GCL and one at Single-A Williamsport in 2002 before joining the A's organization.

Emerson pitched professionally for six seasons in the Baltimore (1992-95), Boston (1995-96) and Arizona (1997) organizations. He was a 10-game winner at Single-A Albany in 1993 and was traded to the Red Sox organization early during the 1995 season. The left-hander signed with Arizona after being released by Boston in the spring of 1997. He pitched in three games for Single-A High Desert before concluding his professional career with Rio Grande Valley of the independent Texas-Louisiana League in 1997. Emerson was 27-29 with a 4.16 ERA in 135 games, 79 starts in his career.

Emerson was drafted by San Diego in the 21st round of the 1990 June draft out of Shadow Mountain HS (Phoenix, Ariz.) but did not sign. He attended Scottsdale Community College and signed with the Baltimore organization after the Orioles selected him in the 40th round of the 1991 June draft.


Emerson and his wife, Jill, make their offseason home in Rockingham, N.C.

MINOR LEAGUE RECORD

	W	L	ERA	G	GS	CG	SHO	SV	IP	H	R	ER	HR	HB	BB	IBB	SO	WP	BK
TOTALS	27	29	4.16	135	79	4	0	0	493.1	520	298	228	28	26	268	5	361	54	4

MARCUS JENSEN

59



ASSISTANT HITTING/CATCHING COACH

Marcus Christian Jensen

Named A's assistant hitting/catching coach, October 30, 2014

Birthdate: December 14, 1972

Birthplace/Resides: Oakland, California / Scottsdale, Arizona

Oakland native Marcus Jensen returns for his second season as the A's assistant hitting/catching coach and his 10th in the A's organization.

Jensen spent the 2014 season as the A's minor league roving hitting instructor. He joined the A's organization in 2007 as hitting coach for the A's affiliate in the Arizona Rookie League and served two years in that capacity. Jensen took over the managerial duties for that club in 2009 and guided the A's to a 141-136 (.509) record and one playoff appearance in five seasons. In 2013, he also served as the A's minor league roving catching instructor.

A former catcher, Jensen was drafted by San Francisco out of Skyline HS in Oakland following the first round of the 1990 June draft as a compensation pick for the loss of free agent Craig Lefferts. He batted .184 with six home runs and 29 RBI in 145 games in seven seasons with seven different teams.

Jensen made his Major League debut with San Francisco in 1996 and appeared in 39 games over two seasons with the Giants before he was dealt to Detroit in July, 1997. After spending parts of the 1998 and 1999 seasons with Milwaukee and St. Louis respectively, Jensen saw his most big league action with Minnesota in 2000 when he batted .209 with three home runs and 14 RBI in 52 games. He split the 2001 season between Boston and Texas and returned to Milwaukee in 2002, appearing in 40 games in his final big league campaign. Jensen spent the 2003 season at Triple-A Columbus in the New York (AL) farm system and played for Cancun in the Mexican League in 2004. He spent his final two seasons as a professional with Mesa (2005) and Reno (2006) of the independent Golden Baseball League. Jensen was also a member of the 2000 U.S. Olympic team that defeated Cuba for the gold medal.

Jensen makes his offseason home in Scottsdale, Ariz., with his son, Marcus.

MAJOR LEAGUE RECORD

	AVG.	G	AB	R	H	2B	3B	HR	RBI	SH	SF	HP	BB	SO	SB	CS	SLG	OBP	E
TOTALS	.184	145	343	33	63	16	1	6	29	3	1	0	50	106	0	1	.289	.287	10

MARK KOTSAY

7

BENCH COACH

Mark Steven Kotsay

Named A's bench coach, November 12, 2015

Birthdate: December 2, 1975

Birthplace/Resides: Whittier, California / Rancho Sante Fe, California



Mark Kotsay is in his first season as the A's bench coach after making his professional coaching debut as the San Diego Padres hitting coach in 2015.

Kotsay spent 17 seasons in the Major Leagues from 1997-2013, including a four-year stint with Oakland from 2004-07. He was acquired from San Diego following the 2003 season for Ramon Hernandez and Terrence Long and went on to hit .282 in 472 games with the A's. Kotsay batted a career high .313 in 2004 and tallied a career high 82 RBI in 2005 while belting 15 home runs in each season. He was a member of the A's American League West champions in 2006 and sparked Oakland to its first ALCS appearance in 14 years with an inside-the-park home run in Game 2 of the ALDS at Minnesota.

A former outfielder, Kotsay batted .276 with 127 home runs and 720 RBI in 1914 games during his career, which also included stops in Florida (1997-2000), San Diego (2001-03, 12-13), Atlanta (2008), Boston (2008-09), Chicago-AL (2009-10) and Milwaukee (2011). He made his ML debut with Florida in his second professional season in 1997 and appeared in a career-high 154 games in his rookie season of 1998. After batting .298 in 2000, he was traded to San Diego five days prior to Opening Day in 2001. He hit .292 with a career-high 17 home runs in 2002. Following his stay with Oakland, Kotsay returned to the LCS in 2008 with Boston and 2011 with Milwaukee. He concluded his playing career with San Diego in 2012 and 2013.

Kotsay retired following the 2013 season and spent 2014 in the Padres front office as a special assistant to the general manager and baseball operations. In that role, he was involved in all aspects of the club's baseball operations.

A graduate of Sante Fe (CA) High School, Kotsay attended Cal State Fullerton where he led the Titans to the College World Series Championship in 1995. He was the winner of the Golden Spikes Award and was named Collegiate Player of the Year that year and hit .404 in his collegiate career. Kotsay was the Marlins first round pick and the ninth selection overall in the 1996 draft and also played for the United States in the 1996 Olympics.

Kotsay is married, Jamie, and has three children, Grace, Sienna and Trey. He resides in Rancho Santa Fe, Calif., during the offseason.

MAJOR LEAGUE RECORD

	AVG.	G	AB	R	H	2B	3B	HR	RBI	SH	SF	HP	BB	SO	SB	CS	SLG	OBP	E
TOTALS	.276	1914	6464	790	1784	353	48	127	720	30	48	13	554	757	98	64	.404	.332	49

RON WASHINGTON

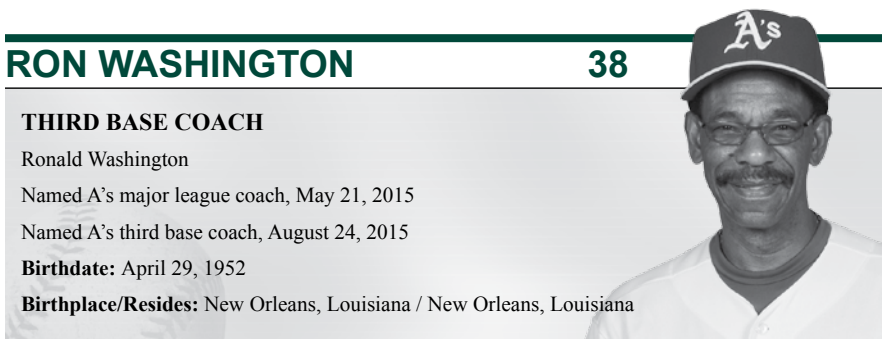
38

THIRD BASE COACH

Ronald Washington

Named A's major league coach, May 21, 2015

Named A's third base coach, August 24, 2015

Birthdate: April 29, 1952**Birthplace/Resides:** New Orleans, Louisiana / New Orleans, Louisiana

Ron Washington returned to the Oakland A's organization as a major league coach on May 21, 2015 after managing the Texas Rangers from 2007-14. He replaced Mike Gallego as third base coach on Aug. 24 and will serve in that capacity in 2016. This season marks Washington's 13th with the A's.

Washington began his Major League coaching career in 1996 when he was named as the A's first base coach. He moved across the diamond to third base in 1997 and remained there until he was hired by the Rangers following the 2006 season. In addition, Washington has also worked with the A's infielders and Oakland led the league in fielding in 2004 and 2005 before finishing second in 2006. He was also instrumental in the development of six-time Gold Glove third baseman, Eric Chavez.

Washington was hired as manager by Texas on Nov. 6, 2006 and won more games than any manager in Rangers and Senators history, compiling a 664-611 (.521) record in eight seasons. He guided Texas to back-to-back World Series appearances in 2010 and 2011 and the Rangers posted four consecutive 90-win seasons from 2010-13, including a 96-win season in 2011. Texas finished first or second in the American League West under Washington for six consecutive seasons from 2008-13. The Rangers were 53-87 when he resigned Sept. 5, 2014.

Washington's coaching career began in 1991 at Tidewater, the Mets Triple-A affiliate in the International League. He spent two seasons there before taking over as manager of New York's Single-A Columbia Bombers of the South Atlantic League. In 1993 he guided the Bombers to a 64-77 record and Columbia finished 59-76 in 1994. In 1995, he returned as a coach for the Mets Triple-A affiliate, now at Norfolk.

The former infielder spent all or parts of 10 seasons in the Major Leagues with Los Angeles, Minnesota, Baltimore, Cleveland and Houston. He made his debut with the Dodgers in 1977 and, despite hitting .368 in 10 games, did not return to the majors until 1981 with Minnesota. The New Orleans native hit .271 with a career high 5 HR and 39 RBI in his first full season in the majors in 1982 and he batted a career high .294 for the Twins in 1984. Washington was released by the Twins prior to the 1987 season and played 26 games for Baltimore that year. He played 69 games with Cleveland in 1988 and seven games for the Astros in 1989. Washington finished his professional playing career with the Texas Rangers Triple-A Oklahoma City farm team in 1990.

He graduated from John McDonogh High School in 1970 and attended Manatee Junior College. He was signed as a free agent by Kansas City out of the Royals Baseball Academy. Ron and his wife, Geraldine, live in New Orleans, Louisiana.

MAJOR LEAGUE RECORD

	AVG.	G	AB	R	H	2B	3B	HR	RBI	SH	SF	HP	BB	SO	SB	CS	SLG	OBP	E
TOTALS	.261	564	1586	190	414	65	22	20	146	16	13	9	65	266	28	18	.368	.292	70



PITCHING COACH

Curtis Allen Young

Named A's pitching coach, October 21, 2011

Birthdate: April 16, 1960

Birthplace/Resides: Saginaw, Michigan / Scottsdale, Arizona

Curt Young returns for his fifth season of his second stint as A's pitching coach. He was originally appointed to the position Dec. 2, 2003 and spent seven seasons with the A's before joining the Boston Red Sox as their pitching coach in 2011. The 2016 season marks Young's 32nd year in the Oakland organization, which includes 12 years as a player, eight years as a minor league coach and 12 years as the major league pitching coach.

Under Young's guidance, the A's finished second in the American League in ERA in three straight seasons from 2012-14. The 2014 club posted a 3.22 ERA, which was seventh lowest in Oakland history and the lowest since 1990 (3.18). During his tenure as coach from 2004-10, Oakland pitchers posted an AL-best 4.03 ERA and held opponents to an AL-low .257 average while allowing the fewest home runs (1,062) in the league. His 2010 staff led the AL with a 3.56 ERA and 17 shutouts, while A's starters registered a Major League-best 3.47 ERA, the lowest such mark in the AL at the time since the 1990 Red Sox (3.32). In 2011, Boston pitchers ranked third in the American League in strikeouts (1,213) and opponent batting average (.247) and tied for fourth in shutouts (13).

During Young's tenure as Oakland pitching coach, 13 A's pitchers—Mark Mulder (2004), Tim Hudson (2004), Justin Duchscherer (2005, 2008), Barry Zito (2006), Dan Haren (2007), Andrew Bailey (2009), Trevor Cahill (2010), Ryan Cook (2012), Bartolo Colón (2013), Grant Balfour (2013), Sean Doolittle (2014), Scott Kazmir (2014) and Sonny Gray (2015)—have been selected to the American League All-Star team, with Mulder and Haren earning starts in the Midsummer Classic. Closers Huston Street (2005) and Bailey (2009) also earned AL Rookie of the Year honors.

Young began his coaching career in 1996 with the A's affiliate in the Arizona Rookie League. He spent three seasons in Scottsdale before he was named pitching coach at Single-A Visalia in 1999. Young spent the next three years as the pitching coach at Double-A Midland. His first Midland staff compiled a 4.60 ERA, which was the lowest figure posted by the club in 15 years. His 2001 staff bettered the previous year's figure by 20 points, finishing with a 4.40 ERA, and in 2002 the RockHounds finished with a 3.88 ERA. Young was promoted to Triple-A Sacramento for the 2003 season and the River Cats posted the fourth best ERA in the Pacific Coast League (3.90) en route to the PCL Championship.

Young compiled a 69-53 record and a 4.31 ERA in 251 games, 162 starts, in an 11-year Major League pitching career that included stints with Oakland (1983-91, 93), Kansas City (1992) and the New York Yankees (1992). He was originally drafted by the A's in the fourth round of the 1981 June draft, making his major league debut in 1983. The left-hander went 13-9 with a 3.45 ERA in 1986, leading the team in victories and earning him an Opening Day start in 1987. He matched his career best in wins in 1987, posting a 13-7 record and a 4.08 ERA in a career-high 31 starts. Young was also a member of the A's starting rotation when they won three consecutive American League pennants from 1988-90. He tossed two one-hitters during his career: Oct. 5, 1986 against Kansas City and June 9, 1987 against Chicago.

Young graduated from Arthur Hill High School in Saginaw, Mich., where he also starred as a quarterback, and attended Central Michigan University. In 1980, he pitched for the United States team in the World Amateur Baseball Tournament in Japan. Curt and his wife, Kathy, make their offseason home in Scottsdale, Ariz. They have two sons (Daniel and Jamie) and a daughter (Shannon).

MAJOR LEAGUE RECORD

	W	L	ERA	G	GS	CG	SHO	SV	IP	H	R	ER	HR	HB	BB	IBB	SO	WP	BK
TOTALS	69	53	4.31	251	162	15	3	0	1107.0	1133	581	530	147	33	366	11	536	26	14

INFIELDER/OUTFIELDER**Height/Weight:** 5-10 / 170**Bats/Throws:** Switch / Right**Birthdate:** October 29, 1991**Opening Day Age:** 24**Birthplace/Resides:** Santo Domingo, Dominican Republic / Santo Domingo, Dominican Republic**Major League Service:** 98 days**Obtained:** Acquired from the Chicago Cubs for Chris Coghlan, June 9, 2016**Contract Status:** First year of a one-year contract through 2016**CAREER HIGHLIGHTS**

Has spent parts of each of the last two seasons in the majors with the Chicago Cubs and is a .194 hitter with 10 home runs and 30 RBI in 81 games...was originally signed by the Cubs as a non-drafted free agent Nov. 3, 2008 and is a .274 (675-for-2,460) career hitter with 124 doubles, 51 triples, 52 homers, 290 RBI and 128 stolen bases in seven minor league seasons...was named a Pacific Coast League Midseason All-Star with Triple-A Iowa in 2014 and 2015, a Southern League Midseason and Postseason All-Star with Double-A Tennessee in 2013 and a Florida State League Midseason All-Star with Single-A Daytona in 2012...named the seventh-best Cubs prospect heading into the 2014 season by *Baseball America*...tabbed as the 10th-best Cubs prospect prior to the 2013 season...earned a spot on the Topps Double-A All-Star team in 2013...was selected to play for the World Team in the 15th annual Sirius/XM All-Star Futures Game July 14, 2013 at Citi Field in New York as part of Major League Baseball's All-Star Weekend.

2015 HIGHLIGHTS

Began the season with Chicago, appearing in 11 games from April 5-19 before he was optioned to Triple-A Iowa, April 20...posted a .077 average (2-for-26) with five runs scored and a RBI with the Cubs...made six starts at second base and one start at third, with the Cubs going 5-2 in his seven starts...recorded a walk-off single against the Reds in the Cubs 7-6 triumph, April 13...it was the Cubs first walk-off victory of the season...was named a Pacific Coast League Midseason All-Star for the second-straight season with Iowa...batted .231 with 20 doubles, a league-leading 10 triples, 12 home runs, 36 RBI and 16 stolen bases in 120 games...was the only PCL Player with 10 or more doubles, triples and homers...belted two solo homers, June 15 at Omaha.

CAREER

2014—Batted .205 with 11 doubles, two triples, 10 homers and 29 RBI in 70 games in his Major League debut with the Cubs...his 10 home runs ranked fourth among National League rookies, three shy of the Mets' Travis d'Arnaud, who led with 13 homers...made 48 starts in center field and 21 starts at second base...hit .244 with three home runs against lefties...batted .190 with seven homers against right-handed pitchers...had eight stolen bases, and was caught stealing five times...was promoted to Chicago and made his Major League debut July 9 at Cincinnati...went 0-for-4 in a start at second base...had four hits and three RBI, July 10 in Cincinnati, in his second career game...is the fourth Cub since 1914 to collect a four-hit effort within his first two career games, the first since Don Johnson on Sept. 27, 1943 vs. the New York Giants...became the first NL player to turn the trick since Washington's Ian Desmond did so on Sept. 12, 2009 at the Marlins...belted his first career home run, July 13 vs. Atlanta, a two-run shot off Julio Teheran...had a career-high six-game hitting streak, Aug. 21-27...batted .375 (9-for-24) with two homers and four RBI during the run...belted five homers over a 10-game stretch from Aug. 24-Sept. 2...had a .914 OPS during the run...began the year with Triple-A Iowa, his first season at that level...was named a Pacific Coast League Midseason All-Star...hit .307 with 25 doubles, 11 triples, 10 home runs, 41 RBI and 21 stolen bases in 89 games prior to his call-up...was the only minor league player to reach 25 doubles, 10 triples, 10 home runs and 20 stolen bases at the time of his promotion to the Cubs on July 9...played 19 games with Lacey in the Dominican Winter League and batted .324 with four home runs and eight RBI...participated in the Cubs Rookie Development Program.

2013—Saw his first action at the Double-A level and set minor league career highs in almost every offensive category, batting .271 with 36 doubles, four triples, 15 home runs, 69 RBI, 69 runs scored and

31 stolen bases in 133 games with Tennessee...named a Southern League Midseason and Postseason All-Star...ranked second in the SL with 134 hits, 36 doubles and 55 extra-base hits, tied for third with 31 stolen bases and was fourth with 223 total bases...earned a spot on the Topps Double-A All-Star team...tallied 62 walks leading to a .352 on-base percentage and an .804 OPS...hit .347 with runners in scoring position...batted .333 with nine RBI with the bases loaded...was selected to play for the World Team in the 15th annual Sirius/XM All-Star Futures Game July 14, 2013 at Citi Field in New York as part of Major League Baseball's All-Star Weekend...started at second base, going 1-for-3 with a solo homer in the World Team's 4-2 loss to the U.S. Team...played with Tigres del Licey in the Dominican Winter League, batting .200 in 17 games...named the seventh-best Cubs prospect heading into the 2014 season by *Baseball America*.

2012—Hit .302 with 13 doubles, seven triples, seven homers, 51 RBI and 25 stolen bases in 85 games with Single-A Daytona before breaking a bone in his foot July 11, ending his season...named a Florida State League Midseason All-Star...batted .325 from May 1-July 11 (the end of his season) after hitting just .232 in 23 April contests...boasted a .354 batting average with runners in scoring position, a .342 mark with RISP and two outs and a .333 batting average with nine RBI with the bases loaded...collected a season-best 11-game hitting streak May 3-16, hitting .422 (19-for-45) with six multi-hit contests during the span...play with Tigres del Licey in the Dominican Winter League, batting .333 (4-for-12) in 23 games...was tabbed as the 10th-best Cubs prospect prior to the 2013 season.

2011—Spent the entire campaign with Single-A Peoria, hitting .271 with 14 doubles, five triples, two homers, 37 RBI and eight stolen bases in 99 games...hit a season-best .388 in 15 June contests...had a .290 batting average with runners in scoring position, a .327 mark with RISP and two outs and a .385 batting average with 13 RBI with the bases loaded...collected a season-best eight-game hitting streak June 1-10, hitting .387 (12-for-31) with three multi-hit contests during the span.

2010—Spent the entire campaign with Single-A Boise, hitting .283 with five doubles, a Northwest League-leading six triples, three homers, 24 RBI and seven stolen bases in 59 games...hit .304 against right-handed pitching, compared to a .216 mark against lefties...increased his batting average each month, hitting .204 in 13 June games, .292 in 21 July games, .295 in August (20 games) and .400 in September (five games).

2009—In his first professional action, hit .275 with 11 doubles, eight triples, three homers, 32 RBI and 20 stolen bases in 65 games with the Cubs Dominican Summer League club.

PERSONAL/MISCELLANEOUS

Arismendy Alcantara was originally signed by Cubs scouts Jose Serra, Marino Encarnacion and Carlos Reyes.

LIFETIME PLAYING RECORD

Year	Club	AVG.	G	AB	R	H	2B	3B	HR	RBI	SH	SF	HP	BB	SO	SB	CS	SLG	OBP	E
2009	DSL Cubs 1	.275	65	258	44	71	11	8	3	32	1	3	1	30	47	20	2	.415	.349	36
2010	Boise	.283	59	219	29	62	5	6	3	24	3	2	1	10	53	7	3	.402	.315	22
2011	Peoria	.271	99	369	45	100	14	5	2	37	4	0	1	16	76	8	8	.352	.303	40
2012	Daytona	.302	85	331	47	100	13	7	7	51	2	5	2	19	61	25	4	.447	.339	35
2013	Tennessee	.271	133	494	69	134	36	4	15	69	9	4	2	62	125	31	6	.451	.352	33
2014	Iowa	.307	89	335	62	103	25	11	10	41	3	3	0	25	83	21	3	.537	.353	12
	CHICAGO (NL)	.205	70	278	31	57	11	2	10	29	1	2	2	17	93	8	5	.367	.254	6
2015	CHICAGO (NL)	.077	11	26	5	2	0	0	0	1	1	0	0	5	11	1	0	.077	.226	1
	Iowa	.231	120	454	72	105	20	10	12	36	7	3	0	35	125	16	6	.399	.285	20
ML Totals		.194	81	304	36	59	11	2	10	30	2	2	2	22	104	9	5	.342	.252	7

CAREER TRANSACTIONS

2008 — Signed by the Chicago Cubs organization as a non-drafted free agent, November 3. **2016** — Traded to the Oakland Athletics for Chris Coghlan, June 9.

VS. THE AMERICAN LEAGUE

2015					CAREER					
AVG.	AB	H	HR	RBI	vs. TEAM	AVG.	AB	H	HR	RBI
—	0	0	0	0	Baltimore	.545	11	6	1	2
—	0	0	0	0	Tampa Bay	.100	10	1	0	0
—	0	0	0	0	Toronto	.100	10	1	0	0

VS. THE NATIONAL LEAGUE

2015					CAREER					
AVG.	AB	H	HR	RBI	vs. TEAM	AVG.	AB	H	HR	RBI
—	0	0	0	0	Arizona	.083	12	1	0	1
—	0	0	0	0	Atlanta	.357	14	5	1	2
—	0	0	0	0	Chicago	—	0	0	0	0
.200	10	2	0	1	Cincinnati	.281	32	9	1	7
.000	8	0	0	0	Colorado	.162	37	6	1	3
—	0	0	0	0	Los Angeles	.259	27	7	1	6
—	0	0	0	0	Miami	—	0	0	0	0
—	0	0	0	0	Milwaukee	.162	37	6	1	5
—	0	0	0	0	New York	.125	16	2	0	0
—	0	0	0	0	Philadelphia	—	0	0	0	0
—	0	0	0	0	Pittsburgh	.214	28	6	1	1
.000	4	0	0	0	San Diego	.188	16	3	1	1
—	0	0	0	0	San Francisco	.167	12	2	0	0
.000	4	0	0	0	St. Louis	.095	42	4	2	2
—	0	0	0	0	Washington	—	0	0	0	0

MONTHLY BREAKDOWN

2015					CAREER					
AVG.	AB	H	HR	RBI	by MONTH	AVG.	AB	H	HR	RBI
.077	26	2	0	1	April	.077	26	2	0	1
—	0	0	0	0	May	—	0	0	0	0
—	0	0	0	0	June	—	0	0	0	0
—	0	0	0	0	July	.253	75	19	2	7
—	0	0	0	0	August	.195	118	23	5	12
—	0	0	0	0	September	.176	85	15	3	10

BATTING BREAKDOWN

2015					CAREER					
AVG.	AB	H	HR	RBI	by CATEGORY	AVG.	AB	H	HR	RBI
.111	18	2	0	1	Home	.207	169	35	5	14
.000	8	0	0	0	Away	.178	135	24	5	16
.000	13	0	0	0	Day	.218	142	31	4	18
.154	13	2	0	1	Night	.173	162	28	6	12
.077	26	2	0	1	Pre-ASG	.224	49	11	1	6
—	0	0	0	0	Post-ASG	.188	255	48	9	24
.000	4	0	0	0	vs. LHP	.232	82	19	3	8
.091	22	2	0	1	vs. RHP	.180	222	40	7	22
.167	6	1	0	1	RISP	.178	73	13	2	18
1.000	1	1	0	1	Bases Loaded	.167	6	1	0	1
.000	3	0	0	0	Pinch Hitter	.000	4	0	0	0
—	0	0	0	0	Designated Hitter	—	0	0	0	0

BALLPARK BREAKDOWN

	AVG.	AB	H	HR	RBI
Busch Stadium	.125	16	2	2	2
Chase Field	.083	12	1	0	1
Citi Field	.125	16	2	0	0
Coors Field	.095	21	2	1	3
Dodger Stadium	.250	16	4	0	1
Great American	.316	19	6	1	6
Miller Park	.167	12	2	0	2
PNC Park	.308	13	4	1	1
Rogers Centre	.100	10	1	0	0
Wrigley Field	.207	169	35	5	14

FIELDING STATISTICS

Second Base

YEAR	PCT.	G	PO	A	E	TC	DP
2014	.989	25	31	63	1	95	9
2015	.970	8	14	18	1	33	2
Totals	.984	33	45	81	2	128	11

Third Base

YEAR	PCT.	G	PO	A	E	TC	DP
2015	1.000	2	1	1	0	2	0
Totals	1.000	2	1	1	0	2	0

Outfield

YEAR	PCT.	G	PO	A	E	TC	DP
2014	.958	48	111	3	5	119	0
Totals	.958	48	111	3	5	119	0

ALCANTARA'S CAREER HIGHS

Hits: 4, July 10, 2014 at Cincinnati

Home Runs: 1 (10 times), last: September 20, 2014 vs. Los Angeles (NL)

Runs Batted In: 3 (twice), last: September 20, 2014 vs. Los Angeles (NL)

Stolen Bases: 2, July 8, 2014 at Arizona

Hitting Streak: 6, August 21-27, 2014

Hitless Streak (At Bats): 18, September 21-27, 2014
Game Ending RBI: 1, April 13, 2015 vs. Cincinnati (single)

Grand Slams: None

Pinch-Hit Home Runs: None

Inside-The-Park Home Runs: None

Lead Off Home Runs: None

**RIGHT-HANDED PITCHER****Height/Weight:** 6-4 / 221**Bats/Throws:** Right / Right**Birthdate:** December 4, 1992**Opening Day Age:** 23**Birthplace/Resides:** Barahona, Dominican Republic / Barahona, Dominican Republic**Major League Service:** None**Obtained:** Acquired from the Boston Red Sox with Josh Reddick and Miles Head for Andrew Bailey and Ryan Sweeney, December 28, 2011**Contract Status:** First year of a one-year contract through 2016**CAREER HIGHLIGHTS**

Was originally signed by the Boston organization July 2, 2009 out of the Dominican Republic and spent two years in the Red Sox farm system before he was dealt to the A's as part of the Josh Reddick trade following the 2011 season...is 26-26 with a 3.50 ERA in 98 games, including 88 starts, in six seasons as a professional...has issued just 95 walks in 453.0 innings, an average of 1.89 per nine innings...returned from May 14, 2014 "Tommy John" surgery to make 15 starts with Single-A Stockton in 2015...tied for fifth among all Single-A pitchers with 12 wins in 2013...had a 10-game winning streak from April 9 to July 8 that year...was rated as the A's No. 3 prospect by *Baseball America* following the 2013 season and No. 9 following the 2014 season...named to the Gulf Coast League Postseason All-Star team in his first season in the United States in 2011 after posting a league-leading 0.75 ERA in nine starts.

2015 HIGHLIGHTS

Went 0-2 with a 3.88 ERA in 15 starts with Single-A Stockton after missing the first two months of the season as he continued his recovery from May 14, 2014 "Tommy John" surgery...surrendered just three home runs in 48.2 innings...walked eight for an average of 1.48 walks per nine innings...allowed a .286 opponents batting average, including .284 (33-for-116) against right-handed hitters compared to .288 (21-for-73) against left-handers...12 of the 21 hits he allowed to lefties were for extra bases (nine doubles, two triples, one home run)...yielded a .333 batting average with runners in scoring position but that mark dropped to .238 with RISP and two outs...surrendered all three of his home runs at home...compiled a 5.40 ERA in the first and second innings and a 1.77 ERA in the third and fourth innings...averaged 3.244 innings per start...never tossed more than 4.0 innings and did not qualify for any wins...began the season on the disabled list at Double-A Midland but was reinstated and transferred to Stockton June 8...surrendered a season-high seven hits and allowed four runs in 2.1 innings in his first start June 8 against Inland Empire...walked two batters in his second start June 13 at Rancho Cucamonga, his only outing with more than one walk...had an 11.57 ERA and .480 opponents batting average over his first two starts...then logged a 2.12 ERA while holding the opposition to a .245 batting average over his next eight starts from June 18 to Aug. 2...struck out a season-high five in 3.1 scoreless innings June 18 against Bakersfield...tossed a season-high 4.0 innings in his fourth start June 27 at Inland Empire...it was his first of eight outings of exactly 4.0 innings...did not walk a batter over a five-start stretch from July 8 to Aug. 2 (18.1 ip)...his two losses came in consecutive starts on Aug. 2 at San Jose and Aug. 7 against Rancho Cucamonga...allowed a season-high five runs in a season-low 0.1 innings in the latter contest...also yielded two of his three home runs for the season on Aug. 7...compiled a 1.93 ERA and .224 opponents batting average over his final four starts beginning Aug. 12...did not pitch from Aug. 23 to Sept. 5...tossed 3.0 scoreless innings in his final start Sept. 6 against Modesto...made one appearance for Oriente in the Dominican Winter League following the season (2.0 ip, 4 h).

CAREER

2014—Began the season at Double-A Midland but made just three starts before he was placed on the disabled list April 19 with a strained right elbow...underwent "Tommy John" surgery May 14 and missed the remainder of the season...the surgery was performed by Dr. Neal ElAttrache in Los Angeles...went 2-0 with a 2.29 ERA in his three starts with the RockHounds...did not allow a home run in 19.2 innings...yielded a .250 opponents batting average, including .239 against right-handed hitters compared to .273 against left-handers...opponents went 1-for-13 (.077) with runners in scoring position...picked up the win in each of his first two starts, allowing just two runs in 14.2 innings...then had a no decision

in his final start April 18 against San Antonio (5.0 ip, 6 h, 3 r, 3 er, 3 bb, 2 so)...was named the A's ninth best prospect by *Baseball America* following the season.

2013—Split his season between the A's two Single-A affiliates at Beloit and Stockton and combined for a 12-6 record and a 3.22 ERA in 27 games, all starts...had career highs in wins, games started, innings pitched (156.1) and strikeouts (124)...tied for second in the A's farm system in wins, ranked third in ERA, fourth in innings and fifth in strikeouts...was rated as the A's No. 3 prospect by *Baseball America* following the season...tied for fifth among all Single-A pitchers in wins, ranked seventh in innings pitched and tied for seventh in starts...had a 10-game winning streak from April 9 to July 8 and compiled a 2.06 ERA over that 16-start stretch...surrendered 11 home runs for the season, an average of 0.63 per nine innings...issued 24 walks or 1.38 per nine innings...held the opposition to a .258 opponents batting average, including .257 against left-handed hitters compared to .259 against right-handers...began the season at Beloit and went 7-1 with a 2.44 ERA in 13 starts...allowed seven runs on nine hits in 3.2 innings in his first start April 4 against Cedar Rapids...then went 7-0 with a 1.95 ERA over his final 12 starts with the Snappers...began the streak by tossing 7.0 shutout innings of one-hit ball in a 4-1 victory at Peoria April 9...did not allow a home run over an eight-start stretch from April 9 to May 20...tossed a seven-inning complete game one-hit 4-0 shutout in the second game of a doubleheader May 10 against Peoria (0 bb, 3 so)...that began a stretch of three consecutive starts without issuing a walk...did not allow a run in back-to-back starts at Wisconsin June 6 (7.0 ip) and against Wisconsin June 11 (6.0 ip), his final two starts with Beloit...named to the Midwest League Midseason All-Star team and pitched the second inning for the West squad in the game June 18 (1.0 ip, 1 bb, 1 so)...was promoted to Single-A Stockton June 20 and went 5-5 with a 3.76 ERA in 14 starts with the Ports...won each of his first three decisions with the Ports to extend his winning streak to 10 games...then went 2-5 with a 4.13 ERA over his final 10 starts...extended the winning streak to 10 games July 8 against Visalia and then matched his season-high with nine strikeouts in 6.2 innings July 13 against High Desert...was named California League Pitcher of the Week for the week of July 8-14 after going 1-0 with a 0.69 ERA and 16 strikeouts in 13.0 innings over two starts...did not walk a batter over a three-start stretch from July 30 to Aug. 15.

2012—Spent his first season in the A's organization at Single-A Burlington where he went 6-11 with a 5.08 ERA in 27 games, including 17 starts...the losses were a career-high, the most on the Bees and tied for third most in the Midwest League...walked 38 batters in 102.2 innings after issuing just 20 free passes in 125.2 innings over his first two seasons...surrendered 12 home runs after yielding just one in his first two campaigns...began the season in the starting rotation and went 5-8 with a 5.38 ERA and .318 opponents batting average in 17 starts...was moved to the bullpen July 16 and each of his final 10 appearances came in relief...was 1-3 with a 3.63 ERA and .234 opponents average out of the pen...allowed 4 of 5 (80.0%) inherited runners to score...his opponents batting average included a .300 mark against right-handed hitters compared to .313 against left-handers...went 0-3 with a 7.79 ERA over his first four starts but followed that up with a five-start stretch from April 29 to May 23 where he compiled a 3-1 record and a 1.98 ERA...made his first relief appearance July 16 against Dayton, tossing 2.0 perfect innings...tossed exactly two innings in seven of his 10 relief appearances

2011—Combined for a 1-4 record and a career-low 2.20 ERA in 13 games, all starts, in his first season in the United States with the Red Sox affiliate in the Gulf Coast Rookie League and Single-A Lowell...did not allow a home run in 65.1 innings...walked just 12, an average of 1.65 per nine innings...named to the GCL Postseason All-Star team after going 1-1 with a league-leading 0.75 ERA in nine starts...also led the league with a .147 opponents batting average and ranked second in fewest walks per nine innings (1.13)...the opponents batting average included a .144 mark against right-handed hitters compared to .153 against left-handers...opponents hit .125 with runners in scoring position...did not allow a run and surrendered just two hits and three walks over his first three starts (16.0 ip)...struck out a season-high 11 batters in 5.0 innings in his final start Aug. 11 in the second game of a doubleheader against the Rays...was promoted to Lowell Aug. 17 and went 0-3 with a 6.23 ERA and .333 opponents batting average in four starts with the Spinners.

2010—Made his professional debut with the Red Sox affiliate in the Dominican Summer League...was 5-3 with a 3.28 ERA and .260 opponents batting average in 13 starts...tied for the team-lead in wins...surrendered just one home run in 60.1 innings and walked eight (1.19 per nine innings)...opponents hit .091 with runners in scoring position and two outs...named to the DSL Midseason All-Star team...made his debut May 30 at the Royals, a no decision in a 7-4 win (3.0 ip, 2 h, 2 r, 2 er, 1 bb, 3 so)...tossed 5.0

shutout innings and allowed just one hit for his first win June 10 against the Pirates...followed that up with a five-inning complete game five-hitter in a 5-2 win over Yankees-2.

PERSONAL/MISCELLANEOUS

Raul Alcantara was originally signed by Boston scout Manny Nanita.

LIFETIME PITCHING RECORD

Year	Club	W	L	ERA	G	GS	CG	SHO	SV	IP	H	R	ER	HR	HB	BB	IBB	SO	WP	BK
2010	DSL Red Sox	5	3	3.28	13	13	1	0	0	60.1	61	31	22	1	2	8	0	34	3	0
2011	GCL Red Sox	1	1	0.75	9	9	0	0	0	48.0	23	5	4	0	3	6	0	36	1	0
	Lowell	0	3	6.23	4	4	0	0	0	17.1	25	14	12	0	1	6	0	14	0	0
2012	Burlington	6	11	5.08	27	17	0	0	0	102.2	119	64	58	12	7	38	0	57	2	4
2013	Beloit	7	1	2.44	13	13	1	1	0	77.1	84	29	21	3	4	7	0	58	2	0
	Stockton	5	5	3.76	14	14	0	0	0	79.0	73	45	33	8	4	17	0	66	6	1
2014	Midland	2	0	2.29	3	3	0	0	0	19.2	17	5	5	0	2	5	0	10	1	0
2015	Stockton	0	2	3.88	15	15	0	0	0	48.2	54	21	21	3	2	8	0	29	1	1
Minor League Totals		26	26	3.50	98	88	2	1	0	453.0	456	204	176	27	25	95	0	304	16	6

CAREER TRANSACTIONS

2009 — Signed as a non-drafted free agent by the Boston Red Sox, July 2. **2011** — Traded to the Oakland Athletics with outfielder Josh Reddick and minor league infielder Miles Head for pitcher Andrew Bailey and outfielder Ryan Sweeney, December 28.

**FIRST BASEMAN****Height/Weight:** 6-1 / 220**Bats/Throws:** Left / Right**Birthdate:** April 8, 1987**Opening Day Age:** 28**Birthplace/Resides:** Havana, Cuba / Miami, Florida**Major League Service:** 4 years, 116 days**Obtained:** Acquired with Marc Rzepczynski from San Diego for Drew Pomeranz, Jose Torres and Jabari Blash, December 2, 2015**Contract Status:** First year of a one-year contract through 2016**CAREER HIGHLIGHTS**

Is a .273 career hitter with 32 home runs and 183 RBI in 508 games in six seasons with Cincinnati (2010-11) and San Diego (2012-15)...appeared in 155 games during his first season with the Padres in 2012 but has been limited to 103 games or fewer in each of the last three seasons due to five stints on the disabled list...set a Padres rookie-record with 39 doubles in 2012...played in the All-Star Futures Game in 2010 and 2011...was rated as the Reds number two prospect by *Baseball America* in 2010 and was number four in 2011...was the Padres number one prospect in 2012...played for Peoria in the Arizona Fall League in 2009.

2015 HIGHLIGHTS

Batted .282 with five home runs and 31 RBI in 103 games in a season shortened by two stints on the disabled list...the batting average was his best in his four seasons with San Diego, as was his .361 on-base percentage and .742 OPS...scored a career-high 50 runs and his 103 games played were the second most of his career...batted .287 (80-for-279) against right-handed pitching compared to .267 (20-for-75) against left-handers...hit .309 with a .407 on-base percentage on the road, .254 with a .309 on-base percentage at Petco Park...batted .299 when leading off an inning...had a .203 batting average with runners in scoring position...four of his five home runs were solo shots and four came with two outs...hit .323 against National League West competition but batted just .188 in interleague play...was successful in just 2-of-7 (28.6%) stolen base attempts...was 15-for-16 (93.8%) in his career entering the season...started a team-leading 92 games at first base and committed just three errors in 102 games overall at first for a .997 fielding percentage...also made two starts third base...was 2-for-3 (.667) with a double and a walk as a pinch hitter...started games in every spot in the order except eighth and ninth and saw his most action with 47 starts batting fifth.

SAN DIEGO: Was on his fourth career Opening Day roster and made his fourth consecutive Opening Day start at first base for the Padres...went 0-for-3 in the opener on April 6 at Los Angeles (NL) but then had back-to-back three-hit games the next two days against the Dodgers...hit safely in a season-high six consecutive games from April 18 to 23 (11-for-22, .500)...was named the Padres Player of the Month for April by the San Diego Hall of Champions after hitting .315 with eight RBI, eight runs scored and 10 walks (.400 on-base percentage) in 21 games played...went 6-for-14 (.429) over his first five games in May and was batting .333 with a .427 on-base percentage when he was placed on the 15-day disabled list May 9 retroactive to May 8 with a bruised right shoulder...ranked sixth in the NL in on-base percentage and tied for ninth in batting average at the time of the injury...began a rehab assignment with Single-A Lake Elsinore May 27 and went 1-for-6 (.167) with three walks in two games with the Storm...was moved to Triple-A El Paso May 29 and hit .231 with four walks in four games before he was reinstated from the DL June 2...missed 23 games...went 12-for-27 (.444) over his first seven games following his return to lift his batting average to .360 and his on-base percentage to .444 through June 9...hit his second career grand slam June 6 at Cincinnati...it was a game-tying blast in the seventh inning of the Padres 9-7 victory...the four RBI matched his career high...went 6-for-35 (.171) over an 11-game stretch from June 10 to 20...made his second career start at third base June 13 against Los Angeles (NL)...it was his first since Aug. 29, 2011 against Philadelphia...made another start at third June 18 at Oakland...matched his season high with a six-game hitting streak from June 21 to 27 (9-for-24, .375)...finished June with a .290 batting average in 26 games...had a career-high 19 game streak without an RBI from June 28 to July 23...hit .175 over that stretch...went 0-for-4 on July 8 at Pittsburgh to drop his average to .296...that was his first day under .300 all year and he would not return to the .300 mark...matched

his career high with three walks July 10 at Texas...an 0-for-4 performance on Aug. 9 lowered his overall average to .267, but he hit .355 with a .412 on-base percentage over his final 19 games beginning Aug. 10...doubled in his only at bat Sept. 1 against Texas...would not play the rest of the season as he was placed on the 60-day disabled list Sept. 14 with a lower back stress reaction...missed the Padres final 30 games.

CAREER

2014—Appeared in 84 games for the Padres, missing time due to a right wrist injury...over his final 23 games at Petco Park from May 9 to Aug. 12, hit .308...batted just .183 over his first 20 home games... appeared at third base three times: April 17 vs. Colorado (1.0 inn.), May 3 vs. Arizona (1.0 inn.) and June 2 vs. Pittsburgh (1.1 inn.)...recorded one assist in his only defensive chance at the “hot corner”...tallied four multi-double games, the second-highest total among Padres players, trailing only Rene Rivera’s five...made his third career Opening Day roster, starting at first base in the Padres season opener for the third-straight year on March 30 vs. Los Angeles (NL)...recorded a walk-off RBI fielder’s choice May 4 against Arizona to score Cameron Maybin from third...it was his second career walk-off plate appearance, joining his game-ending single on Sept. 16, 2012 against Colorado...hit .267 with four home runs and 12 RBI in 27 games in May...belted the game-tying solo home run off Rafael Soriano with two outs in the ninth inning on June 7 against Washington...according to the Elias Sports Bureau, it was the first time a Padres player hit a lead-changing home run with the team down to its final out of a home game since 2009 when David Eckstein and Adrian Gonzalez both did it against Arizona...missed 30 games from June 17 to July 25 while on the 15-day disabled list with right wrist tendinitis...was reinstated from the DL July 26 and hit .421 in 15 games before being placed back on the DL Aug. 13 with a strained right forearm...missed the final 43 games of the season.

2013—Hit a then career-high .281 in 97 games...batted .296 against right-handed pitchers compared to .242 against left-handers...batted .305 in 49 games at Petco Park, .259 in 48 games on the road...in 40 second-half games, hit .296 and drew 17 walks against 15 strikeouts for a .370 on-base percentage...made 15 starts batting third in the order, hitting .308 in those games...also appeared in 36 games, 35 starts, batting fourth in the order, hitting .296...made his second career Opening Day roster and second-straight start at first base in the season opener April 1 at New York (NL)...tied a Padres club-record and a personal career-high with three doubles April 27 against San Francisco...it was his second career three-double game (also July 30, 2012 at Cincinnati)...opened the season by hitting .292 with 16 RBI in 26 games during the month of April...was placed on the 15-day disabled list June 6 retroactive to June 1 with a right hand contusion...was reinstated July 12...hit all six of his home runs prior to his DL stint...slugged .416 through May 31 and just .306 after returning from the DL...made his last start of the season Aug. 30 at Los Angeles (NL)...appeared in just two games as a pinch-runner in the final month of the season on Sept. 28 and 29, missing time due to issues with his prior right hand injury.

2012—Set career-highs in nearly every offensive category in his first full Major League season, including games (155), hits (150), doubles (39), home runs (9), RBI (62), runs (47) and walks (62)...led all Major League rookies in games played and doubles, ranked second in walks and tied for second in hits...set a Padres rookie-record with 39 doubles, passing the previous franchise mark held by Benito Santiago (33 in 1987)...his 20 doubles prior to the All-Star Break were the most ever by a Padres rookie in the first half...finished tied with Ryan Klesko (2002) for the 10th-most doubles all-time in a season by a Padre...set a Padres record with 10 multi-double games, the most in all of Major League Baseball...passed the previous franchise-mark of six multi-double games by Tony Gwynn in 1993 and Adrian Gonzalez in 2007...had 13 games with multiple extra-base hits in 2012, the most by a Padre since Adrian Gonzalez had 15 in 2007...in 72 games after the All-Star Break, hit .285 with 19 doubles, six home runs and 39 RBI...made his first career Opening Day roster, starting at first base in the Padres first game of the season on April 5 against Los Angeles (NL)...had a career-best 10-game hitting streak from May 18 to 27, hitting .351 (13-for-37) over that stretch...became the first rookie in San Diego history to collect two hits and three RBI in back-to-back games July 18-19 at Houston...rated No. 33 on *Baseball America’s* Top-100 Prospects list and No. 1 in the Padres’ organization heading into the season.

2011—Began the season at Triple-A Louisville, where he was an International League Midseason All-Star...also played in the SiriusXM All-Star Futures Game...was promoted to the Majors July 26 and spent the rest of the season with Cincinnati...joined the Reds following the Jonny Gomes trade to Washington...started 14 games in left field, one at first base and one at third base...had nine multi-hit

games in his 16 starts...connected for his first big league home run Aug. 6 at Chicago (NL) off Carlos Zambrano...made 21 appearances at first base and 62 in the outfield for Louisville...rated No. 73 on *Baseball America's* Top-100 Prospects list and No. 4 in the Reds' organization heading into 2011.

2010—Split the majority of his season between Double-A Carolina and Triple-A Louisville, also seeing his first action as a September call-up...recalled Sept. 1 and made his big league debut that night as a pinch hitter against Milwaukee...tallied his first big league hit Sept. 4 at St. Louis, a pinch-hit, ground rule double off Mike MacDougal...began the season at Carolina and was promoted to Triple-A May 12...named the International League's Player of the Week for July 26 to Aug. 1...started at first base for the World Team in the All-Star Futures Game in Anaheim...entered the season ranked No. 45 on *Baseball America's* Top-100 Prospects list and No. 2 in the Reds' organization.

2009—Split his season between the Gulf Coast Reds, Single-A Sarasota and Double-A Carolina, combining to hit .292 in 84 games...missed two months while on Carolina's disabled list with a broken right hamate bone...had surgery on June 23 by Dr. Timothy Kremcheck...named to the Florida State League All-Star team...hit .267 in 23 games for Peoria in the Arizona Fall League and played in the AFL Rising Stars Game...rated by *Baseball America* as No. 35 on their Top-100 Prospects list entering the season.

2008—Was the Reds first round draft pick and the seventh selection overall in the First-Year Player Draft...signed a Major League contract Aug. 15...joined Single-A Sarasota Aug. 26 and hit .316 with two RBI in six games in his professional debut.

PERSONAL/MISCELLANEOUS

Yonder Alonso was originally signed by Reds' scout Tony Arias...has a son, Troy...was born in Cuba and moved to the United States when he was 10 with his father Luis, mother Damarys and sister Yain-ee...his sister is married to Orioles infielder Manny Machado...his father was a player and coach for Industriales club in Cuba...graduated from Coral Gables (FL) High School...drafted by the Reds after his junior season at the University of Miami.

LIFETIME PLAYING RECORD

Year	Club	AVG.	G	AB	R	H	2B	3B	HR	RBI	SH	SF	HP	BB	SO	SB	CS	SLG	OBP	E
2008	Sarasota	.316	6	19	1	6	1	0	0	2	0	1	0	5	5	0	0	.368	.440	0
2009	Sarasota	.303	49	175	21	53	13	0	7	38	0	2	0	24	30	0	1	.497	.383	5
	Carolina	.295	29	105	12	31	11	0	2	14	0	2	0	14	15	1	0	.457	.372	3
	GCL Reds	.133	6	15	0	2	0	0	0	0	0	0	0	3	1	0	0	.133	.278	0
2010	Carolina	.267	31	101	19	27	5	0	3	13	0	0	1	19	16	4	2	.406	.388	2
	Louisville	.296	101	406	50	120	31	2	12	56	0	1	1	37	76	9	1	.470	.355	2
	CINCINNATI	.207	22	29	2	6	2	0	0	0	3	0	0	0	10	0	0	.276	.207	2
2011	Louisville	.296	91	358	46	106	24	4	12	56	0	4	1	46	60	6	5	.486	.374	2
	CINCINNATI	.330	47	88	9	29	4	0	5	15	0	0	0	10	21	0	0	.545	.398	1
2012	SAN DIEGO	.273	155	549	47	150	39	0	9	62	1	4	3	62	101	3	0	.393	.348	12
	SAN DIEGO	.281	97	334	34	94	11	0	6	45	0	7	2	32	47	6	0	.368	.341	3
2013	Tucson	.571	4	14	1	8	0	0	0	2	0	0	0	0	0	0	1	.571	.571	0
	SAN DIEGO	.240	84	267	27	64	19	1	7	27	0	3	1	17	36	6	1	.397	.285	2
	AZL Padres	.375	2	8	1	3	0	0	1	4	0	0	0	0	0	1	0	.750	.375	0
2014	El Paso	.235	5	17	0	4	0	0	0	1	0	0	0	2	0	0	0	.235	.235	1
	SAN DIEGO	.282	103	354	50	100	18	1	5	31	0	3	3	42	48	2	5	.381	.361	3
	Lake Elsinore	.167	2	6	1	1	0	0	0	0	0	0	0	3	0	0	0	.167	.444	0
2015	El Paso	.231	4	13	3	3	1	0	0	2	0	0	0	4	3	0	0	.308	.412	0
	ML Totals	.273	508	1621	169	443	93	2	32	183	1	17	9	163	263	17	6	.392	.340	23

CAREER TRANSACTIONS

2005 — Selected by the Minnesota Twins organization in the 16th round of the First-Year Player draft, did not sign.
2008 — Selected by the Cincinnati Reds organization in the 1st round (seventh selection overall) of the First-Year Player draft.
2011 — Traded to the San Diego Padres with pitcher Edinson Volquez and catcher Yasmani Grandal and minor league pitcher Brad Boxberger for pitcher Mat Latos, December 17.
2013 — On the disabled list, June 1 to July 11; included rehabilitation assignment to Tucson, July 8 to 11.
2014 — On the disabled list, June 17 to July 25; included rehabilitation assignment; included rehabilitation assignments to the AZL Padres, July 18 to 20, and El Paso, July 21 to 25. On the disabled list, August 13 to November 2.
2015 — On the disabled list, May 8 to June 1; included rehabilitation assignments to Lake Elsinore, May 27 to 28, and El Paso, May 29 to June 1. On the disabled list, September 14 to November 3. Traded to the Oakland Athletics with pitcher Mark Rzepczynski for pitchers Drew Pomeranz and Jose Torres and a player to be named later (outfielder Jabari Blash on December 10), December 2.

VS. THE AMERICAN LEAGUE

2015					CAREER					
AVG.	AB	H	HR	RBI	vs. TEAM	AVG.	AB	H	HR	RBI
—	0	0	0	0	Baltimore	.313	16	5	0	1
—	0	0	0	0	Boston	—	0	0	0	0
—	0	0	0	0	Chicago (AL)	.300	10	3	1	2
—	0	0	0	0	Cleveland	.167	12	2	0	0
—	0	0	0	0	Detroit	.364	11	4	0	0
.000	8	0	0	0	Houston	.275	40	11	1	9
—	0	0	0	0	Kansas City	.143	7	1	0	0
—	0	0	0	0	Los Angeles (AL)	.364	11	4	0	2
—	0	0	0	0	Minnesota	.467	15	7	1	1
—	0	0	0	0	New York (AL)	.250	12	3	0	1
.267	15	4	0	0	Oakland	.192	26	5	0	0
.125	8	1	0	0	Seattle	.261	46	12	1	1
—	0	0	0	0	Tampa Bay	.273	11	3	0	1
.235	17	4	0	1	Texas	.185	27	5	0	2
—	0	0	0	0	Toronto	.500	2	1	0	0

VS. THE NATIONAL LEAGUE

2015					CAREER					
AVG.	AB	H	HR	RBI	vs. TEAM	AVG.	AB	H	HR	RBI
.313	32	10	1	5	Arizona	.278	158	44	5	29
.280	25	7	1	3	Atlanta	.333	60	20	1	6
.333	9	3	0	0	Chicago (NL)	.293	92	27	3	15
.364	22	8	1	7	Cincinnati	.333	84	28	2	10
.424	33	14	0	5	Colorado	.279	154	43	3	22
.250	32	8	0	1	Los Angeles (NL)	.277	130	36	0	9
.240	25	6	1	3	Miami	.341	91	31	3	17
.091	11	1	0	1	Milwaukee	.222	99	22	1	11
.471	17	8	1	2	New York (NL)	.349	86	30	3	8
.240	25	6	0	1	Philadelphia	.200	65	13	1	5
.200	10	2	0	0	Pittsburgh	.155	58	9	0	6
—	0	0	0	0	San Diego	.000	2	0	0	0
.303	33	10	0	1	San Francisco	.185	135	25	1	12
.208	24	5	0	0	St. Louis	.303	89	27	1	6
.375	8	3	0	1	Washington	.306	72	22	4	7

MONTHLY BREAKDOWN

2015					CAREER					
AVG.	AB	H	HR	RBI	by MONTH	AVG.	AB	H	HR	RBI
—	0	0	0	0	March	.000	4	0	0	0
.315	73	23	1	8	April	.256	336	86	4	33
.429	14	6	0	2	May	.289	298	86	8	37
.290	93	27	1	10	June	.242	227	55	3	19
.225	80	18	2	4	July	.285	249	71	5	33
.269	93	25	1	7	August	.295	325	96	8	37
1.000	1	1	0	0	September	.269	167	45	4	22
—	0	0	0	0	October	.267	15	4	0	2

BATTING BREAKDOWN

2015					CAREER					
AVG.	AB	H	HR	RBI	by CATEGORY	AVG.	AB	H	HR	RBI
.254	173	44	3	13	Home	.268	777	208	15	83
.309	181	56	2	18	Away	.278	844	235	17	100
.275	120	33	1	7	Day	.278	500	139	7	53
.286	234	67	4	24	Night	.271	1121	304	25	130
.286	217	62	2	20	Pre-ASG	.257	938	241	16	94
.277	137	38	3	11	Post-ASG	.296	683	202	16	89
.267	75	20	1	11	vs. LHP	.245	392	96	5	49
.287	279	80	4	20	vs. RHP	.282	1229	347	27	134
.203	74	15	1	25	RISP	.245	392	96	5	139
.200	5	1	1	9	Bases Loaded	.211	38	8	2	34
.667	3	2	0	0	Pinch Hitter	.267	60	16	1	4
—	0	0	0	0	Designated Hitter	—	0	0	0	0

BALLPARK BREAKDOWN

	AVG.	AB	H	HR	RBI
AT&T Park	.150	60	9	1	6
Busch Stadium	.354	48	17	1	4
Camden Yards	.222	9	2	0	0
Chase Field	.333	87	29	3	19
Citi Field	.296	54	16	2	4
Citizens Bank Park	.321	28	9	1	4
Coors Field	.244	82	20	0	7
Dodger Stadium	.333	57	19	0	5
Globe Life Park	.091	11	1	0	0
Great American	.245	106	26	4	13
Marlins Park	.265	34	9	1	8
Miller Park	.203	64	13	0	7
Minute Maid Park	.400	15	6	0	3
Nationals Park	.216	37	8	0	2
O.co Coliseum	.167	18	3	0	0
PETCO Park	.272	723	197	13	78
PNC Park	.207	29	6	0	2
Progressive Field	.167	12	2	0	0
Safeco Field	.261	23	6	1	1
Sun Life Stadium	.750	4	3	1	4
Target Field	.750	8	6	1	1
Tropicana Field	.273	11	3	0	1
Turner Field	.351	37	13	0	3
U.S. Cellular Field	.300	10	3	1	2
Wrigley Field	.315	54	17	2	9

FIELDING STATISTICS

First Base

YEAR	PCT.	G	PO	A	E	TC	DP
2010	.933	6	24	4	2	30	5
2011	1.000	3	8	3	0	11	0
2012	.991	149	1269	96	12	1377	77
2013	.996	92	761	58	3	822	72
2014	.997	77	569	43	2	614	45
2015	.997	102	817	54	3	874	71
Totals	.994	429	3448	258	22	3728	270

Second Base

YEAR	PCT.	G	PO	A	E	TC	DP
2013	—	1	0	0	0	0	0
Totals	—	1	0	0	0	0	0

Third Base

YEAR	PCT.	G	PO	A	E	TC	DP
2011	—	1	0	0	0	0	0
2013	—	1	0	0	0	0	0
2014	1.000	3	0	1	0	1	0
2015	1.000	2	0	2	0	2	0
Totals	1.000	7	0	3	0	3	0

Outfield

YEAR	PCT.	G	PO	A	E	TC	DP
2011	.958	16	22	1	1	24	0
2013	—	1	0	0	0	0	0
Totals	.958	17	22	1	1	24	0

ALONSO'S CAREER BESTS

Hits: 4 (three times), last: September 16, 2012 vs. Colorado

Home Runs: 1 (32 times), last: August 17, 2015 vs. Atlanta

Runs Batted In: 4 (four times), last: June 6, 2015 at Cincinnati

Stolen Bases: 2, July 23, 2013 at Milwaukee

Hitting Streak: 10, May 18 to 27, 2012

Hitless Streak (At Bats): 27, April 22 to May 2, 2014

Game Ending RBI: 2, May 4, 2014 vs. Arizona (fielders choice); September 16, 2012 vs. Colorado (single)

Grand Slams: 2, June 6, 2015 at Cincinnati (Tony Cingrani); September 14, 2012 vs. Colorado (Tyler Chatwood)


Pinch-Hit Home Runs: 1, August 28, 2011 vs. Washington (Drew Storen)

Inside-The-Park Home Runs: None

Lead Off Home Runs: None

OAKLAND ATHLETICS 20 OR MORE HITS IN A GAME

Hits	Opponent	Date	Hits	Opponent	Date
29	at Texas	July 1, 1979	21	at Detroit	August 28, 2013
25	at Boston	June 14, 1969	20	New York	June 12, 1971
24	at Cleveland	August 28, 1998	20	at Cleveland	August 3, 1980
24	Texas	September 30, 2000	20	Cleveland	August 24, 1981
24	San Francisco	June 26, 2005	20	at California	July 30, 1983
23	at Texas	May 10, 1973	20	at Texas	October 2, 1985
22	at Minnesota	April 27, 1980	20	at Minnesota	April 10, 1994
22	Cincinnati	June 9, 2004	20	at Kansas City	May 3, 2000
22	Minnesota	July 20, 2009	20	at Tampa Bay	September 15, 2000
22	at Minnesota	September 11, 2013	20	at Cleveland	August 2, 2001
21	at Baltimore	April 26, 1974	20	at Los Angeles	May 1, 2008
21	at Seattle	April 13, 1990	20	at Chicago (AL)	September 8, 2009
21	at Detroit	August 15, 1998	20	at Kansas City	August 12, 2014
21	at Kansas City	June 18, 2000	20	San Diego	June 17, 2015
21	at Boston	July 28, 2009			



RIGHT-HANDED PITCHER

Height/Weight: 6-0 / 203 **Bats/Throws:** Right / Right
Birthdate: April 18, 1990 **Opening Day Age:** 25
Birthplace/Resides: Valencia, Venezuela / Miami, Florida
Major League Service: 4 years, 51 days
Obtained: Signed as a free agent, December 28, 2015
Contract Status: First year of a one-year contract through 2016

CAREER HIGHLIGHTS

Has a 27-34 record and a 3.80 ERA in 92 career starts over five seasons with the Blue Jays (2011-12) and Marlins (2013-15)...was named to the National League All-Star team in 2014...tossed a no-hitter on the final day of the 2013 season against Detroit and was the starting pitcher in the final game of 2014 when the Marlins were no-hit by the Nationals Jordan Zimmerman...pitched for Venezuela in the 2013 World Baseball Classic...was a member of the World Team in the 2010 and 2011 All-Star Futures Game...originally signed with Toronto as a non-drafted free agent Oct. 17, 2006 out of Venezuela and was dealt to Miami as part of a 12-player trade on Nov. 19, 2012.

2015 HIGHLIGHTS

Made four starts with Miami and three on a rehab assignment with Single-A Jupiter before undergoing season-ending surgery on his right shoulder July 28...went 0-4 with a 6.45 ERA and .311 opponents batting average in his four starts with the Marlins...yielded one home run in 22.1 innings and has surrendered just 17 home runs in 312.0 innings over the last three years...his average of 0.49 home runs per nine innings over that stretch is fourth lowest in the majors among pitchers with at least 300 innings pitched...his opponents batting average included a mark of .250 (10-for-40) against right-handed hitters compared to .360 (18-for-50) with six of his seven walks against left-handed hitters...made all four of his starts at home...went 2-for-6 (.333) with a double and RBI as a hitter...made his first career Opening Day start on April 6 against Atlanta and was the losing pitcher in a 2-1 decision, despite allowing just two runs in 7.0 innings...also took the loss in his next start April 12 against Tampa Bay and was 0-2 with a 4.50 ERA in two starts when he was placed on the 15-day disabled list April 13 with an inflamed right shoulder...was assigned to Jupiter on a rehab assignment and tossed six scoreless innings in a start against Lakeland May 12 (4 h, 5 so)...was reinstated from the DL May 17 and allowed six runs in 5.1 innings that day against Atlanta and six runs in five innings May 22 against Baltimore...took the loss in both outings and combined for an 8.71 ERA before returning to the DL May 23 with the shoulder injury...was sent to Jupiter for another rehab assignment July 15 and went 0-1 with a 3.38 ERA in two starts before his rehab assignment was halted July 22...had surgery July 28 and was transferred to the 60-day DL Sept. 8...was not tendered a contract by the Marlins and became a free agent Dec. 2.

CAREER

2014—Earned first career All-Star nod after completing first half with 6-4 record and 2.63 ERA...finished the season with 12-7 mark and 2.65 ERA in 30 starts...his ERA ranked sixth in the National League and was fifth lowest in Marlins history...established career bests in wins, ERA, complete games (3), shutouts (3) and strikeouts (11)...tied Adam Wainwright and Rick Porcello for MLB lead with three shutouts...also tied for seventh in complete games...had a 1.60 ERA at home, which led the Majors and was third lowest in Club history, trailing Jose Fernandez (1.19 in 2013) and Josh Johnson (1.57 in 2010)...went 7-3 with 2.20 ERA in 18 starts against NL East competitions...the ERA was the third lowest single-season mark against the NL East since 1994, behind Roy Halladay (1.61 in 2010) and Jair Jurrjens (1.69 in 2009)...became one of six players over last 20 years with at least five shutouts before age-25 season, joining Dontrelle Willis (eight) and Clayton Kershaw, Derek Holland, Mark Mulder and Javier Vazquez, who had five each...did not issue a walk over a span of 23.1 innings from May 22-June 15...ranked fifth among NL starters with a walk per nine inning rate of 1.59...tied Wily Peralta and Adam Wainwright (min. 162.0 IP) for most GDPs induced by a NL starter, with 24...trailed only Dallas Keuchel (36) and Rick Porcello (30) in MLB...had a 2.53 ground ball/fly ball ratio, ranking fifth among all MLB starters...shut out the Mariners on April 19, the Mets on May 6 and the Rays on June

3...with the Tampa Bay shutout, became first pitcher in MLB history to toss three consecutive shutouts in Interleague play (first IL shutout was no-hitter vs. Detroit on Sept. 29, 2013)...according to the Elias Sports Bureau, the Marlins set Club record by winning 10 straight games started by Alvarez from May 16-July 6, surpassing a stretch of nine consecutive wins in starts by Chris Hammond from May 19-July 2, 1993...had a career-long 26.0 inning scoreless streak from May 22 to June 8, surpassing his previous high of 18.0 (July 21-31, 2014)...went 3-0 with 1.05 ERA in five June starts...the ERA ranked third in the NL...had a streak of 68.1 innings without allowing a home run snapped in his final inning of his July 6 start at St. Louis (Kolten Wong)...prior to that, had not allowed a home run since Will Venable homered to lead off the game May 11 at San Diego...it was the longest single-season homerless streak of career...missed one turn in rotation after suffering left oblique strain Sept. 1 against New York (NL)...went 2-1 with a 1.30 EA in four starts after return...in the season finale, opposed Jordan Zimmermann and the Washington Nationals on Closing Day at Nationals Park, Sept. 28...suffered a 1-0 loss as Marlins were no-hit...Zimmermann's no-hitter came nearly one year after Alvarez's Closing Day no-hitter against Detroit on Sept. 29, 2013 at Marlins Park.

2013—Made 17 starts for the Marlins, going 5-6 with 3.59 ERA in 102.2 innings pitched...began the season on 60-day disabled list with an inflammation in right shoulder...came off the DL and made his first start July 4 at Atlanta...allowed just two home runs in 17 starts, after allowing 17 home runs over his first 17 games started for Toronto in 2012...that marked the sixth-largest decrease in home runs over the first 17 starts of consecutive seasons since 1921, according to Stats, Inc...tossed his first career no-hitter and second career complete game on the season's final day against Detroit to earn National League Player of the Week honors...it marked the fifth no-hitter in Marlins' history and the first since Anibal Sanchez on Sept. 6, 2006 against Arizona...it was the 282nd in Major League history and he became one of six Venezuelan pitchers to have no-hitters, joining Wilson Alvarez, Sanchez, Carlos Zambrano, Johan Santana and Felix Hernandez...according to Stats, Inc., the closing day no-hitter marked the first time in Major League history a no-hitter was secured on a walk-off wild pitch and just fourth no-hitter (including combined) to occur on final day of season...in addition, according to the Elias Sports Bureau, it was just the fourth time in the Modern Era a no-hitter (combined no-hitters not included) ended on a walk-off...prior to the feat, the last time a pitcher won a complete-game no-hitter in walk-off fashion was May 15, 1952, when Detroit's Virgil Trucks defeated Washington, 1-0...it was also the first no-hitter on Closing Day since 1984, when Mike Witt tossed a perfect game for California against Texas...posted a .300 batting average with a .500 slugging percentage...the average and slugging percentage were the highest marks by a pitcher in Club history (min. 35 pa)...made one appearance for Team Venezuela during the World Baseball Classic, tossing 3.0 innings in relief March 9 vs. Puerto Rico in San Juan...allowed three runs on five hits, a walk and a hit batter (9.00 ERA).

2012—Led the Blue Jays in innings pitched (187.1 ip), while his 4.85 ERA was the lowest among qualifying Toronto pitchers...also, led the Jays with 16 quality starts...led the American League by inducing 30 grounded into double plays and ranked second with a 2.29 ground ball to fly ball ratio...recorded his first career shutout May 4 at Los Angeles (AL), allowing six hits and a walk with three strikeouts...the shutout came one day after Brandon Morrow, marking first time in Toronto history the club recorded back-to-back shutouts on road...set a career high for strikeouts with seven on Sept. 19 at New York (AL)...issued a career-high five walks Aug. 2 at Oakland.

2011—Made his Major League debut Aug. 10 against Oakland, receiving a no-decision and coming within one out of a quality start...held the Athletics to three runs in 5.2 innings...became the third-youngest pitcher to start a game for Blue Jays at 21 years and 114 days old...Jeff Byrd made 17 starts in 1977 at the age of 20 and Phil Huffman made 31 starts in 1978 at age 20...earned his first win in his fifth start, Aug. 31 at Baltimore, tossing 8.0 innings while allowing no runs and just three hits...at 21 years and 135 days, he became youngest Blue Jay to earn a victory since Kelvim Escobar in 1997, and youngest Blue Jays starter since Phil Huffman in 1979...earned Eastern League Pitcher of the Week honors for June 20-26 after allowing just two hits and no runs over 7.0 innings against Altoona on June 21...was also honored as EL Midseason All-Star...represented the World Team in the 2011 All-Star Futures Game...tossed 1.0 inning and allowed one hit.

2010—Spent the entire season at Single-A Dunedin and went 8-7 with a 4.33 ERA in 23 games, including 21 starts...named to the Florida State League Midseason All-Star Team and was a member of the World Team in the All-Star Futures Game...led FSL pitchers in putouts (13)...went 3-0 with a 0.37 ERA

in four starts in April and was 5-1 with a 1.40 ERA over his first eight starts...his two relief appearances came in his final two outings of the season...made one postseason appearance and it came in relief (1.1 ip, 2 h, 1 r, 1 er, 1 bb)...pitched for La Guaria in the Venezuelan Winter League following the season and went 0-1 with a 2.13 ERA in 10 starts.

2009—Went 9-6 with a 3.47 ERA in 23 starts with Single-A Lansing...led the club wins...ranked seventh in the Midwest League in ERA...allowed just one home run in 124.1 innings...issued 19 walks, an average of 1.38 per nine innings, which was the best mark among MWL starters...struck out 92 for a strikeout-to-walk ratio of 4.84...earned MWL Midseason All-Star honors...was named Lansing Star of the Month for May after going 1-3 with a 1.89 ERA in six starts.

2008—Pitched for the Blue Jays affiliate in the Gulf Coast Rookie League in his first season in the United States...went 1-4 with a 5.63 ERA in 12 games, including 11 starts...averaged 1.17 walks per nine innings and had a strikeout-to-walk ratio of 5.67.

2007—Made his professional debut with Toronto's affiliate in the Dominican Summer League and went 1-2 with a 5.61 ERA in eight games, including seven starts...recorded his first professional win July 13 against the Diamondbacks (5.0 ip, 2 h, 2 r, 1 er, 1 bb, 5 so).

PERSONAL/MISCELLANEOUS

Henderson Javier Alvarez was originally signed by Blue Jays scout Rafael Mancada...wife is Merliy, and the couple has two daughters, Brianna and Kianna...brother, Anderson, runs the Henderson Alvarez Academy...started in 2011, the academy is for Venezuelan players, ages 16-18, and provides a structured environment for young ballplayers.

LIFETIME PITCHING RECORD

Year	Club	W	L	ERA	G	GS	CG	SHO	SV	IP	H	R	ER	HR	HB	BB	IBB	SO	WP	BK
2007	DSL Blue Jays1	1	2	5.61	8	7	0	0	0	25.2	36	18	16	0	3	8	0	20	6	1
2008	GCL Blue Jays	1	4	5.63	12	11	0	0	0	46.1	63	41	29	3	6	6	0	34	3	1
2009	Lansing	9	6	3.47	23	23	1	0	0	124.1	121	54	48	1	6	19	0	92	4	3
2010	Dunedin	8	7	4.33	23	21	0	0	0	112.1	137	65	54	10	7	27	0	78	5	0
2011	Dunedin	0	1	6.48	2	2	0	0	0	8.1	11	9	6	0	2	1	0	4	0	1
	New Hampshire	8	4	2.86	15	14	1	0	0	88.0	81	31	28	7	4	17	0	66	1	0
	TORONTO	1	3	3.53	10	10	0	0	0	63.2	64	26	25	8	4	8	0	40	2	0
2012	TORONTO	9	14	4.85	31	31	1	1	0	187.1	216	110	101	29	3	54	2	79	3	1
2013	Jupiter	1	0	2.70	2	2	0	0	0	10.0	9	3	3	1	0	1	0	2	0	0
	Jacksonville	1	0	0.00	2	2	0	0	0	14.1	5	0	0	0	0	0	0	13	0	0
	MIAMI	5	6	3.59	17	17	1	1	0	102.2	90	42	41	2	7	27	1	57	4	1
2014	MIAMI	12	7	2.65	30	30	3	3	0	187.0	198	65	55	14	8	33	3	111	4	0
2015	MIAMI	0	4	6.45	4	4	0	0	0	22.1	28	18	16	1	0	7	1	9	3	1
	Jupiter	0	1	1.59	3	3	0	0	0	11.1	11	4	2	0	0	2	0	8	0	0
AL Totals		10	17	4.52	41	41	1	1	0	251.0	280	136	126	37	7	62	2	119	5	1
NL Totals		17	17	3.23	51	51	4	4	0	312.0	316	125	112	17	15	67	5	177	11	2
ML Totals		27	34	3.80	92	92	5	5	0	563.0	596	261	238	54	22	129	7	296	16	3

CAREER TRANSACTIONS

2006 — Signed by the Toronto Blue Jays as a non-drafted free agent, October 17. **2012** — Traded to the Miami Marlins with catcher Jeff Mathis, infielders Yunel Escobar and Adeiny Hechavarria, minor league pitchers Anthony DeSclafani and Justin Nicolino and minor league outfielder Jake Marisnick for pitchers Mark Buehrle and Josh Johnson, catcher John Buck, infielder Jose Reyes, outfielder Emilio Bonifacio and cash, November 19. **2013** — On the disabled list, March 27 to July 3; included rehabilitation assignments to Jupiter, June 13 to 22, and Jacksonville, June 23 to July 3. **2014** — On the disabled list, August 1 to 15. **2015** — On the disabled list, April 13 to May 16; included rehabilitation assignment to Jupiter, May 12 to 16. On the disabled list, May 23 to November 3; included rehabilitation assignment to Jupiter, July 15 to 21. Granted free agency (contract non-tender), December 2; signed by the Oakland Athletics, December 28.

ALL-STAR GAME RECORD

Year	Club/Site	W	L	ERA	G	GS	CG	SHO	SV	IP	H	R	ER	HR	HB	BB	IBB	SO	WP	BK
2014	NL/K.C.																			

(Did not pitch)

WORLD BASEBALL CLASSIC RECORD

Year	Club/Site	W	L	ERA	G	GS	CG	SHO	SV	IP	H	R	ER	HR	HB	BB	IBB	SO	WP	BK
2013	Venezuela	0	0	9.00	1	0	0	0	0	3.0	5	3	3	0	1	1	0	0	0	0

VS. THE AMERICAN LEAGUE

2015		CAREER												
ERA	W	L	S	G	IP	ER	vs. TEAM	ERA	W	L	S	G	IP	ER
7.20	0	1	0	1	5.0	4	Baltimore	3.63	1	3	0	6	39.2	16
—	0	0	0	0	0.0	0	Boston	4.33	3	1	0	6	35.1	17
—	0	0	0	0	0.0	0	Chicago	3.00	0	2	0	3	21.0	7
—	0	0	0	0	0.0	0	Cleveland	—	0	0	0	0	0.0	0
—	0	0	0	0	0.0	0	Detroit	0.56	2	0	0	2	16.0	1
—	0	0	0	0	0.0	0	Houston	—	0	0	0	0	0.0	0
—	0	0	0	0	0.0	0	Kansas City	8.44	0	1	0	1	5.1	5
—	0	0	0	0	0.0	0	Los Angeles	2.76	2	1	0	4	29.1	9
—	0	0	0	0	0.0	0	Minnesota	1.29	1	0	0	1	7.0	1
—	0	0	0	0	0.0	0	New York	5.08	0	1	0	5	28.1	16
—	0	0	0	0	0.0	0	Oakland	3.78	0	2	0	3	16.2	7
—	0	0	0	0	0.0	0	Seattle	2.67	3	0	0	4	27.0	8
7.20	0	1	0	1	5.0	4	Tampa Bay	5.06	1	6	0	7	42.2	24
—	0	0	0	0	0.0	0	Texas	10.80	0	1	0	2	10.0	12
—	0	0	0	0	0.0	0	Toronto	—	0	0	0	0	0.0	0

VS. THE NATIONAL LEAGUE

2015		CAREER												
ERA	W	L	S	G	IP	ER	vs. TEAM	ERA	W	L	S	G	IP	ER
—	0	0	0	0	0.0	0	Arizona	1.29	1	0	0	1	7.0	1
5.84	0	2	0	2	12.1	8	Atlanta	5.70	1	4	0	8	47.1	30
—	0	0	0	0	0.0	0	Chicago (NL)	3.18	1	0	0	2	11.1	4
—	0	0	0	0	0.0	0	Cincinnati	—	0	0	0	0	0.0	0
—	0	0	0	0	0.0	0	Colorado	7.00	1	1	0	2	9.0	7
—	0	0	0	0	0.0	0	Los Angeles (NL)	9.00	0	1	0	1	5.0	5
—	0	0	0	0	0.0	0	Miami	—	0	0	0	0	0.0	0
—	0	0	0	0	0.0	0	Milwaukee	4.91	0	0	0	2	11.0	6
—	0	0	0	0	0.0	0	New York (NL)	3.50	5	2	0	9	54.0	21
—	0	0	0	0	0.0	0	Philadelphia	1.68	2	1	0	7	48.1	9
—	0	0	0	0	0.0	0	Pittsburgh	2.25	1	0	0	3	20.0	5
—	0	0	0	0	0.0	0	San Diego	11.25	0	1	0	1	4.0	5
—	0	0	0	0	0.0	0	San Francisco	5.17	0	2	0	3	15.2	9
—	0	0	0	0	0.0	0	St. Louis	1.29	1	0	0	1	7.0	1
—	0	0	0	0	0.0	0	Washington	2.40	1	4	0	8	45.0	12

MONTHLY BREAKDOWN

2015		CAREER												
ERA	W	L	S	G	IP	ER	by MONTH	ERA	W	L	S	G	IP	ER
4.50	0	2	0	2	12.0	6	April	3.41	2	6	0	12	74.0	28
8.71	0	2	0	2	10.1	10	May	4.02	3	5	0	13	80.2	36
—	0	0	0	0	0.0	0	June	3.18	5	2	0	11	70.2	25
—	0	0	0	0	0.0	0	July	3.47	7	4	0	16	98.2	38
—	0	0	0	0	0.0	0	August	5.35	3	9	0	18	101.0	60
—	0	0	0	0	0.0	0	September	3.33	7	8	0	22	138.0	51

PITCHING BREAKDOWN

2015		CAREER												
ERA	W	L	S	G	IP	ER	by CATEGORY	ERA	W	L	S	G	IP	ER
6.45	0	4	0	4	22.1	16	Home	3.72	14	21	0	49	307.0	127
—	0	0	0	0	0.0	0	Away	3.90	13	13	0	43	256.0	111
6.23	0	3	0	3	17.1	12	Day	4.41	7	11	0	32	192.0	94
7.20	0	1	0	1	5.0	4	Night	3.49	20	23	0	60	371.0	144
6.45	0	4	0	4	22.1	16	Pre-ASG	3.77	11	16	0	43	267.1	112
—	0	0	0	0	0.0	0	Post-ASG	3.84	16	18	0	49	295.2	126
6.45	0	4	0	4	22.1	16	Starter	3.80	27	34	0	92	563.0	238
—	0	0	0	0	0.0	0	Reliever	—	0	0	0	0	0.0	0

BALLPARK BREAKDOWN

	ERA	W	L	S	G	IP	ER
Angel Stadium	2.93	1	1	0	2	15.1	5
AT&T Park	6.00	0	0	0	1	6.0	4
Busch Stadium	1.29	1	0	0	1	7.0	1
Camden Yards	2.61	1	2	0	3	20.2	6
Citi Field	3.75	2	1	0	4	24.0	10
Citizens Bank Park	2.29	1	0	0	3	19.2	5
Coors Field	6.00	1	0	0	1	6.0	4
Fenway Park	6.35	3	0	0	3	17.0	12
Globe Life Park	6.35	0	0	0	1	5.2	4
Marlins Park	2.96	10	11	0	27	170.1	56
Miller Park	4.91	0	0	0	2	11.0	6
Nationals Park	2.22	0	3	0	5	24.1	6
O.co Coliseum	3.27	0	2	0	2	11.0	4
PETCO Park	11.25	0	1	0	1	4.0	5
PNC Park	3.86	0	0	0	1	7.0	3
Rogers Centre	4.68	4	10	0	22	136.2	71
Safeco Field	7.20	0	0	0	1	5.0	4
Target Field	1.29	1	0	0	1	7.0	1
Tropicana Field	7.71	0	1	0	1	4.2	4
Turner Field	4.26	1	0	0	3	19.0	9
U.S. Cellular Field	3.21	0	1	0	2	14.0	5
Wrigley Field	3.18	1	0	0	2	11.1	4
Yankee Stadium	4.96	0	1	0	3	16.1	9

FIELDING STATISTICS

Pitcher		Pct.	G	PO	A	E	TC	DP
2011	.947	10	5	13	1	19	1	
2012	.926	31	15	35	4	54	2	
2013	.971	17	14	19	1	34	1	
2014	.964	30	18	36	2	56	5	
2015	.875	4	3	4	1	8	0	
Totals	.947	92	55	107	9	171	9	

ALVAREZ' CAREER BESTS

Low Hit Complete Game: 0, September 29, 2013 vs. Detroit
Innings Pitched: 9.0 (five times), last: June 3, 2014 vs. Tampa Bay
Strikeouts: 7 (twice), last: May 6, 2014 vs. New York (NL)
Pitches: 112, June 15, 2014 vs. Pittsburgh
Longest Winning Streak: 4 (twice), last: July 24 to August 22, 2014
Longest Losing Streak: 5 (twice), last: September 28, 2014 to May 22, 2015
Longest Scoreless Streak: 26.0, May 22 to June 8, 2014

ALVAREZ' 2015 STARTS

Date	Opponent	Score	Dec	ERA	IP	H	R	ER	BB	SO	HR	#PIT
April 6	Atlanta	1-2	L	2.57	7.0	6	2	2	0	2	0	81
April 12	Tampa Bay	5-8	L	4.50	5.0	7	4	4	1	3	1	83
May 17	Atlanta	0-6	L	6.23	5.1	9	6	6	2	2	0	85
May 22	Baltimore	5-8	L	6.45	5.0	6	6	4	4	2	0	85

**RIGHT-HANDED PITCHER****Height/Weight:** 6-2 / 225**Bats/Throws:** Right / Right**Birthdate:** June 8, 1991**Opening Day Age:** 24**Birthplace/Resides:** West Palm Beach, Florida / Royal Palm Beach, Florida**Major League Service:** 91 days**Obtained:** Acquired from San Diego with Jesse Hahn for Derek Norris, Seth Streich and international bonus slot 117, December 18, 2014**Contract Status:** First year of a one-year contract through 2016**CAREER HIGHLIGHTS**

Was originally drafted by the Los Angeles Angels in the third round of the 2012 First-Year Player Draft but was traded twice in 2014...was dealt to San Diego as part of the Huston Street trade July 18 and came to Oakland as part of the Derek Norris trade December 18...posted a 9.90 ERA in 21 games with the A's in 2015 after compiling a 1.13 ERA in 10 games in his Major League debut with San Diego in 2014...has a 7.39 ERA in 31 games overall...is also 10-8 with a 2.80 ERA in 129 career appearances, including two starts, in four seasons in the minors...has 219 strikeouts in 154.1 innings (12.77 per nine innings) and has surrendered just six home runs...was rated as the Angels eighth best prospect by *Baseball America* following the 2012 season and improved to fourth best following 2013...pitched for Mesa in the Arizona Fall League in 2013.

2015 HIGHLIGHTS

Had four stints with the A's and posted a 9.90 ERA in 21 relief appearances...the ERA was the highest in the majors among pitchers with 20 or more innings pitched...using the same minimum, it was third highest in Oakland history and was the highest since Rick Langford had a 12.15 ERA in 20.0 innings in 1983...struck out 23 batters in 20.0 innings (10.35 per nine innings) but also issued 13 walks (5.85 per nine innings) and surrendered seven home runs (3.15 per nine innings)...had five wild pitches...allowed a .318 opponents batting average, including .200 (9-for-45) by right-handed hitters compared to .450 (18-for-40) against left-handers...issued 11 of his 13 walks to righties...yielded 27 hits, 13 of which were for extra bases for a .635 slugging percentage...righties slugged .444, lefties .850...opponents had a .263 batting average with the bases empty compared to .362 with runners on base...yielded a .375 average with runners in scoring position...allowed 7-of-12 (58.3%) inherited runners to score...first batters faced were 8-for-21 (.381) with two doubles and two home runs (.762 slugging percentage)...five of the seven home runs he allowed came with two outs...had a 6.30 ERA in 11 appearances in Oakland, 13.50 in 10 games on the road...tossed at least one inning in 17 of his 21 outings and allowed at least one run 10 times.

OAKLAND: Was on the A's Opening Day roster and tossed a scoreless ninth inning in his Oakland debut April 8 against Texas...matched his career-high with three strikeouts April 15 at Houston and April 21 at Los Angeles (AL)...had a 3.60 ERA over his first five games...then allowed a career-high seven runs on a career-high five hits and a career-high three walks in one inning of work at Los Angeles (AL) April 21...that upped his ERA to 12.00 and he was optioned to Triple-A Nashville the next day...returned to Oakland May 2 and allowed five runs in four games and 3.0 innings (15.00 ERA) before he was optioned a second time May 8...was charged with his lone blown save May 4 at Minnesota...joined Oakland for his third stint July 28, faced Cleveland July 30 (0.1 ip, 1 h) and was sent back to Nashville Aug. 1...was recalled for the final time Sept. 1 when rosters expanded and compiled a 7.59 ERA over his final 10 appearances...tossed a career-high 2.0 scoreless innings in his final outing of the season Sept. 29 at Los Angeles (AL).

NASHVILLE: Spent the balance of the season at Triple-A Nashville where he was 3-3 with five saves and a 4.11 ERA in 31 relief appearances...surrendered two home runs in 35.0 innings...struck out 41, an average of 10.54 per nine innings...allowed a .267 opponents batting average, including .235 (19-for-81) against right-handed hitters compared to .315 (17-for-54) against left-handers...yielded a .372 batting average with runners in scoring position...opponents hit .179 with a .281 on-base percentage when leading off an inning...converted 5-of-6 (83.3%) save opportunities...allowed 6-of-13 (46.2%)

inherited runners to score...had a 0.74 ERA in the eighth and ninth innings, an 11.81 ERA in all other innings...tossed a season-high 2.0 scoreless innings for the win in his Nashville debut April 28 at New Orleans, his first of four outings of 2.0 innings...that was his only outing before returning to Oakland May 2...was optioned back to the Sounds May 8 and surrendered a season-high six runs on a season-high five hits in 1.2 innings May 11 against Round Rock for the loss...struck out a season-high three batters in 2.0 scoreless innings for the win May 19 against New Orleans...it was his first of seven three-strikeout games at Triple-A...had an eight-game, 8.1-inning scoreless streak from May 26 to June 15 and converted all five of his save opportunities over that span...did not allow a hit over the final seven games (7.0 innings) of that streak...his ERA stood at 4.13 when he was promoted to Oakland July 28...then compiled 4.09 ERA over his final 10 games following his Aug. 1 option from Oakland...had not allowed a home run with Nashville before allowing back-to-back round-trippers Aug. 30 in the sixth inning of the second game of a doubleheader at Tacoma...it snapped a season-opening 30-game, 34.0-inning, 150-batter faced homerless streak at Triple-A and it marked the first time he allowed a home run in a minor league game since June 28, 2013.

CAREER

2014—Began the season at Double-A Arkansas in the Los Angeles (AL) organization but was traded to the San Diego organization July 18 as part of the Huston Street trade...was assigned to Double-A San Antonio and combined for an 0-1 record, seven saves and a 1.25 ERA in 38 relief appearances before he was selected by the Padres Sept. 2...had no decisions, a 1.13 ERA and .115 opponents batting average in 10 relief appearances in his Major League debut...did not allow an extra base hit but issued five walks in 8.0 innings for a .273 on-base percentage...struck out nine...allowed a .111 batting average against right-handed hitters compared to .125 against left-handers...opponents hit .154 with runners in scoring position and were 0-for-6 with RISP and two outs...first batters faced were 1-for-8 (.125) with two walks...allowed 2-of-7 (28.6%) inherited runners to score...made his debut Sept. 3 against Arizona, allowing one run on one hit and two walks in 0.2 innings...did not allow a run over his final nine appearances (7.1 ip)...opponents went 2-for-24 (.083) over that season-ending stretch...recorded his first strikeout in his fourth outing Sept. 13 at Arizona when he fanned Alfredo Marte to lead off the bottom of the sixth...struck out a career-high three batters Sept. 23 against Colorado...had a save and a 0.33 ERA in 21 relief appearances with Arkansas and was 0-1 with six saves and a 2.76 ERA in 17 outings for San Antonio...did not surrender a home run in 43.1 minor league innings...struck out 61 (12.67 per nine innings) and walked just 13 for a strikeout-to-walk ratio of 4.69...allowed a .192 opponents batting average, which included a .118 mark against right-handed hitters compared to .288 against left-handers...yielded a .189 average with runners in scoring position...converted 7-of-8 (87.5%) save opportunities...allowed 1-of-8 (12.5%) inherited runners to score...tossed a season-high 2.2 scoreless innings May 3 at Northwest Arkansas...it was one of six outings of two or more innings, all of which came over his first 12 games...pitched one inning or fewer in 25 of his final 26 appearances...struck out a season-high five batters in 2.0 perfect innings May 12 against Northwest Arkansas...did not allow a run in 12 games (19.0 ip, 8 h, 5 bb, 28 so) before going on the disabled list May 18 with a strained right forearm...was reinstated June 25 and allowed an unearned run in 1.0 inning that day at Frisco...did not allow an earned run until July 4 against Frisco...recorded his only save with Arkansas July 13 against Springfield...did not allow a run over his final five outings with the Travelers (5.0 ip)...was traded to San Diego July 18 with three other minor leaguers (pitcher Elliot Morris and infielders Taylor Lindsey and Jose Rondon) for Huston Street and minor league pitcher Trevor Gott...was assigned to Double-A San Antonio and did not yield a run in his first seven games with the Missions (7.1 ip) for a 12.1-inning scoreless streak overall...the scoreless streak ended Aug. 8 at Northwest Arkansas when he was charged with his lone blown save of the season (1.0 ip, 2 h, 1 r, 1 er, 1 so).

2013—Went 4-2 with four saves, a 2.96 ERA and .191 opponents batting average in 37 games, including two starts, in his first full professional season with Single-A Inland Empire...struck out 79 batters in 48.2 innings, an average of 14.61 strikeouts per nine innings...yielded just two home runs for a ratio of 0.37 per nine innings...allowed a .140 average against right-handed hitters compared to .268 against left-handers...surrendered both of his home runs to lefties...righties slugged just .178 and had a .439 OPS...opponents hit .159 when leading of an inning...compiled a 0.67 ERA in 19 appearances at home...allowed 2-of-5 (40.0%) inherited runners to score...converted 4-of-6 (66.7%) save opportunities...had a 10.0-inning scoreless streak from April 26 to May 27...went 3-0 with a 0.90 ERA in eight relief appearances in May...struck out 20 batters in 10.0 innings...then went 0-1 with a save and a 1.93 ERA in seven games, including two starts, in June to earn Angels organizational Pitcher of the Month

honors...made his only starts in consecutive outings on June 13 at High Desert and June 22 at Lake Elsinore...was credited with his first professional save June 28 at Lake Elsinore (1.0 ip, 1 h, 1 r, 1 er, 1 so)...appeared in just one game from July 2 to 27 and it came on July 15 at Visalia (0.2 ip, 2 h, 3 r, 3 er, 1 bb, 1 so)...compiled a 1.69 ERA in 10 games in August...had two saves and a 4.50 ERA in six postseason appearances to help Inland Empire to the California League Championship (6.0 ip, 7 h, 3 r, 3 er, 2 bb, 7 so)...pitched for Mesa in the Arizona Fall League and had a loss and a 5.40 ERA in 10 relief appearances...was rated as the Angels fourth best prospect by *Baseball America* following the season.

2012—Made his professional debut with Single-A Cedar Rapids of the Midwest League, logging a 3-2 record and a 3.29 ERA in 23 relief appearances...struck out 38 in 27.1 innings, an average of 12.51 per nine innings...held the opposition to a .216 batting average, including .185 against right-handed hitters...allowed all 16 of his runs in the eighth inning for an 8.71 ERA...logged a 1.93 ERA on the road...struck out the side in his professional debut June 13 against Burlington (1.0 ip, 3 so)...began his career with a six-game, 7.0-inning scoreless streak...was credited with his first professional win Aug. 17 against Quad Cities (2.0 ip, 2 h, 4 so)...was rated as the Angels eighth best prospect by *Baseball America* following the season.

PERSONAL/MISCELLANEOUS

Roy Emilio Alvarez was originally signed by Angels scout Ralph Reyes...attended Florida Atlantic University...was a first-team All-Sun Belt Conference selection as a junior in 2012 after going 5-0 with eight saves and a 0.76 ERA in 22 appearances...pitched for the Bourne Braves of the Cape Cod League in 2010 and 2011...graduated from Cardinal Newman HS.

LIFETIME PITCHING RECORD

Year	Club	W	L	ERA	G	GS	CG	SHO	SV	IP	H	R	ER	HR	HB	BB	IBB	SO	WP	BK
2012	Cedar Rapids	3	2	3.29	23	0	0	0	0	27.1	22	16	10	2	5	11	0	38	3	0
2013	Inland Empire	4	2	2.96	37	2	0	0	4	48.2	34	16	16	2	2	27	0	79	5	1
2014	Arkansas	0	0	0.33	21	0	0	0	1	27.0	13	2	1	0	3	10	2	38	0	0
	San Antonio	0	1	2.76	17	0	0	0	6	16.1	16	5	5	0	1	3	0	23	2	0
	SAN DIEGO	0	0	1.13	10	0	0	0	0	8.0	3	1	1	0	1	5	1	9	1	0
2015	OAKLAND	0	0	9.90	21	0	0	0	0	20.0	27	23	22	7	0	13	1	23	5	0
	Nashville	3	3	4.11	31	0	0	0	5	35.0	36	19	16	2	1	17	1	41	3	0
AL Totals		0	0	9.90	21	0	0	0	0	20.0	27	23	22	7	0	13	1	23	5	0
NL Totals		0	0	1.13	10	0	0	0	0	8.0	3	1	1	0	1	5	1	9	1	0
ML Totals		0	0	7.39	31	0	0	0	0	28.0	30	24	23	7	1	18	2	32	6	0
Minor League Totals		10	8	2.80	129	2	0	0	16	154.1	121	58	48	6	12	68	3	219	13	1

CAREER TRANSACTIONS

2012 — Selected by the Los Angeles Angels organization in the 3rd round of the First-Year Player Draft. **2014** — Traded to the San Diego Padres with minor league pitcher Elliot Morris and minor league infielders Taylor Lindsey and Jose Rondon for pitcher Huston Street and minor league pitcher Trevor Gott, July 18. Traded to the Oakland Athletics with pitcher Jesse Hahn for catcher Derek Norris, minor league pitcher Seth Streich and international bonus slot 117, December 18.

VS. THE AMERICAN LEAGUE

2015		CAREER												
ERA	W	L	S	G	IP	ER	vs. TEAM	ERA	W	L	S	G	IP	ER
0.00	0	0	0	2	2.0	0	Chicago	0.00	0	0	0	2	2.0	0
0.00	0	0	0	1	0.1	0	Cleveland	0.00	0	0	0	1	0.1	0
7.71	0	0	0	2	2.1	2	Houston	7.71	0	0	0	2	2.1	2
13.50	0	0	0	4	4.2	7	Los Angeles	13.50	0	0	0	4	4.2	7
22.50	0	0	0	2	2.0	5	Minnesota	22.50	0	0	0	2	2.0	5
3.00	0	0	0	3	3.0	1	Seattle	3.00	0	0	0	3	3.0	1
11.12	0	0	0	7	5.2	7	Texas	11.12	0	0	0	7	5.2	7

VS. THE NATIONAL LEAGUE

2015		CAREER												
ERA	W	L	S	G	IP	ER	vs. TEAM	ERA	W	L	S	G	IP	ER
—	0	0	0	0	0.0	0	Arizona	3.86	0	0	0	3	2.1	1
—	0	0	0	0	0.0	0	Colorado	0.00	0	0	0	3	2.2	0
—	0	0	0	0	0.0	0	Los Angeles	0.00	0	0	0	1	1.0	0
—	0	0	0	0	0.0	0	Philadelphia	0.00	0	0	0	1	0.2	0
—	0	0	0	0	0.0	0	San Francisco	0.00	0	0	0	2	1.1	0

MONTHLY BREAKDOWN

2015		CAREER												
ERA	W	L	S	G	IP	ER	by MONTH	ERA	W	L	S	G	IP	ER
12.00	0	0	0	6	6.0	8	April	12.00	0	0	0	6	6.0	8
15.00	0	0	0	4	3.0	5	May	15.00	0	0	0	4	3.0	5
—	0	0	0	0	0.0	0	June	—	0	0	0	0	0.0	0
0.00	0	0	0	1	0.1	0	July	0.00	0	0	0	1	0.1	0
—	0	0	0	0	0.0	0	August	—	0	0	0	0	0.0	0
7.59	0	0	0	10	10.2	9	September	4.82	0	0	0	20	18.2	10

PITCHING BREAKDOWN

2015		CAREER												
ERA	W	L	S	G	IP	ER	by CATEGORY	ERA	W	L	S	G	IP	ER
6.30	0	0	0	11	10.0	7	Home	5.14	0	0	0	16	14.0	8
13.50	0	0	0	10	10.0	15	Away	9.64	0	0	0	15	14.0	15
9.64	0	0	0	5	4.2	5	Day	7.94	0	0	0	7	5.2	5
9.98	0	0	0	16	15.1	17	Night	7.25	0	0	0	24	22.1	18
13.00	0	0	0	10	9.0	13	Pre-ASG	13.00	0	0	0	10	9.0	13
7.36	0	0	0	11	11.0	9	Post-ASG	4.74	0	0	0	21	19.0	10
—	0	0	0	0	0.0	0	Starter	—	0	0	0	0	0.0	0
9.90	0	0	0	21	20.0	22	Reliever	7.39	0	0	0	31	28.0	23

BALLPARK BREAKDOWN

	ERA	W	L	S	G	IP	ER
Angel Stadium	18.00	0	0	0	2	3.0	6
AT&T Park	0.00	0	0	0	1	0.1	0
Chase Field	0.00	0	0	0	2	1.2	0
Coors Field	0.00	0	0	0	1	1.0	0
Dodger Stadium	0.00	0	0	0	1	1.0	0
Globe Life Arlington	13.50	0	0	0	3	2.0	3
Minute Maid Park	9.00	0	0	0	1	1.0	1
O.co Coliseum	6.30	0	0	0	11	10.0	7
PETCO Park	2.25	0	0	0	5	4.0	1
Target Field	22.50	0	0	0	2	2.0	5
U.S. Cellular Field	0.00	0	0	0	2	2.0	0

FIELDING STATISTICS

Pitcher							
Year	Pct.	G	PO	A	E	TC	DP
2014	1.000	10	0	2	0	2	0
2015	1.000	21	2	1	0	3	0
Totals	1.000	31	2	3	0	5	0

ALVAREZ' CAREER BESTS

Low Hit Complete Game: None
Innings Pitched: 2.0, September 29, 2015 at Los Angeles (AL)
Strikeouts: 3 (three times), last: April 21, 2015 at Los Angeles (AL)
Pitches: 48, April 21, 2015 at Los Angeles (AL)
Longest Winning Streak: None
Longest Losing Streak: None
Longest Scoreless Streak: 8.1, September 5, 2014 to April 8, 2015

**RIGHT-HANDED PITCHER****Height/Weight:** 6-5 / 220**Bats/Throws:** Right / Right**Birthdate:** April 1, 1983**Opening Day Age:** 33**Birthplace/Resides:** Simcoe, Ontario / Simcoe, Ontario**Major League Service:** 5 years, 170 days**Obtained:** Signed as a free agent, December 11, 2015**Contract Status:** First year of a two-year contract through 2017**CAREER HIGHLIGHTS**

Has pitched for five different teams in seven seasons and is 28-28 with 141 saves and a 3.52 ERA in 403 career appearances...made his Major League debut with Milwaukee (2009-13) and has also pitched for St. Louis (2013), Cleveland (2014), Pittsburgh (2014) and Colorado (2015)...set the Brewers single season record with a career-high 46 saves in 2011...converted 49 consecutive saves from April 24, 2011 to May 4, 2012, which is currently the fourth longest streak in Major League history...saved 105 games over a three-year stretch from 2010-12 but had no saves in a career-high tying 75 games with the Brewers and Cardinals in 2013...has never been on the Major League disabled list...pitched for Canada in the World Baseball Classic in 2013...was drafted by Seattle in 2001 (7th round) and Cincinnati in 2005 (42nd) but did not sign...signed with the Yankees organization Aug. 11, 2006 and made his professional debut in 2007, but was released following the season.

2015 HIGHLIGHTS

Was 4-5 with a 4.20 ERA and a team-leading 25 saves in 60 relief appearances in his first season with Colorado...tied for second in the National League with six blown saves and his save percentage of 80.6% was second lowest in the NL to the Phillies Ken Giles (75.0%)...tied for fourth among NL relievers in walks (32)...struck out 62 batters in 55.2 innings, an average of 10.02 per nine innings...compiled a 2.70 ERA and .216 opponents batting average in 28 games on the road compared to a 5.59 ERA and .298 opponents average in 32 games at Coors Field...did not allow a run (14.0 ip) and converted all 11 of his save opportunities in 14 outings on no days rest...had a 4.12 ERA in 20 games on one day of rest and a 6.95 ERA in 26 appearances with two days rest or more...converted 16-of-17 (94.1%) save opportunities and had a 2.36 ERA and .218 opponents batting average in 29 appearances before the All-Star Break...then went 9-for-14 (64.3%) with a 5.90 ERA and .296 opponents average in 31 games after the break...allowed a .259 opponents batting average, which included a .258 (25-for-97) mark against left-handed hitters compared to .261 (31-for-119) against right-handers...yielded a .160 average with runners in scoring position and two outs and has a .185 (37-for-200) career opponents average in that situation...first batters faced hit .185 with one extra base hit (double) and six walks (.267 on-base percentage)...his .204 slugging percentage against first batters was fourth lowest in the NL...allowed 3-of-5 (60.0%) inherited runners to score...had a 2.11 ERA during the day and was successful each of his 11 save chances...logged a 5.50 ERA at night...was 1-2 with two saves, an 8.64 ERA and .395 opponents batting average in nine interleague appearances...opponents were successful in 8-of-10 (80.0%) stolen base attempts off him and he tied for fifth among NL relievers in most stolen bases allowed...had the first pickoff of his career...tossed exactly 1.0 inning in 49 of his 60 appearances.

COLORADO: Missed nine games in April as he was on the family medical emergency list from April 12-18 and the restricted list April 19-21...did not allow a run in his five appearances in April (5.0 ip) and was 3-for-3 in saves...then logged a 1.00 ERA in 10 games in May and was 6-for-6 in saves...converted each of his first 12 save opportunities through June 14...logged a 0.47 ERA and .162 opponents batting average over that 20-game stretch...then went 3-5 with four saves, five blown saves, a 9.68 ERA and .364 opponents batting average over his next 20 games from June 17 to Aug. 11...was charged with his first blown save and loss June 24 against Arizona...it was his first blown save in exactly one year, also against Arizona, snapping a streak of 13 consecutive saves...was on the family medical emergency list a second time from June 30 to July 3...allowed at least one run in each of his first five outings after the All-Star Break...was 2-3 with no saves, four blown saves, a 19.64 ERA and .421 opponents batting average over that stretch...matched his career high with three walks July 22 against Texas and July 30 at

St. Louis...tossed 1.2 scoreless innings Aug. 9 at Washington, his only outing longer than one inning in 2015...had a season-best 9.2-inning scoreless streak from Aug. 20 to Sept. 13...was a perfect 7-for-7 in saves over that 10-game stretch...matched his career high by allowing four runs in just 0.1 innings Sept. 23 against Pittsburgh...then tossed a scoreless ninth inning the next day against the Pirates in his 400th career appearance...was designated for assignment Nov. 20 and elected free agency Nov. 25.

CAREER

2014—Began the season with Cleveland and went 2-3 with 10 saves and a 3.92 ERA in 49 appearances before being claimed off waivers by Pittsburgh Aug. 14...had a loss and a 4.09 ERA in 13 games with the Pirates...combined for a 3.95 ERA and .217 opponents batting average in 62 games overall...struck out 63 batters in 54.2 innings, an average of 10.37 per nine innings...however, issued 36 walks, an average of 5.93 per nine innings...his opponents batting average included a .187 mark against left-handed hitters compared to .243 against right-handers...yielded a .185 opponents batting average with runners in scoring position...converted 10-of-13 (76.9%) save opportunities, all with Cleveland...allowed 8-of-26 (30.8%) inherited runners to score and first batters faced went 11-for-48 (.229) with 10 walks and a hit by pitch (.361 on-base percentage)...began the season at Cleveland's closer and converted 9-of-10 save opportunities over his first 13 games through May 3...logged a 2.31 ERA and .175 opponents batting average over that span...allowed three runs May 4 against Chicago (AL) for the blown save and would not record his 10th save until Aug. 4 against Cincinnati (1.2 ip, 1 h, 1 bb)...was charged with just two earned runs in 13.2 innings over a 15-game span from June 22 to Aug. 4...allowed four runs in 0.2 innings in his final outing with Cleveland Aug. 8 at New York (AL)...was claimed off waivers by the Pirates Aug. 14 and did not allow a run in 10 of his first 12 games (1.69 ERA)...then allowed three runs in 0.1 innings in his final outing Sept. 27 at Cincinnati for the loss

2013—The hard-throwing right-hander split the 2013 season between Milwaukee and St. Louis, going a combined 7-7 with a 4.02 ERA in 75 relief appearances...tied for fourth in the National League in games pitched...also tied for third among NL relievers in wins (7) but tied for second in blown saves (7)...was 0-for-7 in save opportunities after 105 games over the previous three seasons...allowed a .285 opponents batting average, including .282 against right-handed hitters compared to .289 against left-handers...after recording an April ERA of 8.44, he enjoyed a stretch from May 15 to July 24 where he allowed just one run in 28.0 innings over 32 outings...had a career high 20.1 inning scoreless streak spanning 23 games during that span...did not allow a run in 12 games (10.2 innings) in June...had a 4.45 ERA in 62 appearances with the Brewers when he was traded to St. Louis for a player to be named later on Aug. 30 (Michael Blazek on Sept. 1)...logged a 1.74 ERA in 13 games with the Cardinals...did not allow a run over his final nine regular season appearances (7.2 ip, 11 so)...then recorded an ERA of 1.59 in six postseason games for the National League Champion Cardinals...struck out nine batters in 5.2 innings...pitched twice in each post season series, including two scoreless outings in the World Series against Boston (2.1 ip, 1 bb, 5 so)...prior to the season, pitched for Canada in the World Baseball Classic...appeared in two games and allowed a run on two hits in 1.2 innings.

2012—Had a 5-8 record, a 4.67 ERA and 35 saves in a career-high 75 relief appearances in his fourth season with Milwaukee...struck out a career-high 93 batters in 69.1 innings, an average of 12.07 strikeouts per nine innings...ranked fifth among National League relievers in strikeouts...went 35-for-44 in save opportunities (79.5%)...ranked sixth in the NL in saves but had the third lowest save percentage...led the Major Leagues in blown saves (9) but converted 17 of his last 18 opportunities...allowed a .229 opponents batting average, including .225 against left-handed hitters compared to .234 against right-handers...first batters faced hit .219...allowed 6-of-23 (26.1%) inherited runners to score...logged a 2.70 ERA on the road...converted all 11 of his save opportunities during the day...did not allow a run and converted all 11 of his saves in 14 appearances on no days rest...had a streak of 49 consecutive saves converted snapped May 11 against Chicago (NL)...that streak ranked fourth in Major League history, trailing only Eric Gagne (84), Tom Gordon (54) and Jose Valverde (51)...notched his 100th career save Sept. 16 against New York (NL)...finished September with 11 saves in 14 games and added two more saves in three games in October...was selected to the Canadian provisional roster for the 2013 World Baseball Classic.

2011—Set a Milwaukee franchise record with 46 saves in 74 relief appearances during his first full season in the Majors...made his first Opening Day roster...struck out 86 batters in 73.2 innings while holding opponents to a .212 batting average...named Brewers Most Valuable Player by the BBWAA Mil-

waukee Chapter...named National League Rolands Relief Man of the Year, joining Rollie Fingers (1981) as the only Brewers to win the award...was co-winner with the Reds' Joey Votto of the Tip O'Neill Award, which is presented by the Canadian Baseball Hall of Fame to the player judged to have excelled in individual achievement and team contribution while adhering to baseball's highest ideals...tied for the National League lead in saves...joined Ken Sanders (1971) and Rollie Fingers (1981) as the only Brewers ever to lead their league in saves...his 46 saves broke the single-season franchise record held by Francisco Cordero (44 in 2007)...went 46-for-48 in save opportunities (95.8%), including a franchise record 43 in a row to end the season...led the NL in save percentage (min. 20 saves) and trailed only the Tigers' Jose Valverde (49-for-49) for the Major League lead...posted a 0.59 ERA over his final 30 appearances...appeared in six games during the postseason, going 1-0 with a 1.29 ERA and three saves.

2010—Named the Brewers Top Newcomer as voted on by members of the Milwaukee Chapter of the Baseball Writers Association of America...was named to the *Baseball America* All-Rookie Team...began the season at Triple-A Nashville...recalled by Milwaukee May 15...his 24 saves were the most ever by a Brewers rookie (previous was 15 by Doug Henry in 1991)...went 24-for-27 in save opportunities and his 88.9 save percentage ranked fifth in National League (minimum 20 saves)...had nine saves of four-plus outs, trailing only the Giants' Brian Wilson (10) for the Major League lead...ranked third in the majors in wins as a reliever (8), trailing only the Nationals' Tyler Clippard (11) and Mariners' Brandon League (9)...notched his first ML victory in the 4-3, 10-inning win on May 27 against Houston...his seven-game winning streak from June 8 to Sept. 15 was the longest of the season by a Brewers pitcher.

2009—Climbed four levels of the organization from Single-A Brevard County to Double-A Huntsville to Triple-A Nashville to the Major Leagues...went 9-1 with a 2.77 ERA and one save in 45 relief appearances between Brevard County, Huntsville and Nashville...struck out 89 batters in 68.1 innings in the minors while holding opponents to a .185 batting average...was named a Florida State League All-Star...contract was selected by Milwaukee Sept. 7...had one save in seven relief appearances with the Brewers as opponents batted just .179...made his ML debut Sept. 15 at Chicago...his first ML save came on the final day of the season Oct. 4 at St. Louis.

2008—Signed a minor league contract with the Milwaukee organization March 4 and spent the entire season at Single-A Brevard County...went 5-10 with a 4.55 ERA and .246 opponents batting average in 26 games, including 14 starts...issued 73 walks in just 95.0 innings (6.92 per nine innings)...opponents hit .214 with runners in scoring position.

2007—Pitched for four minor-league affiliates during his first pro season with the Yankees organization and combined to go 1-4 with a 3.29 ERA and four saves in 27 games, including five starts...struck out 67 batters in 63.0 innings while opponents batted .216...was released Dec. 14.

PERSONAL/MISCELLANEOUS

John Berton Axford...is married, Nicole, and has two sons: JB and Jameson...graduated from Assumption College School...drafted by Seattle in 2001 but chose to attend the University of Notre Dame, where he pitched in the 2002 College World Series as a freshman...did not pitch in 2004 after he underwent "Tommy John" surgery on his right elbow, but returned to Notre Dame (Bachelor of Arts/film and television) and pitched just 3.0 innings during the 2005 season...drafted by Cincinnati in 2005 but chose to attend Canisius College for the 2006 season where he earned a Master's Degree in Sports Administration...pitched for the Melville Millionaires of the Western Major Baseball League, a Canadian summer league in 2006...participates in the Movember Foundation, through which he helps raise awareness for prostate cancer with his facial hair.

LIFETIME PITCHING RECORD

Year	Club	W	L	ERA	G	GS	CG	SHO	SV	IP	H	R	ER	HR	HB	BB	IBB	SO	WP	BK
2007	Tampa	0	0	2.38	5	0	0	0	2	11.1	6	5	3	2	0	7	0	15	3	0
	Scranton/Wilkes-Barre	0	0	13.50	1	0	0	0	0	0.2	2	1	1	0	0	1	0	1	1	0
	Charleston	0	3	4.39	13	5	0	0	0	26.2	29	20	13	2	0	22	0	21	7	0
	Staten Island	1	1	2.22	8	0	0	0	2	24.1	13	8	6	0	1	15	1	30	3	0
2008	Brevard County	5	10	4.55	26	14	0	0	0	95.0	86	58	48	5	5	73	0	89	12	0
	Brevard County	4	1	1.63	19	0	0	0	0	27.2	14	5	5	0	0	16	1	43	1	0
2009	Huntsville	0	0	3.52	4	0	0	0	1	7.2	7	3	3	1	1	3	0	9	0	0
	Nashville	5	0	3.55	22	0	0	0	0	33.0	23	13	13	2	0	19	1	37	2	0
	MILWAUKEE	0	0	3.52	7	0	0	0	1	7.2	5	3	3	0	0	6	1	9	1	0
2010	Nashville	3	2	2.03	12	0	0	0	2	13.1	14	7	3	0	0	5	0	19	0	0
	MILWAUKEE	8	2	2.48	50	0	0	0	24	58.0	42	17	16	1	1	27	3	76	4	0
2011	MILWAUKEE	2	2	1.95	74	0	0	0	46	73.2	59	19	16	4	0	25	1	86	8	0
2012	MILWAUKEE	5	8	4.67	75	0	0	0	35	69.1	61	42	36	10	2	39	2	93	10	0
2013	MILWAUKEE	6	7	4.45	62	0	0	0	0	54.2	62	29	27	10	1	23	3	54	5	0
	ST. LOUIS	1	0	1.74	13	0	0	0	0	10.1	11	3	2	0	1	3	0	11	0	0
2014	CLEVELAND	2	3	3.92	49	0	0	0	10	43.2	34	21	19	6	1	30	3	51	4	0
	PITTSBURGH	0	1	4.09	13	0	0	0	0	11.0	9	5	5	0	1	6	0	12	1	0
2015	COLORADO	4	5	4.20	60	0	0	0	25	55.2	56	27	26	4	0	32	4	62	1	0
AL Totals		2	3	3.92	49	0	0	0	10	43.2	34	21	19	6	1	30	3	51	4	0
NL Totals		26	25	3.46	354	0	0	0	131	340.1	305	145	131	29	6	161	14	403	30	0
ML Totals		28	28	3.52	403	0	0	0	141	384.0	339	166	150	35	7	191	17	454	34	0

CAREER TRANSACTIONS

2001 — Selected by the Seattle Mariners organization in the seventh round of the First-Year Player Draft; did not sign. **2005** — Selected by the Cincinnati Reds organization in the 42nd round of the First-Year Player Draft; did not sign. **2006** — Signed by the New York Yankees as a free agent, August 11. **2007** — Released, December 14. **2008** — Signed by the Milwaukee Brewers to a minor league contract, March 4. **2013** — Traded to the St. Louis Cardinals for a player to be named later (Michael Blazek on September 1), August 30. Elected free agency, December 2 (contract non-tender); signed by the Cleveland Indians, December 19. **2014** — Claimed off waivers by Pittsburgh, August 14. Elected free agency, November 3. **2015** — Signed by the Colorado Rockies to a minor league contract, January 30. On bereavement list, April 12 to 18. On restricted list, April 19 to 21. On bereavement list, June 30 to July 3. Elected free agency, November 25; signed by the Oakland Athletics, December 11.

DIVISION SERIES RECORD

Year	Club/Opp.	W	L	ERA	G	GS	CG	SHO	SV	IP	H	R	ER	HR	HB	BB	IBB	SO	WP	BK
2011	MIL vs. ARI	1	0	2.25	3	0	0	0	1	4.0	3	1	1	0	0	2	0	5	0	0
2013	STL vs. PIT	0	0	0.00	2	0	0	0	0	1.1	0	0	0	0	0	2	0	0	0	0
Totals		1	0	1.69	5	0	0	0	1	5.1	3	1	1	0	0	4	0	5	0	0

LEAGUE CHAMPIONSHIP SERIES RECORD

Year	Club/Opp.	W	L	ERA	G	GS	CG	SHO	SV	IP	H	R	ER	HR	HB	BB	IBB	SO	WP	BK
2011	MIL vs. STL	0	0	0.00	3	0	0	0	2	3.0	2	0	0	0	0	0	0	4	0	0
2013	STL vs. LAD	0	0	4.50	2	0	0	0	0	2.0	2	1	1	1	0	1	0	4	0	0
Totals		0	0	1.80	5	0	0	0	2	5.0	4	1	1	1	0	1	0	8	0	0

WORLD SERIES RECORD

Year	Club/Opp.	W	L	ERA	G	GS	CG	SHO	SV	IP	H	R	ER	HR	HB	BB	IBB	SO	WP	BK
2013	STL vs. BOS	0	0	0.00	2	0	0	0	0	2.1	0	0	0	0	0	1	0	5	0	0

WORLD BASEBALL CLASSIC RECORD

Year	Club	W	L	ERA	G	GS	CG	SHO	SV	IP	H	R	ER	HR	HB	BB	IBB	SO	WP	BK
2013	Canada	0	0	5.40	2	0	0	0	0	1.2	2	1	1	0	0	0	0	2	0	0

VS. THE AMERICAN LEAGUE

2015		CAREER												
ERA	W	L	S	G	IP	ER	vs. TEAM	ERA	W	L	S	G	IP	ER
—	0	0	0	0	0.0	0	Baltimore	0.00	0	0	0	2	2.0	0
—	0	0	0	0	0.0	0	Boston	0.00	1	0	1	5	4.1	0
—	0	0	0	0	0.0	0	Chicago	7.11	0	2	2	7	6.1	5
—	0	0	0	0	0.0	0	Cleveland	—	0	0	0	0	0.0	0
—	0	0	0	0	0.0	0	Detroit	10.80	0	0	1	5	3.1	4
27.00	0	0	0	1	0.2	2	Houston	3.24	3	1	8	17	16.2	6
—	0	0	0	0	0.0	0	Kansas City	8.53	0	1	2	8	6.1	6
4.50	0	1	0	2	2.0	1	Los Angeles	2.25	0	1	0	4	4.0	1
—	0	0	0	0	0.0	0	Minnesota	2.04	1	1	6	17	17.2	4
—	0	0	0	0	0.0	0	New York	9.00	0	0	0	4	4.0	4
—	0	0	0	0	0.0	0	Oakland	0.00	1	0	2	6	5.2	0
4.50	0	0	2	4	2.0	2	Seattle	2.16	0	0	3	8	8.1	2
—	0	0	0	0	0.0	0	Tampa Bay	5.40	0	0	0	2	1.2	1
16.20	1	1	0	2	1.2	3	Texas	5.68	1	2	0	7	6.1	4
—	0	0	0	0	0.0	0	Toronto	3.86	0	1	2	5	4.2	2

VS. THE NATIONAL LEAGUE

2015		CAREER												
ERA	W	L	S	G	IP	ER	vs. TEAM	ERA	W	L	S	G	IP	ER
7.71	0	1	3	7	4.2	4	Arizona	5.28	1	3	6	19	15.1	9
0.00	0	0	3	4	4.0	0	Atlanta	2.19	0	0	7	13	12.1	3
27.00	0	1	0	1	0.2	2	Chicago	3.41	3	2	15	34	31.2	12
3.00	1	0	2	3	3.0	1	Cincinnati	6.15	3	6	9	29	26.1	18
—	0	0	0	0	0.0	0	Colorado	5.14	1	2	4	21	21.0	12
1.80	1	0	3	5	5.0	1	Los Angeles	1.13	1	0	9	16	16.0	2
0.00	0	0	1	2	2.0	0	Miami	1.53	1	0	10	17	17.2	3
0.00	0	0	1	2	2.0	0	Milwaukee	1.59	1	0	1	6	5.2	1
16.20	0	0	0	2	1.2	3	New York	6.35	1	1	4	12	11.1	8
0.00	0	0	2	4	4.0	0	Philadelphia	1.47	0	0	4	17	18.1	3
15.43	0	0	0	3	2.1	4	Pittsburgh	4.46	3	1	10	39	36.1	18
0.00	0	0	4	6	6.0	0	San Diego	1.56	0	0	12	18	17.1	3
0.00	0	0	2	5	5.0	0	San Francisco	0.55	1	1	6	16	16.1	1
7.71	0	1	1	3	2.1	2	St. Louis	3.38	2	3	12	34	32.0	12
1.93	1	0	1	4	4.2	1	Washington	3.60	3	0	5	15	15.0	6

MONTHLY BREAKDOWN

2015		CAREER												
ERA	W	L	S	G	IP	ER	by MONTH	ERA	W	L	S	G	IP	ER
—	0	0	0	0	0.0	0	March	21.60	0	1	1	2	1.2	4
0.00	0	0	3	5	5.0	0	April	4.01	0	4	20	47	42.2	19
1.00	0	0	6	10	9.0	1	May	2.84	4	4	22	71	66.2	21
5.40	1	1	4	9	8.1	5	June	3.38	8	5	20	65	64.0	24
9.00	2	4	3	11	9.0	9	July	4.15	8	7	25	74	69.1	32
4.38	1	0	2	12	12.1	6	August	3.80	5	4	21	67	66.1	28
4.50	0	0	7	11	10.0	5	September	2.80	3	3	28	69	64.1	20
0.00	0	0	0	2	2.0	0	October	2.00	0	0	4	8	9.0	2

PITCHING BREAKDOWN

2015		CAREER												
ERA	W	L	S	G	IP	ER	by CATEGORY	ERA	W	L	S	G	IP	ER
5.59	3	3	12	32	29.0	18	Home	3.50	21	12	75	211	206.0	80
2.70	1	2	13	28	26.2	8	Away	3.54	7	16	66	192	178.0	70
2.11	1	1	11	22	21.1	5	Day	4.02	13	12	44	139	134.1	60
5.50	3	4	14	38	34.1	21	Night	3.24	15	16	97	264	249.2	90
2.36	1	2	16	29	26.2	7	Pre-ASG	3.40	15	16	73	217	204.0	77
5.90	3	3	9	31	29.0	19	Post-ASG	3.65	13	12	68	186	180.0	73
—	0	0	0	0	0.0	0	Starter	—	0	0	0	0	0.0	0
4.20	4	5	25	60	55.2	26	Reliever	3.52	28	28	141	403	384.0	150

BALLPARK BREAKDOWN

	ERA	W	L	S	G	IP	ER
Angel Stadium	0.00	0	0	0	3	3.0	0
AT&T Park	1.23	0	1	3	7	7.1	1
Busch Stadium	2.82	1	2	9	25	22.1	7
Camden Yards	0.00	0	0	0	2	2.0	0
Chase Field	0.00	0	0	3	9	6.1	0
Citi Field	8.44	0	1	2	6	5.1	5
Citizens Bank Park	0.93	0	0	2	8	9.2	1
Comerica Park	0.00	0	0	1	2	1.2	0
Coors Field	5.10	4	4	14	46	42.1	24
Dodger Stadium	2.25	0	0	5	8	8.0	2
Fenway Park	0.00	1	0	1	3	2.2	0
Globe Life Park	2.25	0	1	0	4	4.0	1
Great American	9.22	0	5	4	17	13.2	14
Kauffman Stadium	13.50	0	1	0	5	3.1	5
Marlins Park	0.00	0	0	3	4	3.0	0
Miller Park	3.09	18	7	57	150	151.1	52
Minute Maid Park	2.45	2	1	2	7	7.1	2
Nationals Park	0.00	1	0	2	7	6.2	0
O.co Coliseum	0.00	0	0	2	2	2.0	0
PETCO Park	0.00	0	0	3	4	4.0	0
PNC Park	2.25	0	0	4	21	20.0	5
Progressive Field	4.35	1	2	7	23	20.2	10
Rogers Centre	0.00	0	0	0	2	1.2	0
Safeco Field	0.00	0	0	2	3	3.0	0
Sun Life Stadium	1.93	0	0	4	4	4.2	1
Target Field	1.50	0	0	3	6	6.0	1
Tropicana Field	13.50	0	0	0	1	0.2	1
Turner Field	4.76	0	0	2	6	5.2	3
U.S. Cellular Field	4.91	0	1	1	4	3.2	2
Wrigley Field	7.84	0	2	5	12	10.1	9
Yankee Stadium	21.60	0	0	0	2	1.2	4

FIELDING STATISTICS

Pitcher	Year	Pct.	G	PO	A	E	TC	DP
	2009	1.000	7	1	0	0	1	0
	2010	1.000	50	4	5	0	9	2
	2011	.800	74	1	7	2	10	1
	2012	.857	75	2	4	1	7	0
	2013	1.000	75	1	3	0	4	0
	2014	1.000	62	2	6	0	8	0
	2015	.933	60	6	8	1	15	1
Totals		.926	403	17	33	4	54	4

AXFORD'S CAREER BESTS

Low Hit Complete Game: None

Innings Pitched: 2.0 (13 times), last: June 9, 2014 at Texas

Strikeouts: 4, August 21, 2010 vs. San Diego

Pitches: 46, October 1, 2009 at Colorado

Longest Winning Streak: 7, June 8 to September 15, 2010

Longest Losing Streak: 4, September 27, 2012 to May 1, 2013

Longest Scoreless Streak: 20.1, May 15 to July 2, 2013

**INFIELDER****Height/Weight:** 5-10 / 190**Bats/Throws:** Right / Right**Birthdate:** February 27, 1996**Opening Day Age:** 20**Birthplace/Resides:** Caracas, Venezuela / Caracas, Venezuela**Major League Service:** None**Obtained:** Acquired from Toronto with Brett Lawrie, Kendall Graveman and Sean Nolin for Josh Donaldson, November 28, 2014**Contract Status:** First year of a one-year contract through 2016**NON-ROSTER INVITEE****CAREER HIGHLIGHTS**

Was one of four players acquired from Toronto in the Josh Donaldson trade following the 2014 season... is a .298 career hitter with 23 home runs and 134 RBI in 222 games in three professional seasons... has appeared exclusively at shortstop in his career... was a High Class-A All-Star and the A's Top Prospect according to *Baseball America* following the 2015 season... the magazine named him Short-Season Player of the Year and the Top Prospect in the Northwest League following the 2014 season, as well as the fifth best prospect in the Blue Jays farm system... made his professional debut in 2013 at the age of 17 and won the R. Howard Webster Award as team MVP for the GCL Blue Jays.

2015 HIGHLIGHTS

Batted .302 with 13 home runs and 47 RBI in 90 games with Single-A Stockton and was named a High Class-A All-Star by *Baseball America*... added 22 doubles and three triples for a .500 slugging percentage... missed a month and a half of the season with a strained right wrist but still had career highs in hits (102), home runs, slugging, extra base hits (38), games, at bats (338) and strikeouts (67)... ranked second in the A's farm system in slugging, fourth in batting and tied for eighth in home runs... hit .352 (31-for-88) against left-handed pitching compared to .284 (71-for-250) against right-handers... had a 1.009 OPS against lefties... batted .271 with six home runs and 30 RBI in 64 games in the first half, .367 with seven home runs and 17 RBI in 26 games in the second half... had a 1.025 OPS in the second half... compiled a .291 batting average with runners in scoring position... hit .326 with 10 of his 13 home runs at home... batted .447 during the day... appeared exclusively at shortstop on defense and committed 34 errors in 86 games for a .911 fielding percentage... led California League shortstops in errors... also went 4-for-15 (.267) in four games at designated hitter... hit in every spot in the order except fourth and fifth... batted eighth 46 times, second 21 times and ninth 18 times... was rated as the top prospect in the A's system and the number two prospect in the California League by *Baseball America* following the season... played for Zulia in the Venezuelan Winter League and batted .183 with two home runs and 14 RBI in 35 games.

MINORS: Got off to a slow start as he hit .171 with one home run and six RBI in 19 games in April... then batted .326 with 10 doubles, three home runs and 16 RBI in 27 games in May... went 3-for-4 with a season-high two home runs and a season-high five RBI May 18 against Modesto... stole a season-high two bases June 4 at Modesto... went 4-for-31 (.129) over an eight-game span from June 5 to 13... then had his first four-hit game of the season June 14 at Rancho Cucamonga to begin a season-ending 33-game stretch where he hit .393 with eight home runs and 20 RBI... committed an error in five straight games from June 15 to 19 (six errors total)... was 0-for-4 with a season-high four strikeouts July 2 against San Jose... then had a season-high 11-game hitting streak from July 3 to 13... went 21-for-44 (.477) with six multiple hit games during the streak, which ended with an 0-for-6 performance July 15... hit safely in his final seven games after that (11-for-31, .355)... matched his season high with four hits July 13 against Lake Elsinore... connected for his second two-homer game of the season July 19 against Bakersfield... had six home runs in 69 games over the first three months of the season... then hit .375 with six home runs and 14 RBI in 19 games in July before going on the disabled list July 21 with a strained right wrist... was batting .298 when he went on the DL... was reinstated Sept. 5 and went 1-for-4 in his first game back to fall to .297... then went 3-for-5 with a home run and two RBI in the final regular season game Sept. 7 against Modesto to finish the year with a .302 batting average... hit .375 (3-for-8) with a double and a RBI in three postseason contests for the Ports.

CAREER

2014—Began the season in extended spring training and joined Vancouver of the Short-Season Single-A Northwest League when the season opened in June...was named the Top Prospect in the Northwest League and the Short-Season Player of the Year by *Baseball America* after batting a career-high .311 with six home runs and a career-high 61 RBI in 73 games...also had bests in runs (65), doubles (23), stolen bases (29), walks (26), hit by pitches (10) and on-base percentage (.384)...led the league in hits (90), runs, RBI and total bases (139), tied for the lead in doubles and games, ranked third in stolen bases, extra base hits (33) and at bats (289), tied for fourth in triples (4), sixth in slugging (.481), eighth in strikeouts (64), ninth in on-base percentage and 10th in batting...was named to the Northwest League Midseason All-Star Team...his 65 runs scored led all Short Season players and his 90 hits and 23 doubles tied for the most...batted .315 against right-handed pitchers, .300 against left-handers...hit .380 with runners in scoring position...had a .447 batting average and a .490 on-base percentage when leading off an inning...batted .400 in the eighth inning and later...hit all six of his home runs at night...five came on the road...appeared exclusively at shortstop on defense and led NL shortstops in games (68), total chances (298) and putouts (91) while tying for the lead in double plays (38)...committed 26 errors for a .913 fielding percentage...saw most of his playing time batting third in the order (62 games), but also hit second nine times and leadoff twice...went 4-for-4 on Opening Day, June 13 at Salem-Keizer...had another four-hit game and his first of five two-steal games June 16...had four four-hit games for the season...went 12-for-21 (.571) in the season-opening five-game series against the Volcanoes...hit .333 in 17 games in June...had a season-high 10-game hitting streak from July 5 to 15 (14-for-40, .350)...went 2-for-4 with two triples and a season-high four RBI July 17 against Eugene...was successful in 13 consecutive stolen base attempts from July 21 to Aug. 23...had 30 RBI in 30 games in July, despite a seven-game streak without an RBI from July 22 to 28...connected for his lone two homer game of the season Aug. 2 at Boise...batted .324 and stole 15 bases in 26 games in August...went 5-for-18 (.278) with a RBI in four postseason games for the Canadians...was rated as the Blue Jays fifth best prospect by *Baseball America* following the season.

2013—Made his professional debut with the Blue Jays affiliate in the Gulf Coast Rookie League and hit .299 with four home runs and 19 RBI in 44 games...was promoted to Bluefield of the Rookie Appalachian League Aug. 16 and batted .204 with seven RBI in 15 games...combined for a .276 batting average, four home runs and 26 RBI in 59 games overall...had a career-high seven triples...won the R. Howard Webster Award for the GCL Blue Jays...the award is given annually to the Most Valuable Player at each of the Jays farm teams...led the GCL in extra-base hits (26) and slugging percentage (.529), tied for second in doubles (16) and triples (6) and ranked fourth in total bases (92)...batted .389 with runners in scoring position and two outs...appeared exclusively at shortstop on defense where he committed 28 errors in 57 games for a .888 fielding percentage...went 2-for-5 with a double and two RBI in his debut June 22 against the Phillies...had his first career two-homer game Aug. 10 against the Phillies...finished the GCL portion of his campaign with an 11-game hitting streak and then hit safely in his first three games with Bluefield for a 14-game hitting streak overall...went 22-for-56 (.393) with 17 runs, 10 doubles, a triple, four home runs and 12 RBI during the hitting streak...hit .625 (5-for-8) with three RBI in two postseason games for Bluefield...was rated as the Blue Jays fifth best prospect by *Baseball America* following the season.

PERSONAL/MISCELLANEOUS

Franklin Jose Barreto (Rojas) was originally signed by Blue Jays scouts Ismael Cruz, Luis Marquez and Rafael Moncada.

LIFETIME PLAYING RECORD

Year	Club	AVG.	G	AB	R	H	2B	3B	HR	RBI	SH	SF	HP	BB	SO	SB	CS	SLG	OBP	E
2013	GCL Blue Jays	.299	44	174	30	52	16	6	4	19	1	0	6	13	42	10	4	.529	.368	19
	Bluefield	.204	15	54	4	11	5	1	0	7	0	0	2	2	14	0	2	.333	.259	9
2014	Vancouver	.311	73	289	65	90	23	4	6	61	0	3	10	26	64	29	5	.481	.384	26
2015	Stockton	.302	90	338	50	102	22	3	13	47	1	6	4	15	67	8	3	.500	.333	34
Minor League Totals		.298	222	855	149	255	66	14	23	134	2	9	22	56	187	47	14	.489	.354	88

CAREER TRANSACTIONS

2012 — Signed by the Toronto Blue Jays as a non-drafted free agent, July 2. **2014** — Traded to the Oakland Athletics with pitchers Kendall Graveman and Sean Nolin and infielder Brett Lawrie for infielder Josh Donaldson, November 28.

**RIGHT-HANDED PITCHER****Height/Weight:** 6-5 / 218**Bats/Throws:** Right / Right**Birthdate:** February 22, 1989**Opening Day Age:** 27**Birthplace/Resides:** Toledo, Ohio / Nashville, Tennessee**Major League Service:** 127 days**Obtained:** Acquired from the Chicago White Sox with Josh Phegley, Rangel Ravelo and Marcus Semien for Jeff Samardzija and Michael Ynoa, December 9, 2014**Contract Status:** First year of a one-year contract through 2016**CAREER HIGHLIGHTS**

Was acquired from the Chicago White Sox following the 2014 season and went 1-8 despite a 3.56 ERA and .244 opponents batting average in 18 games, including 13 starts, over four stints with the A's in 2015...was 1-1 with a 3.95 ERA in six games, including five starts, in his Major League debut with Chicago in 2014 and is 2-9 with a 3.66 ERA in 24 games, 18 starts, in his career...has a 24-17 record, five saves and a 3.09 ERA (133 er in 387.0 ip) in 109 games, 54 starts, in five seasons in the minors...combined to lose 15 games between Triple-A Nashville and Oakland in 2015 despite a 3.65 ERA with the Sounds and a 3.56 ERA with the A's...pitched for Glendale in the Arizona Fall League following the 2013 and 2014 seasons...led the White Sox farm system with 138 strikeouts in 2013...was a member of the Southern League Champions at Double-A Birmingham in 2013.

2015 HIGHLIGHTS

Split his first season in the A's organization between Oakland and Triple-A Nashville...went 1-8 despite a 3.56 ERA and .244 opponents batting average in 18 games, including 13 starts, over four stints with the A's...his .111 winning percentage was the lowest in the majors among pitchers with at least 10 games started...it tied for fourth lowest in Oakland history among pitchers with at least 10 starts, but was the lowest among pitchers with an ERA under 5.00...the last Major League pitcher with at least 10 starts, an ERA under 3.75 and a winning percentage of .111 or less was Zane Smith, who went 1-13 (.071) with a 3.49 ERA in 48 games, including 17 starts, for the Braves and Expos in 1989...no American League pitcher has done it since 1968 when Rickey Clark (1-11, 3.53 ERA with California) and Fred Talbot (1-9, 3.36 ERA with New York) both did it...received one run of support or fewer in nine of his 13 starts and his season run support average as a starter was 2.15...his overall run support of 3.14 was fifth lowest in the AL among pitchers with 81 or more innings pitched...has one run of support or fewer in 11 of his 18 career starts and his career RSA as a starter is 2.42 (28 rs in 104.0 ip)...surrendered just five home runs in 86.0 innings for an average of 0.52 home runs per nine innings...that ranked third best in the AL among pitchers with at least 81.0 innings...had a .244 opponents batting average, including .217 (40-for-184) against lefties and .279 (38-for-136) against righties...issued 22 of his 30 walks to lefties...went 1-5 with a 2.28 ERA and .218 opponents batting average in nine games in Oakland, 0-3 with a 5.12 ERA and .274 opponents average in nine games on the road...was 1-8 with a 3.58 ERA and .258 opponents average in his 13 starts...had no decisions, a 3.38 ERA and .135 opponents average in five relief appearances...walked 21 batters in 75.1 innings as a starter (2.51 per nine innings), nine in 10.2 innings in relief (7.59)...allowed 1-of-2 (50.0%) inherited runners to score and first batters faced were 0-for-3 with a walk and hit by pitch...opponents hit .215 with two outs...had a 7.62 ERA and .379 opponents batting average in the first inning compared to a 2.84 ERA and .214 opponents average from the second inning on...was 0-4 with a 5.21 ERA in 10 games against AL West competition, 1-4 with a 2.25 ERA in eight games against all other teams...the A's were 3-10 (.231) in his starting assignments...walked two batters or fewer in 11 of his 13 starts.

OAKLAND: Began the season at Nashville and was recalled by Oakland April 23...pitched exclusively in relief during his first stint and logged a 3.38 ERA in five relief appearances...allowed at least one run in three of those outings and walked two batters or more four times before he was optioned back to Nashville May 10...returned June 30 to make two starts for an ill Sonny Gray...lost both of the starts 2-1 and allowed just three runs in 10.2 innings (2.53 ERA)...was sent back to Nashville following his start July 5...was called up a third time July 11 when Jesse Hahn went on the disabled list and allowed two runs in 6.1 innings in a no decision that day at Cleveland...was optioned back to Nashville the next

day with the All-Star Break approaching...returned for good July 25 and went 1-6 with a 3.86 ERA over his final 10 starts...allowed three runs in 7.0 innings July 30 against Cleveland but took the loss in a 3-1 decision...went 0-4 with a 3.00 ERA over his first five starts from June 30 to July 30...tossed at least five innings and allowed three runs or fewer in each of those starts to become the sixth pitcher in Oakland history to toss at least five innings and allow three runs or fewer in five consecutive games without recording a win (last: Vin Mazzaro, Aug. 3-26, 2010)...is the only one of those six pitchers with four losses during their streak...combined with Fernando Rodriguez and Fernando Abad on a seven-hit shutout in the A's 5-0 win over Baltimore Aug. 4 in Oakland for his first and only win as an Athletic...struck out a career-high 10 batters and tossed a career-high 112 pitches in 6.2 innings Aug. 9 against Houston but had a no decision in the A's 5-4 win...did not allow a run over the first five innings to extend his scoreless streak to a career-high 18.0 innings...tossed a career-high 8.0 innings Aug. 15 at Baltimore but had a no decision in a 4-3 loss...then lost each of his next four starts to finish the season with a career-high tying four-game losing streak...compiled a 6.08 ERA over that five-start stretch...did not pitch from Aug. 27 to Sept. 23 due to a strained right shoulder...started three of the A's final 10 games and went 0-2 with a 7.82 ERA.

NASHVILLE: Went 2-7 with a 3.65 ERA and .230 opponents batting average in 13 games, including 10 starts, in his Triple-A debut with Nashville...allowed just one home run in 69.0 innings and that came to the third batter he faced in his first start...has a 68.0-inning, 282-batters faced Triple-A homerless streak...struck out 70 batters and issued 19 walks (2.48 per nine innings) for a strikeout-to-walk ratio of 3.68...his .230 opponents batting average included a .228 (23-for-101) mark against left-handed hitters compared to .231 (36-for-156) against right-handers...opponents hit .195 with the bases empty, .282 with runners on...went 2-3 with a 2.27 ERA and .220 opponents batting average in eight games at home compared to 0-4 with a 6.04 ERA and .245 opponents average in five games on the road...was 1-1 with a 3.00 ERA in his three relief appearances and 1-6 with a 3.79 ERA in 10 starts...allowed 1-of-2 (50.0%) inherited runners to score...was 1-1 with a 3.38 ERA in three games before his April 23 promotion to Oakland...went 1-5 with a 3.83 ERA in nine games following his May 11 option...struck out a season-high 11 batters in 6.0 innings June 3 against Salt Lake...allowed just one unearned run in that game but had a no decision in the Sounds 5-1 win...then walked a season-high four batters in his next start June 8 at New Orleans, a six-inning complete game...allowed three runs and took the loss in a 3-1 decision...did not pitch for the Sounds following his July 5 option...had a loss in his only start following his July 12 option despite allowing just two runs in 6.0 innings July 19 against Omaha.

CAREER

2014—Made his Major League debut with the Chicago White Sox, going 1-1 with a 3.94 ERA in six games, five starts...did not allow a home run in 29.2 innings...allowed just eight extra base hits, all doubles, for a .353 opponents slugging percentage...opponents hit .286, including .250 by right-handed hitters compared to .317 by left-handers...yielded a .244 batting average with runners in scoring position, including .167 with RISP and two outs...was selected from Double-A Birmingham Aug. 30 and made his debut with a start that day in the second game of a doubleheader against Detroit...was the losing pitcher in the White Sox 8-4 loss (6.1 ip, 7 h, 5 r, 5 er, 4 bb, 4 so)...faced Kyle Ryan, who also made his debut, marking the second game in White Sox history to feature two starting pitchers making their ML debut (also Sept. 21, 1963 at Detroit; Fritz Ackley vs. Denny McClain)...was optioned to Triple-A Charlotte following the game but returned to Chicago Sept. 2...made his only relief appearance in his first game following his return at Minnesota Sept. 3 (1.0 ip, 2 h, 1 r, 1 er, 1 bb, 2 so)...finished the season with four starts, including his first win Sept. 22 at Detroit when he combined with Jake Petricka on a 2-0 six-hit shutout...tossed 7.2 innings and allowed six of the hits...began the season on the disabled list at Double-A Birmingham with a broken right finger and missed the first three and one-half months of the season...had a three-game rehab assignment with the White Sox affiliate in the Arizona Rookie League July 12 and was reinstated from the DL and sent to Birmingham July 26...combined for a 3-1 record and a 2.08 ERA in nine games, eight starts, with the two clubs...struck out 49 in 43.1 innings, an average of 10.18 per nine innings...surrendered just two home runs...allowed a .217 opponents batting average, including .163 against right-handed hitters compared to .280 against left-handers...yielded both of his home runs and nine of his 11 extra base hits to lefties...also issued 16 of his 17 walks to lefties...had a .356 OPS against righties compared to .873 against lefties...opponents batted .191 with runners in scoring position...compiled a 2.87 ERA in innings one through four...did not allow a run from the fifth inning on (12.0 ip)...did not allow a run in his first two rehab starts (5.0 ip)...tossed 5.0 shutout innings and allowed just one hit in his first Double-A start July 29 against Tennessee but had a no decision in

a 3-2 win...was named Southern League Pitcher of the Week for the week of Aug. 4-10 after picking up his first win with 6.0 shutout innings Aug. 9 against Huntsville...struck out a season-high 11 and allowed just three hits...the 11 strikeouts were the most by a Barons pitcher since Jack Egbert in April 2007...that began a three-start stretch during which he went 3-0 with a 0.45 ERA and 28 strikeouts in 20.0 innings...pitched for Glendale in the Arizona Fall League following the season and was named to the AFL Top Prospects Team after going 1-1 with a 0.69 ERA in six relief appearances...struck out 22 and walked just three in 13.0 innings while holding the opposition to a .184 batting average.

2013—Combined to go 11-4 with a 3.08 ERA and 138 strikeouts over 26 starts between Single-A Winston-Salem and Double-A Birmingham...ranked among White Sox organizational leaders in strikeouts (1st), ERA (4th), wins (t-5th) and innings pitched (7th)...recorded a sub-3.00 ERA in April (2.10), June (2.97) and August (1.76)...limited righties to a .197 average...went 4-0 with a 1.71 ERA and 41 strikeouts over his first seven starts...struck out a season-high 10 batters June 29 at Frederick (6.0 ip)...was promoted to Birmingham July 16...helped guide the Barons to the Southern League Championship...went 2-0 with a 0.71 ERA over two starts in the SL playoffs...appeared in 10 games with the Glendale Desert Dogs of the Arizona Fall League, going 1-0 with a 0.90 ERA and nine strikeouts in 10.0 innings.

2012—Spent the season with Single-A Winston-Salem...led the Dash in appearances (38)...went 1-2 with a 2.98 ERA and four saves in 28 relief appearances, compared to 4-2 with a 4.25 ERA over 10 starts...held right-handers to a .200 average...lefties hit .257...posted a 1.75 ERA over his first 17 games of the season...struck out a season-high eight batters Aug. 22 at Lynchburg.

2011—Went a combined 3-1 with a 1.82 ERA and 41 strikeouts in 23 games with Advanced Rookie Bristol, Single-A Kannapolis and Winston-Salem...began the season with Bristol, making scoreless appearances in five of his first six games...was promoted to Winston-Salem July 8 and then sent to Kannapolis July 13...made five consecutive scoreless appearances from July 13 to 28 (8.2 ip).

PERSONAL/MISCELLANEOUS

Christopher M. Bassitt was originally signed by White Sox scout Phil Gulley...attended the University of Akron and earned All-Mid American Conference honors in 2011...graduated from Genoa Area (Ohio) High School in 2007, where he earned all-league honors in baseball and basketball...helped lead the baseball team to consecutive league titles during his junior and senior seasons.

LIFETIME PITCHING RECORD

Year	Club	W	L	ERA	G	GS	CG	SHO	SV	IP	H	R	ER	HR	HB	BB	IBB	SO	WP	BK
2011	Bristol	0	0	1.08	6	0	0	0	0	8.1	9	1	1	0	0	2	0	11	0	0
	Winston-Salem	0	0	5.40	1	0	0	0	0	1.2	2	1	1	0	1	0	0	1	0	0
	Kannapolis	3	1	1.82	16	0	0	0	1	24.2	18	6	5	1	2	6	0	29	4	0
2012	Winston-Salem	5	4	3.66	38	10	0	0	4	91.0	74	45	37	6	4	54	1	75	3	0
2013	Winston-Salem	7	2	3.46	18	18	0	0	0	101.1	90	50	39	9	5	42	0	101	7	0
	Birmingham	4	2	2.27	8	8	0	0	0	47.2	35	16	12	2	4	17	0	37	1	0
2014	AZL White Sox	0	0	4.15	3	2	0	0	0	8.2	9	4	4	0	1	3	0	13	1	0
	Birmingham	3	1	1.56	6	6	0	0	0	34.2	26	10	6	2	2	14	0	36	0	0
	CHICAGO (AL)	1	1	3.94	6	5	0	0	0	29.2	34	13	13	0	3	13	1	21	0	0
2015	Nashville	2	7	3.65	13	10	1	0	0	69.0	59	30	28	1	3	19	0	70	3	1
	OAKLAND	1	8	3.56	18	13	0	0	0	86.0	78	36	34	5	9	30	0	64	5	0
ML Totals		2	9	3.66	24	18	0	0	0	115.2	112	49	47	5	12	43	1	85	5	0

CAREER TRANSACTIONS

2011 — Selected by the Chicago White Sox organization in the 16th round of the First-Year Player Draft. **2014** — Traded to the Oakland Athletics with catcher Josh Phegley and infielders Rangel Ravelo and Marcus Semien for pitchers Jeff Samardzija and Michael Ynoa, December 9.

VS. THE AMERICAN LEAGUE

2015 CAREER														
ERA	W	L	S	G	IP	ER	vs. TEAM	ERA	W	L	S	G	IP	ER
1.80	1	0	0	2	15.0	3	Baltimore	1.80	1	0	0	2	15.0	3
—	0	0	0	0.0	0	0	Boston	—	0	0	0	0	0.0	0
—	0	0	0	0.0	0	0	Chicago	—	0	0	0	0	0.0	0
3.38	0	1	0	2	13.1	5	Cleveland	3.38	0	1	0	2	13.1	5
—	0	0	0	0.0	0	0	Detroit	3.21	1	1	0	2	14.0	5
1.64	0	0	0	2	11.0	2	Houston	1.64	0	0	0	2	11.0	2
—	0	0	0	0.0	0	0	Kansas City	6.23	0	0	0	2	8.2	6
9.53	0	1	0	2	5.2	6	Los Angeles	9.53	0	1	0	2	5.2	6
0.00	0	0	0	1	2.0	0	Minnesota	3.00	0	0	0	2	3.0	1
—	0	0	0	0.0	0	0	New York	—	0	0	0	0	0.0	0
—	0	0	0	0.0	0	0	Oakland	1.50	0	0	0	1	6.0	1
4.67	0	2	0	4	17.1	9	Seattle	4.67	0	2	0	4	17.1	9
1.35	0	1	0	1	6.2	1	Tampa Bay	1.35	0	1	0	1	6.2	1
11.25	0	1	0	2	4.0	5	Texas	11.25	0	1	0	2	4.0	5
—	0	0	0	0.0	0	0	Toronto	—	0	0	0	0	0.0	0

VS. THE NATIONAL LEAGUE

2015 CAREER														
ERA	W	L	S	G	IP	ER	vs. TEAM	ERA	W	L	S	G	IP	ER
1.80	0	1	0	1	5.0	1	Colorado	1.80	0	1	0	1	5.0	1
3.00	0	1	0	1	6.0	2	San Francisco	3.00	0	1	0	1	6.0	2

MONTHLY BREAKDOWN

2014 CAREER														
ERA	W	L	S	G	IP	ER	by MONTH	ERA	W	L	S	G	IP	ER
1.42	0	0	0	2	6.1	1	April	1.42	0	0	0	2	6.1	1
6.23	0	0	0	3	4.1	3	May	6.23	0	0	0	3	4.1	3
1.80	0	1	0	1	5.0	1	June	1.80	0	1	0	1	5.0	1
3.24	0	3	0	4	25.0	9	July	3.24	0	3	0	4	25.0	9
2.48	1	2	0	5	32.2	9	August	3.23	1	3	0	6	39.0	14
12.15	0	2	0	2	6.2	9	September	5.10	1	2	0	7	30.0	17
3.00	0	0	0	1	6.0	2	October	3.00	0	0	0	1	6.0	2

PITCHING BREAKDOWN

2014 CAREER														
ERA	W	L	S	G	IP	ER	by CATEGORY	ERA	W	L	S	G	IP	ER
2.28	1	5	0	9	47.1	12	Home	2.92	1	6	0	12	64.2	21
5.12	0	3	0	9	38.2	22	Away	4.59	1	3	0	12	51.0	26
3.75	0	4	0	7	36.0	15	Day	3.95	0	4	0	8	41.0	18
3.42	1	4	0	11	50.0	19	Night	3.50	2	5	0	16	74.2	29
2.93	0	2	0	8	27.2	9	Pre-ASG	2.93	0	2	0	8	27.2	9
3.86	1	6	0	10	58.1	25	Post-ASG	3.89	2	7	0	16	88.0	38
3.58	1	8	0	13	75.1	30	Starter	3.63	2	9	0	18	104.0	42
3.38	0	0	0	5	10.2	4	Reliever	3.86	0	0	0	6	11.2	5

BASSITT'S 2015 STARTS

Date	Opponent	Score	Dec	ERA*	IP	H	R	ER	BB	SO	HR	#PIT
June 30	Colorado	1-2	L	2.87	5.0	5	1	1	0	3	0	84
July 5	Seattle	1-2	L	2.95	5.2	5	2	2	1	3	0	98
July 11	at Cleveland	5-4	—	2.93	6.1	7	2	2	1	3	0	98
July 25	at San Francisco	1-2	L	2.94	6.0	5	2	2	0	4	1	97
July 30	Cleveland	1-3	L	3.10	7.0	6	3	3	1	6	1	101
Aug. 4	Baltimore	5-0	W	2.64	7.0	5	0	0	2	7	0	104
Aug. 9	Houston	5-4	—	2.48	6.2	3	1	1	2	10	0	112
Aug. 15	at Baltimore	3-4	—	2.60	8.0	5	3	3	1	6	2	103
Aug. 21	Tampa Bay	1-2	L	2.48	6.2	6	1	1	2	3	0	96
Aug. 26	at Seattle	2-8	L	2.82	4.1	7	4	4	4	1	0	90
Sept. 24	Texas	1-8	L	3.07	3.0	6	3	3	1	3	0	73
Sept. 29	at Los Angeles (AL)	1-8	L	3.60	3.2	8	6	6	1	4	0	79
Oct. 4	at Seattle	2-3	—	3.56	6.0	5	2	2	5	3	0	96

*indicates overall ERA

BALLPARK BREAKDOWN

	ERA	W	L	S	G	IP	ER
Angel Stadium	14.73	0	1	0	1	3.2	6
AT&T Park	3.00	0	1	0	1	6.0	2
Camden Yards	3.38	0	0	0	1	8.0	3
Comerica Park	0.00	1	0	0	1	7.2	0
Globe Life Arlington	18.00	0	0	0	1	1.0	2
Kauffman Stadium	7.36	0	0	0	1	3.2	3
O.co Coliseum	2.28	1	5	0	9	47.1	12
Progressive Field	2.84	0	0	0	1	6.1	2
Safeco Field	5.40	0	1	0	3	11.2	7
Target Field	3.00	0	0	0	2	3.0	1
U.S. Cellular Field	4.67	0	1	0	3	17.1	9

FIELDING STATISTICS

Pitcher	Year	Pct.	G	PO	A	E	TC	DP
	2014	1.000	6	1	4	0	5	0
	2015	.933	18	5	9	1	15	1
	Totals	.950	24	6	13	1	20	1

BASSITT'S CAREER BESTS

Low Hit Complete Game: None
Innings Pitched: 8.0, August 15, 2015 at Baltimore.
 As reliever: 4.1, April 25, 2015 vs. Houston
Strikeouts: 10, August 9, 2015 vs. Houston. As reliever: 3 (twice), last: April 29, 2015 vs. Los Angeles (AL)
Pitches: 112, August 9, 2015 vs. Houston
Longest Winning Streak: 1 (twice), last: August 4, 2015
Longest Losing Streak: 4 (twice), last: August 21, 2015 to present
Longest Scoreless Streak: 18.0, July 30 to August 9, 2015

**CATCHER****Height/Weight:** 6-2 / 210**Bats/Throws:** Right / Right**Birthdate:** October 18, 1989**Opening Day Age:** 26**Birthplace/Resides:** Argyle, Texas / Argyle, Texas**Major League Service:** 34 days**Obtained:** Signed to a minor league contract, November 12, 2014**Contract Status:** First year of a one-year contract through 2016**NON-ROSTER INVITEE****CAREER HIGHLIGHTS**

Made his Major League debut with Oakland in 2015 in his eighth professional season...went 4-for-31 (.129) with a home run and three RBI in 11 games with the A's...had never played above Double-A before making his Triple-A debut with Nashville in July, 2015...is a .242 career hitter in eight seasons in the minors...has played in just 361 games due to six stints on the disabled list...130 of his 285 career hits (45.6%) are for extra bases (84 doubles, 12 triples, 34 home runs)...had two stints on the DL in both 2013 and 2014...played in just 58 games over his first three seasons from 2008 to 2010.

2015 HIGHLIGHTS

Began the season at Double-A Midland, made his Triple-A debut at Nashville in July and his Major League debut with Oakland in September...went 4-for-31 (.129) with a home run and three RBI in 11 games with the A's...struck out 18 times in 35 plate appearances...went 2-for-5 (.400) with runners in scoring position...made nine starts at catcher and committed four errors in 11 games overall behind the plate (.935 fielding percentage)...opponents were successful in all five of their stolen base attempts off him...was selected from Nashville Sept. 1 and made his Major League debut Sept. 6 against Seattle...caught the final two innings and walked in his first plate appearance...made his first start Sept. 9 against Houston and went 0-for-4...homed in the seventh inning Sept. 13 at Texas off Andrew Faulkner for his first Major League hit...with injuries to both Stephen Vogt and Josh Phegley, he made six consecutive starts at catcher from Sept. 18 to 24 before tearing the meniscus in his left knee...missed the remainder of the season and had arthroscopic surgery on the knee Sept. 30...Dr. Keith Meister performed a medial meniscectomy procedure in Arlington, Tex.

MINORS: Was hitting .272 with six home runs and 29 RBI in 55 games with Midland when he was promoted to Nashville July 1...went on to bat .221 with three home runs and eight RBI in 33 games with the Sounds...hit a combined .251 with nine home runs and 37 RBI in a career-high 88 games...added a career-high four triples...batted .274 (26-for-95) against left-handed pitching compared to .241 (46-for-191) against right-handers...walked 19 times against lefties for a .402 on-base percentage, 23 times against righties for a .319 on-base percentage...hit .310 with runners in scoring position at Midland, .065 with Nashville...had a .238 batting average leading off an inning with the Rockhounds, .370 with the Sounds...combined with both clubs to appear in 71 games at catcher and one at first base...tossed out 16-of-66 (24.2%) attempted base stealers...also hit .302 with three home runs and 10 RBI in 16 games at designated hitter...singled in his only pinch hitting appearance...hit in every spot in the order except first, third and fourth and saw his most action with 40 games batting eighth and 25 in the nine spot...walked a season-high three times and stole his only base of the season April 18 at Northwest Arkansas...had a season-high three hits April 26 against San Antonio (also May 10 against Frisco and May 27 against Tulsa...batted .225 with three RBI in 15 games in April...then hit .356 with 20 RBI in 22 games in May...added 14 walks for a .466 on-base percentage...hit safely in a season-high nine consecutive games from May 21 to 29 (13-for-32, .406)...the hitting streak lifted his average to .321 but he batted .188 over his final 18 games with the RockHounds...struck out a season-high four times May 22 at Corpus Christi...was named Texas League Batter of the Week for the week of May 25-31...went 7-for-20 (.350) with three doubles, two triples and 12 RBI in six games...drove in at least one run in each of his first five games of the week, including a season-high four May 26 against Tulsa...had two triples the next day against the Drillers...collected a season-high two doubles June 24 at Frisco...hit four of his six home runs with Midland in June...was named to the Texas League Midseason All-Star Team

and started for the South squad in the game on June 30 at Corpus Christi...went 0-for-1 with a walk and a run scored...was promoted to Nashville the next day...batted .303 over his first nine games but then hit .188 over his final 24 contests...including .183 in 18 games in August.

CAREER

2014—Began the season at Single-A Salem and hit .261 with nine home runs and 41 RBI in 67 games before making his Double-A debut with Portland in August...batted .288 with two home runs and eight RBI in 17 games with the Sea Dogs and hit a combined .266 in 84 games overall...added 58 walks for a .387 on-base percentage...had career highs in at bats (297), runs (51), hits (79), doubles (25), home runs (11), RBI (49), walks, strikeouts (107) and extra base hits (39)...batted .270 against right-handed pitching compared to .250...hit .154 with runners in scoring position and two outs...had a .298 batting average and 10 of his 11 home runs on the road...hit a combined .233 in his home ballparks...batted .361 in the first inning and .344 in the ninth inning or later...five of his 11 home runs came in the eighth inning or later...appeared exclusively at catcher on defense and committed nine errors in 66 games (.984 fielding percentage)...tossed out 27-of-84 (32.1%) attempted base stealers...also hit .180 in 18 games at designated hitter...hit in every spot in the order from third through sixth, including 30 games batting fifth, 26 batting fourth and 15 each in the three and six spots...had a .330 batting average when hitting clean-up...had a 0-for-21 streak from April 6 to 13...hit .200 over a 21-game stretch from April 16 to June 1 but each of his 15 hits over that span were for extra bases (11 doubles, four home runs)...finished April with a .156 batting average but eight of his 10 hits in the month were for extra bases (four doubles, one triple, three home runs)...went 2-for-3 with a grand slam and a season-high six RBI May 8 against Carolina...reached base safely in 28 consecutive games from May 20 to July 18, which was the second longest streak in the Carolina League in 2014...batted .394 with a .500 on-base percentage during the streak...drove in a run in eight consecutive games from May 20 to June 12 (16 RBI total)...was batting .167 with four home runs and 20 RBI in 29 games when he was placed on the disabled list May 22 with a sprained left foot...was reinstated May 31 and had a season-high five RBI in his first game back June 1 at Potomac...collected four of his five three-hit games over a seven-game stretch from June 7 to 15...batted .471 with three home runs and 16 RBI in 14 games in June before going on the DL for a second time June 24 with a sprained left knee...was reinstated July 1 and hit .247 with two home runs and five RBI over his final 24 games with Salem...hit safely in each of his final four contests with the Red Sox and each of his first six with Portland following an Aug. 5 promotion...had a season-high 10-game hitting streak overall (10-for-34, .294)...hit .278 (5-for-18) with a home run, two RBI and two walks in five postseason games for Portland.

2013—Batted .250 with four home runs and 13 RBI in 41 games with Single-A Salem...also went 2-for-8 (.250) during a three-game rehab assignment with Short Season Single-A Lowell...missed nearly two months of the season due to two stints on the disabled list...hit .269 with all four of his home runs and 12 of his 14 RBI against right-handed pitching compared to .179 against left-handers...slugged .500 against righties, .250 against lefties...batted .344 with a .475 on-base percentage when leading off an inning...had a .381 batting average in the ninth inning or later...appeared in 31 games at catcher and committed just one error in 215 total chances for a .995 fielding percentage...tossed out 14-of-33 (42.4%) attempted base stealers...hit in every spot in the order except first through third and saw his most playing time with 16 games batting eighth...went 2-for-11 (.182) over his first five games before going on the disabled list April 15 with a left hand laceration...was reinstated April 22 and hit .379 over his first 11 games following his return...was batting .297 when he went on the disabled for a second time June 13 with a right hand contusion...was sent to Lowell for a three-game rehab assignment July 19...was reinstated from the DL July 24 and hit .200 with two home runs and six RBI over his final 16 games.

2012—Spent the entire season at Single-A Salem where he batted .206 with three home runs and 24 RBI in 51 games...also had two stints with Triple-A Pawtucket from May 19 to 20 and Aug. 1 to 2 but did not appear in a game...hit .290 against left-handed pitching compared to .187 with all three of his home runs against right-handers...batted .298 in April and May, .157 from June 1 through the end of the season...appeared exclusively at catcher on defense (36 games)...tossed out 10-of-48 (20.8%) attempted base stealers...recorded his first career triple April 18 against Lynchburg...stole the first base of his career May 12 at Myrtle Beach...batted .306 in May...hit his first home run July 1 and clubbed all three of his home runs over his final 23 games...had a season-best six-game hitting streak from Aug. 9 to 17 (7-for-18, .389).

2011—Batted .190 with three home runs and nine RBI in 33 games with Single-A Greenville...missed over a month of the season with a fractured left hamate bone...went 3-for-13 (.231) on a three-game rehab assignment with Lowell and combined for a .195 batting average overall...committed one error in 34 games behind the plate for a .996 fielding percentage...tossed out 9-of-43 (20.9%) attempted base stealers...was batting .212 with no RBI in 10 games when he was placed on the disabled list May 9...began a rehab assignment with Lowell June 17 and was reinstated from the DL June 23...drove in all nine of his runs over a 12-game stretch from June 27 to Aug. 7...hit all three of his home runs over an eight-game stretch from July 17 to Aug. 7.

2010—Began the season in extended spring training for the second consecutive season and joined Single-A Lowell of the New York-Penn League when their season opened in June...went 0-for-2 June 18 at Vermont and then went on the disabled list June 22...had surgery on his left thumb...was sent to the Red Sox affiliate in the Gulf Coast League Aug. 4 for a rehab assignment and hit .269 with a home run and three RBI in eight games...was reinstated from the DL Aug. 20 and went 2-for-10 (.200) in three games with Lowell...had a .237 batting average with a home run and four RBI in 12 games overall...tossed out 1-of-8 (12.5%) attempted base stealers.

2009—Started the year in extended spring training...hit .210 with two home runs and 20 RBI in 39 games with the Red Sox affiliate in the Gulf Coast Rookie League...was promoted to Short-Season Single-A Lowell Sept. 1 and went 1-for-2 with a walk in one game...combined for a .214 batting average overall...led the GCL in sacrifice flies (7)...hit .229 against right-handed pitching, .117 against left-handers...batted .353 with a .405 on-base percentage when leading off an inning...appeared in 21 games at catcher and 11 at third base...tossed out 6-of-37 (16.2%) attempted base stealers.

2008—Signed with Boston Aug. 15 and made his professional debut with the Gulf Coast League Red Sox...went 9-for-22 (.409) with a home run and nine RBI in six games...appeared exclusively at third base on defense (six games)...went 2-for-4 with a grand slam and five RBI in his professional debut in the first game of an Aug. 24 doubleheader at the Reds...hit safely in all six games.

PERSONAL/MISCELLANEOUS

Carson Blair was originally signed by Red Sox scout Jim Robinson...hit .384 as a senior at Liberty Christian (TX) School in 2008.

LIFETIME PLAYING RECORD

Year	Club	AVG.	G	AB	R	H	2B	3B	HR	RBI	SH	SF	HP	BB	SO	SB	CS	SLG	OBP	E
2008	GCL Red Sox	.409	6	22	2	9	1	0	1	9	0	1	0	0	5	0	0	.591	.391	1
2009	GCL Red Sox	.210	39	124	15	26	8	0	2	20	0	7	0	16	46	0	1	.323	.286	5
	Lowell	.500	1	2	0	1	1	0	0	0	0	0	0	1	1	0	0	1.000	.667	1
2010	Lowell	.167	4	12	0	2	0	0	0	1	0	0	0	1	5	0	0	.167	.231	0
	GCL Red Sox	.269	8	26	7	7	1	0	1	3	0	0	0	4	10	0	0	.423	.367	1
2011	Greenville	.190	33	100	12	19	8	0	3	9	0	1	0	14	40	0	0	.360	.287	1
	Lowell	.231	3	13	1	3	1	0	0	0	0	0	0	6	0	0	0	.308	.231	0
2012	Salem	.206	51	165	25	34	11	3	3	24	0	3	2	21	48	2	3	.364	.298	4
2013	Salem	.250	41	124	21	31	9	2	4	13	0	0	1	23	39	2	1	.452	.372	1
	Lowell	.250	3	8	1	2	1	0	0	1	0	1	0	4	2	0	0	.375	.462	0
2014	Salem	.261	67	238	40	62	19	2	9	41	0	3	2	48	88	0	0	.471	.385	9
	Portland	.288	17	59	11	17	6	1	2	8	0	1	1	10	19	0	0	.525	.394	0
2015	Midland	.272	55	173	24	47	15	4	6	29	0	1	1	33	62	1	0	.509	.389	5
	Nashville	.221	33	113	9	25	3	0	3	8	1	2	1	9	34	0	0	.327	.280	4
	OAKLAND	.129	11	31	3	4	0	0	1	3	0	0	0	4	18	0	0	.226	.229	4
ML Totals		.129	11	31	3	4	0	0	1	3	0	0	0	4	18	0	0	.226	.229	4
Minor League Totals		.242	361	1179	168	285	84	12	34	166	1	20	8	184	405	5	5	.420	.343	32

CAREER TRANSACTIONS

2008 — Selected by the Boston Red Sox organization in the 35th round of the First-Year Player Draft. **2014** — Elected free agency, November 3; signed by the Oakland Athletics to a minor league contract, November 12. **2015** — Elected free agency, November 6; re-signed by the Oakland Athletics to a minor league contract, November 12.

VS. THE AMERICAN LEAGUE

2015		CAREER								
AVG.	AB	H	HR	RBI	vs. TEAM	AVG.	AB	H	HR	RBI
.000	5	0	0	0	Chicago	.000	5	0	0	0
.133	15	2	0	1	Houston	.133	15	2	0	1
.182	11	2	1	2	Texas	.182	11	2	1	2

MONTHLY BREAKDOWN

2015		CAREER								
AVG.	AB	H	HR	RBI	by MONTH	AVG.	AB	H	HR	RBI
.129	31	4	1	3	September	.129	31	4	1	3

BATTING BREAKDOWN

2015		CAREER								
AVG.	AB	H	HR	RBI	by CATEGORY	AVG.	AB	H	HR	RBI
.083	12	1	0	1	Home	.083	12	1	0	1
.158	19	3	1	2	Away	.158	19	3	1	2
.111	9	1	1	1	Day	.111	9	1	1	1
.136	22	3	0	2	Night	.136	22	3	0	2
—	0	0	0	0	Pre-ASG	—	0	0	0	0
.129	31	4	1	3	Post-ASG	.129	31	4	1	3
.091	11	1	1	1	vs. LHP	.091	11	1	1	1
.150	20	3	0	2	vs. RHP	.150	20	3	0	2
.400	5	2	0	2	RISP	.400	5	2	0	2
.000	1	0	0	0	Bases Loaded	.000	1	0	0	0
—	0	0	0	0	Pinch Hitter	—	0	0	0	0
—	0	0	0	0	Designated Hitter	—	0	0	0	0

BALLPARK BREAKDOWN

	AVG.	AB	H	HR	RBI
Globe Life Arlington	.333	3	1	1	1
Minute Maid Park	.182	11	2	0	1
O.co Coliseum	.083	12	1	0	1
U.S. Cellular Field	.000	5	0	0	0

FIELDING STATISTICS

Catcher											
YEAR	PCT.	G	PO	A	E	TC	DP	PB			
2015	.935	11	57	1	4	62	0	0			
Totals	.935	11	57	1	4	62	0	0			

BLAIR'S CAREER BESTS

Hits: 1 (four times), last: September 23, 2015 vs. Texas
Home Runs: 1, September 13, 2015 at Texas
Runs Batted In: 1 (three times), last: September 23, 2015 vs. Texas
Stolen Bases: None
Hitting Streak: 2, September 18-19, 2015
Hitless Streak (At Bats): 6 (twice), last: September 19-22, 2015
Game Ending RBI: None
Grand Slams: None
Pinch-Hit Home Runs: None
Inside-The-Park Home Runs: None
Lead Off Home Runs: None.

RECENT NON-ROSTER INVITEES TO PLAY FOR OAKLAND

2015: Carson Blair, Jason Pridie, Pat Venditte, Barry Zito
2014: None
2013: Luke Montz
2012: Jim Miller, Brandon Moss, Evan Scribner
2011: Andy LaRoche, Jai Miller
2010: Cedrick Bowers
2009: Kevin Cameron, Matt Carson
2008: Brooks Conrad, Kirk Saarloos, Mike Sweeney
2007: J.J. Furmaniak, Erasmo Ramirez
2006: Doug Clark, Randy Keisler
2005: Hiram Bocachica, Jermaine Clark, Britt Reames
2004: Ramon Castro
2003: Mike Edwards, David McCarty, Adam Melhuse
2002: Jose Flores, Larry Sutton
2001: Andy Abad, Erik Hiljusz, Robin Jennings, Tom Wilson

2000: Jon Ratliff, Rich Sauveur, Jeff Tam
1999: John Jaha, Kevin Jarvis
1998: Jim Dougherty, Gil Heredia, Kevin Mitchell, Jack Voigt
1997: Patrick Lennon, Richie Lewis, Dave Magadan, Mike Oquist
1996: Rafael Bourignal, Paul Fletcher, Buddy Groom, Torey Lovullo, Matt Stairs, Dave Telgheder
1994: Geronimo Berroa, Steve Ontiveros, Ed Vosberg
1993: Dale Sveum, Curt Young
1992: Rich Gossage, Mike Kingery, Jeff Parrett
1991: Brad Komminsk

Note: List only includes players not with the A's organization the previous year

**RIGHT-HANDED PITCHER****Height/Weight:** 6-0 / 226**Bats/Throws:** Right / Right**Birthdate:** August 26, 1987**Opening Day Age:** 28**Birthplace/Resides:** Wichita Falls, Texas / Wichita Falls, Texas**Major League Service:** 1 year, 41 days**Obtained:** Signed to a minor league contract, July 7, 2015**Contract Status:** First year of a one-year contract through 2016**NON-ROSTER INVITEE****CAREER HIGHLIGHTS**

Was originally drafted by Los Angeles (AL) in 2007 and made his Major League debut with the Angels in 2013, compiling a 2.00 ERA in seven relief appearances...missed the entire 2014 season following "Tommy John" surgery and signed a minor league deal with the A's July 7, 2015...is 32-30 with 64 saves and a 4.25 ERA in 268 career minor league appearances, including 38 starts...tossed a no-hitter with Double-A Arkansas on April 29, 2010 against Tulsa...earned Midseason All-Star honors in the Midwest League in 2008 and the Texas League in 2011...pitched in the Arizona Fall League in 2010.

2015 HIGHLIGHTS

Was signed by the A's to a minor league contract July 7 after missing the 2014 season following June 10, 2014 "Tommy John" surgery...was placed on the disabled list at Single-A Stockton after signing and began his rehab assignment with the A's affiliate in the Arizona Rookie League Aug. 14...went 1-1 with a 3.60 ERA in four games, including one start, before he was reinstated from the DL and transferred to Triple-A Nashville Sept. 1...did not allow a run in two appearances with the Sounds (2.0 ip) and combined for a 2.57 ERA in six games overall...struck out seven and walked just one in 7.0 innings...allowed a .192 opponents batting average, including .143 (2-for-14) against right-handed hitters compared to .250 (3-for-12) against left-handers...started against the Angels in his first rehab appearance Aug. 14 (1.0 ip, 1 so)...it was his first professional appearance since Sept. 27, 2013 with Los Angeles-AL (0.1 ip, 1 bb)...allowed his only two runs Aug. 23 at the Reds when he tossed a season-high 1.2 innings and took the loss...tossed a scoreless inning and retired the side in order in each of his two outings with Nashville: Sept. 3 against Round Rock and Sept. 7 at Omaha.

CAREER

2014—Missed the entire season after undergoing "Tommy John" surgery on his right elbow June 10...was placed on the 15-day disabled list March 21 with a strained right forearm and was transferred to the 60-day DL April 16...was reinstated from the DL and outrighted to Triple-A Salt Lake Oct. 27 and elected free agency Nov. 3.

2013—Started season with Triple-A Salt Lake and made 10 appearances for the Bees in April before his promotion to the Majors on May 1...made his Major League debut for Angels May 2 against Baltimore and allowed two runs on two hits in one inning of work...pitched a scoreless inning May 5 before being optioned back to Salt Lake the following day...was recalled by the Angels May 16 but did not appear in a game for the Halos during second stint with the club and was optioned to Triple-A May 21...pitched the remainder of the Triple-A season for the Bees and registered a 5-2 overall record with 10 saves and a 4.13 ERA in 38 regular season games for Salt Lake...was on the disabled list from July 21 to Aug. 20 with a strained right oblique muscle...recalled from Triple-A Salt Lake Sept. 1 for his third stint with Angels...did not allow an earned run in five September appearances (7.0 ip) for the Halos...his only earned runs allowed in the big leagues came in his ML debut...across seven total relief outings for the Angels, went 0-0 with a 2.00 ERA, seven strikeouts and four walks and 9.0 innings.

2012—Spent his first full season with Triple-A Salt Lake and went 7-3 with 13 saves and a 4.37 ERA in a career-high 55 relief appearances...matched his career best in wins...surrendered just one home run in 59.2 innings...tied for the Pacific Coast League lead in games finished (48) and tied for fourth in games...topped the Bees in appearances, games finished and saves and led Salt Lake relievers in wins...

allowed a .286 opponents batting average, including .285 against right-handed hitters and .287 against left-handers...yielded a .171 average with runners in scoring position and two outs...converted 13-of-14 (92.9%) save opportunities...pitched for Hermosillo in the Mexican Pacific Winter League following the season and was 1-0 with 12 saves and a 2.45 ERA in 24 games...tied for third in the league in saves.

2011—Began the season at Double-A Arkansas and was 0-1 with 16 saves and a 0.71 ERA in 25 relief appearances when he was promoted to Triple-A Salt Lake July 4...went 2-1 with three saves and 5.00 ERA in 25 games with the Bees...combined for a 2.92 ERA in 50 relief appearances overall...led all Angels minor leaguers with 19 saves...was named to the Texas League Midseason All-Star team...allowed just three home runs in 52.1 innings...opponents hit .229, including .203 by left-handers and .200 with runners in scoring position...converted 19-of-22 (86.4%) save opportunities...allowed 3-of-20 (15.0%) inherited runners to score...did not allow an earned run over a 15-game stretch from April 17 to June 12 (16.0 ip)...logged a 1.78 ERA over his final 23 appearances with Salt Lake.

2010—Spent the entire season at Double-A Arkansas and was 7-12 with a 5.07 ERA in 28 games, including a career-high 23 starts...also had career highs in wins, strikeouts (94) and innings pitched (142.0)...finished second in the Texas League with a .242 opponents batting average...held right-handed hitters to .211 batting average...opponents hit .203 with runners in scoring position...tossed a no-hitter April 29 against Tulsa...walked two and struck out three in the Travelers 4-0 win...earned Texas League Pitcher of the Week honors for his effort...pitched for Mesa in the Arizona Fall League following the season and had no decisions and a 3.95 ERA in 10 games, including one start.

2009—Went 5-4 with a 5.23 ERA in 27 games, including 14 starts, with Single-A Rancho Cucamonga and 2-1 with two saves and a 5.56 ERA in eight relief appearances with Double-A Arkansas...combined for a 5.27 ERA in 35 games overall...had a career-high 99 strikeouts...started the season at Single-A but spent one month at Double-A from April 18 to May 18...went 1-0 with a 2.08 ERA in two postseason starts for the Quakes...struck out 14 and walked just two in 13.0 innings.

2008—Missed nearly three months of the season with an abdominal strain...was on the disabled list from June 8 to Aug. 26...pitched for three different teams in the Angels farm system and was a combined 2-3 with 11 saves and a 1.98 ERA in 30 relief appearances...started the year at Single-A Cedar Rapids and did not allow an earned run in 14 of his first 15 appearances (0.93 ERA)...was selected to the Midwest League Midseason All-Star team...made four rehab appearances with the Angels affiliate in the Arizona Rookie League and was transferred to Single-A Rancho Cucamonga after returning from the DL Aug. 27.

2007—Began his professional career with Rookie Orem and was 1-2 with nine saves and a 2.08 ERA in 26 relief appearances...led the Pioneer League with 22 games finished and ranked second in saves and games pitched...had a .212 opponents batting average, including .164 against right-handed hitters...did not allow a run in his first seven professional appearances (8.2 ip)...had a save and a 4.50 ERA in two postseason appearances for the Owlz.

PERSONAL/MISCELLANEOUS

Ryan David Brasier was originally signed by Angels scout Arnold Brathwaite...graduated from Wichita Falls Rider HS (TX)...attended Weatherford Community College (TX).

LIFETIME PITCHING RECORD

Year	Club	W	L	ERA	G	GS	CG	SHO	SV	IP	H	R	ER	HR	HB	BB	IBB	SO	WP	BK
2007	Orem	1	2	2.08	26	0	0	0	9	30.1	22	9	7	2	5	7	1	26	1	1
2008	Cedar Rapids	1	3	1.59	23	0	0	0	9	28.1	22	8	5	0	1	14	0	24	2	0
	AZL Angels	1	0	3.86	4	0	0	0	1	4.2	3	2	2	0	0	1	0	2	1	0
2009	Rancho Cucamonga	0	0	2.70	3	0	0	0	1	3.1	3	1	1	0	0	2	0	0	0	0
	Rancho Cucamonga	5	4	5.23	27	14	0	0	0	98.0	103	63	57	17	1	32	0	93	8	1
2010	Arkansas	2	1	5.56	8	0	0	0	2	11.1	13	8	7	1	0	7	1	6	2	1
	Arkansas	7	12	5.07	28	23	1	1	0	142.0	127	89	80	28	4	68	3	94	11	1
2011	Arkansas	0	1	0.71	25	0	0	0	16	25.1	18	3	2	1	0	14	0	26	3	0
	Salt Lake	2	1	5.00	25	0	0	0	3	27.0	26	16	15	2	0	9	0	26	1	0
2012	Salt Lake	7	3	4.37	55	0	0	0	13	59.2	66	30	29	1	1	24	0	54	2	0
	Salt Lake	5	2	4.13	38	0	0	0	10	56.2	69	31	26	6	0	16	1	57	3	0
2013	LOS ANGELES (AL)	0	0	2.00	7	0	0	0	0	9.0	7	2	2	1	0	4	0	7	0	0
	LOS ANGELES (AL)	(Injured — Did not pitch)																		
2014	AZL Athletics	1	1	3.60	4	1	0	0	0	5.0	5	2	2	0	0	1	0	4	1	0
	Nashville	0	0	0.00	2	0	0	0	0	2.0	0	0	0	0	0	0	0	3	0	0
ML Totals		0	0	2.00	7	0	0	0	0	9.0	7	2	2	1	0	4	0	7	0	0
Minor League Totals		32	30	4.25	268	38	1	1	64	493.2	477	262	233	58	12	195	6	415	35	4

CAREER TRANSACTIONS

2007 — Selected by the Los Angeles Angels organization in the sixth round of the First-Year Player Draft. **2014** — On the disabled list, March 21 to October 26. Elected free agency, November 3. **2015** — Signed by the Oakland Athletics to a minor league contract, July 7.

VS. THE AMERICAN LEAGUE

2015	CAREER													
ERA	W	L	S	G	IP	ER	vs. TEAM	ERA	W	L	S	G	IP	ER
—	0	0	0	0	0.0	0	Baltimore	9.00	0	0	0	2	2.0	2
—	0	0	0	0	0.0	0	Houston	0.00	0	0	0	1	2.0	0
—	0	0	0	0	0.0	0	Oakland	0.00	0	0	0	1	0.2	0
—	0	0	0	0	0.0	0	Tampa Bay	0.00	0	0	0	1	2.0	0
—	0	0	0	0	0.0	0	Texas	0.00	0	0	0	1	0.1	0
—	0	0	0	0	0.0	0	Toronto	0.00	0	0	0	1	2.0	0

BALLPARK BREAKDOWN

	ERA	W	L	S	G	IP	ER
Angel Stadium	3.86	0	0	0	0	4	4.2
Globe Life Park	0.00	0	0	0	0	1	0.1
Minute Maid Park	0.00	0	0	0	0	1	2.0
Rogers Centre	0.00	0	0	0	0	1	2.0

FIELDING STATISTICS

Pitcher							
Year	Pct.	G	PO	A	E	TC	DP
2013	1,000	7	0	1	0	1	0
Totals	1,000	7	0	1	0	1	0

MONTHLY BREAKDOWN

2015	CAREER													
ERA	W	L	S	G	IP	ER	by MONTH	ERA	W	L	S	G	IP	ER
—	0	0	0	0	0.0	0	May	9.00	0	0	0	2	2.0	2
—	0	0	0	0	0.0	0	September	0.00	0	0	0	5	7.0	0

PITCHING BREAKDOWN

2015	CAREER													
ERA	W	L	S	G	IP	ER	by CATEGORY	ERA	W	L	S	G	IP	ER
—	0	0	0	0	0.0	0	Home	3.86	0	0	0	4	4.2	2
—	0	0	0	0	0.0	0	Away	0.00	0	0	0	3	4.1	0
—	0	0	0	0	0.0	0	Day	0.00	0	0	0	1	1.0	0
—	0	0	0	0	0.0	0	Night	2.25	0	0	0	6	8.0	2
—	0	0	0	0	0.0	0	Pre-ASG	9.00	0	0	0	2	2.0	2
—	0	0	0	0	0.0	0	Post-ASG	.00	0	0	0	5	7.0	5
—	0	0	0	0	0.0	0	Starter	—	0	0	0	0	0.0	0
—	0	0	0	0	0.0	0	Reliever	2.00	0	0	0	7	9.0	2

BRASIER'S CAREER BESTS

Low Hit Complete Game: None
Innings Pitched: 2.0 (three times), last: September 13, 2013 at Houston
Strikeouts: 2 (twice), last: September 13, 2013 at Houston
Pitches: 24 September 2, 2013 vs. Tampa Bay
Longest Winning Streak: None
Longest Losing Streak: None
Longest Scoreless Streak: 8.0, May 5, 2013 to present



RIGHT-HANDED PITCHER

Height/Weight: 6-4 / 225

Bats/Throws: Right / Right

Birthdate: April 27, 1990

Opening Day Age: 25

Birthplace/Resides: Montclair, California / San Bernardino, California

Major League Service: 70 days

Obtained: Acquired from the Kansas City Royals with Sean Manaea for Ben Zobrist and cash, July 28, 2015

Contract Status: First year of a one-year contract through 2016

CAREER HIGHLIGHTS

Was acquired by Oakland from Kansas City in the Ben Zobrist trade prior to the trading deadline in 2015...went 3-4 with a 6.71 ERA in 11 games, including nine starts, with the A's after going 0-1 with a 20.57 ERA in four games, one start, in two seasons with the Royals...has a 8.38 ERA in 15 career appearances...is also 43-32 with a 4.18 ERA (302 er in 651.0 ip) in 113 games, including 108 starts, in five seasons in the minors...has walked just 102 batters, an average of 1.41 per nine innings...was named Pitcher of the Year at Triple-A Omaha in 2014 and also earned Pacific Coast League Postseason MVP honors after tossing a two-hit shutout to clinch the PCL title...earned Northwest Arkansas Pitcher of the Year honors in 2013 and was a Pioneer League All-Star in 2011.

2015 HIGHLIGHTS

Began the season in the Kansas City organization and went 0-0 with a 6.23 ERA in two relief appearances over four stints with the Royals...was traded to the A's with minor league pitcher Sean Manaea on July 28 for Ben Zobrist and cash considerations and went 3-4 with a 6.71 ERA in 11 games, including nine starts, with the A's...combined for a 6.67 ERA in 13 games overall...his ERA was fourth highest in the American League among pitchers with 50 or more innings...yielded nine home runs in 55.1 innings, an average of 1.46 per nine innings...allowed a .322 opponents batting average and .520 slugging percentage...the batting average included a mark of .292 (31-for-106) against left-handed hitters compared to .347 (42-for-121) against right-handers...opponents hit .350 with runners in scoring position...had a .423 opponents batting average with no outs, .273 with one out and .219 with two outs...was 3-4 with a 6.33 ERA and .309 opponents batting average in his nine starting assignments...had a 9.00 ERA and .394 opponents average in four relief appearances...issued 13 of his 14 walks and allowed eight of his nine home runs as a starter...received 37 runs of support in his starting assignments for a run support average of 6.89...allowed 1-of-2 inherited runners to score and first batters faced were 1-for-4 with a home run...held the opponents number five hitter to a .154 batting average but the two hitter batted .444 and the three hitter hit .417...had four starts with seven or more innings and three runs or fewer...had three starts with four innings or fewer and five runs or more...walked two batters or fewer in each of his nine starts...the A's were 4-5 (.444) in his starting assignments.

MAJORS: Was recalled for the first time April 26 as the 26th man but did not pitch...recalled for his second stint May 12 and made one appearance on May 15 against New York (AL), retiring the side in order in the ninth inning of the Royals 12-1 win (1.0 ip, 1 so)...was optioned following the game...recalled for a third time June 20 and pitched the next day against Boston (3.1 ip, 6 h, 3 r, 3 er, 2 so)...was optioned back to Triple-A Omaha after the game...was recalled July 7 as the 26th man and stayed one more day without pitching before he was optioned to Omaha for the final time July 8...was traded to the A's July 28 and was assigned to Triple-A Nashville...did not appear in a game with the Sounds before he was promoted to Oakland Aug. 1...earned his first Major League win in his A's debut, a start on Aug. 1 against Cleveland...allowed just one run in a career-high 7.1 innings in the A's 5-1 win...struck out a career-high seven batters in his second start Aug. 6 against Houston...allowed a run in 7.0 innings in that outing to become the fourth pitcher in Oakland history to toss at least seven innings while allowing one run or fewer in each of his first two games with the A's (Darling, 1991; Appier, 1999; Harden, 2003)...had a 2.41 ERA over his first four games but then yielded a career-high eight runs in 1.2 innings in his third start with the A's, a 10-3 loss at Toronto Aug. 12...pitched in relief two days later at Baltimore, allowing a walk-off home run to Machado in the bottom of the 13th inning, and was optioned to Nashville the next day...returned to Oakland Aug. 29 and allowed two runs in 6.0 innings in a no decision that

day at Arizona...then went 1-2 with a 12.41 ERA over his next three starts...the win came on Sept. 15 at Chicago (AL) when he allowed six runs on a career-high 10 hits in 6.0 innings in the A's 17-6 win... finished the season by going 1-1 with a 4.32 ERA over his final three games, including two starts.

MINORS: Went 6-5 with a 3.71 ERA in 18 games, including 17 starts, with Triple-A Omaha and 1-0 with a 2.25 ERA in two starts with Triple-A Nashville...combined for a 7-5 record and a 3.56 ERA in 20 games, 19 starts, overall...issued just 21 walks in 118.2 innings, an average of 1.59 walks per nine innings...allowed a .275 opponents batting average, including .254 (54-for-213) against left-handed hitters compared to .294 (73-for-248) against right-handers...surrendered seven of his 10 home runs to righties...seven were solo shots...yielded five home runs in his first four games and 20.1 innings and five home runs over his final 16 games and 98.1 innings...his teams were 13-6 (.684) in his starting assignments...allowed a season-high 10 hits in 5.0 innings in his first start of the season April 9 at New Orleans...made his lone relief appearance in his second outing, April 15 at Memphis...was 0-2 with a 4.70 ERA over his first three games before his promotion to Kansas City April 26...returned the next day and went 4-1 with a 2.95 ERA over his next seven starts...struck out a season-high nine batters in 6.0 innings May 8 against Oklahoma City...was sent to Kansas City for the second time May 12 and was optioned back to Omaha May 15...allowed a season-high four runs (first of four times) May 21 against Reno but picked up the win in a 9-6 Storm Chasers win...matched his season high with nine strikeouts May 31 at Albuquerque...matched his season high by allowing 10 hits in 7.0 innings in a no decision against Iowa, June 16...was promoted to Kansas City a third time June 20 and joined the Royals for his fourth stint July 7...tossed his lone complete game of the season in his first start following his return on July 11 against Iowa...fired a seven-hitter in a 3-2 seven-inning loss in the second game of a double-header...picked up the win in his final start with Omaha July 26 against Colorado Springs...at the time of the July 28 trade to the A's, he ranked fourth in the Pacific Coast League in strikeouts (92) and tied for eighth in innings pitched (106.2)...made two starts with Nashville on Aug. 18 against El Paso and Aug. 23 at Reno and did not walk a batter in either start...picked up the win in the latter contest, allowing a run on three hits in seven innings.

CAREER

2014—Had two stints with the Royals, but pitched a majority of the season at Triple-A Omaha...made his Major League debut May 3, allowing six runs in 2.0 innings of relief against Detroit...he also made his first ML start May 31 at Toronto, surrendering seven runs in two-thirds of an inning...compiled a 43.88 ERA and .667 opponents batting average in his two appearances...tabbed Omaha Pitcher of the Year after going 12-3 with a 3.88 ERA in 25 games, including 23 starts...tied for second in the Pacific Coast League in victories and ranked seventh in ERA...allowed a .278 opponents batting average, including .273 against left-handed hitters and .282 against right-handers...went 4-0 with a 2.13 ERA over five starts in May...posted a 5-0 record and a 3.66 ERA over his final six starts of the year...tossed a two-hit shutout in the Pacific Coast League Championship-clinching game, defeating Reno, 4-0... named PCL Postseason MVP, going 3-0 with an 0.75 ERA with three walks and 24 strikeouts in three playoff starts.

2013—Combined for a 9-10 record and a 4.28 ERA in 26 games, all starts, with Single-A Wilmington and Double-A Northwest Arkansas...allowed a .274 opponents batting average, including .248 against right-handed hitters compared to .301 against left-handers...was named the Naturals Pitcher of the Year after being promoted to Double-A on June 1...tossed one of only six nine-inning shutouts in the Texas League, blanking Arkansas (7-0) on July 24...was named TL Pitcher of the Week on July 29...allowed just 11 walks in 103.2 innings with the Naturals (0.95 per nine innings), which was the fewest in the Texas League among hurlers that recorded at least 100.0 innings.

2012—Went 9-12 with a 4.98 ERA and .304 opponents batting average in 27 starts with Single-A Kane County...ranked fourth in the Midwest League in innings pitched (153.2) and fifth in strikeouts (120)... went 5-0 with a 1.75 ERA in five starts in July...compiled a 6-5 record and a 3.30 ERA in 12 starts at home compared to 3-7 with a 6.53 ERA in 15 starts on the road.

2011—Earned Pioneer League All-Star honors in his professional debut...was 6-2 with a 3.84 ERA in 15 games, 13 starts, with Idaho Falls...finished second in the league in ERA and innings, tied for fourth in wins and tied for eighth in strikeouts.

PERSONAL/MISCELLANEOUS

Aaron Lee Brooks was originally signed by Royals scout Scott Groot...graduated from Cajon High School in San Bernardino in 2008...set school records in home runs and career wins...attended Cal State, San Bernardino...named California College Athletic Association Freshman of the Year in 2009... posted a 2.74 ERA as a junior and finished third in the nation in walks per nine innings...set school's career record for innings pitched.

LIFETIME PITCHING RECORD

Year	Club	W	L	ERA	G	GS	CG	SHO	SV	IP	H	R	ER	HR	HB	BB	IBB	SO	WP	BK
2011	Idaho Falls	6	2	3.84	15	13	0	0	0	79.2	89	42	34	7	3	8	0	73	5	0
2012	Kane County	9	12	4.98	27	27	1	0	0	153.2	191	99	85	18	4	26	0	120	9	0
2013	Wilmington	2	3	4.47	10	10	0	0	0	56.1	60	28	28	4	0	11	0	43	3	0
	NW Arkansas	7	7	4.17	16	16	1	1	0	103.2	113	51	48	13	3	11	0	67	2	0
2014	Omaha	12	3	3.88	25	23	1	0	1	139.0	151	67	60	14	1	25	2	97	5	1
	KANSAS CITY	0	1	43.88	2	1	0	0	0	2.2	12	13	13	1	2	3	0	2	0	0
2015	Omaha	6	5	3.71	18	17	1	0	0	106.2	118	46	44	9	1	21	1	92	1	0
	KANSAS CITY	0	0	6.23	2	0	0	0	0	4.1	6	3	3	0	0	0	0	3	0	0
	OAKLAND	3	4	6.71	11	9	0	0	0	51.0	67	38	38	9	4	14	0	35	0	0
	Nashville	1	0	2.25	2	2	0	0	0	12.0	9	3	3	1	0	0	0	11	0	0
ML Totals		3	5	8.38	15	10	0	0	0	58.0	85	54	54	10	6	17	0	40	0	0

CAREER TRANSACTIONS

2011 — Selected by the Kansas City Royals organization in the ninth round of the First-Year Player Draft. **2015** — Traded to the Oakland Athletics with minor league pitcher Sean Manaea for infielder/outfielder Ben Zobrist and cash, July 28.

VS. THE AMERICAN LEAGUE

2015	CAREER													
ERA	W	L	S	G	IP	ER	vs. TEAM	ERA	W	L	S	G	IP	ER
INF	0	0	0	1	0.0	1	Baltimore	INF	0	0	0	1	0.0	1
8.10	0	0	0	1	3.1	3	Boston	8.10	0	0	0	1	3.1	3
9.00	1	0	0	1	6.0	6	Chicago	9.00	1	0	0	1	6.0	6
1.23	1	0	0	1	7.1	1	Cleveland	1.23	1	0	0	1	7.1	1
—	0	0	0	0	0.0	0	Detroit	27.00	0	0	0	1	2.0	6
4.50	0	2	0	3	18.0	9	Houston	4.50	0	2	0	3	18.0	9
0.00	0	0	0	1	1.0	0	New York	0.00	0	0	0	1	1.0	0
7.71	1	1	0	2	9.1	8	Seattle	7.71	1	1	0	2	9.1	8
43.20	0	1	0	1	1.2	8	Toronto	57.86	0	2	0	2	2.1	15

VS. THE NATIONAL LEAGUE

2015	CAREER													
ERA	W	L	S	G	IP	ER	vs. TEAM	ERA	W	L	S	G	IP	ER
3.00	0	0	0	1	6.0	2	Arizona	3.00	0	0	0	1	6.0	2
10.13	0	0	0	1	2.2	3	San Francisco	10.13	0	0	0	1	2.2	3

MONTHLY BREAKDOWN

2015	CAREER													
ERA	W	L	S	G	IP	ER	by MONTH	ERA	W	L	S	G	IP	ER
—	0	0	0	0	0.0	0	April	—	0	0	0	0	0.0	0
0.00	0	0	0	1	1.0	0	May	31.91	0	1	0	3	3.2	13
8.10	0	0	0	1	3.1	3	June	8.10	0	0	0	1	3.1	3
—	0	0	0	0	0.0	0	July	—	0	0	0	0	0.0	0
5.32	1	1	0	5	22.0	13	August	5.32	1	1	0	5	22.0	13
9.41	1	3	0	5	22.0	23	September	9.41	1	3	0	5	22.0	23
2.57	1	0	0	1	7.0	2	October	2.57	1	0	0	1	7.0	2

PITCHING BREAKDOWN

2015	CAREER													
ERA	W	L	S	G	IP	ER	by CATEGORY	ERA	W	L	S	G	IP	ER
6.18	1	2	0	7	27.2	19	Home	7.58	1	2	0	8	29.2	25
7.16	2	2	0	6	27.2	22	Away	9.21	2	3	0	7	28.1	29
6.23	0	1	0	3	13.0	9	Day	10.54	0	2	0	4	13.2	16
6.80	3	3	0	10	42.1	32	Night	7.71	3	3	0	11	44.1	38
6.23	0	0	0	2	4.1	3	Pre-ASG	20.57	0	1	0	4	7.0	16
6.71	3	4	0	11	51.0	38	Post-ASG	6.71	3	4	0	11	51.0	38
6.33	3	4	0	9	48.1	34	Starter	7.53	3	5	0	10	49.0	41
9.00	0	0	0	4	7.0	7	Reliever	13.00	0	0	0	5	9.0	13

BROOKS' 2015 STARTS

Date	Opponent	Score	Dec	ERA*	IP	H	R	ER	BB	SO	HR	#PIT
Aug. 1	Cleveland	5-1	W	3.09	7.1	5	1	1	0	5	1	94
Aug. 6	Houston	4-5 (10)	—	2.41	7.0	4	1	1	1	7	0	108
Aug. 12	at Toronto	3-10	L	2.75	1.2	6	8	8	2	2	1	58
Aug. 29	at Arizona	3-2	—	5.47	6.0	8	2	2	1	4	0	75
Sept. 4	Seattle	8-11	L	6.91	2.1	6	6	6	2	2	0	50
Sept. 9	Houston	5-11	L	7.44	4.0	8	5	5	1	2	1	87
Sept. 15	at Chicago (AL)	17-6	W	7.68	6.0	10	6	6	2	6	2	102
Sept. 20	at Houston	1-5	L	7.09	7.0	7	3	3	2	5	2	101
Oct. 2	at Seattle	4-2	W	6.67	7.0	6	2	2	2	1	1	99

*indicates overall ERA

BALLPARK BREAKDOWN

	ERA	W	L	S	G	IP	ER
Camden Yards	INF	0	0	0	1	0.0	1
Chase Field	3.00	0	0	0	1	6.0	2
Kauffman Stadium	12.79	0	0	0	3	6.1	9
Minute Maid Park	3.86	0	1	0	1	7.0	3
O.co Coliseum	6.17	1	2	0	5	23.1	16
Rogers Centre	57.86	0	2	0	2	2.1	15
Safeco Field	2.57	1	0	0	1	7.0	2
U.S. Cellular Field	9.00	1	0	0	1	6.0	6

FIELDING STATISTICS

Pitcher

Year	Pct.	G	PO	A	E	TC	DP
2014	1.000	2	0	1	0	1	1
2015	1.000	13	5	2	0	7	1
Totals	1.000	15	5	3	0	8	2

BROOKS' CAREER BESTS

Low Hit Complete Game: None

Innings Pitched: 7.1, August 1, 2015 vs. Cleveland.

As reliever: 3.1, June 21, 2015 vs. Boston

Strikeouts: 7, August 6, 2015 vs. Houston. **As reliever:** 2 (twice), last: June 21, 2015 vs. Boston

Pitches: 108, August 6, 2015 vs. Houston

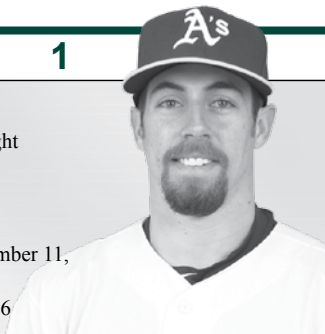
Longest Winning Streak: 1 (three times), last: October 2, 2015 to present

Longest Losing Streak: 3, August 12 to September 9, 2015

Longest Scoreless Streak: 6.0, August 6, 2015

BILLY BURNS

1



OUTFIELDER

Height/Weight: 5-9 / 170

Bats/Throws: Switch / Right

Birthdate: August 30, 1989

Opening Day Age: 26

Birthplace/Resides: Atlanta, Georgia / Marietta, Georgia

Major League Service: 1 year, 20 days

Obtained: Acquired from Washington for Jerry Blevins, December 11, 2013

Contract Status: First year of a one-year contract through 2016

CAREER HIGHLIGHTS

Was acquired by the A's from Washington following the 2013 season and, after going 1-for-6 (.167) in 13 games in his Major League debut in 2014, he batted .294 in 125 games in his rookie campaign in 2015...the batting average was second best in Oakland history by a rookie and it was an Oakland single-season record for a switch-hitter...led ML rookies in stolen bases (26) and multiple hit games (47) while topping AL rookies in hits (153)...is a .288 career hitter in 407 minor league games over five seasons...has 184 stolen bases in 209 attempts (88.0%)...was named Washington's Minor League Player of the Year in 2013...was a Carolina League Midseason and Postseason All-Star that year after leading the league in stolen bases (54), on-base percentage (.422) and triples (9)...ranked fourth among all full season minor leaguers with a .432 on-base percentage in 2012.

2015 HIGHLIGHTS

Batted .294 in 125 games in his rookie campaign and set an Oakland single-season record for batting average by a switch-hitter...it was the second best mark in Athletics history to Dave Philley, who hit .303 for the 1953 Philadelphia A's...it was the second best mark in American League history by a rookie switch-hitter to Lu Blue, who hit .308 for the 1921 Detroit Tigers (source: Stats, Inc.)...it was fifth best in modern Major League history (since 1900)...led the A's in batting, runs (70), hits (153), triples (9) and stolen bases (26)...led ML rookies in stolen bases and multiple hit games (47)...topped AL rookies in hits, ranked second in runs and total bases (204), third in triples, sixth in RBI (42), seventh in walks (26) and tied for seventh in doubles (18) and extra base hits (32)...set an Oakland record for singles by a rookie with 121, breaking the mark of 117 set by Brent Gates in 1993...his .294 batting average was second best in Oakland history by a rookie (Mitchell Page, .307 in 1977), his nine triples fell one short of Luis Polonia's rookie record of 10 in 1987 and his 47 multiple hit game were two short of the mark of 49 set by Brent Gates in 1993 and matched by Terrence Long in 2000...his 153 hits and 26 stolen bases were sixth best in Oakland history by a rookie...tied for third in the AL in stolen bases, ranked sixth in at bats per grounded into double play (104.0), tied for sixth in triples and ninth in stolen base percentage (76.5%) and batting average against left-handed pitchers (.315)...his nine triples tied for the third best single season total in Oakland history and were the most since Eric Byrnes also had nine in 2003...ranked eighth in the AL with a .326 home batting average...it was the eighth best home batting average in Oakland history and the best since Mark Kotsay hit .346 in 2004...appeared exclusively in center field on defense where he made a team-leading 118 starts...batted .296 in 125 games overall in center, which ranked third in the AL and was the fourth best mark by a center fielder in Oakland history...also hit .327 when leading off the game, .315 against left-handed pitching and .305 with runners in scoring position...batted .282 or better in four of his five months...had a high of .327 in May and a low of .258 in July...had 38 infield hits, which ranked second in the majors (Gordon, MIA 52) and were the most by an Athletic since Stats, Inc. began tracking infield hits in 1987...hit .479 with four of his five home runs when putting the first pitch in play...his 56 first pitch hits were second most in the majors (Altuve, HOU 57) and were the most by an Athletic since Stats, Inc. began tracking pitches in 1988...ranked third in the AL in first pitch RBI (22)...swung at the first pitch in 49.9% of his plate appearances, which was the highest mark in the AL and second highest in the majors (Byrd, CIN-SF 50.0%)...was ninth in the AL in fewest pitches per plate appearance (3.49)...had the fifth highest at bat

HIGHEST BATTING AVERAGE, ATHLETICS SWITCH HITTER

.303	Dave Philley, 1953
.294	Billy Burns, 2015
.290	Jed Lowrie, 2013
.290	Brent Gates, 1993
.285	Bill North, 1973
.285	Alfredo Griffin, 1986

per home run (104.00) and at bat per RBI (12.38) ratio in the AL...made a team-leading 114 starts batting leadoff...also made three starts in the eight spot and one in the two spot.

OAKLAND: Made the A's Opening Day roster after batting .373 in 28 games during the spring...had 31 hits, which tied for the Major League lead (Cron, LAA) and were the most by an Athletic in a non-strike spring since at least 1991 (first year spring stats are available)...ranked second in the majors with 21 runs, which matches the most by an Athletic in a non-strike spring since 1991 (Ryan Christenson, 2001)...did not appear in a game before he was optioned to Nashville April 8 when the A's signed Cody Ross...was recalled May 2 when Ross was designated for assignment and started 118 of the A's final 138 games in center field...walked with the bases loaded in the eighth inning May 23 at Tampa Bay for his first career RBI...his career-opening streak of 82 at bats without an RBI was the longest in Oakland history and the longest in Athletics history by a non-pitcher...the previous Oakland record was 67 by Jeff Cox (July 1-22, 1980)...also singled in that game to begin an 18-game road hitting streak that ran through July 8...went 25-for-84 (.298) during the streak, which tied for the fourth longest road hitting streak in Oakland history...hit the first pitch of the game from Erasmo Ramirez on May 24 at Tampa Bay for his first career home run...was batting .293 over his first 23 games through May 27...then had five straight multiple hit games from May 28 to June 2 (11-for-23, .478) and had his average above .300 for 64 consecutive days from May 28 to July 30...hit safely in 12 consecutive games from May 26 to June 7...went 18-for-52 (.346) during the streak, which ended with an 0-for-5 performance June 9...then had a career-high 16-game hitting streak from June 10 to 28, which was fell one short of the Oakland rookie record of 17 shared by Terrence Long (June 10-29, 2000), Luis Polonia (May 2-June 1, 1987) and Mike Edwards (June 25-July 16, 1978)...it was the longest streak by a ML rookie in 2015...hit .365 (27-for-74) with 13 runs scored and eight multiple hit games during the streak...had the first two-steal game of his career May 31 against New York (AL)...went 2-for-5 July 8 at New York (AL) to lift his average to .318...then hit .212 over his next 23 games from July 9 to Aug. 6...finished the season by batting .300 over his final 43 contests beginning Aug. 7...committed his first error Aug. 6 at Houston, snapping a season-opening 81-game errorless streak...made three errors over his final 44 games...stole his 24th base of the season Aug. 15 at Baltimore but would swipe just two bags over his final 35 games...led off the game with a home run for the second time Aug. 26 at Seattle off Felix Hernandez...was caught stealing twice Sept. 4 against Seattle to become the first Athletic to be caught twice in one game since Ryan Christenson on June 13, 1998, also against Seattle.

NASHVILLE: Appeared in 22 games with the Sounds and batted .308 with three RBI and five stolen bases in 22 games...hit .338 (22-for-65) against right-handed pitching compared to .231 (6-for-26) against left-handers...had a .447 batting average when leading off an inning but hit just .150 with runners in scoring position...batted .345 on the road, .242 at home...reached base safely via hit or walk in each of his first 12 games, batting .396 with a .458 on-base percentage...then went 7-for-38 (.184) over his final nine games...triples three times over a four-game span from April 12 to 15...had a four-hit game April 14 at Oklahoma City.

CAREER

2014—Was one of just two rookies to appear in a game for the A's in 2014...went 1-for-6 (.167) with four runs scored and three stolen bases in 13 games over two stints with Oakland...10 of those games came as a pinch runner...was selected from Double-A Midland July 28 and made his Major League debut that night at Houston...flew out as a pinch hitter in the ninth inning...pinch ran the next night and then went 0-for-4 in a start in center field July 30 against the Astros...was 0-for-5 in three games when he was optioned to Triple-A Sacramento July 31...returned Sept. 1 when rosters expanded and went 1-for-1 in 10 games following his return...nine of his 10 appearances following his return came as a pinch runner...stole the first base of his career Sept. 8 at Chicago (AL)...had a pinch hit single in the sixth inning off James Paxton at Seattle Sept. 12 for his first ML hit...combined to hit .237 with one home run and 28 RBI in 119 games with Midland and Sacramento...was successful in 54-of-60 (90.0%) stolen base attempts and tied for fourth in all of Minor League Baseball in steals...51 of his stolen bases came with the RockHounds, which ranked second in the Texas League...had minor league career highs in doubles (22), at bats (473) and strikeouts (84) and matched his high in home runs...led the A's farm system in stolen bases, ranked seventh in runs (74) and tied for ninth in walks (53)...hit .244 against left-handed pitching compared to .234 against right-handers...his average improved to .291 with runners in scoring position...was 4-for-9 (.444) with the bases loaded...had a .245 batting average at night compared to .139 in 11 day games...appeared in 109 games in center field, including all 28 of

his games with Sacramento, and six in left field...had six assists, including three with the River Cats...batted leadoff 105 times, including all 87 games with Midland, and ninth 10 times...batted .250 with a home run and 23 RBI in 91 games with Midland, including .301 with runners in scoring position...hit .232 over his first 15 games but walked 16 times for a .392 on-base percentage...also stole 11 bases...had his first of 10 multiple-steal games April 5 against Arkansas when he stole two bases...went 4-for-5 with a double and triple May 22 against Springfield...it was his first of two four-hit games in 2014...hit .404 over a 15-game stretch from May 22 to June 7, which he capped with his second four-hit game of the season June 7 at Frisco...stole a season-high three bases May 29 at Springfield...hit .275 in 25 games in May, which was his best single-month batting average...stole 15 bases in 24 games in June...had a season-high six-game hitting streak from July 3 to 10 (12-for-29, .414)...had five multiple hit games during the streak...drove in a season-high three runs July 9 against San Antonio...hit his only home run of the season July 14 at Corpus Christi...it snapped a 337-game, 1240-at bat homerless streak dating back to his last home run on Aug. 1, 2011...went 7-for-42 (.167) over his final 11 games before his July 28 promotion to Oakland...joined Sacramento Aug. 1 and batted .193 with five RBI and three stolen bases in 28 games with the River Cats...went 10-for-28 (.357) with four of his five Triple-A RBI over his final seven contests.

2013—Was named the Washington Nationals Minor League Player of the Year after batting a combined .315 with 96 runs scored and 74 stolen bases in 121 games with Single-A Potomac and Double-A Harrisburg...added 72 walks and was hit by a pitch 14 times for a .425 on-base percentage...ranked third in all of minor league baseball in stolen bases...was sixth among full season minor leaguers in on-base percentage...spent most of the season at Potomac where he was named to the Carolina League Midseason and Postseason All-Star teams...led the league in stolen bases (54), on-base percentage (.422) and triples (9) and ranked second in batting (.312)...averaged 10.86 plate appearances per strikeout, which was also the best figure in the CL...batted .339 against left-handed pitching compared to .307 against right-handers...hit .372 with runners in scoring position...had a .514 batting average in the sixth inning...appeared in 86 games in left field and 35 in center field...committed just two errors in 119 games overall in the outfield for a .992 fielding percentage...had seven assists...batted leadoff in all but one game, an 0-for-1 performance in the ninth spot in the order...recognized by *Baseball America* as having the “Best Strike-Zone Discipline” and being the “Fastest Baserunner” in the Nationals organization following the season...swiped a season-high three bases April 30 in the second game of a doubleheader against Carolina...also had three steal games July 11 at Winston-Salem and Sept. 1 at Richmond...hit .305 with 14 stolen bases in 18 games in May...was batting .289 with 28 runs and 21 stolen bases in 38 games when he was placed on the disabled list May 16 with a strained left hamstring...was reinstated May 27 and hit .326 with 78 runs and 53 stolen bases over his final 83 games...was successful in 31-of-32 stolen base attempts from May 27 to July 22...started in right field and batted leadoff for the Carolina League All-Stars in the Single-A All-Star Game against the California League and went 1-for-3 with two runs and two stolen bases in a 12-2 win at San Jose June 18...hit safely in each of his final 25 games at Potomac beginning June 29, which was the longest hitting streak in the Carolina League in 2013...batted .370 (37-for-100) with 19 runs, 18 stolen bases and a .457 on-base percentage during the streak...the hitting streak began a season-ending stretch where he reached base safely in 54 of his final 57 games, including 31 straight from June 29 to Aug. 6...hit .372 with a .459 on-base percentage in 25 games in July and stole 16 bases...was transferred to Double-A Harrisburg Aug. 2 and hit .325 in 30 games...stole 19 bases in 29 games in August, which was second most in the minor leagues...hit .231 with five runs, six walks (.364 on-base percentage) and five stolen bases in seven postseason games for the Senators.

2012—Spent his first full professional season at Single-A Hagerstown where he batted .322 in 113 games...added 65 walks and was hit by a pitch 13 times for a .432 on-base percentage...the on-base percentage ranked second among all Single-A batters and fourth among all full season minor leaguers...was successful in 38-of-47 (80.9%) stolen base attempts...ranked second in the South Atlantic League in on-base percentage, third in batting, tied for fifth in hit by pitches (13), tied for sixth in runs (83), tied for seventh in stolen bases and tied for 10th in walks...ranked third in the Nationals farm system in batting and stolen bases...hit .324 against left-handed pitching, .320 against right-handers...had a .393 batting average with runners in scoring position...batted .300 or better in all five months of the season...hit .378 in the eighth inning or later...had a .342 batting average at night...appeared in 68 games in center field and 41 in left field...had 10 assists in 109 games overall in the outfield...reached base safely via hit, walk or hit by pitch in 102 of his 113 games, including 53 of 55 on the road...went 0-for-2 in his first game but then had a 30-game reaching base streak from April 12 to May 18...batted .318 with a

.463 on-base percentage during the streak...finished April with a .309 batting average and .465 on-base percentage in 16 games...reached base safely in each of his final 31 road games beginning May 27, which was the second longest such streak in the SAL...was successful in 32 of his 34 (94.1%) stolen base attempts through July 12...was on the disabled list from July 27 to Aug. 2 with a strained left hamstring...batted .353 with a .433 on-base percentage in 23 games in August...went 4-for-7 (.571) with a walk and two stolen bases in two postseason games for the Suns...was named the “Fastest Baserunner” in the Nationals farm system by *Baseball America* following the season.

2011—Was selected by Washington in the 32nd round of the draft but did not sign until July 19...was assigned to Auburn of the Short-Season New York-Penn League and hit .262 with a home run and 18 RBI in 32 games...was successful in 13-of-14 (92.9%) stolen base attempts...hit .333 against left-handed pitching compared to .238 against right-handers...batted .346 with 15 RBI in 16 games before the All-Star Break, .182 with three RBI in 16 games after the break...had a .303 average with runners in scoring position...all 32 of his games came in center field and he did not commit an error in 71 total chances...reached base safely via hit, walk or hit by pitch in each of his first 11 games, batting .405 with a .500 on-base percentage...hit his first professional home run Aug. 1 at Tri Cities, a grand slam...went 4-for-12 (.333) with two RBI and two stolen bases in four postseason games.

PERSONAL/MISCELLANEOUS

William John Burns was originally signed by Eric Robinson...is married, Sarah...graduated from Walton High School in Marietta, Georgia in 2008...attended Mercer University in Georgia.

LIFETIME PLAYING RECORD

Year	Club	AVG.	G	AB	R	H	2B	3B	HR	RBI	SH	SF	HP	BB	SO	SB	CS	SLG	OBP	E
2011	Auburn	.262	32	107	21	28	3	2	1	18	2	2	7	12	22	13	1	.355	.367	0
2012	Hagerstown	.322	113	398	83	128	14	5	0	41	8	1	13	65	68	38	9	.382	.432	3
2013	Potomac	.312	91	330	70	103	8	9	0	29	6	2	12	52	37	54	5	.391	.422	1
	Harrisburg	.325	30	114	26	37	4	0	0	8	2	0	2	20	17	20	2	.360	.434	1
2014	Midland	.250	91	364	57	91	20	3	1	23	6	4	3	44	65	51	5	.330	.333	5
	OAKLAND	.167	13	6	4	1	0	0	0	0	0	0	0	0	0	3	1	.167	.167	1
	Sacramento	.193	28	109	17	21	2	0	0	5	3	0	0	9	19	3	1	.211	.254	1
2015	OAKLAND	.294	125	520	70	153	18	9	5	42	1	2	6	26	81	26	8	.392	.334	3
	Nashville	.308	22	91	18	28	2	3	0	3	1	0	0	9	17	5	2	.396	.370	1
ML Totals		.293	138	526	74	154	18	9	5	42	1	2	6	26	81	29	9	.390	.332	4

CAREER TRANSACTIONS

2008 — Selected by the Atlanta Braves organization in the 16th round of the First-Year Player draft, did not sign. **2011** — Selected by the Washington Nationals organization in the 32nd round of the First-Year Player draft. **2013** — Traded to the Oakland Athletics for pitcher Jerry Blevins, December 11.

WILD CARD RECORD

Year	Club/Opp.	AVG.	G	AB	R	H	2B	3B	HR	RBI	SH	SF	HP	BB	SO	SB	CS	SLG	OBP	E
2014	OAK vs. KC																			

(Did not play)

VS. THE AMERICAN LEAGUE

2015		CAREER								
AVG.	AB	H	HR	RBI	vs. TEAM	AVG.	AB	H	HR	RBI
.192	26	5	0	2	Baltimore	.192	26	5	0	2
.273	22	6	0	1	Boston	.273	22	6	0	1
.455	11	5	0	0	Chicago	.455	11	5	0	0
.125	24	3	0	1	Cleveland	.125	24	3	0	1
.240	25	6	0	4	Detroit	.240	25	6	0	4
.319	47	15	1	7	Houston	.288	52	15	1	7
.400	5	2	0	0	Kansas City	.400	5	2	0	0
.255	47	12	0	3	Los Angeles	.255	47	12	0	3
.281	32	9	0	0	Minnesota	.281	32	9	0	0
.375	32	12	1	1	New York	.375	32	12	1	1
—	0	0	0	0	Oakland	—	0	0	0	0
.317	63	20	1	5	Seattle	.328	64	21	1	5
.267	30	8	1	2	Tampa Bay	.267	30	8	1	2
.306	49	15	0	1	Texas	.306	49	15	0	1
.435	23	10	0	3	Toronto	.435	23	10	0	3

VS. THE NATIONAL LEAGUE

2015		CAREER								
AVG.	AB	H	HR	RBI	vs. TEAM	AVG.	AB	H	HR	RBI
.286	14	4	0	1	Arizona	.286	14	4	0	1
.250	12	3	0	0	Colorado	.250	12	3	0	0
.353	17	6	0	1	Los Angeles	.353	17	6	0	1
.333	18	6	0	3	San Diego	.333	18	6	0	3
.261	23	6	1	7	San Francisco	.261	23	6	1	7

MONTHLY BREAKDOWN

2015		CAREER								
AVG.	AB	H	HR	RBI	by MONTH	AVG.	AB	H	HR	RBI
—	0	0	0	0	April	—	0	0	0	0
.327	110	36	2	3	May	.327	110	36	2	3
.307	114	35	0	12	June	.307	114	35	0	12
.258	97	25	0	3	July	.245	102	25	0	3
.288	111	32	1	13	August	.288	111	32	1	13
.282	78	22	2	11	September	.291	79	23	2	11
.300	10	3	0	0	October	.300	10	3	0	0

BATTING BREAKDOWN

2015		CAREER								
AVG.	AB	H	HR	RBI	by CATEGORY	AVG.	AB	H	HR	RBI
.326	267	87	3	23	Home	.326	267	87	3	23
.261	253	66	2	19	Away	.259	259	67	2	19
.300	200	60	2	20	Day	.294	204	60	2	20
.291	320	93	3	22	Night	.292	322	94	3	22
.303	271	82	2	16	Pre-ASG	.303	271	82	2	16
.285	249	71	3	26	Post-ASG	.282	255	72	3	26
.315	165	52	2	8	vs. LHP	.310	171	53	2	8
.285	355	101	3	34	vs. RHP	.285	355	101	3	34
.305	95	29	0	33	RISP	.305	95	29	0	33
.417	12	5	0	12	Bases Loaded	.417	12	5	0	12
.000	3	0	0	0	Pinch Hitter	.200	5	1	0	0
—	0	0	0	0	Designated Hitter	—	0	0	0	0

BALLPARK BREAKDOWN

	AVG.	AB	H	HR	RBI
Angel Stadium	.217	23	5	0	1
AT&T Park	.125	8	1	0	1
Camden Yards	.188	16	3	0	1
Chase Field	.286	14	4	0	1
Comerica Park	.286	14	4	0	4
Dodger Stadium	.250	8	2	0	0
Fenway Park	.231	13	3	0	1
Globe Life Arlington	.320	25	8	0	0
Minute Maid Park	.217	23	5	0	0
O.co Coliseum	.326	267	87	3	23
PETCO Park	.222	9	2	0	3
Progressive Field	.083	12	1	0	0
Rogers Centre	.364	11	4	0	2
Safeco Field	.353	34	12	1	3
Target Field	.278	18	5	0	2
Tropicana Field	.294	17	5	1	2
Yankee Stadium	.214	14	3	0	0

FIELDING STATISTICS

Outfield	YEAR	PCT.	G	PO	A	E	TC	DP
	2014	.667	1	2	0	1	3	0
	2015	.989	125	280	2	3	285	2
	Totals	.986	126	282	2	4	288	2

BURNS' CAREER BESTS

Hits: 3 (nine times), last: August 25, 2015 at Seattle
Home Runs: 1 (five times), last: September 25, 2015 vs. San Francisco
Runs Batted In: 3, June 3, 2015 at Detroit
Stolen Bases: 2, May 31, 2015 vs. New York (AL)
Hitting Streak: 16, June 10-28, 2015
Hitless Streak (At Bats): 14, July 10-17, 2015
Game Ending RBI: None
Grand Slams: None
Pinch-Hit Home Runs: None
Inside-The-Park Home Runs: None
Lead Off Home Runs: 2, August 26, 2015 at Seattle (Felix Hernandez), May 24, 2015 at Tampa Bay (Erasmus Ramirez)

**DESIGNATED HITTER****Height/Weight:** 6-0 / 260**Bats/Throws:** Right / Right**Birthdate:** April 18, 1986**Opening Day Age:** 29**Birthplace/Resides:** Orange Park, Florida / Paradise Valley, Arizona**Major League Service:** 8 years, 102 days**Obtained:** Signed as a free agent, November 19, 2014**Contract Status:** Second year of a three-year contract through 2017**CAREER HIGHLIGHTS**

Signed with the A's as a free agent following the 2014 season and batted .251 with 15 home runs and 65 RBI in 151 games in his first season with Oakland...hit .295 with 127 home runs and 628 RBI in 1166 games over his first eight years with Kansas City...left Kansas City ranked third on the Royals career list in batting, sixth in doubles (276), RBI and walks (427), seventh in at bats (4317), hits (1273), home runs and extra base hits (407) and eighth in games played...his 259 doubles since 2009 are third most in the majors behind Robinson Cano (295) and Miguel Cabrera (273)...was named to the American League All-Star team in 2012 and also won the AL Silver Slugger Award at designated hitter and the Edgar Martinez Outstanding Designated Hitter Award...became the first player in Royals franchise history to lead or share the team lead in RBI for four-straight seasons (2009-12)...had three straight seasons with 40 or more doubles from 2009-11, has topped 90 RBI three times in his career and batted .300 three times.

2015 HIGHLIGHTS

Batted .251 with 15 home runs and 65 RBI in 151 games in his first season with the A's...the batting average was 20 points below his previous career low of .271 in 2014...his .323 on-base percentage matched his career low from 2014 and his .390 slugging percentage is second lowest to his .379 in 2014...the RBI were his fewest since 2008 (55)...matched his career high in hit by pitches (7)...hit .269 (107-for-398) against right-handed pitching compared to .200 (28-for-140) against left-handers...the mark against lefties was fourth lowest in the American League...entered the season with a .314 career average against lefties compared to .288 against righties...grounded into 26 double plays, which tied for second in the AL and in Oakland history...batted .377 with three home runs and 12 RBI over his first 16 games and .317 with six home runs and 17 RBI over his final 35 contests...however, hit .207 with six home runs and 36 RBI in 100 games in between...played 136 games at designated hitter, which ranked sixth in Oakland history and were the most since Dave Parker had 140 in 1989...tied for third among AL designated hitters in games played but ranked seventh in RBI (61) and tied for eighth in home runs (14)...had the second lowest slugging percentage among the seven full-time DHs (.392)...has 674 games at DH over the last five years, which are the most in the majors (Ortiz, 611)...also made seven starts at first base and went 3-for-7 (.429) with a walk as a pinch hitter...now has a .333 (14-for-42) career average to go with a .451 on-base percentage and .548 slugging percentage in the pinch...made a team-leading 74 starts batting clean-up and hit .241 with five home runs and 32 RBI in those games...also batted fifth (34 starts), sixth (24) and seventh (11)...hit .407 with four home runs and 13 RBI in 19 interleague games...the batting average ranked second in the majors (Kipnis, CLE .419) and second in Oakland history (Stairs, .413 in 1998)...slugged an Oakland record .704 and his .492 on-base percentage was second best (Giambi, .506 in 2000)...hit just .233 against AL competition...now has a .314 (133-for-424) career average against the National League with 18 home runs and 67 RBI in 136 games...batted .317 when leading off an inning.

OAKLAND: Was on his eighth Opening Day roster and made his eighth consecutive Opening Day start...went 1-for-4 as the A's designated hitter to become the A's 10th different Opening Day designated hitter in the last 11 years...hit safely in each of his first 12 games, which tied for the fifth longest season-opening hitting streak in Oakland history...it matched the longest hitting streak by a player to start his Athletics career since at least 1914 (Bob Dillinger, 1950; Bill McGhee, 1944)...went 17-for-47 (.362) during the streak...the 12-game hitting streak was one short of the longest single-season streak of his career as he hit safely in his first 13 games of the 2008 season...however, hit safely in his final three games of 2014, giving him a career-high 15-game hitting streak overall from Sept. 26, 2014 to

April 18, 2015...went 22-for-57 (.386) during the streak, which topped his previous high of 14 (Sept. 30, 2007-April 14, 2008)...reached base safely in each of his first 17 games through April 23 and batted .369 with a .423 on-base percentage during that season-opening streak...then went 1-for-31 over his next eight games, including a career-high 0-for-20 streak from April 26 to May 2...started 35 consecutive games at designated hitter from May 4 to June 10, which was the longest streak by an A's DH since Frank Thomas started 79 consecutive games from June 30 to Sept. 26, 2006...had four hits June 17 against San Diego...it was his 16th career game of four or more hits, his first since Aug. 5, 2014 at Arizona...batted .197 in July, which was the lowest single month average of his career (.221, July 2008)...then hit .219 in August...went 13 consecutive games without a RBI from Aug. 2 to 17, which was one short of the longest such streak of his career (14, May 18-July 1, 2008)...the streak ended Aug. 18 when he had the game-ending RBI double in the bottom of the 10th inning against Los Angeles (NL), his third career walk-off RBI (last: July 18, 2012 vs. Seattle)...had two RBI in 24 games in August, which were his fewest RBI in a month of more than 10 games (previous: 7 twice)...hit .531 (17-for-32) with six multiple hit games during a 10-game hitting streak from Aug. 30 to Sept. 9...doubled in the fourth inning Sept. 2 against Los Angeles (AL) for the 300th two-bagger of his career...batted .316 with six home runs and 17 RBI in 27 games in September...the home runs matched his most ever in a month (fourth time, last: May 2012), the RBI were his most since Sept., 2012 (24) and the batting average was his best since Aug., 2013 (.325).

CAREER

2014—Batted .271 with nine home runs and 66 RBI in 151 games in his eighth and final season with Kansas City...had a .323 on-base percentage and .379 slugging percentage, both of which were career lows...the home runs were the second lowest total of his career (eight in 92 games in 2007)...also hit .262 (11-for-42) with three doubles, eight RBI and five walks in 13 postseason games for the American League champion Royals...including a 5-for-15 (.333) performance in five World Series contests against San Francisco...started 12 of Kansas City's 15 postseason games at designated hitter...during the regular season, he hit .321 with four home runs against left-handed pitching compared to .255 with five home runs against right-handers...averaged 34.25 at bats per home run against lefties compared to 82.40 against righties...slugged .460 against lefties, .352 against righties...hit five of his nine home runs with runners on base...had three home runs and 36 RBI in 93 games before the All-Star Break...then hit six home runs and drove in 30 runs in 58 games after the break...tied for fourth in the AL in grounded into double plays (21) and tied for seventh in sacrifice flies (8)...averaged 3.55 pitches per plate appearance, which was the lowest mark of his career...hit .317 with two home runs and nine RBI in 20 interleague games...had a .250 batting average against a pitcher the first two times he faced him in a game, .344 after that...batted .259 with three home runs and 44 RBI in 108 games at designated hitter and .291 with five home runs and 19 RBI in 37 games as a first baseman...also went 4-for-6 (.667) with a double, home run, three RBI and a walk as a pinch hitter...ranked fourth among AL designated hitters in games and at bats (409)...made 35 starts at first base, which were his most since 2010 (126)...committed two errors for a .993 fielding percentage...started games in every spot in the order from third through seventh...saw his most action in the cleanup spot where he batted .295 with five home runs and 41 RBI in 79 starts...doubled April 19 against Minnesota for his first extra base hit of the season...it snapped a career-high 16-game streak without an extra base hit dating back to 2013...finished April with a .223 batting average but then hit .282 in May and .313 in June...had back-to-back three-hit games May 18 against Baltimore and May 19 against Chicago (AL) to begin a 31-game stretch from May 18 to June 20 where he hit .354...boosted his average from .227 to .281 over that span...capped that stretch with a season-best 10-game hitting streak from June 10 to 20...went 18-for-38 (.474) with five doubles, a home run, 11 RBI and seven multiple hit games during the streak...clubbed six of his nine home runs over a 28-game span from July 25 to Aug. 24...hit his second career pinch hit home run July 25 against Cleveland, a two-run shot off John Axford in the bottom of the eighth inning to break a 4-4 tie in the Royals 6-4 win...was named AL Player of the Week for the week of Aug. 4-10 after hitting .435 (10-for-23) with five doubles, two home runs, seven RBI and seven runs scored in six games...collected a season-high four hits Aug. 5 at Arizona...hit his 125th career home run Aug. 8 against San Francisco, moving past Danny Tartabull for seventh place in Royals history...went 12-for-30 (.400) with seven RBI over his final eight regular season games...went 2-for-4 with two RBI in the Wild Card game against Oakland Sept. 30...was hitless in nine at bats in the Royals three-game sweep of Los Angeles in the ALDS...had his second multiple hit game of the postseason in Game 1 of the ALCS at Baltimore...drove in a run in each of the first three games...went 2-for-3 with a pair of RBI in Game 2 of the World Series against San Francisco.

2013—Hit .289 with 15 homers and 82 RBI, which were all his lowest since 2010...drew a career-high 79 walks, which ranked fifth in the American League...finished ninth in on-base percentage (.374)...his 11 intentional walks also were the sixth-most in the AL...ranked seventh in the AL with a .341 batting average with runners in scoring position...hit .318 at home, which was tied for ninth in the league...his .313 average in night games also ranked ninth...he and Prince Fielder were the only two AL players to appear in all 162 games...grounded into 28 double plays, which were the most in the AL and third-most in the Major Leagues...after hitting .271 in the first half, batted .310 after the All-Star break, which included a .384 average with a .462 on-base percentage at “The K” in the second half...matched a Royals record with seven RBI in Philadelphia April 7, which included his first career grand slam...recorded a pair of five-hit games, going 5-for-5 with five RBI at Los Angeles (AL) May 13...also had five singles in five at-bats vs. Seattle Sept. 5...recorded his 500th career RBI May 11 with a double against the Yankees, becoming the 10th Royal to record 500+ RBI...also collected his 1,000th hit with an RBI double vs. St. Louis on May 28.

2012—Selected to his first American League All-Star team and posted his best offensive season to date, leading the club in all three Triple Crown categories...batted .313 with a career-high 29 home runs and a career-high 107 RBI...became the first player in Royals history to lead or share the team lead in RBI for four-straight seasons (2009-12)...earned the Silver Slugger Award as designated hitter in the AL and the Edgar Martinez Outstanding Designated Hitter Award...became the seventh Royal to be honored with a Silver Slugger and the second to win the Outstanding DH Award...tabbed Les Milgram Royals’ Player of the Year by the Kansas City Chapter of the BBWAA for the third time in four years (also in 2009 and ‘10)...joined George Brett (8 times), Amos Otis (3) and Mike Sweeney (3) as the only players to win the award three times or more...slugged 10 home runs in the eighth inning or later (four in the 8th, six in the 9th), which tied for third-most in baseball behind leaders Miguel Cabrera of Detroit and Adam Dunn of Chicago (AL), who both had 11...was named AL Player of the Week for the week of July 23-29.

2011—Signed a four-year contract through 2014 on Jan. 22 with a club option for 2015...hit .291 with 19 home runs and 95 RBI in 159 games...added 44 doubles to become the first player in Royals history to post three consecutive seasons with 40 or more doubles...saw his franchise-record series hitting streak end at 131 after going 0-for-6 in San Diego from June 27-29...earned Co-American League Player of the Week honors for the week of July 25-31.

2010—Earned Les Milgram Royals Player of the Year, after winning the award in 2009...joined George Brett (1975-76 and 1979-80) as the only two players in franchise history to win the award in back-to-back seasons...hit a career-high and team-leading .318, which was the highest mark by a Royal since Mike Sweeney hit .340 in 2002...ranked sixth in the American League in average, fourth in multi-hit games (54), tied for third in hits (189), tied for fourth in doubles (45) and seventh in on-base percentage (.388)...set a club record by grounding into 31 double plays, breaking the record of 26 by John Wathan in 1982...picked up his 500th career hit July 4 in Anaheim, becoming youngest active player at the time with 500.

2009—Was a unanimous choice as Les Milgram Royals Player of the Year...had 51 doubles, which was second most in the majors and second most in Royals history to the record of 54 set by Hal McRae in 1977...became the seventh player in MLB history to reach 50 doubles before his 24th birthday (Hank Greenberg, 1934; Enos Slaughter, 1939; Stan Musial, 1944; Alex Rodriguez, 1996; Albert Pujols, 2003; Miguel Cabrera, 2006)...also ranked tied for sixth in the American League in extra base hits (73) and 10th in total bases (299)...added 21 home runs to become the fifth player in MLB history to have 50 doubles and 20 homers in a season prior to the age of 24 (Greenberg, Rodriguez, Pujols and Cabrera)...hit .362 at Kaufman Stadium, which was the ninth best home batting average in the AL...it was sixth-best in Royals history...his four three-double games were two more than any other Royals player in any season...according to Elias, he became the first player in the modern era (since at least 1900) to record four three-double games in the same season...teamed with Alberto Callaspo (41) to combine for 92 doubles, the most by a Royals duo in club history...hit .290 with 27 doubles, eight home runs and 38 RBI in 86 games prior to the All-Star break, but then turned it on to hit .314 with 24 doubles, 13 home runs and 55 RBI in 73 games following the break...his 55 RBI post-break tied for ninth-most in baseball while his 24 doubles were tied for fourth...collected 26 RBI in the month of September, which led the AL and tied for second in baseball as he was named AL Player of the Month...earned AL Player of the Week honors twice: Aug. 3-9 and Sept. 7-13.

2008—Was on the Royals Opening Day roster and hit .275 with 11 home runs and 55 RBI in 124 with Kansas City...slugged .590 against lefties, the second-best among all AL hitters with at least 140 at bats against southpaws...his .340 average against left-handed pitchers ranked third...also batted .337 with five home runs and 13 RBI in 26 games during a one-month stay at Triple-A Omaha from May 16 to June 18.

2007—Opened the season at Triple-A Omaha...had his contract selected by Kansas City May 1...became the 12th-youngest player and seventh-youngest position player to make his MLB debut for the Royals at 21 years and 13 days...made his Major League debut May 1, starting in left field...singled off Bartolo Colón that day against Los Angeles (AL) for his first ML hit...connected for his first home run June 26 at Los Angeles (AL), a solo shot off Ervin Santana...went 3-for-5 with six RBI July 3 vs. Seattle, recording a three-run homer in the first and a three-run double in the second...his six RBI tied the Royals rookie record...was named American League Rookie of the Month in July.

2006—Was named to the Texas League midseason and postseason All-Star teams after batting .331 with 15 home runs and 96 RBI in 119 games...led the TL in batting...was selected as the MVP of the eighth annual XM All-Star Futures Game in Pittsburgh July 9...went 2-for-3 with a two-run homer as the USA team beat the World squad, 8-5...was a member of the Team USA squad that qualified for the 2008 Olympics.

2005—Was named California League Rookie of the Year after hitting .348 with 25 home runs and 91 RBI in 92 games for Single-A High Desert...also batted .313 with five home runs and 19 RBI in 29 games at Double-A Wichita...named to the CL midseason and postseason All-Star teams and was the designated hitter on the *Baseball America* Minor League All-Star team...was named Co-Player of the Year at High Desert...was a member of Team USA.

2004—Was named Idaho Falls Player of the Year after leading the Pioneer League in batting (.373), RBI (68) and runs (74)...tied for the league lead in doubles (22)...was a *Topps* Single-A Short Season/Rookie League All-Star.

PERSONAL/MISCELLANEOUS

Billy Ray Butler was originally signed by Kansas City scout Cliff Pastornicky...is married, Katie...the couple has three daughters, Kenley, Karsyn and Kamden...graduated from Wolfson (Jacksonville, Fla.) High...he and RHP Eric Hurley (30th overall to Rangers) became just the fifth high school teammates to both be first-rounders in the same draft...named Florida Times Union Player of the Year...member of Team Florida USA squad...participated in the 2008, 2009, 2010, 2011, 2012, 2013 and 2014 Royals Caravan as well as the 2008, 2009, 2010, 2011, 2013 and 2014 FanFest...named winner of the 47th annual Hutch Award in 2011, given each year to a major league baseball player who best exemplifies the honor, courage and dedication of baseball great Fred Hutchinson, both for on-field achievement and off-the-field work...he and his wife created the “Hit it a Ton” campaign in 2008, donating one ton of food for each home run and a half of ton for each double to the Bishop Sullivan Center and St. James Place in Kansas City...also helped create Billy’s Barbecue Sauce, which started selling in 2013 with a portion of sales going to the “Hit it a Ton” campaign.

LIFETIME PLAYING RECORD

Year	Club	AVG.	G	AB	R	H	2B	3B	HR	RBI	SH	SF	HP	BB	SO	SB	CS	SLG	OBP	E
2004	Idaho Falls	.373	74	260	74	97	22	3	10	68	0	3	4	57	63	5	0	.596	.488	12
2005	High Desert	.348	92	379	70	132	30	2	25	91	0	3	6	42	80	0	0	.636	.419	21
	Wichita	.313	29	112	14	35	9	0	5	19	0	0	0	7	18	0	0	.527	.353	3
2006	Wichita	.331	119	477	82	158	33	1	15	96	1	8	8	41	67	1	0	.499	.388	7
2007	Omaha	.291	57	203	40	59	10	1	13	46	1	6	3	43	32	1	0	.542	.412	7
	KANSAS CITY	.292	92	329	38	96	23	2	8	52	0	2	2	27	55	0	0	.447	.347	3
2008	KANSAS CITY	.275	124	443	44	122	22	0	11	55	0	2	0	33	57	0	1	.400	.324	2
	Omaha	.337	26	101	18	34	6	1	5	13	0	0	0	14	7	0	0	.564	.417	0
2009	KANSAS CITY	.301	159	608	78	183	51	1	21	93	0	4	2	58	103	1	0	.492	.362	10
2010	KANSAS CITY	.318	158	595	77	189	45	0	15	78	0	9	5	69	78	0	0	.469	.388	6
2011	KANSAS CITY	.291	159	597	74	174	44	0	19	95	0	7	3	66	95	2	1	.461	.361	0
2012	KANSAS CITY	.313	161	614	72	192	32	1	29	107	0	4	7	54	111	2	1	.510	.373	3
2013	KANSAS CITY	.289	162	582	62	168	27	0	15	82	0	4	3	79	102	0	0	.412	.374	0
2014	KANSAS CITY	.271	151	549	57	149	32	0	9	66	0	8	5	41	96	0	0	.379	.323	2
2015	OAKLAND	.251	151	538	63	135	28	1	15	65	0	4	7	52	101	0	0	.390	.323	0
ML Totals		.290	1317	4855	565	1408	304	5	142	693	0	44	34	479	798	5	3	.442	.355	26

CAREER TRANSACTIONS

2004 — Selected by the Kansas City Royals organization in the 1st round (14th selection overall) of the First-Year Player Draft. **2014** — Elected free agency, November 1; signed by the Oakland Athletics, November 19.

WILD CARD RECORD

Year	Club/Opp.	AVG.	G	AB	R	H	2B	3B	HR	RBI	SH	SF	HP	BB	SO	SB	CS	SLG	OBP	E
2014	KC vs. OAK	.500	1	4	0	2	0	0	0	2	0	0	0	0	1	0	0	.500	.500	0

DIVISION SERIES RECORD

Year	Club/Opp.	AVG.	G	AB	R	H	2B	3B	HR	RBI	SH	SF	HP	BB	SO	SB	CS	SLG	OBP	E
2014	KC vs. LAA	.000	3	9	1	0	0	0	0	0	0	0	0	3	1	1	0	.000	.250	0

LEAGUE CHAMPIONSHIP SERIES RECORD

Year	Club/Opp.	AVG.	G	AB	R	H	2B	3B	HR	RBI	SH	SF	HP	BB	SO	SB	CS	SLG	OBP	E
2014	KC vs. BAL	.286	4	14	1	4	2	0	0	3	0	2	0	1	2	0	0	.429	.294	0

WORLD SERIES RECORD

Year	Club/Opp.	AVG.	G	AB	R	H	2B	3B	HR	RBI	SH	SF	HP	BB	SO	SB	CS	SLG	OBP	E
2014	KC vs. SF	.333	5	15	1	5	1	0	0	3	0	0	0	1	1	0	0	.400	.375	0

ALL-STAR GAME RECORD

Year	Club/Site.	AVG.	G	AB	R	H	2B	3B	HR	RBI	SH	SF	HP	BB	SO	SB	CS	SLG	OBP	E
2012	AL/K.C.	.000	1	2	0	0	0	0	0	0	0	0	0	0	1	0	0	.000	.000	0

VS. THE AMERICAN LEAGUE

2015		CAREER									
AVG.	AB	H	HR	RBI	vs. TEAM	AVG.	AB	H	HR	RBI	
.217	23	5	0	0	Baltimore	.303	234	71	10	38	
.185	27	5	0	1	Boston	.300	220	66	8	33	
.313	32	10	3	12	Chicago	.286	542	155	21	103	
.211	19	4	0	4	Cleveland	.289	508	147	8	67	
.250	24	6	0	3	Detroit	.321	536	172	11	82	
.231	65	15	2	6	Houston	.231	143	33	4	13	
.235	17	4	0	1	Kansas City	.235	17	4	0	1	
.273	55	15	2	5	Los Angeles	.278	284	79	14	48	
.310	29	9	2	5	Minnesota	.304	549	167	13	67	
.240	25	6	1	5	New York	.263	213	56	7	26	
—	0	0	0	0	Oakland	.271	225	61	5	33	
.279	68	19	1	6	Seattle	.314	277	87	9	44	
.227	22	5	0	1	Tampa Bay	.278	234	65	6	26	
.150	60	9	0	3	Texas	.265	275	73	6	28	
.056	18	1	0	0	Toronto	.237	207	49	4	22	

VS. THE NATIONAL LEAGUE

2015		CAREER									
AVG.	AB	H	HR	RBI	vs. TEAM	AVG.	AB	H	HR	RBI	
.500	2	1	0	0	Arizona	.381	42	16	3	8	
—	0	0	0	0	Atlanta	.200	25	5	1	3	
—	0	0	0	0	Chicago	.333	12	4	0	2	
—	0	0	0	0	Cincinnati	.423	26	11	2	7	
.600	10	6	1	4	Colorado	.368	38	14	1	5	
.100	10	1	0	2	Los Angeles	.182	22	4	0	3	
—	0	0	0	0	Miami	.350	20	7	1	2	
—	0	0	0	0	Milwaukee	.417	12	5	0	2	
—	0	0	0	0	New York	.000	4	0	0	0	
—	0	0	0	0	Philadelphia	.375	8	3	1	7	
—	0	0	0	0	Pittsburgh	.313	16	5	0	2	
—	0	0	0	0	St. Louis	.267	90	24	3	8	
.500	12	6	1	3	San Diego	.350	20	7	1	4	
.400	20	8	2	4	San Francisco	.387	31	12	3	8	
—	0	0	0	0	Washington	.240	25	6	0	1	

MONTHLY BREAKDOWN

2015		CAREER									
AVG.	AB	H	HR	RBI	by MONTH	AVG.	AB	H	HR	RBI	
—	0	0	0	0	March	.182	11	2	0	0	
.287	87	25	3	12	April	.289	686	198	19	93	
.241	116	28	1	14	May	.275	865	238	15	113	
.237	76	18	2	9	June	.296	673	199	19	89	
.197	76	15	3	11	July	.278	828	230	33	123	
.219	73	16	0	2	August	.300	931	279	28	135	
.316	98	31	6	17	September	.310	814	252	28	139	
.167	12	2	0	0	October	.213	47	10	0	1	

BATTING BREAKDOWN

2015		CAREER									
AVG.	AB	H	HR	RBI	by CATEGORY	AVG.	AB	H	HR	RBI	
.267	273	73	9	32	Home	.307	2429	745	74	357	
.234	265	62	6	33	Away	.273	2426	663	68	336	
.270	174	47	4	17	Day	.287	1505	432	33	185	
.242	364	88	11	48	Night	.291	3350	976	109	508	
.249	313	78	7	41	Pre-ASG	.281	2565	721	62	333	
.253	225	57	8	24	Post-ASG	.300	2290	687	80	360	
.200	140	28	4	10	vs. LHP	.302	1269	383	53	204	
.269	398	107	11	55	vs. RHP	.286	3586	1025	89	489	
.255	145	37	5	48	RISP	.305	1229	375	34	514	
.444	9	4	0	9	Bases Loaded	.326	86	28	1	66	
.429	7	3	0	1	Pinch Hitter	.333	42	14	2	5	
.250	505	126	14	61	Designated Hitter	.284	3301	937	94	469	

BALLPARK BREAKDOWN

	AVG.	AB	H	HR	RBI
Angel Stadium	.309	136	42	7	29
AT&T Park	.444	9	4	0	1
Busch Stadium	.280	25	7	1	2
Camden Yards	.306	121	37	6	17
Chase Field	.500	14	7	1	3
Citi Field	.000	4	0	0	0
Citizens Bank Park	.375	8	3	1	7
Comerica Park	.329	277	91	8	47
Coors Field	.222	9	2	0	0
Dodger Stadium	.000	4	0	0	1
Fenway Park	.264	125	33	4	18
Globe Life Arlington	.248	137	34	3	14
Great American Ball Park	.538	13	7	1	4
Kauffman Stadium	.312	2166	675	65	326
Mall of America Field	.256	86	22	1	7
Miller Park	.500	2	1	0	0
Minute Maid Park	.224	76	17	3	9
Nationals Park	.167	12	2	0	0
O.co Coliseum	.263	384	101	12	44
Old Yankee Stadium	.250	16	4	0	3
PETCO Park	.273	11	3	0	1
PNC Park	.313	16	5	0	2
Progressive Field	.271	255	69	5	33
Rogers Centre	.245	106	26	1	7
Safeco Field	.252	135	34	2	16
Sun Life Stadium	.300	10	3	0	1
Target Field	.281	199	56	4	30
Tropicana Field	.230	126	29	0	8
Turner Field	.118	17	2	1	1
U.S. Cellular Field	.250	280	70	12	53
Yankee Stadium	.289	76	22	4	9

FIELDING STATISTICS

First Base

YEAR	PCT.	G	PO	A	E	TC	DP
2007	.978	13	79	8	2	89	6
2008	.992	34	233	9	2	244	27
2009	.992	145	1141	92	10	1243	123
2010	.995	127	1002	96	6	1104	101
2011	1.000	11	86	8	0	94	10
2012	.982	20	147	15	3	165	18
2013	1.000	7	56	0	0	56	4
2014	.993	37	272	24	2	298	26
2015	1.000	7	49	7	0	56	4
Totals	.993	401	3065	259	25	3349	319

Outfield

YEAR	PCT.	G	PO	A	E	TC	DP
2007	.800	6	4	0	1	5	0
Totals	.800	6	4	0	1	5	0

BUTLER'S CAREER HIGHS

Hits: 5 (three times), September 5, 2013 vs. Seattle; May 13, 2013 at Los Angeles (AL); July 27, 2009 at Baltimore; 4 (13 times), last: Jun 17, 2015 vs. San Diego

Home Runs: 2 (seven times), April 25, 2012 at Cleveland; September 5, 2011 at Oakland; July 29, 2011 at Cleveland, September 25, 2009 vs. Minnesota; September 7, 2009 vs. Los Angeles (AL); April 29, 2009 vs. Toronto; August 30, 2008 at Detroit

Runs Batted In: 7, April 7, 2013 at Philadelphia; 6, July 3, 2007 vs. Seattle; 5, May 13, 2013 at Los Angeles (AL)

Stolen Bases: 1 (five times), last: July 5, 2012 at Toronto

Hitting Streak: 15, September 26, 2014 to April 18, 2015

Hitless Streak (At Bats): 20, April 26 to May 2, 2015

Game Ending RBI: 3, August 18, 2015 vs. Los Angeles-NL (double); July 18, 2012 vs. Seattle (home run); June 1, 2011 vs. Los Angeles-AL (home run)

Grand Slams: 1, April 7, 2013 at Philadelphia (Cole Hammels)

Pinch-Hit Home Runs: 2, July 25, 2014 vs. Cleveland (John Axford); June 17, 2012 at St. Louis (Jason Motte)

Inside-The-Park Home Runs: None.

Lead Off Home Runs: None.

MILESTONES WITHIN REACH

Yonder Alonso

Needs 57 hits for 500
Needs 7 doubles for 100

Henderson Alvarez

Needs 8 games and starts for 100

John Axford

Needs 46 strikeouts for 500

Billy Butler

Needs 145 at bats for 500
Needs 92 hits for 1500
Needs 21 walks for 500

Coco Crisp

Needs 36 games for 1500
Needs 31 hits for 1500
Needs 19 doubles for 300
Needs 1 stolen bases for 300

Sean Doolittle

Needs 13 games for 200

Felix Doubront

Needs 15 starts for 100
Needs 58 strikeouts for 500

Sonny Gray

Needs 24 games for 100
Needs 26 starts for 100
Needs 9.0 innings for 500
Needs 81 strikeouts for 500

Liam Hendriks

Needs 3 games for 100

Rich Hill

Needs 26 starts for 100
Needs 13 strikeouts for 500

Jed Lowrie

Needs 39 doubles for 200

Ryan Madson

Needs 41 games for 600

Jarrod Parker

Needs 38 games for 100
Needs 116 innings for 500

Josh Reddick

Needs 14 home runs for 100

Fernando Rodriguez

Needs 18 games for 200

Marc Rzepczynski

Needs 51 games for 400

Eric Sogard

Needs 65 games for 500

Danny Valencia

Needs 22 hits for 500

**INFIELDER/OUTFIELDER****Height/Weight:** 6-2 / 210**Bats/Throws:** Right / Right**Birthdate:** February 15, 1989**Opening Day Age:** 27**Birthplace/Resides:** San Jose, California / San Francisco, California**Major League Service:** 1 year**Obtained:** Acquired from Colorado for Austin House and cash, December 11, 2014**Contract Status:** First year of a one-year contract through 2016**CAREER HIGHLIGHTS**

Was acquired by the A's December 11, 2014 from the Rockies, who selected him from the Marlins organization in the Rule 5 draft earlier that day...spent the entire 2015 season with Oakland and batted .254 with 16 home runs and 70 RBI in 124 games in his Major League debut...led American League rookies and ranked fourth among Major League rookies in RBI...hit .285 with 68 home runs and 303 RBI in 496 games in five seasons in the Miami farm system...appeared in 336 games at first base, 83 in left field, 29 at third base, nine in right field and one at catcher...led the Marlins farm system in RBI (85) and ranked second in home runs (25) in 2011.

2015 HIGHLIGHTS

Was selected by Colorado in the Rule 5 draft prior to the season and traded to the A's...spent the entire season with Oakland, batting .254 with 16 home runs and 70 RBI in 124 games...led American League rookies and ranked fourth among Major League rookies in RBI...his 70 RBI were eighth most in Oakland history by a rookie...also tied for second among AL rookies in doubles (22), ranked third in runs (61) and extra base hits (41), tied for third in home runs, fourth in hits (112), tied for fourth in total bases (188), fifth in walks (33) and tied for fifth in multiple hit games (28)...batted .271 (79-for-292) with 13 of his 16 home runs against right-handed pitching compared to .221 (33-for-149) against left-handers...slugged .486 against righties, .309 against lefties...hit .109 off lefties through July 2, .306 with all three of his home runs off southpaws after that...had a .227 batting average, eight home runs and 35 RBI over his first 77 games through Aug. 7...then hit .289 with eight home runs and 35 RBI over his final 47 contests...batted .283 with runners in scoring position...hit 10 of his 16 home runs in the sixth inning or later...started 57 games at first base, a team-leading 48 in left field and one in right field...also appeared in one game at third base...did not have an assist in 61 games overall in the outfield, which were the fourth most games played in Athletics history by an outfielder with no assists...had two errors as an outfielder (.982 fielding percentage) and four as a first baseman (.993)...hit .297 as a first baseman, .217 as an outfielder...went 0-for-11 with six strikeouts and a RBI as a pinch hitter...the 11 at bats were the most in the AL and tied for second most in the majors among pinch hitters with no at bats...they tied for fifth most among hitless pinch hitters in Oakland history...made a team-leading 57 starts batting second in the order.

OAKLAND: Began his career by hitting safely in each of his first six games, going 11-for-30 (.367) with seven RBI...the six-game hitting streak was third longest in Oakland history by a player to start his career...went 3-for-5 with two doubles and four RBI in his Major League debut April 8 against Texas...the RBI were second most by an Athletic in his debut since the RBI became an official stat in 1920 (5, Ben Grieve on Sept. 3, 1997 vs. San Francisco)...is one of three Major Leaguers with at least three hits, two doubles and four RBI in their debuts...joins Grieve and the Phillies Ted Kazanski, who did it on June 25, 1953 against the Cubs...became the third Oakland Athletic with three hits in his debut (Grieve in 1997, Mike Rouse on June 9, 2006 vs New York-AL) and the third with two or more doubles (Grieve 3 in 1997, Carlos Gonzalez 2 on May 30, 2008 vs. Texas)...had a three-run double off Ross Detwiler in the third inning for his first hit...hit his first big league home run April 10 against Seattle in the second inning off Taijuan Walker...was hitting .297 over his first 19 games through May 2...then batted .136 over his final 22 games in May for a .169 average in the month...had a career-high 0-for-20 streak from May 9 to 21...stole two bases in a game for the first time in his career June 12 at Los Angeles (AL)...batted .167 over a 22-game stretch from June 18 to Aug. 1...had his first career walk-off RBI Aug. 2 against Cleveland, a two-out double in the bottom of the 10th inning...hit safely in a career-high seven

consecutive games from Aug. 5 to 15 (9-for-26, .346)...went 0-for-4 on Aug. 16 and then hit safely in his next seven games from Aug. 17 to .24...batted .517 (15-for-29) with four doubles, a triple, two home runs, 10 RBI, eight runs scored and six multiple hit games during the second streak...that included his first career four-hit game Aug. 18 against Los Angeles (NL)...also matched his best with three runs and two doubles in that contest...matched his career high with four RBI Aug. 23 against Tampa Bay and did it again Aug. 31 against Los Angeles (AL)...homered five times over an 11-game span from Aug. 31 to Sept. 12...finished August with a .309 batting average, 10 doubles and 21 RBI in 25 games, all the best single-month marks of his career...the doubles tied for third in the AL in August and the RBI ranked ninth...the RBI were the most by an A's rookie in any month since Nick Swisher had 21 in July, 2005...went 3-for-3 with two walks and a hit by pitch Sept. 15 at Chicago (AL) and the six times on base tied the Oakland record for most times on base (H+BB+HBP) in a nine-inning games (seventh time, last: Jack Cust, May 1, 2008 vs. Los Angeles-AL)...is the first Athletic since at least 1914 with at least three hits, two walks and one hit by pitch in a game...is just the 29th Major Leaguer to do it over that stretch (16th in a nine-inning game).

CAREER

2014—Spent the entire season at Triple-A New Orleans where he batted a minor league career-high .303 with 20 home runs and 82 RBI in 127 games...added 57 walks for a career-high .384 on-base percentage...also had career highs in at bats (465), runs (83), hits (141), extra base hits (51) and strikeouts (112) and matched his best in triples (3)...ranked sixth in the Pacific Coast League in runs, eighth in on-base percentage, ninth in hits and RBI and 10th in total bases (235)...ranked second in the Marlins farm system in home runs, fourth in RBI and seventh in batting...led the Zephyrs in runs, hits, walks and on-base percentage...hit .311 against right-handed pitching compared to .284 against left-handers...had a .331 batting average with runners in scoring position...12 of his 20 home runs came with runners on base...appeared in 61 games in left field, 40 at first base and 18 at third base...had five assists as an outfielder...committed two errors as an outfielder (.983 fielding percentage), two as a first baseman (.994) and three as a third baseman (.909)...hit .400 with eight home runs and 32 RBI in his 40 games at first base...saw his most action with 78 games batting third in the order...hit in every spot in the order except first, second and eighth...hit .280 with six home runs and 20 RBI in 23 games in May...had his lone two-homer game of the season May 5 at Round Rock...homered four times over a four-game stretch from May 5-8...went 39-for-95 (.411) with 24 runs scored and 23 RBI over a 25-game stretch from May 29 to June 24 to lift his average to .309...his average would not dip below .300 for the remainder of the season...reached base safely in 30 consecutive games from June 17 to July 21, which tied for the third longest reaching base streak in the PCL in 2014...hit .393 with a .481 on-base percentage during the streak...hit .390 during a season-high 10-game hitting streak from June 28 to July 8...finished June with a .384 batting average and a .457 on-base percentage in 27 games...then hit .337 with a .421 on-base percentage in 26 games in July...hit .100 with a home run and seven RBI in 17 games for Cibaenas in the Dominican Winter League following the season.

2013—Batted .273 with 13 home runs and 58 RBI in a minor league career-high 128 games for Double-A Jacksonville...also had career highs in doubles (32), hit by pitches (15) and sacrifice hits (5)...ranked third in the Southern League in doubles, sixth in on-base percentage (.371) and extra base hits (47) and 10th in total bases (191)...led the Suns in games, at bats (425), runs (63), hits (116), doubles, RBI, walks (54) and strikeouts (102)...batted .313 against left-handed pitching, .259 against right-handers...hit .342 after the All-Star Break...batted .322 on the road compared to .226 at home...appeared in 111 games at first base and 12 in left field...hit in every spot in the batting order except leadoff...saw his most action with 52 games in the clean-up spot...also hit .343 in 19 games batting third...finished April with a .282 batting average but then hit .200 in May and .230 in June...had a season-high nine-game hitting streak from July 20 to 29...went 19-for-33 (.576) with eight runs scored, five doubles, three home runs (1.000 slugging percentage), 12 RBI, three walks and a hit by pitch (.622 on-base percentage) during the streak...that included a 5-for-6 performance July 21 at Tennessee...hit .370 with four home runs and 17 RBI in July, his best monthly figures in 2013...then batted .283 in August.

2012—Spent the entire season at Single-A Jupiter where he batted .293 with six home runs and 68 RBI in 114 games...had minor league career highs in triples (3) and sacrifice flies (8)...tied for the Florida State League lead in sacrifice flies, ranked fourth in on-base percentage (.382), eighth in batting, tied for eighth in RBI and tied for 10th in walks (54)...batted .333 with runners in scoring position, .331 against left-handed pitching and .310 on the road...hit .400 in the eighth inning or later...appeared in

90 games at first base, 11 at third base and one at catcher...hit in every spot in the order from second through fifth but has his most playing time with 95 games hitting clean-up...hit .280 with two home runs and 12 RBI over his first 21 games before going on the disabled list May 2 with a sprained left thumb... was reinstated May 17...had a season-high 10-game hitting streak from May 22 to June 2 (15-for-39, .385)...hit .348 in 13 games in May...started at catcher in the second game of a July 16 doubleheader against Tampa and went 0-for-3...batted .315 over a 31-game stretch from July 17 to Aug. 19...had a .176 (6-for-34) batting average and four RBI in eight postseason games.

2011—Batted .276 in his first full season at Single-A Greensboro...had minor league career highs in home runs (25), RBI (85), walks (59), stolen bases (7) and slugging percentage (.529)...ranked second in the South Atlantic League in home runs and slugging, sixth in RBI and 10th in on-base percentage (.374)...led the Marlins farm system in RBI and ranked second in home runs...appeared exclusively at first base on defense (95 games)...batted .417 in 13 games in April...had 11 home runs and 25 RBI over a 27-game stretch from May 5 to June 17...was on the disabled list from May 10 to 24 with a sprained left wrist...homed twice May 26 at Lakewood and June 4 against Lakewood...connected for grand slams June 4 against Lakewood and Aug. 27 against Delmarva...had a season-high seven RBI at Hagerstown June 7...batted .327 with seven home runs and 26 RBI in 28 games in August...added 22 walks for a .446 on-base percentage...went 8-for-31 (.258) with a double, five walks and eight RBI in seven postseason games to help Greensboro to the SAL Championship.

2010—Began his professional career with the Marlins affiliate in the Gulf Coast Rookie League and went 3-for-17 (.176) in six games before he was transferred to Short Season Single-A Jamestown Aug. 21...batted .264 with four home runs and nine RBI in 14 games with the Jammers and combined for a .243 average overall...went 1-for-3 in his debut Aug. 15 at the Mets GCL club...hit his first professional home run in his New York-Penn League debut Aug. 22 in the second game of a doubleheader against Auburn.

PERSONAL/MISCELLANEOUS

Mark David Canha was originally signed by Marlins scout John Hughes...graduated from Bellarmine College Prep where he earned 2007 West Coast Athletic League MVP honors...attended the University of California, Berkeley where he was a two-time All Pac-10 selection...hit .333 with 22 home runs and 118 RBI in his Cal career.

LIFETIME PLAYING RECORD

Year	Club	AVG.	G	AB	R	H	2B	3B	HR	RBI	SH	SF	HP	BB	SO	SB	CS	SLG	OBP	E
2010	GCL Marlins	.176	6	17	3	3	0	0	0	1	0	1	1	2	1	1	1	.176	.286	0
	Jamestown	.264	14	53	7	14	3	1	4	9	0	0	0	6	13	0	0	.585	.339	2
2011	Greensboro	.276	107	384	72	106	22	0	25	85	0	7	5	59	85	7	3	.529	.374	5
2012	Jupiter	.293	114	406	65	119	24	3	6	68	1	8	9	54	75	1	3	.411	.382	10
2013	Jacksonville	.273	128	425	63	116	32	2	13	58	5	5	15	54	102	6	1	.449	.371	9
2014	New Orleans	.303	127	465	83	141	28	3	20	82	0	7	8	57	112	3	1	.505	.384	7
2015	OAKLAND	.254	124	441	61	112	22	3	16	70	0	3	8	33	96	7	2	.426	.315	6
ML Totals		.254	124	441	61	112	22	3	16	70	0	3	8	33	96	7	2	.426	.315	6

CAREER TRANSACTIONS

2010 — Selected by the Florida Marlins organization in the 7th round of the First-Year Player Draft. **2014** — Selected by the Colorado Rockies in the Rule 5 draft, December 11. Traded to the Oakland Athletics for minor league pitcher Austin House and cash considerations, December 11.

VS. THE AMERICAN LEAGUE

2015					CAREER					
AVG.	AB	H	HR	RBI	vs. TEAM	AVG.	AB	H	HR	RBI
.208	24	5	1	2	Baltimore	.208	24	5	1	2
.313	16	5	1	3	Boston	.313	16	5	1	3
.208	24	5	0	1	Chicago	.208	24	5	0	1
.133	15	2	0	2	Cleveland	.133	15	2	0	2
.333	9	3	0	2	Detroit	.333	9	3	0	2
.240	50	12	2	7	Houston	.240	50	12	2	7
.143	7	1	0	0	Kansas City	.143	7	1	0	0
.204	49	10	2	8	Los Angeles	.204	49	10	2	8
.111	18	2	1	2	Minnesota	.111	18	2	1	2
.286	14	4	0	2	New York	.286	14	4	0	2
—	0	0	0	0	Oakland	—	0	0	0	0
.292	72	21	4	11	Seattle	.292	72	21	4	11
.444	18	8	2	8	Tampa Bay	.444	18	8	2	8
.263	57	15	3	12	Texas	.263	57	15	3	12
.286	14	4	0	2	Toronto	.286	14	4	0	2

VS. THE NATIONAL LEAGUE

2015					CAREER					
AVG.	AB	H	HR	RBI	vs. TEAM	AVG.	AB	H	HR	RBI
.214	14	3	0	2	Arizona	.214	14	3	0	2
.000	5	0	0	1	Colorado	.000	5	0	0	1
.750	8	6	0	2	Los Angeles	.750	8	6	0	2
.250	8	2	0	1	San Diego	.250	8	2	0	1
.211	19	4	0	2	San Francisco	.211	19	4	0	2

MONTHLY BREAKDOWN

2015					CAREER					
AVG.	AB	H	HR	RBI	by MONTH	AVG.	AB	H	HR	RBI
.279	68	19	2	10	April	.279	68	19	2	10
.169	65	11	4	10	May	.169	65	11	4	10
.265	49	13	2	6	June	.265	49	13	2	6
.208	48	10	0	7	July	.208	48	10	0	7
.309	94	29	3	21	August	.309	94	29	3	21
.248	105	26	4	15	September	.248	105	26	4	15
.333	12	4	1	1	October	.333	12	4	1	1

BATTING BREAKDOWN

2015					CAREER					
AVG.	AB	H	HR	RBI	by CATEGORY	AVG.	AB	H	HR	RBI
.268	209	56	8	41	Home	.268	209	56	8	41
.241	232	56	8	29	Away	.241	232	56	8	29
.256	160	41	6	27	Day	.256	160	41	6	27
.253	281	71	10	43	Night	.253	281	71	10	43
.246	207	51	8	33	Pre-ASG	.246	207	51	8	33
.261	234	61	8	37	Post-ASG	.261	234	61	8	37
.221	149	33	3	16	vs. LHP	.221	149	33	3	16
.271	292	79	13	54	vs. RHP	.271	292	79	13	54
.283	113	32	4	51	RISP	.283	113	32	4	51
.500	6	3	0	8	Bases Loaded	.500	6	3	0	8
.000	11	0	0	1	Pinch Hitter	.000	11	0	0	1
.000	6	0	0	0	Designated Hitter	.000	6	0	0	0

BALLPARK BREAKDOWN

	AVG.	AB	H	HR	RBI
Angel Stadium	.194	31	6	0	1
AT&T Park	.143	7	1	0	0
Camden Yards	.235	17	4	1	2
Chase Field	.214	14	3	0	2
Comerica Park	.500	2	1	0	0
Fenway Park	.417	12	5	1	3
Goody's Field	.214	28	6	2	5
Kauffman Stadium	.143	7	1	0	0
Minute Maid Park	.179	28	5	0	2
O.co Coliseum	.268	209	56	8	41
Progressive Field	.143	7	1	0	0
Rogers Centre	.500	8	4	0	2
Safeco Field	.212	33	7	2	4
Target Field	.100	10	1	1	2
Tropicana Field	.500	6	3	1	3
U.S. Cellular Field	.313	16	5	0	1
Yankee Stadium	.500	6	3	0	2

FIELDING STATISTICS

First Base							
YEAR	PCT.	G	PO	A	E	TC	DP
2015	.993	75	491	47	4	542	58
Totals	.993	75	491	47	4	542	58

Third Base							
YEAR	PCT.	G	PO	A	E	TC	DP
2015	1.000	1	0	2	0	2	0
Totals	1.000	1	0	2	0	2	0

Outfield							
YEAR	PCT.	G	PO	A	E	TC	DP
2015	.982	61	107	0	2	109	0
Totals	.982	61	107	0	2	109	0

CANHA'S CAREER HIGHS

Hits: 4, August 18, 2015 vs. Los Angeles (NL)
Home Runs: 1 (16 times), last: October 4, 2015 at Seattle
Runs Batted In: 4 (three times), last: August 31, 2015 vs. Los Angeles (AL)
Stolen Bases: 2, June 12, 2015 at Los Angeles (AL)
Hitting Streak: 7 (twice), last: August 17-24, 2015
Hitless Streak (At Bats): 20, May 9-21, 2015
Game Ending RBI: 1, August 2, 2015 vs. Cleveland (double)
Grand Slams: None
Pinch-Hit Home Runs: None
Inside-The-Park Home Runs: None
Lead Off Home Runs: None

**RIGHT-HANDED PITCHER****Height/Weight:** 5-11 / 242**Bats/Throws:** Right / Right**Birthdate:** November 14, 1982**Opening Day Age:** 33**Birthplace/Resides:** Pimentel, Dominican Republic / Pimental, Dominican Republic**Major League Service:** 22 days**Obtained:** Acquired from St. Louis for cash, August 8, 2014**Contract Status:** First year of a one-year contract through 2016**NON-ROSTER INVITEE****CAREER HIGHLIGHTS**

Made his Major League debut with Oakland in 2015 after pitching for six different Major League organizations in six seasons with Detroit (2006-08), Philadelphia (2009), Tampa Bay (2009), Los Angeles-AL (2013), St. Louis (2014) and Oakland (2014)...that does not include two seasons in the Mexican League (2010-11) and three games in Japan in 2012...went 0-1 with a 2.25 ERA in five relief appearances with Oakland in 2015...is also 40-28 with a 3.70 ERA in 196 games, including 73 starts, as a minor leaguer...was originally drafted by Detroit in 2006 and made 34 starts and two relief appearances over his first two seasons...pitched primarily in relief from 2008-12 but has 39 starts and 54 relief appearances over the last three seasons...led the Dominican Winter League with a 1.29 ERA for Cibaenas in 2013.

2015 HIGHLIGHTS

Made his Major League debut with Oakland and was 0-1 with a 2.25 ERA in five relief appearances over three stints...allowed eight hits in 4.0 inning for a .444 opponents batting average...was selected from Triple-A Nashville May 8 and made his debut May 9 at Seattle (0.2 ip, 1 h, 1 bb)...was charged with the loss in his second outing May 11 against Boston when he allowed a leadoff home run to Pablo Sandoval in the 11th inning, his only run in his five appearances...had a 3.00 ERA in four games when he was optioned back to Nashville May 26...did not pitch during his second stint from May 30-31...was recalled July 24, pitched a scoreless sixth inning that day at San Francisco, and was optioned back to Nashville following the game...spent the balance of the season with the Sounds where he was 2-1 with eight saves and a 3.13 ERA in 38 games, including two starts...had career highs in saves and games pitched...allowed a .242 opponents batting average, including .231 (31-for-134) against right-handed hitters compared to .258 (23-for-89) against left-handers...issued 16 of his 19 walks to righties...opponents hit .208 with runners in scoring position, including .160 with RISP and two outs...logged a 0.53 ERA in the ninth inning, a 4.15 ERA in all other innings...compiled a 0.60 ERA and .083 opponents batting average in nine day games...surrendered five of his six home runs on the road...five were solo shots...converted 8-of-9 (88.9%) save opportunities...allowed 7-of-17 (41.2%) inherited runners to score...went 3-1 with a 3.50 ERA in nine games, eight starts, for Cibaenas in the Dominican Winter League.

NASHVILLE: His two starts came over his first three outings of the season...struck out a season-high five batters in his first start April 11 at Colorado Springs...had season-highs in innings pitched (5.0), hits (5) and runs (4) and was tagged with his only loss of the season in his second start April 21 against Oklahoma City...was 0-1 with a 6.48 ERA in his two starting assignments...compiled a 2.60 ERA in his 36 relief appearances...tossed at least three innings in each of his first four appearances but fewer than three innings in 32 of his final 33 contests...was 0-1 with a 3.79 ERA, .211 opponents batting average and 20 strikeouts in 19.0 innings at the time of his first promotion to Oakland May 8...then went 2-0 with a 2.83 ERA, .257 opponents batting average and 25 strikeouts in 41.1 innings over his final 32 contests...was optioned to Nashville May 26 and pitched a scoreless inning May 28 at Sacramento for his first save before returning to Oakland May 30...returned to Nashville the next day and did not allow a run in his first three games, giving him a 12.0-inning scoreless streak overall at Triple-A from April 26 to June 9...allowed eight runs over an 11-game stretch from June 9 to July 19 for a 4.08 ERA and was promoted to Oakland a third time July 24...returned that same day and had an 11.0-inning scoreless streak over a 10-game stretch from July 26 to Aug. 18...opponents went 5-for-38 (.132) over that span...converted each of his final seven save opportunities beginning July 29...yielded a season-high two home runs and matched his season high with four runs in 0.2 innings Aug. 27 at Tacoma.

CAREER

2014—Began the season at Triple-A Memphis in the St. Louis organization and was 9-6 with a save and a 4.01 ERA in 26 games, 14 starts, when he was traded to the Oakland organization Aug. 8 for cash considerations...went 0-3 with a 7.78 ERA in four starts for Sacramento...combined for a 9-9 record and a 4.66 ERA in 30 games, including 18 starts, overall...had career highs in losses and runs (71)... began the season in the starting rotation at Memphis and went 7-4 with a 3.38 ERA in 14 starts...his final 12 appearances with the Redbirds came in relief...logged a 2-2 record and a 6.88 ERA out of the bullpen...allowed 2-of-6 (33.3%) inherited runners to score...was 7-7 with a 4.27 ERA in 18 starts overall...allowed a .289 opponents batting average, including .270 against left-handed hitters compared to .304 against right-handers...surrendered 10 of his 14 home runs to righties...yielded a .309 average with runners in scoring position...was 3-2 with a 2.77 ERA in 11 games at Memphis, 6-7 with a 6.24 ERA in 19 games in all other ballparks...had a four-game winning streak from April 25 to May 17...compiled a 1.45 ERA and .178 opponents batting average over that five-start stretch...tossed a season-high 7.0 innings in back-to-back starts May 10 against Round Rock and May 17 against Omaha...struck out a season-high eight batters in 6.2 scoreless innings May 28 against Iowa...it was his only game with more than four strikeouts...tossed 7.0 innings in back-to-back starts again June 8 against Nashville and June 13 against Reno...went 3-1 with a 1.67 ERA in five starts in June...tossed 6.0 innings and allowed just one run for the win in his final Memphis start June 20 at Salt Lake...made his first relief appearance June 26 against Round Rock and did not allow a run in his first two appearances out of the bullpen (4.2 ip)... was named to the Pacific Coast League Midseason All-Star Team and pitched 0.1 innings in the Triple-A All-Star Game July 16 at Durham (1 h, 1 so)...was credited with his only save of the season July 25 at Iowa (1.0 ip, 3 h, 1 r, 1 er, 1 bb, 1 so)...tossed 2.0 scoreless innings for the win in his final appearance with Memphis Aug. 5 at Round Rock...was traded to the A's organization Aug. 8 and tossed 4.0 innings without allowing an earned run in his first start Aug. 12 against Colorado Springs...then took the loss in each of his final three starts (9.77 ERA)...pitched for Aguilas in the Dominican Winter League following the season and was 3-4 with a 7.32 ERA in 10 games, eight starts.

2013—Spent the entire season with Triple-A Albuquerque in the Los Angeles Dodgers organization and went 8-5 with a 3.48 ERA in 25 games, including 19 starts...allowed just seven home runs in 116.1 innings, an average of 0.54 per nine innings...ranked fourth in the Dodgers farm system and fifth in the Pacific Coast League in ERA...allowed a .272 opponents batting average, including .265 against right-handed hitters compared to .279 against left-handers...yielded a .233 average with runners in scoring position...went 6-2 with a 2.92 ERA in 16 games before the All-Star Break, 2-3 with a 4.46 ERA in nine games after the break...was 7-4 with a 3.20 ERA in his 19 starting assignments compared to 1-1 with a 5.40 ERA in six relief appearances...did not allow a home run over a 12-game stretch from April 29 to July 18 (57.0 innings)...had a four-game winning streak from May 14 to July 11...compiled a 2.03 ERA over that eight-game stretch...was on the disabled list from June 4 to July 1 with an inflamed left oblique muscle...tossed a season-high 7.0 innings in back-to-back starts Aug. 6 at Fresno and Aug. 12 against Salt Lake...was placed on the disabled list a second time Aug. 31 with a strained right calf and missed the remainder of the season...went 4-3 with a league-leading 1.29 ERA for Cibaenas in the Dominican Winter League...also pitched for the Dominican Republic in the Caribbean Series and took the loss in his only start (3.0 ip, 2 h, 1 r, 1 er, 2 bb, 1 so, 3.00 ERA).

2012—Pitched in Japan for the Fukuoka Softbank Hawks...made three relief appearances for an 0-0 record with a 6.00 ERA...also went 4-1 with a 2.90 ERA in 19 relief appearances with Cibaenas in the Dominican Winter League...was 1-0 with a 1.84 ERA in two starts for the Dominican Republic in the Caribbean Series.

2011—Went 4-4 with four saves and a 5.44 ERA in 21 games, including three starts, for Saltillo of the Mexican League...allowed just two home runs in 39.2 innings...opponents hit .323, which included a .255 mark by right-handed hitters compared to .448 against left-handers...surrendered both of his home runs to lefties...yielded a .143 average with runners in scoring position and two outs...converted all four of his saves over a four-game stretch from June 8 to 13...tossed a complete game five-hit shutout in the second game of a doubleheader July 17 against Monclova...went 5-3 with two saves and a 2.53 ERA in 21 games, one start, for Cibaenas in the Dominican Winter League.

2010—Pitched in the Mexican League for Chihuahua and went 3-1 with a 4.70 ERA in five starts...allowed a .236 opponents batting average...that included .214 against right-handed hitters compared to

.275 against lefties...opponents hit .125 with RISP and two outs...won each of his final three starts (4.26 ERA)...also pitched for the independent Lincoln Saltdogs and was 3-3 with a 3.16 ERA in six starts...compiled a 0-1 record and a 1.17 ERA in nine games, including two starts, for Cibaenas in the Dominican Winter League...made one appearance for Culiacan in the Mexican Pacific Winter League (1.0 ip).

2009—Signed as a minor league free agent with the Phillies May 22...began the season with Double-A Reading...went 2-1 with a 7.00 ERA in 14 relief appearances...was 1-for-1 in save attempts...was released July 31 and signed a minor league deal with the Tampa Bay organization Aug. 8...was assigned to Single-A Charlotte getting hit for 15 runs over 6.0 innings covering four relief appearances...was called up to Double-A Montgomery in September making two more relief appearances covering 2.2 innings.

2008—Appeared in 47 games between Single-A Lakeland and Double-A Erie, all in relief...nailed down 7-of-8 (87.5%) save opportunities...had a solid reverse split in Erie holding left-handed hitters to a .169 batting average...was released by the Tigers October 20 and signed by the Cubs Dec. 5 before his contract was voided.

2007—Made 27 appearances, 25 starts, between Single-A West Michigan and Lakeland...totalled 151.1 innings pitched with a complete game...was 2-2 with a 1.85 ERA in five May starts.

2006—Made his professional debut with the DSL Tigers and was 4-1 with a 1.39 ERA in nine starts...struck out 71 in 58.1 innings and his average of 10.95 strikeouts per nine innings ranked third in the DSL...struck out 14 against the Nationals Aug. 9 in a one-hit scoreless outing.

PERSONAL/MISCELLANEOUS

Angel M. Castro...played college baseball at Western Oklahoma State Junior College in Altus, Okla.

LIFETIME PITCHING RECORD

Year	Club	W	L	ERA	G	GS	CG	SHO	SV	IP	H	R	ER	HR	HB	BB	IBB	SO	WP	BK
2006	DSL Tigers	4	1	1.39	9	9	1	0	0	58.1	34	11	9	1	1	10	0	71	3	0
2007	West Michigan	7	4	3.01	14	12	0	0	0	77.2	66	29	26	10	2	23	0	43	5	0
	Lakeland	4	2	3.79	13	13	1	0	0	73.2	71	34	31	6	6	26	0	35	1	0
2008	Lakeland	2	1	2.80	21	0	0	0	5	35.1	39	12	11	1	3	11	2	19	1	1
2008	Erie	2	2	3.30	26	0	0	0	2	43.2	31	19	16	3	1	19	0	33	4	0
2009	Reading	2	1	7.00	14	0	0	0	1	18.0	26	21	14	2	1	12	1	10	5	0
	Charlotte	0	2	22.50	4	0	0	0	0	6.0	11	15	15	3	0	7	0	6	1	0
	Montgomery	0	0	6.75	2	0	0	0	0	2.2	4	2	2	0	0	3	1	1	0	0
2010	Chihuahua (Mex.)	3	1	4.70	5	5	0	0	0	30.2	26	16	16	2	1	14	0	24	1	0
	Lincoln (Ind.)	3	3	3.16	6	6	0	0	0	31.1	30	16	11	2	2	13	0	21	1	0
2011	Saltillo (Mex.)	4	4	5.45	21	3	1	1	4	39.2	53	30	24	2	1	22	5	34	2	0
2012	Fukuoka (Japan)	0	0	6.00	3	0	0	0	0	3.0	5	3	2	1	0	2	0	0	0	0
2013	Albuquerque	8	5	3.48	25	19	0	0	0	116.1	123	50	45	7	4	37	2	91	5	0
2014	Memphis	9	6	4.01	26	14	0	0	1	94.1	96	51	42	11	2	26	1	63	2	0
	Sacramento	0	3	7.78	4	4	0	0	0	19.2	34	20	17	3	1	6	0	10	0	0
2015	Nashville	2	1	3.13	38	2	0	0	8	60.1	54	23	21	6	3	19	0	45	0	0
	OAKLAND	0	1	2.25	5	0	0	0	0	4.0	8	1	1	1	0	3	0	4	0	0
ML Totals		0	1	2.25	5	0	0	0	0	4.0	8	1	1	1	0	3	0	4	0	0
Minor League Totals		40	28	3.70	196	73	2	0	17	606.0	589	287	249	53	24	199	7	427	27	1

CAREER TRANSACTIONS

2006 — Selected by the Detroit Tigers in the 13th round of the First-Year Player Draft. **2008** — Released, October 20. **2009** — Signed by the Philadelphia Phillies to a minor league contract, May 22. Released, July 31; signed by the Tampa Bay Rays to a minor league contract, August 8. Elected free agency, November 9. **2012** — Signed by the Los Angeles Dodgers to a minor league contract, December 7. **2013** — Elected free agency, November 4; signed by the St. Louis Cardinals, December 12. **2014** — Traded to the Oakland Athletics organization for cash considerations, August 8. **2015** — Elected free agency, October 5; re-signed by the Oakland Athletics to a minor league contract, November 4.

VS. THE AMERICAN LEAGUE

2015		CAREER												
ERA	W	L	S	G	IP	ER	vs. TEAM	ERA	W	L	S	G	IP	ER
9.00	0	1	0	1	1.0	1	Boston	9.00	0	1	0	1	1.0	1
0.00	0	0	0	1	0.1	0	Houston	0.00	0	0	0	1	0.1	0
0.00	0	0	0	1	0.2	0	Seattle	0.00	0	0	0	1	0.2	0
0.00	0	0	0	1	1.0	0	Tampa Bay	0.00	0	0	0	1	1.0	0

VS. THE NATIONAL LEAGUE

2015		CAREER												
ERA	W	L	S	G	IP	ER	vs. TEAM	ERA	W	L	S	G	IP	ER
0.00	0	0	0	1	1.0	0	San Francisco	0.00	0	0	0	1	1.0	0

MONTHLY BREAKDOWN

2015		CAREER												
ERA	W	L	S	G	IP	ER	by MONTH	ERA	W	L	S	G	IP	ER
3.00	0	1	0	4	3.0	1	May	3.00	0	1	0	4	3.0	1
0.00	0	0	0	1	1.0	0	July	0.00	0	0	0	1	1.0	0

PITCHING BREAKDOWN

2015		CAREER												
ERA	W	L	S	G	IP	ER	by CATEGORY	ERA	W	L	S	G	IP	ER
9.00	0	1	0	1	1.0	1	Home	9.00	0	1	0	1	1.0	1
0.00	0	0	0	4	3.0	0	Away	0.00	0	0	0	4	3.0	0
—	0	0	0	0	0.0	0	Day	—	0	0	0	0	0.0	0
2.25	0	1	0	5	4.0	1	Night	2.25	0	1	0	5	4.0	1
3.00	0	1	0	4	3.0	1	Pre-ASG	3.00	0	1	0	4	3.0	1
0.00	0	0	0	1	1.0	0	Post-ASG	0.00	0	0	0	1	1.0	0
—	0	0	0	0	0.0	0	Starter	—	0	0	0	0	0.0	0
2.25	0	1	0	5	4.0	1	Reliever	2.25	0	1	0	5	4.0	1

BALLPARK BREAKDOWN

	ERA	W	L	S	G	IP	ER
AT&T Park	0.00	0	0	0	1	1.0	0
Minute Maid Park	0.00	0	0	0	1	0.1	0
O.co Coliseum	9.00	0	1	0	1	1.0	1
Safeco Field	0.00	0	0	0	1	0.2	0
Tropicana Field	0.00	0	0	0	1	1.0	0

FIELDING STATISTICS

Pitcher							
Year	Pct.	G	PO	A	E	TC	DP
2015	—	5	0	0	0	0	0
Totals	—	5	0	0	0	0	0

CASTRO'S CAREER BESTS

Low Hit Complete Game: None
Innings Pitched: 1.0 (three times), last: July 24, 2015 at San Francisco
Strikeouts: 1 (four times), last: July 24, 2015 at San Francisco
Pitches: 22 (twice), last: May 21, 2015 at Tampa Bay
Longest Winning Streak: None
Longest Losing Streak: 1, May 11, 2015 to present
Longest Scoreless Streak: 2.1 May 19, 2015 to present

ATHLETICS MOST ALL-STAR GAME SELECTIONS

- 9 Mark McGwire
- 6 Jim Hunter
- 6 Reggie Jackson
- 6 Rickey Henderson
- 5 Bert Campaneris
- 5 Bob Johnson
- 5 Jose Canseco

**INFIELDER****Height/Weight:** 6-0 / 212**Bats/Throws:** Right / Right**Birthdate:** April 28, 1993**Opening Day Age:** 22**Birthplace/Resides:** Victorville, California / Dove Canyon, California**Major League Service:** None**Obtained:** Selected in the 1st round of the 2014 First-Year Player Draft**Contract Status:** First year of a one-year contract through 2016**NON-ROSTER INVITEE****CAREER HIGHLIGHTS**

Was the A's first round selection (25th pick overall) in the 2014 draft and is a .249 hitter with 28 home runs and 77 RBI in 134 games in two seasons as a professional...missed two months of the 2015 season with a knee and wrist injury but still hit 23 home runs in 80 games with Single-A Stockton...spent most of his first pro season at Beloit in 2014 but had a late season promotion to Midland and batted .310 with two home runs and four RBI in eight postseason games to help the RockHounds to the Texas League Championship...was rated by *Baseball America* as the A's fourth best prospect following the 2014 season and third best after 2015.

2015 HIGHLIGHTS

Spent the entire season at Single-A Stockton but appeared in just 80 games due to two stints on the disabled list...batted .250 with 23 home runs and 57 RBI...despite the limited playing time, he led the A's farm system in home runs and tied for seventh with 47 extra base hits...tied for seventh in the California League in home runs for the season but his 23 home runs were the most in the league from May 7 to Aug. 3 (between his two stints on the DL)...hit .259 (62-for-239) against right-handed pitching compared to .215 (14-for-65) against left-handers...clubbed 16 of his 23 home runs at home...batted .260 with runners in scoring position...appeared exclusively at third base on defense where he committed 19 errors in 77 games for a .922 fielding percentage...also batted .273 in three games at designated hitter...hit .262 with 15 home runs and 36 RBI in 45 games batting fourth...also hit fifth 26 times, sixth six times and third three times...was rated as the A's third best prospect by *Baseball America* following the season.

STOCKTON: Began the season on the disabled list with a strained left knee and was reinstated May 7...went 1-for-18 (.056) over his first five games...then hit .297 over a 28-game stretch from May 13 to June 13 to lift his average to .264...connected for his lone two-homer game of the season May 31 against Lake Elsinore...had season highs in runs (3), hits (3) and doubles (2) June 13 at Rancho Cucamonga...had a season-high eight-game hitting streak from June 19 to 30 but had just one hit in each game (8-for-31, .258)...homed in three consecutive games from June 19-21...that included a season-high three RBI performance on the 19th against Bakersfield...had six home runs and 12 RBI over an 11-game stretch from June 19 to July 3...equalled his season high with three hits and three RBI July 12 against Elsinore...matched his season high with three runs July 15 at San Jose...had a season-high tying two doubles and three hits July 18 against Bakersfield...homed in three consecutive games for the second time July 18-20...that was part of a 19-game stretch from July 12 to Aug. 1 where he had nine home runs and 19 RBI...matched his season-high with three RBI July 25 at Lancaster...then had season highs in doubles (2) and hits (3) the next day to lift his average to a season-high .266...went 5-for-37 (.135) over his final 10 games to finish the year at .250...had his best month in July when he hit .280 with 10 doubles, a triple, 10 home runs and 22 RBI in 29 games...slugged .673...tied for the lead in all of minor league baseball in July home runs (Adam Duvall, Louisville) and tied for second in extra base hits (21)...drove in a season-high tying three-runs Aug. 1 at San Jose...was placed on the disabled list a second time Aug. 4 with a left wrist contusion...was reinstated Sept. 2 and went 0-for-11 over his final three games...was not on the Ports postseason roster.

CAREER

2014—Spent most of his first professional season at Single-A Beloit of the Midwest League where he batted .237 with five home runs and 20 RBI in 50 games...also appeared in three games with the A's af-

affiliate in the Arizona Rookie League and one with Double-A Midland and hit .246 in 54 games overall...batted .250 against left-handed pitchers compared to .245 against right-handers...hit .343 when leading off an inning...went 2-for-5 (.400) with a home run and five RBI with the bases loaded...with Beloit, had a .195 batting average at home compared to .272 on the road...appeared exclusively at third base on defense where he committed 12 errors in 41 games for a .910 fielding percentage...also hit .306 with two of his five home runs in 12 games as the designated hitter...saw most of his playing time with 48 games batting third in the order...went 2-for-5 with a double in his professional debut with the A's affiliate in the Arizona Rookie League on June 20 against the Angels...went 6-for-14 (.429) with three two-hit games in three games before he was transferred to Beloit June 23...hit his first professional home run June 29 against Kane County...was batting .267 with two home runs and eight RBI in 21 games with the Snappers when he was placed on the disabled list July 17 with a left hip contusion...was reinstated July 25 and hit .217 with three home runs and 12 RBI in 29 games following his return...hit his first career grand slam Aug. 22 against Quad Cities and had a season-high six RBI...was sent to Midland Sept. 1 and went 0-for-3 in his only game that day at Frisco...then batted .310 with two home runs and four RBI in eight postseason games to help the RockHounds to the Texas League Championship...was rated as the A's fourth best prospect by *Baseball America* following the season.

PERSONAL/MISCELLANEOUS

Matthew James Chapman was originally signed by A's scout Eric Martins...graduated from El Toro (CA) High School...attended Cal State Fullerton...was All-Big West Honorable Mention as a freshman, Second Team as a sophomore and First Team as a senior...was a *Baseball America* and Louisville Slugger Third-Team All-American as a junior.

LIFETIME PLAYING RECORD

Year	Club	AVG.	G	AB	R	H	2B	3B	HR	RBI	SH	SF	HP	BB	SO	SB	CS	SLG	OBP	E
2014	AZL Athletics	.429	3	14	1	6	1	1	0	0	0	0	0	1	1	0	0	.643	.467	1
	Beloit	.237	50	190	22	45	8	3	5	20	0	0	5	7	46	2	1	.389	.282	11
	Midland	.000	1	3	0	0	0	0	0	0	0	0	0	0	0	0	0	.000	.000	0
2015	Stockton	.250	80	304	60	76	21	3	23	57	0	4	5	39	79	4	1	.566	.341	19
Minor League Totals		.249	134	511	83	127	30	7	28	77	0	4	10	47	126	6	2	.499	.322	31

CAREER TRANSACTIONS

2014 — Selected by the Oakland Athletics in the 1st round (25th selection overall) of the First-Year Player Draft.

INFIELDER/OUTFIELDER**Height/Weight:** 6-1 / 195**Bats/Throws:** Left / Right**Birthdate:** June 18, 1985**Opening Day Age:** 30**Birthplace/Resides:** Rockville, Maryland / Birmingham, Alabama**Major League Service:** 5 years, 148 days**Obtained:** Acquired from the Chicago Cubs for Aaron Brooks, February 25, 2016**Contract Status:** First year of a one-year contract through 2016.**CAREER HIGHLIGHTS**

Is a .268 career hitter with 46 home runs and 199 RBI in 666 games seven seasons with the Marlins (2009-13) and Cubs (2014-15)...batted .265 with 25 home runs and 82 RBI in 273 games in his two seasons with Chicago after hitting .270 with 21 home runs and 117 RBI in 393 games in five seasons with Florida/Miami...was named National League Rookie of the Year in 2009 with Florida after hitting .321 with 31 doubles, six triples, nine home runs and 47 RBI in 128 games...in 2008, was named to the Southern League Midseason and Postseason All-Star teams, was a *Baseball America* First Team Minor League All-Star and a *Baseball America* Double-A All-Star...participated in the 2007 All-Star Futures Game...earned South Atlantic League All-Star honors with Single-A Greensboro that year.

2015 HIGHLIGHTS

Had career highs in home runs (16), walks (58), stolen bases (11) extra base hits (47) and games played (148) and matched his best in triples (6) in his second season with Chicago (NL)...also struck out a career-high 94 times...batted .250 and added 41 RBI...tied for eighth in the National League in triples...made each of his 119 starts in games started by a right-handed pitcher...hit .264 (105-for-397) with all 16 of his home runs and all 41 of his RBI off right-handers compared to .116 (5-for-43) against south-paws...appeared in 99 games in left field, 21 in right field, 15 at second base, five at first base and three at third base...committed just one error, and it came as a second baseman...did not make an error in 119 games in the outfield (173 total chances) and was one of four qualifying (min. 108 games) outfielders in the NL with a fielding percentage of 1.000...joins Juan Pierre (2006) as the only qualifying outfielders in Cubs history to go an entire season without an error...his last error as an outfielder came on July 25, 2014...now has a 177-game errorless streak in the outfield...had nine outfield assists in 2015, which tied for seventh in the NL...sporting a .287 average with 10 homers on the road...batted .212 with six homers at Wrigley Field...hit .358 with four home runs and 11 RBI in 18 interleague games...had a .327 batting average when putting the first pitch in play...batted .329 in situations deemed close and late...hit .156 with runners in scoring position and two outs.

CHICAGO: Batted .375 in his first six games, but hit just .149 in his next 24 contests from April 14-May 10...moved from left field to third base in the eighth inning, April 13 against Cincinnati...it was his first appearance at the hot corner since playing eight games there for Miami in 2013...finished the game 3-for-4 with two runs, a double, a homer, a walk and a RBI...the next day, he moved from left field to second base against the Reds...it was his first appearance at second since two games in 2013 with Miami...belted a game-tying seventh-inning solo homer April 24 in Cincinnati in a game the Cubs would win 7-3 in 11 innings...made his Major League debut at first base May 9 at Milwaukee...coaxed a walk-off walk May 13 against New York (NL) to give the Cubs a 2-1 win...had his first of two two-homer game May 19 at San Diego...hit a third-inning solo blast off James Shields then a solo blast in the ninth off Craig Kimbrel...had a season-best seven-game hitting streak from June 7 to 14...batted .381 (8-for-21) during the streak...collected a season-high two doubles, June 14 against Cincinnati...on June 19 he took over the lead for the longest active consecutive games played streak at 128 dating back to July 23, 2014...gained the lead when Atlanta's Freddie Freeman sat out the day before due to an injured wrist, ending his streak at 234 games...did not appear in the final game of the first half on July 12 against Chicago (AL) to end the streak at 150 games...walked in five-straight games and drew seven free passes, June 24-28...enjoyed a torrid June in which he hit .317 with eight doubles, a homer, six RBI, 15 walks and a .434 on-base percentage in 27 games...had his second two-homer game of the season and the fifth of his career Aug. 14 at Chicago (AL)...drove in a career-high four runs in that contest...

reached base safely in a season-high 13-straight games from Aug. 29 to Sept. 15...belted a homer and two triples on Sept. 13 at Philadelphia...became the first Cub since Roy Smalley in 1950 to record two triples and a home run in the same game...finished the game with four hits, matching his career high...went 1-for-12 (.083) in six postseason games...made his postseason debut with a start in left field in Game 1 of the NLDS against St. Louis and went 0-for-3...singled in Game 3 for his only hit and was 1-for-5 (.200) in the NLDS...then went 0-for-7 in the NLCS against New York (NL)...including 0-for-4 in his only start in Game 2 in right field.

CAREER

2014—Spent the majority of his first season in the Chicago organization with the Cubs after he was selected from Triple-A Iowa May 3...hit .283 with 28 doubles, five triples, nine homers and 41 RBI in 125 games...recorded eight go-ahead RBI and four game-winning RBI...played 101 games, including 91 starts, in left field and four games, one start, in right field...recorded a .978 fielding percentage and had five outfield assists...hit .294 with seven home runs against right-handed pitching...had a .247 average with two homers off lefties...twice matched his career high with four hits: July 7 at Cincinnati and Sept. 20 against Los Angeles (NL)...hit .274 with 27 RBI in 61 games from the leadoff spot...belted a lead-off home run, Sept. 20 against the Dodgers, as part of his third-career multi-homer effort and a career-high tying four hits...his second homer was a two-run game-winner in the eighth...hit his second lead-off homer in a five-game span, Sept. 26 at Milwaukee...has eight career leadoff blasts...batted .396 with 22 runs, 13 doubles, one triple, four homers and 17 RBI in 31 games from June 30 to Aug. 6...walked 15 times compared to 14 strikeouts...recorded a 1.122 OPS in that stretch, the highest mark in the majors...homered in both games of a doubleheader, July 8 in Cincinnati...that capped a season-high nine-game hitting streak that started June 30, in which he batted .452 (14-for-31)...tied his career high with four-straight games with an extra-base hit, July 10-13...reached safely in a season-high 12-straight games, July 10-27...after hitting .257 in August, he rebounded to bat .318 in September...began the year with Iowa, and hit .243 with five doubles, six RBI, six stolen bases, 13 walks and a .379 on-base percentage in 24 games.

2013—Appeared in 70 games with the Marlins, hitting .256 with 10 doubles, three triples, one home run and 10 RBI despite missing nearly three months with an injury...was on Miami's 15-day disabled list from June 9 to Sept. 1 with irritation in his right calf...played 12 rehab games with Single-A Jupiter and Triple-A New Orleans, batting .282 with one home run and five RBI...posted a .333 batting average against southpaws compared to a .244 mark against righties...was hitting .381 with five RBI in five June games before his right calf injury...batted just .215 in 19 games after being reinstated from the disabled list...was 28-for-75 (.373) with seven doubles with no outs in an inning...clubbed his lone homer of the season May 28 at Tampa Bay going 2-for-4 with and a season-high three RBI...recorded a career-high tying four hits twice: June 2 against New York (NL) and Sept. 9 against Atlanta...enjoyed a season-best 10-game hitting streak from May 25-June 3, batting .429 (18-for-42) with eight RBI...was non-tendered by Miami and became a free agent, Dec. 2.

2012—Began the season on the Marlins Opening Day roster, but spent most of the season with Triple-A New Orleans...appeared in 39 big league games, hitting .140 with one home run and 10 RBI...optioned to Triple-A New Orleans April 29 after hitting just .118 with one double and two RBI in 19 games to begin the season...returned from New Orleans May 20 to hit .153 in 20 games with the Marlins...recorded his lone homer of the season May 25 against San Francisco, a three-run shot off Tim Lincecum...played in 84 games with the Zephyrs, batting .284 with 42 runs scored, 21 doubles, three triples, seven home runs and 31 RBI...struck out just 44 times while drawing 46 free passes for New Orleans.

2011—Produced a .230 batting average with 33 runs scored, 20 doubles, one triple, five home runs and 22 RBI in 65 games with the Marlins despite missing two months of action with a left knee injury...batted .287 with 17 runs scored, eight doubles, four home runs and 16 RBI in 23 April games...recorded a career-high three doubles April 6 against Washington as part of a 4-for-5 effort...was on Miami's 15-day disabled list from June 17 to Aug. 19 with left knee inflammation...appeared in 15 rehab games from July 10 to Aug. 19 with Single-A Jupiter and Double-A Jacksonville.

2010—Played in 91 games with the Marlins before a season-ending knee injury, hitting .268 with 20 doubles, three triples, five home runs and 28 RBI...was on Miami's disabled list from July 26 through the end of the season, after suffering a left knee injury...underwent successful surgery to repair a menis-

cus tear in his left knee on Aug. 11 by Dr. Lee Kaplan...in 26 June games, he led the National League in on-base percentage (.463) and ranked second in batting average (.377)...his 40 hits were tied for most-ever by a Marlins player in June, tying Hanley Ramirez who had 40 in 2009...his 30 runs scored in June were most in Marlins history, and his .377 average was the second-highest June average by a Marlins player (min. 100 PA), behind Mark Kotsay's .383 mark in June of 2000...enjoyed a season-best 12-game hitting streak from May 30-June 12...batted .510 (26-for-51) with seven doubles, three triples, one home run and six RBI during the streak.

2009—Was named National League Rookie of the Year after hitting .321 with 84 runs scored, 31 doubles, six triples, nine home runs and 47 RBI in 128 big league games for the Marlins...ranked sixth in the NL in batting and led all major league rookies in average, runs, hits, doubles, total bases (232), multi-hit games (51), slugging (.460) and OPS (.850)...became just the third Marlins player to ever win NL Rookie of the Year honors, joining Hanley Ramirez (2006) and Dontrelle Willis (2003)...began the season at Triple-A New Orleans, batting .344 in 25 games before having his contract selected, May 8...got the start later that night at Colorado, going 2-for-4 in his first big league action...hit his first big league homer May 13 at Milwaukee off Braden Looper...became the eighth major league rookie in the last 50 years to hit .321 or better, and the first Marlins rookie to ever hit over .300 in a season...led the majors with 113 hits in the second half, which were the most ever by an NL rookie and third-most by a rookie in Major League history...became the first rookie since Kirby Puckett (165 hits in 128 games in 1984) to have 150 or more hits while playing in 130 or less games...was named the NL Rookie of the Month after leading the Majors with 47 hits in August.

2008—Spent the entire campaign at Double-A Carolina, batting .298 with 83 runs scored, 32 doubles, five triples, seven home runs and 74 RBI in 132 games...was named to the Midseason and Postseason Southern League All-Star teams...set minor league career highs in games, at-bats, runs scored, hits, doubles, total bases (207) and stolen bases (34)...ranked second in the Southern League in stolen bases and fifth in runs.

2007—Batted .287 with 77 runs scored, 31 doubles, seven triples, 12 home runs and 82 RBI in 115 games between the Marlins Single-A affiliates at Greensboro and Jupiter...participated in the Futures Game in San Francisco as a starter, going 0-for-1 with a walk for Team USA...earned South Atlantic League All-Star honors...was on Jupiter's seven-day disabled list from Aug. 23-Sept. 19 with a hernia.

2006—In his first pro season, hit .297 with five doubles and 15 RBI in a combined 30 games with the Marlins Gulf Coast Rookie League squad and Single-A Jamestown.

PERSONAL/MISCELLANEOUS

Christopher B. Coghlan was originally signed by Marlins scout Mark Willoughby...is married, Corrie...graduated from East Lake (Fla.) High School...attended the University of Mississippi...was selected by Florida as a compensation pick following the first round of the 2006 draft as compensation for the loss of free agent A.J. Burnett.

LIFETIME PLAYING RECORD

Year	Club	AVG.	G	AB	R	H	2B	3B	HR	RBI	SH	SF	HP	BB	SO	SB	CS	SLG	OBP	E
2006	GCL Marlins	.286	2	7	2	2	0	0	0	3	0	0	0	0	1	0	0	.286	.286	5
	Jamestown	.298	28	94	14	28	5	1	0	12	1	3	0	13	9	5	2	.372	.373	1
2007	Greensboro	.325	81	305	60	99	26	4	10	64	0	3	5	47	43	19	4	.534	.419	5
	Jupiter	.200	34	130	17	26	5	3	2	18	0	3	0	15	19	5	1	.331	.277	14
2008	Carolina	.298	132	483	83	144	32	5	7	74	2	1	12	67	65	34	10	.429	.396	23
2009	New Orleans	.344	25	96	21	33	9	1	3	22	0	1	1	12	10	9	1	.552	.418	1
	FLORIDA	.321	128	504	84	162	31	6	9	47	3	1	4	53	77	8	5	.460	.390	5
2010	FLORIDA	.268	91	358	60	96	20	3	5	28	3	2	4	33	84	10	3	.383	.334	1
2011	FLORIDA	.230	65	269	33	62	20	1	5	22	1	2	4	22	49	7	6	.368	.296	0
	Jacksonville	.211	5	19	3	4	1	0	0	0	0	0	0	4	1	0	0	.263	.348	0
	Jupiter	.343	10	35	4	12	1	0	0	2	0	1	0	5	5	1	1	.371	.415	0
	New Orleans	.245	15	53	11	13	4	0	1	7	1	3	3	8	5	3	1	.377	.358	0
2012	MIAMI	.140	39	93	10	13	1	0	1	10	1	2	0	9	12	0	2	.183	.212	0
	New Orleans	.284	84	317	42	90	21	3	7	31	0	3	2	46	44	10	2	.435	.375	1
2013	MIAMI	.256	70	195	10	50	10	3	1	10	0	1	1	17	43	2	0	.354	.318	3
	Jupiter	.185	9	27	1	5	0	1	0	2	0	0	0	1	6	0	0	.259	.214	1
	New Orleans	.500	3	12	1	6	1	0	1	3	0	0	0	2	0	1	1	.833	.571	0
2014	Iowa	.243	24	70	9	17	5	0	0	6	1	1	3	13	18	6	1	.314	.379	1
	CHICAGO (NL)	.283	125	385	50	109	28	5	9	41	3	2	3	39	81	7	4	.452	.352	4
2015	CHICAGO (NL)	.250	148	440	64	110	25	6	16	41	1	1	3	58	94	11	2	.443	.341	1
ML Totals		.268	666	2244	311	602	135	24	46	199	12	11	19	231	440	45	22	.411	.340	14

CAREER TRANSACTIONS

2003 — Selected by the Arizona Diamondbacks organization in the 18th round of the First-Year Player Draft, did not sign. **2006** — Selected by the Florida Marlins organization as a compensation pick following the 1st round of the First-Year Player Draft (36th selection overall). **2010** — On the disabled list, July 26 to November 4. **2011** — On the disabled list, June 17 to August 18; included rehabilitation assignments to Jupiter, July 10 to 12, Jacksonville, July 13 to 17, Jupiter, July 23 to 26, and Jupiter, August 14 to 18. **2013** — On the disabled list, June 9 to August 31; included rehabilitation assignment to Jupiter, August 14 to 25, and New Orleans, August 26 to 31. Elected free agency (contract non-tender), December 2. **2014** — Signed a minor league contract with the Chicago Cubs organization, January 23. **2016** — Traded to the Oakland Athletics for pitcher Aaron Brooks, February 25.

WILD CARD RECORD

Year	Club/Opp.	AVG.	G	AB	R	H	2B	3B	HR	RBI	SH	SF	HP	BB	SO	SB	CS	SLG	OBP	E
2015	CHI vs. PIT																			
																				(Did not play)

DIVISION SERIES RECORD

Year	Club/Opp.	AVG.	G	AB	R	H	2B	3B	HR	RBI	SH	SF	HP	BB	SO	SB	CS	SLG	OBP	E
2015	CHI vs. STL	.200	2	5	1	1	0	0	0	0	0	0	0	0	3	0	0	.200	.200	0

LEAGUE CHAMPIONSHIP SERIES RECORD

Year	Club/Opp.	AVG.	G	AB	R	H	2B	3B	HR	RBI	SH	SF	HP	BB	SO	SB	CS	SLG	OBP	E
2015	CHI vs. NYM	.000	4	7	0	0	0	0	0	0	0	0	0	0	1	0	0	.000	.000	0

VS. THE AMERICAN LEAGUE

2015		CAREER								
AVG.	AB	H	HR	RBI	vs. TEAM	AVG.	AB	H	HR	RBI
—	0	0	0	0	Baltimore	.233	43	10	0	6
—	0	0	0	0	Boston	.250	28	7	0	5
.308	13	4	0	0	Cleveland	.235	17	4	0	1
.375	8	3	2	4	Chicago	.195	41	8	2	4
.500	12	6	2	6	Detroit	.471	17	8	2	6
—	0	0	0	0	Houston	.231	65	15	1	8
.375	8	3	0	1	Kansas City	.375	8	3	0	1
—	0	0	0	0	Los Angeles	—	0	0	0	0
.250	12	3	0	0	Minnesota	.235	17	4	0	0
—	0	0	0	0	New York	.214	14	3	0	0
—	0	0	0	0	Oakland	—	0	0	0	0
—	0	0	0	0	Seattle	—	0	0	0	0
—	0	0	0	0	Tampa Bay	.272	92	25	2	9
—	0	0	0	0	Texas	.200	10	2	0	2
—	0	0	0	0	Toronto	.333	27	9	0	1

VS. THE NATIONAL LEAGUE

2015		CAREER								
AVG.	AB	H	HR	RBI	vs. TEAM	AVG.	AB	H	HR	RBI
.308	13	4	1	3	Arizona	.209	115	24	2	7
.286	21	6	1	4	Atlanta	.357	168	60	2	14
—	0	0	0	0	Chicago	.192	52	10	0	3
.306	62	19	3	3	Cincinnati	.285	165	47	5	10
.250	12	3	2	2	Colorado	.338	80	27	4	13
.154	13	2	0	0	Los Angeles	.289	114	33	6	14
.235	17	4	0	1	Miami	.300	30	9	0	2
.153	59	9	0	0	Milwaukee	.253	166	42	3	12
.250	16	4	1	3	New York	.276	181	50	7	19
.409	22	9	2	6	Philadelphia	.303	185	56	4	19
.139	36	5	0	1	Pittsburgh	.172	87	15	1	7
.182	22	4	2	3	San Diego	.265	83	22	3	8
.200	20	4	0	1	San Francisco	.211	90	19	2	9
.250	52	13	0	0	St. Louis	.250	140	35	0	9
.227	22	5	0	3	Washington	.263	209	55	0	10

MONTHLY BREAKDOWN

2015		CAREER								
AVG.	AB	H	HR	RBI	by MONTH	AVG.	AB	H	HR	RBI
.228	57	13	3	4	April	.218	317	69	7	26
.220	82	18	4	8	May	.221	493	109	9	41
.317	82	26	1	6	June	.295	465	137	8	36
.219	73	16	3	6	July	.264	303	80	9	28
.247	73	18	4	11	August	.306	304	93	9	43
.234	64	15	1	6	September	.306	340	104	4	22
.444	9	4	0	0	October	.455	22	10	0	3

BATTING BREAKDOWN

2015		CAREER								
AVG.	AB	H	HR	RBI	by CATEGORY	AVG.	AB	H	HR	RBI
.212	217	46	6	18	Home	.260	1169	304	26	107
.287	223	64	10	23	Away	.277	1075	298	20	92
.264	178	47	6	18	Day	.268	735	197	17	81
.240	262	63	10	23	Night	.268	1509	405	29	118
.245	249	61	8	19	Pre-ASG	.247	1422	351	27	120
.257	191	49	8	22	Post-ASG	.305	822	251	19	79
.116	43	5	0	0	vs. LHP	.232	475	110	5	31
.264	397	105	16	41	vs. RHP	.278	1769	492	41	168
.228	92	21	4	25	RISP	.246	447	110	8	149
.200	5	1	0	4	Bases Loaded	.310	42	13	0	38
.231	26	6	1	2	Pinch Hitter	.238	84	20	3	9
—	0	0	0	0	Designated Hitter	.375	8	3	0	0

BALLPARK BREAKDOWN

	AVG.	AB	H	HR	RBI
AT&T Park	.182	33	6	0	1
Bithorn Stadium	.455	11	5	1	1
Busch Stadium	.284	88	25	0	9
Camden Yards	.333	15	5	0	3
Chase Field	.211	57	12	1	4
Citi Field	.205	88	18	0	2
Citizens Bank Park	.303	119	36	2	13
Comerica Park	.500	6	3	1	3
Coors Field	.370	27	10	1	4
Dodger Stadium	.286	56	16	2	4
Fenway Park	.333	21	7	0	5
Great American	.330	94	31	4	6
Marlins Park	.236	178	42	1	13
Miller Park	.213	61	13	2	6
Minute Maid Park	.211	38	8	1	5
Nationals Park	.305	95	29	0	6
PETCO Park	.310	29	9	3	4
PNC Park	.143	35	5	0	2
Progressive Field	.300	10	3	0	1
Rogers Centre	.333	27	9	0	1
Sun Life Stadium	.272	574	156	13	53
Target Field	.235	17	4	0	0
Tropicana Field	.387	31	12	1	5
Turner Field	.377	61	23	0	3
U.S. Cellular Field	.176	34	6	2	4
Wrigley Field	.248	439	109	11	41

FIELDING STATISTICS

First Base

YEAR	PCT.	G	PO	A	E	TC	DP
2015	1.000	5	19	0	0	19	3
Totals	1.000	5	19	0	0	19	3

Second Base

YEAR	PCT.	G	PO	A	E	TC	DP
2009	1.000	1	2	0	0	2	0
2013	1.000	1	0	1	0	1	0
2015	.971	15	14	20	1	35	1
Totals	.974	17	16	21	1	38	1

Third Base

YEAR	PCT.	G	PO	A	E	TC	DP
2013	.870	8	4	16	3	23	3
2015	1.000	3	1	0	0	1	0
Totals	.875	11	5	16	3	24	3

Outfield

YEAR	PCT.	G	PO	A	E	TC	DP
2009	.977	123	209	3	5	217	1
2010	.994	90	160	7	1	168	0
2011	1.000	65	157	3	0	160	1
2012	1.000	32	54	0	0	54	0
2013	1.000	39	99	4	0	103	0
2014	.978	103	171	5	4	180	2
2015	1.000	119	164	9	0	173	0
Totals	.991	571	1014	31	10	1055	4

COGLAN'S CAREER HIGHS

Hits: 4 (10 times), last: September 13, 2015 at Philadelphia

Home Runs: 2 (five times), August 14, 2015 at Chicago (AL); May 19, 2015 at San Diego; September 20, 2014 vs. Los Angeles (NL); April 25, 2011 vs. Los Angeles (NL); August 27, 2009 vs. New York (NL)

Runs Batted In: 4, August 14, 2015 at Chicago (AL)

Stolen Bases: 2 (twice), last: July 24, 2015 vs. Philadelphia

Hitting Streak: 14, August 23 to September 6, 2009

Hitless Streak (At Bats): 26, June 5, 2012 to April 9, 2013

Game Ending RBI: 1, May 13, 2015 vs. New York-NL (walk)

Grand Slams: None

Pinch-Hit Home Runs: 3, July 28, 2015 vs. Colorado (Gonzalez Germen); May 16, 2010 vs. New York-NL (Fernando Nieve); July 24, 2009 at Los Angeles-NL (Ramon Troncoso).

Inside-The-Park Home Runs: None

Lead Off Home Runs: 8, September 26, 2014 at Milwaukee (Jimmy Nelson); September 20, 2014 vs. Los Angeles-NL (Roberto Hernandez); June 11, 2011 vs. Arizona (Ian Kennedy); April 22, 2011 vs. Colorado (Jhoulys Chacin); June 1, 2010 vs. Milwaukee (Dave Bush); August 27, 2009 vs. New York-NL (Tim Redding); August 8, 2009 at Philadelphia (Cole Hamels); July 17, 2009 vs. Philadelphia (Cole Hamels)

RIGHT-HANDED PITCHER**Height/Weight:** 5-11 / 195**Bats/Throws:** Right / Right**Birthdate:** January 18, 1992**Opening Day Age:** 24**Birthplace/Resides:** St. Thomas, Virgin Islands / Newport News, Virginia**Major League Service:** None**Obtained:** Acquired from the Los Angeles Dodgers with Frankie Montas and minor leaguer Grant Holmes for Rich Hill and Josh Reddick, Aug. 1, 2016**Contract Status:** First year of a one-year contract through 2016**CAREER HIGHLIGHTS**

Was selected by the Los Angeles Dodgers in the 20th round of the 2012 draft and went 15-19 with a 3.41 ERA and .227 opponents batting average in 72 games, 43 starts, over his first four seasons in the Los Angeles organization...averaged better than a strikeout per inning during the course of his career with 344 strikeouts in 311.1 innings...pitched for Glendale in the Arizona Fall League following the 2015 season...was rated as the Dodgers ninth best prospect by *Baseball America* prior to the 2016 season...ranked second in the California League with 138 strikeouts in 2014...was a Midseason Midwest League All-Star in 2013.

2015 HIGHLIGHTS

Posted a combined 6-2 record with a 2.45 ERA and .223 opponents batting average in 21 games, including 11 starts, for Triple-A Oklahoma City, Double-A Tulsa, Single-A Rancho Cucamonga and Single-A Great Lakes...struck out 114 batters in 95.2 innings...started the season with Great Lakes and appeared in one game for the Loons before being promoted on May 31 to Single-A Rancho Cucamonga...promoted to June 21 where he spent the majority of the season...went 5-2 with a 2.30 ERA and a 1.12 WHIP in 11 games, eight starts, for the Drillers...averaged better than a strikeout per inning at Double-A with 71 strikeouts against 21 walks in 62.2 innings...named Texas League Player of the Week for the period June 29-July 5...earned a promotion to Oklahoma City Aug. 22 and finished the season by appearing in five games with the OKC Dodgers...following the season, pitched for the Glendale Desert Dogs in the Arizona Fall League and posted a 3.77 ERA in five starts, while striking out 17 in 14.1 innings...added to the Dodgers 40-man roster on Nov. 21...was rated as the Dodgers ninth best prospect by *Baseball America*.

CAREER

2014—Appeared in 25 games, including 20 starts, for Single-A Rancho Cucamonga, going 6-10 with a 4.05 ERA...ranked second in the California League with 138 strikeouts...averaged 9.8 strikeouts per nine innings and had a 4.06 strikeout-to-walk ratio (34 bb)...pitched a complete game shutout on July 29 against the Padres' Single-A Lake Elsinore, allowing just two hits and striking out 11.

2013—Combined to post a 4.01 ERA and limited the opposition to a .222 batting average, while going 2-7 in 21 games, 11 starts, with Single-A Great Lakes, Single-A Rancho Cucamonga and Double-A Chattanooga...recorded a 3.13 strikeout-to-walk ratio, striking out 72 against just 23 walks in 74.0 innings...opened the season with Great Lakes and was promoted to Chattanooga June 9...transferred to Rancho Cucamonga July 18...honored as a 2013 Midseason Midwest League All-Star, posting a 3.55 ERA and a 1.01 WHIP, along with 58 strikeouts against just 17 walks in 11 games, nine starts...surrendered only four home runs in 74.0 combined innings.

2012—Started his professional career with Rookie-level Ogden, going 1-0 with a 1.20 ERA and limiting batters to a .180 average in five games, including one start...struck out 20 batters against just three walks in 15.0 innings.

PERSONAL/MISCELLANEOUS

Jharel Leandre Cotton was originally signed by Dodgers scout Clair Rierson...played two years of JUCO ball at Miami Dade College from 2010-11 before transferring to East Carolina University for his junior season...his brother, Jamaine, pitched in the Houston Astros organization from 2010-14

LIFETIME PITCHING RECORD

Year	Club	W	L	ERA	G	GS	CG	SHO	SV	IP	H	R	ER	HR	HB	BB	IBB	SO	WP	BK
2012	Ogden	1	0	1.20	5	1	0	0	0	15.0	9	2	2	0	0	3	0	20	1	0
2013	Chattanooga	0	2	8.10	8	0	0	0	0	10.0	15	12	9	0	0	3	0	11	1	0
	Rancho Cucamonga	0	0	1.59	2	2	0	0	0	5.2	4	1	1	0	0	3	0	3	0	0
	Great Lakes	2	5	3.55	11	9	1	1	0	58.1	42	23	23	4	1	17	1	58	4	0
2014	Rancho Cucamonga	6	10	4.05	25	20	1	1	0	126.2	113	70	57	18	1	34	0	138	5	0
2015	Oklahoma City	0	0	4.91	5	0	0	0	0	7.1	9	4	4	0	0	2	0	9	3	0
	Tulsa	5	2	2.30	11	8	0	0	0	62.2	49	18	16	4	0	21	0	71	3	0
	Rancho Cucamonga	1	0	1.61	4	2	0	0	0	22.1	14	4	4	1	0	7	0	28	2	0
	Great Lakes	0	0	5.40	1	1	0	0	0	3.1	4	2	2	0	0	1	0	6	0	0
Minor League Totals		15	19	3.41	72	43	2	2	0	311.1	259	136	118	27	2	91	1	344	19	0

CAREER TRANSACTIONS

2011 — Selected by the New York Mets in the 28th round of the First-Year Player Draft; did not sign. **2012** — Selected by the Los Angeles Dodgers in the 20th round of the First-Year Player Draft. **2016** — Traded to the Oakland Athletics with pitcher Frankie Montes and minor league pitcher Grant Holmes for pitcher Rich Hill and outfielder Josh Reddick, August 1.

**LEFT-HANDED PITCHER****Height/Weight:** 5-10 / 190**Bats/Throws:** Left / Left**Birthdate:** October 26, 1989**Opening Day Age:** 26**Birthplace/Resides:** St. Louis, Missouri / Scottsdale, Arizona**Major League Service:** 48 days**Obtained:** Acquired from the Los Angeles Dodgers for cash, September 10, 2015**Contract Status:** First year of a one-year contract through 2016**NON-ROSTER INVITEE****CAREER HIGHLIGHTS**

Has spent parts of each of the last two seasons in the majors Los Angeles (NL) and Oakland and has no decisions and 5.31 ERA in 19 relief appearances over that span...was selected by the Dodgers in the 25th round of the 2012 draft and went 10-4 with nine saves and a 3.40 ERA in 164 relief appearances in four seasons in the minors...struck out 255 batters in 198.2 innings (11.55 per nine innings) but also walked 117 (5.30 per nine innings)...allowed a .207 opponents batting average...pitched in the Arizona Fall League in 2014.

2015 HIGHLIGHTS

Began the season in the Los Angeles (NL) organization and logged a 7.56 ERA in five games over five stints with the Dodgers...was traded to Oakland Sept. 10 for cash and compiled a 3.52 ERA in nine games with the A's...had no decisions and a 5.63 ERA in 14 relief appearances overall...did not allow a home run in 16.0 innings in the majors and surrendered just one in 41.1 minor league innings...yielded a .270 opponents batting average, including .200 (6-for-30) against left-handed hitters compared to .333 (11-for-33) against right-handers...issued nine walks for a .361 opponents on-base percentage...seven of the 17 hits he allowed were doubles...opponents batted .333 with runners in scoring position...allowed just 1-of-8 (12.5%) inherited runners to score and first batters faced were 2-for-13 (.154) with a walk (.214 on-base percentage)...yielded at least one run in each of his five outings with the Dodgers...did not allow a run in seven of his nine appearances with the A's...pitched just twice over his first three stints with Los Angeles: May 4-5, May 14 and June 2-4...did not pitch on May 14...tossed a career-high 2.1 innings and struck out a career-high four June 4 against St. Louis...appeared in two games during this fourth stint from June 18 to 21...struck out in his first Major League at bat June 21 against San Francisco...was recalled by Los Angeles the final time July 5, pitched that day against the Mets and was optioned following the game...was designated for assignment Sept. 6 and traded to the A's for cash Sept. 10...did not allow a run in his first three appearances with Oakland, giving him a career-high 5.1-inning scoreless streak from July 5 to Sept. 22.

MINORS: Spent the balance of the season at Triple-A Oklahoma City in the Dodgers farm system where he went 3-1 with a save and a 3.27 ERA in 38 relief appearances...allowed a .235 opponents batting average, including .204 (21-for-103) against right-handed hitters compared to .304 (14-for-36) against left-handers...yielded a .333 average with runners in scoring position...had a 1.15 ERA over his first 13 games through May 28, allowed seven runs in his next three outings from June 8 to 17 (3.0 ip, 21.00 ERA) and then logged a 1.99 ERA over his final 22 appearances beginning June 26...compiled a 4.50 ERA at home, 2.31 on the road...allowed 6-of-13 (46.2%) inherited runners to score...singled and struck out in two at bats as a hitter...tossed at least one inning in 31 of his 38 games, including a season-high 2.0 on four occasions...had an 11-game, 13.2-inning scoreless streak from April 15 to May 28...allowed just one hit over a nine-game stretch from April 20 to May 22 for a .034 batting average...struck out a season-high four batters in 2.0 scoreless innings in the second game of a doubleheader at Iowa April 20...recorded his only save of the season April 23 at Nashville...stranded each of his first five inherited runners through May 28...then allowed six of his final eight to score...did not allow a run in six appearance in May (6.2 ip) and held opponents to a .105 batting average...surrendered his only home run June 12 against Nashville when he allowed a season-high five runs on a season-high four hits in 1.2 innings...had a 13.0-inning scoreless streak from July 11 to Aug. 21...walked a season-high three batters in 1.0 inning Sept. 1 against Iowa but did not allow a run or a hit and picked up the win.

CAREER

2014—Saw his first Major League action as a September call-up after starting the year with Single-A Rancho Cucamonga and earning a July 17 promotion to Double-A Chattanooga...had his contract selected by the Dodgers Sept. 16 and made his ML debut that night at Colorado, striking out the first batter he faced, Rafael Ynoa, in a 1-2-3 inning...appeared in five big league games, posting a 4.15 ERA and recording four strikeouts in 4.1 innings...combined to go 3-0 with six saves and a 2.89 ERA in 49 relief appearances with Rancho Cucamonga and Chattanooga...posted a 2.57 ERA with 31 strikeouts against just 10 walks in 21.0 innings in 18 regular season appearances with the Lookouts after his July 17 promotion...helped key Chattanooga's run to the Southern League championship series with three saves during the postseason...overall in the minors, limited opponents to a .214 batting average with 92 strikeouts and only 27 walks in 65.1 innings...pitched for Glendale in the Arizona Fall League following the season and did not allow a run in four relief appearances (3.0 ip, 1 h, 3 bb, 6 so).

2013—Posted a 4-2 record with one save and a 4.05 ERA in 54 appearances with Single-A Rancho Cucamonga...following the All-Star break, went 4-0 with one save and a 2.48 ERA in 27 appearances...limited opponents to a .140 batting average in that span...ranked second in the California League among relievers with a .189 opponents' batting average...averaged 11.5 strikeouts per nine innings with 85 strikeouts in 66.2 innings...pitched for Mayaguez in the Puerto Rican Winter League following the season and compiled a 2.00 ERA in 10 relief appearances.

2012—Combined to go 0-1 with a 3.20 ERA in 23 appearances with Rookie-advanced Ogden and Single-A Great Lakes in his first professional season...struck out 37 in 25.1 innings, averaging 13.1 strikeouts per nine innings.

PERSONAL/MISCELLANEOUS

Daniel Paul Coulombe was originally signed by Dodgers scout Calvin Jones...pronounced COO-lome...is married, Lauren...attended Chaparral High School in Scottsdale, AZ, where he was selected as a Louisville Slugger All-American, a Rawlings All-American, a Baseball America Third Team All-American, the Arizona 4A State Player of the Year, to the All-Arizona First Team and as the East Valley/Scottsdale Tribune Player of the Year...played college ball at USC (2009) and South Mountain Community College (2010) before finishing his college career at Texas Tech (2011-12)...had Tommy John surgery in 2011

LIFETIME PITCHING RECORD

Year	Club	W	L	ERA	G	GS	CG	SHO	SV	IP	H	R	ER	HR	HB	BB	IBB	SO	WP	BK
2012	Ogden	0	0	1.50	3	0	0	0	0	6.0	3	2	1	0	0	1	0	8	1	0
	Great Lakes	0	1	3.72	20	0	0	0	1	19.1	15	8	8	0	3	17	4	29	6	0
2013	Rancho Cucamonga	4	2	4.05	54	0	0	0	1	66.2	46	37	30	7	2	48	3	85	17	0
2014	Rancho Cucamonga	3	0	3.05	31	0	0	0	5	44.1	33	16	15	3	1	17	0	61	8	0
	Chattanooga	0	0	2.57	18	0	0	0	1	21.0	18	9	6	1	2	10	1	31	0	0
	LOS ANGELES (NL)	0	0	4.15	5	0	0	0	0	4.1	5	3	2	1	0	2	0	4	2	0
2015	Oklahoma City	3	1	3.27	38	0	0	0	1	41.1	35	16	15	1	2	24	1	41	1	0
	LOS ANGELES (NL)	0	0	7.56	5	0	0	0	0	8.1	9	7	7	0	0	6	0	7	1	0
	OAKLAND	0	0	3.52	9	0	0	0	0	7.2	8	3	3	0	0	3	0	4	1	0
AL Totals		0	0	3.52	9	0	0	0	0	7.2	8	3	3	0	0	3	0	4	1	0
NL Totals		0	0	6.39	10	0	0	0	0	12.2	14	10	9	1	0	8	0	11	3	0
ML Totals		0	0	5.31	19	0	0	0	0	20.1	22	13	12	1	0	11	0	15	4	0
Minor League Totals		10	4	3.40	164	0	0	0	9	198.2	150	88	75	12	10	117	9	255	33	0

CAREER TRANSACTIONS

2008 — Selected by the Los Angeles Dodgers in the 17th round of the First-Year Player Draft; did not sign. **2012** — Selected by the Los Angeles Dodgers in the 25th round of the First-Year Player Draft. **2015** — Traded to the Oakland Athletics for cash, September 10.

VS. THE AMERICAN LEAGUE

2015		CAREER												
ERA	W	L	S	G	IP	ER	vs. TEAM	ERA	W	L	S	G	IP	ER
0.00	0	0	0	1	2.0	0	Chicago	0.00	0	0	0	1	2.0	0
0.00	0	0	0	1	0.1	0	Houston	0.00	0	0	0	1	0.1	0
0.00	0	0	0	2	0.2	0	Los Angeles	0.00	0	0	0	2	0.2	0
9.00	0	0	0	1	1.0	1	Seattle	9.00	0	0	0	1	1.0	1
5.40	0	0	0	3	3.1	2	Texas	5.40	0	0	0	3	3.1	2

VS. THE NATIONAL LEAGUE

2015		CAREER												
ERA	W	L	S	G	IP	ER	vs. TEAM	ERA	W	L	S	G	IP	ER
—	0	0	0	0	0.0	0	Chicago	—	0	0	0	1	0.0	0
—	0	0	0	0	0.0	0	Colorado	5.40	0	0	0	3	3.1	2
9.00	0	0	0	1	1.0	1	Milwaukee	9.00	0	0	0	1	1.0	1
4.50	0	0	0	1	2.0	1	New York	4.50	0	0	0	1	2.0	1
7.71	0	0	0	1	2.1	2	St. Louis	7.71	0	0	0	1	2.1	2
8.10	0	0	0	3	3.1	3	San Francisco	6.23	0	0	0	4	4.1	3

MONTHLY BREAKDOWN

2015		CAREER												
ERA	W	L	S	G	IP	ER	by MONTH	ERA	W	L	S	G	IP	ER
—	0	0	0	0	0.0	0	April	—	0	0	0	0	0.0	0
9.00	0	0	0	1	1.0	1	May	9.00	0	0	0	1	1.0	1
8.44	0	0	0	3	5.1	5	June	8.44	0	0	0	3	5.1	5
4.50	0	0	0	1	2.0	1	July	4.50	0	0	0	1	2.0	1
—	0	0	0	0	0.0	0	August	—	0	0	0	0	0.0	0
2.70	0	0	0	8	6.2	2	September	3.27	0	0	0	13	11.0	4
9.00	0	0	0	1	1.0	1	October	9.00	0	0	0	1	1.0	1

PITCHING BREAKDOWN

2015		CAREER												
ERA	W	L	S	G	IP	ER	by CATEGORY	ERA	W	L	S	G	IP	ER
7.20	0	0	0	7	10.0	8	Home	7.30	0	0	0	9	12.1	10
3.00	0	0	0	7	6.0	2	Away	2.25	0	0	0	10	8.0	2
2.45	0	0	0	4	3.2	1	Day	4.50	0	0	0	7	6.0	3
6.57	0	0	0	10	12.1	9	Night	5.65	0	0	0	12	14.1	9
7.56	0	0	0	5	8.1	7	Pre-ASG	7.56	0	0	0	5	8.1	7
3.52	0	0	0	9	7.2	3	Post-ASG	3.75	0	0	0	14	12.0	5
—	0	0	0	0	0.0	0	Starter	—	0	0	0	0	0.0	0
5.63	0	0	0	14	16.0	10	Reliever	5.31	0	0	0	19	20.1	12

BALLPARK BREAKDOWN


	ERA	W	L	S	G	IP	ER
Angel Stadium	0.00	0	0	0	2	0.2	0
Coors Field	0.00	0	0	0	2	2.0	0
Dodger Stadium	7.45	0	0	0	6	9.2	8
Globe Life Arlington	0.00	0	0	0	1	1.0	0
Miller Park	9.00	0	0	0	1	1.0	1
Minute Maid Park	0.00	0	0	0	1	0.1	0
O.co Coliseum	6.75	0	0	0	3	2.2	2
Safeco Field	9.00	0	0	0	1	1.0	1
U.S. Cellular Field	0.00	0	0	0	1	2.0	0
Wrigley Field	—	0	0	0	1	0.0	0

FIELDING STATISTICS

Pitcher							
Year	Pct.	G	PO	A	E	TC	DP
2014	—	5	0	0	0	0	0
2015	1.000	14	1	0	0	1	0
Totals	1.000	19	1	0	0	1	0

COULOMBE'S CAREER BESTS

Low Hit Complete Game: None
Innings Pitched: 2.1, June 4, 2015 vs. St. Louis
Strikeouts: 4, June 4, 2015 vs. St. Louis
Pitches: 42, June 4, 2015 vs. St. Louis
Longest Winning Streak: None
Longest Losing Streak: None
Longest Scoreless Streak: 5.1, July 5 to September 22, 2015

**OUTFIELDER****Height/Weight:** 5-10 / 185**Bats/Throws:** Switch / Right**Birthdate:** November 1, 1979**Opening Day Age:** 36**Birthplace/Resides:** Los Angeles, California / Rancho Mirage, California**Major League Service:** 12 years, 158 days**Obtained:** Re-signed as a free agent, January 5, 2012**Contract Status:** Fifth year of a five-year contract through 2016 with a vesting option for 2017**CAREER HIGHLIGHTS**

Has played for four different teams in 14 Major League seasons...is a .268 career hitter with Cleveland (2002-05), Boston (2006-08), Kansas City (2009) and Oakland (2010-15)...has 299 career stolen bases...has been successful in 162-of-188 (86.2%) stolen base attempts in an Oakland uniform, which is the best percentage in Athletics history...ranks fourth in Oakland history and 10th in Athletics history in steals...has led off the game with a home run 15 times in his career, including 13 with the A's, which is second most in Oakland history and tied for third in Athletics history behind Rickey Henderson (43) and Eddie

Joost (19)...had career highs in home runs (22) and runs (93) with the A's in 2013...tied for the American League lead in stolen bases in 2011 (49) after topping the majors in stolen base percentage (91.4%) in 2010...stole 28 bases with Boston in 2007 to help the Red Sox to the World Championship and hit .281 (16 for 57) in 20 games over two postseasons with Boston (2007-08)...went 153 games and 429 total chances between errors from July 21, 2006 at Seattle to Aug. 7, 2007 at Los Angeles to establish a Boston record for consecutive errorless chances by an outfielder.

2015 HIGHLIGHTS

Was limited to just 44 games due to two stints on the disabled list and batted a career-low .175...also had the lowest on-base percentage (.252) and slugging percentage (.222) of his career and his games played were his fewest since his rookie campaign of 2002 (32)...did not homer for the first time in his career and has a career-high tying 66-game homerless streak (also Sept. 12, 2002-Aug. 5, 2003)...has not homered since Aug. 27, 2014 at Houston...stole two bases to bring his career total to 299...had his streak of 12 consecutive seasons with 10 or more steals come to an end...is now 162-for-188 (86.2%) in six seasons with Oakland, which is the best percentage in Athletics history...the 162 stolen bases rank fourth in Oakland history and 10th in Athletics history...was not hit by a pitch for the fourth consecutive season and his streak of 520 consecutive games without a hit by pitch is the longest active streak in the majors...it is the longest streak by an Athletic since at least 1913...has been hit by a pitch just five times in 6129 career plate appearances...in Major League history, the only player with more plate appearances and five or fewer hit by pitches is Sammy West, who was hit five times in 6972 plate appearances from 1927-42...was last hit by a pitch May 9, 2011 at Texas (C.J. Wilson)...the switch-hitter batted .200 (8-for-40) against left-handed pitching, .163 (14-for-86) against right-handers...hit .250 during the day, .144 at night...had a .111 batting average with runners in scoring position and two outs and .121 when leading off an inning...was 6-for-15 (.400) with two walks and four RBI as a pinch hitter...tied for fourth in the American League in pinch hits...has a .387 (12-for-31) average as a pinch hitter with the Athletics, which is second best in Oakland history among pinch hitters with at least 30 plate appearances (McGwire, .393)...is 13-for-40 (.325) with 10 walks (.460 on-base percentage) in the pinch in his career...appeared exclusively in left field on defense where he played in 37 games, including 27 starts...did not commit an error in 52 total chances.

ATHLETICS CAREER STOLEN BASE PERCENTAGE LEADERS

PLAYER	SB	SBA	SB%
1. Coco Crisp (2010-15)	162	188	86.2%
2. Stan Javier (1986-95)	103	120	85.8%
3. Rajai Davis (2008-10)	116	145	80.0%
4. Rickey Henderson (1979-98)	867	1086	79.8%
5. Davey Lopes (1982-84)	62	78	79.5%
Jose Tartabull (1962-70)	62	78	79.5%

(min. 75 stolen base attempts)

OAKLAND: Began the season on the 15-day disabled after undergoing arthroscopic surgery on his right elbow April 3...the surgery was performed by Dr. Jon Dickinson at Presidio Surgery Center in San Francisco...the procedure involved the removal of two loose bodies and a debridement of the elbow joint...went 2-for-8 (.250) on a two-game rehab assignment with Single-A Stockton May 3-4 and was reinstated from the DL May 6 after missing 28 games...started the season 0-for-26, which extended his hitless streak to 39 at bats dating back to Sept. 26, 2014...that was the second longest hitless streak in Oakland history (40, Jose Canseco, Aug. 8-23, 1986)...it surpassed his previous career high of 23 (twice, last: May 21-June 1, 2008)...snapped the hitless streak with a fifth inning infield single May 13 against Boston...batted .044 in May, which was the lowest batting average by a Major Leaguer in a month with 50 or more plate appearances since at least 1914...the previous low was .060 by Joe Morgan with Philadelphia in July, 1983 and .060 by Rocco Baldelli with Tampa Bay in May, 2007...was placed on the DL a second time May 20 with a cervical strain and missed 65 games...went 4-for-19 (.211) on a five-game rehab assignment with Stockton from July 27 to Aug. 1, which included a two-homer game against Modesto July 28...was reinstated from the DL Aug. 3 and hit .247 in 31 games following his return...singled Aug. 13 at Toronto to snap a 0-for-36 streak on the road dating back to 2014...fell two short of the Oakland record for longest road hitless streak (38, Chris Carter, Aug. 9-Sept. 29, 2010)...recorded four hits and three doubles Aug. 14 at Baltimore...it was his 14th career four-hit game (last: Sept. 27, 2013) and his third career three-double game (last: June 25, 2008)...the three doubles tied an Oakland record (26th time, last: Hideki Matsui, Sept. 4, 2011 vs. Seattle)...drove in his first run of the season that day against the Orioles, snapping a season-opening 22-game streak without an RBI...that was the longest such streak by an Athletic since Bill Almon had a 27-game streak in 1984...also snapped a 26-game streak without an RBI overall, which matched the longest such streak by an Athletic over the last 18 years (Rajai Davis, Sept. 10, 2008-June 4, 2009)...started just one of the A's final 32 games beginning Aug. 30...went 7-for-23 (.304) in 15 games total over that stretch, including 6-for-12 (.500) as a pinch hitter...had four consecutive pinch hits from Aug. 30 to Sept. 7...made his final start Sept. 9 against Houston and went 0-for-4.

CAREER

2014—Batted .246 in 126 games but added a career-high 66 walks for a .336 on-base percentage...stole 19 bases, which marked his 12th consecutive season with 10 or more stolen bases...ranked third in the American League in at bats per grounded into double play (154.3)...batted .239 with a .337 on-base percentage and .384 slugging percentage over his first 40 games, .363 with a .451 on-base percentage and .540 slugging percentage over his next 32 games from May 29 to July 8 and .189 with a .272 on-base percentage and .255 slugging percentage over his final 54 games...hit .291 with seven home runs, 31 RBI and 16 stolen bases in 73 games before the All-Star Break compared to .191 with two home runs, 16 RBI and three stolen bases in 53 games after the break...had the lowest post-ASB slugging percentage in the AL (.258) and the fifth lowest batting average...appeared exclusively in center field on defense where he played 111 games, including 101 starts...did not have an assist...his games played were the most in the majors, the most in Athletics history and 10th most in ML history among outfielders with no assists...also hit .185 in 12 games as the designated hitter and was 2-for-7 (.286) with four walks as a pinch hitter...tied for fourth in the AL in pinch walks...the switch-hitter batted .256 against right-handed pitching compared to .227 against left-handers...hit .274 in Oakland, .218 on the road...had the sixth lowest road batting average in the AL...made each of his 113 starts batting leadoff, which led the A's...led AL leadoff hitters in walks (62)...led off an inning with a walk 23 times, which was the most in the AL...led off the game with a home run twice...was not hit by a pitch for the third consecutive season...collected two bases loaded triples and now has three with the A's, which is an Oakland record...has four in his career...had the eighth highest percentage of pitches taken in the AL (60.8%)...was on his 10th Opening Day roster (2004-09, 11-14), his fourth straight with the A's, and made his ninth career Opening Day start, his fourth straight with the A's...hit his first career game-ending home run April 3 against Seattle...committed his first error of the season April 18 against Houston, snapping a 145-game errorless streak, which was fifth longest in Oakland history by an outfielder...it was his first error since Aug. 23, 2012...had his first two-steal game of the season April 21 against Texas...was batting .278 with a .393 on-base percentage over his first 22 games through the end of April...had seven steals but stole just 12 bases over his final 104 contests...his second at bat May 18 at Cleveland was the 5000th of his career...had a season-high 11-game hitting streak from May 26 to June 7...went 15-for-39 (.385) with 10 runs, five doubles and a home run during the streak...had a walk-off RBI single June 21 against Boston...it was his fifth regular season walk-off RBI with the A's and the seventh of his career...batted .346 with three home runs and 13 RBI in 22 games in June, his best single-month average of 2014...led

off the game with a home run July 2 at Detroit. ...missed eight games from July 27 to Aug. 3 with a strained neck and went 5-for-43 (.116) over his first 12 games following his return...led off the game with a home run for a second time Aug. 22 against Los Angeles (AL)...did not steal a base in August, which marks the first time in his career he did not steal a base in a month in which he played at least four games...missed five games from Aug. 30 to Sept. 3 with a strained neck...stole two bases Sept. 6 against Houston, his 33rd career multi-steal game...matched his season-high with three walks Sept. 25 at Texas...the second walk was the 500th of his career...grounded into a double play Sept. 26 at Texas, snapping an Oakland record streak of 414 consecutive at bats without a GIDP...broke the previous mark of 390 by Reggie Jackson from Aug. 27, 1974 to July 5, 1975...

it was the longest streak by an Athletic since Bert Campaneris set the franchise record with a streak of 440 from June 2, 1965 to April 26, 1966...it was his first GIDP since April 22 against Texas...had another GIDP two days later...went 2-for-6 in the Wild Card game at Kansas City Sept. 30 and started all 11 of the A's postseason games from 2012-14 in center field (13-for-46, .283).

2013—Hit a career-high 22 home runs and stole 21 bases to become the 10th player in Athletics history with 20 home runs and 20 stolen bases in a season...is the first since Ruben Sierra in 1993 and it has happened a total of 13 times...was one of just two American Leaguers to do it in 2013 (Trout, LAA)...the home runs doubled his total of 11 from 2012 and were six more than his previous best (16 in 2005)...also had career highs in runs (93) and sacrifice flies (8) and his 47 extra base hits were his second best total (62 in 2005)...tied for fifth in the AL in sacrifice flies and ranked sixth in runs...led the A's in runs, stolen bases and sacrifice flies...batted .261 in 131 games...slugged .444, which was his highest mark since 2005...all 22 of his home runs came batting first in the order, which was the most in the majors and tied for third most in Athletics history...only Rickey Henderson (28 in 1990) and Eddie Joost (23 in 1949) hit more...made all 127 of his starts batting leadoff...20 of his home runs came while playing center field, which were the most by an A's center fielder since Dave Henderson had 25 in 1991...led off the game with a home run five times, which tied for the fourth highest single season total in Athletics history...13 of his 22 home runs gave the A's the lead, which ranked eighth in the majors...started all five games of the ALDS against Detroit in center field and hit a team-leading .389...stole 20 or more bases for the fourth time in four seasons with the A's...is the fourth player in Oakland history with four or more 20-steal seasons (Henderson 14, Bert Campaneris 9, Billy North 4)...stole 13 bases over his first 46 games through June 8 but then swiped just eight bags over his final 85 contests...was successful in 21-of-26 (80.8%) stolen bases attempts...appeared exclusively in center field on defense where he played in 110 games, including 107 starts...did not commit an error and was one of five qualifying (108 or more games) Major League outfielders to go errorless in 2013...led ML outfielders in total chances per nine innings (3.03), which was the best mark by an A's outfielder since 1992 (Willie Wilson, 3.54)...his 309 total chances were second most in the AL among outfielders with no errors (Markakis, BAL 319)...they were also second most in Athletics history among outfielders with no errors (Stan Javier, 335 in 1995)...also hit .250 in 20 starts at designated hitter...batted .301 with 42 runs scored, eight home runs and 24 RBI over his first 50 games through June 15, .187 with 16 runs scored, two home runs and 16 RBI over his next 47 games from June 16 to Aug. 19 and .304 with 35 runs scored, 12 home runs and 26 RBI over his final 34 contests beginning Aug. 21...the switch-hitter batted .286 with 16 home runs against right-handed pitching compared to .218 with six home runs against left-handers...made his eighth career Opening Day Start April 1 against Seattle...hit .392 with 18 runs scored and five home runs during a season-best 12-game hitting streak from April 3-19...scored a run in each of the first eight games during the streak...led off the game with a home run April 5 at Houston, which was the first of five times he led off the game with a home run in 2013...homed and doubled in all three games at Houston April 5-7 to become the second player in Oakland history with both a double and a home run in three consecutive games (Matt Stairs, Aug. 14-16, 1997)...homed in a career-high four consecutive games from April 5-9...is the first Athletic leadoff hitter to homer in four straight games since Wally Moses (July 21-23, 1937)...had the fourth "walk-off sacrifice bunt" in Oakland history April 28 against Baltimore...finished April with 24 runs scored, which ranked second in the AL and set an Oakland record for runs in

ATHLETICS CONSECUTIVE STOLEN BASES, NO CAUGHT STEALING

- 36 **Coco Crisp, July 16, 2011-June 19, 2012**
- 28 Stan Javier, May 31-October 1, 1995
- 26 Mitchell Page, April 10-Aug. 13, 1977
- 26 Bert Campaneris, July 10-Sept. 11, 1976
- 25 Don Baylor, May 7-June 22, 1976
- 24 **Coco Crisp, July 24-Sept. 13, 2010**
- 24 Rickey Henderson, July 15-Aug. 21, 1989
- 24 Davey Lopes, July 11, 1983-June 26, 1984
- 22 Rickey Henderson, July 12-Aug. 2, 1983
- 21 Rickey Henderson, May 16-Aug. 11, 1992

April...was batting .283 with a .388 on-base percentage in 24 games when he was placed on the 15-day disabled list May 1 retroactive to April 30 with a strained left hamstring...it was his seventh career stint on the DL, his fourth with the A's...was reinstated from the DL May 15 and hit .320 with 18 runs scored over his first 26 games through June 15...had a career-high tying four hits June 3 at Milwaukee...also had four-hit games Aug. 23 at Baltimore and Sept. 27 at Seattle...his seventh inning RBI single July 13 against Boston was the 500th RBI of his career...homed in three straight games Aug. 21-24 and Aug. 31-Sept. 2 to become the third player in Oakland history to homer in three straight games three or more times in one season (Jason Giambi, 4 times in 2001; Mark McGwire, three times in 1992, 1996 and 1997)...hit his 100th career home run Aug. 26 at Detroit, a solo shot off Anibal Sanchez in the third inning...homed eight times over a 14-game span from Aug. 21 to Sept. 4 and batted .351 with 17 runs and 14 RBI over that span...logged an extra base hit in seven consecutive contests from Aug. 31 to Sept. 6 (two doubles, one triple, four home runs), which fell one short of the Oakland record...had seven home runs and 19 RBI in 24 games in September...tied for the AL lead in home runs and runs scored (23) in September and tied for third in RBI...the home runs were his most in a month...had three hits in Game 3 and four in Game 4 of the ALDS...the four hits tied the Athletics record for hits in a postseason game (11th time)...joins Carney Lansford (1990 ALCS Games 1 and 2) and Bert Campaneris (1973 World Series Game 7 and 1974 ALCS Game 1) as the only players in Athletics postseason history with back-to-back three-hit games...also tied Athletics postseason records with three walks in Game 1 and two doubles in Game 3...agreed to terms on a two-year contract extension through the 2016 season with a vesting option for 2017 on Feb. 7, 2014.

2012—Batted .259 with 11 home runs, 46 RBI and a team-leading 39 stolen bases in 120 games...it was his third career 30-steal season...the only other players in Oakland history with three or more 30-steal seasons are Rickey Henderson (13), Bert Campaneris (8) and Billy North (4)...the steals were second only to his career-high 49 in 2011...ranked fourth in the American League in stolen bases and fifth in stolen base percentage (90.7%)...the stolen base percentage was third best in Oakland history at the time...14 of his steals were of third base, which was second most in the AL...also ranked third in the AL in batting with runners in scoring position (.367) and tied for sixth with a career-high tying seven triples...hit 11 home runs, the first time he reached double figures since 2005...batted .172 over his first 38 games through June 13...was moved to the leadoff spot June 14 and made each of his final 78 starts batting leadoff...hit .296 in 82 games total over that span...was batting .236 with five doubles, two triples, three home runs and 18 RBI in 60 games before the All-Star Break (.318 slugging percentage)...then hit .281 with 20 doubles, five triples, eight home runs and 28 RBI in 60 games after the break (.511 slugging percentage)...tied for the AL lead in triples and stolen bases (23) after the break, tied for sixth in doubles and tied for 10th in extra base hits (33)...was 10th in the AL with a .308 batting average during the day...the switch-hitter batted .265 against right-handed pitching compared to .248 against left-handers...all four of his caught stealings came against left-handed pitchers...10 of his 11 home runs were solo shots...batted .321 with seven stolen bases in interleague play...tied for fourth in interleague stolen bases...made 15 of his first 17 starts in left field before going on the DL May 4...then made 93 of his final 94 starts in center field following his return...overall, he made 94 starts in center field, 15 in left field and two at designated hitter...made a team-leading 81 starts batting leadoff...was the A's 13th different Opening Day starter in left field in the last 13 years...had 203 career starts in left entering the season, but none since October 2, 2005...made his first error April 7 against Seattle, snapping a 116-game errorless streak...was batting .194 in 18 games when he was placed on the 15-day disabled list May 4 retroactive to May 3 with an inner ear infection...was reinstated from the DL May 21...was moved to the leadoff spot in the batting order June 14 at Colorado and batted .346 with a .404 on-base percentage over a 32-game stretch through July 27...stole three bases June 19 against Los Angeles (NL)...it was his fifth career game of three or more steals, his fourth with the A's...in Oakland history, only Rickey Henderson (45) and Bert Campaneris (10) have more three-steal games...also made his first error of the season as a center fielder in that game, snapping a 136-game errorless streak as a center fielder...had his Athletics record streak of 36 consecutive stolen bases without a caught stealing end June 21 against Los Angeles (NL)...it was his first caught stealing since July 10, 2011 at Texas...led off the game with a home run June 27 at Seattle and did it again six days later against Boston July 3...also had the game-ending RBI against the Red Sox, a sacrifice fly...is the first Athletic with a leadoff home run and walk-off RBI in the same game since Rickey Henderson did it against Chicago Aug. 12, 1992...had his second game-ending RBI July 22 against New York, a RBI single in the 12th inning to complete the A's four-game sweep of the Yankees...had his third career two-homer game July 25 at Toronto...batted .342 in July, which ranked eighth in the AL...had his second "walk-off" sacrifice fly Aug.

3 against Toronto...is the second player in Oakland history with two “walk-off” sacrifice flies in one season (Rickey Henderson, 1992)...had a career-high tying five RBI Aug. 19 against Cleveland...led off the game with a home run Sept. 28 against Seattle...went 4-for-5 against the Mariners the next day, matching his career high in hits...started all five games in center field in the ALDS against the Tigers and hit .182 with a home run and two RBI...led off the series with a home run off Justin Verlander in Game 1 at Detroit, the fourth leadoff home run in Athletics postseason history...had a “walk-off” single in Game 4 in Oakland to lift the A’s to a 4-3 win and even the series at 2-2.

2011—Appeared in 136 games with the A’s after playing in just 124 games over the previous two seasons...batted .264 with eight home runs and 54 RBI...stole a career-high 49 bases, which tied for the American League lead (Gardner, NYY)...became the first Athletic to lead the league in steals since Rickey Henderson had 66 in 1998...is the 10th player (26th time) in Oakland history to steal 40 bases in a season...was caught stealing just nine times and his stolen base percentage of 84.5 was third best in the AL...was a perfect 23 for 23 after the All-Star Break...21 of his steals came in the seventh inning or later, which led the majors and was the most by an Athletic since Henderson had 23 in 1990...47 came as a center fielder, which is the most by an Athletic since Bill North had 66 of his 75 steals in 1976 while playing center...ranked second in the AL with 11 steals of third base...in addition to stolen bases, he also led the A’s in at bats (531) and hits (140) and tied for the team lead in runs scored (69)...the hits were second fewest in Oakland history by a team-leader in a non-strike season (Dave Revering, 136 in 1979)...struck out just 65 times and his average of 8.97 plate appearances per strikeout was 10th best in the AL...averaged 3.46 pitches per plate appearance, which was seventh lowest in the AL...the switch-hitter batted .289 against right-handed pitching compared to .211 against left-handers...hit .323 with runners in scoring position and two outs...appeared exclusively in center field on defense where he played in 133 games, including 130 starts...committed just one error in 324 chances for a .997 fielding percentage, which ranked third among AL outfielders...started 61 games in the leadoff spot, 45 hitting second and 24 batting third...went a career-high 24 consecutive games without a walk from April 3 to May 5...singled off Phil Humber to lead off the game June 12 in Chicago for his 1,000th career hit...his double in the eighth inning July 24 at New York was the 200th of his career...played in the 1000th game of his career July 27 against Tampa Bay...stole two bases July 30 and three July 31, both against Minnesota...is the first Athletic with five steals over a two-game stretch since Rickey Henderson also had five May 9-10, 1992 against New York...his second stolen base on the 31st was the 200th of his career...the three stolen bases matched his career-high until Aug. 6 when he stole four bases at Tampa Bay...those were the most steals by an Athletic since Rickey Henderson also had four Oct. 5, 1991 against Texas...missed six games with a strained right calf, Aug. 7-13...was a perfect 4-for-4 with two home runs and five RBI Aug. 24 at New York and matched his career highs in all three categories...homered from both side of the plate for the first time in his career...is just the fifth player (ninth time) in Athletics history to homer from both sides of the plate in the same game...stole a base in six consecutive games from Sept. 22-27...that was the longest streak of his career and the longest by an Athletic since Rickey Henderson also had a six-game streak, Aug. 15-21, 1989...tied for the AL lead in September steals (11) despite appearing in just 18 games.

2010—Had his season interrupted by injury three times, but when healthy, he posted some of the best numbers on the team...hit .279 with eight home runs, 38 RBI and 32 stolen bases in 75 games...tied for ninth in the American League in stolen bases and had the second highest stolen base total in AL history among players who appeared in fewer than 80 games (Alex Cole had 40 steals in 63 games with Cleveland in 1990)...was caught stealing just three times for a Major League-leading stolen base percentage of 91.4%...that was the second best mark in Oakland history to Stan Javier in 1988 (20 for 21, 95.2%)...the switch hitter batted .329 with a .570 slugging percentage against left-handed pitching, .261 with a .389 slugging percentage against right-handers...batted .300 or better every month except July when he batted .191...hit .239 in 36 games through Aug. 6 and .316 over his final 39 games...started 74 games, including 73 in center field and one at designated hitter...made 73 of his starts batting leadoff...was placed on the 15-day disabled list April 3 with a fractured left pinky, an injury suffered April 2 at San Francisco in a spring training game...was reinstated May 21 and started two games in center field before straining his right intercostal muscle...was placed on the 15-day DL for a second time May 26, retroactive to May 23...went 5-for-5 with five RBI June 18 against Salt Lake during a six-game rehab assignment with Sacramento...was reinstated from the DL June 22...drove in a run in each of his first three games with the A’s...became the third player in Oakland history with an RBI in at least each of his first three games with the club...scored or drove in at least one run in 13 consecutive games from

June 25 to July 10, which equaled the fourth longest such streak in Oakland history...stole 27 bases in 57 games after the break, which was second most in the majors...was ejected from the game July 20 against Boston in the 10th inning by home plate umpire Bob Davidson...scored the 500th run of his career in the first inning Aug. 21 against Tampa Bay...stole six bases in the three-game series against Boston, Sept. 10-12, which were the most by an Athletic in a three-game series since Rickey Henderson stole six against New York, May 8-10, 1992...had a streak of 24 consecutive stolen bases without being caught from July 24 to Sept. 13...fractured his left pinky sliding into third base Sept. 18 at Minnesota and missed the remainder of the season.

2009—Batted .228 with 29 walks and 13 stolen bases in 49 games with Kansas City in a season that ended in mid-June due to injuries...was tied for the Major League lead with five triples and tied for seventh in the American League in stolen bases when he was placed on the 15-day disabled list June 14...posted 14 extra-base hits with 22 runs scored through May 7 with the Royals going 18-11...had just two extra-base hits and eight runs in his final 21 games of the season while playing with his injured shoulders...the Royals, beginning May 8, posted a 47-86 record the remainder of the season...made all 49 of his starts with the Royals in center field...hit leadoff 47 times...equaled his career high with four walks May 5 against Chicago...was placed on the bereavement list June 1 and reinstated June 4...was placed on the 15-day DL with a right rotator cuff strain June 14 retroactive to June 13...had surgery to repair a torn labrum in his right shoulder June 24...was transferred to the 60-day DL July 2 and had surgery on his left shoulder later that month...missed the remainder of the season.

2008—Turned it on down the stretch to help the Red Sox to the AL Wild Card and a berth in the American League Championship Series in his final season with Boston...started the season fairly slow and was hitting .252 through July 31...proceeded to hit .341 in the months of August and September and then .417 in seven postseason games...tied for fourth in the AL with 10 bunt hits...stole 20 bases, becoming the first Red Sox player since Ellis Burks (1987-89) to record 20 or more steals in his first three seasons with the club...served a five-game suspension from June 28-July 2 for his role in Boston's on-field incident with Tampa Bay June 5 at Fenway Park...had 1 hit in 4 at bats in the Red Sox ALDS win over Los Angeles...turned it on in the ALCS against Tampa Bay, hitting .450 (9 for 20) with two doubles, an RBI and four walks in five games...recorded the game-tying hit with a two-out single in the eighth inning of Game 5 at Boston...the hit capped a historic comeback from a 7-0 deficit for the Red Sox, who won the game, 8-7.

2007—Rebounded from an injury-plagued 2006 season to start 137 games in center for the World Champion Red Sox...committed just one error in 416 total chances for a .998 fielding percentage, the sixth-best mark among center fielders in Major League history at the time (min. 400 total chances)...went 153 games and 429 chances between errors from July 21, 2006 to Aug. 7, 2007...established a Red Sox outfielder record for consecutive errorless chances...led the club with seven triples...finished among the AL leaders in sac bunts (t-7th), triples (t-9th), bunt hits (t-5th) and steals (9th)...collected his first career two-home run game June 18 at Atlanta...hit his second career grand slam and equaled his career-best with five RBI July 5 vs. Tampa Bay...started all three of the Red Sox ALDS games and the first five ALCS games...suffered a bruised right knee hitting the wall to catch Casey Blake's fly ball for the final out of Game 7 of the ALCS, sending the Red Sox to the World Series...went 1 for 2 with a run scored in the World Series vs. Colorado, seeing action in 3 of the 4 games.

2006—Played in just 105 games in his first season with Boston as he was bothered by a left index finger fracture suffered in the first week of the regular season...began the season as the Red Sox leadoff man and led the team in steals while tying for first in sacrifice bunts...suffered a broken finger in his fifth game of the season April 8 at Baltimore on a stolen base attempt of third...missed 41 games before being reinstated May 28...the finger continued to bother him the rest of the season and he underwent surgery Sept. 26...missed the remainder of the season.

2005—Established career highs in batting (.300), hits (178) and doubles (42) in his final year with Cleveland...led the American League with 13 sacrifice bunts and ranked among the league leaders in doubles (t-5th), bunts in play (t-3rd), hitting vs. right-handed pitchers (.324, 5th) and road average (.323, 5th)...had an inside-the-park home run July 4 vs. Detroit...was named AL Player of the Week for Sept. 6-12...hit .517 (15-for-29) with three home runs, seven RBI and eight runs scored during the week...was on the disabled list from May 18 to June 1 with a sprained right thumb.

2004—Made his first Opening Day roster with the Indians...turned it on after a slow start and ranked ninth in the American League with a .318 batting average after the All-Star Break...hit his first career grand slam July 27 vs. Detroit...drove in a career-high 71 runs...posted hitting streaks of 14 (July 27-Aug. 13) and 12 (June 11-22) games.

2003—Opened the season with Triple-A Buffalo and was leading the International League in hitting (.360), hits (81) and runs scored (42) when he was recalled to Cleveland June 10...spent the remainder of the season at the big league level...ranked among American League rookie leaders in triples (3rd), stolen bases (3rd), batting average (6th) and runs (7th)...put 37 bunts in play, third overall in the AL...hit .400 during a 13-game hitting streak from July 18 to 31 and batted .351 overall in 26 July games.

2002—Had his contract selected from Double-A Akron Aug. 14 and made his Major League debut the next day...collected his first ML hit Aug. 16 at Anaheim off John Lackey...was sent to Triple-A Buffalo Aug. 30 to play in the International League playoffs but returned to the Indians after seven games...hit his first ML home run Sept. 11 vs. Toronto off Scott Wiggins...began the season in the Cardinals organization and hit .301 in 89 games with Double-A New Haven...played for Aguilas in the Dominican Winter League following the season.

2001—Earned St. Louis Cardinals Minor League Player of the Year honors and was a Carolina League All-Star after a stellar season with Single-A Potomac...led the Carolina League in hits (162), total bases (224), games played (139) and at bats (530), ranked second in runs scored (80) and stolen bases (39) and was third in batting (.306).

2000—Split the season between short season Single-A New Jersey and Single-A Peoria...began the year in extended spring training making the conversion to an outfielder after playing exclusively at second base during his first pro campaign in 1999...combined to steal 32 bases in 38 attempts between the stops...appeared in 52 games in the outfield and four at second base.

1999—Began his professional career as a second baseman for Johnson City in the Cardinals organization...ranked fourth in the Appalachian League in stolen bases (27)...committed 24 errors in 64 games at second base.

PERSONAL/MISCELLANEOUS

Covelli Loyce Crisp...was originally signed by St. Louis scout Chuck Fick...has three children, daughter, Amailee, and sons Caden and Collin...as a youngster, his great grandmother Wilda Smith called him “Co”...his sister, Sheileah, and godbrother, Marcus, inspired by the character and the name on the Coco Krispies cereal box, lengthened his nickname to “Coco”...was Covelli until the 2002 season when the “Coco” nickname stuck...graduated from Inglewood (CA) High School and attended Pierce Junior College in Los Angeles...played third base in high school...participated in the MLB RBI (Reviving Baseball in Inner Cities) Program as a youth...was inducted into the RBI League Hall of Fame in 2006 and the Pierce JC Hall of Fame in 2012...narrated an ESPN special on the MLB RBI Program in August, 2007...named recipient of the 2013 Jim “Catfish” Hunter Award, which honors an A’s player whose play on the field and conduct in the clubhouse best exemplifies the courageous, competitive and inspirational spirit demonstrated by the late Hall of Fame pitcher.

OAKLAND A’S OLDEST ALL-STARS

40 years, 53 days	Bartolo Colón, 2013
37 years, 285 days	Dennis Eckersley, 1992
36 years, 279 days	Dennis Eckersley, 1991
35 years, 280 days	Dennis Eckersley, 1990
35 years, 198 days	Grant Balfour, 2013
34 years, 128 days	Steve Ontiveros, 1995
33 years, 283 days	Dennis Eckersley, 1988

LIFETIME PLAYING RECORD

Year	Club	AVG.	G	AB	R	H	2B	3B	HR	RBI	SH	SF	HP	BB	SO	SB	CS	SLG	OBP	E
1999	Johnson City	.258	65	229	55	59	5	4	3	22	8	2	2	44	41	27	5	.354	.379	24
2000	New Jersey	.239	36	134	18	32	5	0	0	14	5	0	1	11	22	25	3	.276	.301	2
	Peoria	.276	27	98	14	27	9	0	0	7	4	0	0	16	15	7	3	.367	.377	0
2001	Potomac	.306	139	530	80	162	23	3	11	47	7	1	1	52	64	39	21	.423	.368	6
2002	New Haven	.301	89	355	61	107	16	1	9	47	5	1	0	36	56	26	10	.428	.365	3
	Akron	.406	7	32	9	13	1	0	1	4	1	0	0	3	3	4	0	.531	.457	0
	CLEVELAND	.260	32	127	16	33	9	2	1	9	3	2	0	11	19	4	1	.386	.314	1
	Buffalo	.238	4	21	3	5	1	0	0	2	0	0	0	2	1	0	0	.286	.238	0
2003	Buffalo	.360	56	225	42	81	19	6	1	24	9	2	5	26	24	20	8	.511	.434	3
	CLEVELAND	.266	99	414	55	110	15	6	3	27	7	3	0	23	51	15	9	.353	.302	1
2004	CLEVELAND	.297	139	491	78	146	24	2	15	71	9	2	0	36	69	20	13	.446	.344	4
2005	CLEVELAND	.300	145	594	86	178	42	4	16	69	13	5	0	44	81	15	6	.465	.345	5
2006	BOSTON	.264	105	413	58	109	22	2	8	36	7	0	1	31	67	22	4	.385	.317	1
	Pawtucket	.333	1	3	0	1	0	0	0	2	0	0	0	1	0	0	0	.333	.500	0
2007	BOSTON	.268	145	526	85	141	28	7	6	60	9	5	1	50	84	28	6	.382	.330	1
2008	BOSTON	.283	118	361	55	102	18	3	7	41	8	4	1	35	59	20	7	.407	.344	2
2009	KANSAS CITY	.228	49	180	30	41	8	5	3	14	4	1	1	29	23	13	2	.378	.336	3
2010	Stockton	.833	2	6	2	5	0	1	1	3	0	0	0	1	0	0	0	1.667	.857	0
	OAKLAND	.279	75	290	51	81	14	4	8	38	3	5	0	30	49	32	3	.438	.342	2
	Sacramento	.591	6	22	7	13	2	1	0	5	0	0	0	2	3	2	1	.773	.625	0
2011	OAKLAND	.264	136	531	69	140	27	5	8	54	4	6	1	41	65	49	9	.379	.314	1
2012	OAKLAND	.259	120	455	68	118	25	7	11	46	6	2	0	45	64	39	4	.418	.325	3
2013	OAKLAND	.261	131	513	93	134	22	3	22	66	2	8	0	61	65	21	5	.444	.335	0
2014	OAKLAND	.246	126	463	68	114	21	3	9	47	1	6	0	66	66	19	5	.363	.336	3
2015	Stockton	.222	7	27	6	6	1	0	2	4	0	0	0	4	3	0	0	.481	.323	0
	OAKLAND	.175	44	126	11	22	6	0	0	6	0	0	0	13	25	2	0	.222	.252	0
ML Totals		.268	1464	5484	823	1469	281	53	117	584	76	49	5	515	787	299	74	.402	.329	27

CAREER TRANSACTIONS

1999 — Selected by the St. Louis Cardinals organization in the 7th round of the free agent draft. **2002** — Traded to the Cleveland Indians as the player to be named later in the July 19 trade in which Cleveland traded pitcher Chuck Finley for outfielder Luis Garcia, August 5. **2005** — On disabled list, May 18 to June 1. **2006** — Traded to the Boston Red Sox with pitcher David Riske and catcher Josh Bard for pitcher Guillermo Mota, infielder Andy Marte, catcher Kelly Shoppach, cash considerations and a player to be named later, January 27. On disabled list, April 9 to May 27; included rehabilitation assignment to Pawtucket, May 27. **2008** — On suspended list, June 28 to July 2. Traded to the Kansas City Royals for pitcher Ramon Ramirez, November 19. **2009** — On disabled list, June 13 to end of season. Elected free agency, November 9; signed by the Oakland Athletics, December 23. **2010** — On disabled list, April 3 to May 20; included rehabilitation assignment to Stockton, May 18 to 20. On disabled list, May 23 to June 21; included rehabilitation assignment to Sacramento, June 15 to 21. **2011** — Elected free agency, October 30. **2012** — Re-signed by Oakland, January 5. On disabled list, May 3 to 20. **2013** — On the disabled list, April 30 to May 14. **2015** — On the disabled list, April 4 to May 5; included rehabilitation assignment to Stockton, May 1 to 5. On the disabled list, May 20 to August 2; included rehabilitation assignment to Stockton, July 27 to August 2.

WILD CARD RECORD

Year	Club/Opp.	AVG.	G	AB	R	H	2B	3B	HR	RBI	SH	SF	HP	BB	SO	SB	CS	SLG	OBP	E
2014	OAK vs. KC	.333	1	6	1	2	0	0	0	1	0	0	0	0	3	0	0	.333	.333	0

DIVISION SERIES RECORD

Year	Club/Opp.	AVG.	G	AB	R	H	2B	3B	HR	RBI	SH	SF	HP	BB	SO	SB	CS	SLG	OBP	E
2007	BOS vs. LAA	.200	3	10	0	2	0	0	0	2	0	0	0	1	3	1	0	.200	.273	0
2008	BOS vs. LAA	.250	2	4	2	1	0	0	0	0	0	0	0	1	0	1	0	.250	.400	0
2012	OAK vs. DET	.182	5	22	3	4	0	0	1	2	0	0	0	0	2	0	0	.318	.182	1
2013	OAK vs. DET	.389	5	18	4	7	2	1	0	2	0	1	0	3	2	1	0	.611	.455	0
Totals		.259	15	54	9	14	2	1	1	6	0	1	0	5	7	3	0	.389	.317	1

LEAGUE CHAMPIONSHIP SERIES RECORD

Year	Club/Opp.	AVG.	G	AB	R	H	2B	3B	HR	RBI	SH	SF	HP	BB	SO	SB	CS	SLG	OBP	E
2007	BOS vs. CLE	.143	7	21	2	3	1	0	0	0	0	0	0	0	6	1	0	.190	.143	0
2008	BOS vs. TB	.450	5	20	2	9	2	0	0	1	0	0	0	4	3	0	0	.550	.542	0
Totals		.293	12	41	4	12	3	0	0	1	0	0	0	4	9	1	0	.365	.356	0

WORLD SERIES RECORD

Year	Club/Opp.	AVG.	G	AB	R	H	2B	3B	HR	RBI	SH	SF	HP	BB	SO	SB	CS	SLG	OBP	E
2007	BOS vs. COL	.500	3	2	1	1	0	0	0	0	0	0	0	0	0	0	0	.500	.500	0

VS. THE AMERICAN LEAGUE

2015		CAREER											
AVG.	AB	H	HR	RBI	vs. TEAM	AVG.	AB	H	HR	RBI			
.500	18	9	0	1	Baltimore	.297	296	88	6	37			
.077	13	1	0	0	Boston	.190	205	39	3	17			
.077	13	1	0	1	Chicago	.277	382	106	11	43			
—	0	0	0	0	Cleveland	.273	187	51	3	17			
—	0	0	0	0	Detroit	.319	382	122	8	43			
.080	25	2	0	2	Houston	.232	151	35	6	20			
—	0	0	0	0	Kansas City	.223	400	89	4	47			
.750	4	3	0	1	Los Angeles	.258	431	111	10	42			
.000	5	0	0	0	Minnesota	.280	411	115	11	41			
—	0	0	0	0	New York	.277	347	96	7	34			
—	0	0	0	0	Oakland	.280	157	44	3	13			
.077	26	2	0	0	Seattle	.264	458	121	9	35			
.250	8	2	0	1	Tampa Bay	.276	315	87	7	38			
.000	1	0	0	0	Texas	.265	393	104	8	50			
.143	7	1	0	0	Toronto	.237	334	79	7	26			

VS. THE NATIONAL LEAGUE

2015		CAREER											
AVG.	AB	H	HR	RBI	vs. TEAM	AVG.	AB	H	HR	RBI			
.200	5	1	0	0	Arizona	.258	62	16	0	3			
—	0	0	0	0	Atlanta	.317	60	19	3	10			
—	0	0	0	0	Chicago	.167	12	2	0	2			
—	0	0	0	0	Cincinnati	.293	82	24	5	23			
—	0	0	0	0	Colorado	.222	45	10	0	6			
—	0	0	0	0	Los Angeles	.278	18	5	0	1			
—	0	0	0	0	Miami	.189	37	7	1	2			
—	0	0	0	0	Milwaukee	.273	22	6	1	1			
—	0	0	0	0	New York	.346	52	18	1	9			
—	0	0	0	0	Philadelphia	.314	35	11	1	5			
—	0	0	0	0	Pittsburgh	.387	31	12	0	1			
—	0	0	0	0	St. Louis	.214	28	6	0	0			
—	0	0	0	0	San Diego	.313	48	15	1	5			
.000	1	0	0	0	San Francisco	.289	90	26	0	10			
—	0	0	0	0	Washington	.385	13	5	1	3			

MONTHLY BREAKDOWN

2015		CAREER											
AVG.	AB	H	HR	RBI	by MONTH	AVG.	AB	H	HR	RBI			
—	0	0	0	0	March	.154	13	2	0	0			
—	0	0	0	0	April	.262	699	183	12	66			
.044	45	2	0	0	May	.229	681	156	8	57			
—	0	0	0	0	June	.288	930	268	27	112			
—	0	0	0	0	July	.269	968	260	15	101			
.237	59	14	0	2	August	.263	1182	311	32	129			
.333	18	6	0	4	September	.289	974	281	23	114			
.000	4	0	0	0	October	.216	37	8	0	5			

BATTING BREAKDOWN

2015		CAREER											
AVG.	AB	H	HR	RBI	by CATEGORY	AVG.	AB	H	HR	RBI			
.167	66	11	0	3	Home	.272	2668	727	51	317			
.183	60	11	0	3	Away	.263	2816	742	66	267			
.250	36	9	0	2	Day	.260	1718	446	36	188			
.144	90	13	0	4	Night	.272	3766	1023	81	396			
.044	45	2	0	0	Pre-ASG	.263	2702	710	56	281			
.247	81	20	0	6	Post-ASG	.273	2782	759	61	303			
.200	40	8	0	1	vs. LHP	.259	1740	451	43	189			
.163	86	14	0	5	vs. RHP	.272	3744	1018	74	395			
.152	33	5	0	6	RISP	.281	1191	335	23	456			
.250	4	1	0	3	Bases Loaded	.296	115	34	2	104			
.400	15	6	0	4	Pinch Hitter	.325	40	13	0	6			
—	0	0	0	0	Designated Hitter	.222	189	42	3	22			

BALLPARK BREAKDOWN

	AVG.	AB	H	HR	RBI
Angel Stadium	.293	208	61	5	19
AT&T Park	.225	40	9	0	5
Busch Stadium	.091	11	1	0	0
Camden Yards	.348	141	49	5	21
Chase Field	.194	31	6	0	1
Citi Field	.318	22	7	1	3
Citizens Bank Park	.417	12	5	1	3
Comerica Park	.329	170	56	4	15
Coors Field	.364	11	4	0	1
Fenway Park	.271	691	187	6	74
Globe Life Arlington	.263	217	57	3	19
Great American Ball Park	.265	34	9	3	11
Kauffman Stadium	.217	299	65	3	26
Mall of America Field	.228	171	39	4	12
Marlins Park	.222	9	2	0	1
Miller Park	.357	14	5	1	1
Minute Maid Park	.253	79	20	5	14
O.co Coliseum	.267	1257	336	31	153
Old Yankee Stadium	.283	127	36	2	11
PETCO Park	.375	24	9	1	2
PNC Park	.350	20	7	0	0
Progressive Field	.280	913	256	18	104
Rogers Centre	.217	152	33	4	10
Safeco Field	.238	248	59	3	16
Shea Stadium	.364	11	4	0	2
Sun Life Stadium	.000	11	0	0	0
Target Field	.242	62	15	1	4
Tokyo Dome	.091	11	1	0	0
Tropicana Field	.256	160	41	3	18
Turner Field	.327	49	16	3	8
U.S. Cellular Field	.257	237	61	8	23
Yankee Stadium	.310	42	13	2	7

FIELDING STATISTICS

Outfield							
YEAR	PCT.	G	PO	A	E	TC	DP
2002	.988	32	82	1	1	84	1
2003	.995	90	213	5	1	219	2
2004	.986	128	286	5	4	295	1
2005	.985	145	315	3	5	323	0
2006	.996	103	246	3	1	250	3
2007	.998	144	408	7	1	416	4
2008	.992	114	234	4	2	240	1
2009	.976	49	120	0	3	123	0
2010	.989	73	182	2	2	186	0
2011	.997	133	321	2	1	324	1
2012	.989	113	272	4	3	279	2
2013	1.000	110	307	2	0	309	1
2014	.985	111	194	0	3	197	0
2015	1.000	37	51	1	0	52	0
Totals	.992	1382	3231	39	27	3297	16

CRISP'S CAREER HIGHS

Hits: 4 (14 times), last: August 14, 2015 at Baltimore. Also had 4 hits in Game 4 of the 2013 ALDS at Detroit

Home Runs: 2 (three times), July 25, 2012 at Toronto; August 24, 2011 at New York (AL); June 18, 2007 at Atlanta

Runs Batted In: 5 (five times), last: August 19, 2012 vs. Cleveland

Stolen Bases: 4, August 6, 2011 at Tampa Bay; 3 (four times), last: June 19, 2012 vs. Los Angeles (NL); 2 (28 times), last: September 6, 2014 vs. Houston

Hitting Streak: 14, July 27 to August 13, 2004

Hitless Streak (At Bats): 39, September 26, 2014 to May 13, 2015

Game Ending RBI: 7, June 21, 2014 vs. Boston (single); April 3, 2014 vs. Seattle (home run); August 3, 2012 vs. Toronto (sacrifice fly); July 22, 2012 vs. New York-AL (single); July 3, 2012 vs. Boston (sacrifice fly); August 14, 2007 vs. Tampa Bay (single); May 1, 2004 vs. Baltimore (single). Also had a single in Game 4 of the 2012 ALDS vs. Detroit

Grand Slams: 2, July 5, 2007 vs. Tampa Bay (J.P. Howell); July 27, 2004 vs. Detroit (Gary Knotts)

Pinch-Hit Home Runs: None.

Inside-The-Park Home Runs: 1, July 4, 2005 vs. Detroit (Game 2) (Fernando Rodney)

Lead Off Home Runs: 15, August 22, 2014 vs. Los Angeles-AL (Hector Santiago); July 2, 2014 at Detroit (Justin Verlander); September 1, 2013 vs. Tampa Bay (Jamey Wright); August 21, 2013 vs. Seattle (Hisashi Iwakuma); June 11, 2013 vs. New York-AL (CC Sabathia); June 3, 2013 at Milwaukee (Marco Estrada); April 5, 2013 at Houston (Brad Peacock); September 28, 2012 vs. Seattle (Blake Beavan); September 1, 2012 vs. Boston (Felix Doubront); July 3, 2012 vs. Boston (Jon Lester); June 27, 2012 at Seattle (Kevin Millwood); April 20, 2011 vs. Boston (Clay Buchholz); September 6, 2010 vs. Seattle (Jason Vargas); August 18, 2003 vs. Tampa Bay (Rob Bell); August 6, 2003 vs. Seattle (Joel Pineiro). Also had a leadoff home run in Game 1 of the 2012 ALDS at Detroit (Justin Verlander)

OUTFIELDER

Height/Weight: 5-11 / 192 **Bats/Throws:** Right / Right

Birthdate: December 21, 1987 **Opening Day Age:** 28

Birthplace/Resides: Lakewood, California / Glendale, Arizona

Major League Service: 2 years, 104 days

Obtained: Acquired from Milwaukee for Bubba Derby and Jacob Nottingham, February 12, 2016

Contract Status: First year of a one-year contract through 2016

CAREER HIGHLIGHTS

Spent the first seven seasons of his professional career in the Milwaukee organization...was traded to the A's prior to the start of Spring Training in 2016...made his Major League debut with the Brewers in 2013 and hit .250 with 60 home runs and 162 RBI in 321 games over three seasons with Milwaukee...has appeared exclusively in left field on defense (276 games, 268 starts)...played in the Arizona Fall League in 2012...was a Midwest League Postseason All-Star in 2010.

2015 HIGHLIGHTS

Batted .247 with a career-high 27 home runs and 66 RBI in 121 games with Milwaukee...also had career highs in walks (44) and stolen bases (6) and matched his best in triples (2) and strikeouts (122)...led the Brewers and tied for 10th in the National League in home runs despite spending over a month of the season on the DL with a torn meniscus in his right knee...hit 21 of his home runs after the All-Star Break, which ranked second in the NL to the Rockies Carlos Gonzalez (27) and tied for third in the majors (Davis, BAL 28)...tied for fifth in the NL in post-break RBI (48)...had just six home runs and 18 RBI in 50 games before the break...had five games with two or more home runs, which tied for third most in the NL...batted .260 (75-for-288) against right-handed pitchers compared to .212 (22-for-104) against left-handers...hit .296 with 16 home runs and 43 RBI in 66 games at home, .190 with 11 home runs and 23 RBI in 55 games on the road...tied for eighth in the NL in home runs at home...hit 15 home runs in 41 day games (fourth in the NL), 12 in 80 contests at night...10 of his home runs came in the seventh inning or later, which tied for third in the NL...batted .298 with 10 home runs when leading off an inning...made 107 starts, all in left field...committed five errors, which were the most among NL left fielders and tied for the most in the majors...had just one assist in 108 games overall in the outfield...went 4-for-11 (.364) with two walks, two home runs and three RBI as a pinch hitter...tied for third in the NL in pinch homers...saw his most action with 48 starts batting fifth and 31 hitting clean-up...started games at every spot in the order except third, eighth and ninth.

MAJOR LEAGUE HOME RUNS LEADERS, AUG. 6 THRU END OF SEASON

- 20 **Khris Davis (MIL)**
- 19 Chris Davis (BAL)
Edwin Encarnacion (TOR)
- 18 Carlos Gonzalez (COL)
- 17 Yoenis Cespedes (NYM)

MILWAUKEE: Made his second consecutive Opening Day start in left field for Milwaukee April 6 against Colorado and went 1-for-4...hit safely in each of his first five games (6-for-20, .300) but batted .243 with no home runs and three RBI over his first 20 games through April 27...hit his first home run of the season April 29 at Cincinnati to snap a career-high 36-game homerless streak dating back to his last home run on Sept. 5, 2014...had a career-high 0-for-18 streak from April 29 to May 7...matched his career high with four hits May 8 against Chicago (NL)...it was the third four-hit game of his career...had three hits the next day against the Cubs but then hit .118 over his next 11 games...hit his second career pinch hit home run May 11 against Chicago (AL)...his third came later in the season on July 18 against Pittsburgh...had his first of five two-homer games May 25 against San Francisco...was batting .250 with five home runs and 16 RBI in 46 games when he was placed on the 15-day disabled list May 31 with a torn meniscus in his right knee...Dr. William Raasch performed surgery on the knee June 2...was sent to Single-A Wisconsin on a rehab assignment July 1 and went 2-for-20 (.100) with three walks and two RBI in six games before he was reinstated from the DL July 7...hit .246 with 22 home runs and 50 RBI in 75 games following his return...batted just .186 in 17 games in July...had seven home runs and 25 RBI over his first 68 games through Aug. 5...then had three two-homer games over a 13-game

span from Aug. 6 to 19 and tallied 20 home runs and 41 RBI over his final 53 games starting Aug. 6... led the majors in home runs and tied for second in the NL in RBI from Aug. 6 through the end of the season... had two home runs and six RBI Aug. 6 against San Diego, two home runs and four RBI Aug. 9 against St. Louis and two home runs and five RBI Aug. 19 against Miami... the six RBI against the Padres were a career high... hit .228 with 10 home runs and 24 RBI in 26 games in August to earn Brewers Player of the Month honors... tied for the NL lead in home runs in August (Gonzalez, COL) and tied for third in RBI... earned the honor again in September/October after hitting .284 with 10 home runs and 20 RBI over his final 32 games... had a season-high six-game hitting streak from Sept. 18 to 23 (8-for-20, .400)... connected for his fifth two-homer game of the season Sept. 27 at St. Louis.

CAREER

2014—Batted .244 with 22 home runs and 69 RBI in 144 games in his first full season in the Major Leagues... made 131 starts, all in left field... tied for 10th in the National League in extra-base hits (61)... produced game-winning extra-inning hits April 20 at Pittsburgh (solo homer in 14th inning) and April 28 at St. Louis (RBI-triple in 12th inning)... gave the Brewers a 4-3 victory May 15 against Pittsburgh with a two-run walk-off single in the ninth inning off Mark Melancon... recorded a career-high four hits April 5 at Boston and again May 26 against Baltimore.

2013—Made his first career Opening Day roster after batting .262 with six home runs and 16 RBI in 28 games during Spring Training... his six home runs and 16 RBI led the team... batted .279 with 11 home runs and 27 RBI in 56 games with the Brewers... made 32 starts (30 in left field, two at designated hitter)... had three stints with the Brewers (Opening Day-May 1, July 12-14 and July 23-end of season)... batted .294 (35-for-119) with 11 home runs and 27 RBI in 41 games during his final stint with the Brewers, replacing the suspended Ryan Braun... led the team in home runs (11) and tied Carlos Gomez and Jonathan Lucroy for the team lead in RBI (27) following his July 23 recall... made his Major League debut on Opening Day against Colorado and grounded into a fielder's choice as a pinch-hitter... recorded his first ML hit with a double off Patrick Corbin April 6 against Arizona... hit his first ML homer with a pinch-hit solo shot off Colt Hynes July 23 against San Diego... became the fifth player in franchise history to hit his first career ML homer as a pinch-hitter, joining Bob Hansen (1974), Trent Durrington (2004), Prince Fielder (2005) and Taylor Green (2012)... batted .255 with 13 home runs and 37 RBI in 69 games at Triple-A Nashville.

2012—Batted .349 with 12 home runs and 47 RBI in 76 games at Double-A Huntsville (44 games) and Triple-A Nashville (32 games)... appeared in six games from June 29-July 6 with the Rookie Arizona Brewers as part of a rehab assignment while he recovered from a strained right calf... was named Southern League Player of the Week for July 23-29 after batting .545 (12-for-22) with four home runs and nine RBI... was promoted to Nashville July 30... was named Brewers Minor League Player of the Month for July after hitting .343 with seven home runs and 16 RBI in 19 games... played for the Phoenix Desert Dogs in the Arizona Fall League... was added to the 40-man roster Nov. 20.

2011—Batted .280 with 17 home runs, 84 RBI and 10 stolen bases in 125 games with Single-A Brevard County (90 games) and Double-A Huntsville (35 games)... was a Florida State League All-Star... was named Brewers Minor League Player of the Month for April after hitting .350 with five home runs and 22 RBI in 22 games... was promoted to Huntsville July 22.

2010—Batted .280 with 22 home runs, 72 RBI and 17 stolen bases in 128 games with Single-A Wisconsin... was selected to the Midwest League's Midseason and Postseason All-Star teams as he ranked among the leaders in home runs (t-2nd, 22) and slugging percentage (4th, .499)... his 22 home runs set a new Wisconsin single-season franchise record (since tied by Victor Roache and Clint Coulter)... was named Midwest League Player of the Week for June 21-27 after batting .455 (5-for-11) with two home runs and four RBI

2009—Went 0-for-1 in one game in his professional debut with Helena of the Rookie Pioneer League... was transferred to the Brewers affiliate in Arizona Rookie League Aug. 3, where he hit .243 with two home runs and eight RBI in 10 games.

PERSONAL/MISCELLANEOUS

Christopher Adrian Davis was originally signed by Brewers scout Josh Belovsky...is married, Ericka... graduated from Deer Valley (AZ) High School...attended Cal-State Fullerton...his father, Rodney, played professionally as an outfielder in the minor leagues with the Dodgers and later scouted for the Diamondbacks...enjoys reading, table tennis and video games.

LIFETIME PLAYING RECORD

Year	Club	AVG.	G	AB	R	H	2B	3B	HR	RBI	SH	SF	HP	BB	SO	SB	CS	SLG	OBP	E
2009	Helena	.000	1	1	0	0	0	0	0	0	0	0	0	0	0	0	0	.000	.000	0
	AZL Brewers	.243	10	37	7	9	0	2	2	8	0	1	1	6	11	4	0	.514	.356	0
2010	Wisconsin	.280	128	457	86	128	26	4	22	72	2	4	15	77	120	17	10	.499	.398	3
2011	Brevard County	.309	90	304	50	94	21	1	15	68	0	7	9	51	70	10	5	.533	.415	2
	Huntsville	.210	35	124	10	26	7	1	2	16	0	1	1	10	23	0	0	.331	.272	1
2012	Huntsville	.383	44	128	23	49	9	0	8	23	1	0	5	20	33	2	2	.641	.484	2
	AZL Brewers	.368	6	19	7	7	0	0	3	5	0	0	1	2	7	1	1	.842	.455	0
	Nashville	.310	32	113	23	35	12	0	4	24	0	4	3	20	27	1	0	.522	.414	0
2013	MILWAUKEE	.279	56	136	27	38	10	0	11	27	0	1	5	11	34	3	0	.596	.353	1
	Nashville	.255	69	243	35	62	12	1	13	37	0	2	5	31	59	6	4	.473	.349	5
2014	MILWAUKEE	.244	144	501	70	122	37	2	22	69	0	6	10	32	122	4	1	.457	.299	3
2015	MILWAUKEE	.247	121	392	54	97	16	2	27	66	0	3	1	44	122	6	2	.505	.323	5
	Wisconsin	.100	6	20	1	2	0	0	0	2	0	1	0	3	2	0	1	.100	.208	0
ML Totals		.250	321	1029	151	257	63	4	60	162	0	10	16	87	278	13	3	.494	.315	9

CAREER TRANSACTIONS

2006 — Selected by the Washington Nationals organization in the 29th round of the free agent draft; did not sign. **2009** — Selected by the Milwaukee Brewers organization in the 7th round of the free agent draft. **2015** — On the disabled list, May 31 to July 6; included rehabilitation assignment to Wisconsin, July 1 to 6. **2016** — Traded to the Oakland Athletics for minor league pitcher Bubba Derby and minor league catcher Jacob Nottingham, February 12.

VS. THE AMERICAN LEAGUE

2015					CAREER					
AVG.	AB	H	HR	RBI	vs. TEAM	AVG.	AB	H	HR	RBI
—	0	0	0	0	Baltimore	.636	11	7	3	5
—	0	0	0	0	Boston	.533	15	8	0	1
.250	8	2	1	1	Chicago (AL)	.250	8	2	1	1
.143	14	2	1	1	Cleveland	.143	14	2	1	1
.091	11	1	0	0	Detroit	.091	11	1	0	0
—	0	0	0	0	Houston	—	0	0	0	0
—	0	0	0	0	Kansas City	—	0	0	0	0
—	0	0	0	0	Los Angeles (AL)	.083	12	1	0	0
—	0	0	0	0	Minnesota	.364	11	4	1	2
—	0	0	0	0	New York (AL)	.091	11	1	0	0
—	0	0	0	0	Oakland	—	0	0	0	0
—	0	0	0	0	Seattle	.000	8	0	0	2
—	0	0	0	0	Tampa Bay	.222	9	2	0	0
—	0	0	0	0	Texas	.250	4	1	1	1
—	0	0	0	0	Toronto	.600	5	3	0	2

VS. THE NATIONAL LEAGUE

2015					CAREER					
AVG.	AB	H	HR	RBI	vs. TEAM	AVG.	AB	H	HR	RBI
.000	7	0	0	0	Arizona	.158	38	6	1	6
.267	15	4	1	4	Atlanta	.190	42	8	2	7
.221	68	15	3	11	Chicago (NL)	.225	138	31	8	20
.213	47	10	2	5	Cincinnati	.244	119	29	8	19
.250	12	3	0	0	Colorado	.262	42	11	1	7
.077	13	1	0	0	Los Angeles (NL)	.176	34	6	1	3
.286	21	6	3	7	Miami	.256	43	11	4	8
—	0	0	0	0	Milwaukee	—	0	0	0	0
.000	5	0	0	0	New York (NL)	.278	36	10	2	5
.364	11	4	1	1	Philadelphia	.263	38	10	1	3
.288	52	15	3	11	Pittsburgh	.240	129	31	5	22
.346	26	9	2	8	San Diego	.349	43	15	4	11
.400	20	8	2	3	San Francisco	.368	38	14	4	6
.275	51	14	6	11	St. Louis	.244	127	31	8	21
.273	11	3	2	3	Washington	.279	43	12	4	9

MONTHLY BREAKDOWN

2015					CAREER					
AVG.	AB	H	HR	RBI	by MONTH	AVG.	AB	H	HR	RBI
—	0	0	0	0	March	.000	3	0	0	0
.247	73	18	1	4	April	.241	187	45	4	12
.253	75	19	4	12	May	.268	164	44	10	26
—	0	0	0	0	June	.260	100	26	5	22
.186	43	8	2	6	July	.223	130	29	7	20
.228	92	21	10	24	August	.256	234	60	19	50
.298	94	28	9	19	September	.255	196	50	14	31
.200	15	3	1	1	October	.200	15	3	1	1

BATTING BREAKDOWN

2015					CAREER					
AVG.	AB	H	HR	RBI	by CATEGORY	AVG.	AB	H	HR	RBI
.296	213	63	16	43	Home	.269	528	142	33	91
.190	179	34	11	23	Away	.230	501	115	27	71
.241	141	34	15	34	Day	.268	351	94	24	60
.251	251	63	12	32	Night	.240	678	163	36	102
.245	159	39	6	18	Pre-ASG	.247	502	124	21	67
.249	233	58	21	48	Post-ASG	.252	527	133	39	95
.212	104	22	6	15	vs. LHP	.238	273	65	18	47
.260	288	75	21	51	vs. RHP	.254	756	192	42	115
.245	98	24	5	38	Scoring Position	.238	261	62	12	99
.500	4	2	0	4	Loaded	.190	21	4	0	10
.364	11	4	2	3	Pinch Hitter	.250	40	10	3	5
—	0	0	0	0	Designated Hitter	.125	8	1	1	3

BALLPARK BREAKDOWN

	AVG.	AB	H	HR	RBI
AT&T Park	.238	21	5	1	2
Busch Stadium	.208	48	10	3	6
Chase Field	.227	22	5	1	5
Citi Field	.217	23	5	1	2
Citizens Bank Park	.308	13	4	0	2
Comerica Park	.091	11	1	0	0
Coors Field	.267	15	4	1	4
Dodger Stadium	.167	18	3	0	1
Fenway Park	.533	15	8	0	1
Globe Life Park	.250	4	1	1	1
Great American	.234	47	11	4	8
Marlins Park	.318	22	7	2	3
Miller Park	.269	528	142	33	91
Nationals Park	.304	23	7	3	5
PETCO Park	.278	18	5	0	1
PNC Park	.229	70	16	3	11
Progressive Field	.125	8	1	1	1
Rogers Centre	.500	2	1	0	0
Safeco Field	.000	8	0	0	2
Target Field	.250	4	1	1	2
Tropicana Field	.222	9	2	0	0
Turner Field	.214	28	6	1	5
Wrigley Field	.167	72	12	4	9

FIELDING STATISTICS

Outfield

YEAR	PCT.	G	PO	A	E	TC	DP
2013	.980	34	47	1	1	49	0
2014	.988	134	252	2	3	257	2
2015	.972	108	171	1	5	177	0
Totals	.981	276	470	4	9	483	2

DAVIS' CAREER HIGHS

Hits: 4 (three times), last: May 8, 2015 vs. Chicago (NL)

Home Runs: 2 (six times), September 27, 2015 at St. Louis; August 19, 2015 vs. Miami, August 9, 2015 vs. St. Louis, August 6, 2015 vs. San Diego, May 25, 2015 vs. San Francisco, August 23, 2013 at Cincinnati

Runs Batted In: 6, August 6, 2015 vs. San Diego; 5, August 19, 2015 vs. Miami

Stolen Bases: 1 (13 times), last: September 25, 2015 at St. Louis

Hitting Streak: 11, August 13 to 25, 2013

Hitless Streak (At Bats): 18, April 29 to May 7, 2015

Game Ending RBI: 1, May 15, 2014 vs. Pittsburgh (single)

Grand Slams: None

Pinch-Hit Home Runs: 3, July 18, 2015 vs. Pittsburgh (Antonio Bastardo); May 11, 2015 vs. Chicago-AL (Zach Duke); July 23, 2013 vs. San Diego (Colt Hynes)

Inside-The-Park Home Runs: None

Lead Off Home Runs: None

LEFT-HANDED PITCHER**Height/Weight:** 6-5 / 210**Bats/Throws:** Right / Left**Birthdate:** March 6, 1986**Opening Day Age:** 30**Birthplace/Resides:** St. Louis, Missouri / Lake St. Louis, Missouri**Major League Service:** 6 years, 2 days**Obtained:** Acquired from the Cleveland organization for cash, July 17, 2016**Contract Status:** First year of a one-year contract through 2016**CAREER HIGHLIGHTS**

Has pitched for three teams in eight seasons in the majors and is 21-37 with a 4.20 ERA in 173 games, including 76 starts...made 85 appearances, including 69 starts, over his first six seasons but 82 of his 89 appearances from 2014-15 were in relief...split the 2015 season with Texas and Atlanta after spending the first seven seasons of his career with Washington (2007, 09-14)...pitched for the United States in the 2013 World Baseball Classic and tossed 4.0 scoreless innings of relief in his only appearance...was the Washington Nationals 1st round selection and the sixth pick overall in the 2007 First-Year Player Draft...made his Major League debut that year with Washington with one September appearance.

2015 HIGHLIGHTS

Split his season between Texas and Atlanta...was on the 15-day disabled list with Texas from May 15 to June 3 with an inflamed left shoulder...was designated for assignment July 11 and later released...signed with Atlanta and spent the remainder of the season in the Braves bullpen...left his Sept. 10 game against the New York Mets with a left hamstring strain and did not pitch the remainder of the season...for the year, he limited left-handed batters to a .234 (18-for-77) average against...in his career, he has limited left-handed batters to a .233 (123-for-528) average and .615 OPS while posting a career relief ERA of 3.98 (53 er in 120.0 ip).

CAREER

2014—Made all 47 appearances in relief for Washington after just 17 bullpen outings in his first seven professional seasons...the opposition batted .282, including .226 against left-handed hitters and .312 against right-handers...issued just one extra base hit to his 93 left-handers faced...earned his first Major League save with 3.0 scoreless innings June 28 at Chicago (NL)...issued just one homer in his final 43.0 innings over 34 games beginning May 22...was not on Washington's active NLDS roster against San Francisco...was traded to Texas on Dec. 12.

2013—Opened the season in the Nationals rotation...was placed on the 15-day disabled list May 16 with a lower back strain...was reinstated June 13 but went 0-3 with a 6.31 ERA in five starts before returning to the DL July 4 with a bulging disk...missed 101 games overall while on the DL...posted a walk rate of 1.77 per nine innings in his 13 starts, which would have ranked seventh in the National League with enough innings to qualify...pitched for Team USA in the 2013 World Baseball Classic...with Team USA facing elimination, he worked 4.0 scoreless innings of relief to earn the save in a 6-2 win over Italy on March 9.

2012—Ranked fourth on the Nationals staff in innings (164.1) and tied for fourth in wins (10) in his first full big league season...was 9-8 with a 3.58 ERA in 27 starts and 1-0 with a 1.42 ERA in six relief appearances...had the seventh lowest ERA (3.40) among National League left-handers...held left-handed hitters to a .170 batting average, which was the lowest among Major League qualifiers...in his lone career playoff appearance, he issued three hits and allowed one unearned run in Game 4 of the NLDS against St. Louis, a 2-1 Washington win.

2011—Opened the year at Triple-A Syracuse before he was recalled by Washington on July 5 for the remainder of the season...pitched for Major League Baseball during a tour of Taiwan that November.

2010—Missed the first part of the season after having right hip labral surgery performed by Dr. Marc Philippon on Feb. 15...began a rehab assignment June 9 and was reinstated and optioned to Double-A Harrisburg June 21...was recalled by Washington July 25 but made just three starts before going on the DL Aug. 8 with a right hip strain.

2009—Appeared in 15 games with 14 starts over two stints with Washington...posted a 2.96 ERA in six starts at Harrisburg to earn a recall by the Nats on May 18...recalled again on Sept. 8 and was 1-1 with a 1.90 ERA in five September games, including four starts...earned his first Major League win Sept. 28 against New York (NL).

2008—Ranked seventh in the Carolina League in strikeouts (114) at Single-A Potomac.

2007—Went 2-2 with a 3.56 ERA in eight games, seven starts, for the GCL Nationals and Potomac in his first pro season...had his contract selected by Washington on Sept. 4 and worked one scoreless inning with one strikeout (Willie Harris) in his Major League debut on Sept. 7 at Atlanta...was the first player selected in the 2007 First-Year Player Draft to appear in a Major League game...did not pitch the rest of the season.

PERSONAL/MISCELLANEOUS

Ross Emery Detwiler...is married, Keri Lynn...pitched three seasons at Missouri State University in Springfield...was 11-11 with a 3.13 ERA in 216.0 innings over 39 career games...fanned 10.2 batters per nine innings during his career with the Bears...pitched for Team USA in the summer of 2006 and went 2-0 with a 0.95 ERA...upon completion of the Team USA schedule, he pitched in two games for Falmouth of the Cape Cod League...earned 2004 Gateway Athletic Conference Player of the Year...represented the Nationals during an eight-day USO Tour in December 2012.

LIFETIME PITCHING RECORD

Year	Club	W	L	ERA	G	GS	CG	SHO	SV	IP	H	R	ER	HR	HB	BB	IBB	SO	WP	BK
2007	GCL Nationals	0	0	2.25	4	4	0	0	0	12.0	11	3	3	1	2	3	0	15	0	0
	Potomac	2	2	4.22	5	4	0	0	0	21.1	27	11	10	1	3	9	0	13	1	0
	WASHINGTON	0	0	0.00	1	0	0	0	0	1.0	0	0	0	0	0	0	0	1	0	0
2008	Potomac	8	8	4.86	26	26	0	0	0	124.0	140	72	67	8	7	57	0	114	3	0
2009	Harrisburg	0	3	2.96	6	6	0	0	0	27.1	28	14	9	2	1	10	0	28	0	0
	WASHINGTON	1	6	5.00	15	14	1	0	0	75.2	87	43	42	3	2	33	3	43	4	0
	Syracuse	4	2	3.10	10	10	0	0	0	49.1	56	23	17	2	0	20	0	42	0	0
2010	Potomac	0	0	1.50	2	2	0	0	0	6.0	6	1	1	1	0	1	0	6	0	0
	Harrisburg	2	2	2.48	7	7	0	0	0	32.2	38	10	9	1	2	7	0	31	1	0
	WASHINGTON	1	3	4.25	8	5	0	0	0	29.2	34	22	14	5	1	14	1	17	1	0
	Syracuse	1	0	1.80	1	1	0	0	0	5.0	5	3	1	0	0	1	0	2	0	0
2011	Syracuse	6	6	4.53	16	16	0	0	0	87.1	98	48	44	4	1	32	1	63	2	0
	WASHINGTON	4	5	3.00	15	10	0	0	0	66.0	63	26	22	7	3	20	2	41	2	0
2012	WASHINGTON	10	8	3.40	33	27	0	0	0	164.1	149	75	62	15	5	52	0	105	4	1
2013	WASHINGTON	2	7	4.04	13	13	0	0	0	71.1	92	37	32	5	14	2	39	0	0	0
	Potomac	0	0	2.45	1	1	0	0	0	3.2	7	1	1	0	0	0	0	4	0	0
2014	WASHINGTON	2	3	4.00	47	0	0	0	1	63.0	68	34	28	5	5	21	4	39	3	0
2015	TEXAS	0	5	7.12	17	7	0	0	0	43.0	62	37	34	9	3	20	0	28	3	0
	Frisco	0	0	7.36	2	0	0	0	0	3.2	7	3	3	0	0	2	0	4	1	0
	ATLANTA	1	0	7.63	24	0	0	0	0	15.1	20	14	13	1	3	16	1	13	0	0
AL Totals		0	5	7.12	17	7	0	0	0	43.0	62	37	34	9	3	20	0	28	3	0
NL Totals		21	32	3.94	156	69	1	0	1	486.1	513	251	213	41	24	170	13	298	14	1
ML Totals		21	37	4.20	173	76	1	0	1	529.1	575	288	247	50	27	190	13	326	17	1

CAREER TRANSACTIONS

2007 — Selected by the Washington Nationals in the 1st round of the First-Year Player Draft (sixth selection overall). **2010** — On the disabled list, April 4 to June 20; included rehabilitation assignment to Potomac, June 9 to 12, and Harrisburg, June 13 to 20. On disabled list, August 6 to September 6; included rehabilitation assignment to Potomac, August 28 to September 1, and Syracuse, September 2 to 6. **2013** — On the disabled list, May 16 to June 12; included rehabilitation assignment to Potomac, June 8 to 12. On the disabled list, July 4 to November 2. **2014** — Traded to the Texas Rangers for minor league infielder Chris Bostick and minor league pitcher Abel De Los Santos, December 11. **2015** — On the disabled list, May 15 to June 3; included rehabilitation assignment to Frisco, May 30 to June 3. Released, July 15; signed by the Atlanta Braves, July 17. Elected free agency, November 2; signed by the Cleveland Indians to a minor league contract, December 22.

DIVISION SERIES PITCHING RECORD

<u>Year</u>	<u>Club/Opp.</u>	<u>W</u>	<u>L</u>	<u>ERA</u>	<u>G</u>	<u>GS</u>	<u>CG</u>	<u>SHO</u>	<u>SV</u>	<u>IP</u>	<u>H</u>	<u>R</u>	<u>ER</u>	<u>HR</u>	<u>HB</u>	<u>BB</u>	<u>IBB</u>	<u>SO</u>	<u>WP</u>	<u>BK</u>
2012	WAS vs. STL	0	0	0.00	1	1	0	0	0	6.0	3	1	0	0	0	3	1	2	0	0

WORLD BASEBALL CLASSIC PITCHING RECORD

<u>Year</u>	<u>Club</u>	<u>W</u>	<u>L</u>	<u>ERA</u>	<u>G</u>	<u>GS</u>	<u>CG</u>	<u>SHO</u>	<u>SV</u>	<u>IP</u>	<u>H</u>	<u>R</u>	<u>ER</u>	<u>HR</u>	<u>HB</u>	<u>BB</u>	<u>IBB</u>	<u>SO</u>	<u>WP</u>	<u>BK</u>
2013	United States	0	0	0.00	1	0	0	0	0	4.0	1	0	0	0	0	1	0	3	0	0

VS. THE AMERICAN LEAGUE

2015		CAREER												
ERA	W	L	S	G	IP	ER	vs. TEAM	ERA	W	L	S	G	IP	ER
9.00	0	0	0	1	1.0	1	Baltimore	5.09	0	2	0	7	23.0	13
—	0	0	0	0	0.0	0	Boston	4.50	0	0	0	1	2.0	1
6.75	0	0	0	2	2.2	2	Chicago	6.75	0	0	0	2	2.2	2
—	0	0	0	0	0.0	0	Cleveland	—	0	0	0	0	0.0	0
—	0	0	0	0	0.0	0	Detroit	—	0	0	0	0	0.0	0
1.29	0	0	0	1	7.0	1	Houston	2.38	1	0	0	5	22.2	6
5.40	0	1	0	1	5.0	3	Kansas City	5.40	0	1	0	1	5.0	3
7.00	0	1	0	3	9.0	7	Los Angeles	5.91	0	1	0	4	10.2	7
—	0	0	0	0	0.0	0	Minnesota	—	0	0	0	0	0.0	0
13.50	0	0	0	2	2.2	4	New York	7.71	0	0	0	3	4.2	4
9.95	0	1	0	4	6.1	7	Oakland	8.31	0	1	0	5	8.2	8
8.22	0	1	0	2	7.2	7	Seattle	8.22	0	1	0	2	7.2	7
11.25	0	1	0	1	4.0	5	Tampa Bay	5.93	0	1	0	3	13.2	9
—	0	0	0	0	0.0	0	Texas	—	0	0	0	0	0.0	0
18.00	0	0	0	1	1.0	2	Toronto	3.72	0	0	0	3	9.2	4

VS. THE NATIONAL LEAGUE

2015		CAREER												
ERA	W	L	S	G	IP	ER	vs. TEAM	ERA	W	L	S	G	IP	ER
0.00	0	0	0	3	1.1	0	Arizona	3.91	2	2	0	7	23.0	10
—	0	0	0	0	0.0	0	Atlanta	3.06	2	2	0	18	64.2	22
0.00	0	0	0	4	2.0	0	Chicago (NL)	2.37	3	1	1	10	30.1	8
—	0	0	0	0	0.0	0	Cincinnati	3.72	0	5	0	8	36.1	15
—	0	0	0	1	0.0	0	Colorado	7.59	0	3	0	8	21.1	18
0.00	0	0	0	2	1.0	0	Los Angeles (NL)	4.33	1	2	0	9	27.0	13
0.00	1	0	0	3	1.1	0	Miami	2.06	4	0	0	14	35.0	8
—	0	0	0	0	0.0	0	Milwaukee	2.79	0	3	0	5	19.1	6
INF	0	0	0	1	0.0	1	New York (NL)	2.98	4	1	0	18	51.1	17
0.00	0	0	0	3	2.2	0	Philadelphia	4.20	3	5	0	18	55.2	26
—	0	0	0	0	0.0	0	Pittsburgh	4.26	1	2	0	5	19.0	9
INF	0	0	0	1	0.0	2	San Diego	11.05	0	1	0	4	7.1	9
13.50	0	0	0	2	1.1	2	San Francisco	7.80	0	1	0	6	15.0	13
0.00	0	0	0	1	0.2	0	St. Louis	4.50	0	2	0	5	12.0	6
16.20	0	0	0	2	1.2	3	Washington	16.20	0	0	0	2	1.2	3

MONTHLY BREAKDOWN

2015		CAREER												
ERA	W	L	S	G	IP	ER	by MONTH	ERA	W	L	S	G	IP	ER
8.66	0	3	0	4	17.2	17	April	3.27	3	7	0	22	85.1	31
5.06	0	2	0	3	16.0	9	May	5.53	2	8	0	22	83.0	51
9.00	0	0	0	7	6.0	6	June	4.85	1	5	1	29	91.0	49
3.38	0	0	0	9	8.0	3	July	3.56	3	4	0	33	78.1	31
8.64	1	0	0	14	8.1	8	August	4.45	6	7	0	34	87.0	43
15.43	0	0	0	4	2.1	4	September	3.79	6	6	0	32	99.2	42
—	0	0	0	0	0.0	0	October	0.00	0	0	0	1	5.0	0

PITCHING BREAKDOWN

2015		CAREER												
ERA	W	L	S	G	IP	ER	by CATEGORY	ERA	W	L	S	G	IP	ER
6.04	1	3	0	21	28.1	19	Home	3.91	16	16	0	86	273.2	119
8.40	0	2	0	20	30.0	28	Away	4.51	5	21	1	87	255.2	128
9.69	0	1	0	10	13.0	14	Day	4.45	4	8	0	37	113.1	56
6.55	1	4	0	31	45.1	33	Night	4.13	17	29	1	136	416.0	191
7.12	0	5	0	17	43.0	34	Pre-ASG	4.67	8	22	1	86	292.2	152
7.63	1	0	0	24	15.1	13	Post-ASG	3.61	13	15	0	87	236.2	95
6.95	0	5	0	7	33.2	26	Starter	4.27	17	34	0	76	409.1	194
7.66	1	0	0	34	24.2	21	Reliever	3.98	4	3	1	97	120.0	53

BALLPARK BREAKDOWN

	ERA	W	L	S	G	IP	ER
AT&T Park	4.50	0	0	0	1	2.0	1
Busch Stadium	9.00	0	1	0	3	4.0	4
Camden Yards	4.50	0	1	0	4	12.0	6
Chase Field	8.31	0	2	0	2	8.2	8
Citi Field	2.08	1	0	0	7	21.2	5
Citizens Bank Park	4.46	2	4	0	13	36.1	18
Coors Field	6.32	0	2	0	5	15.2	11
Dodger Stadium	3.29	0	2	0	5	13.2	5
Fenway Park	4.50	0	0	0	1	2.0	1
Globe Life Park	5.31	0	3	0	7	20.1	12
Great American	2.25	0	1	0	2	12.0	3
Marlins Park	2.93	2	0	0	4	15.1	5
Miller Park	2.92	0	2	0	3	12.1	4
Minute Maid Park	1.80	0	0	0	3	15.0	3
Nationals Park	3.75	15	13	0	67	247.0	103
Oakland Coliseum	9.39	0	1	0	4	7.2	8
PETCO Park	18.00	0	0	0	2	1.0	2
PNC Park	5.25	0	2	0	3	12.0	7
Rogers Centre	6.75	0	0	0	2	2.2	2
Safeco Field	19.29	0	0	0	1	2.1	5
Sun Life Stadium	0.00	0	0	0	1	2.0	0
Tropicana Field	8.10	0	1	0	2	10.0	9
Turner Field	4.32	1	1	0	25	41.2	20
U.S. Cellular Field	6.75	0	0	0	2	2.2	2
Wrigley Field	2.89	0	1	1	4	9.1	3

FIELDING STATISTICS

Pitcher							
Year	Pct.	G	PO	A	E	TC	DP
2007	—	1	0	0	0	0	0
2009	1.000	15	5	13	0	18	1
2010	1.000	8	3	5	0	8	0
2011	.889	15	3	5	1	9	0
2012	.968	33	12	18	1	31	2
2013	1.000	13	4	7	0	11	1
2014	1.000	47	4	10	0	14	1
2015	1.000	41	4	15	0	19	0
Totals	.982	173	35	73	2	110	5

DETWILER'S CAREER BESTS

Low Hit Complete Game: 10, June 4, 2009 vs. San Francisco

Innings Pitched: 7.1, September 20, 2011 at Philadelphia. As reliever: 4.0, June 24, 2014 at Milwaukee

Strikeouts: 7 (three times), last: May 4, 2015 at Houston. As reliever: 4, June 5, 2012 vs. New York (NL)

Pitches: 108, May 14, 2015 vs. Kansas City

Longest Winning Streak: 4, September 20, 2011 to April 20, 2012

Longest Losing Streak: 6 (three times), last: September 17, 2014 to May 14, 2015

Longest Scoreless Streak: 18.1 (twice), last: June 12 to 29, 2012

**RIGHT-HANDED PITCHER****Height/Weight:** 6-1 / 214**Bats/Throws:** Right / Right**Birthdate:** March 25, 1988**Opening Day Age:** 28**Birthplace/Resides:** Pittsburg, New York / Tabernacle, New Jersey**Major League Service:** None**Obtained:** Selected in the 26th round of the 2008 First-Year Player Draft**Contract Status:** First year of a one-year contract through 2016**NON-ROSTER INVITEE****CAREER HIGHLIGHTS**

Has spent eight seasons in the A's farm system in a career interrupted early on by injuries...missed the entire 2009 season and part of the 2011 season with elbow problems before undergoing "Tommy John" surgery July 28, 2012...did not pitch a full season until 2014, his seventh in the A's farm system, and half of his career games pitched (76) have come over the last two years...is 18-17 with nine saves and a 3.08 ERA in 152 career appearances, including 15 starts...has walked just 57 batters in 277.1 innings, an average of 1.85 per nine innings...has never pitched above Double-A...pitched in the Arizona Fall League in 2014.

2015 HIGHLIGHTS

Spent the entire season with Double-A Midland where he was 4-3 with four saves and a 3.32 ERA in 40 relief appearances...the games pitched and saves were career highs...also had career highs in hits (67), runs (27), earned runs (21) and wild pitches (4)...allowed a .273 opponents batting average, which included a mark of .264 (32-for-121) against right-handed hitters compared to .283 (30-for-106) against left-handers...surrendered five home runs, four of which came with the bases empty...yielded a .340 batting average to batters leading off an inning...compiled a 3.78 ERA in 22 appearances during the first half, a 2.66 ERA in 18 games in the second half...logged a 2.52 ERA in 20 games on the road compared to 3.94 in 20 games at home...allowed 4-of-9 (44.4%) inherited runners to score, all before the All-Star Break...converted 4-of-5 (80.0%) save opportunities, all after the break...tossed at least one inning in 37 of his 40 outings, including two or more 16 times.

MIDLAND: Yielded a season-high two home runs in his first game of the season April 9 against Northwest Arkansas...surrendered just three home runs over his final 39 games and 56.0 innings (0.48 per nine innings)...allowed at least one run in five of his first six appearances and posted a 9.00 ERA in six games in the month of April...then did not allow an earned run in 13 of his next 14 outings from May 1 to June 18...surrendered just two earned runs in 19.2 innings over that span (0.95 ERA)...pitched in the same game as his brother Sean, who was on a rehab assignment, for the first time as a professional on May 19 at Frisco...after Sean tossed a scoreless fifth inning, he allowed a season-high three runs, all unearned, and walked a season-high four batters while retiring just two batters in the sixth inning...struck out a season-high four batters and tossed 2.0 scoreless innings for the win May 26 against Tulsa...compiled a 1.46 ERA in nine games in May...then logged a 1.98 ERA in eight appearances in June...had a season-high 8.0-inning scoreless streak from June 3 to 20...tossed a season-high 3.0 innings June 22 at Frisco but also allowed a season-high four hits while matching his season high in strikeouts (4) and runs allowed (3)...had a 3.79 ERA in 26 relief appearances when he was placed on the disabled list July 14 with a bruised right toe...was reinstated July 21...earned his first save of the season July 26 against San Antonio (2.0 ip, 3 h, 1 r, 1 er, 1 so) and was a perfect 4-for-4 in save opportunities with a 2.37 ERA in 14 appearances after being reinstated from the DL...matched his season high with four hits July 30 against Corpus Christi but tossed 2.0 scoreless innings...did not walk a batter over his final 11 games and 14.0 innings beginning Aug. 3...did not allow an earned run in seven of his final eight contests starting Aug. 15 (1.00 ERA)...made one postseason appearance for the Texas League champion RockHounds (0.1 ip, 2 h, 1 so).

CAREER

2014—Began the year at Single-A Stockton and was 0-1 with a 1.80 ERA in six relief appearances when he was promoted to Midland April 23...went 5-3 with a 3.23 ERA in 30 relief appearances with the RockHounds, making his Double-A debut in his seventh professional season...combined for a 2.98 ERA in 36 relief appearances overall...struck out a career-high 60 batters in a career-high 57.1 innings (9.42 strikeouts per nine innings)...also had career highs in wins (5), losses (4), walks (21) and home runs (6)...yielded a .240 opponents batting average, including .210 against left-handed hitters compared to .264 with five of his six home runs against right-handers...allowed 10-of-18 (55.6%) inherited runners to score...tossed at least one inning in 28 of his 30 appearances...struck out a season-high four batters in 2.0 scoreless innings in his final appearance with Stockton April 19 at Inland Empire...had a 14.0-inning scoreless streak from May 13 to June 21...pitched a season-high 2.2 innings in his Midland debut April 24 at Corpus Christi (2 h, 1 r, 1 er, 1 bb, 3 so)...matched his season-high with four strikeouts in 2.0 scoreless innings May 18 at Corpus Christi...logged a 0.82 ERA in eight relief appearances in August...compiled a 3.86 ERA (2.1 ip, 2 h, 1 r, 1 er, 2 bb, 1 so) in two postseason outings for the Texas League Champion Midland RockHounds...pitched for Mesa in the Arizona Fall League following the season and was 0-1 with a 1.38 ERA in eight relief appearances...did not walk a batter in 13.0 innings.

2013—Began the season on the disabled list at Single-A Stockton as he continued his recovery from July 18, 2012 “Tommy John” surgery...started a rehab assignment with the A’s affiliate in the Arizona Rookie League Aug. 3 and went 1-0 with a 0.79 ERA in four games, including three starts, before he was reinstated from the DL Aug. 24...went 0-2 with a 4.76 ERA in two starts with Stockton...was a combined 1-2 with a 2.12 ERA in six games, five starts, overall...walked just two batters in 17.0 innings (1.06 per nine innings)...allowed a .183 opponents batting average, including .167 against left-handed hitters...yielded a .111 average with runners in scoring position...tossed 3.0 innings and allowed one run in his first outing, a start against the Angels Aug. 3...did not allow a run over his final 9.1 innings with the A’s rookie league club.

2012—Started the year at Single-A Burlington in the Midwest League and had no decisions, two saves and a 0.93 ERA in eight relief appearances when he was promoted to Single-A Stockton of the California League May 3...went 1-3 with a 1.48 ERA in 15 games in relief with the Ports before an elbow injury ended his season in late June...combined for a 1.32 ERA in 23 games overall...struck out 43 batters and walked just three in 34.0 innings for a strikeout-to-walk ratio of 14.3...averaged 11.39 strikeouts and 0.79 walks per nine innings...allowed a .180 opponents batting average, including .167 against right-handed hitters...yielded a .063 batting average and .091 on-base percentage to batters leading off an inning...tossed at least one inning in 22 of his 23 appearances, including a season-high 2.2 innings on two occasions...was placed on the disabled list June 22 and missed the remainder of the season after undergoing “Tommy John” surgery on his right elbow, July 28.

2011—Spent most of the season on the disabled list at Stockton with a strained right elbow...was 3-0 with a save and a 2.21 ERA in five games, including two starts, with the Ports when he was placed on the DL May 4...did not pitch for Stockton again in 2011, although he did make four rehab appearances with the A’s affiliate in the Arizona Rookie League beginning Aug. 12...went 0-2 with a 13.50 ERA in those games and was 3-2 with a 4.32 ERA in nine games, three starts, overall...struck out 31 and walked just three in 25.0 innings...was named California League Pitcher of the Week the first week of the season (April 7-18)...tossed 5.0 scoreless innings and picked up the win in a start on April 10 at Modesto and in a relief appearance April 15 against Modesto...compiled a 0.50 ERA over his first four games, walking just one and striking out 21 in 18.0 innings.

2010—Began the year in extended spring training and joined Vancouver when the Northwest League season started in June...went 2-0 and did not allow an earned run in six relief appearances (16.0 ip) before he was promoted to Single-A Kane County July 10...had two saves and a 4.07 ERA in 18 games with the Cougars and was 2-0 with two saves and a 2.45 ERA in 24 appearances in relief overall...struck out 37 and walked just two batters in 40.1 innings...averaged 0.45 walks per nine innings...allowed a .259 opponents batting average, including .197 against left-handed hitters...recorded his first professional save July 31 against Burlington (1.0 ip, 1 so).

2009—Missed the entire season as he was on the Vancouver disabled list with a strained right elbow.

2008—Made his professional debut with the A's affiliate in the Arizona Rookie League and was 2-3 with a 4.44 ERA in 14 games, including seven starts...surrendered just two home runs in 46.2 innings... allowed a .275 opponents batting average, including .234 against right-handed hitters...had a 1.98 ERA in his seven starts, a 7.91 ERA in seven relief appearances...made his debut with 2.0 scoreless innings of relief June 22 against the Giants (1 h, 1 so)...recorded his first win by tossing 5.0 scoreless innings in a start at the Mariners July 27 (3 h, 4 so).

PERSONAL/MISCELLANEOUS

Ryan Scott Doolittle was originally signed by A's scout Marc Sauer...graduated from Seneca (NJ) High School...attended Cumberland County College...is the younger brother of A's reliever Sean Doolittle.

LIFETIME PITCHING RECORD

Year	Club	W	L	ERA	G	GS	CG	SHO	SV	IP	H	R	ER	HR	HB	BB	IBB	SO	WP	BK
2008	AZL Athletics	2	3	4.44	14	7	0	0	0	46.2	50	28	23	2	2	10	0	36	3	0
2009	Vancouver									(Injured — Did not pitch)										
2010	Vancouver	2	0	0.00	6	0	0	0	0	16.0	7	3	0	0	0	1	0	18	0	0
	Kane County	0	0	4.07	18	0	0	0	2	24.1	34	11	11	3	2	1	1	19	1	0
2011	Stockton	3	0	2.21	5	2	0	0	1	20.1	17	5	5	1	1	3	0	24	0	0
	AZL Athletics	0	2	13.50	4	1	0	0	0	4.2	14	7	7	1	0	0	0	7	0	0
2012	Burlington	0	0	0.93	8	0	0	0	2	9.2	5	3	1	0	1	0	0	12	0	0
	Stockton	1	3	1.48	15	0	0	0	0	24.1	17	6	4	2	0	3	0	31	0	0
2013	AZL Athletics	1	0	0.79	4	3	0	0	0	11.1	6	1	1	0	0	1	0	6	0	0
	Stockton	0	2	4.76	2	2	0	0	0	5.2	5	3	3	1	1	1	0	4	0	0
2014	Stockton	0	1	1.80	6	0	0	0	0	10.0	6	2	2	2	0	2	0	13	1	0
	Midland	5	3	3.23	30	0	0	0	0	47.1	47	22	17	4	4	19	3	47	2	0
2015	Midland	4	3	3.32	40	0	0	0	4	57.0	62	27	21	5	2	16	1	46	4	0
Minor League Totals		18	17	3.08	152	15	0	0	9	277.1	270	118	95	21	13	57	5	263	11	0

CAREER TRANSACTIONS

2008 — Selected by the Oakland Athletics organization in the 26th round of the First-Year Player Draft.

**LEFT-HANDED PITCHER****Height/Weight:** 6-2 / 210**Bats/Throws:** Left / Left**Birthdate:** September 26, 1986**Opening Day Age:** 29**Birthplace/Resides:** Rapid City, South Dakota / Scottsdale, Arizona**Major League Service:** 3 years, 122 days**Obtained:** Selected as a compensation pick following the first round (41st selection overall) of the 2007 First-Year Player Draft**Contract Status:** Third year of a five-year contract through 2018 with club options for 2019 and 2020**CAREER HIGHLIGHTS**

Was converted from first base to pitcher late in the 2011 season and was named to the American League All-Star Team in 2014...has a 3.04 ERA and .204 opponents batting average in 187 games in four seasons with the A's...set an Athletics record for saves by a left-handed pitcher in 2014 with 22...led the majors in fewest percentage of inherited runners scored in 2013 (6.3%)...made his Major League debut with Oakland in 2012 after just 17 professional games pitched...logged a 1.04 ERA in those 17 games, striking out 50 in 26.0 innings (17.3 per nine innings)...began his career as a hitter, batting .272 with 58 doubles, 30 home runs and 138 RBI in 233 games...appeared in just 29 games from 2009-11 due to knee problems...was named the A's 10th best prospect by *Baseball America* following the 2009 season...led the A's farm system in hits (153) and doubles (40) in 2008...played for the Arizona Fall League Champion Phoenix Desert Dogs in 2008.

2015 HIGHLIGHTS

Missed 121 games due to two stints on the disabled list...began the season on the 15-day DL with a strained left rotator cuff...was reinstated May 26 and pitched the next day against Detroit before returning to the DL May 30 retroactive to May 28 with a strained left shoulder...was transferred to the 60-day DL June 13 and was reinstated Aug. 22...went 1-0 with four saves, a blown save and a 3.95 ERA in 12 relief appearances overall...opponents hit .235, including .225 (9-for-40) by right-handed hitters compared to .273 (3-for-11) by left-handers...surrendered just one home run in 13.2 innings but it was to a left-handed hitter (Calhoun, LAA on Sept. 30), which was his first against a lefty since April 28, 2013 (Davis, BAL)...first batters faced were 1-for-11 (.091) with a walk (.167 on-base percentage)...they are now batting .180 (32-for-178) with eight walks and a sacrifice fly (.214 on-base percentage) in his career...the on-base percentage is fifth lowest in the majors dating back to his rookie season of 2012 (min. 150 batters faced)...allowed his only inherited runner to score but has allowed just 8-of-67 (11.9%) to score in his career...that is second lowest in the majors since 2012 (min. 60 inherited runners)...yielded a .161 batting average with the bases empty compared to .350 with runners on base...opponents were 4-for-11 (.364) with runners in scoring position...did not allow a hit to the opponents number nine hitter (0-for-7) and the nine hitter is 1-for-31 (.032) against him over the last two years...pitched at least one inning in 11 of his 12 appearances, including a season-high 2.0 Sept. 17, 2015 at Chicago (AL)...recorded more than three outs in two of his four saves after tallying just one such save in 2014...did not pitch during the spring and was placed on the 15-day disabled list April 4 with a strained left rotator cuff...began a rehab assignment with Single-A Stockton May 14 and appeared two games with the Ports, one with Double-A Midland May 19 and two with Triple-A Nashville from May 22-24...had a 9.00 ERA (5.0 ip, 8 h, 5 r, 5 er, 5 so, 3 hr) in five rehab appearances overall when he was reinstated from the DL May 26...pitched a scoreless sixth inning the next day against Detroit (1 h, 2 so) but returned to the DL May 30 with a strained left shoulder...made one rehab appearance with Stockton Aug. 7 (1.0 ip) and four with Nashville from Aug. 11 to 20 (4.0 ip, 1 h, 1 r, 1 er, 10 so) before he was reinstated from the DL Aug. 22...was tagged with the blown save in his first outing following his return Aug. 23 when he allowed two runs in the seventh inning against Tampa Bay...converted each of his final four save opportunities beginning Sept. 7 and also had a win over that six-game stretch.

CAREER

2014—Took over as the A's closer in May in just his third professional season as a pitcher and saved a team-leading 22 games...set an Athletics record for saves by a left-hander, breaking the previous mark of 17 set by Alan Embree in 2007...had three career saves entering the season...walked just eight batters

in 62.2 innings and struck out 89...his strikeout-to-walk ratio of 11.13 was the highest among Major League relievers...at the time, it was second highest in Athletics history (Eckersley, 18.25 in 1990) and tied for sixth highest in the majors since 1900 (min. 60.0 ip)...averaged 1.15 walks per nine innings, which ranked third among American League relievers and fifth lowest in Athletics history at the time among pitchers with 60 or more innings...averaged 12.78 strikeouts per nine innings, which was the best in Athletics history using the 60 inning minimum...had a career-high 89 strikeouts, which ranked ninth among AL relievers...led ML relievers with a .197 opponents on-base percentage...ranked seventh among AL relievers in opponents batting average (.169) and ninth in slugging percentage (.262)...the on-base percentage was third lowest in Oakland history by a reliever and the batting average ranked eighth...converted 22-of-26 (84.6%) save opportunities...ranked seventh in the AL in save percentage and 10th in saves...was 2-4 with a 2.73 ERA in 61 games...his opponents batting average included a .118 mark against left-handed hitters compared to .195 against right-handers...allowed all five of his home runs and issued all eight of his walks to righties...yielded a .235 batting average with runners in scoring position but that dropped to .067 with RISP and two outs...opponents hit .080 with two strikes...first batters faced hit .153 with one walk (.164 on-base percentage)...had the second lowest first batter on-base percentage in the AL and fourth lowest by an A's reliever since 1974...ranked 10th in opponents batting average and tied for 10th in first batter strikeouts (22)...allowed 2-of-12 (16.7%) inherited runners to score...struck out 63 and walked two in 43.2 innings before the All-Star Break (31.50 so/bb ratio)...fanned 26 and issued six walks in 19.0 innings after the break (4.33 so/bb ratio)...had a 6.00 ERA in the eighth inning, a 2.29 ERA in the ninth inning or later...had a 1.72 ERA and .135 opponents batting average in 34 games in Oakland compared to a 4.15 ERA and .212 opponents average in 27 games on the road...compiled a 1.29 ERA in 20 day games, a 3.46 ERA in 41 night games...compiled a 1.00 ERA and did not walk a batter in seven interleague games (9.0 ip)...did not walk a batter in 16 outings on no days rest (15.2 ip)...the opponents number nine hitter was 1 for 24 (.042) off him...pitched at least one inning in 54 of his 61 appearances...tossed a season-high 2.0 innings April 3 against Seattle, a mark he would match May 10 against Washington, June 10 at Los Angeles (AL) and Sept. 21 against Philadelphia...agreed to terms on a five-year contract through the 2018 season with club options for 2019 and 2020, April 18...had a 6.17 ERA and .280 opponents batting average over his first 12 games through April 26...then did not allow a run over his next 24 games from April 29 through June 27...had a career-high 26.1-inning scoreless streak, which was fourth longest in Oakland history by a reliever...it was an A's season-high and third longest in the AL in 2014...struck out 42 batters during the streak, an average of 14.35 per nine innings...walked just one and allowed six hits for a .072 batting average and .082 on-base percentage...struck out a season-high four batters May 6 against Seattle...allowed his first inherited runner to score May 12 against Chicago (AL)...that snapped a streak where he had stranded 25 consecutive inherited runners dating back to June 22, 2013...nailed down his second save of the season that day against the White Sox, replacing Jim Johnson as the A's closer...converted each of his 10 save opportunities from May 12 to June 25...issued his first walk of the season May 20 at Tampa Bay (Hanigan)...it was his first walk since Aug. 31, 2013 against Tampa Bay, snapping a 30-game, 33.0-inning, 124-batter streak without a walk...the 33.0-inning streak was second longest in Oakland history (50.1, Dennis Eckersley, Aug. 17, 1989-June 12, 1990)...went another 16 games and 17.0 innings before issuing his second walk June 30 at Detroit...did not allow a run in 11 games and 12.1 innings in May...held the opposition to a .103 batting average, .122 on-base percentage and .128 slugging percentage...allowed just one base runner over a 12-game stretch from June 1 to 27, a Collin Cowgill double June 10 at Los Angeles (AL)...opponents went 1-for-40 (.025) over that stretch...retired 24 consecutive hitters from June 10 to 28...pinch hit June 22 against Boston in the bottom of the 10th inning and grounded out to end the game...it was his first career at bat...became the first A's pitcher to pinch hit since Bob Welch on May 13, 1994 against Kansas City...struck out the side in the ninth inning June 25 at New York (NL) for his 11th save of the season...that began a streak of 22 consecutive games with a strikeout through Sept. 14, which was the second longest streak in Oakland history by a reliever (23, Keith Foulke from June 18 to Aug. 16, 2003)...struck out 33 in 21.1 innings during the streak (13.92 per nine innings)...converted each of his 10 save opportunities from July 3 to Sept. 13...allowed just one run over that stretch (0.53 ERA) and held the opposition to a .150 batting average...was named to the AL All-Star team and entered the game on July 15 at Minnesota to start the eighth inning...struck out Castro, allowed a single to Freeman and fanned Rizzo before he was relieved by Rodney...had a 15.0-inning scoreless streak from July 13 to Sept. 14...walked just three batters and held the opposition to a .135 average...had a 0.96 ERA, .067 opponents batting average and .125 opponents on-base percentage in nine games in July...recorded his 18th save of the season Aug. 8 against Minnesota, breaking Alan Embree's Athletics record for saves by a left-handed pitcher (17 in 2007)...did not allow a run in seven

games in August (6.2 ip) before going on the disabled list Aug. 24 with a strained right intercostal... was reinstated Sept. 12 and was 1-1 with two saves, a blown save and a 6.14 ERA over his final seven appearances... matched his season-high with four strikeouts Sept. 21 against Philadelphia... was charged with the blown save in the Wild Card game Sept. 30 at Kansas City when he allowed the game-tying sacrifice fly to Aoki in the bottom of the ninth... pitched in eight of the A's 11 postseason games from 2012-14 and is 0-1 with three blown saves and a 4.00 ERA (4 er in 9.0 ip)... has 11 strikeouts, which is fifth most in Athletics postseason history by a reliever.

2013—Went 5-5 with two saves and a 3.13 ERA in 70 relief appearances... allowed just 2-of-32 (6.3%) inherited runners to score, which was the lowest mark in the Majors Leagues... dating back to 1974, the first year inherited runner data is available, that is the lowest mark in Oakland history and the seventh best mark in the majors... issued just 13 walks in 69.0 innings, an average of 1.70 walks per nine innings... that was the seventh lowest mark among American League relievers... struck out 60 and his strikeout-to-walk ratio of 4.62 was 10th best... had a .214 opponents batting average, including .188 against left-handed hitters compared to .227 against right-handers... first batters faced were 11-for-66 (.167) with four walks (.214 on-base percentage)... allowed two first batter doubles for a .197 slugging percentage, which was third lowest in the AL... was ninth in on-base percentage and tied for ninth in strikeouts (22)... compiled a 0.55 ERA and .109 opponents batting average in 14 games on no days rest... allowed a .138 average with runners in scoring position and two outs... held the opponents three and four hitters in the order to a combined .154 batting average... averaged 14.8 pitches per inning, which was eighth lowest among AL relievers... did not allow a run over his first six games and 5.2 innings, giving him a 9.2-inning scoreless streak dating back to 2012... issued two walks April 22 at Boston, the first time he walked more than one batter in an outing in his career... then had a 16-game, 17.0-inning, 64-batter streak before issuing his next walk June 1 against Chicago (AL), an intentional pass to Alex Rios in the seventh inning... finished April with a 1.59 ERA and .128 opponents batting average in 12 appearances... then posted a 1.38 ERA, .156 opponents average and did not walk a batter in 12 games and 13.0 innings in May... had a 0.78 ERA and .117 opponents batting average over his first 23 games... then allowed two or more runs in four of his next five games from May 29 to June 8 (24.55 ERA, .565 opponents batting average)... followed that stretch by compiling a 1.46 ERA and .176 opponents average over his next 25 games from June 11 to Aug. 12... was charged with the blown save and loss June 20 at Texas when he allowed an inherited runner to score plus one of his own... did not allow any of his 19 inherited runners to score over his final 37 games... tossed 1.2 scoreless innings July 14 against Boston in his final outing before the All-Star Break... did not allow a run in his first 11 outings after the break for a 12.0-inning scoreless streak... allowed just four hits over that stretch from July 14 to Aug. 12 for a .105 opponents batting average... had a five-game stretch from Aug. 14 to 26 where he had a win, two losses, two blown saves, an 18.90 ERA and .588 opponents batting average... posted a 0.75 ERA in 10 outings in September... was credited with his first save of the season Sept. 7 against Houston when he tossed 1.1 scoreless innings... had a loss and a blown save in four ALDS appearances against Detroit (4.1 ip, 3 h, 2 r, 2 er, 2 bb, 6 so)... the loss and blown save came in Game 4 at Detroit.

2012—Was converted to pitcher late in 2011 and had just one professional appearance on the mound entering the season... appeared in six games at Single-A Stockton, eight at Double-A Midland and two at Triple-A Sacramento before he was promoted to Oakland June 4... spent the rest of the season with the A's, posting a 2-1 record with a save and a 3.04 ERA in 44 appearances in his Major League debut... struck out 60 batters in just 47.1 innings, an average of 11.41 per nine innings... walked just 11 batters for a strikeout-to-walk ratio of 5.45... allowed a .227 opponents batting average, including .195 against right-handed hitters... allowed just 3 of 22 (13.6%) inherited runners to score... first batters faced were 11-for-42 (.262) with two walks... posted a 2.19 ERA in 23 appearances in Oakland, 3.97 in 21 games on the road... was recalled from Triple-A Sacramento June 4 and made his Major League debut June 5 against Texas (1.1 ip, 3 so)... struck out the first three batters he faced... the last A's pitcher to strike out the first three batters he faced in his career was Blake Stein May 10, 1998 against Chicago... fanned one or more in each of his first nine outings through July 2... had 21 strikeouts in 12.2 innings over that career-opening stretch (14.92 per nine innings), including June 10 at Arizona when he struck out a career-high five in 2.0 innings... recorded his first ML win and blown save June 16 against San Diego... had a 13.1-inning scoreless streak from June 22 to July 21... tossed a career-high 2.1 innings July 2 against Boston and retired all seven batters that he faced... capped his scoreless streak by earning his first ML save July 21 against New York... had to survive Alex Rodriguez, Robinson Cano, Mark Teixeira and pinch hitter Andruw Jones to do it... the four Yankees had a combined 1,574 career home runs... after

allowing a leadoff single to Rodriguez he struck out each of the next three batters to preserve the A's 2-1 win...posted a 1.04 ERA in 10 outings in August...allowed his first home run of the season Sept. 12 at Los Angeles, a solo shot by Pujols to lead off the bottom of the ninth...it snapped a career-opening 33-game, 36.0-inning, 149-batter homerless streak...posted a 3.38 ERA in three ALDS appearances against Detroit, striking out five in 2.2 innings...allowed two unearned runs in the seventh inning of Game 2 for the blown save...combined to post a 0.72 ERA and .096 opponents batting average in 16 relief appearances with Stockton, Midland and Sacramento...struck out 48 in 25.0 innings, an average of 17.28 per nine innings...walked just seven for a strikeout to walk ratio of 6.86...did not allow a home run...his opponents batting average included a .085 mark against right-handed hitters compared to .125 against left-handers...opponents were 1-for-51 (.020) with the bases empty...allowed a .050 (1-for-20) batting average to hitters leading off an inning...began the season at Stockton and had a 0.87 ERA in six games before he was promoted to Midland April 26...recorded his first professional save May 20 against Corpus Christi (2.0 ip, 1 h, 1 r, 1 bb, 4 so)...posted a 0.82 ERA in eight outings with the RockHounds...was promoted to Sacramento May 27 and did not allow a run in two appearances (3.2 ip).

2011—Missed nearly the entire season...was placed on Sacramento's disabled list April 7 as he continued to recover from surgery on a torn left patella...while on the disabled list, he began to work out as a pitcher...was both a pitcher and hitter in college at the University of Virginia...was reinstated from the disabled list Aug. 29 and transferred to the A's affiliate in the Arizona Rookie League...made his professional debut as a pitcher that day at the Giants affiliate (1.0 ip, 0 h, 1 r, 1 er, 1 bb, 2 so).

2010—Spent the entire season on the disabled list at Triple-A Sacramento as he recovered from knee surgery to repair a tear in his left patella tendon...was added to the 40-man roster Nov. 19.

2009—Appeared in just 28 games in his first season at Triple-A Sacramento because of knee problems...batted .267 with four home runs and 14 RBI...added 15 walks for a .364 on-base percentage...hit .333 against left-handed pitching and .317 at home...did not commit an error in 24 games in right field and three at third base...had a grand slam and five RBI April 18 at Tacoma...homered twice April 27 against Las Vegas...was placed on the disabled list May 9 with a strained right knee and missed the remainder of the season...was named the A's 10th best prospect by *Baseball America* following the season.

2008—Split his first full professional season between Single-A Stockton and Double-A Midland and batted a combined .286 with 40 doubles, three triples, 22 home runs and 91 RBI in 137 games...tied for ninth in all of minor league baseball with 65 extra base hits...led the A's farm system in hits (153) and doubles, ranked second in extra base hits and total bases (265), tied for second in runs (89), tied for third in RBI, tied for fourth in walks (63) and tied for fifth in home runs...had a .305 batting average in 86 games at Stockton, which ranked 10th in the California League...led the CL in intentional walks (7), ranked third in slugging percentage (.560) and at bats per home run ratio (18.56) and fifth in on-base percentage (.385)...appeared in 107 games at first base, 17 in right field and eight in left field...was named the Best Batting Prospect and Best Defensive First Baseman in the California League by *Baseball America*...had two two-homer games over a 10-game span April 10 at Modesto and April 19 against Rancho Cucamonga...named to the midseason California League All-Star Team and went 0 for 3 with a walk in a start at first base in the All-Star Game against the Carolina League June 24...was transferred to Midland July 10...played for the Arizona Fall League Champion Phoenix Desert Dogs following the season and hit .293 with eight home runs and 26 RBI in 32 games...tied for third in the AFL in home runs and was named to the AFL All-Prospects Team as an outfielder.

2007—Made his professional debut with Single-A Vancouver of the Northwest League and batted .283 with no home runs and four RBI in 13 games before he was transferred to Kane County of the Midwest League July 3...hit .233 in with four home runs and 29 RBI in 55 games with the Cougars and combined for a .243 batting average in 68 games overall...appeared exclusively at first base on defense (62 games)...went 3 for 5 with a double and two runs scored in his first game June 20 against Tri-Cities...hit his first professional home run July 13 at South Bend.

PERSONAL/MISCELLANEOUS

Sean Robert Doolittle was originally signed by A's scout Neil Avent...was drafted by the A's as a compensation pick for the loss of free agent Barry Zito...graduated from Shawnee (NJ) High School...attended the University of Virginia and left as the school's career RBI leader (167)...also compiled 21

wins as a pitcher, which is the best in Cavaliers history...named ACC Player of the Year as a sophomore in 2006 and also earned All-ACC honors in 2007...named recipient of the 2013 Dave Stewart Community Service Award...supports numerous local and national charities, including Freedom Alliance, an educational and charitable organization that supports and honors military service members and their families.

LIFETIME PITCHING RECORD																				
Year	Club	W	L	ERA	G	GS	CG	SHO	SV	IP	H	R	ER	HR	HB	BB	IBB	SO	WP	BK
2011	Arizona A's	0	0	9.00	1	0	0	0	0	1.0	0	1	1	0	0	1	0	2	0	0
2012	Stockton	0	0	0.87	6	0	0	0	0	10.1	5	2	1	0	2	2	0	21	0	0
	Midland	0	0	0.82	8	0	0	0	1	11.0	2	2	1	0	1	4	0	19	0	0
	Sacramento	0	0	0.00	2	0	0	0	0	3.2	1	0	0	0	0	1	0	8	0	0
	OAKLAND	2	1	3.04	44	0	0	0	1	47.1	40	18	16	3	0	11	1	60	0	0
2013	OAKLAND	5	5	3.13	70	0	0	0	2	69.0	53	24	24	4	2	13	1	60	2	0
2014	OAKLAND	2	4	2.73	61	0	0	0	22	62.2	38	19	19	5	0	8	1	89	0	0
2015	Stockton	0	1	12.00	3	0	0	0	0	3.0	5	4	4	2	0	0	0	2	0	0
	Midland	0	0	0.00	1	0	0	0	0	1.0	1	0	0	0	0	0	0	0	0	0
	Nashville	0	0	3.00	6	0	0	0	0	6.0	3	2	2	2	0	0	0	13	0	0
	OAKLAND	1	0	3.95	12	0	0	0	4	13.2	12	6	6	1	0	5	0	15	0	0
ML Totals		10	10	3.04	187	0	0	0	29	192.2	143	67	65	13	2	37	3	224	2	0

LIFETIME PLAYING RECORD																				
Year	Club	AVG.	G	AB	R	H	2B	3B	HR	RBI	SH	SF	HP	BB	SO	SB	CS	SLG	OBP	E
2007	Vancouver	.283	13	46	6	13	3	0	0	4	0	0	2	9	10	0	0	.348	.421	1
	Kane County	.233	55	193	23	45	10	0	4	29	0	3	2	24	40	1	0	.347	.320	3
2008	Stockton	.305	86	334	64	102	25	3	18	61	0	4	0	46	99	7	3	.560	.385	4
	Midland	.254	51	201	25	51	15	0	4	30	0	1	0	17	54	1	1	.388	.311	7
2009	Sacramento	.267	28	105	17	28	5	1	4	14	0	0	1	15	23	0	1	.448	.364	0
2010	Sacramento	(Injured — Did not play)																		
2014	OAKLAND	.000	62	1	0	0	0	0	0	0	0	0	0	0	0	0	0	.000	.000	0
ML Totals		.000	62	1	0	0	0	0	0	0	0	0	0	0	0	0	0	.000	.000	-
Minor League Totals		.272	233	879	135	239	58	4	30	138	0	8	5	111	226	9	5	.449	.354	15

CAREER TRANSACTIONS

2004 — Selected by the Atlanta Braves organization in the 39th round of the First-Year Player Draft, did not sign.
2007 — Selected by the Oakland Athletics organization as a compensation pick following the 1st round of the First-Year Player Draft. **2014** — On the disabled list, August 24 to September 11. **2015** — On the disabled list, April 4 to May 25; included rehabilitation assignments to Stockton, May 14 to 18, Midland, May 19 to 21, and Nashville, May 22 to 25. On the disabled list, May 28 to August 21; included rehabilitation assignments to Stockton, August 7 to 10, and Nashville, August 11 to 21.

WILD CARD RECORD																				
Year	Club/Opp.	W	L	ERA	G	GS	CG	SHO	SV	IP	H	R	ER	HR	HB	BB	IBB	SO	WP	BK
2014	OAK vs. KC	0	0	4.50	1	0	0	0	0	2.0	2	1	1	0	0	0	0	0	0	0

DIVISION SERIES RECORD																				
Year	Club/Opp.	W	L	ERA	G	GS	CG	SHO	SV	IP	H	R	ER	HR	HB	BB	IBB	SO	WP	BK
2012	OAK vs. DET	0	0	3.38	3	0	0	0	0	2.2	5	3	1	0	0	0	0	5	0	0
2013	OAK vs. DET	0	1	4.15	4	0	0	0	0	4.1	3	2	2	1	0	2	0	6	0	0
Totals		0	1	3.86	7	0	0	0	0	7.0	8	5	3	1	0	2	0	11	0	0

ALL-STAR GAME RECORD																				
Year	Club/Site	W	L	ERA	G	GS	CG	SHO	SV	IP	H	R	ER	HR	HB	BB	IBB	SO	WP	BK
2014	AL/Min.	0	0	0.00	1	0	0	0	0	0.2	1	0	0	0	0	0	0	2	0	0

VS. THE AMERICAN LEAGUE

2015		CAREER												
ERA	W	L	S	G	IP	ER	vs. TEAM	ERA	W	L	S	G	IP	ER
—	0	0	0	0	0.0	0	Baltimore	4.26	0	0	1	6	6.1	3
—	0	0	0	0	0.0	0	Boston	1.80	0	1	1	9	10.0	2
0.00	1	0	0	1	2.0	0	Chicago	6.14	1	1	1	6	7.1	5
—	0	0	0	0	0.0	0	Cleveland	1.42	1	0	0	7	6.1	1
0.00	0	0	0	1	1.0	0	Detroit	7.11	0	1	0	7	6.1	5
0.00	0	0	1	1	1.0	0	Houston	3.45	1	2	4	16	15.2	6
—	0	0	0	0	0.0	0	Kansas City	0.00	1	0	0	6	4.0	0
5.40	0	0	1	1	1.2	1	Los Angeles	2.61	0	0	4	20	20.2	6
—	0	0	0	0	0.0	0	Minnesota	2.70	1	0	1	6	6.2	2
—	0	0	0	0	0.0	0	New York	0.75	1	1	3	11	12.0	1
—	0	0	0	0	0.0	0	Oakland	—	0	0	0	0	0.0	0
2.25	0	0	1	4	4.0	1	Seattle	1.76	1	1	4	28	30.2	6
27.00	0	0	0	1	0.2	2	Tampa Bay	2.00	0	0	3	10	9.0	2
18.00	0	0	0	1	1.0	2	Texas	3.57	0	3	2	22	22.2	9
—	0	0	0	0	0.0	0	Toronto	6.23	0	0	2	10	8.2	6

VS. THE NATIONAL LEAGUE

2015		CAREER												
ERA	W	L	S	G	IP	ER	vs. TEAM	ERA	W	L	S	G	IP	ER
0.00	0	0	0	1	1.0	0	Arizona	4.91	0	0	0	3	3.2	2
—	0	0	0	0	0.0	0	Atlanta	—	0	0	0	0	0.0	0
—	0	0	0	0	0.0	0	Chicago	9.00	0	0	0	1	1.0	1
—	0	0	0	0	0.0	0	Cincinnati	0.00	0	0	0	2	1.2	0
—	0	0	0	0	0.0	0	Colorado	0.00	0	0	0	1	1.0	0
—	0	0	0	0	0.0	0	Los Angeles	—	0	0	0	0	0.0	0
—	0	0	0	0	0.0	0	Miami	4.50	0	0	0	2	2.0	1
—	0	0	0	0	0.0	0	Milwaukee	INF	0	0	0	1	0.0	3
—	0	0	0	0	0.0	0	New York	0.00	0	0	1	2	2.0	0
—	0	0	0	0	0.0	0	Philadelphia	0.00	1	0	1	2	3.0	0
—	0	0	0	0	0.0	0	Pittsburgh	0.00	0	0	0	1	0.2	0
—	0	0	0	0	0.0	0	St. Louis	0.00	0	0	0	1	1.0	0
—	0	0	0	0	0.0	0	San Diego	18.00	1	0	0	1	1.0	2
0.00	0	0	1	1	1.1	0	San Francisco	2.45	0	0	1	5	7.1	2
—	0	0	0	0	0.0	0	Washington	0.00	1	0	0	1	2.0	0

MONTHLY BREAKDOWN

2015		CAREER												
ERA	W	L	S	G	IP	ER	by MONTH	ERA	W	L	S	G	IP	ER
—	0	0	0	0	0.0	0	March	0.00	0	0	0	1	1.0	0
—	0	0	0	0	0.0	0	April	3.91	1	2	1	24	23.0	10
0.00	0	0	0	1	1.0	0	May	0.68	3	0	3	24	26.1	2
—	0	0	0	0	0.0	0	June	4.38	1	3	7	35	37.0	18
—	0	0	0	0	0.0	0	July	2.81	0	1	6	31	32.0	10
10.13	0	0	0	3	2.2	3	August	3.62	1	2	4	31	27.1	11
3.00	1	0	3	7	9.0	3	September	3.00	4	2	7	37	42.0	14
0.00	0	0	1	1	1.0	0	October	0.00	0	0	1	4	4.0	0

PITCHING BREAKDOWN

2015		CAREER												
ERA	W	L	S	G	IP	ER	by CATEGORY	ERA	W	L	S	G	IP	ER
3.00	0	0	2	6	6.0	2	Home	2.36	8	5	16	102	107.0	28
4.70	1	0	2	6	7.2	4	Away	3.89	2	5	13	85	85.2	37
3.86	1	0	2	8	9.1	4	Day	2.58	5	2	8	65	69.2	20
4.15	0	0	2	4	4.1	2	Night	3.29	5	8	21	122	123.0	45
0.00	0	0	0	1	1.0	0	Pre-ASG	3.05	5	6	14	96	100.1	34
4.26	1	0	4	11	12.2	6	Post-ASG	3.02	5	4	15	91	92.1	31
—	0	0	0	0	0.0	0	Starter	—	0	0	0	0	0.0	0
3.95	1	0	4	12	13.2	6	Reliever	3.04	10	10	29	187	192.2	65

BALLPARK BREAKDOWN

	ERA	W	L	S	G	IP	ER
Angel Stadium	3.72	0	0	1	8	9.2	4
AT&T Park	13.50	0	0	0	1	1.1	2
Camden Yards	9.00	0	0	1	2	2.0	2
Chase Field	4.91	0	0	0	3	3.2	2
Citi Field	0.00	0	0	1	1	1.0	0
Comerica Park	13.50	0	1	0	4	3.1	5
Coors Field	0.00	0	0	0	1	1.0	0
Fenway Park	0.00	0	0	0	3	2.1	0
Globe Life Arlington	2.38	0	1	1	10	11.1	3
Great American Ball Park	0.00	0	0	0	1	0.2	0
Kauffman Stadium	0.00	0	0	0	4	2.0	0
Marlins Park	4.50	0	0	0	2	2.0	1
Miller Park	INF	0	0	0	1	0.0	3
Minute Maid Park	6.00	0	1	1	7	6.0	4
O.co Coliseum	2.36	8	5	16	102	107.0	28
PNC Park	0.00	0	0	0	1	0.2	0
Progressive Field	0.00	0	0	0	3	2.2	0
Rogers Centre	13.50	0	0	0	3	2.2	4
Safeco Field	0.61	0	0	4	13	14.2	1
Target Field	5.40	0	0	0	3	3.1	2
Tropicana Field	0.00	0	0	2	4	3.1	0
U.S. Cellular Field	5.06	1	1	0	4	5.1	3
Yankee Stadium	1.35	1	1	2	6	6.2	1

FIELDING STATISTICS

Pitcher								
Year	Pct.	G	PO	A	E	TC	DP	
2012	.667	44	0	4	2	6	0	
2013	1.000	70	1	6	0	7	0	
2014	1.000	61	1	4	0	5	0	
2015	1.000	12	0	1	0	1	1	
Totals	.895	187	2	15	2	19	1	

DOOLITTLE'S CAREER BESTS

Low Hit Complete Game: None
Innings Pitched: 2.1, July 2, 2012 vs. Boston
Strikeouts: 5, June 10, 2012 at Arizona
Pitches: 38 (twice), last: September 25, 2015 vs. San Francisco
Longest Winning Streak: 4, September 30, 2012 to May 17, 2013
Longest Losing Streak: 4, June 8 to August 14, 2013
Longest Scoreless Streak: 26.1, April 29 to June 27, 2014



LEFT-HANDED PITCHER

Height/Weight: 6-2 / 240

Bats/Throws: Left / Left

Birthdate: October 23, 1987

Opening Day Age: 28

Birthplace/Resides: Carabobo, Venezuela / Davie, Florida

Major League Service: 4 years, 41 days

Obtained: Acquired from the Toronto Blue Jays for cash considerations, July 31, 2015

Contract Status: First year of a one-year contract through 2016

CAREER HIGHLIGHTS

Has appeared in the Major Leagues with Boston (2010-14), Chicago-NL (2014), Toronto (2015) and Oakland (2015)...is 31-26 with four saves and a 4.89 ERA in 118 games, including 85 starts, at the big league level...was a member of the 2013 Red Sox World Series championship club...made four post-season appearances that year, going 1-0 with a 1.29 ERA...was Boston's youngest player to appear in a game in each of the 2010, 2011, and 2012 seasons...made his big league debut in 2010 with the Red Sox, going 2-2 with two saves and a 4.32 ERA in 12 games (three starts)...was named the 2010 Red Sox Minor League Pitcher of the Year after going 8-3 with a 2.81 ERA in 17 games (16 starts) between Double-A Portland and Triple-A Pawtucket...named the Portland Sea Dogs Pitcher of the Year in his first season at the Double-A level in 2009...honored as the Red Sox Minor League Latin Program Pitcher of the Year after going 7-1 with a 0.97 ERA in 13 starts for the Venezuelan Summer League Red Sox in 2005.

2015 HIGHLIGHTS

Was released by the Cubs March 28, signed a minor league deal with the Blue Jays March 31 and was traded to the A's for cash considerations July 31...combined with Toronto and Oakland to go 3-3 with a save and a 5.50 ERA in 16 games, including 12 starts...his ERA was fourth highest among American League pitchers with 70 or more innings pitched...allowed a .298 opponents batting average, including .225 (16-for-71) against left-handed hitters compared to .321 (71-for-221) against right-handers...yielded just two extra base hits to lefties for a .282 slugging percentage...surrendered nine of his 10 home runs to righties for a .525 slugging percentage...opponents batted .343 with runners in scoring position and .306 when leading off an inning...now has a .316 (144-for-455) career opponents batting average with RISP...yielded a .252 batting average with two strikes and a .389 average to the opponents clean-up hitter...tied for 10th in the AL with three pickoffs...opponents were 9-for-14 (64.3%) in stolen base attempts with him on the mound...went 3-3 with a 5.87 ERA and .311 opponents batting average in his 12 starting assignments...had a 3.86 ERA and .241 opponents average in four relief appearances...surrendered nine of his 10 home runs as a starter...allowed 2-of-6 (33.3%) inherited runners to score and first batters faced were 1-for-4 (.250)...went 2-2 with a 6.86 ERA in nine games against AL West competition, 1-1 with a 3.89 ERA in seven games against everyone else...was 0-1 with a 2.70 ERA in two interleague starts...is now 6-9 with a 6.53 ERA (81 er in 111.2 ip) in 28 career outings against the AL West compared to 25-17 with a 4.43 ERA (198 er in 402.0 ip) in 90 games against all other teams.

MAJORS: Was selected by Toronto July 3 and went 1-1 with a 4.76 ERA in five games, including four starts, with the Blue Jays...pitched in relief July 3 at Detroit before starting his final four contests...yielded a career-high tying seven runs in an 11-10 loss at Kansas City July 12 but had a no decision as he left with an 8-7 lead...was designated for assignment July 29 and traded to Oakland July 31...went 2-2 with a 5.81 ERA in 11 games, including eight starts, with the A's...tossed 4.1 innings of relief in his first outing Aug. 3 against Baltimore, which was a season high for an A's reliever until his next outing Aug. 12 at Toronto when he pitched 6.1 innings...that was the longest relief appearance of his career (previous: 5.1 ip, May 8, 2013 vs. Minnesota) and the longest by an A's reliever since Lenny DiNardo tossed 6.1 innings July 7, 2007 vs. Seattle...did not strike out a batter and his 6.1 innings pitched were the most by an A's reliever in a game in which he did not record a strikeout since Johnny Kucks tossed 6.2 innings May 7, 1960 for the Kansas City A's against New York...his next eight outings with the A's were all starts...did not allow an earned run in his first two starts (8.0 ip)...including Aug. 18 against Los Angeles (NL) when he allow one unearned run on one hit in 6.0 innings but issued a career-high tying six walks...left his Aug. 24 start at Seattle after two innings with a right foot contusion...it was the short-

est start of his career...then went 2-2 with a 7.91 ERA over his next six starts...yielded a career-high three home runs and a career-high tying seven runs in 4.1 innings in a 12-4 loss at Texas Sept. 13...also allowed seven runs in 4.2 innings Sept. 23 against the Rangers...went 1-2 with an 8.33 ERA and .320 opponents batting average in five starts in September...yielded eight home runs in 27.0 innings...had the highest September ERA in the majors and tied for the most home runs...it was the highest September ERA by an A's pitcher since Hod Lisenbee had a 9.10 ERA in 1936 with the Philadelphia A's (min. 25.0 ip)...tossed a scoreless 13th inning for the save in the A's 7-5 win at Seattle Oct. 3...it was his first save since Sept. 25, 2011 at New York (AL).

BUFFALO: Was 1-3 with a 2.44 ERA and .205 opponents batting average in nine games, all starts, with Triple-A Buffalo...signed a minor league deal with Toronto March 31 and began the season on the Triple-A DL with a left shin contusion...was reinstated May 13...surrendered just one home run in 48.0 innings...allowed a .197 (24-for-122) batting average and his lone home run against right-handed hitters compared to .222 (12-for-54) against left-handers...opponents hit .178 with runners in scoring position and .190 when leading off an inning...went 1-2 with a 1.69 ERA in six starts on the road, 0-1 with a 3.94 ERA in three starts at home...did not allow a run in the fourth (8.0 ip), fifth (6.0 ip) or seventh (3.0 ip) innings...did not allow an earned run over his first three starts (15.0 ip, 8 h, 1 r, 4 bb, 10 so) and went 0-0 with a 0.82 ERA in four starts in May...lost three consecutive starts from June 5 to 15 (6.00 ERA)...picked up his lone Triple-A win of the season in his final start June 28 at Scranton/Wilkes-Barre when he tossed 7.0 shutout innings.

CAREER

2014—Was acquired by the Cubs from Boston July 30 for a player to be named (Marco Hernandez) and made four starts for Chicago, going 2-1 with a 3.98 ERA...between the Red Sox and Cubs, was 4-5 with a 5.54 ERA in 21 games (14 starts)...right-handed hitters batted .257 against him...left-handed batters hit .333...posted a 2.55 ERA in five games (four starts) against NL Central opponents...the opposition batted .194 when facing him for the third time in a game...was placed on the 15-day disabled list with a right calf strain when he joined the Cubs, and combined to make three rehab starts between Triple-A Iowa and Double-A Tennessee...picked up the win in his Cubs debut after he was reinstated from the DL, Aug. 30 vs. St. Louis (game one)...allowed one run in 7.0 innings in Chicago's 5-1 victory...began the year with Boston and was 2-4 with a 5.12 ERA in nine starts before he landed on the 15-day disabled list with a left shoulder strain May 21...struck out a season-high seven hitters in 6.2 innings, April 19 vs. Baltimore...made three rehab appearances between Double-A Portland and Triple-A Pawtucket (2.63 ERA) before he was reinstated from the DL June 20...his final appearance with Boston was on July 28 vs. Toronto...pitched 0.2 innings out of the bullpen and allowed six runs...was traded to Chicago two days later.

2013—Went 11-6 with a 4.32 ERA in 29 appearances (27 starts) for the World Series champion Red Sox...it marked his second double-digit win campaign in as many seasons as a full-time starter...struck out 139 hitters while walking 71 in 162.1 innings of work...surrendered 13 homers...set career-highs in innings pitched and quality starts (16), while matching his career-highs in wins and appearances (also 2012)...held an opponent without an extra-base hit six times, tied for the third-most such starts by an American League left-hander...averaged 7.71 strikeouts per 9.0 innings, good for 10th-most among Major League southpaws...posted a 3.87 ERA in his 27 starts and a 14.85 ERA in two relief outings...had a 3.84 ERA in 15 games (14 starts) at home compared to a 4.94 mark on the road...appeared in four games during the postseason, helping the Red Sox win the World Series...tossed 2.0-scoreless innings of relief in Game Four vs. St. Louis to earn the victory.

2012—Led the Red Sox with 167 strikeouts and tied for the team lead with 11 wins in his first full season at the Major League level...went 11-10 with a 4.86 ERA while making a career-high 29 starts...struck out 167 while walking 71 in 161.0 innings of work...averaged 9.34 strikeouts per nine innings, good for fourth-most among Major Leaguers with at least 160.0 innings pitched...that was the best-ever strikeout rate by a Red Sox pitcher under 25 years old in a season (min. 140.0 ip)...his 167 punch outs were the most by a Red Sox hurler in his age 24 season or younger since Roger Clemens fanned 256 batters in 1987...struck out a career-high 11 hitters, Sept. 23 vs. Baltimore...was the youngest Red Sox southpaw to punch out 11 in a game since Ken Brett (22 years old) did so, Sept. 19, 1967 vs. Washington...received 6.76 runs of support per nine innings, which was second-highest in the majors (min. 150.0 ip)...was on Boston's 15-day disabled list from Aug. 10-25 with a right knee contusion.

2011—Began the season on the disabled list, making only 11 big league relief appearances during the campaign...had no record and a 6.10 ERA with the Red Sox...was on the 15-day DL from March 22 to April 8 with left forearm inflammation...was optioned to Triple-A Pawtucket April 17...recalled Sept. 1 and made eight relief appearances...did not allow a run in five of his last eight games...recorded his third-career save with a perfect 14th inning in the nightcap of a twinbill at New York (AL) Sept. 25...held righties to a .238 average and a .286 slugging percentage while with Boston...combined to go 3-5 with a 3.96 ERA in 20 games (18 starts) between Pawtucket, Double-A Portland and Single-A Lowell...spent the majority of the season at Pawtucket, going 2-5 with a 4.22 ERA and 61 strikeouts in 18 games (16 starts)...limited Triple-A foes to a .241 average, including a .212 mark against righties...following the season, was ranked as the No. 2 left-handed pitcher in Boston's farm system by *Baseball America*.

2010—Made his major league debut in his sixth season of professional ball...was named the Red Sox Minor League Pitcher of the Year after going 8-3 with a 2.81 ERA in 17 games (16 starts) between Triple-A Pawtucket and Double-A Portland...went 2-2 with two saves and a 4.32 ERA in 12 games (three starts) at the big league level...earned the victory in his ML debut June 18 vs. Los Angeles (NL)...allowed five runs (three earned) in 5.0 innings of work...recorded the final two outs, Aug. 14 at Texas, to record his first career ML save...was shut down for the season Aug. 31 due to a strained upper left pectoral muscle...in the minors, he held opponents to two earned runs or less in 12 of his 16 starts...went 4-0 with a 2.51 ERA in eight starts with Portland before being promoted to Pawtucket...following the season, was ranked by *Baseball America* as the No. 8 prospect in the Red Sox farm system.

2009—Named the Portland Sea Dogs Pitcher of the Year in his first season at the Double-A level...went 8-6 with a 3.35 ERA in 26 starts...ranked second among Eastern League qualifiers and seventh in the Red Sox system in ERA...finished eighth in the league with 101 strikeouts and ranked fourth among starters with a 7.51 strikeouts per nine innings...was on the disabled list from June 13 to 22 with a calf strain...recorded his first-career complete game with a 7.0-inning shutout at New Britain July 22...posted a 1.74 ERA in four games (three starts) for Magallanes for the Venezuelan Winter League.

2008—Spent the majority of the season with Single-A Greenville before a late-season promotion to Single-A Lancaster...all told, went 13-9 with a 3.69 ERA and 138 strikeouts in 26 starts...combined to lead all Red Sox minor leaguers in strikeouts while his wins and 129.1 innings pitched ranked third...was one of four Greenville players selected to the South Atlantic League All-Star Game in Greensboro, N.C...added to the Red Sox 40-man roster Nov. 20.

2007—Split the season between Single-A Greenville and Short-A Lowell, going 4-10 with a 7.45 ERA in 19 starts...landed on Greenville's seven-day disabled list July 13-21 with an elbow strain...was 0-1 with an 18.00 ERA in his first two starts with Lowell before going 1-2 with a 3.60 ERA in his final six starts.

2006—In his first professional season in the United States, went 4-3 with a 2.92 ERA and 43 strikeouts in 13 starts between the Red Sox Gulf Coast Rookie League team and Short-A Lowell...led the Gulf Coast League with 11 starts and tied for fourth in innings pitched (53.2)...promoted to Lowell Aug. 28 before returning to pitch in the GCL playoffs, helping the Red Sox to the championship.

2005—Named the Red Sox Minor League Latin Program Pitcher of the Year after going 7-1 with a 0.97 ERA in 13 starts for the Venezuelan Summer League Red Sox.

PERSONAL/MISCELLANEOUS

Felix Antonio Doubront was originally signed by Red Sox scout Miguel Garcia...is married, Kimberly...has three children: Jean, Felix and Eliah

LIFETIME PITCHING RECORD

Year	Club	W	L	ERA	G	GS	CG	SHO	SV	IP	H	R	ER	HR	HB	BB	IBB	SO	WP	BK
2005	VSL Red Sox/Padres	7	1	0.97	13	13	0	0	0	64.2	32	11	7	0	6	29	1	58	1	2
2006	GCL Red Sox	2	3	2.52	11	11	0	0	0	53.2	41	17	15	6	3	13	0	36	1	0
	Lowell	2	0	4.91	2	2	0	0	0	11.0	7	6	6	1	1	3	0	7	0	0
2007	Greenville	3	7	8.93	11	11	0	0	0	42.1	63	49	42	8	1	17	0	22	4	0
	Lowell	1	3	5.66	8	8	0	0	0	35.0	41	24	22	2	2	11	0	25	2	0
2008	Greenville	12	8	3.67	23	23	0	0	0	115.1	115	53	47	9	4	24	0	118	5	0
	Lancaster	1	1	3.86	3	3	0	0	0	14.0	15	6	6	1	0	4	0	20	0	0
2009	Portland	8	6	3.35	26	26	1	1	0	121.0	119	59	45	8	9	52	0	101	3	1
2010	Portland	4	0	2.51	8	8	0	0	0	43.0	39	13	12	0	2	17	0	38	1	2
	Pawtucket	4	3	3.16	9	8	0	0	0	37.0	36	13	13	1	4	16	0	34	2	1
	BOSTON	2	2	4.32	12	3	0	0	2	25.0	27	16	12	3	1	10	0	23	3	0
2011	BOSTON	0	0	6.10	11	0	0	0	1	10.1	12	7	7	1	0	8	0	6	0	0
	Pawtucket	2	5	4.22	18	16	0	0	0	70.1	65	37	33	10	2	26	0	61	1	0
	Portland	1	0	1.80	1	1	0	0	0	5.0	4	1	1	0	0	0	0	9	0	0
	Lowell	0	0	0.00	1	1	0	0	0	2.0	0	0	0	0	0	0	0	4	0	0
2012	BOSTON	11	10	4.86	29	29	0	0	0	161.0	162	95	87	24	5	71	0	167	5	0
2013	BOSTON	11	6	4.32	29	27	0	0	0	162.1	161	84	78	13	5	71	0	139	8	0
2014	BOSTON	2	4	6.07	17	10	0	0	0	59.1	69	45	40	10	2	26	0	43	4	0
	Portland	0	0	4.50	1	1	0	0	0	4.0	4	2	2	0	0	0	0	2	0	0
	Pawtucket	0	0	1.86	2	2	0	0	0	9.2	6	2	2	0	0	5	0	13	1	0
	Iowa	0	1	5.40	2	2	0	0	0	10.0	12	6	6	0	1	3	0	11	0	0
	Tennessee	0	1	6.23	1	1	0	0	0	4.1	5	4	3	0	0	3	0	5	1	0
	CHICAGO (NL)	2	1	3.98	4	4	0	0	0	20.1	22	9	9	2	0	7	0	8	1	1
2015	Buffalo	1	3	2.44	9	9	0	0	0	48.0	36	15	13	1	0	18	0	43	2	0
	TORONTO	1	1	4.76	5	4	0	0	0	22.2	32	15	12	1	1	5	1	13	1	0
	OAKLAND	2	2	5.81	11	8	0	0	1	52.2	55	35	34	9	0	21	0	43	2	0
AL Totals		29	25	4.93	114	81	0	0	4	493.1	517	297	270	61	14	212	1	434	23	0
NL Totals		2	1	3.98	4	4	0	0	0	20.1	22	9	9	2	0	7	0	8	1	1
ML Totals		31	26	4.89	118	85	0	0	4	513.2	540	306	279	63	14	219	1	442	24	1

CAREER TRANSACTIONS

2004 — Signed by the Boston Red Sox as a non-drafted free agent, July 12. **2011** — On the disabled list, March 22 to April 7. **2012** — On the disabled list, August 10 to 24. **2014** — On the disabled list, May 21 to June 19; included rehabilitation assignments to Portland, June 5 to 8, and Pawtucket, June 9 to 19. Traded to the Chicago Cubs for a player to be named later (infielder Marco Hernandez on December 15), July 30. On the disabled list, July 31 to August 29; included rehabilitation assignments to Iowa, August 12 to 22, and Tennessee, August 23 to 29. **2015** — Released, March 28; signed by the Toronto Blue Jays to a minor league contract, March 31. Traded to the Oakland Athletics for cash considerations, July 31.

LEAGUE CHAMPIONSHIP SERIES RECORD

Year	Club/Opp	W	L	ERA	G	GS	CG	SHO	SV	IP	H	R	ER	HR	HB	BB	IBB	SO	WP	BK
2013	BOS vs. DET	0	0	0.00	2	0	0	0	0	2.1	1	0	0	0	1	2	0	1	0	0

WORLD SERIES RECORD

Year	Club/Opp	W	L	ERA	G	GS	CG	SHO	SV	IP	H	R	ER	HR	HB	BB	IBB	SO	WP	BK
2013	BOS vs. STL	1	0	1.93	2	0	0	0	0	4.2	2	1	1	0	0	1	1	3	0	0

10 OR MORE RUNS IN AN INNING IN OAKLAND HISTORY

Runs	Opponent	Inning	Date	Runs	Opponent	Inning	Date
13	California	B-1	July 5, 1996	10	at Kansas City	T-3	June 18, 2000
10	Milwaukee	B-4	May 9, 1972	10	at Minnesota	T-4	September 11, 2013
10	at New York	T-5	August 29, 1989	10	at Chicago (AL)	T-4	September 15, 2015
10	Seattle	B-3	June 23, 1992				

VS. THE AMERICAN LEAGUE

2015		CAREER												
ERA	W	L	S	G	IP	ER	vs. TEAM	ERA	W	L	S	G	IP	ER
6.23	0	0	0	1	4.1	3	Baltimore	4.50	2	2	0	12	52.0	26
—	0	0	0	0	0.0	0	Boston	—	0	0	0	0	0.0	0
1.35	1	0	0	1	6.2	1	Chicago	3.26	3	1	0	6	30.1	11
—	0	0	0	0	0.0	0	Cleveland	3.80	2	1	0	4	21.1	9
3.86	0	0	0	1	2.1	1	Detroit	3.38	1	0	0	3	13.1	5
5.25	1	0	0	2	12.0	7	Houston	4.82	2	0	0	3	18.2	10
9.00	0	0	0	1	5.0	5	Kansas City	6.64	1	0	0	4	20.1	15
6.00	1	0	0	2	12.0	8	Los Angeles	4.56	2	1	0	5	25.2	13
—	0	0	0	0	0.0	0	Minnesota	6.48	1	0	0	3	16.2	12
—	0	0	0	0	0.0	0	New York	4.42	3	4	1	14	59.0	29
3.86	0	0	0	1	4.2	2	Oakland	7.04	1	2	0	5	23.0	18
0.00	0	0	1	2	3.0	0	Seattle	1.02	1	0	1	6	17.2	2
—	0	0	0	0	0.0	0	Tampa Bay	3.38	2	3	0	12	56.0	21
14.00	0	2	0	2	9.0	14	Texas	12.83	0	6	1	9	26.2	38
2.84	0	0	0	1	6.1	2	Toronto	5.80	3	3	1	18	59.0	38

VS. THE NATIONAL LEAGUE

2015		CAREER												
ERA	W	L	S	G	IP	ER	vs. TEAM	ERA	W	L	S	G	IP	ER
—	0	0	0	0	0.0	0	Arizona	0.00	1	0	0	1	7.0	0
—	0	0	0	0	0.0	0	Atlanta	—	0	0	0	0	0.0	0
—	0	0	0	0	0.0	0	Chicago	20.25	0	0	0	1	1.1	3
—	0	0	0	0	0.0	0	Cincinnati	1.69	0	0	0	1	5.1	1
—	0	0	0	0	0.0	0	Colorado	—	0	0	0	0	0.0	0
0.00	0	0	0	1	6.0	0	Los Angeles	6.08	1	0	0	3	13.1	9
—	0	0	0	0	0.0	0	Miami	4.15	2	0	0	2	13.0	6
—	0	0	0	0	0.0	0	Milwaukee	—	0	0	0	0	0.0	0
—	0	0	0	0	0.0	0	New York	—	0	0	0	0	0.0	0
6.75	0	1	0	1	4.0	3	Philadelphia	6.75	0	1	0	1	4.0	3
—	0	0	0	0	0.0	0	Pittsburgh	1.64	1	1	0	2	11.0	2
—	0	0	0	0	0.0	0	St. Louis	1.29	1	0	0	1	7.0	1
—	0	0	0	0	0.0	0	San Diego	—	0	0	0	0	0.0	0
—	0	0	0	0	0.0	0	San Francisco	1.13	1	0	0	1	8.0	1
—	0	0	0	0	0.0	0	Washington	13.50	0	1	0	1	4.0	6

MONTHLY BREAKDOWN

2015		CAREER												
ERA	W	L	S	G	IP	ER	by MONTH	ERA	W	L	S	G	IP	ER
—	0	0	0	0	0.0	0	April	4.88	5	3	0	16	72.0	39
—	0	0	0	0	0.0	0	May	4.63	5	5	0	15	81.2	42
—	0	0	0	0	0.0	0	June	4.21	5	3	0	14	77.0	36
4.76	1	1	0	5	22.2	12	July	4.33	6	6	0	23	99.2	48
3.28	1	0	0	5	24.2	9	August	4.22	6	2	2	23	85.1	40
8.33	1	2	0	5	27.0	25	September	6.87	4	7	1	26	97.0	74
0.00	0	0	1	1	1.0	0	October	0.00	0	0	1	1	1.0	0

PITCHING BREAKDOWN

2015		CAREER												
ERA	W	L	S	G	IP	ER	by CATEGORY	ERA	W	L	S	G	IP	ER
6.10	2	2	0	6	31.0	21	Home	5.28	14	16	1	59	264.0	155
5.08	1	1	1	10	44.1	25	Away	4.47	17	10	3	59	249.2	124
9.39	1	1	0	3	15.1	16	Day	4.60	7	3	1	31	135.0	69
4.50	2	2	1	13	60.0	30	Night	4.99	24	23	3	87	378.2	210
4.50	1	0	0	3	14.0	7	Pre-ASG	4.40	19	12	0	55	278.0	136
5.72	2	3	1	13	61.1	39	Post-ASG	5.46	12	14	4	63	235.2	143
5.87	3	3	0	12	61.1	40	Starter	4.64	30	26	0	85	464.0	239
3.86	0	0	1	4	14.0	6	Reliever	7.25	1	0	4	33	49.2	40

BALLPARK BREAKDOWN

	ERA	W	L	S	G	IP	ER
Angel Stadium	4.26	1	0	0	2	12.2	6
AT&T Park	1.13	1	0	0	1	8.0	1
Busch Stadium	1.29	1	0	0	1	7.0	1
Camden Yards	6.39	1	2	0	6	25.1	18
Comerica Park	3.68	0	0	0	2	7.1	3
Fenway Park	5.03	12	13	1	51	225.2	126
Globe Life Arlington	13.19	0	3	1	5	14.1	21
Kauffman Stadium	6.46	1	0	0	3	15.1	11
Marlins Park	2.57	1	0	0	1	7.0	2
Minute Maid Park	4.50	0	0	0	1	6.0	3
O.co Coliseum	6.41	2	2	0	8	39.1	28
PNC Park	0.00	1	0	0	1	6.0	0
Progressive Field	5.79	1	1	0	2	9.1	6
Rogers Centre	4.55	2	1	0	10	31.2	16
Safeco Field	1.10	1	0	1	5	16.1	2
Target Field	1.42	1	0	0	1	6.1	1
Tropicana Field	3.20	2	1	0	7	25.1	9
U.S. Cellular Field	2.89	2	1	0	3	18.2	6
Wrigley Field	9.82	0	1	0	2	7.1	8
Yankee Stadium	4.01	1	1	1	6	24.2	11

FIELDING STATISTICS

Pitcher

Year	Pct.	G	PO	A	E	TC	DP
2010	.500	12	2	1	3	6	0
2011	1.000	11	0	2	0	2	0
2012	.960	29	7	17	1	25	2
2013	.958	29	5	18	1	24	1
2014	.933	21	5	9	1	15	1
2015	1.000	16	4	15	0	19	1
Totals	.934	118	23	62	6	91	5

DOUBRONT'S CAREER BESTS

Low Hit Complete Game: None

Innings Pitched: 8.0 (twice), last: August 21, 2013 at San Francisco. As reliever: 6.1, August 12, 2015 at Toronto

Strikeouts: 11, September 23, 2012 vs. Baltimore.

As reliever: 5, August 3, 2015 vs. Baltimore

Pitches: 114, August 21, 2013 at San Francisco

Longest Winning Streak: 4, August 21, 2013 to April 3, 2014

Longest Losing Streak: 5, July 23 to September 13, 2012

Longest Scoreless Streak: 11.0, August 4 to 10, 2013

DOUBRONT'S 2015 STARTS

Date	Opponent	Score	Dec	ERA*	IP	H	R	ER	BB	SO	HR	#PIT
July 7	at Chicago (AL)	2-1	W	2.00	6.2	6	1	1	1	6	0	93
July 12	at Kansas City	10-11	-	4.50	5.0	10	7	5	0	2	1	85
July 22	at Oakland	3-4	-	4.34	4.2	7	3	2	2	1	0	92
July 28	Philadelphia	2-3	L	4.76	4.0	6	3	3	2	3	0	66
Aug. 18	Los Angeles (NL)	5-4 (10)	-	3.89	6.0	1	1	0	6	8	0	104
Aug. 24	at Seattle	11-5	-	3.70	2.0	4	0	0	0	4	0	40
Aug. 31	Los Angeles (AL)	11-5	W	3.99	6.0	7	4	4	4	5	0	106
Sept. 7	Houston	10-9	W	4.22	6.0	8	4	4	1	3	1	88
Sept. 13	at Texas	4-12	L	4.99	4.1	7	7	7	2	5	3	84
Sept. 18	at Houston	4-3	-	4.95	6.0	5	3	3	1	4	1	101
Sept. 23	Texas	3-10	L	5.53	4.2	8	7	7	2	4	2	91
Sept. 28	at Los Angeles (AL)	4-5	-	5.57	6.0	5	4	4	4	4	1	92

*indicates overall ERA

**RIGHT-HANDED PITCHER****Height/Weight:** 5-9 / 175**Bats/Throws:** Right / Right**Birthdate:** October 2, 1989**Opening Day Age:** 26**Birthplace/Resides:** Winston-Salem, North Carolina / Winston-Salem, North Carolina**Major League Service:** 34 days**Obtained:** Selected in the 32nd round of the 2012 First-Year Player Draft**Contract Status:** First year of a one-year contract through 2016**CAREER HIGHLIGHTS**

Made his Major League debut in 2015 and compiled a 4.24 ERA in 13 games with the A's...began his career with an 11.0-inning scoreless streak...also made his Triple-A debut in 2015 and is 15-13 with 42 saves and a 2.07 ERA in 153 career appearances in four minor league seasons...has 259 strikeouts in 209.0 innings (11.15 per nine innings) and has walked just 49 for a strikeout-to-walk ratio of 5.29... was named the A's Organizational Pitcher of the Year and a Texas League Postseason All-Star in 2015... earned Midseason All-Star honors in the TL in 2015 and the Midwest League in 2013...played for Mesa in the Arizona Fall League in 2013.

2015 HIGHLIGHTS

Was selected by the A's in the 32nd round of the 2012 draft, began the year at Double-A Midland, made his Triple-A debut at Nashville in late July and his Major League debut during a September call-up with Oakland...went 1-2 with a save and a 4.24 ERA in 13 games with the A's...made his debut Sept. 1 against Los Angeles (AL) and began his career with an eight-game, 11.0-inning scoreless streak... that tied for the sixth longest career-opening scoreless streak in Oakland history...then allowed at least one run in four of his final five games (12.00 ERA)...held the opposition to a .203 batting average but yielded a .441 slugging percentage as six of the 12 hits he allowed were for extra bases...surrendered four home runs in 17.0 innings after yielding just two home runs in 61.0 innings in the minors...his opponents batting average included a mark of .167 (4-for-24) against left-handed hitters compared to .229 (8-for-35) against right-handers...however, issued all six of his walks and yielded three of his four home runs to lefties...had a .594 OPS against righties, .875 against lefties...allowed a .158 batting average with runners on base...first batters faced were 3-for-13 (.231) and he allowed 1-of-3 (33.3%) inherited runners to score...tossed at least one inning in 12 of his 13 appearances, including a season-high 2.0 innings three times...was selected by Oakland Sept. 1 and made his debut that night against Los Angeles (AL) with a scoreless eighth inning...struck out the first batter he faced (C.J. Cron)...allowed a single to the next batter (Aybar) but then retired the next 18 batters he faced through Sept. 12...recorded his first save Sept. 18 at Houston when he tossed 2.0 scoreless innings in the A's 4-3 win...then allowed one home run and at least one run in four of his final five outings...including Sept. 30 when he allowed a run in 1.2 innings for his first ML win in the A's 8-7 victory at Los Angeles (AL).

MINORS: Was named the A's Organizational Pitcher of the Year after combining for a 3-2 record, 12 saves and a 0.74 ERA in a career-high 47 relief appearances with Midland and Nashville...began the season with the RockHounds and went 3-1 with all 12 of his saves and a 0.60 ERA in 35 relief appearances...was named to the Texas League Midseason and Postseason All-Star Teams and earned a July 28 promotion to Nashville...went 0-1 with a 1.13 ERA in 12 games in his Triple-A debut...overall, converted all 12 of his save opportunities and ranked second in the A's farm system in saves...struck out 73 batters in 61.0 innings (10.77 per nine innings) and walked just 16 for a strikeout-to-walk ratio of 4.56...surrendered just two home runs, an average of 0.30 per nine innings...opponents hit .180, including .117 (15-for-128) by right-handed hitters compared to .270 (24-for-89) by left-handers...had 53 strikeouts and just two walks against righties compared to 20 strikeouts and 14 walks against lefties...both of the home runs he allowed were solo shots and opponents hit .218 with the bases empty compared to .119 with runners on base...had a .118 opponents average with runners in scoring position, including .069 with RISP and two outs...batters leading off an inning hit .125 with a .140 on-base percentage...allowed 6-of-17 (35.3%) inherited runners to score...tossed at least one inning in 42 of his 47 games, including a season-high 2.0 innings 14 times...never allowed more than one run in a game...did not allow a run

at home with Midland (18 games and 21.2 innings)...started the season with a 13-game, 21.1-inning scoreless streak through May 21...allowed a run in the ninth inning of a 6-2 win at Corpus Christi May 24 and then went another 13 games and 15.1 innings without yielding a run...had a 0.24 ERA over his first 27 games through July 6...then logged a 2.45 ERA over his final eight Double-A contests...walked two batters in 2.0 innings June 4 at Tulsa, his only outing with more than one walk...pitched a scoreless sixth inning for the South All-Stars in the Texas League All-Star Game at Corpus Christi June 30 (1 h)...allowed his first home run of the season July 20 at Corpus Christi, snapping a season-opening 32-game, 42.1-inning, 148-at bat homerless streak...was promoted to Nashville July 28 and struck out a season-high five batters in 2.0 innings in his Triple-A debut that day against Iowa...allowed a run against the Cubs but followed that with a 10-game, 13.1-inning scoreless streak from July 31 to Aug. 27...then surrendered a run in his final outing with Nashville Aug. 30 at Tacoma.

CAREER

2014—Spent the entire season at Double-A Midland and was 5-5 with six saves and a 2.88 ERA in 40 relief appearances...struck out 61 batters in 56.1 innings and his average of 9.75 strikeouts per nine innings ranked third among Texas League relievers...had a 6.48 ERA over his first 12 games through May 17...then posted a 1.36 ERA over his final 28 appearances...allowed a .240 opponents batting average, including .187 against right-handed hitters compared to .333 against left-handers...had a .523 OPS against righties, .956 against lefties...yielded a .185 average with runners in scoring positions...allowed 6-of-23 (26.1%) inherited runners to score...was 6-for-9 (66.7%) in save opportunities...logged more than one inning in 21 of his 40 appearances, including two or more 10 times...tossed a season-high 2.2 scoreless innings in the second game of a doubleheader April 15 at Northwest Arkansas...struck out a season-high four batters May 6 at Frisco and May 30 at Tulsa...had a season-best 9.2-inning scoreless streak from June 21 to July 10...compiled a 0.96 ERA in six games in June...then logged a 1.32 ERA in 10 games in July...had three saves over a four-game stretch from July 3 to 12...his other three saves came over his final four appearances beginning Aug. 22...had a win and did not allow a run in five post-season appearances (4.0 ip, 6 h, 2 so) to help Midland to the Texas League Championship.

2013—Pitched for three different teams in the A's farm system and combined for a 2-5 record, 19 saves and a 2.40 ERA in 45 relief appearances with Single-A Beloit, Single-A Stockton and Double-A Midland...the saves were a career-high and ranked second among all A's minor leaguers...had just two blown saves for a save percentage of 90.4...struck out a career-high 78 batters in 60.0 innings (11.70 per nine innings) and walked just nine (1.35 per nine innings) for a strikeout-to-walk ratio of 6.67...surrendered three home runs, an average of 0.45 per nine innings...had a .199 opponents batting average, including .177 by right-handed hitters...began the season at Beloit and went 1-1 with 12 saves and a 2.10 ERA in 20 appearances...was named to the Midwest League Midseason All-Star team...converted all 12 of his save opportunities...had a 13-game, 15.2-inning scoreless streak from April 22 to May 31...was promoted to Stockton June 20 and went 1-3 with six saves and a 1.59 ERA in 15 games with the Ports...struck out a season-high seven batters in 3.0 innings July 5 against Modesto...was moved up to Midland July 30 and was 0-1 with a save and a 4.63 ERA in 10 games in his Double-A debut...pitched for Mesa in the Arizona Fall League following the season and went 0-1 with two saves and a 4.91 ERA in 10 appearances.

2012—Began his career with the A's affiliate in the Arizona Rookie League and went 2-0 with a save and a 1.42 ERA in four relief appearances...was transferred to Short Season Single-A Vermont July 5 and compiled a 3-1 record, four saves and a 2.84 ERA in 17 games...combined to go 5-1 with five saves and a 2.56 ERA in 21 games overall...struck out 47 in 31.2 innings (13.36 per nine innings)...allowed a .224 opponents batting average, including .211 against right-handed hitters compared to .295 against left-handers...picked up the win his pro debut June 22 against the Brewers (1.0 ip, 3 so)...recorded his first save with 2.0 scoreless innings July 2 against the Padres

PERSONAL/MISCELLANEOUS

Ryan Christopher Dull was originally signed by A's scout Neil Avent...graduated from UNC-Asheville...completed his college career ranked second on the Bulldogs career list in strikeouts (238) and games started (51) and fifth in wins (16)...graduated from East Forsyth HS where he went 11-1 with a 0.58 ERA and 103 strikeouts as a senior...earned All-State honors and was named Forsyth County Player of the Year.

LIFETIME PITCHING RECORD

Year	Club	W	L	ERA	G	GS	CG	SHO	SV	IP	H	R	ER	HR	HB	BB	IBB	SO	WP	BK
2012	AZL A's	2	0	1.42	4	0	0	0	1	6.1	3	1	1	0	1	3	0	13	1	0
	Vermont	3	1	2.84	17	0	0	0	4	25.1	26	10	8	2	1	6	1	34	4	0
2013	Beloit	1	1	2.10	20	0	0	0	12	25.2	16	6	6	1	0	3	0	35	2	0
	Stockton	1	3	1.59	15	0	0	0	6	22.2	13	4	4	0	1	3	1	31	1	0
	Midland	0	1	4.63	10	0	0	0	1	11.2	15	9	6	2	0	3	0	12	2	0
2014	Midland	5	5	2.88	40	0	0	0	6	56.1	52	24	18	6	3	15	4	61	5	1
2015	Midland	3	1	0.60	35	0	0	0	12	45.0	29	3	3	1	0	13	1	52	0	0
	Nashville	0	1	1.13	12	0	0	0	0	16.0	10	2	2	1	0	3	1	21	0	0
	OAKLAND	1	2	4.24	13	0	0	0	1	17.0	12	8	8	4	0	6	1	16	0	0
ML Totals		1	2	4.24	13	0	0	0	1	17.0	12	8	8	4	0	6	1	16	0	0
Minor League Totals		15	13	2.07	153	0	0	0	42	209.0	164	59	48	13	6	49	8	259	15	1

CAREER TRANSACTIONS

2012 — Selected by the Oakland Athletics organization in the 32nd round of the First-Year Player Draft.

VS. THE AMERICAN LEAGUE

2015	CAREER													
ERA	W	L	S	G	IP	ER	vs. TEAM	ERA	W	L	S	G	IP	ER
0.00	0	0	0	1	1.0	0	Chicago	0.00	0	0	0	1	1.0	0
0.00	0	0	1	2	4.0	0	Houston	0.00	0	0	1	2	4.0	0
2.45	1	0	0	3	3.2	1	Los Angeles	2.45	1	0	0	3	3.2	1
2.25	0	1	0	4	4.0	1	Seattle	2.25	0	1	0	4	4.0	1
0.00	0	0	0	1	2.0	0	Texas	0.00	0	0	0	1	2.0	0

BALLPARK BREAKDOWN

	ERA	W	L	S	G	IP	ER
Angel Stadium	5.40	1	0	0	1	1.2	1
Globe Life Arlington	0.00	0	0	0	1	2.0	0
Minute Maid Park	0.00	0	0	1	1	2.0	0
O.co Coliseum	6.48	0	1	0	7	8.1	6
Safeco Field	4.50	0	1	0	2	2.0	1
U.S. Cellular Field	0.00	0	0	0	1	1.0	0

VS. THE NATIONAL LEAGUE

2015	CAREER													
ERA	W	L	S	G	IP	ER	vs. TEAM	ERA	W	L	S	G	IP	ER
23.14	0	1	0	2	2.1	6	San Francisco	23.14	0	1	0	2	2.1	6

FIELDING STATISTICS

Pitcher	Year	Pct.	G	PO	A	E	TC	DP
	2015	—	13	0	0	0	0	0
	Totals	—	13	0	0	0	0	0

MONTHLY BREAKDOWN

2015	CAREER													
ERA	W	L	S	G	IP	ER	by MONTH	ERA	W	L	S	G	IP	ER
4.20	1	1	1	1	15.0	7	September	4.20	1	1	1	1	15.0	7
4.50	0	1	0	2	2.0	1	October	4.50	0	1	0	2	2.0	1

PITCHING BREAKDOWN

2015	CAREER													
ERA	W	L	S	G	IP	ER	by CATEGORY	ERA	W	L	S	G	IP	ER
6.48	0	1	0	7	8.1	6	Home	6.48	0	1	0	7	8.1	6
2.08	1	1	1	6	8.2	2	Away	2.08	1	1	1	6	8.2	2
10.13	1	2	0	5	5.1	6	Day	10.13	1	2	0	5	5.1	6
1.54	0	0	1	8	11.2	2	Night	1.54	0	0	1	8	11.2	2
—	0	0	0	0	0.0	0	Pre-ASG	—	0	0	0	0	0.0	0
4.24	1	2	1	13	17.0	8	Post-ASG	4.24	1	2	1	13	17.0	8
—	0	0	0	0	0.0	0	Starter	—	0	0	0	0	0.0	0
4.24	1	2	1	13	17.0	8	Reliever	4.24	1	2	1	13	17.0	8

DULL'S CAREER BESTS

Low Hit Complete Game: None
Innings Pitched: 2.0 (three times), last: September 18, 2015 at Houston
Strikeouts: 3, September 12, 2015 at Texas
Pitches: 32, September 12, 2015 at Texas
Longest Winning Streak: 1, September 30, 2015
Longest Losing Streak: 1 (twice), last: October 4, 2015 to present
Longest Scoreless Streak: 11.0, September 1 to 18, 2015

YOUNGEST OAKLAND OPENING DAY STARTING PITCHERS

Age	Pitcher	Year	Opponent	Result
21 years, 251 days	Vida Blue	1971	at Washington	(L, 1.2 ip, 3 h, 4 r, 1 er, 4 bb, 2 so)
22 years, 2 days	Jim Hunter	1968	at Baltimore	(L, 6.0 ip, 7 h, 2 r, 2 er, 1 bb, 3 so)
23 years, 31 days	Trevor Cahill	2011	Seattle	(ND, 4.2 ip, 4 h, 1 r, 1 er, 4 bb, 8 so)
23 years, 314 days	John Odom	1969	Chicago	(W, 9.0 ip, 3 h, 2 r, 2 er, 1 bb, 6 so)
24 years, 143 days	Sonny Gray	2014	Cleveland	(ND, 6.0 ip, 5 h, 0 r, 0 er, 3 bb, 7 so)

OUTFIELDER**Height/Weight:** 6-4 / 225**Bats/Throws:** Right / Right**Birthdate:** December 2, 1988**Opening Day Age:** 27**Birthplace/Resides:** San Diego, California / Jupiter, Florida**Major League Service:** None**Obtained:** Acquired from Kansas City for Billy Burns, July 30, 2016**Contract Status:** First year of a one-year contract through 2016**CAREER HIGHLIGHTS**

Was selected in the 2nd round of the 2010 First-Year Player Draft by Kansas City and is a .240 hitter with 73 home runs and 236 RBI in 500 games in five seasons in the Royals farm system...received the Frank White Award as the organization's top fielder in 2012 at Single-A Wilmington...was rated as having the Best Outfield Arm in the Royals organization by *Baseball America* in 2012, 2013, 2014... was listed at #10 on the Royals Top Prospects list by the magazine in 2011...was originally selected by Houston in the fourth round of the 2007 draft out of high school but did not sign and attended the University of Arkansas.

2015 HIGHLIGHTS

Spent the entire season with Triple-A Omaha, where he batted .303 with 23 doubles, 19 homers and 81 RBI...set career highs in hits (118), total bases (200), RBI and slugging percentage (.514)...ranked ninth in the Pacific Coast League in RBI, slugging percentage and OPS (.878) and finished 14th in batting average...batted .348 with runners in scoring position and was 5-for-10 (.500) with a double and a homer with the bases loaded...hit .321 with 13 doubles and eight homers after the All-Star break... batted .380 during the month of July with nine doubles, a triple and seven homers...followed that up batting .326 in August.

CAREER

2014—Spent most of the season at Triple-A Omaha where he batted .241 with seven home runs and 27 RBI in 74 games...missed two months of the season after suffering a separated shoulder at the end of June...was sent to Single-A Wilmington following the injury and hit .220 with a home run and three RBI in 13 games...returned to Omaha Sept. 1...played in nine of Omaha's 10 postseason games, batting .207 (6-for-29) with two doubles, a homer and five runs scored...went 2-for-4 with a double and a homer in the Chasers' Game #4 win of the Pacific Coast League Championship Series...was rated as having the Best Outfield Arm in the Royals organization by *Baseball America*...collected a career-best five hits, going 5-for-5 with two homers and nine RBI on April 9 at Memphis

2013—Spent the season at Double-A Northwest Arkansas and batted .243 with 19 home runs and 41 RBI in 1114 games...ranked third in the Texas League in triples (9), tied for fourth in runs (74) and tied for eighth in homers...tabbed an MiLB.com Organizational All-Star and was named Texas League Player of the Week, April 22 and July 15...was rated as having the Best Outfield Arm in the Royals organization by *Baseball America*.

2012—Played the entire season at Single-A Wilmington and hit .196 with 15 home runs and 53 RBI in 120 games...ranked fourth in the Carolina League in walks (57), tied for seventh in triples (5) and tied for ninth in home runs...earned Frank White Award for the organization's top fielder...was rated as having the Best Outfield Arm in the Royals organization by *Baseball America*.

2011—Made his professional debut at Single-A Kane County and hit .213 with 12 home runs and 31 RBI in 76 games...rated as the 10th-best prospect in the Kansas City organization by *Baseball America*.

PERSONAL/MISCELLANEOUS

Brett William Eibner was originally signed by Royals scout Lloyd Simmons...graduated from The Woodlands (Texas) High School in 2007...helped his school win the 5A state title and earn a No. 1

ranking in USA Today's Super 25 baseball rankings...batted .417 during senior year, to go with a 5-0 pitching record...attended the University of Arkansas...led the Razorbacks in RBI (48) as a freshman, becoming the first to do this since former Royal Jeff King in 1984...named a Freshman All-American by Baseball America in 2008...helped the Razorbacks reach the College World Series during sophomore season (2009)...batted .333 with 22 home runs as a junior in 2010...named to Ping! Baseball All-America second team.

LIFETIME PLAYING RECORD

Year	Club	AVG.	G	AB	R	H	2B	3B	HR	RBI	SH	SF	HP	BB	SO	SB	CS	SLG	OBP	E
2011	Kane County	.213	76	272	46	58	13	2	12	31	0	0	4	48	90	2	3	.408	.340	1
2012	Wilmington	.196	120	423	60	83	26	5	15	53	1	0	5	57	165	5	2	.388	.299	6
2013	NW Arkansas	.243	114	441	74	107	17	9	19	41	1	3	6	53	149	7	3	.451	.330	3
2014	Omaha	.241	74	274	42	66	13	2	7	27	2	3	2	30	78	5	2	.380	.317	2
	Wilmington	.220	13	41	5	9	3	0	1	3	0	0	0	10	16	3	2	.366	.373	1
2015	Omaha	.303	103	389	65	118	23	1	19	81	2	2	0	38	79	10	0	.514	.364	3
Minor League Totals		.240	500	1840	292	441	95	19	73	236	6	8	17	236	577	32	12	.431	.330	16

CAREER TRANSACTIONS

2007 — Selected by the Houston Astros organization in the fourth round of the free agent draft; did not sign. **2010** — Selected by the Kansas City Royals organization in the 2nd round of the First-Year Player Draft. **2016** — Traded to the Oakland Athletics for outfielder Billy Burns, July 30.

**OUTFIELDER****Height/Weight:** 5-9 / 180**Bats/Throws:** Left / Left**Birthdate:** November 20, 1981**Opening Day Age:** 34**Birthplace/Resides:** Durham, New Hampshire / Jupiter, Florida**Major League Service:** 5 years, 140 days**Obtained:** Acquired from the Minnesota Twins for Tommy Milone, July 31, 2014**Contract Status:** First year of a one-year contract through 2016**CAREER HIGHLIGHTS**

Is a .227 career hitter with 12 home runs and 112 RBI in 599 games over eight seasons in the majors with Chicago-NL (2007, 09-10), Tampa Bay (2011-13), Oakland (2014-15) and Minnesota (2014)... also has 67 stolen bases... began the 2014 season with the A's, was claimed off waivers by Minnesota in mid-April and then returned to Oakland at the trading deadline... missed the first 96 games of the 2012 season after surgery to repair ligaments in his right wrist... traded to Tampa Bay by the Cubs as part of a seven-player trade, Jan. 8, 2011... made his Major League debut with Chicago in 2007 during a September call-up and then played in the Arizona Fall League following the season, earning MVP honors... posted his best batting average with the Cubs, a .299 mark in 65 games in 2009.

2015 HIGHLIGHTS

Spent the entire season on the A's roster and hit .197 in a career-high 120 games... the batting average was fourth lowest in the American League and in Oakland history among players with 300 or more plate appearances... it was the lowest in his six seasons with 20 or more games played... made 65 of his 75 starts in games in which the opponent started a right-handed pitcher... hit .214 (52-for-243) against right-handed pitchers compared to .106 (5-for-47) against left-handers... was successful in 9-of-12 stolen base attempts and is now 18-for-22 (81.8%) in two seasons with the A's... batted .305 over his first 17 games, .092 over a 33-game stretch from April 25 to June 6, .314 over a 15-game stretch from June 7 to 27 and .175 over his final 55 games... hit .238 at night, .136 during the day... is a .262 (210-for-803) career hitter at night compared to .178 (98-for-551) during the day... was 5-for-12 (.417) with 10 RBI with the bases loaded... batted .233 against AL West competition, .160 against all other teams... had a .256 batting average when leading off an inning... started games at all three outfield positions (35 in center field, 31 in left field, nine in right field) and had a career-high 11 assists, which tied for seventh among AL outfielders... tied for fifth in double plays (3)... committed four errors in 108 games overall in the outfield for a .981 fielding percentage... went 1-for-12 (.083) with a walk as a pinch hitter... saw his most action batting ninth (27 starts) and first (26 starts).

OAKLAND: Tripled in each of his first two games for the second consecutive season... got off to a quick start as he went 12-for-32 (.375) with five multiple hit games over his first eight contests... collected a season-high three hits April 10 against Seattle and had two double games April 12 against the Mariners and April 14 at Houston... hit safely in four straight games from April 12 to 15 (6-for-16, .375), which was his longest hitting streak of the season... batted .104 over a 26-game stretch from April 17 to May 18... that included a career-high tying 0-for-18 streak from April 25 to 30 (also April 27-30, 2011)... finished April with three triples, which matched the most by an Athletic in the month of April since at least 1914 (15th time, last: Coco Crisp in 2011)... did not have a triple the rest of the season... hit .113 in May, which was the second lowest May batting average in Oakland history among players with 50 or more plate appearances... the lowest is .044 by Coco Crisp, also in 2015... matched his season high with three hits June 11 against Texas and hit .314 over a 15-game stretch from June 11 to 28... then went 1-for-11 (.091) over his next 13 games from June 29 to July 22... compiled his best batting average in June with a mark of .267... then hit .174 in July and .140 in August... hit his first home run of the season July 5 against Seattle, snapping a 66-game homerless streak dating back to Sept. 14, 2014... it was the second longest homerless streak of his career (119, May 28, 2011-June 6, 2013)... hit his second home run Aug. 15 at Baltimore, snapping a career-high tying 0-for-18 slump.

CAREER

2014—Began the season with the A's, was claimed off waivers by Minnesota in mid-April and then returned to Oakland at the trading deadline...hit .274 with one home run, 17 RBI and 12 stolen bases in 53 games with the Twins and .209 with three home runs, 19 RBI and nine stolen bases in 60 games with the A's...batted .239 in 113 games overall...had career highs in hits (84), home runs (4), RBI (36), walks (43), stolen bases (21), strikeouts (63) and at bats (351)...was successful in 21-of-25 (84.0%) stolen base attempts, which tied for the ninth best percentage in the American League...stole third six times, which tied for seventh in the AL...batted .298 with runners on base compared to .200 with the bases empty...hit all four of his home runs against right-handed pitchers on the road...batted .185 in the Coliseum, .263 in all other ballparks...hit .165 with a .252 on-base percentage when leading off an inning...10 of his 36 RBI gave his team the lead, including seven of 19 with the A's...started 58 games in center field (including 21 with the A's), 23 in left field (15 with the A's) and 14 in right field (10 with the A's)...had seven assists in 107 games overall in the outfield...five came as a center fielder, which tied for fifth among AL center fielders...made two errors, but had none in 54 games with Oakland...went 2-for-9 (.222) with a RBI as a pinch hitter...both of the hits were doubles...tied for second among AL pinch hitters in doubles...started games at every spot in the order except third through sixth and saw his most action with 26 starts batting ninth and 26 batting second...hit .318 from the nine spot in the order, .214 in all other spots...was on the A's Opening Day roster and tripled in each of his first two games April 2 against Cleveland and April 3 against Seattle...is the first player to triple in each of his first two games with the A's since Bob Dillinger did it with the Philadelphia A's, April 18-19, 1950...was 6-for-30 (.200) with five runs, two triples, a home run, four RBI and three walks in seven games with the A's when he was designated for assignment April 12 when Craig Gentry was reinstated from the disabled list...was claimed off waivers by Minnesota April 20...had three straight multiple hit games from April 23 to 25 to start his Twins career...became the fourth player in Minnesota history to begin his career with at least three straight multiple hit games...went 7-for-14 (.500) with three doubles and three RBI over that stretch...had a career-high tying two doubles April 24 at Tampa Bay...hit safely in each of his first five games with the Twins (9-for-21, .429), giving him a .294 batting average in 12 games overall in April...was on the disabled list from May 8 to June 12 with a concussion...went 6-for-14 (.429) with two doubles, a home run and two RBI during a four-game rehab assignment with Double-A New Britain from June 7 to 11...matched his career-high with two doubles June 22 against Chicago (AL)...hit safely in a career-high tying six consecutive games from July 1 to 6 (9-for-21, .429), went 0 for 3 on July 7, and then had another six-game hitting streak from July 8 to 13...was 9-for-16 (.563) with eight walks (.680 on-base percentage) during the second streak...went 22-for-60 (.367) with 15 walks and a .487 on-base percentage over his final 21 games with the Twins beginning July 3...had a career-high streak of seven consecutive games with a walk from July 9 to 20 (10 walks total)...stole two bases July 8 at Seattle, his lone multi-steal game with the Twins...finished July with a .358 batting average and a Major League leading .476 on-base percentage...topped the AL in walks (16) in July...was reacquired by the A's July 31 in a trade for Tommy Milone...hit .210 with two home runs, 15 RBI and eight stolen bases in 53 games during his second stint with the A's...stole two bases Aug. 4 against Tampa Bay and Aug. 30 at Los Angeles (AL)...now has seven career multi-steal games...grounded into his first double play of the season Aug. 22 against Los Angeles (AL), snapping a career-high streak of 87 consecutive games without a GIDP dating back to Aug. 24, 2013...lined out as a pinch hitter Sept. 5 against Houston in his 1000th career at bat...batted .173 in 25 games in September but drove in 10 runs...went 2-for-5 with a walk in a start in left field in the Wild Card game at Kansas City Sept. 30.

2013—Completed his sixth major league season and third with the Rays...appeared in 119 games and made 48 starts (20 in center field, 17 in left field, 11 in right field)...was one of six AL outfielders to start at least 10 games at all three outfield positions...of his 48 starts, 21 were against left-handed pitchers...batted .273 against lefties but only .155 vs. right-handers...became the third position player to pitch in Rays franchise history Sept. 2 at Los Angeles (AL), joining Josh Wilson in 2007 and Wade Boggs in 1999...retired J.B. Shuck on five pitches to end the eighth and was clocked between 86-88 mph...it was his first time pitching since high school...of his five RBI in August and September, four of them came on three go-ahead hits in the 6th inning or later: Aug. 16 against Toronto's R.A. Dickey (RBI single), Aug. 7 at Arizona (two-run single off Joe Thatcher) and Aug. 4 against San Francisco (RBI single off Jose Mijares)...prior to those, hadn't recorded a go-ahead RBI since June 18, 2011 against Florida...both his home runs came in June...his blast June 9 against Baltimore was his first homer since May 27, 2011 against Cleveland...homed off Esmil Rogers June 24 against Toronto, capping the second back-to-back-to-back home runs in Rays history...followed James Loney and Wil Myers...made his

first career Opening Day start, in right field against Baltimore...made the Opening Day roster for only the second time in his six major league seasons (2011 Rays)...appeared in two postseason games for the Rays...entered the Wild Card game at Cleveland as a pinch runner in the seventh inning, remained in the game as a center fielder and then struck out in the ninth inning...also pinch ran in Game 3 of the ALDS against Boston and scored a run.

2012—Missed the first 96 games of the season while recovering from surgery to repair ligaments in his right wrist, an injury he incurred during spring training...underwent surgery April 3 and was reinstated on July 24...after rejoining the club, he played in 44 of the team's last 66 games, including 23 starts (11 in right field, nine in left field, three in center field)...batted .255 with seven stolen bases and 14 runs scored...hit .300 in 27 games on the road...batted .372 when playing right field...went 5-for-16 (.313) with runners in scoring position...was sidelined early in spring training with inflammation in his right wrist...appeared in nine spring training games before exiting the game March 23 against Toronto when he injured the wrist on a swing...Dr. Thomas Graham performed surgery to repair the ligaments April 3 in Cleveland...became the second player in Rays history to record three hits in a game he didn't start Aug. 28 at Texas, joining Aaron Ledesma who went 3-for-4 Aug. 29, 1998 at Detroit (Game 1)...sustained a mild right hamstring strain Sept. 16 at New York (AL), causing him to miss nine games...appeared in 10 games on a rehab assignment between Single-A Charlotte and Triple-A Durham beginning July 7.

2011—Spent the entire 2011 season with the Rays, his first full year in the majors...was one of three finalists among American League left fielders for a Gold Glove despite making only 76 outfield starts (68 in left field, four in center field, four in right field)...started 66 of the Rays first 99 games through July 22, but only 11 of the last 63...led AL pinch hitters in hits (6), walks (6) and on-base percentage (.571)...stole 20 bases in 28 attempts...his 10 steals in April tied for the AL lead...was leading the AL in batting average (.366) and stolen bases (9) on April 22 to become the first player to lead the AL in both categories on that date since Baltimore's Luis Aparicio in 1963...established career highs in hits (4, all for extra bases), RBI (3), runs (3) and total bases (11) in his Fenway Park debut April 11...his four extra-base hits tied the Rays franchise record...the four extra-base hits and 11 total bases set an all-time record for a Fenway Park debut (visiting or Red Sox player)...became the third leadoff hitter ever to record four extra-base hits at Fenway Park, joining Wade Boggs (July 25, 1989 against Kansas City) and Lou Whitaker (Detroit, June 8, 1983)...capped a five-run rally in the ninth inning with a walk-off RBI triple off Joakim Soria Aug. 10 vs. Kansas City...drove in the tying run, and scored the winning run on the same play on an error for the first-ever Rays win on a walk-off triple...it was his first career walk-off hit...on June 20 at Milwaukee, pinch-hit and then took the mound after the inning but had not yet thrown a pitch when Cesar Ramos replaced him...did not count as an official appearance...played in three games for the Rays in the 2011 ALDS vs. Texas, all as a defensive replacement...went 0-for-3 at the plate.

2010—Spent the majority of the season at Triple-A Iowa where he led the club with nine triples and was second in walks (66) and steals (21)...hit .272 with a .394 on-base percentage in 112 games...joined the parent club briefly in August and again in September, making a total of five starts for the Cubs...recalled Aug. 19 and appeared in three games without a start before he optioned back Aug. 22...returned Sept. 7 and hit .143 in 19 games overall with Chicago...made 88 starts for Iowa, all in center field...hit leadoff in all but two of those games...his ratio of 66 walks to 37 strikeouts was the second best in all of Triple-A...batted .302 in the final 47 games of the season with Iowa...drew 20 walks in 23 games in August for a .436 on-base percentage.

2009—Batted .299 in 65 games over three stints with Chicago (NL)...was with the Cubs from June 29 to July 5, July 11 to 17 and July 31 through the end of the season...made 22 starts (18 in center field, four in left field)...finished first in on-base percentage (.409) and fourth in batting among National League rookies with 100 or more plate appearances...batted .355 with a .459 on-base percentage in September...recorded his first major league hit July 1 at Pittsburgh, a first-inning double off Virgil Vasquez...went 101 big league at-bats without an RBI before homering in the season finale, Oct. 4 against Arizona off Doug Davis...also hit .284 with 10 triples in 84 games with Triple-A Iowa...struck out just once every 15.42 plate appearances, which was the seventh best figure in minor league baseball.

2008—Began the season at Triple-A Iowa, but was hitting just .188 May 1...lifted his average to .222 over his first 22 games before he was assigned to Double-A Tennessee May 16...went 1-for-26 his first

week with the Smokies, then went on to hit .291 the rest of the season...hit .271 in 85 games at Double-A and combined for a .264 average in 105 games overall...played for Aragua in the Venezuelan Winter League following the season and hit .322 in 57 games...added 36 walks for a .425 on-base percentage and slugged .513...tied for the league lead in triples (5) and tied for second in runs (43) and walks.

2007—Made his major league debut Sept. 5 against Los Angeles (NL) as a defensive replacement in center field, one day after he was recalled by the Cubs...appeared in eight games, including six as a pinch runner, before he finally got a plate appearance...was 0-for-3 in his only start, Sept. 29 against Cincinnati, and finished with only nine plate appearances...seven of his 14 appearances were as a pinch-runner...was named Arizona Fall League MVP after batting .402 in 29 games for the Mesa Solar Sox...led the league in hits (43), doubles (11), total bases (67), on-base percentage (.492), slugging (.626) and OPS (1.118)...was also named the winner of the Dernel Stenson Sportsmanship Award, presented annually to the AFL player who best exemplifies unselfishness, hard work and leadership.

2006—Spent the entire season at Dayton and hit .300 for the second consecutive year...appeared in just 89 games due to two stints on the disabled list...was out from June 23 to July 7 with a strained left shoulder and July 30 to September 3 with a strained left hip.

2005—Hit .300 in 125 games in his professional debut with Peoria...hit .179 his first month, then batted .322 the rest of the season.

PERSONAL/MISCELLANEOUS

Samuel Babson Fuld was originally signed by Cubs' scouts Steve Hinton and Steve Fuller...graduated from Exeter Academy in New Hampshire...listed 19th among the 100 Top High School Prospects of 2000 by *Baseball America* and selected as the New Hampshire 2000 Gatorade High School Player of the Year...was a two-time All-American and a three-time All-Pac-10 center fielder at Stanford...graduated with a degree in economics...has lived with Type 1 diabetes since he was 10...has hosted an annual Sam Fuld Diabetes Camp for young diabetes patients in conjunction with the University of South Florida Diabetes Center...also hosts annual SLAMDiabetes Sam Fuld Classic Wiffle Ball Tournament in Tampa...interned with Stats Inc. in the fall of 2005 after playing for Peoria in the Midwest League...was inducted into the Cape Cod Baseball League Hall of Fame in 2014...he and his wife, Sarah, have three children, Charles, Jane and William.

LIFETIME PLAYING RECORD

Year	Club	AVG.	G	AB	R	H	2B	3B	HR	RBI	SH	SF	HP	BB	SO	SB	CS	SLG	OBP	E
2005	Peoria	.300	125	443	82	133	32	6	5	37	4	4	7	50	44	18	11	.433	.377	6
2006	Daytona	.300	89	353	63	106	19	6	4	40	6	1	5	40	54	22	3	.422	.378	2
2007	Tennessee	.290	90	335	56	97	23	2	2	27	8	3	5	41	38	10	3	.388	.372	3
	Iowa	.269	14	52	13	14	4	1	1	2	0	0	2	9	5	2	0	.442	.397	1
	CHICAGO (NL)	.000	14	6	3	0	0	0	0	0	0	0	0	3	3	0	0	.000	.333	0
2008	Iowa	.222	20	63	11	14	3	0	1	4	5	0	0	8	12	3	2	.317	.310	0
	Tennessee	.271	85	339	48	92	16	3	5	48	1	4	3	50	40	7	8	.381	.366	4
2009	Iowa	.284	84	328	62	93	17	10	2	33	1	2	1	38	24	23	5	.415	.358	4
	CHICAGO (NL)	.299	65	97	17	29	6	1	1	2	0	0	1	17	10	2	1	.412	.409	1
2010	Iowa	.272	112	368	69	100	15	9	4	27	1	3	2	66	37	21	9	.394	.383	1
	CHICAGO (NL)	.143	19	28	3	4	1	0	0	3	0	0	0	3	5	0	0	.179	.226	0
2011	TAMPA BAY	.240	105	308	41	74	18	5	3	27	4	1	1	32	49	20	8	.360	.313	3
2012	Charlotte	.154	5	13	0	2	0	0	0	0	0	0	0	2	3	0	1	.154	.267	0
	Durham	.167	5	18	0	3	1	0	0	0	0	0	0	3	3	0	1	.222	.286	0
	TAMPA BAY	.255	44	98	14	25	3	2	0	5	0	0	1	8	14	7	2	.327	.318	1
2013	TAMPA BAY	.199	118	176	25	35	0	3	2	17	4	2	1	17	28	8	2	.267	.270	1
2014	OAKLAND	.209	60	187	25	39	6	4	3	19	3	0	0	17	34	9	1	.332	.275	0
	MINNESOTA	.274	53	164	15	45	10	0	1	17	3	2	0	26	29	12	3	.354	.370	2
	New Britain	.429	4	14	4	6	2	0	1	2	0	0	0	2	1	0	0	.786	.500	1
2015	OAKLAND	.197	120	290	34	57	16	3	2	22	2	1	2	30	55	9	3	.293	.276	4
AL Totals		.225	501	1223	154	275	53	17	11	107	16	6	5	130	209	65	19	.323	.301	11
NL Totals		.252	98	131	23	33	7	1	1	5	0	0	1	23	18	2	1	.344	.368	1
ML Totals		.227	599	1354	177	308	60	18	12	112	16	6	6	153	227	67	20	.325	.307	12

LIFETIME PITCHING RECORD

Year	Club	W	L	ERA	G	GS	CG	SHO	SV	IP	H	R	ER	HR	HB	BB	IBB	SO	WP	BK
2013	TAMPA BAY	0	0	0.00	1	0	0	0	0	0.1	0	0	0	0	0	0	0	0	0	0

CAREER TRANSACTIONS

2003 — Selected by the Chicago Cubs organization in the 24th round of the First-Year Player Draft; did not sign. **2004** — Selected by the Chicago Cubs organization in the 10th round of the First-Year Player Draft. **2011** — Traded to the Tampa Bay Rays with pitcher Chris Archer, catcher Robinson Chirinos, infielder Hak-Ju Lee and outfielder Brandon Guyer for pitchers Matt Garza and Zach Rosscup and outfielder Fernando Perez, January 8. **2012** — On the disabled list, April 4 to July 23; included rehabilitation assignments to Charlotte, July 7 to 15, and Durham, July 16 to 23. **2013** — Elected free agency (contract non-tender), December 2. **2014** — Signed by the Oakland Athletics to a minor league contract, February 5. Claimed off waivers by Minnesota, April 20. On the disabled list, May 8 to June 12; included rehabilitation assignment to New Britain, June 6 to 12. Traded to Oakland for pitcher Tommy Milone, July 31.

WILD CARD RECORD

Year	Club	AVG.	G	AB	R	H	2B	3B	HR	RBI	SH	SF	HP	BB	SO	SB	CS	SLG	OBP	E
2013	TB vs. CLE	.000	1	1	0	0	0	0	0	0	0	0	0	0	1	0	0	.000	.000	0
2014	OAK vs. KC	.400	1	5	1	2	0	0	0	0	0	0	0	1	1	0	0	.400	.500	0
Totals		.333	2	6	1	2	0	0	0	0	0	0	0	1	2	0	0	.333	.429	0

DIVISION SERIES RECORD

Year	Club	AVG.	G	AB	R	H	2B	3B	HR	RBI	SH	SF	HP	BB	SO	SB	CS	SLG	OBP	E
2011	TB vs. TEX	.000	3	3	0	0	0	0	0	0	0	0	0	0	1	0	0	.000	.000	0
2013	TB vs. BOS	—	1	0	1	0	0	0	0	0	0	0	0	0	0	0	0	—	—	0
Totals		.000	4	3	1	0	0	0	0	0	0	0	0	0	1	0	0	.000	.000	0

VS. THE AMERICAN LEAGUE

2015					CAREER					
AVG.	AB	H	HR	RBI	vs. TEAM	AVG.	AB	H	HR	RBI
.111	18	2	1	2	Baltimore	.142	106	15	2	7
.000	3	0	0	0	Boston	.238	42	10	1	6
.333	15	5	0	3	Chicago	.248	101	25	0	14
.200	15	3	0	1	Cleveland	.269	78	21	1	12
.143	14	2	0	1	Detroit	.189	53	10	0	3
.167	36	6	0	0	Houston	.222	63	14	1	4
.150	20	3	0	1	Kansas City	.244	82	20	0	4
.235	34	8	0	2	Los Angeles	.210	119	25	0	6
.000	5	0	0	0	Minnesota	.225	71	16	1	3
.000	3	0	0	0	New York	.275	69	19	1	7
—	0	0	0	0	Oakland	.238	21	5	0	1
.346	26	9	1	4	Seattle	.268	97	26	3	11
.125	16	2	0	2	Tampa Bay	.262	42	11	0	5
.220	50	11	0	2	Texas	.228	101	23	0	6
.000	4	0	0	0	Toronto	.171	82	14	1	6

VS. THE NATIONAL LEAGUE

2015					CAREER					
AVG.	AB	H	HR	RBI	by MONTH	AVG.	AB	H	HR	RBI
---	0	0	0	0	Arizona	.250	12	3	1	4
---	0	0	0	0	Atlanta	.250	4	1	0	0
---	0	0	0	0	Chicago	---	0	0	0	0
---	0	0	0	0	Cincinnati	.091	11	1	0	0
.000	2	0	0	0	Colorado	.368	19	7	0	2
.250	8	2	0	1	Los Angeles	.172	29	5	0	2
---	0	0	0	0	Miami	.182	22	4	0	2
---	0	0	0	0	Milwaukee	.250	12	3	0	0
---	0	0	0	0	New York	.214	14	3	0	1
---	0	0	0	0	Philadelphia	.167	12	2	0	0
---	0	0	0	0	Pittsburgh	.400	20	8	0	0
---	0	0	0	0	St. Louis	.200	20	4	0	2
.250	4	1	0	2	San Diego	.235	17	4	0	2
.176	17	3	0	1	San Francisco	.258	31	8	0	2
---	0	0	0	0	Washington	.250	4	1	0	0

MONTHLY BREAKDOWN

2015					CAREER					
AVG.	AB	H	HR	RBI	by MONTH	AVG.	AB	H	HR	RBI
.244	78	19	0	5	April	.258	267	69	2	21
.113	53	6	0	3	May	.144	201	29	2	20
.267	45	12	0	5	June	.239	155	37	2	14
.174	23	4	1	2	July	.292	212	62	2	20
.140	43	6	1	3	August	.226	274	62	2	16
.209	43	9	0	4	September	.205	220	45	1	19
.200	5	1	0	0	October	.160	25	4	1	2

BATTING BREAKDOWN

2015					CAREER					
AVG.	AB	H	HR	RBI	by CATEGORY	AVG.	AB	H	HR	RBI
.212	132	28	1	11	Home	.219	685	150	6	59
.184	158	29	1	11	Away	.236	669	158	6	53
.136	118	16	1	11	Day	.178	551	98	5	44
.238	172	41	1	11	Night	.262	803	210	7	68
.208	183	38	1	14	Pre-ASG	.234	713	167	8	65
.178	107	19	1	8	Post-ASG	.220	641	141	4	47
.106	47	5	1	4	vs. LHP	.231	350	81	3	37
.214	243	52	1	18	vs. RHP	.226	1004	227	9	75
.197	66	13	0	19	RISP	.230	305	70	1	91
.417	12	5	0	10	Bases Loaded	.324	34	11	0	26
.083	12	1	0	0	Pinch Hitter	.221	77	17	0	5
1.000	1	1	0	0	Designated Hitter	.429	14	6	0	0

BALLPARK BREAKDOWN

	AVG.	AB	H	HR	RBI
Angel Stadium	.271	59	16	0	3
AT&T Park	.313	16	5	0	0
Camden Yards	.214	42	9	1	4
Chase Field	.500	2	1	0	2
Citi Field	.375	8	3	0	0
Comerica Park	.115	26	3	0	2
Coors Field	.412	17	7	0	2
Dodger Stadium	.308	13	4	0	2
Fenway Park	.240	25	6	1	4
Globe Life Arlington	.179	56	10	0	2
Great American Ball Park	.000	5	0	0	0
Kauffman Stadium	.216	37	8	0	0
Miller Park	.500	2	1	0	0
Minute Maid Park	.293	41	12	1	4
Nationals Park	.333	3	1	0	0
O.co Coliseum	.202	252	51	1	20
PETCO Park	.167	6	1	0	0
PNC Park	.400	5	2	0	0
Progressive Field	.270	37	10	0	5
Rogers Centre	.209	43	9	0	3
Safeco Field	.268	56	15	2	5
Sun Life Stadium	.133	15	2	0	1
Target Field	.217	120	26	1	11
Tropicana Field	.226	319	72	4	31
Turner Field	.333	3	1	0	0
U.S. Cellular Field	.233	60	14	0	6
Wrigley Field	.258	66	17	1	4
Yankee Stadium	.100	20	2	0	1

FIELDING STATISTICS

Pitcher

YEAR	PCT.	G	PO	A	E	TC	DP
2013	---	1	0	0	0	0	0
Totals	---	1	0	0	0	0	0

Outfield

YEAR	PCT.	G	PO	A	E	TC	DP
2007	1.000	8	9	1	0	10	1
2009	.985	53	65	1	1	67	0
2010	1.000	14	23	0	0	23	0
2011	.985	87	190	5	3	198	0
2012	.981	33	51	2	1	54	0
2013	.992	105	126	2	1	129	1
2014	.993	107	282	7	2	291	2
2015	.981	108	191	11	4	206	3
Totals	.988	515	937	29	12	978	7

FULD'S CAREER BESTS

Hits: 4 (twice), last: April 18, 2011 vs. Chicago (AL)
Home Runs: 1 (12 times), last: August 15, 2015 at Baltimore
Runs Batted In: 3, April 11, 2011 at Boston
Stolen Bases: 3, April 7, 2011 at Chicago (AL); 2 (six times), last: August 30, 2014 at Los Angeles (AL)
Hitting Streak: 6 (three times), last: July 8 to 13, 2014
Hitless Streak (At Bats): 18 (three times), last: August 3 to 14, 2015
Game Ending RBI: None
Grand Slams: None
Pinch-Hit Home Runs: None.
Inside-The-Park Home Runs: None.
Lead Off Home Runs: None.

**RIGHT-HANDED PITCHER****Height/Weight:** 6-2 / 202**Bats/Throws:** Right / Right**Birthdate:** December 21, 1990**Opening Day Age:** 25**Birthplace/Resides:** Alexander City, Alabama / Alexander City, Alabama**Major League Service:** 1 year, 14 days**Obtained:** Acquired from Toronto with Brett Lawrie, Sean Nolin and Franklin Barreto for Josh Donaldson, November 28, 2014**Contract Status:** First year of a one-year contract through 2016**CAREER HIGHLIGHTS**

Was one of four players acquired from Toronto in the Josh Donaldson trade and went 6-9 with a 4.05 ERA in 21 starts over two stints with the A's before his season ended in late August due to an oblique injury...made his Major League debut with Toronto in 2014 in just his second professional season, compiling a 3.86 ERA in five relief appearances...is 17-10 with a 2.26 ERA (58 er in 231.1 ip) in 41 games, all starts, in three minor league seasons...has allowed just six home runs in 231.1 innings (0.23 per nine innings)...was a *Baseball America* Minor League Baseball First Team All-Star in 2014 after tying for third in the minors in wins (14)...also ranked fourth among full season minor leaguers in ERA (1.83)...was named the A's sixth best prospect by *Baseball America* following the Nov. 2014 trade to Oakland.

2015 HIGHLIGHTS

The rookie right-hander went 6-9 with a 4.05 ERA in 21 starts over two stints with the A's before his season ended in late August due to an oblique injury...was on the A's Opening Day roster and went 1-2 with an 8.27 ERA in four starts before he was optioned to Nashville April 26...was brought back May 23 and went 5-2 with a 1.78 ERA over his first nine starts following his return...then went 0-5 with a 5.82 ERA over his final eight starts beginning July 10...was placed on the 15-day disabled list Aug. 24 with a strained left oblique...tied for fourth among American League rookies in games started (21), ranked fifth in innings pitched (115.2), ninth in strikeouts (77) and tied for ninth in wins...had one of seven complete games by an AL rookie...allowed a .276 opponents batting average, including .275 (61-for-222) against lefties and .278 (65-for-234) against righties...surrendered 11 of his 15 home runs to righties but issued 24 of his 38 walks to lefties...had a .369 slugging percentage against lefties, .474 against righties...opponents hit .271 with the bases empty, .285 with runners on...10 of the 15 home runs he allowed were solo shots...yielded a .356 average against the opponents three, four and five hitters compared to .233 against all other hitters...had a .235 opponents average the first time through the lineup, .289 the second time and .317 after that...was 4-4 with a 3.22 ERA in 11 starts at night, 2-5 with a 5.08 ERA in 10 starts during the day...was 1-9 in 13 starts with two runs of support or fewer, 5-0 in eight starts with three runs of support or more...walked two batters or fewer in 16 of his 21 starts.

OAKLAND: Was on the A's Opening Day roster and made his first Major League start April 9 against Texas...was the losing pitcher in the A's 10-1 loss...yielded a career-high eight runs in 3.1 innings to become the fourth pitcher in Oakland history to allow eight or more runs in his A's debut (last: Clayton Mortensen, 8 on Aug. 8, 2009 at Kansas City)...picked up the first win of his career in his next start April 14 at Houston when he combined with O'Flaherty, Otero, Abad and Clippard on an eight-hit shutout...tossed 5.1 innings and allowed four of the hits...was 1-2 with an 8.27 ERA over his first four starts when he was optioned to Nashville April 26...returned to Oakland May 23 and combined with Scribner and Clippard on a six-hit shutout in the A's 5-0 win that day at Tampa Bay...tossed six innings and allowed three of the hits...had a six-start streak from June 7 to July 4 where he tossed seven or more innings while allowing two runs or fewer in each start...that was the longest such streak by a rookie pitcher in Oakland history...according to the Elias Sports Bureau, it matches the longest streak by any rookie over the last 20 years (Francisco Liriano, MIN 2006)...it tied for third longest by any pitcher in Oakland history and was the longest since Justin Duchscherer had an eight-game streak from June 11-July 20, 2008...went 3-2 with a 1.26 ERA during the streak...began the streak with a no decision and two losses to become just the second A's pitcher since at least 1914 to toss seven or more innings and allow two runs or fewer in three consecutive starts without earning a win...the other was Orlando Pena for the 1963 Kansas City A's (May 5-15)...tossed his first career complete game in his ninth big league start,

an eight-hitter in the A's 1-0 loss at Los Angeles (AL) June 13...did not walk a batter and struck out a career-high seven on a career-high 111 pitches...had a career-high three-game winning streak from June 24 to July 4...allowed just two earned runs during that three-start stretch for a 0.86 ERA...tossed seven shutout innings in back-to-back starts June 29 against Colorado and July 4 against Seattle as part of a career-high 19.0-inning scoreless streak from June 24 to July 10...finished the month of June with a 3-2 record and a 1.93 ERA in six starts...ranked fifth in the AL in ERA in the month...was tagged with the loss July 10 at Cleveland to begin a season-ending and career-high five-game losing streak...compiled a 5.82 ERA and .294 opponents batting average over that stretch...tossed just 1.1 innings in a 4-3 loss at San Francisco July 26, which was the shortest outing of his career as a starter...spun 6.0 shutout innings in a no decision in his final start Aug. 23 against Tampa Bay...was placed on the disabled list with a strained left oblique the next day.

NASHVILLE: Went 2-1 with a 1.85 ERA in four starts with Nashville...allowed one home run in 24.1 innings...held the opposition to a .213 batting average, including .118 (4-for-34) against left-handed hitters compared to .267 (16-for-60) against right-handers...allowed five runs in 5.0 innings in his first start for the loss...then went 2-0 with a 0.93 ERA over his final three starts.

CAREER

2014—Was named a *Baseball America* Minor League Baseball First Team All-Star after combining for a 14-6 record and a 1.83 ERA in 27 starts with Single-A Lansing, Single-A Dunedin, Double-A New Hampshire and Triple-A Buffalo...then made his Major League debut with Toronto in September in just his second professional season...was recalled from Triple-A Buffalo Sept. 2 and had no decisions and a 3.86 ERA in five relief appearances...allowed a .222 batting average and did not walk a batter in 4.2 innings...yielded a .200 average against right-handed hitters, .250 against left-handers...stranded his only inherited runner but first batters faced were 2-for-5 (.400)...made his debut Sept. 5 at Boston and allowed a single to the only batter he faced, Yoenis Céspedes...he later scored...struck out Nelson Cruz to end the seventh inning in his second outing Sept. 16 at Baltimore for his first strikeout...did not allow a run over his final two appearances (3.0 ip)...his 14 minor league wins tied for third most in the all of the minor leagues and his 1.83 ERA ranked fourth among full season minor leaguers...ranked seventh in the minors in innings pitched (167.1)...led the Blue Jays farm system in ERA and wins and ranked fourth in strikeouts (115)...surrendered just two home runs, an average of 0.11 per nine innings...allowed a .232 opponents batting average, including .196 against right-handed hitters compared to .272 against left-handers...compiled a 1.41 ERA over the first five innings of a game, a 4.91 ERA in the sixth inning and a 0.79 ERA from the seventh inning on...did not allow an earned run in the second inning (27.0 ip)...his teams were 17-10 (.630) in his starting assignments...allowed four runs or fewer in all 27 of his starts, including two runs or fewer 23 times...walked two batters or fewer 25 times and tossed at least six innings in 21 of his starts...began the season at Single-A Lansing where he went 2-0 with a 0.34 ERA in four starts...allowed a .126 batting average and opponents were hitless in 14 at bats with runners in scoring position...struck out a season-high seven in each of his final three starts...including April 18 at Beloit when he tossed a season-high 8.1 shutout innings and allowed just one hit and one walk...was named Midwest League Pitcher of the Week for the week of April 14 to 20...was promoted to Single-A Dunedin of the Florida State League April 30 and logged an 8-4 record and a 2.23 ERA in 16 starts...the wins tied for second most in the FSL during his stint there, which ran through July 27, while his ERA ranked seventh...went 4-0 with a 2.27 ERA in five starts at home...picked up the win in five consecutive starts from May 12 to June 3...compiled a 3.14 ERA during the winning streak...surrendered his first home run of the season May 22 against Ft. Myers but would not allow another until Aug. 7 against Durham...had a 13-start, 87.0-inning, 347-batter homerless streak in between...was 7-2 with a 2.44 ERA over his first 12 starts through June 8...went 7-4 with a 1.39 ERA over his final 15 starts...did not allow a run in consecutive starts July 1 at Clearwater and July 6 vs. Tampa...tossed 6.0 shutout innings in each start and had a 20.0-inning scoreless streak from June 26 to July 11...was promoted to Double-A New Hampshire July 28 and made just one start for the Fisher Cats that day at Binghamton...picked up the win in a 5-1 decision (6.0 ip, 8 h, 1 r, 1 er, 2 bb, 4 so)...went 3-1 with a 0.93 ERA in six starts overall in July...moved up to Triple-A Buffalo Aug. 1 and went 3-2 with a 1.88 ERA in six starts...ranked third in the International League in ERA in August...tossed 7.0 shutout innings in consecutive starts Aug. 12 against Norfolk and Aug. 17 at Lehigh Valley as part of a 17.0-inning scoreless streak from Aug. 12 to 23...matched his season high with seven strikeouts in his final minor league start Aug. 28 at Scranton/Wilkes-Barre...was named the A's sixth best prospect by *Baseball America* following the trade.

2013—Was assigned to Single-A Lansing of the Midwest League after signing with Toronto in July... went 1-3 with a 4.31 ERA in 10 starts with the Lugnuts...allowed a .266 opponents batting average, including .253 against right-handed hitters compared to .280 against left-handers...opponents hit .354 with runners on compared to .202 with the bases empty...had a 2.88 ERA over the first four innings of a game compared to 13.50 in the fifth inning...surrendered nine of his 23 runs in the fifth inning...did not pitch after the fifth inning...went 1-2 with a 2.92 ERA in six starts at home, 0-1 with a 6.60 ERA in four starts on the road...Lansing went 3-7 in his starting assignments...tossed a season-high 5.0 innings five times and allowed one earned run in four of those starts...made his professional debut July 14 against Burlington...tossed 2.0 scoreless innings and did not allow a hit while walking one...did not record his first strikeout until his third start July 26 against Dayton...struck out a season-high five batters Aug. 6 at Fort Wayne and allowed just two runs in five innings but was charged with his first professional loss...lost each of his first three decisions before recording his first win in his penultimate start of the season Aug. 28 at Lake County...allowed a run on six hits in 5.0 innings in an 11-2 win.

PERSONAL/MISCELLANEOUS

Kendall Chase Graveman was originally signed by Blue Jays scout Brian Johnston...is married, Victoria...attended Mississippi State University...graduated from Benjamin Russell HS (Alexander City, AL).

LIFETIME PITCHING RECORD

Year	Club	W	L	ERA	G	GS	CG	SHO	SV	IP	H	R	ER	HR	HB	BB	IBB	SO	WP	BK
2013	Lansing	1	3	4.31	10	10	0	0	0	39.2	41	23	19	3	1	13	0	25	0	1
2014	Lansing	2	0	0.34	4	4	0	0	0	26.1	11	2	1	0	0	6	0	25	0	0
	Dunedin	8	4	2.23	16	16	0	0	0	96.2	89	29	24	1	4	18	0	64	2	0
	New Hampshire	1	0	1.50	1	1	0	0	0	6.0	8	1	1	0	0	2	0	4	0	0
	Buffalo	3	2	1.88	6	6	0	0	0	38.1	34	8	8	1	0	5	0	22	0	0
	TORONTO	0	0	3.86	5	0	0	0	0	4.2	4	2	2	0	0	0	0	4	1	0
2015	OAKLAND	6	9	4.05	21	21	1	0	0	115.2	126	57	52	15	5	38	0	77	4	0
	Nashville	2	1	1.85	4	4	0	0	0	24.1	20	9	5	1	0	9	0	14	0	0
ML Totals		6	9	4.04	26	21	1	0	0	120.1	130	59	54	15	5	38	0	81	5	0

CAREER TRANSACTIONS

2012 — Selected by the Miami Marlins organization in the 36th round of the First-Year Player Draft; did not sign. **2013** — Selected by the Toronto Blue Jays organization in the 8th round of the First-Year Player Draft. **2014** — Traded to the Oakland A's with infielder Brett Lawrie, pitcher Sean Nolin and minor league infielder Franklin Barreto for infielder Josh Donaldson, November 28. **2015** — On the disabled list, August 24 to November 2.

VS. THE AMERICAN LEAGUE

2015		CAREER												
ERA	W	L	S	G	IP	ER	vs. TEAM	ERA	W	L	S	G	IP	ER
9.00	0	1	0	2	9.0	9	Baltimore	7.59	0	1	0	4	10.2	9
1.29	0	0	0	1	7.0	1	Boston	2.57	0	0	0	2	7.0	2
—	0	0	0	0	0.0	0	Chicago	—	0	0	0	0	0.0	0
2.92	0	1	0	2	12.1	4	Cleveland	2.92	0	1	0	2	12.1	4
4.50	1	0	0	1	6.0	3	Detroit	4.50	1	0	0	1	6.0	3
5.40	1	1	0	2	10.0	6	Houston	5.40	1	1	0	2	10.0	6
—	0	0	0	0	0.0	0	Kansas City	—	0	0	0	0	0.0	0
2.45	0	1	0	2	11.0	3	Los Angeles	2.45	0	1	0	2	11.0	3
—	0	0	0	0	0.0	0	Minnesota	—	0	0	0	0	0.0	0
4.76	0	0	0	1	5.2	3	New York	4.76	0	0	0	1	5.2	3
—	0	0	0	0	0.0	0	Oakland	—	0	0	0	0	0.0	0
0.00	1	0	0	1	7.0	0	Seattle	0.90	1	0	0	3	10.0	1
0.00	1	0	0	2	12.0	0	Tampa Bay	0.00	1	0	0	2	12.0	0
7.84	1	1	0	2	10.1	9	Texas	7.84	1	1	0	2	10.1	9
7.20	0	2	0	2	10.0	8	Toronto	7.20	0	2	0	2	10.0	8

VS. THE NATIONAL LEAGUE

2015		CAREER													
ERA	W	L	S	G	IP	ER	vs. TEAM	ERA	W	L	S	G	IP	ER	
0.00	1	0	0	1	7.0	0	Colorado	0.00	1	0	0	0	1	7.0	0
2.57	0	1	0	1	7.0	2	San Diego	2.57	0	1	0	1	7.0	2	
27.00	0	1	0	1	1.1	4	San Francisco	27.00	0	1	0	1	1.1	4	

MONTHLY BREAKDOWN

2015		CAREER												
ERA	W	L	S	G	IP	ER	by MONTH	ERA	W	L	S	G	IP	ER
8.27	1	2	0	4	16.1	15	April	8.27	1	2	0	4	16.1	15
2.31	1	0	0	2	11.2	3	May	2.31	1	0	0	2	11.2	3
1.93	3	2	0	6	42.0	9	June	1.93	3	2	0	6	42.0	9
4.85	1	3	0	5	26.0	14	July	4.85	1	3	0	5	26.0	14
5.03	0	2	0	4	19.2	11	August	5.03	0	2	0	4	19.2	11
—	0	0	0	0	0.0	0	September	3.86	0	0	0	5	4.2	2

PITCHING BREAKDOWN

2015		CAREER												
ERA	W	L	S	G	IP	ER	by CATEGORY	ERA	W	L	S	G	IP	ER
4.17	2	4	0	10	58.1	27	Home	4.04	2	4	0	13	62.1	28
3.92	4	5	0	11	57.1	25	Away	4.03	4	5	0	13	58.0	26
5.08	2	5	0	10	51.1	29	Day	4.80	2	5	0	12	54.1	29
3.22	4	4	0	11	64.1	23	Night	3.41	4	4	0	14	66.0	25
3.38	6	5	0	14	82.2	31	Pre-ASG	3.38	6	5	0	14	82.2	31
5.73	0	4	0	7	33.0	21	Post-ASG	5.50	0	4	0	12	37.2	23
4.05	6	9	0	21	115.2	52	Starter	4.05	6	9	0	21	115.2	52
—	0	0	0	0	0.0	0	Reliever	3.86	0	0	0	5	4.2	2

BALLPARK BREAKDOWN

	ERA	W	L	S	G	IP	ER
Angel Stadium	2.45	0	1	0	2	11.0	3
AT&T Park	27.00	0	1	0	1	1.1	4
Camden Yards	13.50	0	1	0	2	4.0	6
Comerica Park	4.50	1	0	0	1	6.0	3
Fenway Park	2.57	0	0	0	2	7.0	2
Globe Life Arlington	2.57	1	0	0	1	7.0	2
Minute Maid Park	0.00	1	0	0	1	5.1	0
O.co Coliseum	4.17	2	4	0	10	58.1	27
Progressive Field	6.35	0	1	0	1	5.2	4
Rogers Centre	3.12	0	1	0	4	8.2	3
Tropicana Field	0.00	1	0	0	1	6.0	0

FIELDING STATISTICS

Pitcher								
Year	Pct.	G	PO	A	E	TC	DP	
2014	1.000	5	1	1	0	2	0	
2015	.917	21	11	11	2	24	1	
Totals	.923	26	12	12	2	26	1	

GRAVEMAN'S CAREER BESTS

Low Hit Complete Game: 8, June 13, 2015 at Los Angeles (AL)

Innings Pitched: 8.0, June 13, 2015 at Los Angeles (AL). As reliever: 2.0, September 25, 2014 vs. Seattle

Strikeouts: 7, June 13, 2015 at Los Angeles (AL). As reliever: 3, September 25, 2014 vs. Seattle

Pitches: 111 (twice), last: June 29, 2015 vs. Colorado

Longest Winning Streak: 3, June 24-July 4, 2015

Longest Losing Streak: 5, July 10, 2015 to present

Longest Scoreless Streak: 19.0, June 24-July 10, 2015

GRAVEMAN'S 2015 STARTS

Date	Opponent	Score	Dec	ERA	IP	H	R	ER	BB	SO	HR	#PIT
April 9	Texas	1-10	L	18.90	3.1	7	8	7	1	1	2	57
April 14	at Houston	4-0	W	7.27	5.1	4	0	0	4	3	0	96
April 20	at Los Angeles (AL)	6-3	-	6.94	3.0	4	3	2	3	2	0	73
April 25	Houston	3-9	L	8.27	4.2	9	6	6	1	1	1	71
May 23	at Tampa Bay	5-0	W	6.04	6.0	3	0	0	2	6	0	93
May 28	New York (AL)	5-4	-	5.79	5.2	7	3	3	2	4	1	99
June 2	at Detroit	5-3	W	5.56	6.0	8	3	3	2	1	0	99
June 7	at Boston	4-7	-	4.83	7.0	6	1	1	2	6	1	101
June 13	at Los Angeles (AL)	0-1	L	4.22	8.0	8	1	1	0	7	1	111
June 18	San Diego	1-3	L	4.02	7.0	5	2	2	1	6	2	96
June 24	at Texas	8-2	W	3.86	7.0	8	2	2	2	4	0	94
June 29	Colorado	7-1	W	3.47	7.0	5	0	0	3	3	0	111
July 4	Seattle	2-0	W	3.16	7.0	5	0	0	1	1	0	109
July 10	at Cleveland	1-5	L	3.38	5.2	7	4	4	3	6	0	106
July 21	Toronto	1-7	L	3.78	5.1	6	6	6	3	4	3	99
July 26	at San Francisco	3-4	L	4.13	1.1	7	4	4	2	2	1	50
July 31	Cleveland	1-2	-	3.84	6.2	5	1	0	2	6	0	97
Aug. 5	Baltimore	3-7 (10)	-	3.90	5.2	6	3	3	1	3	0	79
Aug. 11	at Toronto	2-4	L	3.89	4.2	5	4	2	1	4	1	103
Aug. 16	at Baltimore	2-18	L	4.27	3.1	8	6	6	1	4	2	70
Aug. 23	Tampa Bay	8-2	-	4.05	6.0	3	0	0	1	3	0	84

OAKLAND A'S RECENT EJECTIONS

Date	Player/Coach	Umpire	Date	Player/Coach	Umpire
Aug. 17, 2015	Sam Fuld	Brian Knight	August 16, 2009	Bob Geren	Gary Darling
Aug. 17, 2015	Bob Melvin	Brian Knight	July 28, 2009	Bob Geren	Adrian Johnson
July 22, 2015	Bob Melvin	Hunter Wendelstedt	May 25, 2009	Jim Skaalen	Brian Knight
May 3, 2015	Craig Gentry	Andy Fletcher	May 9, 2009	Bob Geren	Paul Nauert
April 26, 2015	Bob Melvin	Quinn Wolcott	August 21, 2008	Frank Thomas	Bill Hohn
Aug. 31, 2014	Bob Melvin	Gerry Davis	June 24, 2008	Ty Van Burkleo	Jeff Nelson
July 11, 2014	Bob Melvin	James Hoyer	June 22, 2008	Mark Ellis	Lance Barksdale
July 11, 2014	Nick Punto	James Hoyer	June 22, 2008	Bob Geren	Lance Barksdale
June 21, 2014	Bob Melvin	Quinn Wolcott	Sept. 16, 2007	Nick Swisher	Chuck Meriwether
June 14, 2014	Josh Donaldson	Hal Gibson	August 23, 2007	Santiago Casilla	John Hirschbeck
June 8, 2014	Fernando Abad	Adrian Johnson	August 18, 2007	Bob Geren	Mike Muchlinski
May 17, 2014	Scott Kazmir	Jerry Layne	July 8, 2007	Joe Blanton	Tim McClelland
Aug. 14, 2013	Bob Melvin	Doug Eddings	May 1, 2007	Bob Geren	Charlie Reliford
May 29, 2013	Chip Hale	Brian Knight	Sept. 28, 2006	Milton Bradley	Wally Bell
May 14, 2013	Bob Melvin	D.J. Reyburn	Sept. 22, 2006	Milton Bradley	Ron Kulpa
May 8, 2013	Bob Melvin	Angel Hernandez	August 9, 2006	Milton Bradley	Paul Schrieber
April 25, 2013	Curt Young	Jim Reynolds	July 25, 2006	Justin Duchscherer	Mark Wegner
April 13, 2013	Bob Melvin	Andy Fletcher	July 23, 2006	Frank Thomas	Adam Dowdy
Sept. 18, 2012	Jesse Chavez	Jerry Meals	July 9, 2006	Gerald Perry	Eric Cooper
June 23, 2012	Coco Crisp	Tony Randazzo	May 2, 2006	Jason Kendall	Dale Scott
June 9, 2012	Bob Melvin	Tim McClelland	April 16, 2006	Jay Payton	Ed Rapuano
May 19, 2012	Bob Melvin	James Hoyer	Sept. 28, 2005	Mark Kotsay	Mike Everett
May 17, 2012	Bob Melvin	Laz Diaz	May 9, 2005	Ken Macha	Mark Carlson
July 31, 2011	Ryan Sweeney	Dan Bellino	June 16, 2004	Arthur Rhodes	Bruce Dreckman
July 22, 2011	Gerald Perry	Marty Foster	April 19, 2004	Mark Kotsay	Paul Emmel
June 16, 2011	Bob Melvin	Tim Tschida	Sept. 6, 2003	Terry Francona	Hunter Wendelstedt
May 27, 2011	Bob Geren	Angel Campos	Sept. 2, 2003	Terrence Long	Marvin Hudson
May 7, 2011	Josh Willingham	Bill Miller	August 17, 2002	Jim Mecir	Rob Drake
Sept. 12, 2010	Daric Barton	Hunter Wendelstedt	August 17, 2002	Art Howe	Rob Drake
Aug. 3, 2010	Bob Geren	Gary Darling	July 27, 2002	Art Howe	Kerwin Danley
July 27, 2010	Jack Cust	Kerwin Danley	May 23, 2002	Mike Magnante	Bruce Froemming
July 20, 2010	Coco Crisp	Bob Davidson	April 24, 2002	Rick Peterson	Ed Montague
July 6, 2010	Daric Barton	Mike Winters	August 26, 2001	Erik Hiljous	Chris Guccione
June 23, 2010	Bob Geren	Jerry Crawford	August 7, 2001	Ramon Hernandez	Kerwin Danley
June 7, 2010	Jim Skaalen	Eric Cooper	July 26, 2001	Cory Lidle	Paul Emmel
May 23, 2010	Bob Geren	Greg Gibson	May 16, 2001	Art Howe	Jeff Nelson
Sept. 22, 2009	Adam Kennedy	Eric Cooper			



RIGHT-HANDED PITCHER

Height/Weight: 5-10 / 190

Bats/Throws: Right / Right

Birthdate: November 7, 1989

Opening Day Age: 26

Birthplace/Resides: Nashville, Tennessee / Nashville, Tennessee

Major League Service: 2 years, 61 days

Obtained: Selected in the 1st round (18th selection overall) of the 2011 First-Year Player Draft.

Contract Status: First year of a one-year contract through 2016

CAREER HIGHLIGHTS

The A's first round pick in the 2011 First-Year Player Draft made his Major League debut in 2013 and is 33-20 with a 2.88 ERA in 76 games, including 74 starts, in his three seasons with the A's...his ERA ranks second on the Oakland career list...was named to his first American League All-Star Team in 2015...set an Athletics single season record for putouts by a pitcher with 37 in 2015, breaking a 114-year old record...earned American League Pitcher of the Month honors twice in 2014 (April and July)...went 5-3 with a 2.67 ERA in 12 games, 10 starts, as a rookie and also made two ALDS starts against Detroit that year...went 17-17 with a 3.66 ERA in 53 games, all starts, in three seasons in the minors...was rated as the A's third-best prospect by *Baseball America* following the 2011 season and was ranked fifth after 2012...named the A's Minor League Pitcher of the Year in 2013.

2015 HIGHLIGHTS

Was named to his first American League All-Star Team...went 14-7 with a 2.73 ERA in 31 starts and ranked third in the AL in ERA...also ranked second in opponents slugging percentage (.316) and OPS (.590), third in opponents batting average (.217), fourth in opponents on-base percentage (.273), eighth in innings pitched (208.0) and tied for eighth in wins...the batting average and on-base percentage were seventh lowest in Oakland history and the OPS ranked eighth...finished third in AL Cy Young Award voting...led the A's in wins, starts, innings pitched, strikeouts (169), complete games (3) and walks (59)...was 10-3 with a 2.04 ERA, .198 opponents batting average and five home runs in 18 starts before the All-Star Break compared to 4-4 with a 3.74 ERA, .244 opponents batting average and 12 home runs in 13 starts after the break...it marked the second consecutive season he had 10 wins before the break and four after the break...is now 20-6 with a 2.40 ERA (67 er in 251.1 ip) in 38 career games before the break, 13-14 with a 3.38 ERA (90 er in 239.2 ip) in 38 games after the break...set an Athletics single season record for putouts by a pitcher with 37...broke the previous mark of 35 set by Chick Fraser in 1901...the putouts were the most by a pitcher since Kevin Brown had 41 for the Dodgers in 1999...did not commit an error in 60 chances, which were the most in the majors and second most in Oakland history (Langford, 62 in 1979) among pitchers with no errors...they were the most errorless chances by an AL pitcher since Josh Towers had 60 for Toronto in 2005...had the second most total chances among AL pitchers...also tied for first in the AL in shutouts (2), tied for third in complete games, ranked fourth in fewest pitches per inning (14.8), tied for fourth in wild pitches (13), tied for sixth in winning percentage (.667), seventh in home runs per nine innings (0.74), tied for eighth in opponents grounded into double plays (19) and tied for ninth in opponents reaching on an error (8)...his .217 opponents batting average included a mark of .208 (81-for-389) against left-handed hitters compared to .226 (85-for-376) against right-handers...it increased to .256 with runners in scoring position...opponents hit .146 with two strikes and .194 the first time through the lineup...held the number eight hitter in the batting order to a .139 batting average, which was the lowest in the AL and second lowest in the majors among pitchers that qualified for the ERA title...yielded a .326 average to the clean-up hitter, .203 against all other spots in the order...was 8-3 with a 2.63 ERA and five home runs in 16 starts on the road compared to 6-4 with a 2.82 ERA and 12 home runs in 15 starts at home...the road ERA was eighth lowest in Oakland history...it was second lowest over the last 34 years to his mark of 2.51 in 2014...is now 14-6 with a 2.57 ERA (59 er in 206.2 ip) in 31 starts on the road over the last two years compared to 14-11 with a 3.23 ERA (79 er in 220.1 ip) in 33 starts at home...was 5-2 with a 1.78 ERA in nine starts during the day compared to 9-5 with a 3.12 ERA in 22 starts at night...his day ERA ranked sixth lowest in Oakland history among pitchers with at least 50 day innings and is the lowest since Tim Hudson had a 1.39 ERA in 2003...went 8-3 against AL West competition, 6-4 against everyone else...is now 20-8 with a 2.46

ERA (68 er in 248.1 ip) in 37 career games against the West compared to 13-12 with a 3.30 ERA (89 er in 242.2 ip) in 39 games against all other teams...logged a 2-1 record and a 1.69 ERA in three interleague starts...ranked sixth in the majors in interleague ERA...was 12-1 in 20 starts with three runs of support or more compared to 2-6 in 11 starts with two runs or fewer...is now 29-2 in 43 career starts with run support of three or more...the A's bullpen blew a save in six of his starts.

OAKLAND: Was the A's Opening Day starter for the second consecutive season and became the first A's pitcher to start consecutive openers since Barry Zito in 2005 and 2006...combined with Scribner on a one-hit shutout in the A's 8-0 win over Texas and is now 1-0 with a 0.00 ERA (14.0 ip, 6 h, 4 bb, 10 so) in two career Opening Day starts...tossed 8.0 shutout innings and allowed just one hit to become the first pitcher to toss eight or more innings and allow one hit or fewer in an opener since Bob Lemon one-hit the White Sox for Cleveland in 1953...tossed a shutout in his final start of 2014 and had a career-high 20.0-inning scoreless streak from Sept. 23, 2014 to April 11, 2015...allowed a career-high 11 hits in 6.0 innings in a 6-4 loss at Kansas City April 17...had a streak of five consecutive games with a wild pitch from April 22 to May 13, which was the longest such streak in Oakland history...it was the longest by an A's pitcher since Stu Flythe also had a five-game streak from July 1 to 31, 1936...went 3-0 with a 1.98 ERA in five starts in April and is now 7-1 with a 2.02 ERA (16 er in 71.1 ip) in 10 career starts in the month...it was the second time in his career he posted an ERA under 2.00 in month (1.03 in July, 2014)...then went 5-3 with a 1.37 ERA and .190 opponents average over a nine-start stretch from May 3 to June 14...struck out 10 while walking a career-high seven batters in 6.2 shutout innings in a 7-1 win at Texas May 3...the seven walks matched the most by an A's pitcher since at least 1914 in a game with 10 or more strikeouts (Bobby Shantz, May 30, 1952 vs. New York, G#1)...they equaled the most in Oakland history by a pitcher who did not allow a run (third time, last: Eric Plunk, July 26, 1986 vs. Toronto)...it was his second career game with 10 or more strikeouts...struck out nine batters in each of his next two starts, giving him three consecutive starts with nine or more strikeouts...that matched the longest such streak by an A's pitcher over the last 44 years (fourth time, last: Jeff Samardzija from Aug. 25-Sept. 5, 2014)...made his 50th career start May 8 at Seattle and had a no decision in a 4-3, 11-inning loss...was charged with his first loss May 13 against Boston after starting the season 4-0 for the first time in his career...it snapped a five-game winning streak dating back to Sept. 28, 2014...posted a 1.40 ERA and .194 opponents batting average during that streak, which spanned eight starts...left his start May 24 at Tampa Bay after 5.0 scoreless innings with a right ankle contusion but did not miss a start...finished May 3-2 with a 1.67 ERA in six starts, his second consecutive month with an ERA under 2.00 and the third of his career...ranked third in the AL in May ERA...had 41 strikeouts, which tied for third most in Oakland history in May and fell three short of the record of 44 (Chuck Dobson in 1968, Vida Blue in 1971)...it was his first month with 40 or more strikeouts...missed a turn in the rotation at the end of June due to gastroenteritis caused by salmonella...was named to his first AL All-Star team after placing third in player voting among starting pitchers...elected not to be active in the game as he pitched in the Sunday before the game at Cleveland...tossed a two-hit, 2-0 shutout against the Indians July 12...it was his third career complete game, all of which have been shutouts, and his second two-hitter...also started the A's first game after the break July 17 against Minnesota to become the seventh pitcher in Oakland history to start consecutive team games...is the first to do it since Dave Stewart in 1991...tossed his fourth career complete game and shutout, a three-hitter in a 2-0 win at Los Angeles (NL) July 28...singled in the eighth inning off Pedro Baez for his first Major League hit...it was his second consecutive shutout on the road and he had a 24.0-inning road scoreless streak from July 7 to Aug. 17, which fell one inning short of the Oakland record...added complete game number five two starts later, a five-hitter in the A's 3-1 win over Houston Aug. 7 in Oakland...it was his first complete game in the Coliseum and it gave him three complete games over a six-start stretch...it ran his record to 12-4 with a 2.06 ERA and .198 opponents batting average in 23 starts...missed his next start due to back spasms and went 2-3 with a 5.05 ERA and .277 opponents average over his final eight starts...surrendered a career-high three home runs, all solo shots, in a no decision on Aug. 22 against Tampa Bay...matched his career high by allowing seven runs in the A's 8-7, 14-inning loss at Chicago (AL) Sept. 14 (also Aug. 6, 2014 vs. Tampa Bay)...tossed just 3.0 innings, which was his shortest outing as a starter (previous: 3.1, Aug. 25, 2013 at Baltimore)...went 2-1 despite a 6.84 ERA in five starts in September...it was the highest single month ERA of his career and he is now 6-5 with a 4.11 ERA (44 er in 96.1 ip) in 16 career starts in September.

CAREER

2014—Spent the entire season in the starting rotation in his first full season with the A's and went 14-10 with a 3.08 ERA in 33 starts...tied for second in the American League in shutouts (2), ranked fifth in

opponents batting average (.232) and slugging percentage (.327), tied for sixth in complete games (2), seventh in innings pitched (219.0), eighth in ERA, tied for eighth in games started and ninth in strikeouts (183)...led the A's in strikeouts, games started, innings pitched, losses, hits (187), runs (84) and walks (74) and tied for the lead in earned runs (75)...his 183 strikeouts were the 10th highest single season total in Oakland history...they were third most in Oakland history by a pitcher 24-years old or younger behind Vida Blue (301 strikeouts in 1971 at age 21) and Barry Zito (205 strikeouts in 2001 at age 23)...his 219.0 innings pitched were third most by an Oakland pitcher 24-years old or younger since 1981...they were the most by any A's pitcher since Joe Blanton tossed 230.0 innings in 2007...also ranked third in the AL in wild pitches (15), tied for third in walks and tied for seventh in opponents grounded into double plays (21)...the wild pitches tied for sixth most in Oakland history...was 10-3 with a 2.79 ERA in 19 starts before the All-Star Break...ranked seventh in the AL in ERA and tied for seventh in wins at the break...then went 4-7 with a 3.47 ERA in 14 starts after the break...tied for third in the AL in post-break losses...his .232 opponents batting average included a .221 mark against left-handed hitters compared to .245 against right-handers...allowed 10 of his 15 home runs to left-handers...13 were solo shots...held the opponents clean-up hitter to a .169 batting average and .270 slugging percentage, both of which ranked second lowest in the AL among qualifiers for the ERA title...the batting average and slugging percentage were fourth lowest in Oakland history...yielded a .215 average to batters leading off an inning, which was ninth lowest in the AL...had the sixth lowest slugging percentage in that situation (.317)...was 6-3 with a 2.51 ERA and .212 opponents batting average in 15 starts on the road compared to 8-7 with a 3.60 ERA and .250 opponents average in 18 starts in Oakland...allowed just five home runs in 104.0 innings on the road...had the third lowest road opponents batting average in the AL and the fifth lowest ERA...his road ERA was fourth lowest in Oakland history and the lowest since Mike Torrez logged a 2.50 ERA in 1976...compiled a 3.45 ERA over the first five innings of the game compared to a 1.98 ERA from the sixth inning on...was 10-4 with a 2.64 ERA in 16 starts against AL West competition compared to 4-6 with a 3.54 ERA in 17 starts against everyone else...received two runs of support or fewer in 16 of his 33 starts and was 1-10 in those games...was 13-0 with support of three runs or more...the A's were shut out 11 times, including five times in games he started...averaged 15.0 pitches per inning, which was seventh lowest in the AL...opponents had eight sacrifice hits, which were the most in the AL...ranked second among AL pitchers in assists (41) and total chances (62) and tied for fourth in putouts (18)...the total chances tied for ninth most in Oakland history by a pitcher...the A's were 18-15 (.545) in his starting assignments...was the A's Opening Night starter on March 31 against Cleveland and had a no decision in the A's 2-0 loss...tossed 6.0 shutout innings to become just the second starting pitcher in Oakland history to not allow a run on Opening Day (Tim Hudson, 2003)...it was the first Opening Day start of his career...became the ninth different Opening Day starter for the A's in the last nine years (Anderson, McCarthy, Cahill, Sheets, Braden, Blanton, Haren, Zito)...at the age of 24 years and 144 days, he became the fifth youngest Opening Day starting pitcher in Oakland history (Blue, Hunter, Cahill, Odom)...went 3-0 with a 1.80 ERA over his first four starts before being charged with his first loss of the season April 23 against Texas...the loss snapped a career-high six-game winning streak dating back to Sept. 11, 2013...posted a 2.35 ERA over that eight-start stretch and allowed just two home runs in 46.0 innings...tossed his first career complete game and shutout April 28 at Texas, a two-hitter in the A's 4-0 win...became just the fifth pitcher (third visiting pitcher) to allow two hits or fewer in a shutout at Globe Life Park, the first since Matt Garza (Aug. 15, 2008)...went 4-1 with a 2.06 ERA in five starts in April and was named AL Pitcher of the Month...allowed just one home run in 35.0 innings and held the opposition to a .211 batting average...tied for the AL lead in wins in April and ranked fourth in ERA...became the sixth A's pitcher since 1993 to win four games in April (Kazmir, 2014; Cahill, 2011; Mulder and Zito, 2003; Rogers, 1998)...allowed four runs in 6.0 innings May 27 against Detroit to snap his season-opening streak of 10 consecutive starts with six innings or more and three runs or fewer...that is the longest such streak to start a season by an Athletics pitcher since at least 1914...was 6-1 with a 2.45 ERA over his first 12 starts before losing consecutive decisions for the first time in his career on June 7 at Baltimore and June 13 against New York (AL)...then matched his career-high with a six-game winning streak from June 18 to July 26...posted a 2.11 ERA and .218 opponents batting average during the streak, which spanned seven starts...surrendered just one home run in 47.0 innings...had a streak of six consecutive starts from July 3 to August 1 where he allowed one earned run or fewer while tossing six or more innings...that matched the longest such streak by an A's pitcher since at least 1914 (Cory Lidle, Aug. 4-31, 2002)...was 5-1 with a 1.07 ERA and .188 opponents batting average during the streak...was named AL Pitcher of the Month for the second time after going 5-0 with a 1.03 ERA in five starts in July...is the third A's pitcher to win the award twice in one season along with Barry Zito (August and September, 2001) and Dave Stewart (April and September, 1990)...

was one of two pitchers in the majors to win five games in July (Price, TB)...his ERA was third lowest in the majors in July...based on a minimum of 30.0 innings pitched, he had the lowest July ERA by an A's pitcher since at least 1914 and the sixth lowest single month ERA by any pitcher in Oakland history... then lost each of his first four starts in August, the longest losing streak of his career...allowed 10 hits Aug. 6 against Tampa Bay, snapping a streak of 28 consecutive starts of five innings or more and fewer than 10 hits... that matched the third longest such streak by an Athletic since at least 1914...allowed two home runs Aug. 22 against Los Angeles (AL), marking the first time in his career he yielded more than one home run in a start...went 1-4 with a 4.38 ERA in six starts in August and 0-3 with a 4.22 ERA over his first five starts in September...struck out a career-high 12 batters in 7.0 innings in the A's 2-0 loss to Los Angeles (AL) Sept. 23...the strikeouts were the most by an Athletic since Dan Haren also fanned 12 on Aug. 27, 2006 at Texas...then tossed his second career complete game, a six-hit, 4-0 shutout at Texas Sept. 28 in the final game of the season to clinch a playoff berth for the A's...did not walk a batter and struck out five...became the second pitcher in Oakland history to toss a complete game to clinch a playoff appearance (Dave Stewart, Sept. 25, 1990 at Kansas City)...earned AL Co-Player of the Week honors for his effort, an honor he shared with teammate Josh Reddick.

2013—Spent most of the season at Triple-A Sacramento where he was 10-7 with a 3.42 ERA in 20 starts...also had two stints with the A's...after making two relief appearances in his Major League debut in July, he returned to Oakland Aug. 10 and finished the season in the starting rotation...was 5-3 with a 2.67 ERA in 12 games, 10 starts, with the A's...also went 0-1 with a 2.08 ERA in two ALDS starts against Detroit...based upon a minimum of 60 innings pitched, he had the lowest opponents on-base percentage among American League rookies (.272), ranked second in opponents batting average (.214) and slugging percentage (.298) and third in ERA...struck out 67 batters in 64.0 innings and his average of 9.42 strikeouts per nine innings was second best (Allen, CLE 11.26)...allowed just four home runs, an average of 0.56 per nine innings...yielded 20 of his 22 runs over the first three innings of a game...had a 5.10 ERA, .290 opponents batting average and four home runs allowed in innings one through three compared to a 0.53 ERA, .132 opponents average and no home runs from the fourth inning on...did not allow a run after the fifth inning (14.2 ip)...was 3-1 with a 1.99 ERA in six starts in Oakland compared to 2-2 with a 3.86 ERA in six games, four starts, on the road...his opponents batting average included a .198 mark against right-handed hitters compared to .226 against left-handers...allowed a .194 opponents batting average to hitters leading off an inning...surrendered one double (.210 slugging percentage) and issued just four walks (.242 on-base percentage)...compiled a 5-3 record and a 2.85 ERA in his nine starts...did not allow a run in his two relief appearances (4.0 ip)...was 2-1 with a 1.72 ERA in seven games at night...had a 2-1 record and a 1.25 ERA in six games against AL West teams...was 3-1 with a 1.57 ERA in five starts on five days rest or more...averaged 7.50 runs of support in his 10 starts...the A's were 6-4 (.600) in his starting assignments...was selected from Sacramento July 10 and made his Major League debut that day at Pittsburgh...entered the game in the fifth inning and tossed 2.0 scoreless innings...struck out the first batter he faced, Clint Barmes...also tossed 2.0 shutout innings July 19 at Los Angeles (AL) before he was optioned to Sacramento July 19...returned to Oakland Aug. 10 and spent the remainder of the season in the starting rotation...made his first ML start Aug. 10 at Toronto and allowed four runs, two earned, in 6.0 innings for the loss in a 5-4 decision...then picked up his first big league win in his second start when he combined with Dan Otero on a five-hit shutout in a 5-0 win over Houston Aug. 15 (8.0 ip, 4 h, 1 bb, 9 so)...is the fourth pitcher in Oakland history to toss at least 8.0 shutout innings in one of the first four games of his career...allowed just two hits in 7.0 innings in a no decision against Seattle Aug. 20...it was his third consecutive start with four hits or fewer... joins A.J. Griffin (June 24-July 4, 2012) as the only Athletics pitchers since 1916 to toss six or more innings and allow four hits or fewer in each of their first three career starts...went 4-1 with a 2.27 ERA and .230 opponents batting average over his final six starts...won each of his final three decisions beginning Sept. 11, the first time he put together consecutive wins in his career...finished September with a 3-1 record and a 2.79 ERA in five starts...started Game 2 of the ALDS against Detroit and combined with Grant Balfour on a four-hit shutout in the A's 1-0 win (8.0 ip, 4 h, 2 bb, 9 so)...according to the Elias Sports Bureau, he became the third rookie to strikeout at least nine without allowing a run in a postseason game (Dave Righetti, Game 2 of 1981 ALDS; Mike Boddicker, Game 2 of 1983 ALCS)...is the fourth pitcher with 10 or fewer career regular seasons starts that has not allowed a run in a postseason start (Duster Mails, Game 6 of 1920 World Series; Brandon Backe, Game 5 of 2004 NLCS; Matt Moore, Game 1 of 2011 ALDS)...also started Game 5 and allowed three runs on six hits and four walks in 5.0 innings for the loss in a 3-0 decision...had surgery for a fractured left thumb following the season...the surgery, an internal fixation with a screw to repair the thumb fracture, was performed by Dr. Thomas Graham at

the Cleveland Clinic Hospital Oct. 18...ranked fourth in the Pacific Coast League in ERA (3.42), tied for fifth in wins (10) and complete games (1) and tied for seventh in strikeouts (118)...led the league in strikeouts per nine innings (8.97)...ranked fourth in the A's farm system in ERA, tied for fifth in wins and sixth in strikeouts...was named the A's organization Minor League Pitcher of the year and was also a *Baseball America* Triple-A All-Star...surrendered just five home runs in 118.1 innings, an average of 0.38 per nine innings...allowed a .259 opponents batting average, including .244 against left-handed hitters compared to .274 against right-handers...tossed a complete game four-hitter May 1 at Fresno a 4-1 win...struck out a season-high 11 batters and did not issue a walk in 7.0 innings in a no decision against New Orleans May 21...logged a 2.38 ERA in seven starts in May but was just 3-3...struck out 46 batters in 41.2 innings...was named to the Triple-A All-Star Game but did not pitch as he was promoted to Oakland July 10...was 8-6 with a 2.99 ERA and .249 opponents batting average in 17 starts at the time...was optioned back to Sacramento July 19 and went 2-1 with a 6.19 ERA and .318 opponents batting average over his final three starts...was rated as having the best breaking ball and best control in the Pacific Coast League by *Baseball America*.

2012—Spent the entire season at Double-A Midland, with the exception of one start with Triple-A Sacramento in September...was 6-9 with a 4.14 ERA in 26 games, all starts, with the RockHounds...tied for the Texas League lead in shutouts (1), tied for second in complete games (1), ranked third in innings pitched (148.0) and tied for fourth in games started...had a no decision in his one regular season start with Sacramento, allowing four runs in 4.0 innings (9.00 ERA)...combined for a 4.26 ERA in 27 starts overall...tied for second in the A's farm system in complete games (1) and ranked third in innings pitched (152.0 ip)...surrendered just eight home runs in 152.0 innings (0.47 per nine innings)...allowed a .271 opponents batting average, including .250 against right-handed hitters...was 2-6 with a 4.72 ERA in 14 starts before the TL All-Star Break...then went 4-3 with a 3.82 ERA in 13 starts after the break...led TL pitchers in total chances (51) and errors (6)...was named the A's fifth best prospect by *Baseball America* following the season...was also tabbed as having the best curveball in the A's farm system by the magazine...tossed 3.0 scoreless and hitless innings May 19 against Corpus Christi and was placed on the disabled list the next day with a contusion on his right finger...was reinstated May 27 and lost each of his first three starts following his return...snapped his losing streak by tossing 5.0 scoreless innings June 13 at Frisco (4 h, 4 bb, 5 so)...had a season-best three-game winning streak from July 13 to 28, compiling a 1.80 ERA over that four-start stretch...tossed a seven-inning complete game shutout July 18 against Corpus Christi (8 h, 1 bb, 2 so)...was transferred to Sacramento Sept. 1 and made his lone regular season start for the River Cats Sept. 3 at Salt Lake City, a no decision in a 16-9 loss (4.0 ip, 10 h, 4 r, 4 er, 1 bb, 2 so)...also made one postseason start for Sacramento, a no decision (6.0 ip, 8 h, 3 r, 3 er, 1 bb, 5 so, 4.50 ERA).

2011—The A's first round selection in the First-Year Player Draft signed July 25 and combined for a 1-1 record and 0.82 ERA in six starts with the A's affiliate in the Arizona Rookie League and Double-A Midland...did not surrender a home run in 22.0 innings...allowed a .241 opponents batting average, including .206 against right-handed hitters...opponents were 2-for-17 (.118) with runners in scoring position...made his professional debut Aug. 7 at the Rangers Arizona Rookie League affiliate, absorbing the loss in a 6-3 decision...allowed a run on four hits in 2.0 innings and struck out two...was transferred to Midland Aug. 11 and went 1-0 with a 0.45 ERA in five starts...did not allow a run in his first four outings, giving him a 19.1-inning scoreless streak from Aug. 7 to Sept. 5...recorded his first pro win Aug. 31 at San Antonio (5.0 ip, 1 h, 1 bb, 3 so)...was rated as the A's third-best prospect by *Baseball America* following the season.

PERSONAL/MISCELLANEOUS

Sonny Douglas Gray was originally signed by A's scout Matt Ranson...is engaged, Jessica...has a son, Gunnar...graduated from Smyrna (TN) High School in 2008...originally drafted by the Chicago Cubs in the 27th round that year...did not sign and attended Vanderbilt University...left the Commodores ranking second on the school's all-time win list (27) and fourth in strikeouts (317)...went 12-4 with a 2.43 ERA in 2011 to lead Vanderbilt to its first-ever College World Series appearance...was named second-team All-SEC in 2010 and 2011...was a Louisville Slugger Freshman All-American in 2009...pitched for the USA National Team in 2009 and 2010...was named *Baseball America* Summer Player of the Year in 2010...signed autographs for elementary school students at the Oakland Zoo and visited the Salvation Army as part of the A's Holiday Caravan in 2014.

LIFETIME PITCHING RECORD

Year	Club	W	L	ERA	G	GS	CG	SHO	SV	IP	H	R	ER	HR	HB	BB	IBB	SO	WP	BK
2011	AZL A's	0	1	4.50	1	1	0	0	0	2.0	4	1	1	0	0	0	0	2	0	0
	Midland	1	0	0.45	5	5	0	0	0	20.0	15	1	1	0	0	6	0	18	2	0
2012	Midland	6	9	4.14	26	26	1	1	0	148.0	148	73	68	8	4	57	0	97	16	1
	Sacramento	0	0	9.00	1	1	0	0	0	4.0	10	4	4	0	1	1	0	2	1	0
2013	Sacramento	10	7	3.42	20	20	1	0	0	118.1	117	51	45	5	0	39	0	118	10	0
	OAKLAND	5	3	2.67	12	10	0	0	0	64.0	51	22	19	4	0	20	0	67	2	1
2014	OAKLAND	14	10	3.08	33	33	2	2	0	219.0	187	84	75	15	7	74	2	183	15	0
2015	OAKLAND	14	7	2.73	31	31	3	2	0	208.0	166	71	63	17	2	59	0	169	13	0
ML Totals		33	20	2.88	76	74	5	4	0	491.0	404	177	157	36	9	153	2	419	30	1

CAREER TRANSACTIONS

2008 — Selected by the Chicago Cubs organization in the 27th round of the First-Year Player Draft; did not sign.

2011 — Selected by the Oakland Athletics organization in the 1st round (18th selection overall) of the First-Year Player Draft.

DIVISION SERIES RECORD

Year	Club/Opp.	W	L	ERA	G	GS	CG	SHO	SV	IP	H	R	ER	HR	HB	BB	IBB	SO	WP	BK
2013	OAK vs. DET	0	1	2.08	2	2	0	0	0	13.0	10	3	3	1	0	6	1	12	0	0

ALL-STAR GAME RECORD

Year	Club/Site	W	L	ERA	G	GS	CG	SHO	SV	IP	H	R	ER	HR	HB	BB	IBB	SO	WP	BK
2015	A.L./Cin.																			

(Did not pitch)

OAKLAND 20-GAME WINNERS

Pitcher	Year	Record	Pct.	ERA	IP
Vida Blue	1971	24-8	.750	*1.82	312.0
Jim Hunter	1971	21-11	.656	2.96	274.0
Jim Hunter	1972	21-7	*.750	2.04	295.0
Vida Blue	1973	20-9	.690	3.20	263.2
Ken Holtzman	1973	21-13	.618	2.97	297.1
Jim Hunter	1973	21-5	*.808	3.34	256.0
Jim Hunter	1974	*25-12	.676	*2.49	318.0
Vida Blue	1975	22-11	.667	3.01	270.0
Mike Norris	1980	22-9	.710	2.63	284.0
Dave Stewart	1987	**20-13	.606	3.68	261.1
Dave Stewart	1988	21-12	.636	3.23	**275.2
Dave Stewart	1989	21-9	.700	3.32	257.2
Bob Welch	1990	*27-6	*.818	2.95	238.0
Dave Stewart	1990	22-11	.667	2.56	*267.0
Tim Hudson	2000	**20-6	*.769	4.14	202.1
Mark Mulder	2001	*21-8	.724	3.45	229.1
Barry Zito	2002	*23-5	.821	2.75	229.1

* Led league

** Tied for league lead

VS. THE AMERICAN LEAGUE

2015		CAREER												
ERA	W	L	S	G	IP	ER	vs. TEAM	ERA	W	L	S	G	IP	ER
1.59	0	1	0	1	5.2	1	Baltimore	5.57	1	3	0	4	21.0	13
1.29	0	1	0	1	7.0	1	Boston	2.08	0	1	0	2	13.0	3
21.00	0	0	0	1	3.0	7	Chicago	8.10	0	0	0	2	10.0	9
0.56	1	0	0	2	16.0	1	Cleveland	0.64	2	0	0	4	28.0	2
0.00	1	0	0	1	8.0	0	Detroit	2.57	1	0	0	2	14.0	4
3.08	2	1	0	4	26.1	9	Houston	2.61	4	2	0	7	48.1	14
6.00	0	0	0	1	6.0	4	Kansas City	3.15	0	2	0	3	20.0	7
3.74	3	1	0	5	33.2	14	Los Angeles	3.18	5	2	0	11	70.2	25
7.50	0	1	0	1	6.0	5	Minnesota	6.19	2	1	0	3	16.0	11
3.00	1	0	0	2	15.0	5	New York	3.43	1	1	0	3	21.0	8
—	0	0	0	0	0.0	0	Oakland	—	0	0	0	0	0.0	0
1.35	0	0	0	2	13.1	2	Seattle	2.14	4	1	0	9	59.0	14
2.08	1	0	0	2	13.0	3	Tampa Bay	2.81	2	1	0	5	32.0	10
1.69	3	1	0	4	26.2	5	Texas	1.92	7	3	0	10	70.1	15
2.57	0	0	0	1	7.0	2	Toronto	2.25	1	1	0	3	20.0	5

VS. THE NATIONAL LEAGUE

2015		CAREER												
ERA	W	L	S	G	IP	ER	vs. TEAM	ERA	W	L	S	G	IP	ER
2.84	0	1	0	1	6.1	2	Arizona	2.84	0	1	0	1	6.1	2
—	0	0	0	0	0.0	0	Atlanta	6.75	0	1	0	1	5.1	4
0.00	1	0	0	1	9.0	0	Los Angeles	0.00	1	0	0	1	9.0	0
—	0	0	0	0	0.0	0	Miami	9.00	0	0	0	1	5.0	5
—	0	0	0	0	0.0	0	Pittsburgh	0.00	0	0	0	1	2.0	0
3.00	1	0	0	1	6.0	2	San Francisco	2.08	2	0	0	2	13.0	3
—	0	0	0	0	0.0	0	Washington	3.86	0	0	0	1	7.0	3

MONTHLY BREAKDOWN

2015		CAREER												
ERA	W	L	S	G	IP	ER	by MONTH	ERA	W	L	S	G	IP	ER
—	0	0	0	0	0.0	0	March	0.00	0	0	0	1	6.0	0
1.98	3	0	0	5	36.1	8	April	2.02	7	1	0	10	71.1	16
1.67	3	2	0	6	37.2	7	May	2.29	4	2	0	11	70.2	18
2.67	3	1	0	5	33.2	10	June	3.96	5	3	0	10	63.2	28
2.37	2	1	0	5	38.0	10	July	1.64	7	1	0	12	77.0	14
2.00	1	2	0	5	36.0	8	August	3.14	4	8	0	16	106.0	37
6.84	2	1	0	5	26.1	20	September	4.11	6	5	0	16	96.1	44

PITCHING BREAKDOWN

2015		CAREER												
ERA	W	L	S	G	IP	ER	by CATEGORY	ERA	W	L	S	G	IP	ER
2.82	6	4	0	15	105.1	33	Home	3.03	17	12	0	39	261.0	88
2.63	8	3	0	16	102.2	30	Away	2.70	16	8	0	37	230.0	69
1.78	5	2	0	9	60.2	12	Day	2.81	14	7	0	26	166.1	52
3.12	9	5	0	22	147.1	51	Night	2.91	19	13	0	50	324.2	105
2.04	10	3	0	18	123.2	28	Pre-ASG	2.40	20	6	0	38	251.1	67
3.74	4	4	0	13	84.1	35	Post-ASG	3.38	13	14	0	38	239.2	90
2.73	14	7	0	31	208.0	63	Starter	2.90	33	20	0	74	487.0	157
—	0	0	0	0	0.0	0	Reliever	0.00	0	0	0	2	4.0	0

BALLPARK BREAKDOWN

	ERA	W	L	S	G	IP	ER
Angel Stadium	1.52	2	0	0	4	23.2	4
Camden Yards	7.53	0	3	0	3	14.1	12
Chase Field	2.84	0	1	0	1	6.1	2
Comerica Park	0.00	1	0	0	1	8.0	0
Dodger Stadium	0.00	1	0	0	1	9.0	0
Fenway Park	3.00	0	0	0	1	6.0	2
Globe Life Arlington	0.96	5	0	0	5	37.1	4
Kauffman Stadium	4.15	0	1	0	2	13.0	6
Marlins Park	9.00	0	0	0	1	5.0	5
Minute Maid Park	6.97	0	1	0	2	10.1	8
O.co Coliseum	3.03	17	12	0	39	261.0	88
PNC Park	0.00	0	0	0	1	2.0	0
Progressive Field	0.60	2	0	0	2	15.0	1
Rogers Centre	3.00	0	1	0	1	6.0	2
Safeco Field	1.07	3	0	0	5	33.2	4
Target Field	3.60	1	0	0	1	5.0	2
Tropicana Field	0.69	1	0	0	2	13.0	1
Turner Field	6.75	0	1	0	1	5.1	4
U.S. Cellular Field	8.10	0	0	0	2	10.0	9
Yankee Stadium	3.86	0	0	0	1	7.0	3

FIELDING STATISTICS

Pitcher

Year	Pct.	G	PO	A	E	TC	DP
2013	.950	12	9	10	1	20	0
2014	.952	33	18	41	3	62	3
2015	1.000	31	37	23	0	60	1
Totals	.972	76	64	74	4	142	4

GRAY'S CAREER BESTS

Low Hit Complete Game: 2 (twice), last: July 12, 2015 at Cleveland

Innings Pitched: 9.0 (five times), last: August 7, 2015 vs. Houston. As reliever: 2.0 (twice), last: July 19, 2013 at Los Angeles (AL)

Strikeouts: 12, September 23, 2014 vs. Los Angeles (AL); 10, May 3, 2015 at Texas. As reliever: 3 (twice), last: July 19, 2013 at Los Angeles (AL)

Pitches: 119, May 3, 2015 at Texas

Longest Winning Streak: 6 (twice), last: June 18 to July 26, 2014

Longest Losing Streak: 4, August 1 to 16, 2014

Longest Scoreless Streak: 20.0, September 23, 2014 to April 11, 2015

GRAY'S 2015 STARTS

Date	Opponent	Score	Dec	ERA	IP	H	R	ER	BB	SO	HR	#PIT
April 6	Texas	8-0	W	0.00	8.0	1	0	0	1	3	0	98
April 11	Seattle	4-5 (11)	-	0.59	7.1	6	2	1	1	4	1	96
April 17	at Kansas City	4-6	-	2.11	6.0	11	4	4	1	5	0	102
April 22	at Los Angeles (AL)	9-2	W	1.91	7.0	2	1	1	2	7	0	95
April 28	Los Angeles (AL)	6-2	W	1.98	8.0	6	2	2	1	6	0	105
May 3	at Texas	7-1	W	1.67	6.2	2	0	0	7	10	0	119
May 8	at Seattle	3-4 (11)	-	1.65	6.0	6	1	1	2	9	0	104
May 13	Boston	0-2	L	1.61	7.0	3	1	1	0	9	0	99
May 19	at Houston	4-6	L	1.92	5.0	7	3	3	3	4	1	104
May 24	at Tampa Bay	7-2	W	1.77	5.0	4	0	0	0	4	0	67
May 29	New York (AL)	6-2	W	1.82	8.0	4	2	2	2	5	1	101
June 3	at Detroit	6-1	W	1.65	8.0	2	0	0	1	7	0	108
June 9	Texas	1-2	L	1.74	6.0	8	2	2	1	6	1	95
June 14	at Los Angeles (AL)	8-1	W	1.60	7.2	5	1	0	0	9	0	100
June 19	Los Angeles (AL)	7-12	-	1.95	6.0	5	6	5	3	2	0	113
June 25	at Texas	6-3	W	2.09	6.0	9	3	3	1	7	1	92
July 7	at New York	4-3 (10)	-	2.20	7.0	6	3	3	3	5	0	110
July 12	at Cleveland	2-0	W	2.04	9.0	2	0	0	1	6	0	107
July 17	Minnesota	0-5	L	2.29	6.0	5	5	5	3	4	2	94
July 22	Toronto	4-3 (10)	-	2.30	7.0	9	2	2	2	3	1	103
July 28	at Los Angeles (NL)	2-0	W	2.16	9.0	3	0	0	1	9	0	110
Aug. 2	Cleveland	2-1 (10)	-	2.12	7.0	4	1	1	4	7	0	96
Aug. 7	Houston	3-1	W	2.06	9.0	5	1	1	0	5	1	107
Aug. 17	at Baltimore	2-4	L	2.04	5.2	7	4	1	2	5	1	97
Aug. 22	Tampa Bay	4-5	-	2.10	8.0	5	3	3	2	4	3	108
Aug. 28	at Arizona	4-6	L	2.13	6.1	5	4	2	2	5	0	98
Sept. 2	Los Angeles (AL)	4-9	L	2.36	5.0	8	6	6	1	2	1	87
Sept. 8	Houston	4-0	W	2.28	7.0	5	0	0	2	4	0	101
Sept. 14	at Chicago (AL)	7-8 (14)	-	2.56	3.0	8	7	7	4	4	2	75
Sept. 19	at Houston	6-10	-	2.72	5.1	8	5	5	4	2	0	101
Sept. 25	San Francisco	5-4	W	2.73	6.0	5	2	2	2	7	1	86



RIGHT-HANDED PITCHER

Height/Weight: 6-4 / 215

Bats/Throws: Right / Right

Birthdate: July 30, 1989

Opening Day Age: 26

Birthplace/Resides: Norwich, Connecticut / Groton, Connecticut

Major League Service: 1 year, 86 days

Obtained: Acquired from San Diego with R.J. Alvarez for Derek Norris, Seth Streich and international bonus slot 117, December 18, 2014

Contract Status: First year of a one-year contract through 2016

CAREER HIGHLIGHTS

Went 6-6 with a 3.35 ERA in 16 starts in his Oakland debut in 2015 after going 7-4 with a 3.07 ERA in 14 games, 12 starts, in his Major League debut with San Diego in 2014...is now 13-10 with a 3.23 ERA in 30 games, 28 starts, in two seasons...tied for third among National League Rookies in wins in 2014...had not pitched above Single-A before starting the 2014 season at Double-A San Antonio...is 6-4 with a 2.26 ERA (41 er in 163.1 ip) and .215 (131-for-608) opponents batting average in 47 games, 44 starts, as a minor leaguer...has allowed just two home runs in 163.1 innings...was originally drafted by Tampa Bay in the sixth round of the 2010 draft but missed his first two professional seasons after undergoing “Tommy John” surgery...was traded to the Padres in a seven-player deal prior to the 2014 season and was dealt to the A’s in a four-player trade following the season.

2015 HIGHLIGHTS

Went 6-6 with a 3.35 ERA in 16 starts in his first season with Oakland, a campaign that was cut short due to an injury...got off to a slow start as he went 1-4 with a 4.43 ERA over his first eight starts through May 20...then tossed a four-hit shutout May 25 against Detroit and went 5-2 with a 2.42 ERA over his final eight starts...was placed on the disabled list July 11 retroactive to July 6 with a right forearm strain and missed the remainder of the season...yielded just five home runs in 96.2 innings, an average of 0.47 per nine innings...that was the lowest mark in the American League among pitchers with 90 or more innings pitched...using the same minimum, he also ranked third in the AL in opponents slugging percentage (.324) and fifth in OPS (.623)...has now surrendered nine home runs in 170.0 career innings (0.48 per nine innings)...six of those nine home runs have come with runners on base...opponents reached base on an error 14 times, which was the most in the majors, despite missing half of the season...it tied for second most by an A’s pitcher over the last 29 years to Tim Hudson’s 15 in 2001...tied for fifth in the AL in unearned runs allowed (10)...allowed a .238 opponents batting average, which included a .185 (33-for-178) mark against right-handed hitters compared to .286 (55-for-192) against left-handers...now has a .191 (58-for-303) career average against righties...has surrendered seven of his nine career home runs to lefties...yielded a .215 batting average, .277 on-base percentage and .290 slugging percentage to batters leading off an inning...however, opponents hit .318 with runners in scoring position...surrendered three of his five home runs in the sixth inning when he had an 8.74 ERA...had a 2.64 ERA in all other innings...went 4-1 with a 1.52 ERA and .169 opponents batting average in six starts during the day compared to 2-5 with a 4.72 ERA and .284 opponents average in 10 starts at night...his career numbers are 6-2 with a 1.56 ERA (11 er in 63.1 ip) during the day, 7-8 with a 4.22 ERA (50 er in 106.2 ip) at night...went 5-4 with a 2.94 ERA in 10 starts on four days rest, 1-2 with a 4.18 ERA in six starts on five days rest or more...is 9-4 with a 2.81 ERA (30 er in 96.0 ip) in 15 career starts on four days rest compared to 4-5 with a 3.69 ERA (29 er in 70.2 ip) in 13 starts on five days rest or more...was 2-0 with a 1.42 ERA in two starts against National League competition and is now 3-1 with a 1.78 ERA (5 er in 25.1 ip) in four career interleague starts...walked two batters or fewer in 14 of his 16 starts but tossed six innings or fewer 11 times...has tossed more than six innings in just eight of his 28 career starts.

OAKLAND: Was credited with his first win as an Athletic in his third start April 18 at Kansas City...combined with Jesse Chavez on a seven-hit shutout in the A’s 5-0 win to improve to 1-1 with a 2.12 ERA and .213 opponents batting average...left the game with one out in the sixth inning due to a blister and missed his next start...then went 0-3 with a 5.86 ERA and .278 opponents batting average over his next five starts, which matched the longest losing streak of his career (Aug. 5, 2014-April 7, 2015)...allowed a career-high six runs in back-to-back starts May 4 at Minnesota and May 9 at Seattle...surrendered a

career-high 10 hits in the outing against the Twins...tossed his first career complete game against Detroit May 25, a four-hit shutout in Oakland...became the first A's pitcher with a shutout on Memorial Day since Dick Fowler and Joe Coleman did it both ends of a 1947 doubleheader against New York...according to the Elias Sports Bureau, he became the first A's pitcher to toss a shutout in a game in which his team made at least three errors since Diego Segui did it for the Kansas City A's June 15, 1965 against California...lost his final start of May on the 30th against New York (AL) and finished the month 1-4 with a 4.30 ERA in six starts...tied for third in the AL in May losses...then went 3-1 with a 2.90 ERA in five starts in June...tossed 3.2 innings and hit three batters in a no decision against Texas June 10...tied the Oakland single game record for hit batters (ninth time, first since Barry Zito on April 15, 2005) and matched the shortest outing of his career as a starter...won back-to-back starts June 15 at San Diego and June 20 against Los Angeles (AL), walking a career-high tying four batters in the latter contest...allowed a run on four hits in 6.0 innings for the win in his final start, a 4-1 A's victory over Colorado July 1.

CAREER

2014—Made his Major League debut with San Diego and went 7-4 with a 3.07 ERA in 14 games, including 12 starts, over four stints with the Padres...tied for third among National League rookies in wins, ranked sixth in strikeouts (70), tied for ninth in games started and 10th in innings pitched (73.1)...surrendered just four home runs in 73.1 innings, an average of 0.49 per nine innings...allowed a .214 opponents batting average, which included a .200 mark against right-handed hitters compared to .227 against left-handers...did not yield a home run to any of the 153 right-handers he faced and had a .256 opponents slugging percentage against righties...all four of the home runs he allowed came with runners on base...opponents hit .211 with runners in scoring position, including .185 with RISP and two outs...went 7-2 with a 2.01 ERA over his first nine starts, 0-2 with a 5.95 ERA over his final five games, including three starts...compiled a 4-0 record and a 2.56 ERA in five starts on four days rest compared to 3-3 with a 3.28 ERA in seven starts on five days rest or more...had a 2.14 ERA over the first five innings of a game, 6.75 from the sixth inning on...was 7-3 with a 2.96 ERA and .199 opponents batting average in his 12 starting assignments, 0-1 with a 5.40 ERA in two relief appearances...inherited three runners in his two relief appearances and allowed all three to score...first batters faced were 0-for-1 with a walk...the Padres were 9-3 (.750) in his starting assignments...was recalled from Double-A San Antonio for the first time June 3 and made his ML debut that evening against Pittsburgh (3.2 ip, 6 h, 4 r, 4 er, 2 bb, 3 so, 2 hr)...was the losing pitcher in a 4-1 decision and was optioned back to San Antonio the following day...recalled for the second time June 14 and went 5-1 with a 1.46 ERA in six starts before being optioned to Triple-A El Paso on July 11...singled in the fourth inning off Zack Wheeler June 14 at New York (NL) for his first Major League hit...went 2-for-22 (.091) with a RBI as a hitter...struck out a career-high nine batters in 5.0 innings June 30 against Cincinnati, including a stretch of seven consecutive outs recorded via strikeout...became the first Padres rookie pitcher to record seven consecutive outs via strikeout since at least 1974...was 4-1 with a 1.95 ERA and .190 opponents batting average in five starts in June...the wins tied for the most in a single month by a Padres rookie pitcher and the opponents average was second lowest of any qualifying rookie pitcher in any month in Padres history...his ERA was 10th lowest by a rookie pitcher in any month in franchise history (min 25.0 IP)...recorded 36 strikeouts through his first five career games (June 3-30), the most by any Padres pitcher to start a career...according to Stats Inc., his 36 strikeouts tied for eighth most by a NL pitcher through his first five career games since the start of the 1914 season, behind only Stephen Strasburg's 48 in 2010, Kerry Wood's 45 in 1998, Mark Prior's 43 in 2002, Jose DeLeon's 43 in 1983, Hideo Nomo's 40 in 1995, Gary Nolan's 39 in 1967 and Burt Hooton's 38 in 1971-72...then went 3-1 with a 2.08 ERA in four starts in July...allowed a .172 batting average and .230 slugging percentage, which were the lowest in franchise history during the month of July...was recalled the third time July 25 and went 2-1 with a 3.99 ERA in five starts before being optioned to San Antonio Aug. 19...won at Atlanta July 25, giving him four wins in his first four starts on the road...that was the longest such career-opening streak in Padres history...picked up his seventh win of the season in his ninth start on July 30 against St. Louis...his seven wins through nine career appearances were the most in Padres franchise history and tied for the third most by a Major League pitcher since the 1914 season, behind only Boston's Boo Ferriss in 1945 and Chicago-AL's John Whitehead in 1935, both of which had eight wins through nine career starts...allowed a sixth inning home run to Kennys Vargas Aug. 5 at Minnesota, snapping a 55.0-inning homerless streak dating back to June 14...it was the fourth longest homerless streak by a rookie in Padres history...recalled for the final time Aug. 30 and remained with the club for the remainder of the season as a reliever...appeared in just two games (5.40 ERA) and did not pitch after Sept. 6...spent the balance of the season pitching for Double-A San Antonio where he was 2-1 with a 1.91 ERA in 13 games, including 10 starts...yielded just one home run

in 42.1 innings...allowed a .221 opponents batting average, including .169 against right-handed hitters compared to .273 against left-handers...surrendered just one extra base hit, a double, to righties for a .182 slugging percentage...opponents hit .194 with runners on base...compiled a 4.50 ERA in the first inning, a 1.11 ERA from the second inning on...tossed fewer than five innings in eight of his 10 starts...went 1-0 and did not allow a run over his first three appearances, all in relief (7.2 ip)...his final 10 outings came as a starter...was 2-1 with a 2.20 ERA in 10 games, seven starts, when San Diego called for the first time June 3...pitched just once during each of his final three minor league stints...was optioned to El Paso July 11 but did not pitch before being transferred to San Antonio for a July 21 start against Corpus Christi (2.0 ip, 1 bb, 2 so)...was sent back to El Paso July 22 and he was recalled by the Padres July 25...made his final minor league start Aug. 26 against Midland (2.0 ip, 3 so).

2013—Went 2-1 with a 2.15 ERA and .218 opponents batting average in 19 starts with Single-A Charlotte...allowed just one home run in 67.0 innings...was named to the Florida State League Midseason All-Star Team as he went 0-1 with a 0.68 ERA over his first 12 starts through June 8...his opponents batting average included a .213 mark against right-handed hitters compared to .227 against left-handers...had no decisions and a 2.73 ERA in 10 starts at home...was 2-1 with a 1.59 ERA in nine starts on the road...tossed a season-high 5.0 innings on two occasions: June 21 at Bradenton and July 14 at Clearwater...recorded each of his victories in those two outings...walked one batter or fewer in 16 of his 19 starts...did not allow a run in five of his first six starts, tossing 3.0 innings in each start...allowed just one run for a 0.50 ERA...had a season-high 12.0-inning scoreless streak from April 27 to May 4...had no decisions, a 0.60 ERA and .182 opponents batting average in five starts in the month of April...then went 0-0 with a 1.06 ERA and .203 opponents batting average in five starts in May...did not allow an earned run over a five-start stretch from May 15 to June 8...tossed 4.0 innings in each of those starts and allowed three runs...allowed his first and only home run of the season July 14 at Clearwater...it snapped a career-opening 30-start, 112.0-inning, 455-batter homerless streak...was placed on the disabled list July 22 with a strained right rotator cuff...made one rehab start with the Rays affiliate in the Gulf Coast Rookie League Aug. 26 against the Twins (2.0 ip, 4 h, 1 r, 4 so)...was reinstated from the DL Aug. 31 and made one final regular season start that day at Palm Beach (3.0 ip, 2 h, 1 r, 1 er, 3 so)...then took the loss in Game 1 of the FSL Championship Series Sept. 5 against Daytona (1.1 ip, 4 h, 4 r, 4 er, 2 bb, 4 so).

2012—Made his professional debut with Single-A Hudson Valley and went 2-2 with a 2.77 ERA in 14 starts for the Renegades...did not allow a home run in 52.0 innings...allowed a .199 opponents batting average, which included a .180 mark against right-handed hitters...yielded a .125 average with runners in scoring position and two outs...went 2-0 with a 1.59 ERA over his final nine starts...allowed just one run from the third inning on for a 0.36 ERA...made his professional debut June 19 against Aberdeen and had a no decision (3.0 ip, 2 h, 1 bb, 2 so)...had a 20.2-inning scoreless streak from Aug. 10 to 31...recorded his first win Aug. 16 at Connecticut (5.0 ip, 1 h, 6 so)...had three consecutive starts from Aug. 16 to 26 where he tossed 5.0 shutout innings and allowed just one hit...named New York-Penn League Pitcher of the Week for back-to-back weeks ending Aug. 19 and Aug. 26...finished August with a 2-0 record and a 1.30 ERA in six starts...then went 0-1 with a 4.50 ERA in two postseason starts (8.0 ip, 11 h, 6 r, 4 er, 4 bb, 9 so)...the Renegades defeated Tri-City two games to one for the NYPL Championship.

2011—Missed the entire season while recovering from Tommy John surgery on his right elbow.

2010—Was signed by Tampa Bay Aug. 14 after being selected in the sixth round of the First-Year Player Draft...did not pitch after undergoing “Tommy John” surgery on his right elbow in August...the surgery was performed by Dr. James Andrews.

PERSONAL/MISCELLANEOUS

Jesse Allen Hahn was originally signed by Rays’ scout Lou Wieben...attended Virginia Tech University...graduated from Fitch High School (CT) where he also played basketball for two years and football for one...in 40 innings pitched as a senior, went 5-1 with 65 strikeouts and only six walks, tossing one no-hitter and three one-hitters...set a state record by posting a 0.17 ERA (min. 35 innings pitched)...set five other single-season school records and earned Pitcher of the Year, all-state, all-area and All-Eastern Connecticut Conference honors...helped his team to a state title in 2006 and the ECC title in 2007.

LIFETIME PITCHING RECORD

Year	Club	W	L	ERA	G	GS	CG	SHO	SV	IP	H	R	ER	HR	HB	BB	IBB	SO	WP	BK	
2010	GCL Rays																				
2011	GCL Rays																				
2012	Hudson Valley	2	2	2.77	14	14	0	0	0	52.0	38	18	16	0	2	15	0	55	2	0	
2013	Charlotte	2	1	2.15	19	19	0	0	0	67.0	55	20	16	1	3	18	0	63	8	0	
	GCL Rays	0	0	0.00	1	1	0	0	0	2.0	4	1	0	0	0	0	0	4	0	0	
2014	San Antonio	2	1	1.91	13	10	0	0	0	42.1	34	13	9	1	1	15	0	38	0	1	
	SAN DIEGO	7	4	3.07	14	12	0	0	0	73.1	57	26	25	4	4	32	1	70	4	0	
2015	OAKLAND	6	6	3.35	16	16	1	1	0	96.2	88	46	36	5	8	25	1	64	7	0	
AL Totals		6	6	3.35	16	16	1	1	0	96.2	88	46	36	5	8	25	1	64	7	0	
NL Totals		7	4	3.07	14	12	0	0	0	73.1	57	26	25	4	4	32	1	70	4	0	
ML Totals		13	10	3.23	30	28	1	1	0	170.0	145	72	61	9	12	57	2	134	11	0	

CAREER TRANSACTIONS

2010 — Selected by the Tampa Bay Rays organization in the 6th round of the First-Year Player Draft. **2014** — Traded to the San Diego Padres with pitcher Alexander Torres for pitcher Brad Boxberger, infielder Logan Forsythe, minor league pitchers Matt Andriese and Matt Lollis and minor league infielder Maxx Tissenbaum, January 22. Traded to the Oakland Athletics with pitcher R.J. Alvarez for catcher Derek Norris, minor league pitcher Seth Streich and international bonus slot 117, December 18. **2015** — On the disabled list, July 6 to November 2.

VS. THE AMERICAN LEAGUE

2015		CAREER												
ERA	W	L	S	G	IP	ER	vs. TEAM	ERA	W	L	S	G	IP	ER
—	0	0	0	0	0.0	0	Baltimore	—	0	0	0	0	0.0	0
—	0	0	0	0	0.0	0	Boston	—	0	0	0	0	0.0	0
2.84	0	0	0	1	6.1	2	Chicago	2.84	0	0	0	1	6.1	2
—	0	0	0	0	0.0	0	Cleveland	—	0	0	0	0	0.0	0
0.56	2	0	0	2	16.0	1	Detroit	0.56	2	0	0	2	16.0	1
4.50	0	1	0	1	6.0	3	Houston	4.50	0	1	0	1	6.0	3
2.38	1	1	0	2	11.1	3	Kansas City	2.38	1	1	0	2	11.1	3
2.84	1	0	0	2	12.2	4	Los Angeles	2.84	1	0	0	2	12.2	4
10.80	0	1	0	1	5.0	6	Minnesota	7.59	0	2	0	2	10.2	9
4.50	0	1	0	1	6.0	3	New York	4.50	0	1	0	1	6.0	3
—	0	0	0	0	0.0	0	Oakland	—	0	0	0	0	0.0	0
4.09	0	1	0	2	11.0	5	Seattle	2.50	1	1	0	3	18.0	5
—	0	0	0	0	0.0	0	Tampa Bay	—	0	0	0	0	0.0	0
6.52	0	1	0	2	9.2	7	Texas	6.52	0	1	0	2	9.2	7
—	0	0	0	0	0.0	0	Toronto	—	0	0	0	0	0.0	0

VS. THE NATIONAL LEAGUE

2015		CAREER												
ERA	W	L	S	G	IP	ER	vs. TEAM	ERA	W	L	S	G	IP	ER
—	0	0	0	0	0.0	0	Arizona	—	0	0	0	0	0.0	0
—	0	0	0	0	0.0	0	Atlanta	1.50	1	0	0	1	6.0	1
—	0	0	0	0	0.0	0	Chicago	—	0	0	0	0	0.0	0
—	0	0	0	0	0.0	0	Cincinnati	0.00	1	0	0	1	5.0	0
1.50	1	0	0	1	6.0	1	Colorado	3.65	1	1	0	3	12.1	5
—	0	0	0	0	0.0	0	Los Angeles	2.25	1	0	0	2	8.0	2
—	0	0	0	0	0.0	0	Miami	—	0	0	0	0	0.0	0
—	0	0	0	0	0.0	0	Milwaukee	—	0	0	0	0	0.0	0
—	0	0	0	0	0.0	0	New York	0.00	1	0	0	1	6.0	0
—	0	0	0	0	0.0	0	Philadelphia	—	0	0	0	0	0.0	0
—	0	0	0	0	0.0	0	Pittsburgh	9.82	0	1	0	1	3.2	4
—	0	0	0	0	0.0	0	St. Louis	4.26	1	0	0	2	12.2	6
1.35	1	0	0	1	6.2	1	San Diego	1.35	1	0	0	1	6.2	1
—	0	0	0	0	0.0	0	San Francisco	3.46	1	1	0	2	13.0	5
—	0	0	0	0	0.0	0	Washington	—	0	0	0	0	0.0	0

MONTHLY BREAKDOWN

2015		CAREER												
ERA	W	L	S	G	IP	ER	by MONTH	ERA	W	L	S	G	IP	ER
2.86	1	1	0	4	22.0	7	April	2.86	1	1	0	4	22.0	7
4.30	1	4	0	6	37.2	18	May	4.30	1	4	0	6	37.2	18
2.90	3	1	0	5	31.0	10	June	2.45	7	2	0	10	58.2	16
1.50	1	0	0	1	6.0	1	July	1.97	4	1	0	5	32.0	7
—	0	0	0	0	0.0	0	August	5.89	0	1	0	4	18.1	12
—	0	0	0	0	0.0	0	September	6.75	0	1	0	1	1.1	1

PITCHING BREAKDOWN

2015		CAREER												
ERA	W	L	S	G	IP	ER	by CATEGORY	ERA	W	L	S	G	IP	ER
3.08	3	3	0	10	61.1	21	Home	3.03	6	5	0	17	98.0	33
3.82	3	3	0	6	35.1	15	Away	3.50	7	5	0	13	72.0	28
1.52	4	1	0	6	41.1	7	Day	1.56	6	2	0	10	63.1	11
4.72	2	5	0	10	55.1	29	Night	4.22	7	8	0	20	106.2	50
3.35	6	6	0	16	96.2	36	Pre-ASG	3.01	11	8	0	23	137.1	46
—	0	0	0	0	0.0	0	Post-ASG	4.13	2	2	0	7	32.2	15
3.35	6	6	0	16	96.2	36	Starter	3.19	13	9	0	28	166.2	59
—	0	0	0	0	0.0	0	Reliever	5.40	0	1	0	2	3.1	2

BALLPARK BREAKDOWN

	ERA	W	L	S	G	IP	ER
AT&T Park	3.00	1	0	0	1	6.0	2
Busch Stadium	7.94	0	0	0	1	5.2	5
Citi Field	0.00	1	0	0	1	6.0	0
Comerica Park	1.29	1	0	0	1	7.0	1
Coors Field	6.75	0	1	0	1	1.1	1
Dodger Stadium	1.50	1	0	0	1	6.0	1
Kauffman Stadium	0.00	1	0	0	1	5.1	0
Minute Maid Park	4.50	0	1	0	1	6.0	3
O.co Coliseum	3.08	3	3	0	10	61.1	21
PETCO Park	2.70	4	2	0	8	43.1	13
Safeco Field	6.75	0	1	0	1	5.1	4
Target Field	7.59	0	2	0	2	10.2	9
Turner Field	1.50	1	0	0	1	6.0	1

FIELDING STATISTICS

Pitcher

Year	Pct.	G	PO	A	E	TC	DP
2014	1.000	14	0	15	0	15	0
2015	.958	16	10	13	1	24	1
Totals	.974	30	10	28	1	39	1

HAHN'S CAREER BESTS

Low Hit Complete Game: 4, May 25, 2015 vs. Detroit

Innings Pitched: 9.0, May 25, 2015 vs. Detroit. As reliever: 2.0, August 31, 2014 vs. Los Angeles (NL)

Strikeouts: 9, June 30, 2014 vs. Cincinnati. As reliever: 3, August 31, 2014 vs. Los Angeles (NL)

Pitches: 112, May 25, 2015 vs. Detroit


Longest Winning Streak: 4, June 14 to 30, 2014

Longest Losing Streak: 3 (twice), last: May 4 to 20, 2015

Longest Scoreless Streak: 10.0 (twice), last: July 11 to 25, 2014

HAHN'S 2015 STARTS

Date	Opponent	Score	Dec	ERA	IP	H	R	ER	BB	SO	HR	#PIT
April 7	Texas	1-3	L	4.50	6.0	7	3	3	0	3	0	91
April 12	Seattle	7-8 (10)	-	3.09	5.2	3	4	1	2	2	0	87
April 18	at Kansas City	5-0	W	2.12	5.1	3	0	0	1	0	0	65
April 29	Los Angeles (AL)	3-6	-	2.86	5.0	4	3	3	1	6	1	89
May 4	at Minnesota	7-8	L	4.33	5.0	10	6	6	0	5	0	104
May 9	at Seattle	2-7	L	4.73	5.1	8	6	4	3	4	0	102
May 15	Chicago (AL)	6-7	-	4.42	6.1	5	4	2	2	5	0	103
May 20	at Houston	1-6	L	4.43	6.0	5	3	3	2	6	1	108
May 25	Detroit	4-0	W	3.69	9.0	4	0	0	1	5	0	112
May 30	New York (AL)	3-5	L	3.77	6.0	7	4	3	1	4	1	103
June 4	at Detroit	7-5	W	3.51	7.0	5	1	1	1	5	0	104
June 10	Texas	5-4	-	3.84	3.2	7	4	4	2	0	0	68
June 15	at San Diego	9-1	W	3.62	6.2	3	1	1	2	4	0	94
June 20	Los Angeles (AL)	4-1	W	3.40	7.2	4	1	1	4	4	0	109
June 26	Kansas City	2-5	L	3.47	6.0	9	5	3	1	5	2	91
July 1	Colorado	4-1	W	3.35	6.0	4	1	1	2	6	0	101

**RIGHT-HANDED PITCHER****Height/Weight:** 6-0 / 198**Bats/Throws:** Right / Right**Birthdate:** February 10, 1989**Opening Day Age:** 27**Birthplace/Resides:** Perth, Australia / Marmion, Australia**Major League Service:** 2 years, 38 days**Obtained:** Acquired from Toronto for Jesse Chavez, November 20, 2015**Contract Status:** First year of a one-year contract through 2016**CAREER HIGHLIGHTS**

Has spent five seasons in the majors with Minnesota (2011-13), Toronto (2014, 15) and Kansas City (2014) and is 8-15 with a 5.15 ERA in 97 games, including 34 starts...was used mostly as a starter over his first four seasons, going 3-15 with a 5.92 ERA in 34 starts and five relief appearances...then pitched exclusively in relief for the first time in his career last year and went 5-0 with a 2.92 ERA in 58 games with the Blue Jays...led all Triple-A pitchers with a 2.45 ERA in 2014...was named to the World Team in the All-Star Futures game in 2010 and 2011...was named Minnesota's Minor League Pitcher of the Year in 2011...pitched for Australia in the World Baseball Classic in 2009.

2015 HIGHLIGHTS

Pitched exclusively in relief for the first time in his career and was 5-0 with a 2.92 ERA in 58 games with Toronto...had career highs in games, strikeouts (71) and wins...his ERA was a career low as was his .240 opponents batting average, .276 on-base percentage and .329 slugging percentage...issued 11 walks in 64.2 innings and his average of 1.53 walks per nine innings ranked eighth lowest among American League relievers...struck out 71 and his strikeout-to-walk ratio of 6.45 ranked fourth...also tied for ninth in wins...his opponents batting average included a .207 (29-for-140) mark against right-handed hitters compared to .283 (30-for-106) against left-handers...entered the season with a .328 career average against righties...allowed a .204 batting average with the bases empty, .293 with runners on base...however, surrendered a .179 batting average with runners in scoring position and two outs...opponents were 0-for-7 with the bases loaded...yielded a .134 batting average with two strikes...the opponents number four hitter was 1-for-25 (.040)...allowed 9-of-30 (30.0%) inherited runners to score...first batters faced were 13-for-53 (.245) with four walks and a hit by pitch (.310 on-base percentage)...did not allow a run in 11 interleague games (11.2 ip, 4 h, 1 bb, 18 so)...had a 2.21 ERA and .213 opponents batting average in 32 games at home, a 3.86 ERA and .273 opponents average in 26 contests on the road...has a 3.96 ERA (61 er in 138.2 ip) in his career at home compared to 6.59 (84 er in 114.2 ip) on the road...logged a 1.75 ERA in 21 day games, a 3.69 ERA in 37 outings at night...tossed more than one inning in 19 of his 58 games, including two or more 10 times...never walked more than one batter in an outing.

TORONTO: Did not allow a run over his first five games and 6.0 innings...then compiled a 6.00 ERA over his next 12 appearances from April 21 to May 26...tossed a season-high 3.0 scoreless innings May 9 against Boston...surrendered his first two home runs of the season May 16 at Houston...would allow just one home run over his final 45 games and 47.1 innings (Sept. 22 against New York-AL)...compiled a 0.87 ERA over a 26-game stretch from May 27 to Aug. 25 and did not allow a run in 24 of those contests...walked in his only plate appearance June 2 at Washington...did not allow a run in 11 games in June (13.0 ip), giving him a career-high 14.1-inning scoreless streak dating back to May 31...allowed three runs in 3.2 innings over his first two outings in July but then had a 13.0-inning scoreless streak from July 22 to Aug. 25...surrendered just five hits during the second scoreless streak (.119 opponents average) and struck out 19 batters...matched his season high with 3.0 innings pitched July 2 against Boston...struck out a season-high five batters in 2.0 innings July 28 against Philadelphia...retired each of the first 20 batters he faced after the All-Star Break before hitting Mike Moustakas with a pitch Aug. 1 against Kansas City...allowed a season-high tying three runs on a season-high six hits in just 1.0 innings Aug. 27 at Texas...had no decisions and a 5.40 ERA in three postseason appearances with Toronto...made his postseason debut in Game 2 of the ALDS against Texas (0.1 ip, 1 h)...pitched twice in the ALCS against Kansas City...allowed three runs in 0.1 innings in Game 3 but came back to

pitch 4.1 scoreless innings the next day (1 h, 2 so)...it was the longest scoreless outing ever by a Blue Jay reliever during the postseason, topping the previous high of 3.2 by Dennis Lamp, who did it twice in the 1985 ALCS, also against the Royals.

CAREER

2014—Began the season at Triple-A Buffalo in the Toronto organization and finished it in the majors with Kansas City...went 1-0 with a 6.08 ERA in three starts over two stints with the Blue Jays and 0-2 with a 4.66 ERA in six games, three starts, with the Royals...combined for a 1-2 record and a 5.23 ERA in nine games, six starts, overall...allowed a .290 opponents batting average, including .286 against right-handed hitters and .295 against left-handers...had a .329 opponents average with the bases empty compared to .236 with runners on...was 1-1 with a 5.61 ERA and .265 opponents batting average in his six starts, 0-1 with a 3.86 ERA and .379 opponents batting average in three relief appearances...first batters faced were 2-for-3 (.667)...was recalled by Toronto the first time May 23 and went 1-0 with a 2.31 ERA in two starts before he was optioned June 1...returned to Toronto June 20 and started that day at Cincinnati...allowed six runs on six hits in 1.2 innings but had a no decision in a 14-9 win and was optioned back to Buffalo following the game...was traded to Kansas City with Erik Kratz for Danny Valencia on July 28 and reported to Triple-A Omaha...was recalled by the Royals Aug. 27 and had a no decision that day against Minnesota, despite allowing just one run in 7.0 innings...was optioned to Northwest Arkansas the next day but returned Sept. 2 when the Nationals season ended...went 0-2 with a 6.57 ERA in five games, including two starts in September...went 8-1 with a 2.33 ERA in 18 games, 16 starts, with Buffalo and 4-1 with a 2.83 ERA in five starts with Omaha...combined for a 12-2 record and a 2.45 ERA in 23 minor league games, including 21 starts...led all Triple-A pitchers in ERA and tied for fourth in wins...struck out 126 batters and walked just 13 for a strikeout-to-walk ratio of 9.69...averaged 0.82 walks per nine innings...appeared in the Triple-A All-Star Game on July 16, earning Top Star honors with 2.0 scoreless innings...started the season with 28.1 innings without issuing a walk...did not issue more than one walk in any start with Buffalo, walking seven total in 108.1 innings...went 6-0 with a 1.82 ERA over his first 12 games, 10 starts...struck out 12 batters in 7.0 innings in his Omaha debut Aug. 1 against Memphis...went 4-1 with a 1.62 ERA in six starts for Aguilas Cibaenas in the Dominican Winter League following the season.

2013—Split his season between Minnesota and Triple-A Rochester...went 1-3 with a 6.85 ERA in 10 games, eight starts, over three stints with the Twins...was 4-8 with a 4.67 ERA in 16 starts with the Red Wings...had a .327 opponents batting average with the Twins, including .326 against right-handed hitters and .327 against left-handers...allowed a .389 batting average with the bases empty compared to .250 with runners on...was on the Opening Day roster with Minnesota and went 0-1 with a 4.66 ERA in two starts before he was optioned to Rochester April 13...returned to the Twins Aug. 9 as the 26th man for the doubleheader that day at Chicago (AL)...started the second game and had a no decision in a 3-2, 10-inning win (6.1 ip, 7 h, 2 r, 2 er, 1 bb, 3 so)...returned to Rochester following the game but joined Minnesota for good Aug. 24...went 1-2 with an 8.33 ERA over his final seven games, including five starts...tossed 6.0 innings of relief Sept. 21 at Oakland, his longest career outing as a reliever...then struck out eight batters in 4.2 innings of relief Sept. 27 against Cleveland, his most strikeouts as a starter or reliever...walked just 15 batters in 98.1 innings with the Red Wings, an average of 1.37 per nine innings...allowed a .294 opponents batting average, including .289 against left-handed hitters and .299 against right-handers...went 1-6 with a 5.72 ERA over his first eight starts, 3-2 with a 3.76 ERA over his final eight starts...was on the disabled list from May 10 to June 18 with an inflamed right elbow...tossed a complete game June 30 at Syracuse but was the losing pitcher in a 2-0 loss...allowed two runs on six hits in 8.0 innings...tossed 6.0 scoreless innings in his next start July 5 against Pawtucket but had a no decision...then allowed one run in 8.0 innings for his second win of the season on July 10 at Scranton/Wilkes-Barre...tossed 8.0 scoreless innings for the win in his final Triple-A start Aug. 19 against Louisville...did not walk a batter and struck out a season-high eight...was claimed off waivers three times following the season: Dec. 13 by Chicago (NL), Dec. 23 by Baltimore and Feb. 21 by Toronto.

2012—Made the Twins Opening Day roster for first time in career...replaced Scott Baker (elbow) in Twins rotation and made first start April 15 vs. Texas, allowing one run on seven hits in 6.0 innings with no walks and four strikeouts...made four starts for the Twins, going 0-2 with a 9.00 ERA before being optioned to Triple-A Rochester May 7...named International League Pitcher of the Week June 4-10 after going 2-0 with a 0.00 ERA...struck out 18 and walked three while surrendering seven hits in 15.2 innings...pitched a seven inning complete game shutout June 4 vs. Columbus, then followed it up with

8.2 shutout innings and 10 strikeouts June 9 at Indianapolis...went 5-0 with a 1.94 ERA in seven starts for the Red Wings...struck out 42 and walked 13 in 46.1 innings...was recalled by the Twins June 16...made four starts and was optioned back to Rochester July 3...posted a 23.0-inning scoreless streak at Rochester from June 4 to July 13...suffered his first Triple-A loss of the season July 23 at Durham after winning first seven decisions...pitched 7.0 or more innings with two-or-fewer runs allowed in 10 of 16 starts for Red Wings...recalled by the Twins August 21...was 9-3 with a 2.20 ERA in 16 starts for the Wings at the time of recall...tied for first on the club in wins (9), ranked first in innings pitched (106.1) and second in strikeouts (82)...tossed his first Major League career complete game, allowing one run on three hits and a season-high six strikeouts, but was dealt the loss August 27 vs. Seattle...Felix Hernandez pitched a complete game shutout for Mariners...earned his first Major League win, allowing two runs on two hits in 6.0 innings with two walks and two strikeouts, Sept. 19 at Cleveland...the win snapped his streak of 17 consecutive starts without a victory, tying Tampa Bay's Jason Hammel (2006-07) and the Mets Craig Anderson (1962-64) for third most all-time...became one of 16 Australian-born pitchers to win a Major League game.

2011—Started season with Double-A New Britain...was named Twins minor league Player of the Week June 4-10 after going 2-0 with a 0.69 ERA...struck out 10 and walked one in two starts (13.0 ip)...selected to pitch for World Team in XM Futures Game July 10 at Chase Field in Arizona, allowing one run on two hits in 1.0 inning pitched...voted by fans as Eastern League All-Star...promoted to Rochester July 19...pitched 8.0 innings, allowing just one run on three hits in his final start for Rochester Aug. 31 against Pawtucket...had his contract selected by Twins Sept. 6...became the ninth Australian-born player to get the call-up to the majors in 2011, the most Australians to make it to the big leagues in a single season (previous high of eight in 2008)...made his first career start Sept. 6 against Chicago (AL) and became the first Australian player since July 1, 2004 (Travis Blackley, Mariners) to make his Major League debut as a starting pitcher...despite suffering the loss, pitched 7.0 innings, allowing three runs on four hits with four strikeouts and three walks...became 28th Australian-born player and 20th pitcher to ever play in the major leagues...combined to go 12-6 with a 3.36 ERA in 25 games, including 24 starts, between Triple-A Rochester and Double-A New Britain...struck out 111 and walked just 21 in 139.1 innings...ranked second among all Twins minor leaguers in strikeouts (111), fifth in innings pitched (139.1) and seventh in starts (24)...named the 10th annual Jim Rantz Award recipient as Twins minor league Pitcher of the Year...named as the right-handed starting pitcher on MiLB.com's 2011 Twins organizational All-Star team...ranked the seventh best prospect in the Twins organization and best control among Twins minor leaguers by *Baseball America* following the season.

2010—Started season at Single-A Beloit...did not allow a run in his first three starts (17.0 ip), and allowed just two runs over first five starts (28.0 ip)...was named Midwest League Player of the Week April 8...was promoted to Single-A Ft. Myers May 10...was named to the 2010 Futures All-Star Game but did not pitch due to appendectomy surgery...was on the disabled list from July 4 to Aug. 17...was ranked by *Baseball America* as 14th best prospect in Florida State League...also named the sixth best prospect in the Twins organization and as having the "Best Control"...pitched in the Australian Baseball League in offseason...threw 26.1 innings over eight appearances, including six starts.

2009—Made three starts for Rookie Elizabethton before being promoted to Single-A Beloit July 8...allowed just four earned runs in first three starts, posting a 1.96 ERA...did not allow a run in back-to-back starts Aug. 22 and 27, allowing just two hits over 13.0 innings...pitched in the World Baseball Classic for Team Australia...appeared in two games out of bullpen against Team Mexico.

2008—Spent the entire year on disabled list with a nerve injury.

2007—Started his professional career with the Gulf Coast League Twins...made 10 starts, including five without allowing a run...struck out a season-high 11 batters in 6.0 scoreless innings Aug. 18.

PERSONAL/MISCELLANEOUS

Liam Johnson Hendriks was originally signed by Twins scout Howard Norsetter...attended Sacred Heart College in Australia.

LIFETIME PITCHING RECORD

Year	Club	W	L	ERA	G	GS	CG	SHO	SV	IP	H	R	ER	HR	HB	BB	IBB	SO	WP	BK
2007	GCL Twins	4	2	2.05	10	10	0	0	0	44.0	41	14	10	2	1	11	0	52	0	0
2008	Elizabethton	(Injured — Did not pitch)																		
2009	Elizabethton	2	0	3.71	3	3	0	0	0	17.0	19	8	7	0	0	1	0	13	0	0
	Beloit	3	5	3.51	11	11	0	0	0	66.2	73	34	26	3	2	15	0	62	5	1
2010	Beloit	2	1	1.32	6	6	0	0	0	34.0	16	6	5	0	1	4	0	39	2	0
	Fort Myers	6	3	1.93	13	12	1	0	0	74.2	63	20	16	2	1	8	0	66	3	0
2011	New Britain	8	2	2.70	16	15	2	0	0	90.0	85	30	27	5	3	18	1	81	0	0
	Rochester	4	4	4.56	9	9	0	0	0	49.1	52	26	25	0	2	3	0	30	1	1
	MINNESOTA	0	2	6.17	4	4	0	0	0	23.1	29	16	16	3	0	6	0	16	1	0
2012	MINNESOTA	1	8	5.59	16	16	1	0	0	85.1	106	61	53	17	4	26	3	50	4	0
	Rochester	9	3	2.20	16	16	1	1	0	106.1	76	28	26	5	1	28	0	82	3	0
2013	MINNESOTA	1	3	6.85	10	8	0	0	0	47.1	67	39	36	10	3	14	1	34	1	0
	Rochester	4	8	4.67	16	16	1	0	0	98.1	115	56	51	9	3	15	0	62	2	0
2014	Buffalo	8	1	2.33	18	16	1	0	0	108.1	92	32	28	6	3	7	0	91	4	0
	TORONTO	1	0	6.08	3	3	0	0	0	13.1	12	9	9	3	2	4	0	8	0	0
	Omaha	4	1	2.83	5	5	0	0	0	35.0	33	13	11	1	0	6	0	35	0	0
	KANSAS CITY	0	2	4.66	6	3	0	0	0	19.1	26	12	10	0	1	3	0	15	1	0
2015	TORONTO	5	0	2.92	58	0	0	0	0	64.2	59	23	21	3	2	11	1	71	4	0
ML Totals		8	15	5.15	97	34	1	0	0	253.1	299	160	145	36	12	64	5	194	11	0

CAREER TRANSACTIONS

2007 — Signed by the Minnesota Twins as a non-drafted free agent, February 25. **2013** — Claimed off waivers by the Chicago Cubs, December 13. Claimed off waivers by the Baltimore Orioles, December 23. **2014** — Claimed off waivers by the Toronto Blue Jays, February 21. Traded to the Kansas City Royals with catcher Erik Kratz for infielder Danny Valencia, July 28. Traded to Toronto for minor league catcher Santiago Nassy, October 29. **2015** — Traded to the Oakland Athletics for pitcher Jesse Chavez, November 20.

DIVISION SERIES RECORD

Year	Club/Opp	W	L	ERA	G	GS	CG	SHO	SV	IP	H	R	ER	HR	HB	BB	IBB	SO	WP	BK
2015	TOR vs. TEX	0	0	0.00	1	0	0	0	0	0.1	1	0	0	0	0	0	0	0	0	0

LEAGUE CHAMPIONSHIP SERIES RECORD

Year	Club/Opp	W	L	ERA	G	GS	CG	SHO	SV	IP	H	R	ER	HR	HB	BB	IBB	SO	WP	BK
2015	TOR vs. KC	0	0	5.79	2	0	0	0	0	4.2	4	3	3	0	0	0	0	2	0	0

WORLD BASEBALL CLASSIC RECORD

Year	Club	W	L	ERA	G	GS	CG	SHO	SV	IP	H	R	ER	HR	HB	BB	IBB	SO	WP	BK
2009	Australia	0	0	10.80	2	0	0	0	0	1.2	3	2	2	0	0	1	0	1	0	0

OAKLAND A'S CONSECUTIVE HOMERLESS INNINGS BY A RELIEVER

90.1	Rollie Fingers, June 8-Oct. 2, 1976
90.1	Paul Lindblad, May 31, 1975-April 13, 1976
84.0	Jeff Tam, May 27, 2001-Sept. 2, 2002
81.0	Bob Locker, May 31, 1971-July 16, 1972
75.2	Ryan Cook, Aug. 8, 2012-Aug. 7, 2013

VS. THE AMERICAN LEAGUE

2015		CAREER												
ERA	W	L	S	G	IP	ER	vs. TEAM	ERA	W	L	S	G	IP	ER
7.56	0	0	0	9	8.1	7	Baltimore	7.62	0	0	0	10	13.0	11
1.35	0	0	0	9	13.1	2	Boston	5.03	0	2	0	11	19.2	11
33.75	0	0	0	2	1.1	5	Chicago	8.42	0	3	0	8	25.2	24
3.86	0	0	0	1	2.1	1	Cleveland	7.31	1	1	0	6	28.1	23
0.00	0	0	0	1	1.0	0	Detroit	2.57	0	0	0	4	14.0	4
3.60	1	0	0	3	5.0	2	Houston	4.82	1	0	0	4	9.1	5
0.00	1	0	0	2	2.0	0	Kansas City	5.23	1	2	0	6	20.2	12
0.00	0	0	0	3	3.0	0	Los Angeles	10.13	0	1	0	4	5.1	6
0.00	0	0	0	2	2.1	0	Minnesota	0.96	0	0	0	3	9.1	1
4.50	1	0	0	3	2.0	1	New York	7.30	1	2	0	5	12.1	10
0.00	0	0	0	2	2.1	0	Oakland	4.07	1	1	0	6	24.1	11
0.00	0	0	0	2	3.0	0	Seattle	2.60	0	1	0	4	17.1	5
0.00	0	0	0	5	4.2	0	Tampa Bay	3.31	0	0	0	7	16.1	6
11.57	0	0	0	3	2.1	3	Texas	3.14	1	0	0	5	14.1	5
—	0	0	0	0	0.0	0	Toronto	—	0	0	0	0	0.0	0

VS. THE NATIONAL LEAGUE

2015		CAREER												
ERA	W	L	S	G	IP	ER	vs. TEAM	ERA	W	L	S	G	IP	ER
0.00	0	0	0	3	2.1	0	Atlanta	0.00	0	0	0	3	2.1	0
—	0	0	0	0	0.0	0	Cincinnati	32.40	0	0	0	1	1.2	6
0.00	1	0	0	1	1.0	0	Miami	0.00	1	0	0	1	1.0	0
—	0	0	0	0	0.0	0	Milwaukee	3.60	0	1	0	1	5.0	2
0.00	0	0	0	3	2.1	0	New York	0.00	0	0	0	3	2.1	0
0.00	1	0	0	3	4.0	0	Philadelphia	0.00	1	0	0	3	4.0	0
—	0	0	0	0	0.0	0	Pittsburgh	5.40	0	1	0	1	5.0	3
0.00	0	0	0	1	2.0	0	Washington	0.00	0	0	0	1	2.0	0

MONTHLY BREAKDOWN

2015		CAREER												
ERA	W	L	S	G	IP	ER	by MONTH	ERA	W	L	S	G	IP	ER
4.70	0	0	0	8	7.2	4	April	5.73	0	2	0	13	33.0	21
3.68	0	0	0	10	14.2	6	May	4.71	1	1	0	13	28.2	15
0.00	2	0	0	11	13.0	0	June	4.06	2	3	0	15	31.0	14
2.70	1	0	0	6	10.0	3	July	4.50	1	0	0	7	14.0	7
3.12	1	0	0	10	8.2	3	August	3.69	2	3	0	16	46.1	19
4.50	1	0	0	12	10.0	5	September	6.23	2	6	0	32	99.2	69
0.00	0	0	0	1	0.2	0	October	0.00	0	0	0	1	0.2	0

PITCHING BREAKDOWN

2015		CAREER												
ERA	W	L	S	G	IP	ER	by CATEGORY	ERA	W	L	S	G	IP	ER
2.21	3	0	0	32	36.2	9	Home	3.96	4	7	0	51	138.2	61
3.86	2	0	0	26	28.0	12	Away	6.59	4	8	0	46	114.2	84
1.75	2	0	0	21	25.2	5	Day	4.00	2	4	0	33	83.1	37
3.69	3	0	0	37	39.0	16	Night	5.72	6	11	0	64	170.0	108
3.00	2	0	0	31	39.0	13	Pre-ASG	5.11	3	6	0	44	100.1	57
2.81	3	0	0	27	25.2	8	Post-ASG	5.18	5	9	0	53	153.0	88
—	0	0	0	0	0.0	0	Starter	5.95	3	14	0	34	171.0	113
2.92	5	0	0	58	64.2	21	Reliever	3.50	5	1	0	63	82.1	32

BALLPARK BREAKDOWN

	ERA	W	L	S	G	IP	ER
Angel Stadium	16.20	0	1	0	2	3.1	6
Camden Yards	7.00	0	0	0	5	9.0	7
Citi Field	—	0	0	0	1	0.0	0
Citizens Bank Park	0.00	1	0	0	2	2.0	0
Comerica Park	9.00	0	0	0	1	4.0	4
Fenway Park	2.08	0	0	0	4	4.1	1
Globe Life Park	4.91	1	0	0	3	7.1	4
Great American	32.40	0	0	0	1	1.2	6
Kauffman Stadium	5.14	0	3	0	7	28.0	16
Minute Maid Park	6.14	0	0	0	3	7.1	5
Nationals Park	0.00	0	0	0	1	2.0	0
O.co Coliseum	5.11	0	1	0	3	12.1	7
PNC Park	5.40	0	1	0	1	5.0	3
Progressive Field	6.75	1	1	0	4	18.2	14
Rogers Centre	2.23	4	0	0	34	48.1	12
Safeco Field	0.00	0	0	0	1	2.0	0
Target Field	4.89	0	6	0	14	77.1	42
Tropicana Field	5.40	0	0	0	3	6.2	4
Turner Field	0.00	0	0	0	1	1.0	0
U.S. Cellular Field	11.42	0	1	0	4	8.2	11
Yankee Stadium	6.23	1	1	0	2	4.1	3

FIELDING STATISTICS

Pitcher		Year	Pct.	G	PO	A	E	TC	DP
		2011	1.000	4	0	6	0	6	0
		2012	1.000	16	5	7	0	12	1
		2013	1.000	10	5	4	0	9	0
		2014	1.000	9	3	0	0	3	0
		2015	1.000	58	4	4	0	8	0
Totals		1.000	97	17	21	0	38	1	

HENDRIKS' CAREER BESTS

Low Hit Complete Game: 3, August 27, 2012 vs. Seattle

Innings Pitched: 9.0, August 27, 2012 vs. Seattle.

As reliever: 6.0, September 21, 2013 at Oakland

Strikeouts: 8, September 27, 2013 vs. Cleveland

Pitches: 108, September 7, 2012 vs. Cleveland

Longest Winning Streak: 5, June 7, 2015 to present

Longest Losing Streak: 9, September 6, 2011 to August 27, 2012

Longest Scoreless Streak: 14.1, May 31 to June 29, 2015



LEFT-HANDED PITCHER

Height/Weight: 6-5 / 220

Bats/Throws: Left / Left

Birthdate: March 11, 1980

Opening Day Age: 36

Birthplace/Resides: Boston, Massachusetts / South Boston, Massachusetts

Major League Service: 6 years, 127 days

Obtained: Signed as a free agent, November 20, 2015

Contract Status: First year of a one-year contract through 2016

CAREER HIGHLIGHTS

Has pitched for six different teams in 11 seasons and is 26-23 with a 4.54 ERA in 201 games, including 74 starts...70 of those starts came in his first five seasons with Chicago-NL (2005-08) and Baltimore (2009)...was 21-20 with a 4.87 ERA in 78 games, including 70 starts, over that stretch...then pitched exclusively in relief from 2010-14 with Boston (2010-12), Cleveland (2013), Los Angeles-AL (2014) and New York-AL (2014), compiling a 3.93 ERA in 119 games...made four appearances with the Red Sox last year, all as a starter...has spent the entire season on a 25-man roster just twice (2007 and 2013)...had career highs in wins (11) and starts (32) with the Cubs in 2007 and appeared in a career-best 63 games with the Indians in 2013...started the Pacific Coast League All-Star Game in 2006.

2015 HIGHLIGHTS

Began the season at Triple-A Syracuse in the Washington organization and finished it by going 2-1 with a 1.55 ERA in four September starts with Boston...the starts were his first as a major leaguer since making 13 with Baltimore in 2009...struck out 36 batters in 29.0 innings (11.17 per nine innings) and walked just five for a strikeout-to-walk ratio of 7.20...has 96 strikeouts in 73.0 innings over the last three years (11.84 per nine innings)...allowed a .141 batting average, including .138 (11-for-80) with both of his home runs against right-handed hitters compared to .158 (3-for-19) against left-handers...yielded a .154 average with runners in scoring position...had a .242 opponents average the first time through the lineup, .091 after that...was selected by Boston Sept. 8 and made his first start Sept. 13 at Tampa Bay...tossed 7.0 shutout innings and allowed just one hit and one walk while striking out 10, but had a no decision in a 2-0 Red Sox win...it was his first start since July 27, 2009 against Kansas City...joined Hideo Nomo (no-hitter, April 4, 2001) as the only pitchers in the last 100 years with 10 or more strikeouts and one hit or fewer in their first career start as a Red Sox...picked up his first win in his second start Sept. 20 at Toronto...struck out 10 in 7.0 innings again and allowed three runs in a 4-3 decision...then tossed the Red Sox only complete game shutout of the season, a two-hitter in a 7-0 win over Baltimore Sept. 25 in his only start at Fenway...walked one and struck out 10...it was his third career complete game, his first since Sept. 22, 2006 at Cincinnati...it was his second career shutout (Sept. 16, 2006 against Cincinnati)...it came in his 200th career appearance...became the first pitcher to strikeout 10 or more batters in each of his first three starts with any American League team...according to the Elias Sports Bureau, he is the only pitcher since 1900 to make his season debut in September or later and record 10 or more strikeouts in each of his first three starts...is the fifth pitcher in Red Sox history to reach double-digits in strikeouts in at least three straight games...took the loss in his final start Oct. 1 at New York (AL)...tossed 6.0 innings to bring his career total to 500.0.

MINORS: Was signed by Washington to a minor league contract March 3 and started the season at Syracuse...was 2-2 with a 2.91 ERA in 25 relief appearances with the Chiefs when he was released June 24...went 1-0 with a 0.00 ERA in two starts with the Long Island Ducks of the independent Atlantic League before signing a minor league deal with Boston Aug. 14...compiled a 3-2 record and a 2.78 ERA in five starts with Triple-A Pawtucket before his promotion to Boston Sept. 8...combined for a 5-4 record and a 2.83 ERA in 30 games with Syracuse and Pawtucket...struck out 61 batters in 54.0 innings, an average of 10.17 per nine innings...allowed a .206 opponents batting average, including .190 (26-for-137) against right-handed hitters compared to .250 (13-for-52) against left-handers...yielded a .171 average to batters leading off an inning but issued 10 walks and hit two batters for a .358 on-base percentage...allowed 9-of-23 (39.1%) inherited runners to score...tossed fewer than one inning in 13 of his 25 relief appearances with Syracuse and six or more innings in each of his five starts with Paw-

tucket...his longest outing as a reliever was 2.0 innings three times...compiled a 0.90 ERA in eight relief appearances in April and had a 1.10 ERA over his first 17 appearances through May 20...struck out two or more batters in eight of his first 10 games through May 4 (21 so in 13.0 ip)...tossed fewer than one inning in 11 of his 12 appearances from May 6 to June 3 (4 er in 6.0 ip, 6.00 ERA)...was on the disabled list from June 5 to 11 with a strained neck...pitched in just three games following his return (2 er in 2.2 ip) before he was released June 24...allowed his only home run with Syracuse in his final outing June 19 against Buffalo...tossed 6.1 shutout innings for the win in his first start with Pawtucket Aug. 15 at Lehigh Valley...added 6.0 shutout innings in his third start Aug. 27 at Buffalo, giving him a 0.93 ERA over his first three starts...struck out a season-high nine batters in a season-high tying 7.0 innings for the win Sept. 1 against Lehigh Valley...allowed seven runs on 10 hits in 6.0 innings for the loss in his final Triple-A start Sept. 6 against Buffalo.

CAREER

2014—Pitched for three different organizations, including stints in the majors with the Angels and Yankees...was signed by Boston to a minor league contract Feb. 8 and was traded to Los Angeles (AL) July 1...allowed a run on one hit and three walks in two appearances without recording an out and was released July 9...signed a minor league deal with New York (AL) July 16 and made four appearances with Triple-A Scranton/Wilkes-Barre before joining the Yankees Aug. 5...logged a 1.69 ERA in 14 appearances with New York and combined for a 3.38 ERA in 16 appearances overall...tossed just 5.1 innings and never more than 0.2 in an outing...faced just one batter eight times...nine of his 16 outs were recorded by strikeout...allowed just 1-of-16 (6.3%) inherited runners to score but first batters faced hit .308 with a .438 on-base percentage...opponents hit .318 overall, including .250 by left-handed hitters and .500 by right-handers...did not allow a run in 11 games (4.2 ip) at Yankee Stadium...started the year at Triple-A Pawtucket and went 3-3 with two saves and a 3.23 ERA in 25 appearances...struck out 45 in 39.0 innings and did not allow a home run...held the opposition to a .206 batting average, including .196 against lefties...did not allow a run in 10 games on the road (18.0 ip)...tossed at least one inning in 24 of his 25 appearances, including a season-high 3.0 June 4 at Durham...struck out a season-high five batters May 23 at Syracuse...had a 3.62 ERA at the end of May...then started June with a 10.0 inning scoreless streak...recorded the save in his final outing with Pawtucket June 28 against Durham...was traded to Los Angeles (AL) July 1 for cash and made both of his appearances with the Angels that day in a doubleheader at Chicago (AL)...was designated for assignment July 5 and released July 9...was assigned to Scranton/Wilkes-Barre after signing with the Yankees and did not allow a run in four relief appearances (4.0 ip)...pitched one inning and struck out at least two batters in each outing for a total of 10 strikeouts in 4.0 innings...was on the disabled list July 26 to Aug. 1 with an inflamed left shoulder...was reinstated Aug. 2, pitched against Syracuse that day, and was promoted to New York Aug. 5...did not allow a run in six August appearances (2.1 ip)...was designated for assignment Aug. 29, outrighted to Scranton/Wilkes-Barre Aug. 31 and selected by New York Sept. 2...did not allow a run in his first five appearances following his return for a 4.2-inning scoreless streak overall.

2013—Was a non-roster invitee with Cleveland and broke camp with the club, making the Indians' Opening Day roster...was 1-2 with a 6.28 ERA in a career-high 63 appearances...did not allow a run in 46 of his outings and did not yield an earned run 48 times...finished with 13 holds, which was second most on the team...struck out 51 in 38.2 innings, an average of 11.9 strikeouts per nine innings...held lefties to a .238 batting average and two home runs...had a 3.09 ERA and held opponents to a .195 average over his first 16 games of the season compared to a 7.67 ERA and a .280 average in his last 47 games...stranded 51 of his American League leading 63 inherited runners...his inherited runners scored rate of 19.0% was eighth lowest in the AL...snapped a streak of 51 consecutive games (40.2 ip) without allowing a home run when Andy Dirks hit one off him May 11 at Detroit...it was his first home run allowed in his Major League career as a reliever and his first overall since July 21, 2009 against New York (AL).

2012—Was limited to 25 games with the Red Sox after returning from Tommy John surgery in April and missing time from mid-June through August with a left elbow strain...began the season on the 15-day disabled list while recovering from June 9, 2011 Tommy John surgery...combined for a 2.00 ERA with two walks and 18 strikeouts in 9.0 innings in eight rehab games for Single-A Greenville, High-A Salem and Triple-A Pawtucket before being activated from the DL April 27...on April 29 at Chicago (AL), he made his first Major League appearance since June 1, 2011, and allowed one run in 0.2 innings...it was his first run allowed with Boston, snapping a record 15-game scoreless stretch to begin a Red Sox

career (12.0 ip)...posted a nine-game scoreless stretch from May 1-19 (7.2 ip) and a career-high eight-game hitless streak from May 4-19 (6.0 ip), tying the longest all-time hitless games stretch for a Red Sox pitcher...allowed just three base runners during that eight-game stretch, all walks...landed back on the 15-day DL on June 10 (retroactive to June 9) with a left elbow strain...was transferred to the 60-day DL July 6...in eight rehab appearances between the Rookie-level GCL Red Sox, Double-A Portland and Pawtucket, he went 1-1 with a 2.45 ERA...was reinstated Sept. 1...was not charged with a run in 6.0 innings over eight appearances after coming off the DL...did not allow a run in a season-high 10 straight games overall to end the season dating back to June 3, throwing 8.0 frames with 12 strikeouts over that stretch...22 of his 25 Major League appearances were scoreless, 16 were hitless, and nine were perfect...allowed just one run in 13 games against the AL East for a 0.87 ERA...14 of 15 outings at Fenway were scoreless and he posted a 1.38 ERA at home...held lefties to a .205 average while right-handers hit .273 off him.

2011—Was limited to nine games with the Red Sox due to season-ending Tommy John Surgery...was placed on the 15-day disabled list June 3 retroactive to June 2 and underwent successful surgery on June 9 to reconstruct a torn ulnar collateral ligament in his left arm...the surgery was performed by Dr. James Andrews in Pensacola, FL...was transferred to the 60-day DL June 27...was selected by Boston from Triple-A Pawtucket May 5...did not allow a run in nine outings spanning 8.0 innings out of the bullpen for Boston...retired 24 of 31 batters faced with at least one strikeout in eight of the 9 games (12 total)...held opponents to a .115 average, including .071 against left-handed hitters...began the year with Pawtucket...went 1-0 with one save and a 1.13 ERA over 10 relief appearances with the PawSox, allowing earned runs in only one game...with Pawtucket, he struck out 18 and held opponents to a .143 average, including .100 against lefties.

2010—Split the season between the St. Louis and Boston organizations, including six relief outings for the Red Sox in September...signed with Boston as a minor league free agent June 30 and was selected to the Major League roster Sept. 13...tossed 4.0 scoreless innings over six relief outings...became the 93rd Massachusetts-born player to appear in a game for the Red Sox...held left-handed hitters to a .125 average...earned the win in his Boston debut Sept. 14 at Seattle, retiring the only batter he faced to end the seventh inning...became the first pitcher to win his Red Sox debut in relief since Anastacio Martinez on May 22, 2004 against Toronto...was assigned to Pawtucket after signing a minor league deal with the Red Sox and went 3-1 while leading the PawSox with a 3.74 ERA in 19 games (6 starts) beginning with his July 1 debut...combined to go 7-4 with a 4.00 ERA and 102 strikeouts in 99.0 innings in 42 combined Triple-A appearances (10 starts) between the Triple-A Cardinals Memphis affiliate and Pawtucket.

2009—Was limited to 14 games (13 starts) for Baltimore due to a pair of stints on the disabled list...began the season on the DL with a strained left elbow...was reinstated May 15 but hit the DL again July 29 with left shoulder inflammation and missed the remainder of the season...Baltimore went 8-5 in his 13 starts, including a 6-1 mark in his first seven assignments...made a combined four rehab starts between Single-A Frederick and Triple-A Norfolk and posted a 1.65 ERA in those games...earned the win in his season debut May 16 at Kansas City...also earned the victory June 1 at Seattle with a season-high seven strikeouts over 7.0 scoreless innings.

2008—Endured four stints on the disabled list due to a back muscle strain and a left calf strain...broke camp with the Cubs, but made just five starts before being optioned to Triple-A Iowa May 3...did not pitch again in the majors that season...recorded 57 strikeouts over 47.2 innings in the minor leagues between Iowa, Double-A Daytona, and the Rookie-level Arizona League Cubs (rehab)...landed on the DL twice with Iowa, from May 17 to 29 and June 22 to July 15...was reinstated July 16 and immediately transferred to Double-A Daytona, where he hit the DL again from Aug. 4 to 30...was reinstated Aug. 31, recalled by the Cubs and immediately placed on the major league DL, missing the rest of the season.

2007—Set career bests in wins (11), starts (32), innings pitched (195.0) and strikeouts (183) with the Cubs in his first full Major League season...led National League left-handed pitchers and ranked fifth overall in strikeouts...also finished fifth in the NL with a .235 opponent batting average...received just 3.4 runs of support, which was the second lowest mark in the majors...led ML starters with a .191 average against left-handed hitters...among NL starters, finished third in both opponents on-base percentage (.263) and opponents slugging percentage (.309) against left-handers...allowed one run on one hit, a home run by Cory Hart, with no walks and six strikeouts over 7.0 innings in his first start of the season,

April 6 at Milwaukee...owned a 0.41 ERA after his first three starts...of his 32 outings, 17 were quality starts...finished tied for fourth among NL left-handers with 17 outings of allowing two earned runs or fewer...struck out at least five batters on 23 occasions...took the loss in Game 3 of the NLDS on Oct. 6 against Arizona...worked 3.0 innings and allowed three runs on six hits.

2006—Split the season between Triple-A Iowa and Chicago...had two stints with the Cubs, from May 1-20 and July 27 through the remainder of the season...earned his first career Major League victory Aug. 1 against Arizona...went 3-1 while leading the NL with both a 1.84 ERA and 52 strikeouts over his last seven starts from Aug. 26 to Sept. 27...notched both of the Cubs complete games on the year, doing it in back-to-back starts, Sept. 16 against Cincinnati and Sept. 22 at Cincinnati (5.0 ip)...collected a pair of double-digit strikeout games, including 11 on Sept. 6 against Pittsburgh and 10 in a two-hit shutout on Sept. 16 against Cincinnati...began the season with Iowa and made 15 starts over two stints in Triple-A, going 7-1 with a 1.80 ERA and 135 strikeouts in 100.0 innings...finished second in the Pacific Coast League in strikeouts despite making his final appearance with the club July 22...started the PCL All-Star Game, July 12 in Toledo...was named the game's Most Valuable Pitcher after fanning two batters in 2.0 scoreless innings against the International League...following the season, was chosen as the left-handed pitcher on the Topps/Minor League Baseball Triple-A All-Star team...twice earned PCL Pitcher of the Week honors: April 6-16 and May 29-June 4.

2005—Pitched at three minor league levels for the Cubs and made his Major League debut...appeared in 10 games (4 starts) over three big league stints...made his ML debut June 15 against Florida in relief (1.0 ip, 2 r)...made his first start July 25 against San Francisco and had a no decision (5.0 ip, 2 r)...went 11-4 with a 3.31 ERA in the minor leagues between High-A Peoria, Double-A West Tennessee and Triple-A Iowa...led all full-season minor league pitchers with 13.36 strikeouts per nine innings...ranked third in the minors overall in strikeouts (194)...was named the PCL Pitcher of the Week for Aug. 15-21...after the season, was selected as the No. 5 Cubs prospect and the No. 14 prospect in the PCL by *Baseball America*.

2004—Pitched for Single-A Daytona and led the club with 136 strikeouts in 109.1 innings...went 7-6 with a 4.03 ERA in 28 games (19 starts)...posted a 3.93 ERA as a starter...struck out 10 batters in back-to-back outings, May 20 against Tampa and May 25 at Fort Myers...after the season, was rated by *Baseball America* having the best curveball in the Cubs organization.

2003—Split the season between Single-A Lansing and Short-A Boise...combined to fan 149 batters in 97.2 innings...went 1-7 with a 3.87 ERA...began the season at Lansing before a June 16 transfer to Boise at the start of the Northwest League schedule.

2002—Pitched in six games, including five starts, to begin his pro career at Short-A Boise...was 0-2 with an 8.36 ERA...did not allow a home run in 14.0 innings.

PERSONAL/MISCELLANEOUS

Richard Joseph Hill was originally signed by Cubs scout Scott May...is married to Caitlin...is a 1999 graduate of Milton (MA) High School...attended the University of Michigan where he pitched for three seasons from 2000-02.

LIFETIME PITCHING RECORD

Year	Club	W	L	ERA	G	GS	CG	SHO	SV	IP	H	R	ER	HR	HB	BB	IBB	SO	WP	BK
2002	Boise	0	2	8.36	6	5	0	0	0	14.0	15	19	13	0	3	14	0	12	4	0
2003	Lansing	0	1	2.76	15	4	0	0	0	29.1	14	12	9	0	3	36	0	50	9	0
	Boise	1	6	4.35	14	14	0	0	0	68.1	57	40	33	5	9	32	0	99	5	1
2004	Daytona	7	6	4.03	28	19	0	0	0	109.1	88	64	49	9	19	72	0	136	12	5
2005	West Tenn	4	3	3.28	10	10	0	0	0	57.2	42	22	21	9	2	21	0	90	0	0
	Iowa	6	1	3.60	11	10	1	0	0	65.0	53	28	26	11	4	14	0	92	2	0
	CHICAGO (NL)	0	2	9.13	10	4	0	0	0	23.2	25	24	24	3	1	17	1	21	0	0
	Peoria	1	0	1.13	1	1	0	0	0	8.0	5	2	1	0	0	0	0	12	0	0
2006	Iowa	7	1	1.80	15	15	0	0	0	100.0	62	22	20	3	5	21	0	135	2	0
	CHICAGO (NL)	6	7	4.17	17	16	2	1	0	99.1	83	51	46	16	2	39	1	90	3	0
2007	CHICAGO (NL)	11	8	3.92	32	32	0	0	0	195.0	170	89	85	27	12	63	3	183	1	1
2008	CHICAGO (NL)	1	0	4.12	5	5	0	0	0	19.2	13	9	9	2	1	18	0	15	1	0
	Iowa	2	4	5.88	7	7	0	0	0	26.0	22	19	17	4	2	28	0	32	3	0
	AZL Cubs	1	1	2.89	3	3	0	0	0	9.1	5	5	3	0	1	5	0	11	1	0
	Daytona	1	2	8.03	3	3	0	0	0	12.1	12	12	11	0	3	11	0	14	1	0
2009	Frederick	0	1	3.00	1	1	0	0	0	3.0	1	1	1	0	1	0	0	3	0	0
	Norfolk	1	1	1.35	3	3	0	0	0	13.1	5	2	2	1	1	9	0	14	0	0
	BALTIMORE	3	3	7.80	14	13	0	0	0	57.2	68	53	50	7	1	40	2	46	1	1
2010	Memphis	4	3	4.30	23	4	0	0	0	46.0	35	26	22	5	8	30	1	47	1	1
	Pawtucket	3	1	3.74	19	6	0	0	0	53.0	45	22	22	3	9	29	0	55	1	2
	BOSTON	1	0	0.00	6	0	0	0	0	4.0	5	0	0	0	0	1	0	3	0	0
2011	Pawtucket	1	0	1.13	10	0	0	0	1	16.0	8	3	2	1	1	5	0	18	0	0
	BOSTON	0	0	0.00	9	0	0	0	0	8.0	3	0	0	0	1	3	0	12	1	0
2012	Greenville	0	0	4.50	2	2	0	0	0	2.0	2	1	1	0	0	0	0	5	0	0
	Salem	0	0	0.00	3	3	0	0	0	4.0	1	0	0	0	1	1	0	8	0	0
	Pawtucket	1	0	1.13	8	0	0	0	0	8.0	3	1	1	1	0	2	0	10	0	0
	BOSTON	1	0	1.83	25	0	0	0	0	19.2	17	4	4	0	0	11	1	21	0	0
	GCL Red Sox	0	1	13.50	2	1	0	0	0	1.1	0	2	2	0	0	2	0	3	0	0
	Portland	0	0	0.00	1	0	0	0	0	1.0	1	0	0	0	0	0	0	1	0	0
2013	CLEVELAND	1	2	6.28	63	0	0	0	0	38.2	38	30	27	3	2	29	6	51	6	1
2014	Pawtucket	3	3	3.23	25	0	0	0	2	39.0	29	15	14	0	2	17	1	45	2	0
	LOS ANGELES (AL)	0	0	INF	2	0	0	0	0	0.0	1	1	1	0	0	3	0	1	0	0
	Scranton/Wilkes-Barre	0	0	0.00	4	0	0	0	0	4.0	2	0	0	0	0	1	0	10	2	0
	NEW YORK (AL)	0	0	1.69	14	0	0	0	0	5.1	6	1	1	0	1	3	1	9	0	0
2015	Syracuse	2	2	2.91	25	0	0	0	0	21.2	12	9	7	1	5	21	0	32	3	0
	Long Island (Ind.)	1	0	0.00	2	2	0	0	0	11.0	2	0	0	0	0	3	0	21	0	0
	Pawtucket	3	2	2.78	5	5	0	0	0	32.1	27	11	10	3	2	9	0	29	0	0
	BOSTON	2	1	1.55	4	4	1	1	0	29.0	14	5	5	2	2	5	0	36	0	0
AL Totals		8	6	4.88	137	17	1	1	0	162.1	152	94	88	12	7	95	10	178	9	2
NL Totals		18	17	4.37	64	57	2	1	0	337.2	291	173	164	48	16	137	5	309	5	1
ML Totals		26	23	4.54	201	74	3	2	0	500.0	443	267	252	60	23	232	15	487	14	3

CAREER TRANSACTIONS

1999 — Selected by the Cincinnati Reds in the 36th round of the First-Year Player Draft, did not sign. **2001** — Selected by the Anaheim Angels in the 7th round of the First-Year Player Draft, did not sign. **2002** — Selected by the Chicago Cubs with the Texas Rangers pick in the 4th round (compensation for Todd Van Poppel) of the First-Year Player Draft. **2008** — On the disabled list, August 31 to October 7. **2009** — Traded to the Baltimore Orioles for cash, February 2. On the disabled list, March 29 to May 15; included rehabilitation assignments to Frederick, April 24 to 28, and Norfolk, April 29 to May 15. On the disabled list, July 28 to October 30. Elected free agency, November 3. **2010** — Signed by the St. Louis Cardinals to a minor league contract, January 28. Released, June 26; signed by the Boston Red Sox to a minor league contract, June 30. Elected free agency, October 8; re-signed by Boston to a minor league contract, December 11. **2011** — On the disabled list, June 2 to October 30. Granted free agency (contract non-tender), December 12; re-signed by Boston, December 13. **2012** — On the disabled list March 26 to April 26; included rehabilitation assignments to Greenville, April 7 to 12, Salem, April 13 to 19, and Pawtucket, April 20 to 26. On the disabled list, June 9 to August 31; included rehabilitation assignments to GCL Red Sox, August 13 to 16, Portland, August 17 to 19, and Pawtucket, August 20 to 31. Granted free agency (contract non-tender), November 30. **2013** — Signed by the Cleveland Indians to a minor league contract, February 7. Elected free agency, October 31. **2014** — Signed by Boston to a minor league contract, February 8. Traded to the Los Angeles Angels for cash, July 1. Released, July 9; signed by the New York Yankees to a minor league contract, July 16. Elected free agency, October 30. **2015** — Signed by the Washington Nationals to a minor league contract, March 3. Released, June 24; signed by Boston to a minor league contract August 14. Elected free agency, November 2; signed by the Oakland Athletics, November 20.

DIVISION SERIES RECORD

Year	Club/Opp	W	L	ERA	G	GS	CG	SHO	SV	IP	H	R	ER	HR	HB	BB	IBB	SO	WP	BK
2007	CHI (NL) vs. ARI	0	1	9.00	1	1	0	0	0	3.0	6	3	3	1	1	2	0	3	0	0

VS. THE AMERICAN LEAGUE

2015	CAREER													
	ERA	W	L	S	G	IP	ER	vs. TEAM	ERA	W	L	S	G	IP
0.00	1	0	0	1	9.0	0	Baltimore	0.60	1	0	0	11	15.0	1
—	0	0	0	0	0.0	0	Boston	12.86	0	0	0	7	7.0	10
—	0	0	0	0	0.0	0	Chicago	6.35	0	1	0	16	17.0	12
—	0	0	0	0	0.0	0	Cleveland	0.00	0	0	0	7	4.2	0
—	0	0	0	0	0.0	0	Detroit	6.10	0	0	0	13	10.1	7
—	0	0	0	0	0.0	0	Houston	2.86	2	0	0	8	28.1	9
—	0	0	0	0	0.0	0	Kansas City	5.91	2	0	0	11	10.2	7
—	0	0	0	0	0.0	0	Los Angeles (AL)	6.23	0	0	0	6	8.2	6
—	0	0	0	0	0.0	0	Minnesota	9.53	0	1	0	8	5.2	6
3.00	0	1	0	1	6.0	2	New York (AL)	6.14	0	2	0	10	14.2	10
—	0	0	0	0	0.0	0	Oakland	7.36	0	1	0	5	3.2	3
—	0	0	0	0	0.0	0	Seattle	1.86	2	0	0	9	19.1	4
0.00	0	0	0	1	7.0	0	Tampa Bay	4.97	1	0	0	10	12.2	7
—	0	0	0	0	0.0	0	Texas	0.00	0	0	0	2	0.2	0
3.86	1	0	0	1	7.0	3	Toronto	4.76	1	1	0	10	22.2	12

VS. THE NATIONAL LEAGUE

2015	CAREER													
	ERA	W	L	S	G	IP	ER	vs. TEAM	ERA	W	L	S	G	IP
—	0	0	0	0	0.0	0	Arizona	4.13	1	1	0	4	24.0	11
—	0	0	0	0	0.0	0	Atlanta	1.89	3	0	0	7	33.1	7
—	0	0	0	0	0.0	0	Chicago	0.00	0	0	0	1	0.2	0
—	0	0	0	0	0.0	0	Cincinnati	4.05	3	2	0	9	40.0	18
—	0	0	0	0	0.0	0	Colorado	8.80	0	2	0	3	15.1	15
—	0	0	0	0	0.0	0	Florida	13.50	0	1	0	2	5.1	8
—	0	0	0	0	0.0	0	Los Angeles	0.00	0	0	0	1	6.0	0
—	0	0	0	0	0.0	0	Milwaukee	3.86	2	1	0	6	35.0	15
—	0	0	0	0	0.0	0	New York	13.50	0	2	0	4	8.0	12
—	0	0	0	0	0.0	0	Philadelphia	4.50	1	2	0	7	24.0	12
—	0	0	0	0	0.0	0	Pittsburgh	3.79	3	1	0	7	40.1	17
—	0	0	0	0	0.0	0	San Diego	8.16	0	3	0	3	14.1	13
—	0	0	0	0	0.0	0	San Francisco	3.18	2	1	0	5	34.0	12
—	0	0	0	0	0.0	0	St. Louis	4.05	1	0	0	5	20.0	9
—	0	0	0	0	0.0	0	Washington	4.34	1	1	0	4	18.2	9

MONTHLY BREAKDOWN

2015	CAREER													
	ERA	W	L	S	G	IP	ER	by MONTH	ERA	W	L	S	G	IP
—	0	0	0	0	0.0	0	April	2.70	4	1	0	17	60.0	18
—	0	0	0	0	0.0	0	May	5.69	3	7	0	49	93.1	59
—	0	0	0	0	0.0	0	June	5.55	3	3	0	27	73.0	45
—	0	0	0	0	0.0	0	July	5.97	2	4	0	27	63.1	42
—	0	0	0	0	0.0	0	August	4.93	5	5	0	33	87.2	48
1.17	2	0	0	3	23.0	3	September	2.99	9	2	0	43	114.1	38
3.00	0	1	0	1	6.0	2	October	2.16	0	1	0	5	8.1	2

PITCHING BREAKDOWN

2015	CAREER													
	ERA	W	L	S	G	IP	ER	by CATEGORY	ERA	W	L	S	G	IP
0.00	1	0	0	1	9.0	0	Home	4.22	14	6	0	104	249.2	117
2.25	1	1	0	3	20.0	5	Away	4.85	12	17	0	97	250.1	135
1.93	1	0	0	2	14.0	3	Day	4.21	11	6	0	65	181.2	85
1.20	1	1	0	2	15.0	2	Night	4.72	15	17	0	136	318.1	167
—	0	0	0	0	0.0	0	Pre-ASG	5.02	11	13	0	106	249.0	139
1.55	2	1	0	4	29.0	5	Post-ASG	4.05	15	10	0	95	251.0	113
1.55	2	1	0	4	29.0	5	Starter	4.57	22	21	0	74	413.2	210
—	0	0	0	0	0.0	0	Reliever	4.38	4	2	0	127	86.1	42

BALLPARK BREAKDOWN

	ERA	W	L	S	G	IP	ER
Angel Stadium	9.00	0	0	0	3	6.0	6
AT&T Park	4.85	0	1	0	2	13.0	7
Busch Stadium	2.35	0	0	0	2	7.2	2
Camden Yards	9.55	0	0	0	10	21.2	23
Chase Field	11.25	0	1	0	1	4.0	5
Citizens Bank Park	4.97	1	1	0	4	12.2	7
Comerica Park	5.79	0	0	0	6	4.2	3
Coors Field	8.80	0	2	0	3	15.1	15
Dodger Stadium	0.00	0	0	0	1	6.0	0
Fenway Park	1.65	2	0	0	25	27.1	5
Globe Life Park	0.00	0	0	0	1	0.1	0
Great American	3.38	1	1	0	4	16.0	6
Kauffman Stadium	3.86	1	0	0	6	7.0	3
Miller Park	0.79	1	0	0	2	11.1	1
Minute Maid Park	1.08	2	0	0	5	16.2	2
Nationals Park	3.18	0	0	0	1	5.2	2
O.co Coliseum	16.20	0	1	0	3	1.2	3
Original Yankee Stadium	27.00	0	0	0	1	0.1	1
PETCO Park	7.50	0	1	0	1	6.0	5
PNC Park	6.19	0	1	0	3	16.0	11
Progressive Field	5.76	1	1	0	35	25.0	16
RFK Stadium	9.00	0	1	0	1	6.0	6
Rogers Centre	2.70	1	0	0	4	10.0	3
Safeco Field	0.00	2	0	0	4	9.0	0
Shea Stadium	13.50	0	2	0	2	7.1	11
Sun Life Stadium	12.46	0	1	0	1	4.1	6
Target Field	27.00	0	1	0	3	1.1	4
Tropicana Field	1.08	0	0	0	4	8.1	1
Turner Field	0.81	3	0	0	5	22.1	2
U.S. Cellular Field	7.36	0	1	0	10	14.2	12
Wrigley Field	3.94	11	5	0	32	176.0	77
Yankee Stadium	3.86	0	2	0	16	16.1	7

FIELDING STATISTICS

Pitcher	Year	Pct.	G	PO	A	E	TC	DP
	2005	1,000	10	1	1	0	2	0
	2006	.900	17	2	7	1	10	0
	2007	.867	32	4	22	4	30	0
	2008	1,000	5	0	2	0	2	0
	2009	.909	14	1	9	1	11	0
	2010	—	6	0	0	0	0	0
	2011	1,000	9	1	0	0	1	1
	2012	1,000	25	4	4	0	8	1
	2013	.875	63	3	4	1	8	0
	2014	—	16	0	0	0	0	0
	2015	.750	4	1	2	1	4	0
Totals		.895	201	17	51	8	76	2

HILL'S CAREER BESTS

Low Hit Complete Game: 2 (twice), last: September 25, 2015 vs. Baltimore

Innings Pitched: 9.0 (twice), last: September 25, 2015 vs. Baltimore. As reliever: 4.1, June 22, 2005 at Milwaukee

Strikeouts: 11 (twice), June 7, 2007 at Atlanta; September 6, 2006 vs. Pittsburgh; 10 (six times), last: September 25, 2015 vs. Baltimore. As reliever: 6, June 22, 2005 at Milwaukee

Pitches: 120, September 11, 2006 at Atlanta

Longest Winning Streak: 6, September 12, 2007 to June 1, 2009

Longest Losing Streak: 6, August 5, 2005 to May 20, 2006

Longest Scoreless Streak: 19.0, April 6-24, 2007

HILL'S 2015 STARTS

Date	Opponent	Score	Dec	ERA	IP	H	R	ER	BB	SO	HR	#PIT
Sept. 13	at Tampa Bay	2-0	-	0.00	7.0	1	0	0	1	2	0	109
Sept. 20	at Toronto	4-3	W	1.93	7.0	7	3	3	0	0	1	107
Sept. 25	Baltimore	7-0	W	1.17	9.0	2	0	0	1	10	0	116
Oct. 1	at New York (AL)	1-4	L	1.55	6.0	4	2	2	3	6	1	102

**INFIELDER****Height/Weight:** 5-11 / 195**Bats/Throws:** Right / Right**Birthdate:** March 7, 1988**Opening Day Age:** 28**Birthplace/Resides:** Park Ridge, Illinois / Des Plaines, Illinois**Major League Service:** 132 days**Obtained:** Acquired from Minnesota for Orlando Cabrera and cash, July 31, 2009**Contract Status:** First year of a one-year contract through 2016**CAREER HIGHLIGHTS**

Made his Major League debut with Oakland in 2015 in his eighth professional season and hit .235 in nine games... is a .253 hitter with 36 home runs and 273 RBI in 668 minor league games with Minnesota (2008-09) and Oakland (2009-15)... was originally selected by the Twins organization in the second round of the 2008 First-Year Player Draft and appeared in 77 games over two seasons before he was traded to Oakland July 31, 2009 for Orlando Cabrera... was named as the Best Defensive Infielder in the A's organization in *Baseball America's* Best Tools survey for prospects following the 2010 and 2011 seasons... hit a career-high .297 at Sacramento in 2014, his first full season at the Triple-A level.

2015 HIGHLIGHTS

Spent most of the season on the disabled list and combined to play in just 33 games between the A's and the minors... batted .235 with a triple and two RBI in nine games over two stints with Oakland in his Major League debut... also hit .260 with a home run and eight RBI in 24 minor league games... saw action at five different positions with the A's and six different positions in the minors, appearing everywhere but pitcher, catcher and first base... appeared in three games in left field, two each at second base and center field and one each at third base and shortstop with the A's... in the minors, he played 12 games at shortstop, four in left field, three at third base, two at second base and one each in center field and right field... did not commit an error with the A's and made just one in the minors (at shortstop with Nashville)... was on the A's Opening Day roster and made his ML debut April 8 against Texas... tripled in his first at bat off Ross Detwiler in the third inning to become the second player in Oakland history with a triple in his first ML game (Steve Kiefer on Sept. 3, 1984 vs. Chicago)... had two RBI and is one of five players in Oakland history with two or more RBI in his debut... also scored two runs and joins Ben Grieve (2 runs, 5 RBI on Sept. 3, 1997 vs. San Francisco) as the only players in Oakland history with at least two runs and two RBI in their debut... played second base and left field to become the first Major Leaguer since at least 1914 to play second and left in his debut... was 2-for-10 (.200) with two RBI in four games when he was optioned to Nashville April 12... hit .364 over his first six games with the Sounds before going on the disabled list April 21 with a sprained left ankle... the injury required surgery and he was added to the Oakland DL May 22... began a rehab assignment with the A's affiliate in the Arizona Rookie League Aug. 8... went 3-for-4 (.750) with a walk in two games and was moved to Single-A Stockton Aug. 12... went 0-for-9 in two games with the Ports and 4-for-16 (.250) in four games with Nashville before he was reinstated from the DL and optioned to Nashville Aug. 21... hit .265 with a home run and eight RBI in 20 games overall with the Sounds... batted .206 at home, .306 on the road... had a .375 average with runners in scoring position... returned to Oakland when rosters expanded Sept. 1 and went 2-for-7 (.286) over his final five games... did not play after Sept. 17 due to a left wrist injury.

CAREER

2014—Batted .297 with two home runs and 43 RBI in 78 games with Sacramento in his first full season at the Triple-A level... the batting average was a career high as was his .376 on-base percentage... his batting average included a .395 mark against left-handed pitchers compared to .255 against right-handers... had 10 of his 23 extra base hits against lefties and slugged .568 against lefties compared to .339 against righties... hit .231 with the bases empty, .373 with runners on... had a .342 average with runners in scoring position... was 6-for-12 (.500) with two doubles, two walks and 15 RBI with the bases loaded... batted .347 at home, .258 on the road... appeared in 38 games at second base, 38 at shortstop and two in center field... committed just two errors as a second baseman for a .990 fielding percentage... made seven errors at shortstop (.964)... hit in every spot in the order except the four through six spots...

saw his most action with 43 games in the nine spot, where he batted .340...hit .246 in all other spots in the order...drove in a season-high three runs twice over the first eight games: April 5 at Salt Lake and April 12 against Salt Lake...had his first of nine three-hit games April 6 at Salt Lake...had four doubles over a three-game span from April 15 to 17, including his first of four two-double games April 15 against Fresno...committed his only two errors as a second baseman in the same game on April 25 against El Paso...finished the season with a 37-game errorless streak as a second baseman...did not make another error at any position until Aug. 27 at Nashville for a 57-game errorless streak overall...finished April with a .368 batting average, eight doubles and 14 RBI in 22 games...added 15 walks for a .482 on-base percentage...drove in 17 runs in 25 games in May, giving him 31 RBI over his first 47 games...had four straight two-hit games from May 24 to 27 (8-for-15, .533) to lift his average to .324...had a season-best six-game hitting streak from June 13 to 18 (10-for-24, .417)...was suspended for 50 games June 25 for a violation of the Minor League Drug Testing Program...was reinstated from the restricted list Aug. 18 and went 10-for-40 (.250) over his final 10 games...was placed on the disabled list Aug. 30 with a strained right hamstring and missed the remainder of the season.

2013—Spent most of the season at Double-A Midland where he batted .263 with six home runs and 40 RBI in 83 games...also went 3-for-28 (.107) with two RBI during an eight-game stint with Triple-A Sacramento in April...combined for a .248 batting average in 91 games overall...batted .301 against left-handed pitching compared to .227 against right-handers...combined to hit .331 in his home ballparks and .325 with runners in scoring position...went 6-for-9 (.667) with 12 RBI with the bases loaded...batted .299 with four of his six home runs and 20 of his 41 RBI in the seventh inning or later...four of his six home runs came with runners on base...appeared in 32 games at third base, 31 at second base, 11 in right field, eight in left field, eight at shortstop and two in center field...committed just two errors as a second baseman for a .987 fielding percentage...had four errors as both a third baseman and shortstop...hit in every spot in the order except leadoff...went 0-for-10 over his first three games before he was moved up to Sacramento April 14...returned to Midland April 26 and spent the rest of the year with the RockHounds...hit .377 over a 15-game stretch from May 16 to June 2...batted .338 in 22 games in May...clubbed four of his six home runs over a 14-game stretch from May 27 to July 4...had 15 RBI over that span...that included a two-week stay on the disabled list from June 6 to 20 with a bruised left toe...had a season-high five RBI July 4 against Northwest Arkansas.

2012—Spent the entire season at Double-A Midland where he batted .240 with nine home runs and 54 RBI in 104 games...had career highs in home runs, RBI and hit by pitches (11)...hit .333 with a .565 slugging percentages against left-handed pitching, .208 with a .286 slugging percentage against right-handers...batted .288 before the All-Star Break, .200 after the break...had a .361 average with runners in scoring position and two outs...seven of his nine home runs came on the road...appeared in 62 games at second base, 39 in center field, four at shortstop and one each in left field and right field...made just five errors as a second baseman for a .983 fielding percentage...had five assists in 41 games in the outfield...had a season-best 10-game hitting streak from April 7 to 27 (15-for-42, .357)...had a 33-game errorless streak as a second baseman from April 7 to May 24...was on the disabled list from April 10 to 18 with a strained right groin...walked four times May 17 against Frisco...was on the DL for a second time from May 28 to June 14 with a left foot contusion...compiled his best batting average in May when he hit .311 in 23 games...added 13 walks for a .410 on-base percentage...hit two home runs July 27 at Corpus Christi.

2011—Spent all but the final week of the season at Double-A Midland where he hit .225 with six home runs and 35 RBI in 125 games...was transferred to Triple-A Sacramento Sept. 2 and went 4-for-19 (.211) in four games...combined for a .224 average in 129 games overall...added a career-high 48 walks...hit .296 against left-handed pitching, .193 against right-handers...appeared in 64 games at second base, 61 at shortstop and seven in center field...scored a run in 10 consecutive games from May 20 to June 1 (13 runs total)...had season-highs in hits (4) and RBI (3) July 27 at Frisco...went 4-for-23 (.174) with five runs, five walks and two RBI in eight postseason games with Sacramento...was named as the Best Defensive Infielder in the A's organization for the second consecutive season in *Baseball America's* Best Tools survey for prospects following the season.

2010—Spent the entire season at Single-A Stockton with the exception of four games over two stints with Triple-A Sacramento...batted .274 with five home runs, 41 RBI and 20 stolen bases in 126 games with the Ports...hit .270 in 130 games overall...had career highs in games, at bats (488), runs (60),

hits (132), doubles (31), triples (4), extra base hits (40), stolen bases (20) and strikeouts (112)...tied for fourth in the A's farm system in doubles, ranked seventh in stolen bases and tied for 10th in hits... appeared in 97 games at second base, 21 at shortstop, seven in center field, one at third base and one in right field...went 5-for-6 June 26 at Lancaster...batted .341 in 22 games in June...had a season-best 11-game hitting streak from July 10 to 21 (15-for-46, .326)...belted two home runs Aug. 8 against High Desert...went 3-for-7 (.429) with a home run and RBI in two postseason games for Stockton...was named as the Best Defensive Infielder in the A's organization in *Baseball America's* Best Tools survey for prospects following the season.

2009—Began the season in extended spring training with Minnesota and finished it in the A's organization following the July 31 trade in which Oakland sent Orlando Cabrera and cash to the Twins...played for Rookie Elizabethton and Single-A Beloit in the Twins farm system and Single-A Kane County with the A's...combined to hit .274 with six home runs and 36 RBI in 67 games...slugged a career-high .414...appeared in 58 games at shortstop and three at third base...joined Elizabethton June 23 and was promoted to Beloit July 11...went 2-for-8 (.250) with a double in two postseason games for Kane County.

2008—Made his professional debut with the Twins affiliate in the Gulf Coast Rookie League and hit .204 with a home run and 13 RBI in 45 games...appeared in 37 games at shortstop and eight at third base...singled June 20 at the Orioles for his first professional hit...slugged his first home run Aug. 15 against the Red Sox...went 0-for-3 in one postseason game.

PERSONAL/MISCELLANEOUS

Tyler James Ladendorf was originally signed by Minnesota scout Marty Esposito...graduated from Maine West HS (IL)...attended Howard CC (TX).

LIFETIME PLAYING RECORD

Year	Club	AVG	G	AB	R	H	2B	3B	HR	RBI	SH	SF	HP	BB	SO	SB	CS	SLG	OBP	E
2008	GCL Twins	.204	45	147	17	30	8	1	1	13	3	2	6	17	29	6	0	.293	.308	7
2009	Elizabethton	.410	17	61	18	25	7	0	4	17	0	1	1	11	7	1	0	.721	.500	4
	Beloit	.233	15	60	7	14	2	0	0	4	0	0	1	4	13	2	1	.267	.292	2
	Kane County	.231	35	130	13	30	4	2	2	15	2	0	3	10	19	2	2	.338	.301	10
2010	Sacramento	.100	4	10	0	1	1	0	0	0	0	0	0	1	2	0	0	.200	.182	0
	Stockton	.274	126	478	60	131	30	4	5	41	5	3	3	35	110	20	4	.385	.326	20
2011	Midland	.225	125	432	55	97	17	3	6	35	7	2	6	47	87	6	5	.319	.308	21
	Sacramento	.211	4	19	2	4	1	0	0	1	1	0	0	1	6	0	0	.263	.250	0
2012	Midland	.240	104	416	59	100	20	1	9	54	4	3	11	42	89	7	4	.358	.324	11
	Midland	.263	83	266	34	70	16	1	6	40	2	2	5	27	45	2	0	.398	.340	10
	Sacramento	.107	8	28	0	3	1	0	0	2	0	0	0	4	3	0	0	.143	.219	0
2014	Sacramento	.297	78	273	44	81	18	3	2	43	0	4	2	35	56	3	1	.407	.376	9
2015	OAKLAND	.235	9	17	3	4	0	1	0	2	0	0	0	1	2	0	0	.353	.278	0
	Nashville	.265	20	83	3	22	2	1	1	8	0	1	1	5	23	0	1	.349	.311	1
	Arizona A's	.750	2	4	2	3	0	0	0	0	0	0	1	1	0	0	0	.750	.833	0
	Stockton	.000	2	9	0	0	0	0	0	0	0	0	0	0	2	0	0	.000	.000	0
ML Totals		.235	9	17	3	4	0	1	0	2	0	0	0	1	2	0	0	.353	.278	0
Minor League Totals		.253	668	2416	314	611	127	16	36	273	24	18	40	240	491	49	18	.363	.328	95

CAREER TRANSACTIONS

2008 — Selected by the Minnesota Twins organization in the second round of the First-Year Player Draft. **2009** — Traded to the Oakland Athletics for shortstop Orlando Cabrera and cash, July 31. **2015** — On the disabled list, May 22 to August 20; included rehabilitation assignments to the Arizona A's, August 8 to 11, Stockton, August 12 to 14, and Nashville, August 15 to 20.

VS. THE AMERICAN LEAGUE

2015					CAREER					
AVG.	AB	H	HR	RBI	vs. TEAM	AVG.	AB	H	HR	RBI
.333	3	1	0	0	Chicago	.333	3	1	0	0
.222	9	2	0	0	Seattle	.222	9	2	0	0
.200	5	1	0	2	Texas	.200	5	1	0	2

MONTHLY BREAKDOWN

2015					CAREER					
AVG.	AB	H	HR	RBI	by MONTH	AVG.	AB	H	HR	RBI
.200	10	2	0	2	April	.200	10	2	0	2
.286	7	2	0	0	September	.286	7	2	0	0

BATTING BREAKDOWN

2015					CAREER					
AVG.	AB	H	HR	RBI	by CATEGORY	AVG.	AB	H	HR	RBI
.231	13	3	0	2	Home	.231	13	3	0	2
.250	4	1	0	0	Away	.250	4	1	0	0
.000	9	0	0	0	Day	.000	9	0	0	0
.500	8	4	0	2	Night	.500	8	4	0	2
.200	10	2	0	2	Pre-ASG	.200	10	2	0	2
.286	7	2	0	0	Post-ASG	.286	7	2	0	0
.222	9	2	0	1	vs. LHP	.222	9	2	0	1
.250	8	2	0	1	vs. RHP	.250	8	2	0	1
.000	7	0	0	1	RISP	.000	7	0	0	1
.000	2	0	0	1	Bases Loaded	.000	2	0	0	1
.667	3	2	0	0	Pinch Hitter	.667	3	2	0	0
—	0	0	0	0	Designated Hitter	—	0	0	0	0

BALLPARK BREAKDOWN

	AVG.	AB	H	HR	RBI
Globe Life Arlington	.000	1	0	0	0
O.co Coliseum	.231	13	3	0	2
U.S. Cellular Field	.333	3	1	0	0

FIELDING STATISTICS

Second Base

YEAR	PCT.	G	PO	A	E	TC	DP
2015	1.000	2	2	5	0	7	1
Totals	1.000	2	2	5	0	7	1

Third Base

YEAR	PCT.	G	PO	A	E	TC	DP
2015	1.000	1	1	0	0	1	0
Totals	1.000	1	1	0	0	1	0

Shortstop

YEAR	PCT.	G	PO	A	E	TC	DP
2015	1.000	1	1	0	0	1	0
Totals	1.000	1	1	0	0	1	0

Outfielder

YEAR	PCT.	G	PO	A	E	TC	DP
2015	1.000	5	6	0	0	6	0
Totals	1.000	5	6	0	0	6	0

LADENDORF'S CAREER BESTS

Hits: 1 (four times), last: September 15, 2015 at Chicago (AL)

Home Runs: None

Runs Batted In: 2, April 8, 2015 vs. Texas

Stolen Bases: None

Hitting Streak: 1 (four times), last: September 15, 2015 at Chicago (AL)

Hitless Streak (At Bats): 7, April 11 to September 4, 2015


Game Ending RBI: None

Grand Slams: None

Pinch-Hit Home Runs: None

Inside-The-Park Home Runs: None

Lead Off Home Runs: None

**OUTFIELDER****Height/Weight:** 6-3 / 222**Bats/Throws:** Left / Left**Birthdate:** August 11, 1988**Opening Day Age:** 27**Birthplace/Resides:** Newbury Park, California / Newbury Park, California**Major League Service:** 1 year, 79 days**Obtained:** Claimed off waivers from Pittsburgh, November 6, 2015**Contract Status:** First year of a one-year contract through 2016**CAREER HIGHLIGHTS**

Has played in 59 games for Pittsburgh over the last three years and is a .191 career hitter with a home run and three RBI...is a .280 career hitter with 100 home runs and 442 RBI in 741 minor league games... tied for fifth in the minors with 32 home runs in 2013...made his Major League debut with the Pirates that year on Aug. 13...entered the 2009 season as the top prospect in the Los Angeles Dodgers system according to *Baseball America*...was number seven in 2010...was originally a fourth round pick of the Dodgers in the 2007 draft and was traded to Pittsburgh as part of the Octavio Dotel trade at the 2010 trading deadline...played in the Arizona Fall League for three straight seasons from 2008-10.

2015 HIGHLIGHTS

Was on the Opening Day roster with Pittsburgh and went 1-for-25 (.040) in 20 games before going on the disabled list in early May with plantar fasciitis in his left foot...missed the remainder of the season... made two starts in right field and one in left field...went 1-for-10 (.100) in his three starts and was 0-for-12 with two walks as a pinch hitter...the 12 at bats were the most among Major League pinch hitters with no hits...went 1-for-23 (.043) against right-handed pitching, 0-for-2 against left-handers...in his career, he is 17-for-91 (.187) against righties, 1-for-3 (.333) against lefties...was 0-for-6 with runners in scoring position and is 0-for-20 in his career...fled out as a pinch hitter during a 13-pitch at bat in season debut on Opening Day, April 6 at Cincinnati...made his first career start in left field April 11 against Milwaukee...snapped a season-opening 0-for-13 streak with a third inning double in a start in right field against Chicago (NL) on April 23...it snapped a career-long 0-for-17 streak dating back to Sept. 21, 2014...was placed on the 15-day DL May 6 retroactive to May 4...was transferred to the 60-day DL June 26...played for Cibao in the Dominican Winter League following the season and hit .079 with a home run and three RBI in 11 games.

CAREER

2014—Began the season with Triple-A Indianapolis...hit safely in seven of his first nine games (11-for-30, .367) thru April 13 and batted .354 in 22 games during the month of April...hit safely in three of his first four games in May before suffering a right thumb injury on May 5...went 2-for-13 during a four-game rehab assignment with the GCL Pirates from July 3-8...homered in his second game on July 5...had his rehab transferred to Single-A Jamestown, where he went 2-for-12 in four games from July 10-14...was reinstated from the disabled list and returned to action with Indianapolis on July 17...went 4-for-4 with two homers, four RBI and three runs July 19 at Columbus...batted .462 (12-for-26) over a six-game hitting streak from Aug. 5-13, which included a four-hit game Aug. 9 against Rochester... homered twice Aug. 18 against Louisville and went deep in three straight games from Aug. 23-25...hit six home runs in a seven-game stretch between Aug. 18 and Aug. 27...batted .313 and recorded a .911 OPS in 24 Triple-A games during the month of August...hit his 100th career minor league home run Aug. 27 against Louisville...made 17 appearances at first base, 16 in left field and 14 in right field while playing with Indianapolis...also served as the designated hitter in 16 games...was recalled by Pittsburgh Aug. 29...singled as a pinch hitter and scored the game-tying run in his season debut with the Pirates Aug. 29 against Cincinnati...hit safely in each of his first five big league games (6-for-18, .333) thru Sept. 2...made five straight starts in right field between Aug. 30 and Sept. 3...picked up his lone RBI Sept. 1 at St. Louis...singled and doubled in back-to-back pinch hitting appearances on Sept. 10-11... made his first Major League start at first base Sept. 14 vs. Chicago (NL) and made the final putout in the first triple play ever turned at PNC Park and the first by the Pirates since April 12, 2009 at Cincinnati...

was used exclusively as a pinch hitter after Sept. 14 and went 2-for-7 (.286)...made a total of six appearances (five starts) in right field, two appearances in left field and one start at first base while playing with the Pirates...also went 5-for-15 (.333) as a pinch hitter.

2013—Hit .282 with 32 home runs and 99 RBI in 120 minor league games...led all Pittsburgh minor league players in home runs and RBI while being named the organization's Minor League Player-of-the-Year...his home run total tied for fifth-most in MiLB...began the season with Double-A Altoona and hit for the first cycle in franchise history in his sixth game April 9 at Akron...singled in his first at bat, doubled in his second at bat, tripled in his third and then homered in his fourth at bat, which came in the fifth inning...hit safely in 11 straight games from April 15-26...began the season by reaching base safely in each of his first 21 games thru April 26...produced another 11-game hitting streak from May 21-31...hit a walk-off home run in a 7-6 victory over Reading June 4...tallied at least one RBI (10 total) in eight straight games from May 24-31 and in 12 of his last 13 Double-A games (17 total)...reached base safely in 28 straight games from May 7 until the time he was promoted to Indianapolis June 8...hit .314 with seven homers and 21 RBI in 20 games with Indy during the month of June...homered four times in a seven-game span from July 25-31...went deep twice Aug. 6 at Louisville...shared the minor league baseball lead in home runs, ranked second in total bases (251) and was tied for third in both RBI and extra base hits (60) when he was selected by Pittsburgh Aug. 13...made his Major League debut as a starter in right field Aug. 13 at St. Louis and went hitless in three at bats...doubled off Lance Lynn for his first big league hit and RBI in his third game Aug. 15 at St. Louis...was optioned back to Indianapolis Aug. 18 and went 1-for-8 (.125) in three games (lone hit was a homer in final Triple-A game Aug. 22 at Rochester)...was recalled by Pittsburgh Aug. 24 after Starling Marte was placed on the disabled list...had a career-high two hits and scored two runs while making start in right field Aug. 27 vs. Milwaukee (his final start with the Pirates)...went 3-for-12 (.250) coming off the bench in his final 11 games...connected off Logan Ondrusek for first Major League home run Sept. 28 at Cincinnati, a pinch-hit, solo shot in the sixth inning...made a total of six starts in right field and two appearances in left field for Pittsburgh...went 2-for-10 (.200) with a double and home run as a pinch hitter...made appearances at first base and in right field while playing winter ball in Venezuela and hit .228 with six doubles, two triples and 17 RBI in 27 games with Lara.

2012—Began the season with Altoona and hit .206 in nine games thru April 16...Suffered a right wrist injury and was placed on the disabled list April 17...had right hand surgery...hit safely in all nine rehab games with the GCL Pirates between Aug. 2-17, which included a 5-for-5 performance Aug. 6 against the GCL Tigers...went 2-for-4 with two homers and three RBI in his first game back with Altoona on Aug. 18 at New Hampshire...hit a grand slam Aug. 27 vs. Akron in the second game of a double-header...hit .276 in 58 at bats after his return from injury...also hit all four of home runs with the Curve after coming off disabled list.

2011—Split his season between Altoona and Indianapolis and hit .236 with 28 doubles, 11 home runs and 58 RBI in 129 games with the two teams...batted .184 in 60 games with Indianapolis to begin the season...was assigned to Altoona June 22...hit .345 (10-for-29) with nine RBI during a seven-game hitting streak from June 30 to July 6 and .458 (11-for-24) with two homers during a six-game streak from July 29 to Aug. 3...raised his Double-A average from .222 on July 27 to .282 on Aug. 17...had a season-best eight-game hitting streak from Aug. 7 to 17 (11-for-28, .393)...batted .314 during the month of August...hit .285 with seven home runs and 29 RBI after the All-Star break.

2010—Began season ranked by *Baseball America* as the 7th best prospect and the best outfield prospect in the Dodgers system...hit .272 with six homers and 35 RBI in 73 total games with Chattanooga (Dodgers' AA) and Altoona...made 52 appearances in left field, five in right field and one in center field with the two clubs...made his lone start in center field while playing with Altoona on Aug. 8 at Harrisburg (first pro appearance there)...hit .431 (19-for-44) during a 10-game hitting streak from April 11 to 22 and .342 with two homers and 13 RBI in 19 games with Chattanooga thru April 29...missed 50 games while on the suspended list from April 30 to June 24 for a violation of the minor league drug testing program...was acquired by Pittsburgh July 31 and batted .400 in his first 11 games with Altoona thru Aug. 13...crashed into the outfield wall Aug. 15 vs. New Hampshire and did not play again until Aug. 22...was relegated to designated hitter or pinch hitting duties until the final two games of the regular season...hit .281 (9-for-32) with two doubles, two home runs and seven RBI in eight games during the post-season...knocked in three runs during Game Two victory over Harrisburg in round one of playoffs...

homered in Game Four of the series against Harrisburg and again in Game Three of the Championship Series against Trenton...participated in the Arizona Fall League for the third straight season and hit .274 with four home runs and 23 RBI in 28 games with Mesa...tied for the league lead in RBI.

2009—Began the season ranked as the top prospect and as the “Best Hitter for Average” in the Dodgers organization by *Baseball America*...spent the entire season with Chattanooga...homered twice April 18...was named to the Southern League Midseason All-Star team and went 3-for-4 with a double and two runs scored for the North squad in the contest...ranked third in the league in the doubles (39) and established a minor league career high in that department...participated in the Arizona Fall League and hit .330 (30-for-91) with two homers and 18 RBI in 21 games with Peoria.

2008—Was ranked by *Baseball America* as the 14th best prospect in the Dodgers organization prior to season...spent a majority of the season with Great Lakes and was named to Midwest League Midseason All-Star team (was the starting left fielder for the East team)...tied for fifth in the league in doubles...played in a minor league career-high 131 games...finished the season playing eight games with High-A Jacksonville, where he was named the Southern League Hitter-of-the-Week for the final week of the season (Aug. 25-Sept. 1)...homered and had six RBI Aug. 28 and went 4-for-4 with a solo homer the following day...was named the seventh-best prospect in the Midwest League by *Baseball America* following the season...hit .313 (21-for-67) with a homer and 10 RBI in 17 games with Surprise during the Arizona Fall League.

2007—Ranked third in the Gulf Coast League in batting average (.343), second in on-base percentage (.440) and fifth in slugging percentage (.519) during his first pro season with the GCL Dodgers...was ranked by *Baseball America* as having the fourth-best “Pro Debut” among all high school players from the 2007 draft and as the “Best Pure Hitter” in Los Angeles’ 2007 draft class.

PERSONAL/MISCELLANEOUS

Andrew Francis Lambo...is a 2007 graduate of Newbury Park (CA) High School, where he played baseball...participated in the Pirates caravan and PirateFest event following the 2014 season.

LIFETIME PLAYING RECORD

Year	Club	AVG	G	AB	R	H	2B	3B	HR	RBI	SH	SF	HP	BB	SO	SB	CS	SLG	OBP	E
2007	GCL Dodgers	.343	54	181	38	62	15	1	5	32	0	3	5	29	34	1	2	.519	.440	2
2008	Great Lakes	.288	123	472	58	136	33	2	15	79	0	3	2	41	110	5	2	.462	.346	7
	Jacksonville	.389	8	36	7	14	2	1	3	12	0	0	0	2	9	0	0	.750	.421	1
2009	Chattanooga	.256	130	492	70	126	39	1	11	61	0	7	3	39	95	4	3	.407	.311	5
2010	Chattanooga	.271	47	181	26	49	11	2	4	25	1	1	0	15	39	1	1	.420	.325	3
	Altoona	.275	26	91	12	25	1	0	2	10	0	0	2	9	30	0	0	.352	.353	9
2011	Indianapolis	.184	60	185	19	34	11	0	3	17	1	2	2	17	48	1	0	.292	.257	0
	Altoona	.274	69	252	35	69	17	0	8	41	2	3	3	26	59	4	3	.437	.345	9
2012	Altoona	.250	26	92	13	23	3	1	4	16	1	1	0	14	19	0	1	.435	.346	0
	GCL Pirates	.485	9	33	10	16	4	0	1	6	0	1	1	5	5	1	0	.697	.550	0
2013	Altoona	.291	58	220	35	64	9	4	14	46	2	3	2	20	60	6	1	.559	.351	4
	Indianapolis	.272	62	224	32	61	15	1	18	53	1	3	2	24	67	1	0	.589	.344	2
	PITTSBURGH	.233	18	30	4	7	2	0	1	2	0	0	0	3	11	0	1	.400	.303	0
2014	Indianapolis	.328	61	238	44	78	19	2	11	42	0	0	2	22	47	3	2	.563	.389	2
	GCL Pirates	.154	4	13	3	2	0	0	1	1	0	0	0	4	3	0	0	.385	.353	0
	Jamestown	.167	4	12	2	2	0	0	0	1	1	0	0	4	2	0	0	.167	.375	1
	PITTSBURGH	.256	21	39	3	10	4	0	0	1	0	0	0	0	8	0	0	.359	.256	0
2015	PITTSBURGH	.040	20	25	1	1	1	0	0	0	0	0	0	2	8	0	0	.080	.111	0
ML Totals		.191	59	94	8	18	7	0	1	3	0	0	0	5	27	0	1	.298	.232	0
Minor League Totals		.280	741	2722	404	761	179	15	100	442	9	27	24	271	627	27	15	.467	.347	45

CAREER TRANSACTIONS

2007 — Selected by the Los Angeles Dodgers organization in the fourth round of the First-Year Player Draft. **2010** — On restricted list, May 1 to June 24. Traded to the Pittsburgh Pirates with pitcher James McDonald for pitcher Octavio Dotel, July 31. **2015** — On the disabled list, May 4 through end of season. Claimed off waivers by the Oakland Athletics, November 6.

VS. THE AMERICAN LEAGUE

2015					CAREER					
AVG.	AB	H	HR	RBI	vs. TEAM	AVG.	AB	H	HR	RBI
—	0	0	0	0	Boston	.000	1	0	0	0
.000	2	0	0	0	Detroit	.000	2	0	0	0

VS. THE NATIONAL LEAGUE

2015					CAREER					
AVG.	AB	H	HR	RBI	vs. TEAM	AVG.	AB	H	HR	RBI
.000	3	0	0	0	Arizona	.000	4	0	0	0
.083	12	1	0	0	Chicago	.050	20	1	0	0
.000	2	0	0	0	Cincinnati	.278	18	5	1	1
.000	4	0	0	0	Milwaukee	.308	13	4	0	0
—	0	0	0	0	Philadelphia	.500	4	2	0	0
—	0	0	0	0	San Diego	.000	2	0	0	0
—	0	0	0	0	San Francisco	.200	5	1	0	0
.000	2	0	0	0	St. Louis	.200	25	5	0	2

MONTHLY BREAKDOWN

2015					CAREER					
AVG.	AB	H	HR	RBI	by MONTH	AVG.	AB	H	HR	RBI
.043	23	1	0	0	April	.043	23	1	0	0
.000	2	0	0	0	May	.000	2	0	0	0
—	0	0	0	0	June	—	0	0	0	0
—	0	0	0	0	July	—	0	0	0	0
—	0	0	0	0	August	.250	28	7	0	1
—	0	0	0	0	September	.244	41	10	1	2

BATTING BREAKDOWN

2015					CAREER					
AVG.	AB	H	HR	RBI	by CATEGORY	AVG.	AB	H	HR	RBI
.111	9	1	0	0	Home	.216	37	8	0	0
.000	16	0	0	0	Away	.175	57	10	1	3
.125	8	1	0	0	Day	.186	43	8	1	3
.000	17	0	0	0	Night	.196	51	10	0	0
.040	25	1	0	0	Pre-ASG	.040	25	1	0	0
—	0	0	0	0	Post-ASG	.246	69	17	1	3
.000	2	0	0	0	vs. LHP	.333	3	1	0	0
.043	23	1	0	0	vs. RHP	.187	91	17	1	3
.000	6	0	0	0	RISP	.000	20	0	0	0
—	0	0	0	0	Bases Loaded	—	0	0	0	0
.000	12	0	0	0	Pinch Hitter	.189	37	7	1	1
—	0	0	0	0	Designated Hitter	—	0	0	0	0

BALLPARK BREAKDOWN

	AVG.	AB	H	HR	RBI
AT&T Park	.200	5	1	0	0
Busch Stadium	.200	25	5	0	2
Chase Field	.000	3	0	0	0
Citizens Bank Park	.500	4	2	0	0
Great American	.250	8	2	1	1
Miller Park	.000	5	0	0	0
PNC Park	.216	37	8	0	0
Wrigley Field	.000	7	0	0	0

FIELDING STATISTICS

First Base

YEAR	PCT.	G	PO	A	E	TC	DP
2014	1.000	1	4	0	0	4	1
Totals	1.000	1	4	0	0	4	1

Outfielder

YEAR	PCT.	G	PO	A	E	TC	DP
2013	1.000	6	3	0	0	3	0
2014	1.000	6	12	0	0	12	0
2015	1.000	5	1	1	0	2	0
Totals	1.000	17	16	1	0	17	0

LAMBO'S CAREER BESTS

Hits: 2 (twice), last: September 2, 2014 at St. Louis
Home Runs: 1, September 28, 2013 at Cincinnati
Runs Batted In: 1 (three times), last: September 1, 2014 at St. Louis
Stolen Bases: None
Hitting Streak: 7, September 28, 2013 to September 2, 2014
Hitless Streak (At Bats): 17, September 21, 2014 to April 23, 2015
Game Ending RBI: None
Grand Slams: None
Pinch-Hit Home Runs: 1, September 28, 2013 at Cincinnati (Logan Ondrusek)
Inside-The-Park Home Runs: None
Lead Off Home Runs: None

**INFIELDER****Height/Weight:** 6-0 / 180**Birthdate:** April 17, 1984**Birthplace/Resides:** Salem, Oregon / Houston, Texas**Major League Service:** 7 years, 111 days**Obtained:** Acquired from Houston for minor leaguer Brendan McCurry, November 25, 2015**Contract Status:** Second year of a three-year contract through 2017 with a club option for 2018.**Bats/Throws:** Switch / Right**Opening Day Age:** 31**CAREER HIGHLIGHTS**

The switch-hitting infielder owns a .257 career average with 65 home runs and 314 RBI in 712 games in eight seasons with Boston (2008-11), Houston (2012, 15) and Oakland (2013-14)...set an Athletics record for doubles by a switch hitter (45) and an Oakland record for hits by a switch-hitter (175) in 2013...hit a career-high 16 home runs with the Astros in 2012...made eight starts at shortstop for Boston in the 2008 postseason...hit safely in each of his three ALDS games, including a walk-off RBI single in the ninth inning of Game 4 to give the Sox a 3-2 win and clinch the series, 3-1...became just the fourth rookie ever to end a postseason series with a walk-off hit...named the 2007 Red Sox Minor League Offensive Player of the Year, hitting a combined .298 with 47 doubles, 13 homers and 70 RBI in 133 games between Double-A Portland and Triple-A Pawtucket.

2015 HIGHLIGHTS

Returned to Houston after two seasons with the A's and batted .222 with nine home runs and 30 RBI in 69 games...missed 83 games while on the disabled list with a torn ligament in his right thumb...the batting average was second lowest of his career to a .147 mark in 32 games with Boston in 2009...23 of his 51 hits (45.1%) were for extra bases (14 doubles) and he slugged .400...walked 28 times for a .312 on-base percentage...hit .267 (16-for-60) against left-handed pitching compared to .206 (35-for-170) against right-handers...hit four of his nine home runs against lefties for a .533 slugging percentage...slugged just .353 against righties...batted .167 in interleague play...made 45 starts at third base, 16 at shortstop and one at designated hitter...each of his 16 starts at short came before going on the DL...all 45 of his starts at third came following his return from the DL...did not commit an error in 17 games and 74 total chances overall at shortstop...committed three errors in 47 games at third base for a .966 fielding percentage...went 2-for-3 (.667) with three walks, a home run and three RBI as a pinch hitter...started games in every spot in the order from two through seven and saw his most action with 24 starts in the clean-up spot...averaged a career-best 4.10 pitches per plate appearance...matched his career high with five intentional walks.

HOUSTON: Made his fourth career Opening Day start April 6 against Cleveland...all four of those starts have come at shortstop (also 2009, 13-14)...broke up a combined no-hit bid by four Cleveland pitchers with a solo home run off Nick Hagadone with one out in the bottom of the ninth inning of a 5-1 Houston loss on April 9...tore the ligament in his right thumb sliding into home plate April 27 at San Diego and was placed on the 15-day disabled list the next day...was batting .300 with four home runs, 10 RBI and 12 walks (.432 on-base percentage) in 18 games at the time of the injury...was fifth in the American League in on-base percentage, tied for sixth in walks, seventh in OPS (.999) and ninth in slugging (.567) when he went on the DL...now has a .309 (135-for-437) career average in the month of April...does not have an average over .259 in any other month...was transferred to the 60-day DL May 18...joined Corpus Christi for a rehab assignment July 22 and went 3-for-14 (.214) with two RBI in five games, all at third base...was reinstated from the DL July 30 and started at third base that day against Los Angeles (AL)...it was his first start at third base since Sept. 27, 2011 at Baltimore...batted .194 in 51 games following his return from the DL...went 2-for-38 (.053) over an 11-game stretch from Aug. 17 to 29...hit .181 in the month of August, which was the lowest single-month batting average of his career in a month with 50 or more plate appearances...homered in the fourth inning on Aug. 31 against Seattle to snap a career-high 0-for-28 streak...that began a season-high seven-game hitting streak, during which he hit .478 (11-for-23) with four doubles, three home runs and seven RBI...hit his second career grand slam Sept. 6 against Minnesota (also Oct. 4, 2009 against Cleveland)...the four RBI matched his career

high (seventh time)...snapped a 0-for-17 streak with a two-out, go-ahead, three-run, pinch hit home run in the ninth inning Sept. 13 at Los Angeles (AL)...it was his first career pinch homer...went 1-for-23 (.043) over his final eight games...played in four postseason games for Houston and went 0-for-4 with a strikeout, all as a pinch hitter...pinch hit in the Wild Card game at New York and played in Games 2, 3 and 4 of the Division Series against Kansas City...made his lone defensive appearance in the postseason at third base in Game 3 after pinch hitting for Marwin Gonzalez...has played in each of the last three postseasons and five of the last eight.

CAREER

2014—Batted .249 with six home runs and 50 RBI in 136 games in his second season with the A's...missed 16 games at the end of August with a fractured right index finger...had career highs in walks (51), intentional walks (5) and hit by pitches (5)...did not steal a base for the second time in his career...hit .278 with a .400 on-base percentage over his first 31 games through May 5, .168 with a .244 on-base percentage over a 43-game stretch from May 6 to June 25 and .289 with a .331 on-base percentage over his final 62 games...the switch hitter batted .261 with five of his six home runs when batting left-handed compared to .221 when hitting right-handed...all six of his home runs were solo shots...in Oakland history, the only player with more home runs in a season, all of which came with the bases empty, is Jeremy Giambi (8 in 2002)...hit .212 with runners in scoring position after batting .300 with RISP in 2013...appeared exclusively at shortstop on defense, where he made a team-leading 129 starts...committed 13 errors for a .974 fielding percentage, which was the best mark by an A's shortstop since Bobby Crosby in 2004 (.975)...also went 0-for-2 with a walk, RBI and sacrifice fly as a pinch hitter and 4-for-12 (.333) in four games, three starts, at designated hitter...started games in every spot in the order except fourth and ninth and saw his most action with 43 starts batting second and 43 hitting sixth...went 8-for-37 (.216) over his first 13 games through April 14 but drew 14 walks over that span for a .434 on-base percentage...had back-to-back three-hit and two-double games April 15 and 16 at Los Angeles (AL)...had a career-high tying 16-game reaching base streak from April 19 to May 6 (also July 26-Aug. 21, 2010)...went 18-for-67 (.269) with six walks and two hit by pitches (.347 on-base percentage) during the streak...had a third two-double game April 24 at Houston...committed an error in back-to-back games April 27 and 28, giving him five errors over his first 24 games at shortstop...then had a season-best 20-game errorless streak from April 29 to May 25...hit .298 in 26 games in April and also drew 20 walks for a .437 on-base percentage...ranked third in the American League in walks and on-base percentage in April...doubled in four straight games from May 10 to 13, giving him 14 doubles in his first 39 games...had a two-run double in the seventh inning against May 12 against Chicago (AL) for his 500th career hit...matched his career high with three walks May 31 against Los Angeles-AL (fifth time)...drove in a season-high three runs June 30 at Detroit...hit safely in a season-high nine consecutive games from July 5 to 13 (15-for-35, .429)...began that streak with a career-high five consecutive multiple hit games from July 5 to 9 (10-for-20, .500)...hit .326 over a 24-game stretch from July 5 to Aug. 4...matched his season high with three RBI July 19 against Baltimore...batted .304 in 24 games in July, his best single month batting average in 2014...was placed on the 15-day disabled list Aug. 15 retroactive to Aug. 14 with a fractured right index finger...went 2-for-9 (.222) with a strikeout and run scored on a two-game rehab assignment with Triple-A Sacramento Aug. 30 and 31...was reinstated from the disabled list Sept. 1 and started each of the A's final 26 games at shortstop...went 28-for-95 (.295) in September...had the game-winning RBI single in the bottom of the ninth inning Sept. 6 against Houston...it was his third career walk-off RBI, his first as an Athletic.

2013—Was acquired by the A's from Houston in February and batted .290 with 45 doubles, two triples, 15 home runs and 75 RBI in 154 games...set an Athletics record for doubles by a switch hitter and an Oakland record for hits by a switch-hitter (175)...the doubles ranked second in the American League (Machado, BAL 51), second in Oakland history and tied for seventh in Athletics history...prior to 2013, he had not appeared in more than 97 games in any of his five seasons in the majors...in addition to games played, he posted career highs in batting average, on-base percentage (.344), at bats (603), runs (80), hits (175), doubles, RBI, extra base hits (62) and strikeouts (91)...led the A's in at bats, hits, doubles and grounded into double plays (17)...tied for second in the AL with 17 games of three or more hits, which was the fifth highest total in Oakland history...the switch-hitter batted .310 when hitting right-handed compared to .279 when batting left-handed...hit 14 of his 15 home runs off righties...batted .303 on the road and .300 with runners in scoring position...hit .297 in his 119 games as a shortstop...led AL shortstops in slugging percentage (.472), doubles (40) and extra base hits (54), ranked second in batting average, third in RBI (66) and tied for third in home runs (13)...had a .320 batting average

with nine walks (.393 on-base percentage) in 20 interleague games...started 150 games, including 115 at shortstop, 23 at second base and 12 at designated hitter...committed 16 errors in 119 games overall at shortstop for a .962 fielding percentage...the fielding percentage was the lowest among Major League shortstops...averaged 3.70 total chances per nine innings...at the time, that was the lowest mark by a Major League shortstop since complete innings data is first available in 1974...tied for third among AL shortstops in errors...also made two errors in 24 games at second base (.972 fielding percentage) and his 18 total errors tied for second most among all AL fielders (Ramirez, CWS 22)...led the A's with 68 starts batting third and 48 starts hitting second...homered three times over his first seven games through April 7...then had a career-high 62-game homerless streak from April 9 to June 20...matched his career high with four RBI April 15 against Houston...also had four-RBI games Aug. 9 at Toronto and Sept. 11 at Minnesota...went 4-for-4 April 19 at Tampa Bay, matching his career high in hits...went 2-for-9 in the 19-inning game April 29 against Los Angeles (AL) to tie the Oakland record for at bats in a game...batted .333 with 11 doubles in the month of April...set an Oakland record for hits in the first month of the season with 34 and tied the mark for doubles...batted .330 in June...had his fourth career four-hit game June 1 against Chicago (AL)...tied an Oakland record for putouts in a nine inning game by a second baseman June 8 against Chicago (AL) with eight...hit .457 (16-for-35) with nine runs, two doubles, two home runs, nine RBI and five multiple hit games during a nine-game hitting streak from June 20-30...went 0-for-4 July 2 against Chicago (NL) after hitting safely in each of his first 12 interleague games (17-for-44, .386)...that tied for the third longest interleague hitting streak in Oakland history...had his fifth career four-hit game Aug. 9 at Toronto...had a career-high 12-game hitting streak from Aug. 18-30...went 20-for-50 (.400) with 10 runs, nine doubles, two triples, one home run, nine RBI and six multiple hit games during the streak...doubled in the first inning Aug. 27 at Detroit to set an all-time Athletics record for doubles by a switch-hitter with 37...batted .287 in the month of August but 17 of his 31 hits were for extra bases (13 doubles, two triples, two home runs)...led the majors in doubles in August and tied for second in extra base hits...the 13 doubles set an Oakland record for the month of August and were the most by an Athletic since Dick Siebert had 15 in 1939...the 17 extra base hits tied the Oakland record for extra base hits in August...batted .364 with three home runs, eight RBI and six multiple hit games over his final 10 contests...had five home runs and 17 RBI in 25 games in September...started all five games at shortstop in the ALDS against Detroit and went 3-for-20 (.150) with a home run and three RBI.

2012—Hit a career high 16 home runs in his first season with the Astros...led the club in walks (43) and ranked second in home runs...the home runs were third among all National League shortstops and second in Houston history to Dickie Thon's 20 in 1983...also ranked second among NL shortstops with his .436 slugging percentage...traditionally a stronger performer while batting right-handed, reversed that trend in 2012, posting a .265 average while batting left-handed and a .184 mark against lefties...played 93 games, including 90 starts at shortstop, posting a .980 fielding percentage at the position...had the best fielding percentage among NL shortstops with 90 or more games and ranked seventh in the Majors...finished his season by not committing an error in his final 31 games (116 total chances)...also began his season with a 23-game errorless streak before committing his first error May 9 against Miami...began the season on the disabled list and missed the first six games of the season with a sprained right thumb...activated April 13...sustained a sprained right ankle, which placed him on the DL for a second time from July 15 to Aug. 11...missed 52 team games in that stretch...hit home runs in three consecutive games from June 7-9, becoming the first Astros shortstop to do so since Andujar Cedeno from April 9-12, 1994...combined to play in six minor league games while on injury rehab assignments, including four playoff games...appeared in games for Double-A Corpus Christi and Single-A Lancaster during their playoff runs in September.

2011—Had a career-high four triples in 88 games in a season that included a trip to the disabled list...saw action at all four infield positions with 49 games at shortstop, 33 at third base, four at first base and one at second base...hit .330 against left-handed pitching, the seventh-best mark in the American League among players with at least 115 plate appearances against lefties...hit an AL-best (min. 50 PA) .368 in April and led the Sox with a .574 slugging percentage, which was 10th-best in the AL during the month...placed on the 15-day DL with a left shoulder strain June 17...played in five rehab games with Triple-A Pawtucket and was activated from DL Aug. 8...hit .270 in 55 games before the trip to the DL and .221 after...began a 5-4-3 triple play in game two of a doubleheader Aug. 16 against Tampa Bay...it was just the second triple play turned by Boston since 1980 and the club's first since shortstop John Valentin's unassisted triple play July 8, 1994 against Seattle.

2010—Started the season on the disabled list with mononucleosis but hit .287 with nine home runs in 55 games after joining the Red Sox in July...missed Boston's first 94 games while on the DL...activated July 21 and played in 55 of the club's last 68 tilts, including 45 starts...was placed on the 15-day DL March 26 and transferred to the 60-day DL April 14...made 24 starts at second base and 21 at shortstop, including 19 starts at short over the club's last 24 contests...also appeared in seven games at first base, his first action at the position at the Major League level, and one at third base...23 of his 49 hits went for extra bases...after his activation from the DL July 21, led AL middle infielders (min. 10 PA) in on-base percentage (.381), slugging (.526) and OPS (.907) and ranked in that group in extra-base hits (t-2nd, 23) and homers (t-3rd, 9)...posted a career-high, 16-game on-base streak, July 26-Aug. 21 (.347, 17-for-49, 11 walks)...hit his first career walk-off home run to lead off the bottom of the 11th inning Aug. 21 off Toronto's Casey Janssen...reached base safely in 23 consecutive starts from Aug. 27-Sept. 29...notched his first career multi-homer games with two long balls in wins on both Sept. 14 at Seattle and Oct. 3 against New York (AL).

2009—Limited to 32 games with the Big League club due to two trips to the disabled list...made an Opening Day roster for the first time in his career...appeared at second base (2 games), third base (4 games) and shortstop (26 games) for the second straight season...made his first career Opening Day start April 7 against Tampa Bay...was placed on the 15-day DL April 12 with a left wrist sprain...underwent an ulnar styloid excision and arthroscopic ligament repair on that wrist April 21...reinstated from the DL July 8 and optioned to Short-Season Single-A Lowell...recalled by the Sox from Triple-A Pawtucket July 18 but appeared in only 14 games before returning to the DL Aug. 7 with ulnar neuritis in his left wrist...reinstated Sept. 8...belted his first career grand slam off Chris Perez on the final day of the regular season, Oct. 4 against Cleveland...combined to hit .202 with three homers and 11 RBI in 26 minor league games between Pawtucket, Portland and Lowell, including 18 rehab outings...played in all three of Boston's ALDS games against Los Angeles but made no starts.

2008—Saw his first Major League action, playing most of the year with the Red Sox...finished among American League rookie leaders in doubles (5th, 25), triples (t-6th, 3), walks (8th, 35) and extra-base hits (10th, 30)...played with a non-displaced fracture in his left wrist for much of the season...appeared in 49 games at shortstop, 45 at third base and three at second base...became just the second switch-hitter ever to play at least 30 games at both shortstop and third base in his first ML season, joining Carlos Baerga (1990)...set a ML record for rookie shortstops by handling 155 chances without an error...tallied 154 errorless chances to start his career before a miscue at third base in the second game of a doubleheader Aug. 26 at New York (AL)...was a non-roster invitee to Spring Training and accompanied the team to Japan before opening the year at Triple-A Pawtucket...selected to the ML roster April 10...started at third base in his Big League debut April 15 at Cleveland...knocked a two-run single off Rafael Perez in the seventh inning for first hit...finished the game with three RBI, which was the most by a Red Sox in his first ML game since Merrill Combs also had three Sept. 12, 1947...hit safely in his first eight tilts with an at-bat, matching the third longest streak by a Sox player to begin his Major League career since at least 1920 behind only nine-game runs by Ted Williams in 1939 and Shea Hillenbrand in 2001...connected for his first ML homer off Glen Perkins May 10 at Minnesota...optioned to Pawtucket May 11 and rejoined Boston July 12...started 57 of the club's final 64 games...made eight starts at shortstop in the postseason and hit .207 with two RBI in nine games overall...hit safely in each of his three ALDS games (.364), including a walk-off RBI single in the ninth inning of Game 4 to give the Sox a 3-2 win and clinch the series, 3-1...became just the fourth rookie ever to end a postseason series with a walk-off hit...was 2-for-18 (.111) with a RBI in six ALCS games against the Rays.

2007—Named the Red Sox Minor League Offensive Player of the Year, hitting a combined .298 with 47 doubles, 13 homers, 70 RBI and 82 runs in 133 games between Double-A Portland and Triple-A Pawtucket...named both a Minor League All-Star and Double-A All-Star by *Baseball America*...combined to play 116 games at shortstop, nine at second base and two at third base...began the season with Portland...was selected to the Eastern League All-Star Game...placed fourth in the Eastern League with seven triples despite not finishing the year with Portland...earned a July 27 promotion to Pawtucket...named the Red Sox Minor League Defensive Player of the Month for August/September...played for the Mesa Solar Sox in the Arizona Fall League, hitting .163 with 14 RBI in 24 games...prior to the season, rated the No. 5 prospect in the Red Sox organization according to *Baseball America*.

2006—Spent the entire year with Single-A Wilmington...tied for fourth in the Carolina League with six triples...played 88 games in the field, exclusively at shortstop...for the second straight year, won Boston Minor League Quality Plate Appearances Award for the month of August...hit .327 with nine doubles, two homers, three triples and 12 walks in the month...hit .231 in three postseason games for the Blue Rocks...entered 2006 as the No. 9 prospect in the Red Sox system, according to *Baseball America*.

2005—In his first pro campaign, named a New York-Penn League All-Star with Short-Season Single-A Lowell...led the league with a .429 on-base percentage and tied for fifth with a .328 batting average...won the organization's Quality Plate Appearances Award in August, hitting .341 with 21 walks compared to 13 strikeouts in 25 games.

PERSONAL/MISCELLANEOUS

Jed Carlson Lowrie...graduated from North Salem HS in Oregon...went on to attend Stanford University where he earned First-Team All-American and All-Pac-10 honors from *Baseball America* in both 2004 and 2005...hit .338 with 47 doubles, 31 homers, 162 RBI and 143 runs scored in 179 games over three seasons while with the Cardinal...named a *Baseball America* Pre-season First-team All-American on three occasions...as a sophomore in 2004, captured Pac-10 Player of the Year honors after winning the conference Triple Crown with a .399 batting average, 17 home runs and 68 RBI...was a 2004 national semifinalist for the Dick Howser Trophy, presented annually to the nation's top collegiate player...traveled to Colombia in January 2015 as a Sports Envoy in Major League Baseball's "Diamond Diplomacy" program in conjunction with the U.S. Department of State...is married, Milessa...they have a daughter, Saige.

LIFETIME PLAYING RECORD

Year	Club	AVG.	G	AB	R	H	2B	3B	HR	RBI	SH	SF	HP	BB	SO	SB	CS	SLG	OBP	E
2005	Lowell	.328	53	201	36	66	12	0	4	32	2	1	2	34	30	7	5	.448	.429	10
2006	Wilmington	.262	97	374	43	98	21	6	3	50	0	8	2	54	65	2	2	.374	.352	25
2007	Portland	.297	93	337	61	100	31	7	8	49	3	2	1	65	58	5	3	.501	.410	13
	Pawtucket	.300	40	160	21	48	16	1	5	21	0	2	3	12	33	0	1	.506	.356	7
2008	Pawtucket	.268	53	198	35	53	14	2	5	32	0	5	0	31	43	1	0	.434	.359	7
	BOSTON	.258	81	260	34	67	25	3	2	46	2	8	1	35	68	1	0	.400	.339	2
2009	BOSTON	.147	32	68	5	10	2	0	2	11	0	2	0	6	20	0	0	.265	.211	1
	Pawtucket	.176	22	68	9	12	3	0	3	8	0	1	1	13	13	0	0	.353	.313	4
	Portland	.600	1	5	1	3	1	0	0	2	0	0	0	0	0	0	0	.800	.600	0
	Lowell	.182	3	11	2	2	2	0	0	1	0	0	0	2	1	0	0	.364	.308	1
2010	Lowell	.400	6	15	2	6	1	0	0	5	0	1	0	5	1	0	0	.467	.524	0
	Pawtucket	.333	4	15	3	5	3	0	1	4	0	1	0	1	4	1	0	.733	.353	0
	BOSTON	.287	55	171	31	49	14	0	9	24	0	0	1	25	25	1	1	.526	.381	5
2011	BOSTON	.252	88	309	40	78	14	4	6	36	1	6	2	23	60	1	1	.382	.303	15
	Pawtucket	.412	5	17	2	7	4	0	0	5	0	0	0	2	1	0	0	.647	.474	0
2012	Oklahoma City	.500	2	6	1	3	0	0	0	3	0	1	0	1	1	0	0	.500	.500	0
	HOUSTON	.244	97	340	43	83	18	0	16	42	0	2	2	43	65	2	0	.438	.331	8
2013	OAKLAND	.290	154	603	80	175	45	2	15	75	3	4	2	50	91	1	0	.446	.344	18
2014	OAKLAND	.249	136	502	59	125	29	3	6	50	51	79	2	6	5	0	0	.355	.321	13
	Sacramento	.222	2	9	1	2	0	0	0	0	0	1	0	0	0	0	0	.222	.222	1
2015	HOUSTON	.222	69	230	35	51	14	0	9	30	0	2	3	28	43	1	0	.400	.312	3
	Corpus Christi	.214	5	14	0	3	1	0	0	2	0	0	1	0	2	0	0	.286	.267	1
	AL Totals	.259	615	2143	284	555	143	12	49	272	8	28	14	218	386	5	2	.406	.328	57
	NL Totals	.244	97	340	43	83	18	0	16	42	0	2	2	43	65	2	0	.438	.331	8
	ML Totals	.257	712	2483	327	638	161	12	65	314	8	30	16	261	451	7	2	.410	.328	65

CAREER TRANSACTIONS

2005 — Selected by the Boston Red Sox organization as a supplemental pick following the 1st round (45th selection overall) in First-Year Player Draft. **2009** — On the disabled list, April 12 to July 7; included rehabilitation assignments to Pawtucket, June 21 to July 5, and Portland, July 6 to 7. On the disabled list, August 7 to September 7; included rehabilitation assignment to Pawtucket, August 24 to September 7. **2010** — On the disabled list, March 26 to July 20; included rehabilitation assignments to Lowell, July 5 to 14, and Pawtucket, July 15 to 20. **2011** — On the disabled list, June 17 to August 7; included rehabilitation assignment to Pawtucket, August 1 to 7. Traded to the Houston Astros with pitcher Kyle Weiland for pitcher Mark Melancon, December 14. **2012** — On the disabled list, March 29 to April 12; included rehabilitation assignment to Oklahoma City, April 10 to 11. On the disabled list, July 15 to September 10; included rehabilitation assignments to Corpus Christi, September 7, and Lancaster, September 8 to 10. **2013** — Traded to the Oakland Athletics with pitcher Fernando Rodriguez for pitcher Brad Peacock, first baseman Chris Carter and

minor league catcher Max Stassi, February 4. **2014** — On the disabled list, August 14 to 30; included rehabilitation assignment to Sacramento, August 30. Elected free agency, October 30; signed by Houston, December 15. **2015** — On the disabled list, April 28 to July 29; included rehabilitation assignment to Corpus Christi, July 22 to 29. Traded to Oakland for minor league pitcher Brendan McCurry, November 25.

WILD CARD RECORD

Year	Club/Opp.	AVG.	G	AB	R	H	2B	3B	HR	RBI	SH	SF	HP	BB	SO	SB	CS	SLG	OBP	E
2014	OAK vs. KC	.000	1	5	0	0	0	0	0	0	1	0	0	0	0	0	0	.000	.000	0
2015	HOU vs. NYY	.000	1	1	0	0	0	0	0	0	0	0	0	0	0	0	0	.000	.000	0
Totals		.000	2	6	0	0	0	0	0	0	1	0	0	0	0	0	0	.000	.000	0

DIVISION SERIES RECORD

Year	Club/Opp.	AVG.	G	AB	R	H	2B	3B	HR	RBI	SH	SF	HP	BB	SO	SB	CS	SLG	OBP	E
2008	BOS vs. LAA	.364	3	11	2	4	0	0	1	0	0	0	1	1	3	0	0	.364	.462	1
2009	BOS vs. LAA	.000	3	2	0	0	0	0	0	0	0	0	0	0	1	0	0	.000	.000	0
2013	OAK vs. DET	.150	5	20	2	3	1	0	1	3	0	0	0	2	7	0	0	.350	.227	0
2015	HOU vs. KC	.000	3	3	0	0	0	0	0	0	0	0	0	0	1	0	0	.000	.000	0
Totals		.194	14	36	4	7	1	0	1	4	0	0	1	3	12	0	0	.275	.194	1

LEAGUE CHAMPIONSHIP SERIES RECORD

Year	Club/Opp.	AVG.	G	AB	R	H	2B	3B	HR	RBI	SH	SF	HP	BB	SO	SB	CS	SLG	OBP	E
2009	BOS vs. TB	.111	6	18	2	2	1	0	0	1	0	1	0	4	4	0	0	.167	.261	0

VS. THE AMERICAN LEAGUE

2015					CAREER					
AVG.	AB	H	HR	RBI	vs. TEAM	AVG.	AB	H	HR	RBI
—	0	0	0	0	Baltimore	.211	123	26	3	21
—	0	0	0	0	Boston	.204	54	11	1	2
—	0	0	0	0	Chicago (AL)	.250	124	31	3	15
.333	9	3	1	1	Cleveland	.193	114	22	3	14
.333	9	3	0	3	Detroit	.317	82	26	1	14
—	0	0	0	0	Houston	.331	133	44	5	21
—	0	0	0	0	Kansas City	.235	68	16	1	11
.083	36	3	1	3	Los Angeles (AL)	.247	219	54	4	25
.263	19	5	2	5	Minnesota	.266	94	25	6	18
.000	8	0	0	0	New York (AL)	.273	143	39	3	12
.265	49	13	1	10	Oakland	.252	107	27	2	23
.458	24	11	1	4	Seattle	.307	212	65	7	28
.154	13	2	0	0	Tampa Bay	.197	127	25	0	9
.182	33	6	1	2	Texas	.248	258	64	4	25
—	0	0	0	0	Toronto	.263	167	44	7	28

VS. THE NATIONAL LEAGUE

2015					CAREER					
AVG.	AB	H	HR	RBI	vs. TEAM	AVG.	AB	H	HR	RBI
.182	11	2	0	0	Arizona	.182	11	2	0	0
—	0	0	0	0	Atlanta	—	0	0	0	0
—	0	0	0	0	Chicago (NL)	.192	52	10	1	3
—	0	0	0	0	Cincinnati	.394	33	13	2	5
—	0	0	0	0	Colorado	.400	15	6	1	2
.000	9	0	0	0	Los Angeles (NL)	.125	32	4	0	1
—	0	0	0	0	Miami	.200	35	7	0	3
—	0	0	0	0	Milwaukee	.288	52	15	3	8
—	0	0	0	0	New York (NL)	.375	16	6	1	3
—	0	0	0	0	Philadelphia	.263	19	5	0	2
—	0	0	0	0	Pittsburgh	.250	44	11	1	5
.667	3	2	1	1	San Diego	.263	19	5	2	3
.143	7	1	1	1	San Francisco	.269	52	14	1	4
—	0	0	0	0	St. Louis	.283	53	15	3	8
—	0	0	0	0	Washington	.240	25	6	0	1

MONTHLY BREAKDOWN

2015					CAREER					
AVG.	AB	H	HR	RBI	by MONTH	AVG.	AB	H	HR	RBI
—	0	0	0	0	March	.000	4	0	0	0
.300	60	18	4	10	April	.309	437	135	14	60
—	0	0	0	0	May	.247	393	97	8	42
—	0	0	0	0	June	.233	318	74	9	38
.000	3	0	0	0	July	.247	308	76	5	33
.181	83	15	2	9	August	.259	464	120	10	64
.222	81	18	3	11	September	.245	534	131	16	70
.000	3	0	0	0	October	.200	25	5	3	7

BATTING BREAKDOWN

2015					CAREER					
AVG.	AB	H	HR	RBI	by CATEGORY	AVG.	AB	H	HR	RBI
.236	123	29	5	17	Home	.263	1248	328	32	166
.206	107	22	4	13	Road	.251	1235	310	33	148
.188	64	12	5	12	Day	.260	815	212	28	94
.235	166	39	4	18	Night	.255	1668	426	37	220
.300	60	18	4	10	Pre-ASG	.264	1278	337	33	149
.194	170	33	5	20	Post-ASG	.250	1205	301	32	165
.267	60	16	4	9	vs. LHP	.282	781	220	20	111
.206	170	35	5	21	vs. RHP	.246	1702	418	45	203
.226	62	14	3	23	RISP	.244	614	150	13	229
.333	3	1	1	4	Loaded	.214	70	15	2	51
.667	3	2	1	3	Pinch Hitter	.267	30	8	1	7
.200	5	1	1	3	Designated Hitter	.230	74	17	3	10

BALLPARK BREAKDOWN

	AVG.	AB	H	HR	RBI
Angel Stadium	.243	103	25	2	15
AT&T Park	.179	39	7	1	3
Busch Stadium	.250	8	2	0	0
Camden Yards	.227	66	15	2	7
Chase Field	.000	3	0	0	0
Citi Field	.000	6	0	0	0
Citizens Bank Park	.000	4	0	0	0
Comerica Park	.395	38	15	1	10
Coors Field	.400	15	6	1	2
Dodger Stadium	.182	11	2	0	1
Fenway Park	.268	425	114	7	69
Globe Life Park	.270	141	38	3	12
Great American	.368	19	7	1	3
Kauffman Stadium	.300	40	12	1	7
Marlins Park	.261	23	6	0	3
Metrodome	.750	4	3	1	1
Miller Park	.314	35	11	2	4
Minute Maid Park	.264	345	91	16	48
Nationals Park	.273	11	3	0	0
O.co Coliseum	.259	613	159	12	64
Original Yankee Stadium	.250	12	3	0	0
PETCO Park	.667	3	2	1	1
PNC Park	.237	38	9	0	2
Progressive Field	.140	43	6	1	6
Rogers Centre	.182	77	14	4	11
Safeco Field	.330	112	37	4	20
Target Field	.162	37	6	1	5
Tropicana Field	.167	54	9	0	4
U.S. Cellular Field	.239	71	17	3	9
Wrigley Field	.059	17	1	0	0
Yankee Stadium	.257	70	18	1	7

FIELDING STATISTICS

First Base

YEAR	PCT.	G	PO	A	E	TC	DP
2010	.923	7	10	2	1	13	2
2011	1.000	4	12	0	0	12	0
Totals	.960	11	22	2	1	25	2

Second Base

YEAR	PCT.	G	PO	A	E	TC	DP
2008	1.000	3	2	4	0	6	0
2009	—	2	0	0	0	0	0
2010	.976	28	44	77	3	124	14
2011	1.000	1	0	2	0	2	0
2013	.972	24	33	36	2	71	10
Totals	.975	58	79	119	5	203	24

Third Base

YEAR	PCT.	G	PO	A	E	TC	DP
2008	.974	45	16	59	2	77	8
2009	1.000	4	1	4	0	5	0
2010	1.000	1	0	1	0	1	0
2011	.948	33	28	64	5	97	5
2015	.966	47	25	60	3	88	1
Totals	.963	130	70	188	10	268	14

Shortstop

YEAR	PCT.	G	PO	A	E	TC	DP
2008	1.000	49	46	109	0	155	21
2009	.987	26	22	52	1	75	16
2010	.986	23	26	46	1	73	17
2011	.945	49	59	112	10	181	22
2012	.980	93	102	284	8	394	48
2013	.962	119	139	266	16	421	56
2014	.974	130	146	344	13	503	71
2015	1.000	17	21	53	0	74	6
Totals	.974	506	561	1266	49	1876	257

LOWRIE'S CAREER BESTS

Hits: 4 (five times), last: August 9, 2013 at Toronto

Home Runs: 2 (twice), October 3, 2010 vs. New York (AL); September 14, 2010 at Seattle

Runs Batted In: 4 (seven times), last: September 6, 2015 vs. Minnesota

Stolen Bases: 1 (seven times), last: April 8, 2015 vs. Cleveland

Hitting Streak: 12, August 18 to 30, 2013

Hitless Streak (At Bats): 28, August 19 to 31, 2015

Game Ending RBI: 3, September 6, 2014 vs. Houston (single), August 21, 2010 vs. Toronto (home run), August 1, 2008 vs. Oakland (single)

Grand Slams: 2, September 6, 2015 vs. Minnesota (Trevor May), October 4, 2009 vs. Cleveland (Chris Perez)

Pinch-Hit Home Runs: 1, September 13, 2015 at Los Angeles-AL (Huston Street)

Inside-The-Park Home Runs: None.

Lead Off Home Runs: None

**RIGHT-HANDED PITCHER****Height/Weight:** 6-6 / 225**Bats/Throws:** Right / Right**Birthdate:** August 28, 1980**Opening Day Age:** 35**Birthplace/Resides:** Long Beach, California / Sicklerville, New Jersey**Major League Service:** 10 years, 155 days**Obtained:** Signed as a free agent, December 11, 2015**Contract Status:** First year of a three-year contract through 2018**CAREER HIGHLIGHTS**

Spent the first nine seasons of his career with Philadelphia from 2003-11 before Tommy John surgery limited him to just one minor league rehab appearance from 2012-13...was out of baseball in 2014 and returned to the majors in 2015 with Kansas City...is 48-32 with 55 saves and a 3.45 ERA in 559 career appearances...491 of those outings came with Philadelphia, which ranks third on the Phillies all-time list...has played for World Champions in Philadelphia in 2008 and Kansas City in 2015...is 4-1 with a 2.91 ERA (14 er in 43.1 ip) in 42 career postseason appearances...has the sixth most postseason games pitched in Major League history...ranks fourth among relievers in postseason strikeouts (58) and tied for fourth in wins (4).

2015 HIGHLIGHTS

Returned to the Major Leagues for the first time since the 2011 season and served as a key setup man in the Royals bullpen...made 68 relief appearances and was 1-2 with three saves and a career-low 2.13 ERA...also had career lows in opponents batting average (.205) and on-base percentage (.254)...ranked ninth among American League relievers in ERA and opponents on-base percentage...walked just 14 batters in 63.1 innings and his average of 1.99 walks per nine innings was the best of his career...had a 1.53 ERA and .157 opponents batting average over his first 37 games through July 11, a 7.00 ERA and .381 opponents average over his next 11 games from July 12 to Aug. 6, and a 0.95 ERA and .182 opponents average over his final 20 contests beginning Aug. 8...his .205 opponents batting average included a .205 (23-for-112) mark against left-handed hitters and .205 (24-for-117) against right-handers...allowed a .164 batting average with runners in scoring position, including .080 with RISP and two outs...yielded a .082 batting average with two strikes...first batters faced were 11-for-65 (.169) with three doubles, a walk and two hit by pitches...ranked seventh in the AL in opponents on-base percentage (.206) and slugging percentage (.215) against first batters faced and was 10th in batting average...allowed 7-of-26 (26.9%) inherited runners to score...went 3-for-5 (60.0%) in save opportunities but neither of his blown saves came in the ninth inning...compiled a 1.59 ERA and .194 opponents batting average in 30 appearances at Kauffman Stadium...had a 2.57 ERA and surrendered four of his five home runs in 38 games on the road...had a 1.44 ERA in 45 games at night, a 3.66 ERA in 23 appearances during the day...posted a 1.42 ERA in 15 games on no days rest, a 2.31 ERA in his other 53 appearances...did not allow a run in 13 games (11.2 ip) against AL West opponents and has a 1.27 ERA (4 er in 28.1 ip) in 26 career appearances against AL West competition...had a 1.87 ERA in 32 games against the AL Central...compiled a 1.69 ERA in 12 interleague outings...held the opponents four through seven hitters to a .126 batting average.

KANSAS CITY: Signed a minor league contract with the Royals Jan. 30 and was on their Opening Day roster...struck out a season-high three batters April 13 at Minnesota...tossed a season-high 2.0 scoreless innings April 23 at Chicago (AL)...matched that figure May 1 against Detroit and July 28 at Cleveland...made his 500th career appearance April 29 at Cleveland...finished April with a 1.64 ERA in nine appearances...followed that with a 2.25 ERA in May and his season ERA stood at 2.10 through June 8...then had a 13-game, 9.2-inning scoreless streak from June 12 to July 11...allowed just one hit and one walk over that stretch for a .033 batting average and .065 on-base percentage...finished June with a 1.13 ERA in 10 games...allowed a season-high four runs on a season-high tying four hits in just 0.1 innings July 12 against Toronto...recorded his first save July 18 at Chicago (AL), pitching the bottom of the 13th inning in a 7-6 win...it was his first save since Sept. 26, 2011 at Atlanta...had all three of his saves in 2015 against the White Sox...had a 3.86 ERA in July and 3.12 in August...did not pitch

from Aug. 23 to Sept. 5...logged a 0.90 ERA in 11 games in September...his only run in the month came on Sept. 6 against Chicago (AL)...finished the regular season with a 12-game, 11.0-inning scoreless streak...struck out the side Sept. 28 at Chicago (NL), matching his season high for strikeouts...went 2-0 with a 5.40 ERA in nine postseason appearances for the World Champion Royals...struck out 15 batters in 8.1 innings (16.20 per nine innings)...is now 4-1 with a 2.91 ERA (14 er in 43.1 ip) in 42 career postseason appearances...has the sixth most postseason games pitched in Major League history...ranks fourth among relievers in postseason strikeouts (58) and tied for fourth in wins (4)...had a win and a 9.00 ERA in three ALDS games against Houston...allowed three home runs in 3.0 innings but struck out seven...also worked in three ALCS games against Toronto, posting a 7.71 ERA...then tossed 3.0 scoreless frames in three World Series appearances against the Mets...including a win in Game 4 after retiring the side in order in the seventh inning of the Royals 5-3 win.

CAREER

2014—Did not pitch in 2014 after being released by Los Angeles (AL) Aug. 5, 2013.

2013—Began the season on the disabled list with Los Angeles (AL) as he continued his recovery from April, 2012 “Tommy John” surgery...was assigned to Single-A Inland Empire on a rehab assignment May 13 and tossed a scoreless ninth inning that day against Visalia for the save (1 so)...that would be his only appearance in 2013 as his rehab assignment was halted May 23...was transferred to the 60-day disabled list June 25 and released Aug. 5.

2012—Signed a one-year deal with Cincinnati on Jan. 20 with a club option for 2013 but missed the entire season after suffering an elbow injury during Spring Training...did not pitch during the spring and an MRI on March 24 revealed the injury...had “Tommy John” surgery April 11...the surgery was performed by Dr. Lewis Yocum...became a free agent following the season after his option was not exercised.

2011—In his ninth season with the Phillies established a career high with 32 saves in 34 chances (94%)...converted his first 14 save opportunities, his best streak of the season...finished the season with 17 consecutive scoreless appearances (16.1ip), his best stretch of the year, and converted all nine save chances in that span...from May 7 to 20, he became the first Phillies pitcher to record a save in seven consecutive victories since Doug Jones did it from May 29-June 8, 1994...shut out the opponent in 53 of his 62 appearances...walked just 16 batters, eight of which were intentional...was on the disabled list from June 19 to July 14 with a bruised right hand...had a rehab assignment with Clearwater July 13...missed two games in August while on paternity leave.

2010—Went 6-2 with five saves and a 2.55 ERA in 55 games with Philadelphia, despite missing over two months of the season with a broken right great toe...was on the disabled list from April 27 to July 7...tied for seventh among all National League relievers in wins (6)...averaged a career best 10.87 strikeouts per nine innings to lead all Phillies relievers...held opponents to a .143 average with runners in scoring position...posted a 1.04 ERA over his final 36 appearances beginning July 31...appeared in 36 of the Phillies final 59 games over that stretch (61.0%)...led all Major League relievers with 44 appearances after the All-Star Break...ranked third in the NL with a 1.50 ERA over that span...had a season-best 13.1-inning scoreless streak from July 31 to Aug. 23...also had a 12.2-inning scoreless streak from Sept. 3-24.

2009—Finished fourth among National League relievers in innings (77.1), tied for fourth in games (79), eighth in strikeouts (78) and tied for eighth in wins (5)...the games pitched were a career-high...posted a 1.95 ERA and .202 opponents batting average through his first 33 games of the season...did not allow a home run until his 35th appearance of the season as he started the year with a 33.1-inning homerless streak...struck out 43 batters in 41.0 innings on the road...went 2-0 with a 0.50 ERA in 15 games against NL Central teams...committed his first career error June 30 at Atlanta, his 334th career game...converted 6 of his final 7 save opportunities...got the win in Game 4 of the NLDS at Colorado...averaged 12.2 strikeouts per nine innings in his 12 postseason appearances (14 so in 10.1 ip).

2008—Finished fifth in innings (82.2) and tied for ninth in appearances (76) among National League relievers...posted a 1.04 ERA over a 22-game span from May 25 to July 20...earned his lone save of the season Aug. 10 against Pittsburgh...pitched at least 2.0 innings in 15 of his 76 appearances...

held opposing hitters to a .167 average with the bases loaded...compiled a 0.63 ERA over his final 14 appearances...opposing hitters went 0-for-13 with runners in scoring position over his final six appearances...overall, he held hitters to a .225 average with RISP...went a combined 1-0 with a 2.13 ERA in 11 playoff appearances.

2007—Took the losses in the first two games of the season, April 2 and 4 against Atlanta...posted a 7.71 ERA with three home runs allowed through his first five appearances and a 2.39 ERA with two home runs through his remaining 33 games...had nine strikeouts in 6.2 innings over a four-game span from April 27 to May 24...was on the 15-day disabled list from May 4 to 21 (left oblique strain) and again from July 30 through the remainder of the season (right shoulder strain)...pitched at least 2.0 innings in 15 of his 38 appearances...posted a 2.08 ERA and had a .185 opponents average against the National League East.

2006—Reached career highs in wins (11), innings pitched (134.1) and strikeouts (99)...began the season in the starting rotation...collected his first three Major League hits in the same game, April 14 at Colorado, going 3-for-3 with a walk...moved to the bullpen following the promotion of Cole Hamels...pitched a career-high 7.0 innings of relief and took the loss, May 23 at New York (NL)...is the first Phillie to pitch 7.0 innings of relief since Tommy Greene pitched 7.2 innings, April 20, 1991...compiled a 3.48 ERA in five relief appearances in May before returning to the rotation...made 11 more starts (5-4, 6.00 ERA) before moving back to the bullpen, where he remained for the rest of the season...pitched a career-best 8.2 shutout innings, June 29 at Baltimore...overall, went 8-5 with a 6.28 ERA and .329 opponents average in 17 starts...pitched 2.0 innings in four consecutive appearances, Aug. 4-11...earned the save in back-to-back appearances, Aug. 22-25.

2005—Finished second among National League relievers in innings pitched (87.0), tied for fourth in games (78), sixth in strikeouts (79) and tied for ninth in wins (6)...his 78 appearances were third-most on the all-time single-season list for the Phillies...had a 10.0-inning scoreless streak, April 24 to May 11...compiled a 0.50 ERA and held opponents to a .088 average over a 14-game span from May 15 to June 11...the Phillies went 13-1 in those games...went 25.0 innings without allowing a home run from July 27 to Sept. 13...overall, the Phillies went 50-28 (.641) in his 78 games...pitched at least 2.0 innings in 11 games.

2004—Won the final bullpen spot out of spring training...had the best ERA (2.34) by a Phillies rookie pitcher since Don Carman had a 2.08 ERA in 1985 (min. 75.0 ip)...finished the season with the third-best relief ERA (1.65) in the majors...his nine wins led National League rookies and were tied for third among all Major League relievers...ranked sixth among NL rookies in strikeouts (55) and innings (77.0) and eighth in games (52)...set a Phillies rookie record by not allowing an earned run in the first 21.0 innings of his career...served a three-game suspension, April 16-18, for throwing at Frank Catalanotto during a spring training game against Toronto in Dunedin, April 1...earned his first ML win April 28 at St. Louis, with 4.0 shutout innings of relief...earned his first ML save May 13 at San Francisco...did not allow a home run until June 2 against New York-NL (Todd Zeile), halting a career-opening streak of 34.1 straight innings without a homer...made his first ML start June 8 at Chicago-AL (ND, 0.2 ip, 6 h, 6 r, 6 er, 1 bb, 3 hr)...had a 21.0-inning scoreless streak from June 22 to July 19...won five straight decisions from June 26 to Sept. 9, which tied for the second best winning streak among NL rookies...was placed on the 15-day disabled list July 27 with a sprained ligament in his right hand...was reinstated Sept. 3.

2003—Went to spring training with the major league club but did not appear in any games...began the season with Single-A Clearwater where he made two starts before being promoted to Triple-A Scranton/Wilkes-Barre...tied for second in the International League in wins (12), ranked third in strikeouts (138) and fifth in innings pitched (157.0)...went 10-2 over a 15-start span from May 2 to July 20...was the starting pitcher for the International League in the Triple-A All-Star Game (1.0 ip, 1 r, 1 bb, 2 so)...hit .462 for the season and went 3-for-3 July 20 at Richmond...was recalled by Philadelphia Sept. 2 and made his Major League debut, Sept. 27 against Atlanta...tossed 2.0 scoreless innings and retired all six batters that he faced...went 0-2 with a 3.75 ERA in three starts for the 2003 USA Olympic qualifying team during October.

2002—Spent the entire season with Double-A Reading...won the Paul Owens Award as the best pitcher in the Phillies minor league system and was the Eastern League's Pitcher of the Year...had an EL-

leading 16 wins, finished second in strikeouts (132) and third in ERA (3.20) and innings (171.1)... became the first Reading pitcher to lead the league in wins since Bob Scanlan had 15 in 1987 and had the most wins by a Reading pitcher since Mark Davis had 19 in 1980...named EL Pitcher of the Week for the week of May 13-19 after going 2-0 with a 0.00 ERA...struck out 13 and walked three in 14.0 innings...took a no-hitter into the eighth inning on June 22 at Bowie, but settled for a two-hitter...was named Phillies Minor League Pitcher of the Month for May when he went 4-1 with 3.18 ERA and 40 strikeouts in 39.2 innings...was the starting pitcher for the NL in the Double-A All-Star Game (1.0 ip, 1 r, 1 er, 1 so)...was an EL postseason All-Star...hit .250 with two doubles and a RBI...was rated the sixth best prospect in the Phillies minor league system and 14th best in the EL by *Baseball America*.

2001—Spent the entire season with Clearwater...was on the disabled list from June 23 to July 27 with a right intercostal strain...finished August with a 0.98 ERA...pitched in the Florida Instructional League.

2000—Began the season in extended spring training...was promoted to Single-A Piedmont May 8...tied for first in the South Atlantic League in wins (14) and ranked third in ERA (2.59)...had the best ERA among all Phillies minor leaguers...was twice named Phillies Minor League Pitcher of the Week: May 15-21 and July 24-30...named Phillies Minor League Pitcher of the Month for August after going 5-0 with a 1.14 ERA...was rated the Phillies' fourth best prospect by *Baseball America*.

1999—Pitched at Single-A Batavia and led all Phillies short-season minor leaguers in innings (87.2) and strikeouts (75)...rated the Phillies' 10th best prospect by *Baseball America*...pitched in the FIL.

1998—Went 3-3 with a 4.82 ERA in 12 games, including 10 starts, in his professional debut with rookie Martinsville...pitched in the FIL.

PERSONAL/MISCELLANEOUS

Ryan Michael Madson was originally signed by Phillies scout Jim Fregosi, Jr...he and his wife, Sarah, have three children: Luke, Ella Marie and Ryan, Jr...graduated from Valley View (Calif.) High School in 1998...his uncle, Steve Burr, played in the Boston Red Sox and Texas Rangers organizations from 1969-76.

LIFETIME PITCHING RECORD

Year	Club	W	L	ERA	G	GS	CG	SHO	SV	IP	H	R	ER	HR	HB	BB	IBB	SO	WP	BK	
1998	Martinsville	3	3	4.83	12	10	0	0	0	54.0	57	38	29	5	2	20	0	52	9	1	
1999	Batavia	5	5	4.72	15	15	0	0	0	87.2	80	51	46	5	10	43	0	75	10	0	
2000	Piedmont	14	5	2.59	21	21	2	1	0	135.2	113	50	39	5	13	45	0	123	5	1	
2001	Clearwater	9	9	3.90	22	21	1	0	0	117.2	137	68	51	4	5	49	1	101	5	1	
2002	Reading	16	4	3.20	26	26	2	0	0	171.1	150	68	61	11	12	53	0	132	5	0	
2003	Clearwater	0	0	5.63	2	2	0	0	0	8.0	11	5	5	0	0	2	0	9	0	0	
	Scranton/Wilkes-Barre	8	8	3.50	26	26	0	0	0	157.0	157	70	61	9	10	42	2	138	6	0	
	PHILADELPHIA	0	0	0.00	1	0	0	0	0	2.0	0	0	0	0	0	0	0	0	0	0	
2004	PHILADELPHIA	9	3	2.34	52	1	0	0	1	77.0	68	23	20	6	5	19	4	55	7	0	
	Reading	0	0	4.50	2	1	0	0	0	2.0	3	2	1	1	0	2	0	1	0	0	
2005	PHILADELPHIA	6	5	4.14	78	0	0	0	0	87.0	84	44	40	11	6	25	6	79	6	1	
2006	PHILADELPHIA	11	9	5.69	50	17	0	0	2	134.1	176	92	85	20	10	50	4	99	12	0	
2007	PHILADELPHIA	2	3.05	38	0	0	0	0	1	56.0	48	19	19	5	2	23	4	43	2	2	
	Reading	0	0	0.00	2	0	0	0	0	3.0	3	0	0	0	0	0	0	4	0	0	
2008	PHILADELPHIA	4	2	3.05	76	0	0	0	1	82.2	79	29	28	6	1	23	4	67	2	1	
2009	PHILADELPHIA	5	5	3.26	79	0	0	0	10	77.1	73	29	28	7	3	22	3	78	1	0	
2010	PHILADELPHIA	6	2	2.55	55	0	0	0	5	53.0	42	16	15	4	4	13	3	64	2	0	
	Clearwater	0	1	4.50	2	0	0	0	0	2.0	1	1	1	0	0	0	0	3	0	0	
	Reading	0	0	0.00	1	0	0	0	0	2.0	2	0	0	0	1	0	0	1	0	0	
	Lehigh Valley	0	0	5.40	2	0	0	0	0	1.2	1	1	1	0	0	2	0	2	0	0	
2011	PHILADELPHIA	4	2	2.37	62	0	0	0	32	60.2	54	16	16	2	1	16	8	62	0	0	
	Clearwater	0	0	0.00	1	1	0	0	0	1.0	0	0	0	0	1	0	0	1	0	0	
2012	CINCINNATI	(Injured — Did not pitch)																			
2013	Inland Empire	0	0	0.00	1	0	0	0	1	1.0	0	0	0	0	0	0	0	1	0	0	
2014	(Did Not Pitch)																				
2015	KANSAS CITY	1	2	2.13	68	0	0	0	3	63.1	47	17	15	5	2	14	1	58	1	0	
AL Totals		1	2	2.13	68	0	0	0	3	63.1	47	17	15	5	2	14	1	58	1	0	
NL Totals		47	30	3.59	491	18	0	0	52	630.0	624	272	251	61	32	191	36	547	32	4	
ML Totals		48	32	3.45	559	18	0	0	55	693.1	671	285	266	66	34	205	37	605	33	4	

CAREER TRANSACTIONS

1998 — Selected by the Philadelphia Phillies organization in the 9th round of the First-Year Player Draft. **2004** — On suspended list, April 16 to 18. On the disabled list, July 26 to September 2; included rehabilitation assignment to Reading, Aug. 30 to Sept. 2. **2007** — On the disabled list, May 4 to 21; included rehabilitation assignment to Reading, May 18 to 20. On the disabled list, July 30 to November 1. **2010** — On the disabled list, April 29 to July 7; included rehabilitation assignments to Clearwater, June 27 to July 1, Reading, July 2 to 4, and Lehigh Valley, July 5 to 7. **2011** — On the disabled list, June 19 to July 14; included rehabilitation assignment to Clearwater, July 13 to 14. On paternity list, August 4 to 5. Elected free agency, October 30. **2012** — Signed by the Cincinnati Reds, January 25. On the disabled list, April 4 to October 29. Elected free agency, October 31; signed by the Los Angeles Angels, November 28. **2013** — On the disabled list, March 22 to August 4; included rehabilitation assignment to Inland Empire, May 13 to 22. Released, August 5. **2015** — Signed by the Kansas City Royals to a minor league contract, January 30. Elected free agency, November 2; signed by the Oakland Athletics, December 11.

DIVISION SERIES RECORD

Year	Club/Opp.	W	L	ERA	G	GS	CG	SHO	SV	IP	H	R	ER	HR	HB	BB	IBB	SO	WP	BK
2008	PHI vs. MIL	0	0	2.25	3	0	0	0	0	4.0	3	1	1	0	0	0	0	2	0	0
2009	PHI vs. COL	1	0	3.38	3	0	0	0	0	2.2	2	1	1	0	0	1	1	4	1	0
2010	PHI vs. CIN	0	0	0.00	1	0	0	0	0	1.0	1	0	0	0	0	0	0	1	1	0
2011	PHI vs. STL	0	0	2.08	4	0	0	0	1	4.1	4	1	1	0	0	0	0	6	0	0
2015	KC vs. HOU	1	0	9.00	3	0	0	0	0	3.0	6	3	3	3	0	0	0	7	0	0
Totals		2	0	3.60	14	0	0	0	1	15.0	16	6	6	3	0	1	1	20	2	0

LEAGUE CHAMPIONSHIP SERIES RECORD

Year	Club/Opp.	W	L	ERA	G	GS	CG	SHO	SV	IP	H	R	ER	HR	HB	BB	IBB	SO	WP	BK
2008	PHI vs. LAD	1	0	0.00	4	0	0	0	0	5.0	4	0	0	0	0	1	0	4	0	0
2009	PHI vs. LAD	0	0	5.40	4	0	0	0	0	3.1	6	2	2	0	0	3	0	4	0	0
2010	PHI vs. SF	0	1	1.35	5	0	0	0	0	6.2	4	1	1	1	0	3	1	10	0	0
2015	KC vs. TOR	0	0	7.71	3	0	0	0	0	2.1	4	2	2	1	0	2	0	3	0	0
Totals		1	1	2.60	16	0	0	0	0	17.1	18	5	5	2	0	9	1	21	0	0

WORLD SERIES RECORD

Year	Club/Opp.	W	L	ERA	G	GS	CG	SHO	SV	IP	H	R	ER	HR	HB	BB	IBB	SO	WP	BK
2008	PHI vs. TB	0	0	4.91	4	0	0	0	0	3.2	3	2	2	1	0	0	0	6	0	0
2009	PHI vs. NYY	0	0	2.08	5	0	0	0	1	4.1	6	1	1	0	1	2	0	6	0	0
2015	KC vs. NYM	1	0	0.00	3	0	0	0	0	3.0	2	0	0	0	0	1	0	5	0	0
Totals		1	0	2.45	12	0	0	0	1	11.0	11	3	3	1	1	3	0	17	0	0

VS. THE AMERICAN LEAGUE

2015 CAREER														
ERA	W	L	S	G	IP	ER	vs. TEAM	ERA	W	L	S	G	IP	ER
0.00	0	0	0	2	1.1	0	Baltimore	2.03	1	1	0	5	13.1	3
6.75	0	0	0	2	1.1	1	Boston	6.75	1	1	0	9	12.0	9
0.90	0	0	3	9	10.0	1	Chicago	5.40	1	0	3	11	11.2	7
1.80	0	0	0	9	10.0	2	Cleveland	3.09	0	0	0	10	11.2	4
3.18	0	1	0	6	5.2	2	Detroit	3.52	0	2	0	8	7.2	3
0.00	0	0	0	3	1.2	0	Houston	3.86	0	3	1	24	23.1	10
—	0	0	0	0	0.0	0	Kansas City	13.50	0	0	0	1	2.0	3
0.00	0	0	0	2	2.0	0	Los Angeles	0.00	0	0	0	4	5.0	0
2.25	0	0	0	8	8.0	2	Minnesota	2.16	0	0	0	9	8.1	2
0.00	0	0	0	1	1.0	0	New York	0.00	0	0	0	4	3.2	0
0.00	0	0	0	2	2.0	0	Oakland	0.00	0	0	0	4	4.0	0
0.00	1	0	0	3	3.1	0	Seattle	2.57	1	0	0	6	7.0	2
0.00	0	0	0	2	2.0	0	Tampa Bay	1.86	1	0	0	4	9.2	2
0.00	0	0	0	3	2.2	0	Texas	1.69	0	0	2	9	10.2	2
27.00	0	0	0	4	1.2	5	Toronto	9.45	0	1	0	8	6.2	7

VS. THE NATIONAL LEAGUE

2015 CAREER														
ERA	W	L	S	G	IP	ER	vs. TEAM	ERA	W	L	S	G	IP	ER
—	0	0	0	0	0.0	0	Arizona	3.31	3	0	2	20	32.2	12
—	0	0	0	0	0.0	0	Atlanta	3.36	7	3	4	56	59.0	22
3.86	0	1	0	3	2.1	1	Chicago (NL)	5.30	1	2	2	23	18.2	11
3.00	0	0	0	3	3.0	1	Cincinnati	6.61	4	4	3	27	31.1	23
—	0	0	0	0	0.0	0	Colorado	2.83	5	0	3	16	28.2	9
—	0	0	0	0	0.0	0	Florida	2.36	7	2	5	64	84.0	22
—	0	0	0	0	0.0	0	Los Angeles (NL)	2.51	1	0	5	21	32.1	9
0.00	0	0	0	2	2.0	0	Milwaukee	1.59	3	1	4	20	22.2	4
—	0	0	0	0	0.0	0	New York (NL)	2.87	3	4	7	61	78.1	25
—	0	0	0	0	0.0	0	Philadelphia	—	0	0	0	0	0.0	0
0.00	0	0	0	2	2.0	0	Pittsburgh	1.86	2	1	2	16	19.1	4
—	0	0	0	0	0.0	0	San Diego	6.23	1	3	5	24	30.1	21
—	0	0	0	0	0.0	0	San Francisco	2.42	3	0	1	16	22.1	6
0.00	0	0	0	2	1.1	0	St. Louis	1.65	1	1	0	24	32.2	6
—	0	0	0	0	0.0	0	Washington	5.32	2	3	6	55	64.1	38

MONTHLY BREAKDOWN

2015 CAREER														
ERA	W	L	S	G	IP	ER	by MONTH	ERA	W	L	S	G	IP	ER
—	0	0	0	0	0.0	0	March	18.00	0	0	0	1	1.0	2
1.64	0	0	0	9	11.0	2	April	4.01	10	6	7	77	110.0	49
2.25	0	1	0	12	12.0	3	May	2.69	5	5	11	94	127.1	38
1.13	1	0	0	10	8.0	1	June	3.98	11	5	6	84	126.2	56
3.86	0	0	1	14	11.2	5	July	3.87	8	7	5	95	116.1	50
3.12	0	1	1	10	8.2	3	August	2.88	7	5	11	94	97.0	31
0.90	0	0	0	11	10.0	1	September	3.19	7	4	14	107	107.1	38
0.00	0	0	1	2	2.0	0	October	2.35	0	0	1	7	7.2	2

PITCHING BREAKDOWN

2015 CAREER														
ERA	W	L	S	G	IP	ER	by CATEGORY	ERA	W	L	S	G	IP	ER
1.59	0	0	1	30	28.1	5	Home	3.63	28	18	22	283	347.1	140
2.57	1	2	2	38	35.0	10	Away	3.28	20	14	33	276	346.0	126
3.66	0	2	2	23	19.2	8	Day	2.73	15	9	13	176	214.0	65
1.44	1	0	1	45	43.2	7	Night	3.77	33	23	42	383	479.1	201
2.02	1	1	0	38	35.2	8	Pre-ASG	3.55	30	19	25	290	407.2	161
2.28	0	1	3	30	27.2	7	Post-ASG	3.31	18	13	30	269	285.2	105
—	0	0	0	0	0.0	0	Starter	6.82	8	5	0	18	91.0	69
2.13	1	2	3	68	63.1	15	Reliever	2.94	40	27	55	541	602.1	197

BALLPARK BREAKDOWN

	ERA	W	L	S	G	IP	ER
AT&T Park	2.16	1	0	1	7	8.1	2
Busch Stadium	1.88	0	0	0	12	14.1	3
Busch Stadium II	4.76	1	1	0	2	5.2	3
Camden Yards	0.00	1	0	0	3	10.0	0
Chase Field	3.86	1	0	1	9	16.1	7
Citi Field	1.98	0	0	4	14	13.2	3
Citizens Bank Park	3.83	28	18	21	252	317.0	135
Comerica Park	4.91	0	1	0	5	3.2	2
Coors Field	1.47	3	0	2	10	18.1	3
Dodger Stadium	3.50	1	0	3	12	18.0	7
Fenway Park	12.60	1	1	0	3	5.0	7
Globe Life Park	3.18	0	0	0	4	5.2	2
Great American	6.30	1	1	3	10	10.0	7
Kauffman Stadium	2.37	0	0	1	31	30.1	8
Metrodome	0.00	0	0	0	1	0.1	0
Miller Park	1.23	0	1	3	9	7.1	1
Minute Maid Park	3.86	0	1	0	11	9.1	4
Nationals Park	6.75	0	1	4	14	16.0	12
O.co Coliseum	0.00	0	0	0	3	3.0	0
Olympic Stadium	0.00	0	0	0	2	3.0	0
PETCO Park	4.20	0	1	3	12	15.0	7
PNC Park	4.50	1	1	0	6	8.0	4
Progressive Field	3.52	0	0	0	6	7.2	3
RFK Stadium	2.16	0	0	0	7	8.1	2
Rogers Centre	16.20	0	0	0	3	1.2	3
Safeo Field	3.60	1	0	0	4	5.0	2
Shea Stadium	1.61	1	2	1	17	28.0	5
Sun Life Stadium	2.49	3	0	3	31	43.1	12
Target Field	3.86	0	0	0	4	4.2	2
Tropicana Field	0.00	0	0	0	1	1.0	0
Turner Field	2.36	4	1	2	31	34.1	9
U.S. Cellular Field	8.10	0	0	2	6	6.2	6
Veterans Stadium	0.00	0	0	0	1	2.0	0
Wrigley Field	5.19	0	2	1	12	8.2	5
Yankee Stadium	0.00	0	0	0	4	3.2	0

FIELDING STATISTICS

Pitcher									
Year	Pct.	G	PO	A	E	TC	DP		
2003	—	1	0	0	0	0	0	0	0
2004	1.000	52	7	4	0	11	0		
2005	1.000	78	2	10	0	12	0		
2006	1.000	50	9	20	0	29	1		
2007	1.000	38	2	10	0	12	0		
2008	1.000	76	4	12	0	16	0		
2009	.933	79	5	9	1	15	0		
2010	1.000	55	2	3	0	5	0		
2011	.857	62	1	5	1	7	0		
2015	1.000	68	6	13	0	19	4		
Totals	.984	559	38	86	2	126	5		

MADSON'S CAREER BESTS

Low Hit Complete Game: None
Innings Pitched: 8.2, June 29, 2006 at Baltimore.
As reliever: 7.0, May 23, 2006 at New York (NL)
Strikeouts: 7 (twice), last: June 29, 2006 at Baltimore. **As reliever:** 6, May 23, 2006 at New York (NL)
Pitches: 114, June 29, 2006 at Baltimore
Longest Winning Streak: 5, June 26 to September 9, 2004
Longest Losing Streak: 3, June 18 to July 2, 2009
Longest Scoreless Streak: 21.0, June 22 to July 19, 2004

**LEFT-HANDED PITCHER****Height/Weight:** 6-5 / 245**Bats/Throws:** Right / Left**Birthdate:** February 1, 1992**Opening Day Age:** 24**Birthplace/Resides:** Valparaiso, Indiana / Wanatah, Indiana**Major League Service:** None**Obtained:** Acquired from Kansas City with Aaron Brooks for Ben Zobrist and cash, July 28, 2015**Contract Status:** First year of a one-year contract through 2016**NON-ROSTER INVITEE****CAREER HIGHLIGHTS**

Is 14-9 with a 2.94 ERA in 39 games, all starts, in two professional seasons...has 236 strikeouts in 196.0 innings, an average of 10.84 per nine innings...has surrendered just nine home runs (0.41 per nine innings)...was originally drafted by Kansas City as a Competitive Balance pick following the first round of the 2013 draft and was traded to the A's just prior to the 2015 deadline in the Ben Zobrist deal...pitched in the Arizona Fall League in 2015 and started for the East in the AFL Fall Stars Game...led the Carolina League and the Royals farm system with 146 strikeouts in 2014...was rated as the Royals number six prospect by *Baseball America* following the 2013 and number three after 2014...was rated as the A's number two prospect following the 2015 season.

2015 HIGHLIGHTS

Was acquired by the A's from Kansas City in the Ben Zobrist deal at the trading deadline and went 6-0 with a 1.90 ERA in seven starts with Double-A Midland...began the year in extended spring training with the Royals and combined for a 1-1 record and a 3.69 ERA in seven starts with the Royals affiliate in the Arizona Rookie League, Single-A Wilmington and Double-A Northwest Arkansas...was 7-1 with a 2.66 ERA in 14 starts overall...struck out 90 batters in 74.1 innings (10.90 per nine innings)...allowed a .243 opponents batting average, including .198 (36-for-182) against right-handed hitters compared to .330 (31-for-94) against left-handers...surrendered three of his five home runs to lefties for a .511 slugging percentage...held righties to a mark of .275...opponents batted .323 with a .421 on-base percentage when leading off an inning...compiled a 1.29 ERA in the first inning, a 4.20 ERA in innings two through four and a 0.46 ERA from the fifth inning on...his teams were 10-4 (.714) in his starting assignments, including 7-0 at Midland...allowed one run or fewer in eight of his 14 starts, including no runs four times...was rated as the A's second best prospect by *Baseball America* following the season.

MINORS: Made one start with the Royals affiliate in the Arizona Rookie League on June 24 against the Reds (no decision, 1.80 ERA)...was transferred to Single-A Wilmington June 29 and went 1-0 with a 3.66 ERA in four starts with the Blue Rocks...allowed a season-high seven runs on a season-high 10 hits in 3.2 innings July 9 against Frederick, but ended up with a no decision after Wilmington scored 10 times in the seventh inning for a 15-10 win...was transferred to Northwest Arkansas July 17 where he went 0-1 with a 5.14 ERA in two starts before he was traded to the A's with Aaron Brooks for Ben Zobrist and cash considerations, July 28...his six wins with Midland were the most in the Texas League following the trade...went 2-0 with a 2.89 ERA over his first three starts...then did not allow a run in three of his final four regular season starts, going 4-0 with a 1.13 ERA...tossed a season-high 7.0 scoreless innings in his first outing with Midland July 31 against Corpus Christi...allowed just three hits, did not walk a batter and struck out nine to earn Texas League Pitcher of the Week honors for the week of July 27 to Aug. 2...matched his season high by allowing 10 hits in an 8-7 win over Frisco Aug. 5...issued a season-high four walks Aug. 11 against Springfield and Aug. 22 against Tulsa...matched his season high with 7.0 scoreless innings Aug. 29 against Frisco...struck out a season-high 13 and did not walk a batter while tossing 6.0 scoreless innings in his final regular season start Sept. 3 at San Antonio and earned TL Pitcher of the Week honors for a second time (Aug. 31-Sept. 7)...finished the regular season with a 15.0-inning scoreless streak...went 1-0 with a 1.20 ERA in two postseason starts for the Texas League Champion RockHounds (15.0 ip, 10 h, 4 r, 2 er, 2 bb, 15 so)...the win came in Game 1 of the TL Championship Series against his former team, Northwest Arkansas...pitched for Mesa in the Arizona Fall League following the season and was named to the AFL Top Prospects Team after going

0-2 with a 3.86 ERA in six starts...led the league in strikeouts (33)...started for the East in the Nov. 7 Fall Stars Game (2.0 ip, 1 bb, 4 so)...was named AFL Pitcher of the Week Nov. 17 for his Nov. 13 start at Scottsdale (ND, 5.0 ip, 2 h, 1 r, 1 er, 1 bb, 9 so).

CAREER

2014—Spent his first professional season with Single-A Wilmington and went 7-8 with a 3.11 ERA in 25 starts...led the Carolina League and the Royals farm system with 146 strikeouts...also ranked third in the CL in opponents batting average (.228), fourth in ERA and tied for fifth in games started (25)...sur-rendered just five home runs in 121.2 innings, an average of 0.37 per nine innings...his opponents bat-ting average included a .211 mark against left-handed hitters compared to .234 against right-handers...went 2-5 with a 4.84 ERA, .288 opponents batting average and four home runs allowed in 12 starts in the first half of the season...then went 5-3 with a 1.96 ERA, .180 opponents average and one home run allowed in 13 starts in the second half...was 5-4 with a 2.09 ERA in 14 starts at home, 2-4 with a 4.44 ERA in 11 starts on the road...yielded just one home run in 69.0 innings at home...opponents batted .216 when leading off an inning...struck out 10 batters in 5.0 innings May 21 against Carolina, his first of two games with 10 or more strikeouts...went 0-4 with a 4.70 ERA in five starts in June...allowed his fifth and final home run of the season June 20 at Myrtle Beach...finished the season with a 77.1-inning, 280-batter homerless streak...went 5-1 with a 1.23 ERA over his final eight starts beginning July 22...had a season-high 16.1-inning scoreless streak from July 22 to Aug. 7...did not allow a run in back-to-back starts July 27 against Winston-Salem and Aug. 2 against Frederick...tossed a season-high 7.1 in-nings in the latter contest...compiled a 1.59 ERA in five starts in July but had just one decision, a win...then went 4-1 with a 1.37 ERA in six starts in August...struck out 44 batters in 39.1 innings and held the opposition to a .173 batting average...fired a seven-inning complete game two-hit shutout Aug. 13 against Frederick...walked a batter, hit two and struck out seven in a 4-0 win...earned CL Pitcher of the Week honors the final week of the season (Aug. 25-Sept. 1) after striking out a season-high 13 batters while tossing 7.0 shutout in a 2-0 win over Potomac Aug. 29...allowed just three hits and did not walk a batter...was rated as the number three prospect in the Royals minor league system following the season by *Baseball America*.

2013—Was drafted by the Royals as a Competitive Balance pick following the first round of the 2013 draft but did not pitch after undergoing hip surgery following his college season...was rated as the Roy-als sixth best prospect following the season by *Baseball America*.

PERSONAL/MISCELLANEOUS

Sean Anthony Manaea was originally signed by Royals scout Jason Bryans...graduated from Andrean High School in Merrillville, Indiana in 2010...attended Indiana State University...earned Second Team All-Missouri Valley Conference honors as a sophomore and junior...set a school single season ERA record (1.47) and ranked fourth in the NCAA with 11.4 strikeouts per nine innings in 2013...finished his career with 290 strikeouts in three season...named the Top Pitcher and Outstanding Pro Prospect in the Cape Cod League in 2012.

LIFETIME PITCHING RECORD

Year	Club	W	L	ERA	G	GS	CG	SHO	SV	IP	H	R	ER	HR	HB	BB	IBB	SO	WP	BK
2014	Wilmington	7	8	3.11	25	25	1	1	0	121.2	102	54	42	5	5	54	0	146	4	0
2015	AZL Royals	0	0	1.80	1	1	0	0	0	5.0	2	1	1	1	1	0	6	1	0	
	Wilmington	1	0	3.66	4	4	0	0	0	19.2	22	12	8	0	1	4	0	22	0	0
	NW Arkansas	0	1	5.14	2	2	0	0	0	7.0	9	5	4	1	1	6	0	11	1	0
	Midland	6	0	1.90	7	7	0	0	0	42.2	34	11	9	3	1	15	0	51	1	0
Minor League Totals		14	9	2.94	39	39	1	1	0	196.0	169	83	64	10	9	80	0	236	7	0

CAREER TRANSACTIONS

2013 — Selected by the Kansas City Royals organization as a Competitive Balance pick following the 1st round (34th selection overall) of the First-Year Player Draft. **2015** — Traded to the Oakland Athletics with pitcher Aaron Brooks for infielder/outfielder Ben Zobrist and cash, July 28.



2016 ATHLETICS

INFIELDER

Height/Weight: 5-11 / 190

Bats/Throws: Right / Right

Birthdate: December 22, 1994

Opening Day Age: 21

Birthplace/Resides: Detroit, Michigan / Brandon, Florida

Major League Service: None

Obtained: Selected in the 1st round (20th selection overall) of the 2015 First-Year Player Draft

Contract Status: First year of a one-year contract through 2016.

NON-ROSTER INVITEE

CAREER HIGHLIGHTS

Was the A's first round selection in the 2015 First-Year Player Draft out of the University of Florida... made his professional debut at Vermont of the Short Season New York-Penn League and hit .237 in 51 games... was rated as the A's fifth best prospect by *Baseball America* following the 2015 season.

2015 HIGHLIGHTS

Made his professional debut with Short Season Vermont and hit .237 with two home runs and 16 RBI in 51 games... added 25 walks and was hit by a pitch nine times for a .353 on-base percentage... tied for sixth in the New York-Penn League in triples (4) and hit by pitches... hit .302 (13-for-43) with both of his home runs against left-handed pitching compared to .218 (32-for-147) against right-handers... drew 24 of his 25 walks against righties... batted .256 with both of his home runs and 13 of his 16 RBI in 35 games before the All-Star break, .197 in 16 games after the break... had a .216 batting average with runners in scoring position, including .138 with RISP and two outs... had seven stolen bases but was also caught stealing seven times... appeared exclusively at shortstop on defense where he committed 12 errors in 46 games for a .948 fielding percentage... also went 7-for-19 (.368) in four games as the designated hitter... batted second 39 times, leadoff 10 times and third once... went 2-for-4 with a walk and RBI in his professional debut July 2 at Tri City... hit his first home run the next day against the Valley Cats... began his career with four consecutive multiple hit games (10-for-19, .526), including back-to-back three hit games July 4 and 5 at Connecticut... had two RBI on the 4th and July 12 against West Virginia, his only multiple RBI games of the season... hit his second home run on the 12th but would not homer over his final 41 games... matched his season-high with three hits July 16 at Tri City to boost his average to .316... then went 4-for-33 (.121) over his next nine games to fall to .244... stole a season-high three bases Aug. 7 against Brooklyn... had a 0-for-20 streak from Aug. 16 to 24... then hit safely in a season-high five consecutive games from Aug. 25 to 29... went 8-for-21 (.381) with seven runs scored and three doubles during the streak... was rated as the A's fifth best prospect by *Baseball America* following the season.

PERSONAL/MISCELLANEOUS

Richard Allen Martin, Jr. was originally signed by A's scout Trevor Schaffer... graduated from Bloomingdale High School in North Carolina... attended Florida where he hit .284 in 177 career games... was a two-time SEC Academic Honor Roll selection.

LIFETIME PLAYING RECORD

Year	Club	AVG.	G	AB	R	H	2B	3B	HR	RBI	SH	SF	HP	BB	SO	SB	CS	SLG	OBP	E
2015	Vermont	.237	51	190	31	45	6	4	2	16	2	0	9	25	47	7	7	.342	.353	12
Minor League Totals		.237	51	190	31	45	6	4	2	16	2	0	9	25	47	7	7	.342	.353	12

CAREER TRANSACTIONS

2012 — Selected by the Seattle Mariners organization in the 38th round of the First-Year Player draft; did not sign.
2015 — Selected by the Oakland Athletics organization in the 1st round (20th selection overall) of the First-Year Player draft.

**CATCHER****Height/Weight:** 6-1 / 251**Bats/Throws:** Left / Right**Birthdate:** December 20, 1990**Opening Day Age:** 25**Birthplace/Resides:** Weisbaden, Germany / Harvest, Alabama**Major League Service:** None**Obtained:** Selected in the 2nd round of the 2012 First-Year Player Draft**Contract Status:** First year of a one-year contract through 2016.**NON-ROSTER INVITEE****CAREER HIGHLIGHTS**

Was the A's second round pick in the 2012 draft and is a .258 hitter with 15 home runs and 160 RBI in 371 games over his first four professional seasons...has appeared exclusively at catcher on defense (304 games) and has tossed out 106-of-398 (26.6%) attempted base stealers...named to the California League Midseason All-Star team at Stockton in 2014 and the Midwest League Midseason All-Star team at Beloit in 2013...played in the Arizona Fall League following the 2013 season.

2015 HIGHLIGHTS

Spent the entire season at Double-A Midland where he batted .243 with two home runs and 48 RBI in 96 games...hit .246 (63-for-256) against right-handed pitching compared to .232 (19-for-82) against left-handers...had a .167 batting average with the bases empty, .313 with both of his home runs with runners on base...hit .312 with runners in scoring position...was 8-for-15 (.533) with a double, home run, four walks and 20 RBI with the bases loaded...committed just two errors in 78 games at catcher and led Texas League catchers with a .997 fielding percentage...tossed out 19-of-86 (22.1%) attempted base stealers, which ranked fourth in the TL...also hit .227 in 18 games as the designated hitter and was 0-for-1 as a pinch hitter...had a .387 batting average in the ninth inning...hit .261 in 86 night games, .086 in 10 games during the day...batted .108 when leading off an inning...hit in each of the bottom five spots in the order, including 46 games batting eighth.

MIDLAND: Went 0-for-2 but walked a season-high three times in his first game April 9 against Northwest Arkansas...went 5-for-28 (.179) over his first nine games, with three of the hits coming April 16 at Northwest Arkansas...it was his first of five three-hit games and all five came on the road...then hit safely in eight of his next nine contests from April 21 to May 1 (12-for-35, .343) to boost his average to .270...went 0-for-17 over a six-game stretch from May 2 to 7 to fall to .213 but a 14-for-38 (.368) surge from May 9 to 27 lifted his average to .263...scored a season-high three runs May 9 against Frisco (also Aug. 9 at Corpus Christi)...hit his first home run of the season, a grand slam, May 25 at Corpus Christi...had a season-high four RBI in that contest...batted .214 over a 35-game stretch from May 28 to July 26...had 14 RBI in 21 games in July, which was his best single-month total...hit safely in a season-best six consecutive games from Aug. 5 to 12...went 11-for-27 (.407) with three doubles, a home run and six RBI during the streak...committed his first error of the season Aug. 18 at Springfield, snapping a season-opening 67-game errorless streak behind the plate...it was his first error since June 7, 2014 with Stockton, ending a 118-game errorless streak as a catcher overall...made his second error seven games later on Aug. 28 against Corpus Christi...had a season-high two doubles Aug. 25 against Corpus Christi...finished the season by going 0-for-19 over his final six regular season games...batted .280 in 20 games in August, which was his best single-month average...hit .250 with three walks and a RBI in four postseason games as Midland won their second consecutive Texas League championship.

CAREER

2014—Spent most of the season at Single-A Stockton where he batted .273 with six home runs and 35 RBI in 79 games...was promoted to Double-A Midland July 22 and hit .141 with two RBI in 25 games with the RockHounds...combined for a .243 batting average in 104 games overall...had career highs in triples (1), walks (50) and strikeouts (90) and matched his high in games and at bats (374)...was named to the California League Midseason All-Star team...batted .304 with four home runs against left-handed pitching compared to .213 with two home runs against right-handers...hit .204 with run-

ners in scoring position, including .115 with RISP and two outs...had a .268 batting average with five of his six home runs and 30 of his 37 RBI over the first six innings of a game, hit .194 from the seventh inning on...played exclusively at catcher on defense where he committed eight errors in 102 games for a .992 fielding percentage...tossed out 48-of-129 (37.2%) attempted base stealers...including 36-of-91 (39.6%) with Stockton, which was the second best percentage in the Cal League...also went 0-for-7 in two games at designated hitter...hit in every spot in the order except first and fourth and saw his most action with 44 games batting sixth and 22 hitting third...had back-to-back three hit games April 10 and 11 against Visalia (6-for-10, .600)...the three hits were a season-high (five times)...had a season-best 11-game hitting streak from April 18 to May 1...went 17-for-49 (.347) with a home run and six RBI during the streak...hit .333 with three home runs and 11 RBI in April, all of which were his best single month figures in 2014...was hitting .296 as late as May 26...then went 44-for-215 (.205) over his final 63 games...committed his eighth and final error of the season June 7 against High Desert...finished the season with a 51-game errorless streak behind the plate...drove in a season-high three runs June 9 against High Desert...was the starting catcher for the California League All-Stars in the June 17 game against the Carolina League All-Stars at Wilmington and went 0-for-2...batted .284 with 13 walks and a .407 on-base percentage in 19 games in June...was transferred to Midland July 22 and hit .186 over his first 12 games...then went 4-for-42 (.095) with 22 strikeouts over his final 13 contests...went 0-for-2 in one postseason game for the Texas League Champion RockHounds.

2013—Split his first full professional season between the A's two Single-A affiliates at Beloit and Stockton...combined to hit .275 with seven home runs and 49 RBI in 104 games...batted .282 against right-handed pitching compared to .253 against left-handers...hit six of his seven home runs against right-handers...had a .239 batting average with runners in scoring position...hit .352 over the first three innings of a game and .236 from the fourth inning on...appeared exclusively at catcher on defense (83 games)...tossed out 19-of-122 (15.6%) attempted base stealers...also hit .147 in 19 games as the designated hitter...hit in every spot in the order except the leadoff spot...saw his most action with 44 games batting third...began the season at Beloit, hitting .286 with two home runs and 28 RBI in 57 games...batted .311 on the road, .317 at night and .325 when leading off an inning...hit .343 with a home run and seven RBI over his first nine games through April 14...hit .365 in 22 games in May...began the month by going 4-for-4 with a walk and two doubles May 1 at Great Lakes...matched his season high in hits (4) and doubles (2) May 6 at Lansing...hit safely in a season-high seven consecutive games from June 5 to 13 (9-for-27, .333)...named to the Midwest League Midseason All-Star team...started for the West All-Stars in the game at Dayton June 18 and went 0-for-3...was transferred to Stockton June 25...hit .263 with five home runs and 21 RBI in 47 games with the Ports...matched his season-high with a seven-game hitting streak from July 4 to 13 (8-for-27, .296)...was hitting .286 with Stockton over his first 14 games through July 13...then went 16-for-74 (.216) over his next 19 contests from July 14 to Aug. 11...finished the season by batting .308 with three home runs and 13 RBI over his final 14 games...following the season, he was added to the Mesa roster in the Arizona Fall League as a late replacement for David Freitas...went 0-for-4 in one game.

2012—Began his professional career with the A's affiliate in the Arizona Rookie League and went 11-for-21 (.524) in six games before he was promoted to Short-Season Vermont June 28...hit .254 with no home runs and 22 RBI in 61 games with the Lake Monsters...combined for a .277 batting average in 67 games overall...hit .280 with 23 of his 26 RBI and 27 of his 31 walks against right-handed pitching compared to .267 against left-handers...batted .364 with runners in scoring position...appeared exclusively at catcher on defense (41 games)...tossed out 20-of-61 (32.8%) attempted base stealers...also hit .290 in 25 games as the designated hitter...caught 38 games with Vermont and led New York-Penn League catchers in total chances (380), putouts (332) and passed balls (18)...began his career with four straight multiple hit games (11-for-16, .688)...had a season-high four hits June 22 against the Brewers...had a season-high eight-game hitting streak from July 24 to Aug. 1...went 15-for-30 (.500) with eight doubles during the streak...had a season-high four RBI July 28 at Aberdeen.

PERSONAL/MISCELLANEOUS

Bruce Tyrone Maxwell III was originally signed by A's scout Kelcey Mucker...was drafted with the Minnesota Twins second round pick in the 2012 draft as compensation for Josh Willingham...attended Birmingham Southern College...was named 2012 American Baseball Coaches Association/Rawlings National Player of the Year...led the conference with a .471 batting average, 15 home runs, 25 doubles, 56 runs scored, 59 walks, a .928 slugging percentage and .619 on-base percentage.

LIFETIME PLAYING RECORD

Year	Club	AVG.	G	AB	R	H	2B	3B	HR	RBI	SH	SF	HP	BB	SO	SB	CS	SLG	OBP	E
2012	AZL A's	.524	6	21	8	11	4	0	0	4	0	0	0	5	3	0	0	.714	.615	0
	Vermont	.254	61	228	22	58	14	0	0	22	1	1	0	26	35	1	0	.316	.329	6
2013	Beloit	.286	57	199	25	57	14	0	2	28	3	2	0	24	29	0	0	.387	.360	2
	Stockton	.263	47	175	19	46	8	0	5	21	0	2	1	19	34	0	0	.394	.335	3
2014	Stockton	.273	79	289	33	79	11	1	6	35	0	2	2	41	58	0	1	.381	.365	8
	Midland	.141	25	85	8	12	3	0	0	2	0	0	0	9	32	0	1	.176	.223	0
2015	Midland	.243	96	338	32	82	16	0	2	48	1	2	1	39	54	0	1	.308	.321	2
Minor League Totals		.258	371	1336	147	345	70	1	15	160	5	9	4	163	245	1	3	.346	.339	21

CAREER TRANSACTIONS

2012 — Selected by the Oakland Athletics organization in the 2nd round of the First-Year Player draft.

FRANCHISE MONTHLY BESTS

<u>Wins</u>	<u>Losses</u>	<u>Highest Winning Pct.</u>	<u>Lowest Winning Pct.</u>
26 July, 1931	28 July, 1916	.857 (24-4) August, 2002	.067 (2-28) July, 1916
25 July, 1928	27 September, 1940	.857 (18-3) April, 1981	.077 (1-12) April, 1951
24 August, 2002	27 September, 1915	.852 (23-4) May, 1931	.103 (3-26) August, 1943
24 July, 1929	26 August, 1960	.821 (23-5) August, 1914	.130 (3-20) July, 1938
23 August, 1971	26 August, 1945	.815 (22-5) May, 1929	.136 (3-19) June, 1916
23 May, 1931	26 August, 1943	.810 (17-4) Sept., 2001	.143 (4-24) June, 1920
23 July, 1930	25 July, 1936	.800 (20-5) May, 1910	.156 (5-27) Sept., 1915
23 August, 1914	25 August, 1938	.792 (19-5) July, 2012	.167 (4-20) August, 1915
22 five times	24 June, 1979	.788 (26-7) July, 1931	.167 (2-10) April, 1966
	24 June, 1920	.778 (21-6) Sept., 1911	.167 (2-10) April, 1935
		.778 (21-6) August, 2006	

**CATCHER****Height/Weight:** 6-2 / 215**Bats/Throws:** Right / Right**Birthdate:** May 23, 1985**Opening Day Age:** 30**Birthplace/Resides:** Bethlehem, Pennsylvania / Bethlehem, Pennsylvania**Major League Service:** 110 days**Obtained:** Signed to a minor league contract, December 24, 2015**Contract Status:** First year of a one-year contract through 2016**NON-ROSTER INVITEE****CAREER HIGHLIGHTS**

Has spent parts of three seasons in the majors with Colorado (2012, 2014-15) and is a .199 career hitter with four home runs and 17 RBI in 72 games...began his professional career in the Cleveland organization and spent 5½ seasons in the Indians farm system before he was dealt to the Rockies as part of the Ubaldo Jimenez trade at the 2011 trading deadline...is a .300 (969-for-3234) hitter with 113 home runs and 572 RBI in 851 career minor league games in 10 professional seasons...has appeared in 213 games at first base, 174 in right field, 169 at catcher and 105 in left field...made his Major League debut with Colorado in 2012 after playing 653 career minor league games...played in the Arizona Fall League in 2009.

2015 HIGHLIGHTS

Spent most of the season at Triple-A Albuquerque before he was promoted to Colorado Aug. 12...hit .167 with no RBI in 20 games with the Rockies...did not have a walk or an extra base hit...went 2-for-10 (.200) against left-handed pitchers, 5-for-32 (.156) against right-handers...was 0-for-10 in five day games and 0-for-8 with runners in scoring position...started four games at first base, three in left field and one in right field...also went 2-for-12 (.167) as a pinch hitter...went 0-for-10 over his first five games before delivering a pinch hit single Aug. 18 against Washington...hit .353 (6-for-17) over an eight-game stretch from Aug. 18 to 25...including Aug. 22 against New York (NL) when he matched his career-high with two hits and two runs scored...went 1-for-15 over his final seven games beginning Aug. 26...appeared in both games of a Sept. 1 doubleheader against Arizona (0-for-4), which were his final games before being designated for assignment Sept. 4...was outrighted to Albuquerque Sept. 7 and became a free agent following the season.

ALBUQUERQUE: Batted .328 with 30 doubles, a triple, 12 home runs and 49 RBI in 78 games with Albuquerque...had a .549 slugging percentage and walked 23 times for a .380 on-base percentage...was named to the Pacific Coast League Midseason All-Star team but did not play in the Triple-A All-Star Game as he was on the disabled list at the time...hit .347 (68-for-196) with nine of his 12 home runs against right-handed pitching compared to .295 (33-for-112) against lefties...had a 1.002 OPS against righties, .798 against lefties...batted .335 with eight of his 12 home runs and 34 of his 49 RBI at home...had a .356 batting average during the day, .325 when leading off an inning and .305 with runners in scoring position...appeared in 34 games at first base, 32 in left field and eight in right field...made two errors as a first baseman for a .994 fielding percentage, and two in the outfield (.965)...saw most of his playing batting clean-up where he hit .343 in 69 games...also hit .238 in five games batting fifth and .188 in four games in the three spot...batted .174 over his first six games before going on the disabled list April 15 with a strained right oblique...was reinstated April 30 and went 11-for-45 (.244) over his first 11 games following his return...then had a 12-game hitting streak from May 13 to 26 (23-for-45, .511)...began the streak with eight consecutive multiple hit games from May 13 to 21 (18-for-32, .563)...clubbed a season-high two home runs May 13 against Fresno...batted .378 in 28 games in May and then hit .354 in 28 games in June...had his first of two four-hit games June 3 against Iowa (also June 12 at Tacoma)...had an 18-game hitting streak from June 16 to July 29...hit .443 with 10 doubles, three home runs, 16 RBI and 19 runs scored during the streak, which tied for third longest in the PCL...scored a run in each of the first nine games of the streak...had a 24-game reaching base streak from June 16 to Aug. 4...hit .370 with a .429 on-base percentage over that stretch...collected three two-double games over a six-game stretch from June 25 to 30...drove in a season-high five runs June 30 against Reno...was on

the disabled list from July 4 to 27 with a sprained right ankle...went 3-for-3 in his first game back to lift his batting average to .357 but then went 7-for-45 (.156) over his final 11 Triple-A games before his promotion to Colorado Aug. 12.

CAREER

2014—Split the season between Triple-A Colorado Springs and Colorado...it marked the second season he has been a member of the Rockies Major League roster, as he made his debut in 2012...began the season at Colorado Springs, where he played in 51 games and hit .305 with 11 doubles, one triple, seven home runs and 35 RBI...missed some time due to injury as he was on the disabled list from April 19 to July 10 with a fractured right foot...played in three games for Rookie Level Grand Junction on a rehab assignment, going 8-for-13 (.615) with three doubles and five RBI...had his contract selected from Colorado Springs Aug. 19 and would remain a member of the Rockies active roster for the remainder of the campaign...started on Aug. 20 against Kansas City and went 2-for-3 with a grand slam, the first of his career, in the Rockies 5-2 win...started a total of five games, including three at first base and two in right field...made 14 plate appearances as a pinch-hitter, going 3-for-13 (.231) with two doubles and an RBI...four of the seven hits he had in 2014 went for extra-bases (two doubles, two home runs).

2013—Spent the entire season at Triple-A Colorado Springs, though he played in just 48 games due to injury...did not play after June 19 after sustaining a neck injury...was one of the Pacific Coast League's most productive hitters prior to the injury, as he hit .328 with 17 doubles, 15 home runs, 45 RBI and a 1.042 OPS (.359 on-base percentage, .683 slugging percentage)...despite missing two and a half months, 2013 marked his fourth career Minor League season with at least 15 home runs...saw the majority of his playing time as the club's catcher (28 games), but also played three games at first base, six in left field and was the designated hitter 10 times.

2012—Made his Major League debut with Colorado after playing 653 career minor league games...made his debut Aug. 4 against San Francisco and went 2-for-4 with a double, an RBI and a run scored...was with Colorado for 12 days in his first stint with club from Aug. 4-16...was then recalled on Sept. 5 for the remainder of the season...spent the majority of the season at Triple-A Colorado Springs, his first full season at the Triple-A level...hit .353 with 42 doubles, 6 triples, 10 home runs and 87 RBI in 108 games for the Sky Sox...led the Sky Sox in batting average and doubles...named to the All-Pacific Coast League team as well as the PCL Midseason All-Star team...connected on his first career Major League home run Sept. 16, 2012 at San Diego off Andrew Werner...his first hit came in his second big league at bat, a single off the Giants Madison Bumgarner...hit .333 in his limited time in the majors...batted .375 with runners in scoring position for the Sky Sox...also hit .308 with two RBI as a pinch-hitter for the Rox.

2011—Made two stops in the Indians organization at Triple-A Columbus and Double-A Akron before being traded to Colorado with pitchers Alex White, Drew Pomeranz and Joe Gardner in the trade that sent pitcher Ubaldo Jimenez to Cleveland...finished the season with Double-A Tulsa, though he played in just six games for the Drillers between right field and designated hitter due to separate stints on the disabled list Aug. 11-22 and Aug. 26 until the end of the season...played 102 games between his three stops, including 12 with Triple-A Columbus, 84 with Double-A Akron and six with the Drillers...played 49 games in the infield, 33 in the outfield and nine at catcher...batted a combined .277 with 26 doubles, four triples, 15 home runs and 58 RBI in his 102 games.

2010—Played for Double-A Akron and Triple-A Columbus and batted a combined .279 with 21 home runs and 75 RBI in 127 games...the home runs were a minor league career best...ranked second in the Indians farm system in home runs and was fourth in RBI...hit three home runs July 1 at Bowie...was named Easter League Player of the Week July 6...earned Topps Eastern League Player of the Month honors in July after batting .352 with 11 home runs and 29 RBI in 25 games...added 10 doubles for a .824 slugging percentage...reached base on catchers interference four times...was promoted to Columbus July 29...played for Cibao in the Dominican Winter League following the season and hit .282 with eight home runs and 26 RBI in 28 games.

2009—Began the season at Single-A Kinston but earned a promotion to Double-A Akron May 12 after hitting .405 with six home runs and 36 RBI in 31 games...batted .247 in 98 games with the Aeros and combined for a .287 batting average, 18 home runs and a minor league career high 99 RBI in 129 games

overall...led Indians minor leaguers in RBI, tied for second in hits (140) and tied for third in home runs...was named Carolina League Player of the Week May 4...hit .321 with a home run and RBI in seven postseason games to help Akron to the Eastern League Championship...played for Peoria in the Arizona Fall League following the season and hit .378 with four home runs, 18 RBI and 19 walks (.511) on-base percentage in 22 games...was named to the AFL All-Prospect Team after leading the league in on-base percentage, ranking third in walks, fourth in slugging (.649) and fifth in batting.

2008—Was limited to just 45 games due to right labrum surgery...began the season on the disabled list and began a rehab assignment June 27 before he was reinstated from the DL July 11...hit a combined .276 with three home runs and 22 RBI in 45 games with the Indians affiliate in the Gulf Coast League, Single-A Kinston and Single-A Lake County...went 3-for-11 (.273) with two doubles and two walks in three postseason games for Lake County...played for North Shore Honu in the Hawaiian Winter League following the season and hit .285 with three home runs and 22 RBI in 33 games.

2007—Spent most of his first full season at Single-A Lake County where he batted .283 with eight home runs and 66 RBI in 105 games...was sent to Double-A Akron Aug. 31 and went 4-for-7 (.571) in two games with the Aeros for a .287 batting average overall...ranked second in the Indians farm system in doubles (37) and ninth in batting...was named to the South Atlantic League All-Star team...had six RBI June 21 against Delmarva...went 1-for-4 (.250) in one postseason game for Akron.

2006—Made his professional debut with Mahoning Valley and hit .272 with four home runs and 31 RBI in 52 games...was named to the New York-Penn League All-Star team...hit his first career grand slam July 28 at Batavia.

PERSONAL/MISCELLANEOUS

Matthew Hagerty McBride was originally signed by Cleveland scout Brent Urcheck...drafted as a supplemental pick following the second round as compensation for the loss of free agent Scott Elarton...graduated Liberty High School in Bethlehem (PA)...attended Lehigh University where he combined to hit .350 with 56 doubles, 17 home runs and 125 RBI in 149 games, all starting as catcher, over three seasons...hit .417 as senior to lead Lehigh their first-ever Patriot League Tournament Title and first NCAA Tournament berth...earned First-Team All-League honors as a sophomore in 2005.

LIFETIME PLAYING RECORD

Year	Club	AVG.	G	AB	R	H	2B	3B	HR	RBI	SH	SF	HP	BB	SO	SB	CS	SLG	OBP	E
2006	Mahoning Valley	.272	52	184	24	50	12	0	4	31	0	2	9	16	22	5	2	.402	.355	2
2007	Lake County	.283	105	421	66	119	35	2	8	66	0	7	8	38	54	1	0	.432	.348	8
	Akron	.571	2	7	2	4	2	0	0	0	0	0	1	0	0	0	0	.857	.625	0
2008	GCL Indians	.380	17	50	13	19	7	1	2	9	0	0	4	6	5	3	0	.680	.483	1
	Kinston	.179	17	67	9	12	2	0	0	6	0	1	1	7	9	0	0	.209	.263	0
	Lake County	.308	11	39	6	12	4	0	1	7	0	0	0	5	5	0	0	.487	.386	0
2009	Kinston	.405	31	126	24	51	15	0	6	36	0	1	1	11	15	0	0	.667	.453	3
	Akron	.247	98	361	48	89	29	0	12	63	4	9	14	18	42	1	1	.427	.301	2
2010	Akron	.283	96	361	54	102	25	1	17	64	0	5	8	30	62	0	2	.499	.347	5
	Columbus	.269	31	119	16	32	6	0	4	11	2	1	0	5	17	0	0	.420	.296	4
2011	Akron	.297	84	310	50	92	24	4	14	53	1	3	2	30	44	3	0	.535	.359	7
	Columbus	.156	12	45	3	7	2	0	1	3	0	0	2	8	0	0	0	.267	.191	0
	Tulsa	.235	6	17	4	4	0	0	0	2	0	0	1	0	3	0	0	.235	.278	0
2012	Colorado Springs	.344	108	439	73	151	42	6	10	87	0	10	1	19	47	0	1	.535	.365	4
	COLORADO	.205	31	78	8	16	2	0	2	11	0	1	1	1	17	0	0	.308	.222	2
2013	Colorado Springs	.328	48	180	31	59	17	1	15	45	0	4	0	11	21	0	0	.683	.359	0
2014	Colorado Springs	.305	51	187	27	57	11	1	7	35	0	5	2	12	19	0	1	.487	.345	2
	Grand Junction	.615	4	13	6	8	3	0	0	5	0	0	0	3	1	1	0	.846	.688	0
	COLORADO	.226	21	31	6	7	2	0	2	6	0	0	1	2	12	0	0	.484	.294	0
2015	Albuquerque	.328	78	308	59	101	30	1	12	49	0	2	4	23	41	5	1	.549	.380	4
	COLORADO	.167	20	42	5	7	0	0	0	0	0	0	1	0	4	0	0	.167	.186	0
ML Totals		.199	72	151	19	30	4	0	4	17	0	1	3	3	33	0	0	.305	.228	2

CAREER TRANSACTIONS

2006 — Selected by the Cleveland Indians organization as a supplemental pick following the second round of the First-Year Player Draft. **2011** — Traded to the Colorado Rockies with pitcher Alex White, minor league pitcher Joe Gardner-Prophet and a player to be named later (minor league pitcher Drew Pomeranz on August 17) for pitcher Ub

aldo Jimenez, July 31, 2013 — Elected free agency, November 4; resigned by Colorado to a minor league contract, November 16. 2014 — Elected free agency, November 1; resigned by Colorado to a minor league contract, December 15. 2015 — Elected free agency, October 15; signed by the Oakland Athletics to a minor league contract, December 24.

VS. THE AMERICAN LEAGUE

2015		CAREER								
AVG.	AB	H	HR	RBI	vs. TEAM	AVG.	AB	H	HR	RBI
—	0	0	0	0	Kansas City	.500	4	2	1	4

VS. THE NATIONAL LEAGUE

2015		CAREER								
AVG.	AB	H	HR	RBI	vs. TEAM	AVG.	AB	H	HR	RBI
.125	8	1	0	0	Arizona	.226	31	7	1	2
.400	5	2	0	0	Atlanta	.200	10	2	0	0
—	0	0	0	0	Chicago	.400	5	2	1	4
—	0	0	0	0	Cincinnati	—	0	0	0	0
—	0	0	0	0	Colorado	—	0	0	0	0
—	0	0	0	0	Los Angeles	.080	25	2	0	0
—	0	0	0	0	Miami	.250	4	1	0	0
—	0	0	0	0	Milwaukee	.000	2	0	0	0
.167	12	2	0	0	New York	.167	12	2	0	0
—	0	0	0	0	Philadelphia	.000	4	0	0	0
.000	6	0	0	0	Pittsburgh	.000	6	0	0	0
.000	5	0	0	0	San Diego	.200	10	2	1	2
—	0	0	0	0	San Francisco	.250	28	7	0	5
—	0	0	0	0	St. Louis	.250	4	1	0	0
.333	6	2	0	0	Washington	.333	6	2	0	0

MONTHLY BREAKDOWN

2015		CAREER								
AVG.	AB	H	HR	RBI	by MONTH	AVG.	AB	H	HR	RBI
.184	38	7	0	0	August	.203	74	15	2	7
.000	4	0	0	0	September	.211	71	15	2	10
—	0	0	0	0	October	.000	6	0	0	0

BATTING BREAKDOWN

2015		CAREER								
AVG.	AB	H	HR	RBI	by CATEGORY	AVG.	AB	H	HR	RBI
.192	26	5	0	0	Home	.304	69	21	2	13
.125	16	2	0	0	Away	.110	82	9	2	4
.000	10	0	0	0	Day	.176	51	9	1	5
.219	32	7	0	0	Night	.210	100	21	3	12
—	0	0	0	0	Pre-ASG	—	0	0	0	0
.167	42	7	0	0	Post-ASG	.199	151	30	4	17
.200	10	2	0	0	vs. LHP	.228	57	13	3	10
.156	32	5	0	0	vs. RHP	.181	94	17	1	7
.000	8	0	0	0	RISP	.237	38	9	2	14
—	0	0	0	0	Bases Loaded	.333	3	1	1	4
.167	12	2	0	0	Pinch Hitter	.237	38	9	0	3
—	0	0	0	0	Designated Hitter	—	0	0	0	0

BALLPARK BREAKDOWN

	AVG.	AB	H	HR	RBI
AT&T Park	.125	16	2	0	1
Busch Stadium	.250	4	1	0	0
Chase Field	.100	10	1	1	1
Citi Field	.000	5	0	0	0
Citizens Bank Park	.000	4	0	0	0
Coors Field	.304	69	21	2	13
Dodger Stadium	.087	23	2	0	0
PETCO Park	.250	4	1	1	2
PNC Park	.000	6	0	0	0
Turner Field	.200	10	2	0	0

FIELDING STATISTICS

First Base

YEAR	PCT.	G	PO	A	E	TC	DP
2012	.967	8	59	0	2	61	3
2014	1.000	5	28	1	0	29	6
2015	1.000	4	33	2	0	35	3
Totals	.984	17	120	3	2	125	12

Outfield

YEAR	PCT.	G	PO	A	E	TC	DP
2012	1.000	12	20	0	0	20	0
2014	1.000	4	3	1	0	4	1
2015	1.000	5	4	0	0	4	0
Totals	1.000	21	27	1	0	28	1

McBRIDE'S CAREER BESTS

Hits: 2 (four times), last: August 22, 2015 vs. New York (NL)

Home Runs: 1 (four times), last: August 30, 2014 at Arizona

Runs Batted In: 4, August 20, 2014 vs. Kansas City

Stolen Bases: None

Hitting Streak: 7, September 20-27, 2012

Hitless Streak (At Bats): 19, August 8 to September 11, 2012

Game Ending RBI: None

Grand Slams: 1, August 20, 2014 vs. Kansas City (Danny Duffy)

Pinch-Hit Home Runs: None

Inside-The-Park Home Runs: None

Lead Off Home Runs: None

**INFIELDER****Height/Weight:** 6-0 / 210**Bats/Throws:** Left / Right**Birthdate:** August 25, 1990**Opening Day Age:** 25**Birthplace/Resides:** Midland, Texas / Keller, Texas**Major League Service:** 106 days**Obtained:** Selected in 5th round of the 2012 First-Year Player Draft**Contract Status:** First year of a one-year contract through 2016**CAREER HIGHLIGHTS**

Was the A's fifth round selection in the 2012 draft and he made his Triple-A and Major League debut in 2015...batted .206 with three home runs and nine RBI in 45 games over four stints with Oakland...is a .271 (379-for-1399) hitter with 40 home runs and 221 RBI in 386 games in four seasons in the minors...has 242 walks for a .378 on-base percentage...has played in 303 games at first base, 54 at third base and one in right field...was named to the Texas League Midseason All-Star team in 2014...led the league and tied for fifth in the minors with 87 walks...was a California League Midseason All-Star in 2013...played in the Arizona Fall League in 2013...was rated as the A's No. 6 prospect by *Baseball America* following the 2013 season.

2015 HIGHLIGHTS

Made both his Triple-A debut and Major League debut in 2015, his fourth professional season...batted .206 with three home runs and nine RBI in 45 games over four stints with Oakland and .274 with four home runs and 35 RBI in 60 games with Nashville...also had eight doubles and one triple with the A's and 12 of his 21 hits were extra base hits (57.1%)...that was the fourth highest percentage in Oakland history among players with at least 100 plate appearances...made each of his 27 starts against a right-handed pitcher...had just two plate appearances against a left-hander and went 0-for-1 with a walk...batted .259 with all three of his home runs with two outs...had a .289 batting average against American League West competition, .156 against all other teams...hit .205 at home, .206 on the road...batted .148 with runners in scoring position and .100 with no walks when leading off an inning...hit .172 against a pitcher the first time he saw him in a game, .217 the second time and .333 after that...started 17 games at first base and 10 at third base...made two errors as a first baseman (.987 fielding percentage) and four in 16 games overall at third base (.846 fielding percentage)...entered 2015 with just 22 games of professional experience at third base...was selected from Triple-A Nashville April 25 and saw most of his action during his first stint...hit .203 with two home runs and six RBI in 34 games before he was optioned to Nashville June 30...went 5-for-23 (.217) with a home run and three RBI in 11 games over his final three stints...made his ML debut April 25 with a start at third base against Houston...singled off Scott Feldman in the seventh inning for his first ML hit...hit his first ML home run May 17 against Chicago (AL), a two-run shot off Jeff Samardzija in the fourth inning...that started a five-game stretch from through May 21 where he went 5-for-13 (.385) with four runs, two doubles and two home runs...the streak lifted his average to .290 but he went 1-for-16 over his next seven games to fall to .213...played in just one game during his second stint from July 28 to Aug. 3, going 1-for-3 in a start at third base against Cleveland Aug. 1...returned for a third time Aug. 24, had a pinch hit single Aug. 28 at Arizona, and was sent back to Nashville Aug. 29...returned for good Sept. 8 following the conclusion of the Sounds season and went 3-for-19 (.158) in nine games...played for Jalisco in the Mexican Pacific Winter League following the season and hit .320 with a home run and two RBI in seven games.

NASHVILLE: Batted .286 (42-for-147) against right-handed pitching compared to .246 (16-for-65) against left-handers...hit .366 while playing first base, .310 with runners in scoring position and two outs and .301 at home...had a .274 batting average and two home runs with the base empty compared to .274 with two home runs and runners on base...appeared in 32 games at third base and 26 at first base...committed four errors as a third baseman (.957 fielding percentage) and two as a first baseman (.990)...hit in every spot in the order except first, second and ninth...saw his most action with 21 games batting sixth...had his first of two three-hit games April 10 at Colorado Springs (also April 24 against Oklahoma City)...struck out a season-high four times April 15 at Oklahoma City...was batting .293 with a home

run and 10 RBI in 15 games when he was promoted to Oakland April 25...returned to Nashville in July and hit .211 with three home runs and eight RBI in 22 games in the month...homered in back-to-back games July 11 and 12 at Memphis, giving him four home runs with the Sounds...went homerless over his final 34 games and 116 at bats at Triple-A...had a season-high three RBI Aug. 7 against Memphis...went homerless in the month of August, but batted .327 with 12 RBI in 16 games...hit safely in each of his final nine games (10-for-33, .303), which was his longest hitting streak of the season.

CAREER

2014—Spent the entire season at Double-A Midland and batted .264 with seven home runs and 63 RBI in 122 games...added 87 walks for a .385 on-base percentage...led the Texas League in walks and on-base percentage and ranked third in RBI...tied for fifth in all minor league baseball in walks...ranked second in the A's farm system in walks, fourth in on-base percentage and 10th in RBI...was named to the TL Midseason All-Star team...grounded into just one double play in 435 at bats...hit .272 with six of his seven home runs off right-handed pitching compared to .248 against left-handers...had a .303 batting average and .395 on-base percentage when leading off an inning...went 7-for-15 (.467) with two grand slams and 24 RBI with the bases loaded...six of his seven home runs came with runners on base...hit .271 at night, .216 during the day...clubbed all seven of his home runs at night...appeared in 86 games at first base, 22 at third base and one in right field...led TL first basemen in assists (54) and tied for the lead in double plays (78)...committed four errors as a first baseman (.995 fielding percentage) and four as a third baseman (.941)...hit .151 in 14 games as the designated hitter...batted .219 in 73 games while hitting third in the order compared to .335 in all other spots in the order (24 batting fifth, 14 hitting clean-up, 10 in the six spot and one in the leadoff spot)...hit .269 over his first 15 games but drew 18 walks for a .457 on-base percentage...grounded into his only double play of the season April 5 against Arkansas...it came in his third game and eighth at bat...finished the season with a 119-game, 427-at bat streak without a GIDP...had a season-high six RBI April 8 against Northwest Arkansas...reached base safely in 19 consecutive games from April 26 to June 1...hit .344 with a .429 on-base percentage during the streak...began the streak with a season-best nine-game hitting streak through May 4 (14-for-32, .438)...had three-hit games on April 27 at San Antonio and May 2 against Corpus Christi, which were a season high (seven times)...was batting .320 with two home runs, 19 RBI and 24 walks (.446 on-base percentage) in 29 games when he was placed on the disabled list May 6 with a lacerated left thumb...was reinstated May 23 and hit .247 with five home runs, 44 RBI and 63 walks (.363 on-base percentage) over his final 93 contests...hit .357 in 13 games in May...started at first base for the South Division All-Stars in the Texas League All-Star Game June 24 at Arkansas and went 0-for-3 with a strikeout...connected for grand slams in back-to-back games on July 14 and 15 at Corpus Christi...had nine RBI in the two games, including five on the 14th...was named Texas League Player of the Week for the week of July 14-20 after going 10-for-23 (.435) with six runs scored, one double, three home runs, 16 RBI and 10 walks...had a .870 slugging percentage and .606 on-base percentage...hit four of his seven home runs in 30 games in July...added 23 RBI and 27 walks (.397 on-base percentage)...batted .237 with two home runs, three RBI, three walks and seven runs scored in nine postseason games to help Midland win the Texas League Championship.

2013—Began the year at Single-A Stockton and hit .285 with 21 home runs and 76 RBI in 93 games before earning a promotion to Double-A Midland July 14...hit .250 with the RockHounds and batted a combined .273 with 25 home runs and 100 RBI in 140 games overall...tied for second in minor league baseball in games played and tied for 10th in RBI...led the A's farm system in home runs, RBI, walks (88) and total bases (249), ranked third in runs (89), hits (143) and extra base hits (53), fourth in slugging (.476) and fifth in on-base percentage (.381)...had a .400 on-base percentage with Stockton, which ranked fourth in the California League...led the CL in intentional walks (9) and had the second best at bat per home run ratio (16.71)...was named to the Cal League Midseason All-Star team...hit .284 with 20 of his 25 home runs against right-handed pitching...batted .313 with runners in scoring position, including .386 with RISP and two outs...was 5 for 9 (.556) with a home run and 15 RBI with the bases loaded...hit 15 of his 25 home runs at Stockton's Banner Island Ballpark...appeared exclusively at first base on defense (128 games)...also went 8-for-42 (.190) in 12 games at designated hitter...hit .281 in 90 games batting third in the order, all with Stockton...hit two home runs April 7 against Bakersfield and April 19 at Modesto...had a total of four multi-homer games for the season...was perfect 4-for-4 with a walk May 20 against Lake Elsinore...it was his first of two four-hit games (June 12 at Inland Empire)...reached base safely in 27 consecutive games from May 30 to June 28...hit .356 with 11 home runs, 37 RBI and a .446 on-base percentage during the streak...hit a grand slam June 2 against San Jose...then hit

three home runs and drove in a season-high five runs June 5 against Lancaster...was named Cal League Player of the Week for the Week of June 3-9 after hitting .393 (11-for-28) with five home runs and 16 RBI in seven games...started at first base for the Cal League All-Stars June 18 and went 0-for-1 with three walks against the Carolina League All-Stars...hit .340 with 11 home runs and 37 RBI in 27 games in June...led all of minor league baseball in RBI in June and tied for second in home runs...had his fourth multi-homer game of the season, a two-homer performance Sept. 1 against Frisco...hit .224 with 10 walks (.350 on-base percentage) and three RBI in 15 games for Mesa in the Arizona Fall League...was rated as the A's No. 6 prospect by *Baseball America* following the season...was also named as the best defensive first baseman in the Cal League.

2012—Made his professional debut with Single-A Burlington and hit .275 with 20 doubles, two triples, four home runs and 23 RBI in 64 games...added 41 walks for a .383 on-base percentage...hit .307 against right-handed pitching compared to .170 against left-handers...batted .354 during the day...63 of his 64 appearances came as a first baseman...saw his most action with 24 games batting fifth and 21 hitting third...went 2-for-3 with a home run and three RBI in his professional debut June 24 against Wisconsin...had a 10-game hitting streak from July 25 to Aug. 4 (15-for-40, .375)...went 3-for-11 (.273) with a RBI in three postseason games for the Bees.

PERSONAL/MISCELLANEOUS

Maxwell Steven Muncy was originally signed by A's scout Armann Brown...graduated from Keller (TX) High School...attended Baylor University...was a Freshman All-American in 2010 and an All-Big 12 selection in 2011 and 2012.

LIFETIME PLAYING RECORD

Year	Club	AVG.	G	AB	R	H	2B	3B	HR	RBI	SH	SF	HP	BB	SO	SB	CS	SLG	OBP	E
2012	Burlington	.275	64	229	34	63	20	2	4	23	0	3	1	41	37	3	1	.432	.383	6
2013	Stockton	.285	93	351	67	100	13	1	21	76	0	6	7	64	68	1	1	.507	.400	3
	Midland	.250	47	172	22	43	12	2	4	24	0	1	0	24	34	0	1	.413	.340	6
2014	Midland	.264	122	435	59	115	23	3	7	63	0	6	2	87	92	7	2	.379	.385	8
2015	Nashville	.274	60	212	24	58	14	1	4	35	0	4	1	26	58	0	1	.406	.350	6
	OAKLAND	.206	45	102	14	21	8	1	3	9	0	1	0	9	31	0	0	.392	.268	6
ML Totals		.206	45	102	14	21	8	1	3	9	0	1	0	9	31	0	0	.392	.268	6

CAREER TRANSACTIONS

2009 — Selected by the Cleveland Indians organization in the 41st round of the First-Year Player Draft; did not sign.

2012 — Selected by the Oakland Athletics organization in the 5th round of the First-Year Player Draft.

OAKLAND A'S LONGEST INTERLEAGUE HITTING STREAKS

17	Eric Byrnes, June 5, 2003-June 7, 2004
13	Eric Chavez, July 12, 2001-June 18, 2002
12	Jed Lowrie, May 27-June 30, 2013
12	Yoenis Céspedes, June 23, 2012-June 28, 2013
12	Eric Chavez, June 23, 2002-June 11, 2003

VS. THE AMERICAN LEAGUE

2015		CAREER								
AVG.	AB	H	HR	RBI	vs. TEAM	AVG.	AB	H	HR	RBI
—	0	0	0	0	Baltimore	—	0	0	0	0
.000	9	0	0	0	Boston	.000	9	0	0	0
.111	9	1	1	3	Chicago	.111	9	1	1	3
.333	3	1	0	0	Cleveland	.333	3	1	0	0
.125	8	1	0	1	Detroit	.125	8	1	0	1
.308	13	4	1	1	Houston	.308	13	4	1	1
.000	4	0	0	0	Kansas City	.000	4	0	0	0
.200	10	2	1	2	Los Angeles	.200	10	2	1	2
.000	3	0	0	1	Minnesota	.000	3	0	0	1
.400	5	2	0	0	New York	.400	5	2	0	0
—	0	0	0	0	Oakland	—	0	0	0	0
.500	2	1	0	0	Seattle	.500	2	1	0	0
.083	12	1	0	0	Tampa Bay	.083	12	1	0	0
.308	13	4	0	0	Texas	.308	13	4	0	0
—	0	0	0	0	Toronto	—	0	0	0	0

VS. THE NATIONAL LEAGUE

2015		CAREER								
AVG.	AB	H	HR	RBI	vs. TEAM	AVG.	AB	H	HR	RBI
1.000	1	1	0	0	Arizona	1.000	1	1	0	0
.222	9	2	0	0	San Diego	.222	9	2	0	0
1.000	1	1	0	1	San Francisco	1.000	1	1	0	1

MONTHLY BREAKDOWN

2015		CAREER								
AVG.	AB	H	HR	RBI	by MONTH	AVG.	AB	H	HR	RBI
.143	7	1	0	0	April	.143	7	1	0	0
.256	43	11	2	5	May	.256	43	11	2	5
.138	29	4	0	1	June	.138	29	4	0	1
—	0	0	0	0	July	—	0	0	0	0
.500	4	2	0	0	August	.500	4	2	0	0
.167	18	3	1	3	September	.167	18	3	1	3
.000	1	0	0	0	October	.000	1	0	0	0

BATTING BREAKDOWN

2015		CAREER								
AVG.	AB	H	HR	RBI	by CATEGORY	AVG.	AB	H	HR	RBI
.205	39	8	1	4	Home	.205	39	8	1	4
.206	63	13	2	5	Away	.206	63	13	2	5
.174	46	8	1	6	Day	.174	46	8	1	6
.232	56	13	2	3	Night	.232	56	13	2	3
.203	79	16	2	6	Pre-ASG	.203	79	16	2	6
.217	23	5	1	3	Post-ASG	.217	23	5	1	3
.000	1	0	0	0	vs. LHP	.000	1	0	0	0
.208	101	21	3	9	vs. RHP	.208	101	21	3	9
.148	27	4	0	4	RISP	.148	27	4	0	4
.000	3	0	0	2	Bases Loaded	.000	3	0	0	2
.222	9	2	0	0	Pinch Hitter	.222	9	2	0	0
.000	1	0	0	0	Designated Hitter	.000	1	0	0	0

BALLPARK BREAKDOWN

	AVG.	AB	H	HR	RBI
Angel Stadium	.250	8	2	1	2
Chase Field	1.000	1	1	0	0
Comerica Park	.000	3	0	0	0
Fenway Park	.000	4	0	0	0
Globe Life Arlington	.375	8	3	0	0
Minute Maid Park	.375	8	3	1	1
O.co Coliseum	.205	39	8	1	4
PETCO Park	.222	9	2	0	0
Safeco Field	.500	2	1	0	0
Target Field	.000	3	0	0	1
Tropicana Field	.083	12	1	0	0
U.S. Cellular Field	.000	5	0	0	1

FIELDING STATISTICS

First Base

YEAR	PCT.	G	PO	A	E	TC	DP
2015	.987	23	137	10	2	149	9
Totals	.987	23	137	10	2	149	9

Third Base

YEAR	PCT.	G	PO	A	E	TC	DP
2015	.846	16	5	17	4	26	0
Totals	.846	16	5	17	4	26	0

MUNCY'S CAREER BESTS

Hits: 2 (three times), last: May 31, 2015 vs. New York (AL)

Home Runs: 1 (three times), last: September 29, 2015 at Los Angeles (AL)

Runs Batted In: 2, May 17, 2015 vs. Chicago (AL)

Stolen Bases: None

Hitting Streak: 4 (twice), last: June 10 to 16, 2015

Hitless Streak (At Bats): 11, May 22 to 25, 2015

Game Ending RBI: None

Grand Slams: None

Pinch-Hit Home Runs: None

Inside-The-Park Home Runs: None

Lead Off Home Runs: None

**LEFT-HANDED PITCHER****Height/Weight:** 6-3 / 235**Bats/Throws:** Left / Left**Birthdate:** December 26, 1989**Opening Day Age:** 26**Birthplace/Resides:** Seaford, New York / Seaford, New York**Major League Service:** 100 days**Obtained:** Acquired from Toronto with Brett Lawrie, Kendall Graveman and Franklin Barreto for Josh Donaldson, November 28, 2014**Contract Status:** First year of a one-year contract through 2016**CAREER HIGHLIGHTS**

Went 1-2 with a 5.28 ERA in six starts in his A's debut in 2015 after going 0-1 with a 27.00 ERA in two games, one start, with Toronto from 2013-14...is 1-3 with a 6.89 ERA in eight career games, including seven starts...is also 29-19 with a 3.02 ERA in 106 games, including 98 starts, in six minor league seasons...has 489 strikeouts in 485.2 innings...has allowed just 34 home runs, an average of 0.63 per nine innings...was named the A's seventh best prospect by *Baseball America* following the Nov., 2014 trade after being named the Blue Jays 10th best prospect following the 2013 season...combined for a perfect 10-0 record and a 2.04 ERA in 20 games, including 18 starts, in 2012 with Single-A Dunedin and Double-A New Hampshire...was drafted three times and signed with Toronto after being selected in the sixth round of the 2010 draft.

2015 HIGHLIGHTS

Was one of four players acquired from Toronto in the Josh Donaldson trade and spent half of the season on the disabled list as he had one stint on the DL with Oakland and two with Triple-A Nashville...made his A's debut during a September call-up and went 1-2 with a 5.28 ERA and .302 opponents batting average in six starts...his opponents batting average included a .286 (22-for-77) mark against right-handed hitters compared to .333 (13-for-39) against left-handers...now has a .372 (16-for-43) career average against lefties...allowed a .154 average with runners in scoring position and two outs...yielded one run in the first inning in his six starts (1.50 ERA) after yielding one first inning run in 12 minor league starts (0.75 ERA)...did not pitch during the spring and began the season on the 15-day DL as he continued to recover from off-season bilateral core surgery...was reinstated from the DL and optioned to Nashville May 15...tossed a career-high 6.0 innings in his first start with the A's but took the loss in a 3-2 decision against Seattle Sept. 6...was credited with his first Major League win in his second start, a 5-3 A's win at Texas Sept. 12...allowed just one run in 5.2 innings and struck out a career-high five...was 1-1 with a 3.09 ERA over his first two starts...then went 0-1 with a 6.75 ERA over his final four starts.

NASHVILLE: Was 2-2 with a 2.66 ERA in 14 games, including 12 starts, with the Sounds...allowed a .230 opponents batting average, including .167 (7-for-42) against left-handed hitters compared to .250 (33-for-132) against right-handers...yielded one double and two walks to lefties for a .190 slugging percentage and .205 on-base percentage...surrendered all five of his home runs and nine of his 10 extra base hits to righties...allowed a .319 average and all five of his home runs with the bases empty compared to .125 with runners on base...opponents were 4-for-35 (.114) with runners in scoring position, including 0-for-13 with RISP and two outs...yielded a .396 average to batters leading off an inning...compiled a 2-1 record and a 1.83 ERA in 10 games at night compared to 0-1 with a 4.85 ERA in four starts during the day...Nashville was 8-4 (.667) in his 12 starting assignments...did not toss more than 5.2 innings in any of his 14 outings...allowed one run or fewer 11 times and four hits or fewer 12 times...was sent to Nashville on a rehab assignment from Oakland on May 5...pitched scoreless relief in his first two outings (3.0 ip) followed by 3.0 shutout innings in a start at Iowa May 14...was reinstated from the DL and optioned to Nashville the next day...tossed 4.0 scoreless innings May 25 at Sacramento, giving him a 0.71 ERA over his first five games...issued four walks in 12.2 innings over that stretch but then walked a season-high four batters in 4.0 innings May 30 against Las Vegas...finished May with no decisions and a 1.08 ERA in six games, four starts...was placed on the disabled list June 1 with a strained left groin...was reinstated June 9 and went 2-1 with a 4.24 ERA in four starts in June...picked up his first win of the season June 16 against Memphis when he tossed 5.1 scoreless innings...then yielded a season-high six runs in 2.1 innings in his next start June 21 against Omaha for his first loss...tossed a season-high

5.2 innings June 27 against Oklahoma City for his second and final win with the Sounds...also allowed a season-high eight hits and tossed a season-high 102 pitches in that game...was placed on the minor league DL a second time July 1 with a strained left shoulder...it was his fourth stint on the minor league DL over the last two years...was reinstated Aug. 15 and went 0-1 with a 2.63 ERA in four starts following his return...tossed fewer than five innings in each of those starts as he increased his pitch count from 32 on Aug. 15 to 76 in his final start on Aug. 31...struck out a season-high six batters in his final start, a no decision in a 5-1 win over Round Rock.

CAREER

2014—Spent most of the season at Triple-A Buffalo where he went 4-6 with a 3.50 ERA in 17 starting assignments...earned a September call-up to Toronto and made one appearance with the Blue Jays on Sept. 22 against Seattle (1.0 ip, 1 h, 1 r, 1 er, 1 hr)...had his season interrupted by two stints on the disabled list with a strained left groin...was out from May 14 to June 5 and June 18 to July 18...also made three rehab starts with the Gulf Coast League Blue Jays and Single-A Dunedin and was 4-7 with a 3.43 ERA in 20 minor league starts overall...allowed six home runs in 97.0 innings, an average of 0.56 per nine innings...allowed a .216 opponents batting average, including .184 against left-handed hitters compared to .227 against right-handers...yielded just one extra base hit to a lefty, a double...lefties slugged .195 compared to .345 by righties...opponents hit .156 with a .206 on-base percentage when leading off an inning...yielded a .202 batting average with runners in scoring position, including .175 with RISP and two outs...compiled a 1.35 ERA over the first two innings of a game compared to 4.73 from the third inning on...with Buffalo, was 2-2 with a 3.00 ERA in nine starts at home, 2-4 with a 4.12 ERA in eight starts on the road...his teams were 9-11 (.450) in his starting assignments...tossed at least six innings in seven of his 20 starts, allowed two runs or fewer 12 times and walked two batters or fewer 15 times...won each of his first two decisions and went 2-0 with a 1.55 ERA over his first five starts...struck out a season-high seven batters in each of his first three starts: April 8 at Lehigh Valley, April 13 against Pawtucket and April 19 at Pawtucket...did not allow a run in three consecutive starts from April 19 to May 2 as part of a 24.1-inning scoreless streak from April 13 to May 8...that included April 26 against Louisville when he tossed a season-high 6.1 scoreless innings and allowed just one hit...finished April 2-0 with a 1.96 ERA in four starts...was 2-2 with a 2.70 ERA in seven starts when he was placed on the disabled list May 14 with a left groin strain...was reinstated June 6 and went 0-2 with an 8.31 ERA in three starts before returning to the DL with the same injury June 18...made one rehab start with the GCL Blue Jays July 14 (2.1 ip, 1 h, 5 so) and two with Single-A Dunedin on July 19 and 24 (0-1, 7.1 ip, 4 h, 3 r, 3 er, 4 bb, 9 so, 3.68 ERA) before returning to Buffalo July 28...went 2-0 with a 1.17 ERA over his first four starts following his return...matched his season high with seven strikeouts while tossing 6.0 scoreless innings Aug. 13 against Norfolk...struck out a season-high tying seven in his final minor league start Aug. 29 at Rochester...was recalled by Toronto Sept. 2...pitched for Mesa in the Arizona Fall League following the season and went 2-1 with a 4.03 ERA and .230 opponents batting average in seven starts...was named the A's seventh best prospect by *Baseball America* following the trade.

2013—Made his Major League debut with Toronto and made one start in late May...was selected from Double-A New Hampshire May 24 and made his debut that day against Baltimore...was charged with the loss after allowing six earned runs in 1.1 innings...was optioned back to New Hampshire following the game...began the season on the Fisher Cats disabled list with a strained left groin...was reinstated May 7 and went 8-3 with a 3.01 ERA in 17 Double-A starts...was promoted to Triple-A Buffalo Aug. 17 and went 1-1 with a 1.53 ERA in three starts for the Bisons...combined for a 9-4 record and a 2.77 ERA in 20 minor league starts overall...struck out 116 batters in 110.1 innings (9.46 per nine innings)...surrendered just seven home runs (0.57 per nine innings)...had career highs in strikeouts and innings pitched...allowed a .248 opponents batting average, including .240 against left-handed hitters...opponents hit .171 with runners in scoring position and two outs...was selected to the Eastern League All-Star team, but did not play as he had started for New Hampshire two games prior to the break rendering him ineligible...went 2-0 with a 1.77 ERA in four starts in May...that extended his winning streak to 13 games dating back to Sept. 1, 2011...had a four-game winning streak over a six-start stretch from June 22 to July 20...posted a 1.91 ERA during the streak, which included a 22.2-inning scoreless streak from July 3 to 20...tied a New Hampshire record with 13 strikeouts in 6.0 innings Aug. 7 against Bowie...pitched for Escogido in the Dominican Winter League following the season and was 2-2 with a 3.38 ERA in six starts...was named the Blue Jays 10th best prospect by *Baseball America* following the season.

2012—Spent the majority of the season with Single-A Dunedin where he went 9-0 with a 2.19 ERA in 17 games, 15 starts...was transferred to Double-A New Hampshire Aug. 17 and went 1-0 with a 1.20 ERA in three starts...combined for a perfect 10-0 record and a 2.04 ERA in 20 games, 18 starts...the wins were a career high...struck out 108 in 101.1 innings (9.60 per nine innings)...walked just 27 for a strikeout-to-walk ratio of 4.0...his nine wins with Dunedin tied for eighth in the Florida State League...combined with both clubs for a .218 opponents batting average, including .213 against right-handed hitters...allowed a .171 average with runners in scoring position...his teams were 16-2 in his starting assignments...allowed one run or fewer in 11 of his 18 starts and also walked one batter or fewer 11 times...struck out a season-high 11 in 5.2 scoreless innings April 12 against Brevard County...was on the disabled list from June 15 to July 28 with a strained left shoulder...went 2-0 with a 1.38 ERA in six games, including five starts, in August...returned to Dunedin for the FSL playoffs and made one postseason start, a 3-0 loss to Lakeland in Game 2 of the Semifinals (6.2 ip, 6 h, 2 r, 2 er, 0 bb, 6 so).

2011—Spent the entire season at Single-A Lansing...was 4-4 with a save and a 3.49 ERA in 25 games, including 21 starts...had career highs in games and games started...struck out 113 in 108.1 innings, an average of 9.39 per nine innings...allowed a .253 opponents batting average, including .218 against left-handed hitters...began the season in extended spring training but was assigned to Lansing April 23...recorded his first professional save in his first outing of the season that day at West Michigan (2.0 ip, 1 h, 1 so)...was on the disabled list from June 30 to July 8 with a left thigh strain...struck out a season-high 10 batters in 6.0 innings his final regular season outing Sept. 1 against Great Lakes...then went 0-1 with a 3.72 ERA (9.2 ip, 6 h, 4 r, 4 er, 5 bb, 13 so) in two postseason starts for the Lugnuts.

2010—Made his professional debut with the Blue Jays affiliate in the Gulf Coast Rookie League...made one start on July 28 against the Braves (2.0 ip, 1 h, 1 bb, 4 so) before he was transferred to Short-Season Single-A Auburn of the New York-Penn League...went 0-2 with a 6.05 ERA in six starts for the Doubledays...combined for an 0-2 record and a 5.48 ERA in seven starts.

PERSONAL/MISCELLANEOUS

Sean Patrick Nolin...attended San Jacinto College North in Houston, Texas.

LIFETIME PITCHING RECORD

Year	Club	W	L	ERA	G	GS	CG	SHO	SV	IP	H	R	ER	HR	HB	BB	IBB	SO	WP	BK
2010	GCL BlueJays	0	0	0.00	1	1	0	0	0	2.0	1	0	0	0	0	1	0	4	0	0
	Auburn	0	2	6.05	6	6	0	0	0	19.1	25	13	13	0	2	9	0	22	2	0
2011	Lansing	4	4	3.49	25	21	0	0	1	108.1	102	56	42	9	4	31	0	113	4	1
2012	Dunedin	9	0	2.19	17	15	0	0	0	86.1	72	26	21	7	4	21	0	90	0	0
	New Hampshire	1	0	1.20	3	3	0	0	0	15.0	9	3	2	0	1	6	0	18	0	0
2013	New Hampshire	8	3	3.01	17	17	1	0	0	92.2	89	33	31	6	2	25	1	103	4	0
	TORONTO	0	1	40.50	1	1	0	0	0	1.1	7	6	6	1	0	1	0	0	0	0
	Buffalo	1	1	1.53	3	3	0	0	0	17.2	13	3	3	1	1	10	0	13	0	0
2014	Buffalo	4	6	3.50	17	17	0	0	0	87.1	74	36	34	6	3	35	0	74	5	0
	GCL Blue Jays	0	0	0.00	1	1	0	0	0	2.1	1	0	0	0	0	0	0	5	0	0
	Dunedin	0	1	3.68	2	2	0	0	0	7.1	4	3	3	0	0	4	0	9	2	0
	TORONTO	0	0	9.00	1	0	0	0	0	1.0	1	1	1	1	0	0	0	0	0	0
2015	Nashville	2	2	2.66	14	12	0	0	0	47.1	40	15	14	5	4	19	0	38	0	0
	OAKLAND	1	2	5.28	6	6	0	0	0	29.0	35	19	17	4	0	12	0	15	3	1
ML Totals		1	3	6.89	8	7	0	0	0	31.1	43	26	24	6	0	13	0	15	3	1
Minor League Totals		29	19	3.02	106	98	1	0	1	485.2	430	188	163	34	21	161	1	489	17	1

CAREER TRANSACTIONS

2008 — Selected by the Milwaukee Brewers organization in the 50th round of the First-Year Player Draft; did not sign. **2009** — Selected by the Seattle Mariners organization in the 48th round of the First-Year Player Draft; did not sign. **2010** — Selected by the Toronto Blue Jays organization in the 6th round of the First-Year Player Draft. **2014** — Traded to the Oakland A's with infielder Brett Lawrie, pitcher Kendall Graveman and minor league infielder Franklin Barreto for infielder Josh Donaldson, November 28. **2015** — On the disabled list, April 4 to May 14; included rehab assignment to Nashville, May 5 to 14.

VS. THE AMERICAN LEAGUE

2015		CAREER												
ERA	W	L	S	G	IP	ER	vs. TEAM	ERA	W	L	S	G	IP	ER
—	0	0	0	0	0.0	0	Baltimore	40.50	0	1	0	1	1.1	6
3.60	0	0	0	1	5.0	2	Chicago	3.60	0	0	0	1	5.0	2
4.91	0	1	0	2	11.0	6	Seattle	5.25	0	1	0	3	12.0	7
5.06	1	0	0	2	10.2	6	Texas	5.06	1	0	0	2	10.2	6

VS. THE NATIONAL LEAGUE

2015		CAREER												
ERA	W	L	S	G	IP	ER	vs. TEAM	ERA	W	L	S	G	IP	ER
11.57	0	1	0	1	2.1	3	San Francisco	11.57	0	1	0	1	2.1	3

MONTHLY BREAKDOWN

2015		CAREER												
ERA	W	L	S	G	IP	ER	by MONTH	ERA	W	L	S	G	IP	ER
—	0	0	0	0	0.0	0	May	40.50	0	1	0	1	1.1	6
5.25	1	2	0	5	24.0	14	September	5.40	1	2	0	6	25.0	15
5.40	0	0	0	1	5.0	3	October	5.40	0	0	0	1	5.0	3

PITCHING BREAKDOWN

2015		CAREER												
ERA	W	L	S	G	IP	ER	by CATEGORY	ERA	W	L	S	G	IP	ER
7.43	0	2	0	3	13.1	11	Home	10.34	0	3	0	5	15.2	18
3.45	1	0	0	3	15.2	6	Away	3.45	1	0	0	3	15.2	6
5.40	0	2	0	3	13.1	8	Day	5.40	0	2	0	3	13.1	8
5.17	1	0	0	3	15.2	9	Night	8.00	1	1	0	5	18.0	16
—	0	0	0	0	0.0	0	Pre-ASG	40.50	0	1	0	1	1.1	6
5.28	1	2	0	6	29.0	17	Post-ASG	5.40	1	2	0	7	30.0	18
5.28	1	2	0	6	29.0	17	Starter	6.82	1	3	0	7	30.1	23
—	0	0	0	0	0.0	0	Reliever	9.00	0	0	0	1	1.0	1

NOLIN'S 2015 STARTS

Date	Opponent	Score	Dec	ERA	IP	H	R	ER	BB	SO	HR	#PIT
Sept. 6	Seattle	2-3	L	4.50	6.0	5	3	3	3	1	0	85
Sept. 12	at Texas	5-3	W	3.09	5.2	5	1	1	2	5	1	96
Sept. 17	at Chicago (AL)	4-2	—	3.24	5.0	5	2	2	3	4	1	94
Sept. 22	Texas	6-8	—	4.57	5.0	7	5	5	2	2	1	98
Sept. 27	San Francisco	4-5	L	5.25	2.1	7	5	3	1	1	0	46
Oct. 3	at Seattle	7-5	—	5.28	5.0	6	3	3	1	2	1	80

A'S PITCHERS CAREER HITTING

PITCHER	AVG	AB	R	H	2B	3B	HR	RBI	SH	SF	HP	BB	SO	SB	CS
Alvarez, H	.234	94	5	22	4	0	1	9	12	2	0	1	34	0	0
Axford	.000	1	0	0	0	0	0	0	0	0	0	0	1	0	0
Bassitt	.000	2	0	0	0	0	0	0	0	0	0	0	1	0	0
Brooks	.000	2	0	0	0	0	0	0	0	0	0	0	0	0	0
Doolittle	.000	1	0	0	0	0	0	0	0	0	0	0	0	0	0
Doubront	.091	11	0	1	0	0	0	0	2	0	0	1	6	0	0
Gray	.125	8	0	1	0	0	0	0	2	0	0	0	5	0	0
Hahn	.080	25	1	2	0	0	0	1	2	0	0	0	14	0	0
Hendriks	.000	2	0	0	0	0	0	0	0	0	0	1	1	0	0
Hill	.123	114	1	14	3	0	0	6	6	0	0	2	51	0	0
Madson	.125	48	3	6	1	0	0	2	7	0	0	2	20	0	0
Parker	.125	8	0	1	1	0	0	0	1	0	0	0	5	0	0
Rodriguez	.000	4	0	0	0	0	0	0	0	0	0	0	3	0	0
Rzepczynski	.000	1	0	0	0	0	0	0	0	0	0	0	1	0	0



CATCHER

Height/Weight: 6-2 / 232

Bats/Throws: Right / Right

Birthdate: April 3, 1995

Opening Day Age: 21

Birthplace/Resides: Redlands, California / Redlands, California

Major League Service: None

Obtained: Acquired from Houston with Daniel Mengden for Scott Kazmir, July 23, 2015

Contract Status: First year of a one-year contract through 2016

NON-ROSTER INVITEE

CAREER HIGHLIGHTS

Was drafted by Houston out of high school and dealt to the A's prior to the 2015 trading deadline in the Scott Kazmir deal...is a .284 career hitter with 23 home runs and 130 RBI in 211 games in three seasons as a professional...has appeared in 164 games at catcher and tossed out 63-of-173 (36.4%) attempted base stealers...has also played in 18 games at first base, all in 2015...was a Midwest League Postseason All-Star in 2015.

2015 HIGHLIGHTS

Was acquired from Houston in the Scott Kazmir trade in July and went on to bat .299 with three home runs and 22 RBI in 43 games with Single-A Stockton...started the year at Single-A Quad Cities and was named to the Midwest League Midseason and Postseason All-Star teams after hitting .326 with 10 home runs and 46 RBI in 59 games...was promoted to Single-A Lancaster of the California League June 29 and had a .324 average, four home runs and 14 RBI in 17 games with the JetHawks...combined with all three clubs for a .316 batting average, 17 home runs and 82 RBI in 119 games...the batting average ranked 10th among all Single-A hitters...added 33 doubles and two triples for a .505 slugging percentage...batted .319 (23-for-72) against left-handed pitching compared to .316 (124-for-393) against right-handers...had a .583 slugging percentage against lefties, .491 against righties...hit .335 with nine of his 17 home runs with runners on base...had a .371 batting average with runners in scoring position and two outs...went 0-for-9 with the bases loaded...batted .453 with four home runs and 17 RBI in 14 day games...hit .342 in the seventh inning or later but drilled 14 of his 17 home runs over the first five innings...appeared in 89 games at catcher and tossed out 35-of-92 (38.0%) attempted base stealers...also played 18 game at first base...had five errors behind the plate (.993 fielding percentage) and two at first base (.986)...also batted .417 with two home runs and 11 RBI in 16 games as the designated hitter...hit in every spot in the order from second through seventh...saw his most action in the clean-up spot where he batted .356 with seven home runs and 44 RBI in 53 games.

MINORS: With Quad Cities, he batted .371 with eight of his 10 home runs and home compared to .281 on the road...hit .242 over his first 19 games through May 4...then went 28-for-63 (.444) with four home runs, 19 RBI and nine multiple hit games over a 15-game stretch from May 4 to 25 to boosted his average to .344...drove in a season-high five runs May 9 against Wisconsin...had four RBI two games later on May 13 against Beloit...went 10-for-16 (.625) with three doubles, two home runs and six RBI in a four-game series against Peoria, May 22-25...that included a pair of four-hit games on the 22nd and 25th (first game)...hit .355 with a .591 slugging percentage and 20 RBI in 23 games in May...then batted .329 in 20 games in June with the River Bandits...went 3-for-4 with three doubles June 3 at West Michigan...was leading the ML in extra base hits (29) and slugging (.543) and ranked second in batting (.326) and total bases (125) when he was transferred to Lancaster June 29...hit safely in each of his first 12 games with the JetHawks, giving him a season-high 14-game hitting streak from June 26 to July 13 (22-for-59, .373)...had his second three-double game of the season July 5 at Lake Elsinore...hit two home runs July 10 at Rancho Cucamonga...went 4-for-20 (.200) over his final five games with Lancaster...the JetHawks were preparing to host Stockton in a four-game series July 23 when he was traded with teammate Daniel Mengden to the A's for Scott Kazmir...switched dugouts and went 4-for-15 (.267) with two walks for the Ports in the series...batted .243 over his first 20 games with Stockton through Aug. 12...then hit .344 over his final 23 contests...went 4-for-6 with a home run and four RBI

Sept. 3 at Visalia, matching his season high in hits...went 1-for-14 (.071) with six strikeouts in three postseason games for Stockton.

CAREER

2014—Began the year in extended spring training and was assigned to Greenville of the Rookie Appalachian League in June...hit .230 with five home runs and 28 RBI in 48 games with the Astros...batted .245 against left-handed pitching compared to .224 against right-handers...hit all five of his home runs off righties...four of his round-trippers came on the road...had a .189 batting average with the bases empty, .279 with runners on...hit .308 with runners in scoring position, including .370 with RISP and two outs...batted .321 over the first three innings of a game, .186 after that...appeared exclusively behind the plate on defense and led league catchers in games (45), total chances (430) and putouts (371)...tossed out 20-of-49 (40.8%) attempted base stealers, which was the second best percentage in the AL...committed five errors for a .988 fielding percentage...also went 4-for-11 (.364) with a home run and four RBI in three games at designated hitter...hit in every spot in the order from fourth through seventh and had his most games played batting fifth (26)...drove in a season-high three runs July 4 against Kingsport...collected a season-high three hits and a season-high tying three RBI July 12 against Pulaski to start a season-high four-game hitting streak...doubled in each game and went 9-for-15 (.600) with five runs, five doubles, a triple, six RBI and four multiple hit games during the streak...committed four of his five errors over a five-game span from July 21 to 26...matched his season high with three hits Aug. 4 against Bristol.

2013—Made his professional debut with the Astros affiliate in the Gulf Coast Rookie League and hit .247 with a home run and 20 RBI in 44 games...batted .371 with his lone home run against left-handed pitching compared to .207 against right-handers...hit .308 at home...went 2-for-5 (.400) with the bases loaded...did not commit an error in 30 games at catcher (258 total chances)...tossed out 8-of-32 (25.0%) attempted base stealers...hit in every spot in the order except first, second and ninth and saw his most action with 16 games batting fifth and 10 hitting sixth...record his first hit in his fourth game, June 25 against the Tigers...hit his first home run July 8 against the Braves...had a season-best 10-game hitting streak from July 3 to 17...hit 344 with nine runs scored during the streak...knocked in a season-high five runs July 31 against the Pirates...had his first career three-hit game Aug. 20 against the Phillies when he doubled twice and tripled.

PERSONAL/MISCELLANEOUS


Jacob Andrew Nottingham was originally signed by Astros scout Brad Budzinski...graduated from Redlands (CA) High School.

LIFETIME PLAYING RECORD

Year	Club	AVG.	G	AB	R	H	2B	3B	HR	RBI	SH	SF	HP	BB	SO	SB	CS	SLG	OBP	E
2013	GCL Astros	.247	44	146	23	36	10	2	1	20	0	3	3	21	38	4	2	.363	.347	0
2014	Greenville	.230	48	174	25	40	10	1	5	28	1	4	3	18	54	3	2	.385	.307	5
2015	Quad Cities	.326	59	230	34	75	18	1	10	46	0	0	5	18	51	1	2	.543	.387	4
	Lancaster	.324	17	71	14	23	6	1	4	14	0	0	2	3	10	0	0	.606	.368	1
	Stockton	.299	43	164	25	49	9	0	3	22	0	3	3	12	38	1	0	.409	.352	2
Minor League Totals		.284	211	785	121	223	53	5	23	130	1	10	16	72	191	9	6	.452	.352	12

CAREER TRANSACTIONS

2013 — Selected by the Houston Astros organization in the 6th round of the First-Year Player draft. **2015** — Traded to the Oakland Athletics with minor league pitcher Daniel Mengden for pitcher Scott Kazmir, July 23.

**INFIELDER****Height/Weight:** 6-1 / 220**Bats/Throws:** Right / Right**Birthdate:** April 4, 1994**Opening Day Age:** 22**Birthplace/Resides:** Valencia, Carabobo, Venezuela / Valencia, Carabobo, Venezuela**Major League Service:** None**Obtained:** Signed as a non-drafted free agent, July 2, 2010**Contract Status:** First year of a one-year contract through 2016**CAREER HIGHLIGHTS**

Was signed by the A's as a non-drafted free agent out of Venezuela at the age of 16 and is a .276 career hitter in 440 games in five professional seasons...has 75 home runs and 312 RBI...was named to post-season All-Star teams in the California League in 2014 and the Arizona League in 2012...was named the A's fifth best prospect by *Baseball America* following both the 2013 and 2014 seasons and was number four after 2015...played for the World Team in the 2014 and 2015 Futures Game...played for Mesa in the Arizona Fall League in 2015...tied for 13th in minor league baseball in 2014 in home runs (29) and tied for 15th in RBI (96)...played in the Midwest League All-Star Game in 2013.

2015 HIGHLIGHTS

Made his Double-A debut at Midland and spent the entire season with the RockHounds, batting .278 with 18 home runs and 61 RBI in 93 games...tied for second in the Texas League in home runs, ranked third in slugging (.480) and tied for 10th in extra base hits (41) despite two stints on the disabled list that caused him to miss more than five weeks...ranked third in the A's farm system in home runs, fourth in slugging, tied for eighth in RBI and 10th in batting...batted .340 (33-for-97) against left-handed pitching compared to .257 (73-for-284) against right-handers...had a .228 batting average during the first half, .325 in the second half...hit 13 of his 18 home runs on the road...batted .323 with eight of his 18 home runs when leading off an inning...appeared in 49 games at third base and 16 at first base...committed 11 errors as a third baseman (.909 fielding percentage) and three as a first baseman (.978 fielding percentage)...hit .304 as a third baseman compared to .203 as a first baseman...also batted .280 with six home runs and 26 RBI in 28 games at designated hitter...hit in every spot in the order from fourth through seventh and saw his most action with 67 games batting clean-up...was rated as the A's fourth best prospect by *Baseball America* following the season.

MIDLAND: Began the season on the disabled list with a strained left calf...was reinstated May 3 and got off to a slow start as he hit .214 in May...reached base safely in 22 consecutive games from May 16 to June 7...however, hit just .233 with a .316 on-base percentage during the streak...batted .206 with three home runs and eight RBI over his first 27 games through June 2...then homered in back-to-back games June 3 and 4 at Tulsa to start a 14-game stretch where he batted .254 with six home runs and 16 RBI...had a season-best nine-game hitting streak from June 21 to July 3 (17-for-43, .395)...began the streak with a season-high two doubles June 21 at Frisco...finished the month of June with seven home runs and 22 RBI in 25 games...tied for the TL lead in June home runs and ranked third in RBI...started at third base for the World Team in the Futures Game July 12 at Cincinnati and went 0-for-2...returned to Midland July 15 and hit .338 with eight doubles in his first 17 games...went 4-for-5 with two doubles and three runs scored Aug. 1 against Corpus Christi...was batting .264 with 15 home runs and 45 RBI in 82 games when he was placed on the disabled list for the second time Aug. 10 with a strained left hamstring...was reinstated Aug. 27 and went 18-for-48 (.375) with three home runs and 16 RBI in 11 games following his return...was named TL Batter of the Week for the week of Aug. 31 after hitting .375 with four doubles, two home runs and 12 RBI in seven games...connected for a grand slam in back-to-back games Sept. 5 and 6 at Frisco...went 5-for-7 with six RBI on the 5th and 3-for-4 with five RBI on the 6th...then hit .407 with two home runs and 12 RBI in seven postseason games to lead Midland to the Texas League Championship...played for Mesa in the Arizona Fall League and batted .296 with four home runs and 10 RBI in 17 games...that included a three homer game Oct. 19 against Scottsdale when he went 3-for-5 with five RBI...had seven home runs and 28 RBI over a 14-game stretch from Sept. 5 to Oct. 19...named to the East squad for the Fall Stars Game.

CAREER

2014—Was named to the California League Postseason All-Star team after batting .279 with 29 home runs and 96 RBI in 124 games for Single-A Stockton...the home runs tied for fourth in the Cal League and tied for 13th in all of minor league baseball...the RBI also tied for fourth in the CL and tied for 15th in the minors...also ranked fourth in the CL in total bases (263), sixth in extra base hits (60), tied for seventh in hit by pitches (13), ninth in hits (142) and 10th in slugging (.517)...ranked second in the A's farm system in home runs, RBI, extra base hits and total bases, third in slugging, fourth in hits, sixth in runs (75) and tied for sixth in doubles (28)...hit .320 against left-handed pitching compared to .266 against right-handers...was batting .255 with nine home runs and 29 RBI in 60 games before the All-Star Break...then hit .301 with 20 home runs and 67 RBI in 64 games after the break...the 67 RBI were second most in the minors from June 19 through the end of the season to Dennis Raben of Inland Empire (70)...had a .311 batting average when leading off an inning...went 3-for-14 (.214) with the bases loaded but all three hits were grand slams...appeared exclusively at third base on defense...committed 15 errors in 88 games and 218 total chances for a .931 fielding percentage...also batted .319 with 10 home runs and 33 RBI in 36 games as the designated hitter...singled in his only pinch hitting appearance...batted clean up 84 times...also hit fifth 20 times, third 16 times, sixth three times and eighth once...reached base safely via hit or walk in 22 consecutive games from May 1 to 24...batted .258 with a .333 on-base percentage during the streak...the streak included a season-best 15-game hitting streak from May 2 to 18 (19-for-64, .297)...was named CL Batter of the Week for the week of June 23-29 after going 14-for-31 (.452) with nine runs scored, four doubles, five home runs and nine RBI in six games...went 4-for-5 with three doubles June 23 at Lancaster and was a perfect 4-for-4 with a walk two days later against the JetHawks...had nine home runs and 22 RBI over a 14-game stretch from June 23 to July 7...connected for all three of his two-homer games over that span: June 25 at Lancaster, June 29 at Bakersfield and July 7 at San Jose...finished the month of June with a .368 batting average...then hit .301 with 10 home runs and 32 RBI in 26 games in July...tied for third in the minors in home runs in July and tied for fourth in RBI...belted for his first grand slam of the season July 7 at San Jose and drove in a season-high six runs...hit his second slam three days later at Modesto...played for the World Team in the Futures Game July 13 at Minnesota and went 1-for-2 as the starting third baseman...hit his third grand slam of the season Aug. 2 at San Jose and ended the day with five RBI...hit his 29th and final home run of the season Aug. 10 against Modesto...finished the season with a 19-game, 85-at bat homerless streak...went 1-for-9 (.111) with a RBI in two postseason games for the Ports...was named the A's fifth best prospect by *Baseball America* following the season...batted .281 with four home runs and 22 RBI in 28 games for Aragua in the Venezuelan Winter League.

2013—Batted .258 with 19 home runs and 85 RBI in 128 games with Single-A Beloit in his first full professional season...tied for fifth in the Midwest League in home runs and RBI, tied for sixth in strikeouts (136) and ranked eighth in total bases (215)...tied for sixth in the A's farm system in RBI, ranked seventh in home runs and total bases and eighth in hits (131)...led the Snappers in at bats (508) and ranked second in hits, total bases and strikeouts...hit .258 against left-handed pitching, .258 against right-handers...had a .278 batting average with 13 home runs and 48 RBI in 64 games before the All-Star Break...then hit .238 with six home runs and 37 RBI in 64 games after the break...batted .288 at home compared to .226 on the road...appeared exclusively at third base on defense where he led Midwest League third baseman with 39 errors...batted clean-up a team-leading 101 times...had his first of two 12-game hitting streaks from April 9 to 28...went 18-for-47 (.383) with five doubles, three home runs and 11 RBI during the streak...hit .310 overall in April...hit safely in 11 consecutive games from May 25 to June 3 (18-for-44, .409)...belted a grand slam and drove in a season-high four runs in the second game of a doubleheader June 9 at Burlington...matched his season-high with a 12-game hitting streak from June 14 to 29 (17-for-51, .333)...was named to the Midwest League Midseason All-Star Game and started at third base for the West squad...went 2-for-3...hit safely in 10 straight games from July 17 to 27 (13-for-43, .302), his fourth hitting streak of 10 or more games in 2013...hit two home runs and matched his season-high with four RBI July 24 against Kane County...went 3-for-17 (.177) with a home run and three RBI in five postseason games for the Snappers...was rated as the A's No. 5 prospect by *Baseball America* following the season.

2012—Was named to the Arizona League Postseason All-Star team in his first season in the United States after batting .325 with four home runs and 42 RBI in 42 games with the A's affiliate in the rookie league...tied for second in the league in RBI, ranked third in doubles (18), fifth in slugging (.50), tied for fifth in extra base hits (25), eighth in batting and 10th in on-base percentage (.403)...hit .333 against

left-handed pitching compared to .323 with all four of his home runs against right-handers...batted .367 with runners in scoring position and .364 at home...appeared exclusively at third base on defense (30 games)...went 9-for-14 (.643) with six doubles, a triple, home run, six RBI over a three-game stretch from July 12-15...had three three-hit games including two three-double games over that stretch...had five RBI July 13 against the Diamondbacks...hit three of his four home runs over a five-game stretch from July 13 to 18...went 4-for-9 (.444) with two home runs and six RBI in two postseason games.

2011—Made his professional debut with the A's affiliate in the Dominican Summer League and batted .268 with five home runs and 28 RBI in 53 games...led the team in home runs and tied for the team-lead in RBI...hit .291 against right-handed pitching compared to .167 against left-handers...appeared exclusively at third base on defense where he committed 30 errors in 53 games (.851 fielding percentage)...led DSL third basemen in errors...went 5-for-5 and scored four runs June 30 against the Brewers.

PERSONAL/MISCELLANEOUS

Renato Rafael Nuñez was originally signed by Julio Franco and Juan Carlos Villaneuva.

LIFETIME PLAYING RECORD

Year	Club	AVG.	G	AB	R	H	2B	3B	HR	RBI	SH	SF	HP	BB	SO	SB	CS	SLG	OBP	E
2011	DSL A's	.268	53	194	20	52	12	0	5	28	1	2	4	6	42	1	2	.407	.301	30
2012	AZL A's	.325	42	160	31	52	18	3	4	42	0	3	6	17	32	4	0	.550	.403	7
2013	Beloit	.258	128	508	69	131	27	0	19	85	1	3	5	28	136	2	2	.423	.301	40
2014	Stockton	.279	124	509	75	142	28	3	29	96	0	6	13	34	113	2	0	.517	.336	15
2015	Midland	.278	93	381	62	106	23	0	18	61	0	3	4	28	66	1	0	.480	.332	14
Minor League Totals		.276	440	1752	257	483	108	6	75	312	2	17	32	113	389	10	4	.473	.328	106

CAREER TRANSACTIONS

2010 — Signed by the Oakland Athletics organization as a non-drafted free agent, July 2.

ATHLETICS BIGGEST COMEBACK

On July 20, 2009, the A's set an Oakland record by overcoming an eight-run deficit to win. Trailing Minnesota 12-2 entering the bottom of the third inning, the A's scored three times in the third, twice in the fourth and seven times in the seventh to win 14-13. The all-time Athletics record is also the Major League record, set by the Philadelphia A's on June 15, 1925 against Cleveland. The A's trailed by 12 runs in that game and scored 13 times in the bottom of the eighth to win 17-15.

**FIRST BASEMAN/OUTFIELDER****Height/Weight:** 6-5 / 228**Bats/Throws:** Left / Right**Birthdate:** March 29, 1994**Opening Day Age:** 22**Birthplace/Resides:** Atlanta, Georgia / Lilburn, Florida**Major League Service:** None**Obtained:** Selected as a compensation pick following the 1st round of the 2012 First-Year Player Draft**Contract Status:** First year of a one-year contract through 2016**NON-ROSTER INVITEE****CAREER HIGHLIGHTS**

Was selected by the A's following the first round of the 2012 First-Year Player Draft as compensation for the loss of free agent David DeJesus...is a .250 hitter with 86 home runs and 310 RBI in 455 games in four professional seasons...has walked 313 times to fuel a .372 on-base percentage...was a *Baseball America* Minor League All-Star in 2014 after leading the minors in walks (117) and ranking third in home runs (37)...ranked second in the minors with 105 walks in 2015...played for Mesa in the Arizona Fall League in 2014...named to the 2015 All-Star Futures Game...was rated as the A's No. 6 prospect by *Baseball America* prior to the 2016 season, No. 3 prior to 2015 and No. 10 prior to 2013.

2015 HIGHLIGHTS

Made his Double-A debut with Midland and spent the entire season with the RockHounds, batting .249 with 17 home runs and 75 RBI in 133 games...added 105 walks for a .388 on-base percentage...ranked second in all of minor league baseball in walks to teammate Colin Walsh (124)...had career highs in doubles (37), stolen bases (5), hit by pitches (6) and sacrifice flies (8) but his home runs and RBI were the lowest of this three full seasons...tied for the Texas League lead in intentional walks (6), ranked second in walks, tied for second in extra base hits (54) and strikeouts (139), third in doubles, RBI and on-base percentage, fourth in runs (82), tied for fourth in home runs, fifth in games and tied for ninth in hit by pitches...ranked second in the A's farm system in walks and on-base percentage, tied for second in extra base hits, third in doubles, tied for third in RBI, fourth in runs and home runs, eighth in slugging percentage (.438) and ninth in total bases (204)...named to the Texas League Midseason All-Star Team and the All-Star Futures Game...hit .260 (88-for-338) against right-handed pitching compared to .219 (28-for-128) against left-handers...had a .217 batting average during the first half, .281 in the second half...batted .286 with 11 home runs and 48 RBI at home, .211 with six home runs and 27 RBI on the road...hit .282 with runners in scoring position but that marked dropped to .167 with RISP and two outs...belted 11 of his 17 home runs with runners on base...seven came in the fifth inning...appeared in 62 games at first base, 59 in right field and two at third base...made three errors as a first baseman (.995 fielding percentage) and four as an outfielder (.974)...also had 11 outfield assists, which tied for fourth in the TL...batted .211 in 11 games at designated hitter...hit in every spot in the order from third through seventh...saw hit most action with 44 games hitting cleanup and 43 batting sixth...reached base safely via hit or walk in 116 of his 133 games...was rated as the A's sixth best prospect by *Baseball America* following the season.

MIDLAND: Got off to a fast start as he hit .276 with six home runs, 16 RBI and 18 walks (.442 on-base percentage) over his first 18 games through April 28...his six April home runs were his most for any month...went 3-for-5 April 13 against Arkansas, his first of five three-hit games in 2015...reached base safely in 21 consecutive games from April 20 to May 12...hit .240 with a .404 on-base percentage during the streak...that included a nine-game hitting streak from April 23 to May 1 (11-for-32, .344)...then went 28-for-148 (.189) with one home run and 15 RBI over a 44-game stretch from May 2 to June 18...had his first of four two-double games June 3 at Tulsa...singled and walked a season-high four times in five plate appearance June 14 against Frisco...started at designated hitter for the South All-Stars in the Texas League All-Star Game at Corpus Christi June 30 and went 0-for-4...went 1-for-2 for the United States team in the All-Star Futures Game at Cincinnati July 12...had his only two homer game of the season and collected a season-high five RBI July 27 at Frisco...reached base safely in each of his final 20 regular season games beginning Aug. 15...hit .309 with a .453 on-base percentage over that span...

that included a season-high and season-ending 10-game hitting streak beginning Aug. 28 (14-for-32, .438)...hit .281 with 20 RBI in August, his best single-month totals in 2015...batted .185 with a home run and four RBI in seven postseason games for the Texas League Champion RockHounds.

CAREER

2014—Was named to the California League Postseason All-Star Team after batting .262 with 37 home runs and 98 RBI in 138 games...added 117 walks for a .404 on-base percentage...the walks were the most in all of the minor leagues and the home runs were third best behind Kris Bryant (43) and Joey Gallo (42)...also ranked third in the minors in runs (111), fifth in total bases (278) and tied for sixth in extra base hits (69)...was named to the *Baseball America* Minor League All-Star Team...led the Cal League in home runs, runs, walks, extra base hits and total bases, tied for the lead in games, ranked third in RBI and on-base percentage, sixth in slugging percentage (.543), tied for sixth in strikeouts (137) and 10th in doubles (31)...topped the A's farm system in home runs, RBI, runs, walks, extra base hits, total bases and slugging percentage, ranked second in on-base percentage, fifth in doubles and sixth in hits (134)...his 37 home runs were third best by an A's farmhand since the club moved to Oakland in 1968...fell two short of the record of 39 set by Adam Piatt in 1999 and matched by Chris Carter in 2008...was batting .233 with 15 home runs and 36 RBI in 68 games at the All-Star Break...then hit .288 with 22 home runs and 61 RBI in 70 games after the break...batted .265 with 30 of his 37 home runs against right-handed pitching compared to .252 against left-handers...16 of his 37 home runs came with runners on base...had a .318 batting average and .421 on-base percentage when leading off an inning...hit .262 at home, .262 on the road...batted .239 with runners in scoring position...appeared in 107 games at first base, eight in right field and one in left field...led CL first basemen in fielding percentage (.993)...also hit .198 in 22 games as the designated hitter...batted third in the order 90 times...hit .301 with nine home runs and 19 RBI in 22 games batting clean-up...reached base safely in 21 consecutive games from May 8 to 29...hit .296 with a .436 on-base percentage during the streak...had his first of four two-homer games May 13 against San Jose...had three two-homer games over a nine-game stretch from June 19 to 27...was 14-for-36 (.389) with 14 runs, three doubles, eight home runs and 15 RBI over that span...went 5-for-6 with a double, two home runs and five RBI June 19 against Bakersfield...one of the home runs was a grand slam...added two more two-homer games in June on the 22nd against Bakersfield and the 26th at Bakersfield...hit 10 home runs in June, which tied for second most in the minors...added six doubles for a .726 slugging percentage...batted .318 with 38 runs, 13 doubles, nine home runs and 30 RBI over his final 38 games beginning July 24...had a season-best nine-game hitting streak from July 30 to Aug. 7...went 16-for-36 (.444) with 14 runs scored, four doubles, three home runs and eight RBI...walked a season-high four times Aug. 29 at Modesto...posted single-month bests in batting (.313) and RBI (25) in August...went 3-for-7 (.429) with two doubles, two walks and a RBI in two postseason games for Stockton...then played for Mesa in the Arizona Fall League following the season and hit .257 with four home runs and eight RBI in 11 games...added 10 walks for a .435 on-base percentage...was named to the AFL Top Prospects Team at first base and played in the AFL Fall Stars Game...was rated by *Baseball America* as the No. 3 prospect in the A's farm system.

2013—Spent the entire season at Single-A Beloit where he hit .225 with 23 home runs and 93 RBI in 134 games...added 72 walks for a .326 on-base percentage...ranked second in the Midwest League in home runs and RBI, third in extra base hits (55), fifth in walks and tied for 10th in doubles (32)...also tied for the league lead in games and ranked second in strikeouts (148)...was named to ML Midseason All-Star Team...ranked second in the A's farm system in home runs, RBI and extra base hits, tied for fourth in doubles, seventh in walks and ninth in total bases (209)...hit .241 against right-handed pitching compared to .180 against left-handers...had a .287 average with runners in scoring position, including .373 with RISP and two outs...appeared in 127 games at first base and was named the best defensive first baseman in the ML by *Baseball America*...led league first basemen in games, total chances (1220), put-outs (1109) and assists (102) and tied for the lead in double plays (97)...committed nine errors for a .993 fielding percentage...saw his most playing time with 87 games batting fifth in the order...batted .429 with four home runs and 16 RBI over a 16-game stretch from April 25 to May 10...hit safely in a season-high nine consecutive contests from June 29 to July 7...went 11-for-28 (.393) with two home runs and nine RBI during the hitting streak...had his first of two two-homer games Aug. 11 at Burlington...added a season-high four RBI...was named Midwest League Player of the Week for the week of Aug. 19-25 after going 11-for-29 (.379) with eight runs scored, five doubles, five home runs, 12 RBI and four multiple hit games in seven games...started the week by matching his season high with three hits Aug. 19 against Wisconsin...homed and collected three RBI in three consecutive games from Aug. 19 to 21...

had his second two-homer game of the season Aug. 21 at Kane County...finished August with 10 home runs and 30 RBI in 28 games...tied for second in all of minor league baseball in home runs in August...went 1-for-16 (.063) with a double, RBI and four walks in five postseason games for the Snappers.

2012—Began his professional career with the A's affiliate in the Arizona Rookie League and hit .282 with eight home runs and 41 RBI in 46 games before he was promoted to Short Season Single-A Vermont Sept. 1...went 3-for-11 (.273) with a home run and four RBI in four games with the Lake Monsters and batted .282 with nine home runs and 45 RBI in 50 games overall...ranked second in the Arizona League in home runs and fourth in doubles (16) and RBI...hit .283 with eight of his nine home runs and 36 of his 45 RBI against right-handed pitching compared to .278 against left-handers...had a .308 average with runners in scoring position and two outs...appeared in 40 games at first base and one at catcher...saw his most action with 41 games batting fourth in the order...went 4-for-5 with two doubles, a home run, four RBI and four runs scored in his professional debut June 24 at the Indians...homed in each of his first two games...hit safely and drove in a run in each of his first five contests, going 9-for-20 (.450) with three home runs and 10 RBI...batted .329 with 10 doubles, three home runs and 22 RBI over his first 19 games...had a season-best 10-game hitting streak from Aug. 12 to 25...went 14-for-39 (.359) with three home runs and 12 RBI during the streak...homed in his first game with Vermont Sept. 2 against Tri-City...was named the A's No. 10 prospect by *Baseball America* following the season.

PERSONAL/MISCELLANEOUS

Matthew Kent Olson was originally signed by A's scout Matt Ranson...graduated from Parkview High (GA) School in 2012...was drafted 47th overall as compensation for the loss of free agent David DeJesus.

LIFETIME PLAYING RECORD

Year	Club	AVG.	G	AB	R	H	2B	3B	HR	RBI	SH	SF	HP	BB	SO	SB	CS	SLG	OBP	E
2012	AZL A's	.282	46	177	29	50	16	1	8	41	0	2	2	16	46	0	0	.520	.345	3
	Vermont	.273	4	11	3	3	0	0	1	4	0	1	1	3	4	0	0	.545	.438	0
2013	Beloit	.225	134	481	69	108	32	0	23	93	0	3	2	72	148	4	3	.435	.326	9
2014	Stockton	.262	138	512	111	134	31	1	37	97	0	0	5	117	137	2	0	.543	.404	7
2015	Midland	.249	133	466	82	116	37	0	17	75	0	8	6	105	139	5	1	.438	.388	7
Minor League Totals		.250	455	1647	294	411	116	2	86	310	0	14	16	313	474	11	4	.479	.372	26

CAREER TRANSACTIONS

2012 — Selected by the Oakland Athletics organization as a compensation pick (47th selection overall) following the 1st round of the First-Year Player Draft.

LEFT-HANDED PITCHER**Height/Weight:** 6-2 / 172**Bats/Throws:** Left / Left**Birthdate:** August 17, 1991**Opening Day Age:** 24**Birthplace/Resides:** Clinton, Oklahoma / Weatherford, Oklahoma**Major League Service:** None**Obtained:** Selected in the 2nd round of the 2013 First-Year Player Draft**Contract Status:** First year of a one-year contract through 2016**NON-ROSTER INVITEE****CAREER HIGHLIGHTS**

Was the A's second round selection in the 2013 draft but did not pitch in his first professional season after undergoing "Tommy John" surgery...is 7-9 with a 3.09 ERA in 39 games, including 37 starts, as a professional...has walked just 31 batters in 163.0 innings, an average of 1.71 per nine innings...led the A's farm system in ERA (3.43) in 2015...was rated as the A's eighth best prospect by *Baseball America* following the 2014 and 2015 seasons.

2015 HIGHLIGHTS

Started the year at Single-A Stockton and was 2-4 with a 3.82 ERA in 14 games, including 12 starts, when he was promoted to Double-A Midland July 2...went 5-2 with a 3.06 ERA in 13 starts with the RockHounds and combined for a 7-6 record and a 3.43 ERA in 27 games, including 25 starts...led the A's farm system in ERA and tied for third in strikeouts (106)...walked just 27 batters in 126.0 innings, an average of 1.93 per nine innings...allowed a .265 opponents batting average, including .249 (43-for-173) against left-handed hitters compared to .274 (84-for-307) against right-handers...surrendered nine of his 11 home runs to righties...yielded a .243 batting average and 10 of his 11 home runs with the bases empty, .300 with runners on...opponents hit .310 with runners in scoring position and two outs...was 0-1 with a 5.63 ERA in his two relief appearances, both of which came with Stockton in games started by an Oakland pitcher on a rehab assignment...tossed 5.0 innings or fewer in each of his 27 games, allowed one run or fewer 16 times and walked one batter or fewer 21 times...logged a season-high 5.0 innings 20 times...was rated as the A's eighth best prospect by *Baseball America* following the season.

MINORS: With Stockton, he was 2-0 with a 1.61 ERA and .182 opponents batting average in five starts at home compared to 0-4 with a 5.08 ERA and .314 opponents average in nine games, seven starts, on the road...allowed one run or fewer in six of his first seven outings but was just 1-0 with a 2.08 ERA over that span...the only win came in his seventh appearance during that stretch when he allowed one run in 5.0 innings May 16 against Modesto...yielded a season-high eight runs on a season-high 10 hits in a season-low 2.0 innings May 21 at Bakersfield...then tossed 5.0 scoreless innings and allowed just one hit in each of his next two starts on May 27 against Lancaster and June 1 against Lake Elsinore...that was part of a 12.0-inning scoreless streak from May 27 to June 7...had his only losing streak of the season when he went 0-3 with a 5.68 ERA over his final four games with Stockton...struck out a season-high seven batters in his final start with the Ports June 25 at Inland Empire...was transferred to Midland July 2 and tossed exactly 5.0 innings in each of his first 11 starts...walked a season-high three batters July 8 at Arkansas (also Aug. 9 at Corpus Christi and Aug. 27 against Corpus Christi)...went 1-0 with a 2.70 ERA over his first two Double-A starts but then compiled a 2-2 record and a 4.89 ERA over his next seven starts from July 13 to Aug. 15...won back-to-back starts for the only time July 20 at Corpus Christi and July 25 against San Antonio...tossed 5.0 scoreless innings Aug. 21 at Tulsa to begin a season-ending stretch where he went 2-0 with a 0.00 ERA over his final four starts...finished the season with a 20.2-inning scoreless streak dating back to the fifth inning of his Aug. 15 start against Tulsa...was not on the postseason roster for Midland.

CAREER

2014—Did not pitch until June 23 as he continued his recovery from July 9, 2013 "Tommy John" surgery...made his professional debut with the A's affiliate in the Arizona Rookie League and went 0-2 with a 1.64 ERA in seven starts before he was transferred to Single-A Vermont Aug. 6...went 0-1 with a 2.40

ERA in five starts with the Lake Monsters...was a combined 0-3 with a 1.95 ERA in 12 starts overall... did not pitch more than four innings in any start and did not qualify for any wins...struck out 53 batters and walked just four for a strikeout-to-walk ratio of 13.25...averaged 12.89 strikeouts per nine innings and 0.98 walks...did not surrender a home run in 37.0 innings...allowed a .219 opponents batting average, including .179 against left-handed hitters compared to .235 against right-handers...yielded a .186 batting average with the bases empty, .275 with runners on...had a 0.75 ERA in the first two innings, a 2.77 ERA in the third and fourth...tossed exactly 3.0 innings in 11 of his 12 starts...the one exception was July 17 at the Angels when he allowed four runs, one earned, in 4.0 innings...did not walk a batter in eight of his 12 starts and issued just one free pass in the other four outings...had four starts with no runs and six with one...his season high was four in 4.0 innings July 17 at the Angels...made his professional debut against the Giants June 23 (3.0 ip, 2 h, 1 r, 1 er, 4 so)...struck out a season-high eight batters in 3.0 scoreless innings at the Padres July 6...promoted to Vermont Aug. 6 and walked just one while striking out 22 in 15.0 innings over five starts...was rated as the A's eighth best prospect by *Baseball America* following the season.

2013—Was the A's second round selection in the 2013 First-Year Player Draft but spent the entire season on the disabled list...was added to the Vermont disabled list July 1 and underwent "Tommy John" surgery on his left elbow July 9.

PERSONAL/MISCELLANEOUS

Dillon Ray Overton was originally signed by A's scout Yancy Ayres...is married, Morgan...graduated from Weatherford High School in Oklahoma...attended the University of Oklahoma...named to the All-Big 12 Second Team as a junior in 2013 and was honorable mention in 2011 and 2012...was a 2011 *Collegiate Baseball* Freshman All-American.

LIFETIME PITCHING RECORD

Year	Club	W	L	ERA	G	GS	CG	SHO	SV	IP	H	R	ER	HR	HB	BB	IBB	SO	WP	BK
2013	Vermont	(Injured — did not pitch)																		
2014	AZL Athletics	0	2	1.64	7	7	0	0	0	22.0	19	8	4	0	2	3	0	31	0	0
	Vermont	0	1	2.40	5	5	0	0	0	15.0	11	4	4	0	1	1	0	22	0	0
2015	Stockton	2	4	3.82	14	12	0	0	0	61.1	62	29	26	7	3	12	0	59	1	0
	Midland	5	2	3.06	13	13	0	0	0	64.2	65	22	22	4	0	15	0	47	1	0
Minor League Totals		7	9	3.09	39	37	0	0	0	163.0	157	63	56	11	6	31	0	159	2	0

CAREER TRANSACTIONS

2013 — Selected by the Oakland Athletics organization in the 2nd round of the First-Year Player Draft.

**RIGHT-HANDED PITCHER****Height/Weight:** 6-1 / 195**Bats/Throws:** Right / Right**Birthdate:** November 24, 1988**Opening Day Age:** 27**Birthplace/Resides:** Fort Wayne, Indiana / Fort Wayne, Indiana**Major League Service:** 4 years**Observed:** Acquired from the Arizona Diamondbacks with Ryan Cook and Collin Cowgill for Trevor Cahill, Craig Breslow and cash considerations, December 9, 2011**Contract Status:** First year of a one-year contract through 2016**CAREER HIGHLIGHTS**

Was acquired by the A's from Arizona in a five-player trade following the 2011 season and is 25-16 with a 3.73 ERA in 61 starts in two seasons with Oakland from 2012-13...has pitched in just four minor league games over the last two seasons due to two surgeries, including his second "Tommy John" surgery March 24, 2014...the other time was Oct. 28, 2009...had a 19-start unbeaten streak in 2013, which was the longest by an A's pitcher since Lefty Grove in 1931...tied with fellow rookie Tommy Milone for the team lead in wins in 2012 (13), with both setting an Oakland record for wins by a rookie...was rated as the Diamondbacks' top prospect by *Baseball America* in three consecutive seasons from 2009-11 prior to being listed as number four entering the 2012 season...was listed as the A's top prospect by the magazine for 2012...made his Major League debut with Arizona in 2011...pitched in the All-Star Futures Game in 2009.

2015 HIGHLIGHTS

Began his rehab from March 24, 2014 Tommy John surgery on April 23 but made just four starts before re-injuring the elbow May 8...started his rehab assignment with Single-A Stockton and went 1-1 with a 5.19 ERA in two starts...struck out eight and did not walk a batter in 8.2 innings...was transferred to Triple-A Nashville May 3 and went 1-0 with a 6.30 ERA in two starts with the Sounds...combined for a 2-1 record and a 5.79 ERA in his four starts...struck out 15 and walked two in 18.2 innings...tossed 5.2 innings in his final start May 8 against Round Rock...allowed five runs on 10 hits in 5.2 innings for the win...left the game early with the elbow injury...underwent season-ending surgery May 19 with Dr. James Andrews at the Andrews Institute in Gulf Breeze, Fla...his previous revised ulnar collateral ligament did not need repairing and the avulsed medial epicondyle fracture was cleaned up and repaired.

CAREER

2014—Had no decisions and a 10.61 ERA in three spring training starts before it was announced he would undergo Tommy John surgery for the second time in his career...was placed on the 60-day disabled list March 20 and had the surgery March 24...the surgery was performed by Dr. James Andrews in the Andrews Institute in Pensacola, Florida...also had Tommy John surgery Oct. 28, 2009 while a member of the Arizona Diamondbacks organization.

2013—Went 12-8 with a 3.97 ERA in 32 starts in his second season with the A's after going 13-8 with a 3.47 ERA in 29 starts as a rookie in 2012...walked 63 batters for the second consecutive season, which also led the A's for the second straight year...also led the A's in runs allowed (92) and tied for the team lead in games started and hit batters (7)...surrendered 25 home runs, which more than doubled his 2012 total of 11...struck out 134 batters for an average of 6.12 per nine innings, which was sixth lowest in the American League...had a strikeout-to-walk ratio of 2.13, which was also sixth lowest...averaged the sixth fewest pitches per game (93.5) and the seventh fewest pitches per inning (15.2)...tied for second in sacrifice hits allowed (8) after tying for first in 2012 (7)...tied for fifth in no decisions (12)...went 2-6 with a 5.76 ERA, .294 opponents batting average and 11 home runs allowed over his first 10 starts, 9-0 with a 2.59 ERA, .205 opponents average and eight home runs allowed over his next 18 starts from May 28 to Sept. 4 and 1-2 with a 7.40 ERA, .299 opponents average and six home runs allowed over his final four starts...tied for fourth in the AL in wins from May 28 to Sept. 4 and had the fifth lowest ERA...allowed a .242 opponents batting average, which included a .221 mark against right-handed hitters compared to .257 against left-handers...the mark against righties was seventh lowest in the AL...opponents hit .219 with runners in scoring position, which ranked ninth in the AL...now has a

.214 (64-for-299) opponents average with RISP in his career...the opponents one and two hitters batted a combined .337 off him but he held the three, four and five hitters to a .193 average...including .167 against the cleanup hitter, which was third lowest in the AL and fourth lowest in Oakland history (min. 162.0 ip)...has allowed a .202 (102-for-505) combined average to the three, four and five hitters in his career...the number nine hitter batted .324 in 2013, which was fifth highest in the AL...surrendered 18 of his 25 home runs on the road, which tied for third most in the AL...17 of the home runs he allowed were solo shots as are 25 of the 36 he has allowed in his career...was 9-3 with a 3.87 ERA in 15 starts on four days rest, 3-5 with a 4.08 ERA in 17 starts on five days rest or more...had a 6-6 record before the All-Star Break compared to 6-2 after the break...is now 11-10 in his career before the break, 14-6 after the break...went 1-0 with a 1.69 ERA in two interleague starts...received two runs of support or fewer in 13 of the 20 games in which he took the loss or had a no decision...went 3-8 in 16 starts with two runs of support or fewer, 9-0 in 16 starts with three runs or more...is now 20-0 in 30 career starts with run support of three or more...is 24-2 in 40 starts with run support of two or more...left a start with a lead four times only to have the bullpen blow the save (July 6 and 23, Aug. 30, Sept. 10)...committed four errors, which were the most among AL pitchers and tied for second most in the majors...went 0-4 with an 8.10 ERA and .374 opponents batting average over his first five starts from April 2 to 25...the losing streak was the longest of his career...allowed a career-high eight runs on a career-high tying nine hits in 3.1 innings in a 10-1 loss to Detroit April 14...finished April with a 1-4 record, a 7.36 ERA and .350 opponents batting average in six starts...the losses matched the most in Oakland history by a pitcher in the month of April (12th time)...the ERA was the fifth highest April ERA in Oakland history among pitchers with 25 or more innings pitched and the opponents batting average was fourth highest among pitchers with 100 or more batters faced...yielded a career-high four home runs in 5.0 innings in a 7-3 loss at Cleveland May 6...had a streak of 16 consecutive starts with six hits or fewer and three innings pitched or more from May 11 to August 9...that was the second longest such streak by an A's pitcher since at least 1916 (20, Trevor Cahill, May 5-Aug. 14, 2010)...allowed a .192 opponents batting average during the streak...went 9-0 with a 2.61 ERA and .209 opponents batting average over a 19-start from May 28 to Sept. 10...the winning streak was a career-high, tied for third longest in the AL in 2013 and tied for eighth longest in Oakland history...the 19-start unbeaten streak was the longest by an A's pitcher since Lefty Grove had a 21-start streak without a loss from April 22-August 19, 1931 (had 10 relief appearances during the streak, including one loss)...had a seven-start streak from May 28 to June 29 where he allowed five hits or fewer and two walks or fewer...that matched the longest such streak by an Athletics starting pitcher since at least 1916 (Alan Wirth, May 6-Sept. 15, 1978)...had a streak of 11 consecutive outings with five hits or fewer and three innings or more from May 28-July 28, which matched the longest streak by an Athletic since at least 1916 (Rich Harden, April 9, 2006-April 15, 2007)...had a streak of six consecutive no decisions from June 23 to July 28, which matched the longest by an Athletics starter since at least 1916 (fourth time, last: Carlos Reyes, June 10-July 17, 1994)...had a 3.50 ERA and .191 opponents batting average during the streak...the A's lost five of the six games...left his June 29 start against St. Louis after 3.2 innings with tightness in his right hamstring but did not miss any time...went 3-0 with a 2.08 ERA and .169 opponents batting average in six starts in June...had the lowest opponents batting average in the AL in June and ranked third in ERA...is now 6-1 with a 2.13 ERA (17 er in 72.0 ip) in 11 career starts in June...issued a career-high seven walks in 5.0 innings July 28 against Los Angeles (AL)...tossed his first career complete game Aug. 19 against Seattle, an eight-hitter in the A's 2-1 win in Oakland...did not walk a batter and struck out eight...it came in his 55th career start, his 54th as an Athletic...the 53 consecutive starts without a complete game is the fourth longest streak in Oakland history...the complete game was part of a three-game streak from Aug. 14-24 where he tossed eight innings or more and allowed one run or fewer, matching the longest such streak by an A's pitcher since 1980...tossed a career-high 117 pitches for his 10th win of the season, a 2-1 A's win at Baltimore Aug. 24...went 4-0 with a 2.23 ERA in six starts in August...it marked the first four-win month of his career...tied for second in the AL in wins in August and ranked fourth in ERA...allowed a career-high tying eight runs in 4.1 innings for the loss Sept. 16 against Los Angeles (AL) and went 1-2 with a 9.20 ERA over his final three starts...won his only ALDS start against the Tigers, a 6-3 A's win in Game 3 at Detroit (5.0 ip, 5 h, 3 r, 3 er, 1 bb, 1 so).

2012—Was one of three players acquired from Arizona in the Trevor Cahill trade during the offseason and went 13-8 with a 3.47 ERA in 29 starts...tied with fellow rookie Tommy Milone for the team lead in wins as they both set an Oakland record for wins by a rookie...the previous mark of 12 was held by Chris Codioli (1983) and Joe Blanton (2005)...had the most wins by an Athletics rookie since Harry Byrd won 15 games for the 1952 Philadelphia A's en route to Rookie of the Year honors...the A's be-

came the first team since the 1952 Brooklyn Dodgers to have two rookies win 13 or more games (Joe Black 15, Billy Loes 13)...it was the second time in Oakland history the A's had two rookie 10-game winners...the other time was in 2009 (Anderson 11, Cahill 10)...with Milone making 31 starts, this was the third time in Oakland history the A's had two rookies with 20 or more starts (Keough and Johnson in 1978; Anderson and Cahill in 2009)...led the A's with 140 strikeouts, which was the third best mark by a rookie in Oakland history and the fourth best in Athletics history...his 29 starts were 10th most by an Oakland rookie...tied for second among American League rookies in wins, ranked fourth in strikeouts and innings pitched (181.1) and tied for fourth in starts...his ERA was the lowest among AL rookies with 130 or more innings, his .619 winning percentage was second best and his .248 opponents batting average was third best...his winning percentage was 10th best among all AL pitchers...allowed just 11 home runs in 181.1 innings, an average of 0.55 per nine innings...that was the second lowest mark in the AL and third lowest in the majors...had a .358 opponents slugging percentage, which was sixth lowest in the AL...eight of the 11 home runs he allowed were solo shots...tied for first in the AL in sacrifice hits allowed (7), tied for third in sacrifice flies (8), ranked fifth in stolen bases against (21) and tied for sixth in wild pitches (10)...went 5-3 with a 2.46 ERA and .209 opponents batting average over his first 13 starts, 2-4 with a 6.15 ERA and .309 opponents average over a seven-start stretch from July 7 to Aug. 14 and 6-1 with a 3.00 ERA and .252 opponents average over his final nine starts...had eight wins after the All-Star Break, which tied for third in the AL...allowed a .248 opponents batting average, including .247 against left-handed hitters and .248 against right-handers...opponents hit .215 with runners in scoring position, which ranked fourth lowest in the AL...yielded a .173 batting average to the number three hitter in the order, which was fourth lowest in the AL...had the fifth lowest home ERA in the AL (2.61) and the fourth lowest day ERA (2.64)...received one run of support or fewer in 11 of his 29 starts and was 0-8 with a 5.03 ERA in those starts...went 13-0 with a 2.65 ERA in 18 starts with support of two runs or more...was recalled from Sacramento April 25 and had a no decision in his A's debut that day, a 5-4, 14-inning win over Chicago in Oakland...shut out the White Sox over the first six innings to extend his career-opening scoreless streak to 11.2 innings...Balfour allowed a run in the ninth inning for the blown save, the first of four times relievers blew a save in one of his starts...earned his first Major League win in his next start at Boston May 1, allowing one run in 6.2 innings...Norberto recorded the save, marking the first time A's pitchers recorded their first win and save in the same game since Joe Klink saved Steve Chitren's victory Sept. 30, 1990 at Texas...had a career-high 18.0 inning scoreless streak from May 23 to June 4...capped that streak by tossing 8.0 shutout innings in a 12-1 victory over Texas June 4...yielded just one hit, a Young single to lead off the eighth inning...struck out a career-high nine batters June 27 at Seattle...was 3-1 with a 2.18 ERA and .174 opponents batting average in five starts in June...the batting average was second lowest in the AL...allowed one run July 2 at Boston, the 10th time in his first 14 career starts he allowed one run or fewer...according to the Elias Sports Bureau, he is just the second pitcher since 1900 to allow one run or fewer in 10 of his first 14 starts...the other is Ferdie Schupp, who did it for the New York Giants from 1913-17 (Schupp had relief appearances over that span)...went 4-0 with a 2.65 ERA and .228 opponents batting average over his final five starts beginning Sept. 10...tied the Oakland rookie record for wins by winning his final start, the A's playoff-clinching 4-3 win over Texas Oct. 1...went 0-2 with a 4.26 ERA in two ALDS starts against the Tigers, both against Justin Verlander...started Game 1 in Detroit, a 3-1 loss...at the age of 23 years, 317 days, he became the fifth youngest pitcher in Oakland history to start a postseason game...also started Game 5, a 6-0 loss...went 1-0 with a 2.18 ERA in four starts with Sacramento...allowed a .275 opponents batting average, including .271 against right-handed hitters...opponents were 4-for-29 (.138) with RISP.

2011—Spent the entire season at Double-A Mobile, earning a promotion to Arizona after the BayBears won the Southern League Championship...was selected by the Diamondbacks Sept. 19 and made one regular season start in his Major League debut...faced Los Angeles (NL) Sept. 27 and had a no decision in Arizona's 7-6, 10-inning win (5.2 ip, 4 h, 0 r, 1 bb, 9 so)...retired the first seven batters he faced, including a strikeout of Jerry Sands with one out in the first inning, his first big league strikeout...left the game with no score...also made one postseason appearance in the NLDS against Milwaukee, a relief outing in Game 4 (0.1 ip, 2 h, 1 r, 1 bb)...was 11-8 with a 3.79 ERA in 26 starts for Mobile...tied for second in the Southern League in wins, ranked third in opponents batting average (.236) and fifth in ERA...was third in the Diamondbacks farm system in wins and fifth in strikeouts (112)...his opponents batting average included a .209 mark against right-handed hitters...allowed a .188 average to hitters leading off an inning...was 6-2 with a 2.84 ERA after the All-Star Break...as a hitter, he went 9-for-32 (.281) with a walk and three strikeouts...his start April 11 at Carolina was his first since July 30, 2009...allowed a season-high eight runs in 3.2 innings for the loss...did not allow a home run over his final

18 starts, 94.2 innings pitched and 384 batters faced...went 4-0 with a 1.93 ERA in six starts in July...went 1-0 with a 1.50 ERA (12.0 ip, 9 h, 2 r, 2 er, 3 bb, 12 so, 1 hr) in two postseason starts...was rated as Arizona's fourth-best prospect by *Baseball America* following the season...was also rated as having the best slider in the organization...was later tabbed as the A's number one prospect following the trade.

2010—Missed the entire season after undergoing Tommy John surgery performed by Dr. James Andrews Oct. 28, 2009...rated by *Baseball America* as the D-backs' top prospect and the 33rd-best in baseball despite his injury...was also rated as having the best fastball and slider...saw his first game action in over a year while participating in the D-backs' instructional league camp in Tucson in September and October...reached 97 mph while pitching 2.0 innings against a Rockies instructional league team Oct. 7 at Chase Field.

2009—Entered the season rated by *Baseball America* as the 29th-best prospect in baseball and the No. 6 prospect among right-handed starters...started the season with Single-A Visalia and was promoted to Double-A Mobile April 27...named the organization's Pitcher of the Month for June after going 1-1 with a 2.70 ERA and .212 opponents average...named to the Southern League Midseason All-Star team...also named to the All-Star Futures Game...was on the disabled list from June 14-23 with a right wrist contusion...made his final start July 30 before being shut down for the remainder of the season with a strained right elbow.

2008—Finished second among Single-A South Bend pitchers with 12 wins and 117 strikeouts and third with 117.2 innings pitched...named to the Midwest League Midseason All-Star team...made his professional debut April 11 at Quad Cities...collected a season-high 10 strikeouts Aug. 6 vs. Lancaster.

PERSONAL/MISCELLANEOUS

Jarrold B. Parker...graduated from Norwell High School (Ossian, IN)...in 2007, was named Indiana Mr. Baseball, Louisville Slugger State High School Baseball Player of the Year and Gatorade Player of the Year...earned Northeast Hoosier Conference first-team honors in 2006...selected to the United States Junior National Team that played in and won the World Championships in Cuba in 2006.

LIFETIME PITCHING RECORD

Year	Club	W	L	ERA	G	GS	CG	SHO	SV	IP	H	R	ER	HR	HB	BB	IBB	SO	WP	BK
2008	South Bend	12	5	3.44	24	24	0	0	0	117.2	113	56	45	8	7	33	0	117	8	0
2009	Visalia	1	0	0.95	4	4	0	0	0	19.0	12	2	2	0	0	4	0	21	4	0
	Mobile	4	6	3.68	16	16	0	0	0	78.1	82	35	32	2	7	34	0	74	9	0
2010	Mobile	(Injured — did not pitch)																		
2011	Mobile	11	8	3.79	26	26	0	0	0	130.2	112	61	55	7	11	55	0	112	8	3
	ARIZONA	0	0	0.00	1	1	0	0	0	5.2	4	0	0	0	0	1	0	1	0	0
2012	Sacramento	1	0	2.18	4	4	0	0	0	20.2	22	6	5	2	0	6	0	21	0	0
	OAKLAND	13	8	3.47	29	29	0	0	0	181.1	166	71	70	11	3	63	3	140	10	0
2013	OAKLAND	12	8	3.97	32	32	1	0	0	197.0	178	92	87	25	7	63	2	134	7	0
2014	OAKLAND	(Injured — did not pitch)																		
	Stockton	1	1	5.19	2	2	0	0	0	8.2	8	6	5	1	1	0	0	8	0	0
	Nashville	1	0	6.30	2	2	0	0	0	10.0	14	8	7	2	0	2	0	7	1	0
AL Totals		25	16	3.73	61	61	1	0	0	378.1	344	163	157	36	10	126	5	274	17	0
NL Totals		0	0	0.00	1	1	0	0	0	5.2	4	0	0	0	0	1	0	1	0	0
ML Totals		25	16	3.68	62	62	1	0	0	384.0	348	163	157	36	10	127	5	275	17	0

CAREER TRANSACTIONS

2007 — Selected by the Arizona Diamondbacks organization in the 1st round (ninth selection overall) of the First-Year Player Draft. **2011** — Traded to the Oakland Athletics with pitcher Ryan Cook and outfielder Collin Cowgill for pitchers Trevor Cahill and Craig Breslow and cash considerations, December 9. **2014** — On the disabled list, March 20 to October 29. **2015** — On the disabled list, April 4 to November 2, included rehabilitation assignments to Stockton, April 23 to May 2, and Nashville, May 3 to 8.

DIVISION SERIES RECORD

Year	Club/Opp	W	L	ERA	G	GS	CG	SHO	SV	IP	H	R	ER	HR	HB	BB	IBB	SO	WP	BK
2011	ARI vs. MIL	0	0	27.00	1	0	0	0	0	0.1	2	1	1	0	0	1	0	0	0	0
2012	OAK vs. DET	0	2	4.26	2	2	0	0	0	12.2	14	7	6	1	1	2	0	11	2	0
2013	OAK vs. DET	1	0	5.40	1	1	0	0	0	5.0	5	3	3	0	0	1	0	1	0	0
Totals		1	2	5.00	4	3	0	0	0	18.0	21	11	10	1	1	4	0	12	2	0

VS. THE AMERICAN LEAGUE

2015	CAREER													
ERA	W	L	S	G	IP	ER	vs. TEAM	ERA	W	L	S	G	IP	ER
—	0	0	0	0	0.0	0	Baltimore	5.33	2	1	0	4	25.1	15
—	0	0	0	0	0.0	0	Boston	1.77	2	0	0	3	20.1	4
—	0	0	0	0	0.0	0	Chicago	1.37	2	0	0	3	19.2	3
—	0	0	0	0	0.0	0	Cleveland	4.50	2	1	0	3	18.0	9
—	0	0	0	0	0.0	0	Detroit	10.00	0	2	0	2	9.0	10
—	0	0	0	0	0.0	0	Houston	1.17	0	0	0	2	15.1	2
—	0	0	0	0	0.0	0	Kansas City	3.50	0	1	0	3	18.0	7
—	0	0	0	0	0.0	0	Los Angeles	5.05	2	3	0	8	46.1	26
—	0	0	0	0	0.0	0	Minnesota	2.63	2	0	0	4	24.0	7
—	0	0	0	0	0.0	0	New York	1.50	1	0	0	3	24.0	4
—	0	0	0	0	0.0	0	Oakland	—	0	0	0	0	0.0	0
—	0	0	0	0	0.0	0	Seattle	5.19	3	3	0	7	43.1	25
—	0	0	0	0	0.0	0	Tampa Bay	3.55	0	2	0	4	25.1	10
—	0	0	0	0	0.0	0	Texas	2.93	6	1	0	7	46.0	15
—	0	0	0	0	0.0	0	Toronto	3.46	1	0	0	2	13.0	5

VS. THE NATIONAL LEAGUE

2015	CAREER													
ERA	W	L	S	G	IP	ER	vs. TEAM	ERA	W	L	S	G	IP	ER
—	0	0	0	0	0.0	0	Arizona	10.80	0	1	0	1	5.0	6
—	0	0	0	0	0.0	0	Colorado	0.00	1	0	0	1	7.0	0
—	0	0	0	0	0.0	0	Los Angeles	0.00	0	0	0	1	5.2	0
—	0	0	0	0	0.0	0	St. Louis	0.00	0	0	0	1	3.2	0
—	0	0	0	0	0.0	0	San Francisco	5.40	1	1	0	3	15.0	9

MONTHLY BREAKDOWN

2015	CAREER													
ERA	W	L	S	G	IP	ER	by MONTH	ERA	W	L	S	G	IP	ER
—	0	0	0	0	0.0	0	April	6.31	1	4	0	7	35.2	25
—	0	0	0	0	0.0	0	May	3.38	3	4	0	11	66.2	25
—	0	0	0	0	0.0	0	June	2.13	6	1	0	11	72.0	17
—	0	0	0	0	0.0	0	July	4.69	3	1	0	9	55.2	29
—	0	0	0	0	0.0	0	August	3.35	6	3	0	12	80.2	30
—	0	0	0	0	0.0	0	September	3.74	5	3	0	11	67.1	28
—	0	0	0	0	0.0	0	October	4.50	1	0	0	1	6.0	3

PITCHING BREAKDOWN

2015	CAREER													
ERA	W	L	S	G	IP	ER	by CATEGORY	ERA	W	L	S	G	IP	ER
—	0	0	0	0	0.0	0	Home	3.33	13	9	0	34	216.0	80
—	0	0	0	0	0.0	0	Away	4.13	12	7	0	28	168.0	77
—	0	0	0	0	0.0	0	Day	3.60	10	5	0	22	135.0	54
—	0	0	0	0	0.0	0	Night	3.72	15	11	0	40	249.0	103
—	0	0	0	0	0.0	0	Pre-ASG	3.53	11	10	0	33	199.0	78
—	0	0	0	0	0.0	0	Post-ASG	3.84	14	6	0	29	185.0	79
—	0	0	0	0	0.0	0	Starter	3.68	25	16	0	62	384.0	157
—	0	0	0	0	0.0	0	Reliever	—	0	0	0	0	0.0	0

BALLPARK BREAKDOWN

	ERA	W	L	S	G	IP	ER
Angel Stadium of Anaheim	2.61	1	0	0	2	10.1	3
AT&T Park	27.00	0	1	0	1	2.0	6
Camden Yards	4.85	1	0	0	2	13.0	7
Chase Field	5.06	0	1	0	2	10.2	6
Coors Field	0.00	1	0	0	1	7.0	0
Fenway Park	1.35	1	0	0	1	6.2	1
Globe Life Park in Arlington	3.60	2	1	0	3	20.0	8
Kauffman Stadium	4.91	0	1	0	2	11.0	6
Minute Maid Park	1.29	0	0	0	1	7.0	1
O.co Coliseum	3.42	13	9	0	33	210.1	80
Progressive Field	8.10	1	1	0	2	10.0	9
Rogers Centre	4.50	1	0	0	1	6.0	3
Safeco Field	5.11	2	1	0	4	24.2	14
Target Field	3.00	1	0	0	3	18.0	6
Tropicana Field	2.92	0	1	0	2	12.1	4
U.S. Cellular Field	2.57	1	0	0	1	7.0	2
Yankee Stadium	1.13	0	0	0	1	8.0	1

FIELDING STATISTICS

Pitcher							
Year	Pct.	G	PO	A	E	TC	DP
2011	1.000	1	0	1	0	1	0
2012	.889	29	9	15	3	27	2
2013	.897	32	14	21	4	39	0
Totals	.896	62	23	37	7	67	2

PARKER'S CAREER BESTS

Low Hit Complete Game: 8, August 19, 2013 vs. Seattle
Innings Pitched: 9.0, August 19, 2013 vs. Seattle
Strikeouts: 9, June 27, 2012 at Seattle
Pitches: 117, August 24, 2013 at Baltimore
Longest Winning Streak: 9, May 28, 2013 to September 4, 2013
Longest Losing Streak: 4, April 2 to 25, 2013
Longest Scoreless Streak: 18.0, May 23 to June 4, 2012



CATCHER

Height/Weight: 5-10 / 230 **Bats/Throws:** Right / Right
Birthdate: February 12, 1988 **Opening Day Age:** 28
Birthplace/Resides: Terre Haute, Indiana / Noblesville, Indiana
Major League Service: 1 year, 114 days
Obtained: Acquired from the Chicago White Sox with Chris Bassitt, Rangel Ravelo and Marcus Semien for Jeff Samardzija and Michael Ynoa, December 9, 2014
Contract Status: First year of a one-year contract through 2016

CAREER HIGHLIGHTS

Spent his first full seasons in the majors with Oakland in 2015 and hit .249 with nine home runs and 34 RBI in 73 games...batted .207 with seven home runs and 29 RBI in 76 games in parts of two seasons with Chicago (AL) from 2013-14 and is a .227 career hitter in 149 games...was originally drafted by the White Sox as a compensation pick following the first round of the 2009 draft and is a .266 hitter with 67 home runs and 279 RBI in 486 games in six seasons in the minors...has tossed out 29-of-93 (31.2%) attempted base stealers at the major league level and 189-of-432 (43.8%) as a minor leaguer...was named to the International League Postseason All-Star team in 2014...was selected to the Triple-A All-Star Team and the All-Star Futures Game in 2013 but did not play following a July 5 promotion to Chicago...was a MiLB Rawlings Gold Glove Award winner at Charlotte in 2012.

2015 HIGHLIGHTS

Spent the entire season with Oakland before his season ended in mid-September due to a concussion... hit .249 with nine home runs and 34 RBI in 73 games...batted .305 over his first 32 games through June 26...then hit .208 over his final 41 contests...started 40 of the A's 41 games against a left-handed starting pitcher before his concussion...also made 22 starts against right-handers...hit .276 (32-for-116) against lefties, .220 (24-for-109) against righties...his career splits are .267 (46-for-172) with a .471 slugging percentage against left-handers, .204 (60-for-294) with a .340 slugging percentage against right-handers...appeared exclusively at catcher on defense where he made 62 starts...tossed out 17-of-45 (37.8%) attempted base stealers, which was the third best percentage in the American League among catchers with 60 or more games caught...using the same minimum, it was the best by an A's catcher since Mike Macfarlane tossed out 24-of-60 (40.0%) in 79 games in 1999...has now thrown out 29-of-93 (31.2%) in his career...had 53 assists and his average of 0.88 assists per nine innings was second best in Oakland history among catchers with 60 or more games (Jim Essian, 0.90 in 1978)...committed just two errors for a .996 fielding percentage...batted .344 with five of his nine home runs with runners on base compared to .178 with the bases empty...hit .306 with runners in scoring position, including .400 with RISP and two outs...belted six of his nine home runs at home...had a .284 batting average with two outs...hit .218 against a pitcher the first time he saw him in a game, .276 the second time and .324 after that...batted .193 with a .220 on-base percentage when leading off an inning...started games at every spot in the order except the first three...hit seventh 18 times and eighth 17 times...batted .333 when hitting eighth.

OAKLAND: Got off to a slow start as he hit .219 with no extra base hits and three RBI over his first 11 games through May 9...then batted .349 with 12 RBI over a 20-game stretch from May 10 to June 24...14 of his 22 hits were for extra bases (eight doubles, one triple, five home runs)...tossed out three attempted base stealers May 26 against Detroit as part of a 13-game stretch from May 15 to June 16 where he threw out 9-of-13 (69.2%) attempted base stealers...had a career-high tying five game hitting streak from May 28-June 7 (also Aug. 22-26, 2013)...went 10-for-19 (.526) with four doubles, a triple and four multiple hit games during the streak...matched his career high with three hits May 29 against New York (AL)...finished May with a .303 batting average, which was the best single-month mark of his career...then hit four home runs in a month for the first time in his career in June...matched his best single-month RBI total with 11 in June...collected his first career triple June 4 at Detroit...equaled his career best with two doubles June 7 at Boston...had four home runs and eight RBI over a seven-game stretch from June 12 to 24...was batting .305 as late as June 26 but went 3-for-25 (.120) over his next eight games through July 18 to fall to .267...was hitting .262 at the end of August but then batted .176 in September, which was the lowest single-month mark of his career...scored a career-high three runs Sept.

15 at Chicago (AL)...went 1-for-4 with a double Sept. 17 at Chicago (AL)...that was his final game before he was hit in the head with a bat during batting practice the next day at Houston...was scratched from the game and missed the remainder of the season with a concussion.

CAREER

2014—Spent the entire season at Triple-A Charlotte before being promoted to Chicago (AL) Sept. 2... hit .216 with three home runs and seven RBI in 11 games with the White Sox...added two doubles and five of his eight hits were for extra bases...hit .222 against right-handed pitching compared to .200 against left-handers...both of his hits off lefties were home runs...batted .333 with all three of his home runs at home, .105 on the road...went 0-for-10 with runners in scoring position...started 10 games at catcher and committed one error in 11 games overall behind the plate (.989 fielding percentage)...tossed out 2-of-8 (25.0%) attempted base stealers...went 0-for-11 over his first four games before singling to lead off the seventh inning Sept. 16 at Kansas City...that snapped a career-high 0-for-35 streak dating back to Sept. 18, 2013...went 6-for-11 (.545) with three multiple hit games in three games against Kansas City from Sept. 25-28...hit all three of his home runs and drove in five of his seven runs in that series...had his first career two-homer game Sept. 27 against the Royals...was named to the International League Postseason All-Star team after batting .274 with 23 home runs and 75 RBI in 107 games with Charlotte...had minor league career highs in runs (69), hits (115), doubles (30), triples (4), home runs, RBI, extra base hits (57), hit by pitches (8) and sacrifice flies (7) and matched his high in walks (31)...ranked second in the IL in extra base hits, third in home runs and slugging percentage (.530), sixth in total bases (222), tied for sixth in runs and RBI and tied for eighth in hit by pitches...ranked second in the White Sox farm system in home runs and extra base hits, third in slugging, fourth in total bases, sixth in runs and RBI and ninth in doubles...hit .320 with 17 home runs and 49 RBI at home, .233 with six home runs and 26 RBI on the road...batted .276 against right-handed pitching compared to .271 against left-handers...13 of his 23 home runs came with runners on base...tossed out 41-of-94 (43.6%) attempted base stealers, which was the best percentage in the IL...also led IL catchers in games (105), total chances (893), putouts (799), assists (86) and passed balls (14)...in addition to catcher, he also went 0-for-3 in two games as the designated hitter...hit third 54 times, fifth 27 times and clean-up 26 times...had his best batting average with a .340 mark in the five spot...connected for his first home run May 6 against Lehigh Valley and homered 23 times over his final 86 games...batted .300 over his first 16 games through April 26...had a season-high four hits May 29 at Columbus...had a 17-game hitting streak from June 30 to July 24...went 34-for-76 (.447) with five home runs, 20 RBI, 20 runs scored and 11 multiple hit games during the streak, which tied for fourth longest in the IL...played in the Triple-A All-Star Game for the International League and went 1-for-2 with a run scored...hit .354 in 23 games in July...was named IL Player of the Week for the period of Aug. 4-10 after going 9-for-16 (.563) with three doubles, three home runs and 13 RBI...11 of the RBI came over a two-game stretch as he drove in six runs Aug. 6 against Gwinnett and five Aug. 7 against Pawtucket...had his lone two-homer game of the season in the latter contest...had three straight three-hit games from Aug. 5-7 (9-for-12, .750).

2013—Appeared in 65 games with the White Sox after he was recalled from Triple-A Charlotte July 5... started 59 of 80 games after joining the Sox...batted .261 against left-handers and .255 at U.S. Cellular Field...threw out 25.0% (10-of-40) of attempted basestealers...was recalled from Charlotte July 5 and made his debut that night at Tampa Bay, going 1-for-3 with two RBI (first hit and RBI off Jeremy Hellickson)...hit his first career home run July 7 at the Rays (off David Price), becoming the first Sox player since Miguel Olivo Sept. 15, 2002 at the Yankees homer within his first two career games (source: Elias)...hit a solo home run July 8 vs. the Cubs, becoming the first rookie in franchise history to record a RBI in each of his first three career games and fourth Sox player to homer in his first at-bat at U.S. Cellular Field...joined Magglio Ordonez as the only players in team history to homer in consecutive games within their first three career contests...hit a go-ahead grand slam in the sixth inning July 11 at Detroit...became the first player in Sox history to hit a grand slam within his first five career games and record eight RBI in his first five games (source: Stats, Inc)...joined Ordonez (1997) and Zeke Bonura (1934) as the only players in franchise history to hit three homers over their first five games (source: Stats, Inc)...entered the game at second base in the 13th inning in the second game of a doubleheader July 13 at Philadelphia...was selected to the Triple-A All-Star Team and the U.S. Team at the All-Star Futures Game at Citi Field but did not play due to his promotion...ranked among the International League leaders in slugging percentage (2nd, .597), OPS (3rd, .966) and average (6th, .316) at the time of his promotion...threw out 40.7% (24-of-59) of attempted basestealers...entered the season ranked by *Baseball America* as the No. 18 Prospect in the Sox organization and the top catcher.

2012—Batted .266 with six home runs and 48 RBI in 102 games with Triple-A Charlotte...won his first career MiLB Rawlings Gold Glove Award...led International League catchers with a .996 fielding percentage as he committed just three errors in 96 games...also led IL catchers in games, total chances (834) and putouts (772)...tossed out 46.2% (30-of-65) of attempted basestealers, which was second best in the IL...was named to the IL Midseason All-Star Team...hit five home runs in 122 at bats against left-handed pitching, one in 272 at bats against right-handers...batted .361 during the day...hit .382 in April...compiled a 13-game hitting streak from April 13 to 30 (22-for-53, .415)...belted five of his six home runs over an 11-game span from Aug. 13 to 31...went 15-for-44 (.341) with five home runs and 14 RBI over his last 13 games...hit .346 (9-for-26) with a double, two homers and four RBI in seven postseason games.

2011—Combined to hit .242 with 25 doubles, two triples, nine home runs, 56 RBI and 52 runs scored in 116 games between Double-A Birmingham and Triple-A Charlotte...threw out 43.2% (35-of-81) of attempted basestealers...led Southern League catchers in total chances (676), putouts (620) and passed balls (16)...tossed out 29-of-67 (43.3%) attempted base stealers, which ranked third in the SL...homered twice and drove in four runs April 21 against Mississippi...went 4-for-4 with a home run and seven RBI June 2 against Chattanooga...was batting .241 with seven home runs and 41 RBI in 77 games when he was moved up to Charlotte July 14...hit .241 in 22 games with the Knights before he was sent back to Birmingham Aug. 15...went 3-for-20 (.150) in five postseason games for the Barons.

2010—Was limited to just 48 games due to Idiopathic Thrombocytopenic Purpura (ITP), a rare autoimmune disorder that lowers platelet count...combined to hit .284 with five home runs and 26 RBI in 48 games with Advanced Rookie Bristol, Single-A Winston-Salem and Double-A Birmingham...threw out 46.3% (19-of-41) of attempted basestealers...appeared in six games before being placed on the disabled list due to illness April 16...played in five games with Bristol before returning from his rehabilitation assignment June 27...was on the disabled list due to the illness for a second time from July 6 to 29...was promoted to the Barons Aug. 16...underwent offseason surgery to remove his spleen.

2009—Made his professional debut with Single-A Kannapolis and batted .224 with nine home runs and 33 RBI in 52 games...threw out 57.6 percent (30-of-52) of attempted basestealers...hit .391 with runners in scoring position and two outs...went 3-for-4 in his professional debut June 28 at Hickory...was 1-for-8 (.125) with a RBI in two postseason games.

PERSONAL/MISCELLANEOUS

Joshua Aaron Phegley was originally signed by White Sox scout Mike Shirley...was selected as a supplemental pick following the first round of the 2009 draft as compensation for the loss of free agent Orlando Cabrera...is married, Jessica...has a daughter, Stella...attended Indiana University...was a First-Team All-Big Ten selection as a junior after hitting .344 with a team-leading 17 home runs and 66 RBI...was named a semifinalist for the Johnny Bench and Golden Spikes Awards...was a unanimous preseason All-American...was named the preseason Big Ten Player of the Year by Rivals.com...finished second in the nation with a .438 average as a sophomore...was named a Second-Team All-American by Collegiate Baseball News, the American Baseball Coaches Association and the National Collegiate Baseball Writers of America...is a 2007 graduate of Terre Haute (Ind.) North High School...was named Indiana's Mr. Baseball in 2006.

LIFETIME PLAYING RECORD

Year	Club	AVG	G	AB	R	H	2B	3B	HR	RBI	SH	SF	HP	BB	SO	SB	CS	SLG	OBP	E
2009	Kannapolis	.224	52	196	27	44	9	0	9	33	1	2	4	11	40	1	1	.408	.277	7
2010	Winston-Salem	.292	25	89	16	26	3	0	3	12	1	2	0	7	22	0	0	.427	.337	2
	Bristol	.200	5	15	1	3	1	0	0	1	0	0	1	2	4	0	0	.267	.333	0
2011	Birmingham	.292	18	72	7	21	4	0	2	13	3	1	1	2	22	0	0	.431	.316	1
	Birmingham	.242	94	364	43	88	21	2	7	50	0	3	4	23	61	1	2	.368	.292	5
2012	Charlotte	.241	22	79	9	19	4	0	2	6	1	0	2	8	18	0	0	.367	.326	0
	Charlotte	.266	102	394	40	105	22	1	6	48	0	3	4	20	60	3	0	.373	.306	3
2013	Charlotte	.316	61	231	39	73	18	1	15	41	0	5	7	15	38	1	1	.597	.368	3
	CHICAGO (AL)	.206	65	204	14	42	7	0	4	22	2	2	0	5	41	2	0	.299	.223	5
2014	Charlotte	.274	107	419	69	115	30	4	23	75	2	7	8	31	72	0	1	.530	.331	8
	CHICAGO (AL)	.216	11	37	4	8	2	0	3	7	0	1	0	0	11	0	0	.514	.211	1
2015	OAKLAND	.249	73	225	27	56	16	1	9	34	0	1	3	14	51	0	0	.449	.300	2
ML Totals		.227	149	466	45	106	25	1	16	63	2	4	3	19	103	2	0	.388	.260	8

CAREER TRANSACTIONS

2009 — Selected by the Chicago White Sox organization as a compensation pick following the first round of the First-Year Player Draft. **2014** — Traded to the Oakland Athletics with pitcher Chris Bassitt and infielders Rangel Ravelo and Marcus Semien for pitchers Jeff Samardzija and Michael Ynoa, December 9.

VS. THE AMERICAN LEAGUE

2015		CAREER								
AVG.	AB	H	HR	RBI	vs. TEAM	AVG.	AB	H	HR	RBI
.250	8	2	0	1	Baltimore	.214	14	3	0	1
.556	9	5	0	1	Boston	.400	15	6	0	1
.267	15	4	1	2	Chicago	.267	15	4	1	2
.167	6	1	0	0	Cleveland	.226	31	7	0	3
.167	6	1	0	0	Detroit	.182	55	10	1	9
.238	21	5	1	3	Houston	.212	33	7	1	4
.000	8	0	0	0	Kansas City	.163	49	8	3	7
.261	23	6	2	4	Los Angeles	.261	23	6	2	4
.286	7	2	1	4	Minnesota	.190	42	8	1	4
.500	12	6	0	1	New York	.333	30	10	0	3
—	0	0	0	0	Oakland	.000	3	0	0	0
.148	27	4	0	4	Seattle	.148	27	4	0	4
.308	13	4	1	3	Tampa Bay	.241	29	7	2	7
.296	27	8	2	6	Texas	.324	34	11	3	8
.250	12	3	0	1	Toronto	.188	16	3	0	1

VS. THE NATIONAL LEAGUE

2015		CAREER								
AVG.	AB	H	HR	RBI	vs. TEAM	AVG.	AB	H	HR	RBI
.200	5	1	0	0	Arizona	.200	5	1	0	0
—	0	0	0	0	Atlanta	.429	7	3	0	1
—	0	0	0	0	Chicago	.333	3	1	1	1
.000	4	0	0	0	Colorado	.000	4	0	0	0
.167	12	2	0	0	Los Angeles	.167	12	2	0	0
—	0	0	0	0	Philadelphia	.333	9	3	0	1
.167	6	1	1	1	San Diego	.167	6	1	1	1
.250	4	1	0	1	San Francisco	.250	4	1	0	1

MONTHLY BREAKDOWN

2015		CAREER								
AVG.	AB	H	HR	RBI	by MONTH	AVG.	AB	H	HR	RBI
.261	23	6	0	1	April	.261	23	6	0	1
.303	33	10	1	3	May	.303	33	10	1	3
.277	47	13	4	11	June	.277	47	13	4	11
.243	37	9	1	8	July	.228	101	23	4	19
.235	51	12	1	6	August	.217	129	28	2	12
.176	34	6	2	5	September	.195	133	26	5	17

BATTING BREAKDOWN

2015		CAREER								
AVG.	AB	H	HR	RBI	by CATEGORY	AVG.	AB	H	HR	RBI
.250	116	29	6	18	Home	.258	236	61	11	33
.248	109	27	3	16	Away	.196	230	45	5	30
.228	92	21	4	15	Day	.228	158	36	7	26
.263	133	35	5	19	Night	.227	308	70	9	37
.269	119	32	5	18	Pre-ASG	.264	148	39	8	27
.226	106	24	4	16	Post-ASG	.211	318	67	8	36
.276	116	32	5	17	vs. LHP	.267	172	46	8	22
.220	109	24	4	17	vs. RHP	.204	294	60	8	41
.306	49	15	1	19	RISP	.259	108	28	2	40
.000	2	0	0	0	Bases Loaded	.286	7	2	1	10
.250	8	2	0	1	Pinch Hitter	.200	10	2	0	1
—	0	0	0	0	Designated Hitter	—	0	0	0	0

BALLPARK BREAKDOWN

	AVG.	AB	H	HR	RBI
Angel Stadium	.273	11	3	1	1
AT&T Park	.250	4	1	0	1
Camden Yards	.182	11	2	0	1
Chase Field	.200	5	1	0	0
Citizens Bank Park	.333	9	3	0	1
Comerica Park	.069	29	2	1	6
Dodger Stadium	.200	5	1	0	0
Fenway Park	.385	13	5	0	1
Globe Life Arlington	.353	17	6	2	6
Kauffman Stadium	.105	19	2	0	2
Minute Maid Park	.333	3	1	0	0
O.co Coliseum	.250	116	29	6	18
PETCO Park	.000	4	0	0	0
Progressive Field	.176	17	3	0	1
Rogers Centre	.250	4	1	0	0
Safeco Field	.100	10	1	0	1
Target Field	.130	23	3	0	1
Tropicana Field	.190	21	4	1	4
U.S. Cellular Field	.267	131	35	5	16
Yankee Stadium	.214	14	3	0	3

FIELDING STATISTICS

Catcher

YEAR	PCT.	G	PO	A	E	TC	DP	PB
2013	.989	64	415	29	5	449	4	8
2014	.989	11	75	13	1	89	1	2
2015	.996	68	454	53	2	509	3	5
Totals	.992	143	944	95	8	1047	8	15

Second Base

YEAR	PCT.	G	PO	A	E	TC	DP
2013	—	1	0	0	0	0	0
Totals	—	1	0	0	0	0	0

PHEGLEY'S CAREER BESTS

Hits: 3 (three times), last: May 29, 2015 vs. New York (AL)

Home Runs: 2, September 27, 2014 vs. Kansas City

Runs Batted In: 4, July 11, 2013 vs. Detroit

Stolen Bases: 1 (twice), last: September 24, 2013 at Cleveland

Hitting Streak: 5 (twice), last: May 28 to June 7, 2015

Hitless Streak (At Bats): 35, September 18, 2013 to September 16, 2014

Game Ending RBI: 1, August 24, 2013 vs. Texas (single)

Grand Slams: 1, July 11, 2013 at Detroit (Anibal Sanchez).

Pinch-Hit Home Runs: None.

Inside-The-Park Home Runs: None.

Lead Off Home Runs: None.

**INFIELDER****Height/Weight:** 6-2 / 197**Bats/Throws:** Right / Right**Birthdate:** March 29, 1992**Opening Day Age:** 24**Birthplace/Resides:** Richmond, Virginia / Poquoson, Virginia**Major League Service:** None**Obtained:** Selected in the Competitive Balance Round B of the 2013 First-Year Player Draft**Contract Status:** First year of a one-year contract through 2016**NON-ROSTER INVITEE****CAREER HIGHLIGHTS**

Was a Competitive Balance Round selection in the 2013 draft and is a .289 hitter with 31 home runs and 149 RBI in 253 games in three professional seasons in the A's farm system...has played in 159 games at shortstop, 76 at second base and five at third base...was named Texas League Player of the Year and the A's Organizational Hitter of the Year in 2015 at Midland...played in the Arizona Fall League in 2015 and was named to the AFL Top Prospects Team...was rated as the A's seventh best prospect by *Baseball America* following the 2015 season.

2015 HIGHLIGHTS

Was named Texas League Player of the Year and the A's Organizational Hitter of the Year after batting .317 with 15 home runs and 86 RBI in 117 games with Double-A Midland...led the TL in RBI and total bases (232), ranked second in batting and slugging (.486), third in hits (151) and OPS (.847), tied for third in hit by pitches (8), fifth in doubles (32), tied for fifth in extra base hits (49), sixth in on-base percentage (.361), seventh in runs (71) and tied for eighth in home runs...was a TL Midseason and Postseason All-Star...had career-highs in every category except triples, stolen bases and slugging percentage...led the A's farm system in batting, ranked second in RBI, third in slugging and total bases, fourth in hits, fifth in home runs, tied for fifth in extra base hits, sixth in doubles and on-base percentage and seventh in runs...hit .352 (44-for-125) against left-handed pitching compared to .304 (107-for-352) against right-handers...slammed seven of his 15 home runs against lefties and slugged .640 against lefties compared to .432 against righties...batted .361 during the day, .332 after the All-Star Break, .327 with runners in scoring position and .324 on the road...was 7-for-22 (.318) with two home runs and 25 RBI with the bases loaded...had a .371 batting average in June, .336 in July and .333 in August...appeared exclusively at shortstop on defense and led TL shortstops in games (112), total chances (474), putouts (181), assists (267), double plays (61) and errors (26)...had a .945 fielding percentage...also hit .250 in five games at designated hitter...hit in each of the first six spots in the batting order...saw his most action in the five spot where he batted .348 with 10 home runs and 47 RBI in 65 games...had 42 multiple hit games...was rated as the A's seventh best prospect by *Baseball America* following the season.

MIDLAND: Homered in each of his first two games of the season but hit just .204 over his first 14 contests through April 24...followed that by hitting safely in each of his next seven games from April 25 to May 2 (11-for-29, .379) to improve to .269...batted .190 (8-for-42) over his next 12 games to fall to .242...then went 19-for-45 (.422) with seven multiple hit games over a 10-game stretch from May 17 to 27...went 4-for-5 with a grand slam May 22 at Corpus Christi...it was his first of five four-hit games (June 4 at Tulsa, July 21 at Corpus Christi, July 25 against San Antonio and Aug. 18 at Springfield) and his first of two grand slams (Aug. 5 against Frisco)...compiled a 13-game hitting streak from May 30 to June 24...hit .397 with a home run and 15 RBI during the streak...had an 18-game hitting streak from July 6 to 25, which tied for the longest hitting streak in the TL in 2015...went 30-for-73 (.411) with three home runs and 19 RBI during the streak...went 0-for-5 July 26 against San Antonio and then hit safely in 16 consecutive games from July 27 to Aug. 13...hit .338 during the second streak and batted .362 with 36 RBI while hitting safely in 34 of 35 games from July 6 to Aug. 13...had a 21-game road hitting streak from July 8 to Aug. 21, which was the longest in the TL (33-for-97, .340)...went 2-for-4 July 16 against San Antonio to lift his average from .299 to .302...his average would not dip below .300 the rest of the season...went 4-for-5 with a home run and a season-high five RBI July 25 against San Antonio...hit two home runs Aug. 4 against Frisco and homered in three consecutive games from Aug. 4-6...went

7-for-13 (.538) with a double, four home runs and 11 RBI over that span, which included a season-high tying five RBI Aug. 6 at Corpus Christi...the streak lifted his average to a season-high .324...went 2-for-13 (.154) with a double and RBI in three postseason games with the RockHounds before going on the disabled list Sept. 12 with a strained left hamstring...missed the remainder of the playoffs...played for Mesa in the Arizona Fall League following the season and hit .235 with four home runs and nine RBI in 13 games...tied for fourth in the AFL in home runs...had two home runs and four RBI in his first game Oct. 13 at Glendale...played in the AFL Fall Stars Game and was named to the AFL Top Prospects Team at second base.

CAREER

2014—Spent his first full professional season at Single-A Stockton and hit .288 with 13 home runs and 55 RBI in 94 games...had career highs in doubles (32), triples (5), stolen bases (12), slugging percentage (.489) and extra base hits (50)...tied for eighth in the California League in doubles...ranked fourth in the A's farm system in doubles, fifth in slugging, tied for fifth in triples, sixth in batting, seventh in extra base hits and eighth in total bases (197)...batted .307 against left-handed pitching compared to .283 against right-handers...hit .335 with a .580 slugging percentage at home, .236 with a .387 slugging percentage on the road...belted 11 of his 47 home runs in the first half, two in 47 games in the second half...10 of his 13 home runs were solo shots...batted .286 with the bases empty, .289 with runners on...had 21 RBI over his first 23 games through April 29, 14 RBI over his next 54 games through Aug. 12 and 20 RBI over his final 17 games starting Aug. 13...appeared in 76 games at second base, 14 at shortstop and three at third base...committed 14 errors as a second baseman for a .960 fielding percentage...also made one error each at shortstop and third base...batted .308 as a second baseman, .205 at all other positions...hit in every spot in the order except first and eighth...saw his most action with 54 games batting second...had six home runs and 14 RBI in 13 games hitting sixth...had a season-high 10-game hitting streak from April 6 to 15 (18-for-42, .429)...homered in three consecutive games from April 10-12 (four home runs total), giving him five home runs over his first nine games...also had at least three hits in each of those contests, including April 12 against Visalia when he went 4-for-4 with two home runs and three RBI...it was his first of two four-hit games (Aug. 15 against San Jose)...stole a season-high two bases April 26 against High Desert...had three straight three-hit games from April 29 to May 1 (9-for-13, .692)...hit .324 with seven of his 13 home runs and 21 of his 55 RBI in 24 games in April...was batting .298 with 11 home runs and 30 RBI in 55 games when he was placed on the disabled list July 1 with a sprained right ankle...was reinstated July 14 and hit .273 with two home runs and 25 RBI in 39 games following his return...batted .327 in 12 games in July...hit safely and drove in a run in six consecutive games from Aug. 13 to 18...went 13-for-29 (.448) with five doubles, a home run, 12 RBI and four multiple hit games over that stretch...collected a season-high four RBI Aug. 28 against Bakersfield...went 2-for-8 (.250) with a RBI in two postseason games.

2013—Made his professional debut with Vermont of the Short-Season New York/Penn League and batted .200 with three home runs and eight RBI in 42 games...hit .214 with two home runs in 28 at bats against left-handed pitching compared to .196 with one home run in 112 at bats against right-handers...batted .235 with all three of his home runs at home...hit .364 in the ninth inning...committed eight errors in 33 games at shortstop for a .944 fielding percentage...also made one error in two games as a third baseman...batted fifth (18 games), sixth (14) and third (10) in the order...went 0-for-4 in his professional debut June 19 at Tri-City...then homered the next day against Connecticut for his first professional hit...was batting .167 with two home runs and four RBI in 18 games when he was placed on the disabled list July 23 with a strained left oblique...was reinstated Aug. 9 and hit .225 with a home run and four RBI in 24 games following his return.

PERSONAL/MISCELLANEOUS

Chadwick Hudson Pinder was originally signed by A's scout Neil Avent...graduated from Poquoson (VA) High School...attended Virginia Tech University...as a junior in 2013, was selected to the Blacksburg Regional All-Tournament Team, ACC All-Tournament Team, and All-ACC first team...also earned All-ACC Academic Team honors in 2011 and 2012.

LIFETIME PLAYING RECORD

Year	Club	AVG	G	AB	R	H	2B	3B	HR	RBI	SH	SF	HP	BB	SO	SB	CS	SLG	OBP	E
2013	Vermont	.200	42	140	14	28	4	0	3	8	0	3	6	12	41	1	0	.293	.286	9
2014	Stockton	.288	94	403	61	116	32	5	13	55	1	2	8	22	99	12	9	.489	.336	16
2015	Midland	.317	117	477	71	151	32	2	15	86	4	5	8	28	103	7	5	.486	.361	26
Minor League Totals		.289	253	1020	146	295	68	7	31	149	5	10	22	62	243	20	14	.461	.340	51

CAREER TRANSACTIONS

2013 — Selected by the Oakland Athletics organization in the Competitive Balance Round B of the First-Year Player Draft.

COLISEUM FIRSTS

Game: April 17, 1968

Final Score: Baltimore 4, Oakland 1

Winning Pitcher: Dave McNally

Losing Pitcher: Lew Krausse

Attendance: 47,233

First Victory: April 18, 1968

Final Score: Oakland 4, Baltimore 3

Winning Pitcher: Paul Lindblad

Losing Pitcher: Gene Brabender

Batter: Curt Blefary, Baltimore
(walked by Lew Krausse)

A's Batter: Bert Campaneris (popped out to second baseman Davey Johnson)

Hit: Boog Powell (Home run off Lew Krausse, 2nd inning, Apr. 17)

A's Hit: Rick Monday (Home run off Dave McNally, 6th inning, Apr. 17)

Run: Boog Powell (Home run off Lew Krausse, 2nd inning, Apr. 17)

A's Run: Rick Monday (Home run off Dave McNally, 6th inning, Apr. 17)

Error: Bert Campaneris, SS (ball hit by Frank Robinson, 4th inning, Apr. 17)

Pinch Hit: Tony La Russa (single off Dave McNally, 9th inning, Apr. 17)

Relief Pitcher: Diego Segui (relieved Lew Krausse in 6th inning, Apr. 17)

**INFIELDER****Height/Weight:** 6-1 / 225**Birthdate:** April 24, 1992**Birthplace/Resides:** Havana, Cuba / Miami, Florida**Major League Service:** None**Obtained:** Acquired from the Chicago White Sox with Chris Bassitt, Josh Phegley and Marcus Semien for Jeff Samardzija and Michael Ynoa, December 9, 2014**Contract Status:** First year of a one-year contract through 2016**CAREER HIGHLIGHTS**

Batted .304 with three home runs and 42 RBI in 59 games in the A's farm system in 2015 after hitting .301 with 18 home runs and 222 RBI in 421 games in five seasons in the White Sox organization...is a .302 career hitter in 480 minor league games in six professional seasons...has played in 226 games at first base, two at third base and one in left field over the last three campaigns after appearing in 155 games at third base and six at first base from 2010-12...hit .254 in his first year at Bristol in 2010 but has batted .290 or better in each of his last four seasons...was named to the Southern League Postseason All-Star Team in his Double-A debut at Birmingham in 2014...was rated as the No. 10 Prospect in the White Sox organization by *Baseball America* following the 2014 season.

2015 HIGHLIGHTS

Missed the first half of the season after undergoing surgery on his right wrist during spring training...combined to hit .304 with three home runs and 42 RBI in 59 games with the A's affiliate in the Arizona Rookie League, Double-A Midland and Triple-A Nashville...his batting average included a .340 (51-for-150) mark against right-handed pitchers compared to .219 (14-for-64) against left-handers...hit .255 with the bases empty compared to .352 with runners on base...batted .378 with runners in scoring position...had a .353 batting average and all three of his triples in the first inning...appeared in 34 games at first base and one in left field...also hit .275 with two home runs and 15 RBI in 25 games as the designated hitter...committed two errors, both at first base, for a .994 fielding percentage...hit in every spot in the order except first, eighth and ninth, and saw his most action with 23 games hitting third...began the season on the disabled list at Nashville after undergoing a partial ECU tendon repair March 13...the surgery was performed by Dr. Mark Leber at the Gateway Surgery Center in Phoenix, Ariz...was sent to the A's Arizona Rookie League affiliate June 22 on a rehab assignment and hit .360 with seven RBI in nine games...added seven walks and was hit by a pitch three times for a .543 on-base percentage...reached base safely in all nine games...singled and walked a season-high three times in his first game June 22 against the Giants...was reinstated from the disabled list and transferred to Midland July 11...hit .318 with two home runs and 17 RBI in 22 games...reached base safely in each of his first 10 games with the RockHounds for a 19-game reaching base streak overall...collected his first of four three-hit games July 12 at Northwest Arkansas...had a season-high nine-game hitting streak from July 24 to Aug. 2...went 16-for-41 (.390) with five doubles, a home run and nine RBI during the streak...was transferred to Nashville Aug. 5 and batted .277 with a home run and 18 RBI in 28 games with the Sounds...including .400 over a 14-game stretch from Aug. 13 to 27...capped that stretch by going 3-for-3 with a walk and a season-high three RBI Aug. 27 at Tacoma...matched his RBI total three days later in the second game of a Aug. 30 doubleheader against the Raniers...hit .354 with eight home runs and 38 RBI in 55 games with Lara in the Venezuelan Winter League following the season...added 41 walks for a .480 on-base percentage...led the VWL in on-base percentage, ranked second in slugging (.562) and walks, third in batting, fifth in RBI and tied for fifth in home runs.

CAREER

2014—Made his Double-A debut with Birmingham and spent the entire season with the Barons...batted .309 with 11 home runs and 66 RBI in 133 games...was named to the Southern League Postseason All-Star Team after leading the league in doubles (37)...also ranked second in batting and hits (147), third in total bases (225), tied for third in games, fifth in runs (72), slugging percentage (.473) and on-base percentage (.386), sixth in extra base hits (52), eighth in at bats (476), 10th in RBI and tied for 10th in walks (56) and hit by pitches (9)...had career highs in games, at bats, runs, hits, doubles, triples (4),

home runs, RBI, extra base hits, walks, stolen bases (10), slugging percentage, hit by pitches, sacrifice flies (8) and strikeouts (77)...was named the Barons Player of the Year after leading the team in batting, hits, doubles, RBI, on-base percentage and slugging percentage...batted .379 against left-handed pitching compared to .293 against right-handers...16 of his 33 hits against lefties were for extra bases (13 doubles, one triple, two home runs)...slugged .621 with a 1.066 OPS against lefties, .440 with a .812 OPS against righties...hit .345 with a .420 on-base percentage when leading off an inning...had a .288 average with runners in scoring position, including .265 with RISP and two outs...went 2-for-11 (.182) with the bases loaded...appeared in 108 games at first base and two at third base...committed four errors in 998 total chances at first base for a .996 fielding percentage...made one error in five chances at third base...also batted .309 in 23 games as the designated hitter...saw most of his playing time batting cleanup (112 games)...went 20-for-48 (.417) over a 15-game stretch from April 19 to May 4 to lift his average to .346...had back-to-back three hit games at Chattanooga April 27 and 28...five of the six hits were doubles, including all three on the 27th...hit .364 in 23 games in April...added 17 walks and was hit by a pitch three times for a .506 on-base percentage...had a 26-game hitting streak from June 9 to July 10, which was the longest hitting streak in the SL in 2014 and third longest in Birmingham history...went 39-for-102 (.382) with 11 doubles, two home runs and 17 RBI during the streak...had a league-high 23-game home hitting streak from June 9 to July 27 (34-for-92, .370)...drove in a season-high four runs June 19 at Jacksonville...batted .323 in 25 games in June and then hit .327 in July...stole a season-high two bases July 25 at Jacksonville...was on the suspended list from Aug. 1 to 3...was rated as the No. 10 Prospect in the White Sox organization by *Baseball America* following the season and also rated by the same publication as having the Best Strike-Zone Discipline...played in one game for Escogido in the Dominican Winter League and went 0-for-2.

2013—Combined to hit .299 with 31 doubles, two triples, four home runs and 62 RBI in 101 games with the White Sox Single-A affiliates at Kannapolis and Winston-Salem...added 51 walks for a career-high .388 on-base percentage...ranked sixth among White Sox farmhands in on-base percentage and seventh in batting average (.299)...led Winston-Salem with a .312 average and .393 on-base percentage...batted .305 against right-handed pitching, .367 in day games and .330 batting average with runners in scoring position...went 6-for-12 (.500) with four doubles, two walks and 17 RBI with the bases loaded...batted .307 with a .395 on-base percentage when leading off an inning...played exclusively at first base for the first time in his career and committed six errors in 84 games for a .992 fielding percentage...also batted .258 in 17 games at designated hitter...hit in every spot in the order except first, second and ninth...saw his most action with 51 games batting sixth...began the season at Kannapolis and was batting .226 in 17 games when he was placed on the disabled list April 23 with a laceration on his left hand...was reinstated and transferred to Winston-Salem May 2...went 4-for-5 in two games before returning to the DL May 5 with a laceration on his left thumb...was reinstated May 18...drove in a season-high four runs April 7 at Lakewood, his first of three four-RBI games (June 9 against Wilmington and June 27 against Salem)...hit safely in each of his first 11 games with Winston-Salem, giving him a 12-game hitting streak overall from April 21 to May 28 (20-for-42, .476)...finished May with a .377 batting average and 13 RBI in 15 games...went 13-for-32 (.406) with seven doubles over an eight-game span from June 16 to 27...had 25 RBI in June, which ranked second in the Carolina League...hit .320 with three of his four home runs in 27 games in July.

2012—Spent the entire season with Single-A Kannapolis and hit .290 with two home runs and 39 RBI in 76 games...was named to the South Atlantic League Midseason All-Star Team...batted .391 during the day, .318 at home and .313 against left-handed pitchers...combined for a .327 batting average in April and May...made 54 starts at third base, 16 as the designated hitter and six at first base...batted .313 with both of his home runs in 65 games batting fifth in the order...had a 15-game hitting streak from April 7 to 24 (26-for-59, .441)...went 4-for-4 with a double May 17 against Lexington, his first of two 4-for-4 performances in 2012 (also May 26 at West Virginia)...had three doubles May 18 against Lexington...missed the final two months of the season after being placed on the restricted list July 5.

2011—Began the season in extended spring training before joining rookie Bristol in June...was transferred to Single-A Kannapolis July 18 and combined with both clubs to bat a career-high .338 with 34 RBI in 63 games...committed 11 errors in 59 games at third base for a .942 fielding percentage...had a 20-game hitting streak from July 6 to 30 (33-for-81, .407)...had a season-high five RBI Aug. 30 at Rome.

2010—Hit .254 with a home run and 21 RBI in 48 games in his professional debut with Advanced Rookie Bristol...appeared exclusively at third base on defense where he committed 17 errors in 42 games... singled June 24 against Elizabethton for his first hit...belted his first home run July 15 at Princeton.

PERSONAL/MISCELLANEOUS

Rangel Ravelo was originally signed by White Sox scout Jose Ortega...was named First-Team All-Dade County by the *Miami Herald* at Hialeah (Fla.) High School.

LIFETIME PLAYING RECORD

Year	Club	AVG	G	AB	R	H	2B	3B	HR	RBI	SH	SF	HP	BB	SO	SB	CS	SLG	OBP	E
2010	Bristol	.254	48	173	17	44	9	1	1	21	5	0	0	9	25	0	2	.335	.291	17
2011	Bristol	.384	20	73	10	28	7	1	0	13	0	1	2	2	12	2	0	.507	.410	1
	Kannapolis	.317	43	161	11	51	9	0	0	21	0	0	1	12	19	0	1	.373	.368	10
2012	Kannapolis	.290	76	290	32	84	19	3	2	39	3	7	7	20	38	6	1	.397	.343	15
2013	Kannapolis	.226	17	53	9	12	4	0	0	9	0	1	1	11	11	1	1	.302	.364	0
	Winston-Salem	.312	84	301	43	94	27	2	4	53	1	3	2	40	46	4	1	.455	.393	6
2014	Birmingham	.309	133	476	72	147	37	4	11	66	2	8	9	56	77	10	6	.473	.386	5
2015	Arizona A's	.360	9	25	7	9	3	1	0	7	0	0	3	7	3	1	0	.560	.543	1
	Midland	.318	22	88	13	28	6	1	2	17	0	1	0	9	17	0	1	.477	.378	1
	Nashville	.277	28	101	10	28	5	1	1	18	1	2	1	7	22	0	0	.376	.324	0
Minor League Totals		.302	480	1741	224	525	126	14	21	264	12	23	26	173	270	24	13	.426	.369	56

CAREER TRANSACTIONS

2010 — Selected by the Chicago White Sox organization in the sixth round of the First-Year Player Draft. **2014** — Traded to the Oakland Athletics with pitcher Chris Bassitt, catcher Josh Phegley and infielder Marcus Semien for pitchers Jeff Samardzija and Michael Ynoa, December 9.

OAKLAND A'S YOUNGEST ALL-STARS

20 years, 318 days	Claudell Washington, 1975
21 years, 196 days	Rickey Henderson, 1980
21 years, 350 days	Vida Blue, 1971
22 years, 13 days	Jose Canseco, 1986
22 years, 64 days	Ben Grieve, 1998
22 years, 134 days	Trevor Cahill, 2010
22 years, 232 days	Rick Monday, 1968

**OUTFIELDER****Height/Weight:** 6-2 / 195**Bats/Throws:** Left / Right**Birthdate:** February 19, 1987**Opening Day Age:** 29**Birthplace/Resides:** Savannah, Georgia / Guyton, Georgia**Major League Service:** 5 years, 50 days**Obtained:** Acquired from the Boston Red Sox with Raul Alcantara and Miles Head for Andrew Bailey and Ryan Sweeney, December 28, 2011**Contract Status:** First year of a one-year contract through 2016**CAREER HIGHLIGHTS**

Is a .251 career hitter with 86 home runs and 309 RBI in 671 games in seven seasons with Boston (2009-11) and Oakland (2012-15)...has seen most of his action in his four seasons with the A's, batting .251 with 76 home runs and 272 RBI in 528 games...had 20 home runs and 77 RBI in 149 games in 2015 after combing for 24 home runs and 110 RBI in 223 games from 2013-14...tied the Major League record for home runs over a two-game span with five at Toronto Aug. 9-10, 2013...that included the 14th three-homer game in Oakland history on the 9th...won a Rawlings Gold Glove Award for American League outfielders in 2012...ranked third among AL rookies with a .280 batting average in 87 games with the Red Sox in 2011...was rated as the No. 7 prospect in the Red Sox organization following the 2010 season by *Baseball America* after being ranked No. 3 after 2009, No. 5 following 2008 and No. 10 after 2007.

2015 HIGHLIGHTS

Compiled his best numbers since his first season with the A's in 2012, batting .272 with 20 home runs and 77 RBI in 149 games...had a career-high .333 on-base percentage and his batting average was his best as an Athletic...had the second best totals of his career in nearly every other offensive category including home runs and RBI...struck out just 65 times and his average of 8.95 plate appearances per strikeout was seventh best in the American League and a career best...was 10-for-12 (83.3%) in stolen base attempts and is now 31-for-37 (83.8%) in an Oakland uniform...led the A's in home runs, RBI, slugging (.449), total bases (236) and extra base hits (49)...hit .289 (113-for-391) off right-handed pitching compared to .222 (30-for-135) against left-handers...batted .120 with one extra base hit (triple) off southpaws through June 9...then hit .282 with nine extra base hits (five doubles and four home runs) off lefties from June 10 through the end of the season...went 8-for-12 (.677) with 19 RBI with the bases loaded...ranked second in the AL in batting and slugging (1.083) with the bases loaded and fourth in RBI...matched the Oakland record for batting with the bases loaded (min. 10 PA), set by Josh Donaldson in 2013...had a .136 (6-for-44) career average with the bases loaded entering the season...batted .357 with runners in scoring position and two outs after entering the year with a .185 career average in that situation...also hit .315 when leading off an inning and .302 in the seventh inning or later...tied for sixth in the AL in RBI with two outs (41) and tied for eighth in RBI in the seventh inning or later (29)...ranked 10th in at bats per grounded into double play (75.1) and had the 10th lowest percentage of swings at the first pitch (16.0%)...hit 16 of his 20 home runs at night, 13 on the road and 11 with two outs...made 134 starts in right field, which were the most by an Athletic since Matt Stairs had 139 in 1999...also appeared in one game in center field...committed five errors, which tied for the most among AL right fielders (Choo, TEX and Hunter, MIN)...now has 21 errors over the last four years, which is the most among AL outfielders over that span...is tied for sixth with 35 assists over that stretch...went 4-for-12 (.333) with a walk and two RBI as a pinch hitter...was 4-for-30 (.133) in his career in the pinch entering the season...made a team-leading 70 starts batting third and hit .250 with 13 home runs and 42 RBI in those games...started games at every spot in the order except first and ninth.

OAKLAND: Began the season on the disabled list with a strained right oblique...was placed on the DL retroactive to March 27 and was reinstated April 12 after going 1-for-7 (.143) with a walk and RBI on a two-game rehab assignment with Single-A Stockton...hit safely in each of his first nine home games from April 12 to May 12 (17-for-32, .531)...that matched the longest season-opening home hitting streak in Oakland history (fourth time, last: Jason Giambi in 1998)...had a career-high 12-game hitting streak from April 22 to May 4...went 20-for-41 (.488) with six multiple hit games, 12 runs, three

doubles, a triple, three home runs, 15 RBI, eight walks and just one strikeout during the streak...was named AL Co-Player of the Week for the week of April 27-May 3...shared the honor with Jose Altuve...went 11-for-23 (.478) with eight runs, three home runs and 12 RBI in six games...it was his third weekly honor, the second time he has shared it (Sonny Gray)...hit .368 in April...based on a minimum of 50 plate appearances, it was the best single-month batting average of his career and the sixth best April batting average in Oakland history...upped his average to .389 on May 4 but then hit .220 over his next 24 games through May 29 to fall to .294...matched his career high with four hits May 12 against Boston...it was his fourth career four-hit game, his first since June 16, 2013 vs. Seattle...had the game-ending RBI June 10 against Texas with a fielders choice...it was his fifth career walk-off RBI...homered off Ross Detwiler in the eighth inning June 11, which was his first home run off a left-handed pitcher since Sept. 12, 2013 at Minnesota...it was his first homer off a lefty in the Coliseum since Sept. 30, 2012 against Seattle...struck out in the fifth inning June 19 against Los Angeles (AL), snapping a career-high streak of 40 consecutive plate appearances without a strikeout (previous: 36, July 24-Aug. 3, 2014)...collected his 100th career double June 20 against Los Angeles (AL) in the sixth inning...singled in the third inning June 28 against Kansas City for his 500th career hit...slugged his third career grand slam July 19 against Minnesota...doubled in four straight games July 26-30 for the first time in his career...stole two bases July 29 at Los Angeles (NL) for the first two-steal game of his career...had his second Sept. 24 against Texas...was batting .292 over his first 95 games through July 30...then hit .235 over his final 54 contests...had 15 home runs over his first 127 games through Sept. 8...then clubbed five home runs over a 12-game stretch from Sept. 9 to 23 to give the A's their lone 20-homer player of the season...committed two errors in a game for the first time in his career Sept. 23 against Texas...the errors were his first since June 5, snapping an 82-game errorless streak.

CAREER

2014—Batted .264 with 12 home runs and 54 RBI in 109 games in a season shortened due to two stints on the disabled list with a right knee injury...it was the second consecutive season he had two stints on the DL with an injury to the same body part (right wrist in 2013)...hit .214 with three doubles, three triples, four home runs and 22 RBI in 50 games before his first stint on the DL, .308 with 13 doubles, four triples, eight home runs and 32 RBI in 59 games after that...his 109 games played were his fewest as an Athletic...had a career-high seven triples, which tied for eighth in the American League...hit .280 with all 12 of his home runs and 46 of his 54 RBI against right-handed pitching compared to .222 with two extra base hits (one double, one triple) against left-handers...slugged .519 against righties, .253 against lefties...batted .312 at home compared to .221 on the road...hit .285 with seven of his 12 home runs with runners on base...however, batted .167 with runners in scoring position and two outs...was 2-for-13 (.154) with the bases loaded...started a team-leading 99 games in right field...also made one start in center field...had five assists in 108 games overall in the outfield...committed five errors for a .976 fielding percentage...went 0-for-4 with two strikeouts as a pinch hitter...started games in every spot in the order except first, third and fourth...made his most starts batting seventh (38)...hit .307 in 39 games overall in the seven spot compared to .242 in all other spots in the order...made his third consecutive Opening Day start in right field to become the first Athletic to make three straight Opening Day starts in right field since Ruben Sierra (1993-95)...matched his career high with four strikeouts April 9 at Minnesota (sixth time)...had back-to-back three-hit games April 18 and 19 against Houston...had his fourth career game-ending RBI in the latter contest, a single in the A's three-run ninth inning...hit .410 (16-for-39) over a 12-game stretch from April 17 to 29...went 2-for-4 with two home runs and six RBI May 16 at Cleveland...the RBI were a career high and it was his fifth career multi-homer game...one of the home runs was a grand slam, the second of his career (Aug. 31, 2012 vs. Boston)...was hitting .214 in 50 games when he was placed on the 15-day disabled list June 3 retroactive to June 1 with a hyperextended right knee...went 7-for-16 (.438) with three doubles during a four-game rehab assignment with Triple-A Sacramento from June 18 to 22...that included a four-hit game at New Orleans June 21...was reinstated from the DL June 24 and went 5-for-11 (.455) with a triple and two RBI in four games before returning to the DL June 29 with a strained right knee...rehabbed with Single-A Stockton from July 14 to 20 and hit .429 (9-for-21) with two doubles, three home runs and eight RBI in five games...that included a 4-for-4 performance July 14 against San Jose...was reinstated from the DL July 22 and hit .299 over his final 55 games...batted .404 (19-for-47) with five doubles, four home runs and eight RBI over a 13-game stretch from July 23 to Aug. 5...scored a season-high three runs July 23 against Houston and matched his career-high with two doubles the next day against the Astros (sixth time)...made his only appearance of the season at a position other than right field July 29 at Houston when he went 2-for-4 with a double and home run in a start in center field...hit safely in a season-high six consecutive games

from Aug. 1 to 6 (10-for-22, .455)...had his second two-homer game of the season and the sixth multi-homer game of his career Aug. 3 against Kansas City...played in the 500th game of his career Aug. 29 at Los Angeles (AL)...went 16-for-33 (.485) with two doubles, two triples, one home run and nine RBI over his final 10 games beginning Sept. 16...was named AL Co-Player of the Week along with teammate Sonny Gray the final week of the season...went 12-for-25 (.480) with seven RBI and five multiple hit games in six games over that stretch...it was the second time he won the award in his career (Sept. 3, 2012)...finished September with a .324 batting average and a team-leading 14 RBI in 20 games...then went 2-for-4 with two walks in the Wild Card game at Kansas City Sept. 30...started all 11 postseason games in right field from 2012-14 for the A's and was 8-for-38 (.211).

2013—Batted .226 with 12 home runs and 56 RBI in 114 games in a season interrupted by two stints on the disabled list with a sprained right wrist...the home runs were 20 fewer than his 32 from 2012... became the first player in Oakland history to hit 30 home runs one season and then hit fewer than 16 the next year while playing in more than 33 games...his batting average included a .227 mark while playing the outfield, which was third lowest among American League outfielders and the lowest in Oakland history...the previous low has .228 by Matt Stairs in 2000...was successful in 9-of-11 (81.8%) stolen base attempts...hit .200 against left-handed pitchers, which was fifth lowest in the AL...hit two home runs in 59 games in the Coliseum and had five home runs in four games at Rogers Centre...10 of his 12 home runs were hit on the road...seven came with runners on base (six two-run, one three-run) and five came in the eighth inning or later...had four home runs in 65 games before the All-Star Break, eight in 49 games after the break...made 108 starts, all in right field...tied for third among AL outfielders in double plays (3), tied for fifth in errors (5) and tied for ninth in assists (9)...struck out in his only two pinch hitting appearances...started games in every spot in the order except first, fourth and ninth... saw his most action with 49 starts in the seven spot...was the A's Opening Day starter in right field and started each of the A's first seven games before injuring his right wrist April 7 at Houston...missed three games...batted .139 in April, which was third lowest in Oakland history in the first month of the season among players with 75 or more plate appearances...had the first three-walk game of his career May 1 against Los Angeles (AL)...also had three walks Aug. 2 against Texas...was batting .152 with one home run and 14 RBI in 29 games when he was placed on the 15-day disabled list May 8 retroactive to May 7 with a sprained right wrist...it was his first career stint on the DL...went 3-for-14 (.214) during a four-game rehab assignment with Single-A Stockton (May 27) and Triple-A Sacramento (May 28-30)... was reinstated from the DL May 31 and hit .287 with two home runs and 11 RBI in his first 25 games following his return...walked with the bases loaded in the 10th inning June 1 against Chicago to force in the winning run...it was the 25th "walk-off" walk in Oakland history...snapped a career-high 30-game homerless streak with a solo shot in the seventh inning off Jose Quintana June 6 at Chicago (AL)... matched his career high with four hits June 16 against Seattle...reached base safely via hit or walk in a career-high 19 consecutive games from June 18 to July 13...hit .262 with a .329 on-base percentage during the streak...struck out a career-high tying four times July 14 against Boston...had five home runs in 82 games through Aug. 7...then homered five times in two games at Toronto Aug. 9 and 10 to tie the Major League record for home runs over a two-game span...is the first Athletic to do it since Mark McGwire, June 10-11, 1995...hit three home runs on the 9th, tying the Athletics record for home runs in a game...it was the 14th three-homer game in Oakland history and the 26th in Athletics history...it was the first since Erubiel Durazo on Aug. 18, 2004 at Baltimore...then hit two home runs the next day...the multi-homer games were the third and fourth of his career...had five RBI Aug. 9 at Toronto and drove in eight runs in the two games Aug. 9 and 10...returned to the disabled list Aug. 26 with a sprained right wrist...was reinstated Sept. 10 and hit .304 with two home runs and 10 RBI over his final 17 games... had five assists over his first 106 games in the outfield through Sept. 21...then had two assists Sept. 22 against Minnesota and threw out four base runners over his final seven games...started all five games in right field in the ALDS against Detroit and went 4-for-17 (.235) with a home run...had surgery on his right wrist following the season...the surgery, a TFCC debridement, was performed by Dr. Mark Belsky at Newton Wellesley Hospital in Newton, Mass. Oct. 30.

2012—Was acquired from Boston during the offseason and batted .242 with 32 home runs and 85 RBI in 156 games...had just 10 home runs and 37 RBI in 143 games over his first three seasons with the Red Sox...became the first Athletic to hit 30 home runs since Jack Cust in 2008 (33)...led the A's in nearly every offensive category including games, at bats (611), runs (85), hits (148), doubles (29), home runs, RBI, walks (55), intentional walks (8), sacrifice flies (4), strikeouts (151) and grounded into double plays (15)...his walks were second fewest by an A's team-leader in Oakland history (Mitchell Page,

53 in 1978)...ranked 10th in the American League in strikeouts (151) and tied for 10th in home runs... became the eighth Athletic to win a Rawlings Gold Glove Award, the fourth outfielder...is the first A's outfielder to win the award since Dwayne Murphy in 1985...ranked third among AL outfielders with 15 assists...that tied for third most in Oakland history and was the most since 1983 when Mike Davis had 16...tied for fifth among AL outfielders in double plays (3) and errors (6)...batted .268 with 20 home runs and 43 RBI in 83 games before the All-Star Break...was tied for eighth in the AL in home runs at the break...then hit .215 with 12 home runs and 42 RBI in 73 games after the break...had the third lowest batting average in the AL with runners on base (.191)...hit 31 of his 32 home runs as an outfielder... since 1992, the only other outfielder to hit 30 home runs for the A's is Matt Stairs (38 in 1999)... .27 came as a right fielder, which led the AL...ranked second in the majors in home runs with two outs (16) and fourth in the AL in home runs with two strikes (15)...batted .245 against right-handed pitching. .237 against left-handers...made a team-leading 131 starts in right field...also started 11 games at designated hitter and 10 in center field...made a team-leading 133 starts batting third but hit just .241 from that spot...was the A's fifth different Opening Day starter in right field in the last five years...hit .343 with seven home runs and 17 RBI over a 17-game stretch from 25 to May 14...scored a career-high four runs and matched his best with four hits May 11 against Detroit...also had the first two homer game of his career and drove in five runs...became the eighth player in Oakland history with at least four runs, four hits, two home runs and five RBI in a game...hit 10 home runs in May, which tied for third in the AL...is the first Athletic to hit 10 home runs in a month since Frank Thomas had 10 in Sept., 2006...matched his career-high with four strikeouts June 19 against Los Angeles (NL)...had 10 home runs and 24 RBI over a 39-game stretch from June 22 through Aug. 7...had eight assists over a 31-game stretch in the outfield from June 26 to Aug. 6...had the game-ending RBI double July 8 against Seattle...went 0-for-7 with four strikeouts July 30 against Tampa Bay...batted .149 over a 23-game stretch from July 29 to Aug. 23, was dropped from the third spot in the batting order Aug. 25, and went 14-for-28 (.500) with three doubles, three home runs and nine RBI over a six-game span through Aug. 31...capped the stretch by hitting his first career grand slam Aug. 31 against Boston off Mark Melancon...finished August with 23 RBI, which was fifth most in the AL and his most ever in a month...was named AL Player of the Week for the week ending Sept. 2, his first career weekly honor...went 12-for-31 (.387) with six runs, two doubles, three home runs and 10 RBI in seven games...singled in the seventh inning Sept. 26 at Texas to snap a career-high 0-for-30 streak...had his second career two-homer game Sept. 27 at Texas...started all five games in right field in the ALDS against Detroit and went 2-for-17 (.118) with a home run and RBI...struck out 10 times to set what was then an Athletics record for strikeouts in a postseason series.

2011—Appeared in 87 games over two stints with the Red Sox after combining for just 56 over his previous two Major League campaigns...batted .280 with seven home runs and 28 RBI...ranked third among American League rookies in batting, fourth in slugging (.457), fifth in on-base percentage (.327), tied for sixth in doubles (18), ninth in extra-base hits (28), tied for ninth in triples (3) and 10th in runs scored (41)...hit six of his seven home runs at night...had a .393 batting average in 23 games before the All-Star Break compared to .244 in 64 games after the break...hit 438 in 12 interleague games and added five walks for a .500 on-base percentage...started 64 games, including 48 in right field, 14 in left field and two in center field...had five outfield assists, which ranked second among AL rookies... recalled from Triple-A Pawtucket the first time May 26 and went 5 for 13 (.385) with four RBI and four runs scored in five games before he was optioned back to Pawtucket June 4...returned June 18 and spent the remainder of the season with Boston...hit .364 with four home runs and 16 RBI in his first 28 games during his second stint...collected his first career game-ending RBI with a single off Phil Hughes in the 10th inning Aug. 7, lifting the Red Sox to a 3-2 win over the Yankees at Fenway Park...at 24 years and 169 days old, he was the youngest Red Sox player to collect a walk-off RBI in a game against the Yankees since Mario Guerrero did it Aug. 1, 1973 at 23 years and 307 days...reached base safely in all five plate appearances Sept. 3 against Texas, going 4-for-4 with a hit by pitch...spent the balance of the season at Pawtucket where he batted .230 with 14 home runs and 36 RBI in 52 games...ranked third in the International League in home runs at the time of his last promotion June 18...appeared in 35 games in center field, 15 in right field and one in left field...homered in four consecutive games April 24-28... capped that streak with his first of two two-homer games April 28 at Lehigh Valley...had two home runs in his final game with the PawSox, June 17 against Lehigh Valley.

2010—Spent most of the year with Triple-A Pawtucket but also appeared in 29 games with the Red Sox...had four stints with Boston: April 20-24, June 5-11, June 22-24 and Sept. 6 through the remainder of the season...made starts at all three outfield positions, including six in right field, five in center field

and four in left field...drilled his first career triple June 5 at Baltimore...notched his first career steal June 7 at Cleveland...picked up his first career outfield assist June 23 at Colorado...finished fourth in the Red Sox minor league system with a team-high 18 home runs in 114 games with Pawtucket...named Red Sox Minor League Offensive Player of the Month for August/September after leading Red Sox farmhands with 10 home runs, 91 total bases and 21 extra-base hits...twice named International League Player of the Week: Aug. 2-8 (.464, 13-for-28, five doubles, three home runs, 10 RBI) and Aug. 23-29 (.500, 17-for-34, four doubles, five home runs, 12 RBI)... following the season, hit .182 with a home run and six RBI in 23 games with the Gigantes del Cibao of the Dominican Winter League.

2009—Saw his first Major League action, playing in 27 games over three stints with Boston...started at all three outfield positions (six in left field, three in right field, one in center field)...five of his first six ML hits went for extra bases...selected from Double-A Portland July 31 and made his Big League debut that night at Baltimore as a pinch-hitter (0-for-1)...collected two doubles in his first start Aug. 1 at Baltimore, becoming the first Sox player with at least two doubles in his first start since Rey Quinones, May 17, 1986 vs. Texas...belted his first home run off Baltimore's Brian Bass Aug. 2 at Camden Yards...became the first Red Sox outfielder to go deep within his first three games since Billy Conigliaro, April 16, 1969 vs. Baltimore...was optioned to Triple-A Pawtucket Aug. 5, recalled the following day and optioned again Aug. 15...recalled for his third stint Sept. 2 and closed out the season with Boston...combined to hit .245 with 13 home runs and 35 RBI in 81 games between Portland and Pawtucket...after the season, was named by *Baseball America* as the No. 3 prospect and the best outfield arm in the Boston system.

2008—Led all Red Sox minor leaguers with 91 RBI between Single-A Greenville and Lancaster and Double-A Portland...ranked fourth with 23 homers...after the season, was rated as the No. 5 prospect in the Red Sox system according to *Baseball America*...also dubbed as having the chain's best outfield arm...played the majority of the year with Lancaster and was named to the California League's Postseason All-Star team...began the campaign at Greenville and was promoted to Lancaster April 23...named the Sox Minor League Base Runner of the Month for June...also tied for first in the CL during the month in RBI (28)...was promoted to Portland July 21...went 1-for-11 in three playoff games with the Sea Dogs...played 23 games for Scottsdale in the Arizona Fall League, batting .189 with five home runs and 15 RBI...went 2-for-4 with a double, homer, two RBI and two runs in the AFL's Rising Stars Showcase.

2007—Made his professional debut with Single-A Greenville...finished seventh in the Red Sox farm system with a .305 batting average...after the season, was named No. 10 prospect in Boston's system by *Baseball America*...named Red Sox Minor League Base Runner of the Month in June and Minor League Defensive Player of the Month for July...tied a franchise mark with six RBI July 23 vs. Savannah and added two homers...promoted to Double-A Portland Sept. 4...went 0-for-5 in three postseason games for the Sea Dogs.

PERSONAL/MISCELLANEOUS

William Joshua Reddick was originally signed by Boston scout Rob English...hit .461 as a freshman for Middle Georgia College in 2006 and was named the Region XVII Junior College Player of the Year... participated in the 2009 and 2010 Red Sox Rookie Program, attending the New Stars for Young Stars event to benefit the Jimmy Fund...played in the Children's Hospital of Southwest Florida Celebrity Golf Classic in Fort Myers during 2010 Spring Training...is on the Taylor Hooten Foundation Advisory Board, which advocates against appearance and performance enhancing drug use by the Youth of America.

LIFETIME PLAYING RECORD

Year	Club	AVG	G	AB	R	H	2B	3B	HR	RBI	SH	SF	HP	BB	SO	SB	CS	SLG	OBP	E
2007	Greenville	.306	94	369	60	113	17	6	18	72	0	5	3	26	51	8	5	.531	.352	7
	Portland	.000	1	1	0	0	0	0	0	0	0	0	0	0	0	0	0	.000	.000	0
2008	Greenville	.340	14	53	7	18	4	2	0	9	0	0	0	5	8	2	1	.491	.397	1
	Lancaster	.343	76	312	60	107	11	8	17	57	0	2	0	17	49	9	1	.593	.375	4
2009	Portland	.277	63	256	47	71	17	3	13	29	0	1	0	30	62	5	5	.520	.352	3
	BOSTON	.169	27	59	5	10	4	0	2	4	0	0	1	2	17	0	0	.339	.210	1
	Pawtucket	.127	18	71	1	9	0	2	0	6	0	2	0	6	13	0	1	.183	.190	0
2010	Pawtucket	.266	114	451	59	120	28	4	18	65	0	5	0	25	73	4	7	.466	.301	8
	BOSTON	.194	29	62	5	12	3	1	1	5	0	0	0	1	15	1	0	.323	.206	0
2011	Pawtucket	.230	52	191	37	44	9	1	14	36	0	7	0	33	39	4	1	.508	.333	1
	BOSTON	.280	87	254	41	71	18	3	7	28	0	4	1	19	50	1	2	.457	.327	5
2012	OAKLAND	.242	156	611	85	148	29	5	32	85	1	4	2	55	151	11	1	.463	.305	6
2013	OAKLAND	.226	114	385	54	87	19	2	12	56	1	7	2	46	86	9	2	.379	.307	5
	Stockton	.333	1	3	0	1	0	0	0	0	0	0	0	0	0	0	0	.333	.333	0
	Sacramento	.182	3	11	5	2	0	0	0	0	0	0	0	3	1	2	0	.182	.357	0
2014	OAKLAND	.264	109	363	53	96	16	7	12	54	0	3	1	28	63	1	1	.446	.316	5
	Sacramento	.438	4	16	1	7	3	0	0	0	0	0	0	1	1	1	1	.625	.471	0
2015	Stockton	.429	5	21	6	9	2	0	3	8	0	0	0	1	6	0	0	.952	.455	0
	Stockton	.143	2	7	0	1	0	0	0	1	0	0	0	1	2	0	0	.143	.250	0
	OAKLAND	.272	149	526	67	143	25	4	20	77	1	2	0	49	65	10	2	.449	.333	5
ML Totals		.251	671	2260	310	567	114	22	86	309	3	20	7	200	447	33	8	.435	.311	27

CAREER TRANSACTIONS

2006 — Selected by the Boston Red Sox organization in the 17th round of the First-Year Player Draft. **2011** — Traded to the Oakland Athletics with pitcher Raul Alcantara and infielder Miles Head for pitcher Andrew Bailey and outfielder Ryan Sweeney, December 28. **2013** — On the disabled list, May 7 to 30; included rehabilitation assignments to Stockton, May 27, and Sacramento, May 28 to 30. On the disabled list, August 26 to September 9. **2014** — On the disabled list, June 1 to 23; included rehabilitation assignment to Sacramento, June 18 to 23. On the disabled list, June 29 to July 21; included rehabilitation assignment to Stockton, July 14 to 21. **2015** — On the disabled list, March 27 to April 11; included rehabilitation assignment to Stockton, April 9 to 11.

WILD CARD RECORD

Year	Club/Opp.	AVG.	G	AB	R	H	2B	3B	HR	RBI	SH	SF	HP	BB	SO	SB	CS	SLG	OBP	E
2014	OAK vs. KC	.500	1	4	2	2	0	0	0	0	0	0	0	2	0	0	0	.500	.667	0

DIVISION SERIES RECORD

Year	Club/Opp	AVG.	G	AB	R	H	2B	3B	HR	RBI	SH	SF	HP	BB	SO	SB	CS	SLG	OBP	E
2012	OAK vs. DET	.118	5	17	2	2	0	0	1	1	0	0	0	1	10	0	0	.294	.167	0
2013	OAK vs. DET	.235	5	17	1	4	1	0	1	1	0	0	0	2	5	0	0	.471	.316	0
Totals		.176	10	34	3	6	1	0	2	2	0	0	0	3	15	0	0	.382	.243	0

A'S PLAYERS WHO HAVE PITCHED

PLAYER	DATE	OPPONENT	SCORE	DEC	IP	H	R	ER	BB	SO
Ike Davis	August 16, 2015	at Baltimore	2-18	-	1.0	1	0	0	1	1
Ike Davis	April 21, 2015	at Los Angeles (AL)	1-14	-	1.0	0	0	0	0	0
Frank Menechino	July 18, 2000	at Colorado	3-18	-	1.0	6	4	4	0	0
Kevin Seitzer	May 2, 1993	at Cleveland	2-10	-	0.1	0	0	0	0	1
Vance Law	October 2, 1991	at Kansas City	5-16	-	0.2	1	0	0	1	0
Mark Wagner	August 20, 1984	at Detroit	1-14	-	1.2	2	0	0	1	1
Garry Hancock	June 25, 1984	at Kansas City	0-16	-	1.1	0	0	0	0	0
Wayne Gross	May 18, 1983	at Minnesota	5-16	-	2.1	2	0	0	1	0
Jeff Newman	September 14, 1977	at Kansas City #2	0-6	-	1.0	1	0	0	0	0

VS. THE AMERICAN LEAGUE

2015		CAREER								
AVG.	AB	H	HR	RBI	vs. TEAM	AVG.	AB	H	HR	RBI
.182	11	2	1	1	Baltimore	.295	122	36	8	20
.435	23	10	3	3	Boston	.294	85	25	4	17
.222	27	6	2	8	Chicago	.192	120	23	5	21
.167	24	4	0	2	Cleveland	.264	125	33	6	18
.278	18	5	1	1	Detroit	.280	82	23	3	11
.203	64	13	2	10	Houston	.262	164	43	6	26
.261	23	6	1	4	Kansas City	.275	120	33	4	19
.292	65	19	2	9	Los Angeles	.247	223	55	4	18
.130	23	3	1	4	Minnesota	.194	103	20	3	15
.238	21	5	0	2	New York	.162	117	19	2	6
—	0	0	0	0	Oakland	.200	10	2	0	1
.271	59	16	2	7	Seattle	.230	261	60	8	26
.269	26	7	1	1	Tampa Bay	.207	145	30	3	10
.412	51	21	4	16	Texas	.309	220	68	12	42
.300	20	6	0	1	Toronto	.265	113	30	10	26

VS. THE NATIONAL LEAGUE

2015		CAREER								
AVG.	AB	H	HR	RBI	vs. TEAM	AVG.	AB	H	HR	RBI
.273	11	3	0	0	Arizona	.333	24	8	0	2
—	0	0	0	0	Atlanta	.000	6	0	0	0
—	0	0	0	0	Chicago	.000	6	0	0	0
—	0	0	0	0	Cincinnati	.133	15	2	0	1
.286	7	2	1	3	Colorado	.250	24	6	2	4
.571	14	8	1	1	Los Angeles	.364	22	8	1	1
—	0	0	0	0	Miami	.667	6	4	0	2
—	0	0	0	0	Milwaukee	.308	13	4	0	1
—	0	0	0	0	New York	.250	12	3	1	2
—	0	0	0	0	Philadelphia	.500	12	6	0	1
—	0	0	0	0	Pittsburgh	.300	10	3	1	2
—	0	0	0	0	St. Louis	.200	10	2	0	2
.158	19	3	0	2	San Diego	.189	37	7	0	7
.200	20	4	0	1	San Francisco	.262	42	11	3	8
—	0	0	0	0	Washington	.273	11	3	0	0

MONTHLY BREAKDOWN

2015		CAREER								
AVG.	AB	H	HR	RBI	by MONTH	AVG.	AB	H	HR	RBI
—	0	0	0	0	March	.182	11	2	1	1
.368	57	21	2	12	April	.250	308	77	7	44
.268	112	30	5	19	May	.250	320	80	18	56
.260	100	26	4	17	June	.274	347	95	11	46
.295	78	23	2	10	July	.268	358	96	13	49
.247	81	20	2	8	August	.238	449	107	20	59
.230	87	20	5	11	September	.241	435	105	16	52
.273	11	3	0	0	October	.156	32	5	0	2

BATTING BREAKDOWN

2015		CAREER								
AVG.	AB	H	HR	RBI	by CATEGORY	AVG.	AB	H	HR	RBI
.261	238	62	7	37	Home	.253	1089	275	35	152
.281	288	81	13	40	Away	.249	1171	292	51	157
.263	205	54	4	24	Day	.245	822	201	28	119
.277	321	89	16	53	Night	.255	1438	366	58	190
.287	303	87	11	51	Pre-ASG	.261	1102	288	41	167
.251	223	56	9	26	Post-ASG	.241	1158	279	45	142
.222	135	30	4	16	vs. LHP	.227	633	144	23	78
.289	391	113	16	61	vs. RHP	.260	1627	423	63	231
.289	135	39	6	57	RISP	.243	572	139	19	208
.667	12	8	1	19	Bases Loaded	.250	56	14	3	45
.333	12	4	0	2	Pinch Hitter	.190	42	8	0	4
.167	6	1	0	0	Designated Hitter	.189	53	10	1	6

BALLPARK BREAKDOWN

	AVG.	AB	H	HR	RBI
Angel Stadium	.255	106	27	2	8
AT&T Park	.150	20	3	1	2
Camden Yards	.324	68	22	5	9
Chase Field	.333	24	8	0	2
Citi Field	.200	5	1	0	0
Citizens Bank Park	.571	7	4	0	0
Comerica Park	.300	30	9	1	4
Coors Field	.235	17	4	1	1
Dodger Stadium	.667	9	6	1	1
Fenway Park	.260	215	56	4	25
Globe Life Arlington	.321	137	44	9	29
Great American Ball Park	.000	7	0	0	0
Kauffman Stadium	.276	76	21	2	13
Marlins Park	.667	6	4	0	2
Miller Park	.300	10	3	0	1
Minute Maid Park	.193	88	17	4	10
O.co Coliseum	.252	911	230	31	133
PETCO Park	.200	10	2	0	1
PNC Park	.300	10	3	1	2
Progressive Field	.346	52	18	4	14
Rogers Centre	.316	57	18	7	13
Safeco Field	.180	128	23	3	13
Target Field	.190	58	11	2	5
Tokyo Dome	.286	7	2	1	1
Tropicana Field	.209	86	18	3	7
Turner Field	.000	6	0	0	0
U.S. Cellular Field	.147	68	10	4	11
Yankee Stadium	.071	42	3	0	2

FIELDING STATISTICS

Outfield		YEAR	PCT.	G	PO	A	E	TC	DP
2009	.968	23	30	0	1	31	0		
2010	1.000	25	37	1	0	38	0		
2011	.968	80	145	5	5	155	1		
2012	.982	144	310	15	6	331	3		
2013	.981	113	244	9	5	258	3		
2014	.976	108	195	5	5	205	2		
2015	.981	143	258	6	5	269	1		
Totals	.979	636	1219	41	27	1287	10		

REDDICK'S CAREER BESTS

Hits: 4 (four times), last: May 12, 2015 vs. Boston
Home Runs: 3, August 9, 2013 at Toronto; 2 (five times), August 3, 2014 vs. Kansas City; May 16, 2014 at Cleveland; August 10, 2013 at Toronto; September 27, 2012 at Texas; May 11, 2012 vs. Detroit
Runs Batted In: 6, May 16, 2014 at Cleveland; 5 (twice), last: August 9, 2013 at Toronto
Stolen Bases: 2 (twice), last: September 24, 2015 vs. Texas
Hitting Streak: 12, April 22 to May 4, 2015
Hitless Streak (At Bats): 30, September 19 to 26, 2012
Game Ending RBI: 5, June 10, 2015 vs. Texas (fielders choice); April 19, 2014 vs. Houston (single); June 1, 2013 vs. Chicago-AL (walk); July 8, 2012 vs. Seattle (double); August 7, 2011 vs. New York-AL (single).
Grand Slams: 3, July 19, 2015 vs. Minnesota (J.R. Graham); May 16, 2014 at Cleveland (Zach McAllister); August 31, 2012 vs. Boston (Mark Melancon)
Pinch-Hit Home Runs: None.
Inside-The-Park Home Runs: None.
Lead Off Home Runs: None.



RIGHT-HANDED PITCHER

Height/Weight: 6-3 / 232

Bats/Throws: Right / Right

Birthdate: June 18, 1984

Opening Day Age: 31

Birthplace/Resides: El Paso, Texas / El Paso, Texas

Major League Service: 4 years, 32 days

Obtained: Acquired from the Houston Astros with Jed Lowrie for Chris Carter, Brad Peacock and Max Stassi, February 4, 2013

Contract Status: First year of a one-year contract through 2016

CAREER HIGHLIGHTS

Has spent parts of five seasons in the majors with the Angels (2009), Astros (2011-12) and A's (2014-15) and is 9-15 with a 4.38 ERA in 182 appearances...has more strikeouts (205) than innings (191.0) as a Major Leaguer...allowed 4-of-30 (13.3%) inherited runners to score in 2015, which tied for the lowest percentage in the American League...has allowed just 22-of-111 (19.8%) to score in his career...missed the entire 2013 season after undergoing "Tommy John" surgery March 27...led the Astros in strikeouts as a reliever in 2012...was one of two relievers to spend the entire 2012 season on Houston's active roster...named MLB.com's Double-A Relief Pitcher of the Year in 2009 after posting a 3-1 record and a 1.28 ERA in 26 appearances for Arkansas.

2015 HIGHLIGHTS

Started the year at Triple-A Nashville and logged a 2.81 ERA and .143 opponents batting average in 10 games before he was promoted to Oakland May 7...spent the balance of the season with the A's and went 4-2 with a 3.84 ERA and .200 opponents batting average in 56 relief appearances...the ERA and opponents batting average were the best of his three full seasons in the majors...the four wins were a career high...struck out 65 batters in 58.2 innings (9.97 per nine innings) and now has 205 strikeouts in 191.0 career innings (9.66 per nine innings)...allowed 4-of-30 (13.3%) inherited runners to score, which tied for the lowest percentage in the American League (Cedeno, TB), ranked second in the majors (Strickland, SF 12.9%) and was the fifth lowest mark by an Athletic since 1974...has allowed just 22-of-111 (19.8%) to score in his career...first batters faced were 7-for-53 (.132) with just three walks...ranked third in the AL in opponents on-base percentage against first batters (.179), fifth in slugging percentage (.189) and tied for fifth in batting average...now has a .177 (28-for-158) career average against first batters...his .200 opponents batting average included a .174 (15-for-86) mark against left-handed hitters and .217 (28-for-129) with all four of his home runs against right-handers...had a .198 slugging percentage against lefties, .380 against righties...yielded a .193 average with runners in scoring position...surrendered just four home runs, but all came with runners on base...had a 2.92 ERA in 12 outings on no days rest compared to 4.08 in his other 44 appearances...compiled a 2.13 ERA in 24 games during the day, a 5.13 ERA in 32 games at night...posted a 2.85 ERA in 45 outings against AL competition compared to a 7.94 ERA in 11 interleague games...tossed fewer than one inning in 19 of his 56 appearances and more than one inning 15 times.

OAKLAND: Did not allow a run over his first four games and 5.0 innings...then yielded seven runs in 4.0 innings over his next five appearances (15.75 ERA)...tossed a season-high 2.1 innings May 19 at Houston...compiled a 1.42 ERA and allowed just 1-of-11 (0.9%) inherited runners to score over a 19-game stretch from May 27 to July 22...matched his career high with five strikeouts in 2.0 innings June 30 against Colorado...fanned four batters in season-high tying 2.1 innings in his next outing July 5 against Seattle...struck out Alex Rodriguez July 7 at New York (AL) but he reached first base on a wild pitch...that was the only batter he faced and he became just the second A's pitcher since 1914 to record a strikeout and have no innings pitched in a game...the other was Rick Honeycutt on Sept. 2, 1987, also against the Yankees...became just the 14th Major League pitcher since 1914 to strikeout the only batter he faced and not record an out...tossed a scoreless 10th inning July 22 against Toronto for the win...that began a career-high four-game winning streak that ran through Aug. 29...was charged with his first blown save of the season Aug. 6 against Houston when he allowed a two-run home run to Correa in the eighth inning...it was his first home run of the season after starting the year with a 35-game, 34.0-inning, 144-batter faced homerless streak...it was the first home run he allowed since Sept. 24, 2012 against St.

Louis, snapping a career-high 44-game, 46.2-inning, 193-batter homerless streak...allowed a season-high three runs in 0.1 innings Aug. 18 against Los Angeles (NL)...then posted a 2.70 ERA over his final 16 games...including a season-best 7.1-inning scoreless streak from Aug. 23 to Sept. 4.

NASHVILLE: Allowed a .143 batting average with the Sounds, including .120 (3-for-25) against right-handed hitters compared to .161 (5-for-31) against left-handers...surrendered two home runs, both to righties...allowed at least one run in four of his first five appearances for a 6.14 ERA...that included a start on April 19 against Colorado Spring when he tossed 2.1 innings...did not allow a run and yielded just one hit over his final five appearances (8.2 ip).

CAREER

2014—Appeared in seven games over two stints with the A's after missing the 2013 season following Tommy John surgery...had a win, a 1.00 ERA and .129 opponents batting average...left-handed hitters were 1-for-11 (.091) with his only extra base hit (double) and both of his walks...righties went 3-for-20 (.150)...allowed 1-of-4 (25.0%) inherited runners to score and first batters faced were 2-for-7 (.286)...did not allow a run in four games in Oakland (4.0 ip) or five outings at night (6.1 ip)...began the season on the disabled list as he continued his recovery from his March 27, 2013 Tommy John surgery...was placed on the 15-day DL March 29 retroactive to March 21...was sent to Triple-A Sacramento on a rehab assignment April 3 and pitched in eight games before he was reinstated from the DL and optioned to Sacramento April 29...was recalled May 9 and made his A's debut that day against Washington (1.0 ip, 1 h, 1 so)...it was his first Major League appearance since Oct. 3, 2012 at Chicago (NL)...was credited with his only win May 31 against Los Angeles (AL) when he tossed a scoreless seventh inning...did not allow a run in five of his six games during first stint and had a 1.13 ERA and .143 opponents batting average when he was optioned to Sacramento June 1...returned to Oakland Sept. 1 when rosters expanded and pitched once on Sept. 16 against Texas, retiring the side in order in the ninth inning...went 3-0 with a 1.97 ERA in 38 relief appearances with Sacramento...struck out 53 in 45.2 innings, an average of 10.45 per nine innings...walked just 16 for a strikeout-to-walk ratio of 3.31...surrendered two home runs, an average of 0.39 per nine innings...allowed a .235 opponents batting average, which included a .189 mark against left-handed hitters compared to .271 against right-handers...both of his home runs were solo shots against righties...opponents hit .154 when leading of an inning...allowed 6-of-8 (75.0%) inherited runners to score...compiled a 1.33 ERA in 17 games at home, a 2.49 ERA with both of his home runs in 21 outings on the road...tossed at least 1.0 inning in 36 of his 38 appearances, including a season-high 2.0 innings five times...began his rehab assignment April 3 and posted a 1.04 ERA in eight games before he was reinstated from the DL and optioned to Sacramento April 29...had a 0.73 ERA and .217 opponents batting average in 11 appearances before he was promoted to Oakland May 9...did not allow a run over his final 9.1 innings before his promotion...returned June 3 and compiled a 2.43 ERA over his final 27 appearances...struck out a season-high tying three batters twice over a three-game stretch: June 16 against Iowa and June 24 at New Orleans...did not surrender a home run over his first 22 games and 28.0 innings through July 13...then allowed two over his final 16 games and 17.2 innings...tossed a season-high tying 2.0 scoreless innings in the second game of a doubleheader at Tacoma July 26 for his second win of the season...did not allow a run in 10 of his 11 August appearances for a 0.82 ERA...struck out 16 batters in 11.0 innings (13.10 per nine innings)...fanned a season-high tying three batters in his final outing Aug. 30 against Reno and picked up the win.

2013—Was acquired from Houston Feb. 4 and posted a 10.13 ERA in four spring training appearances before going on the disabled list March 23 with a sprained right elbow...underwent successful UCL reconstruction surgery on the elbow March 27 and missed the remainder of the season...the procedure was performed by Dr. Thomas Mehlhoff at the Texas Orthopedic Hospital in Houston, Texas.

2012—Spent the entire season in Houston's bullpen...ranked second on the club in appearances and led all Astros relievers in strikeouts (78)...set career-highs in innings pitched, strikeouts and appearances...ranked third in the National League with 56 inherited runners...allowed 14 of those runners to score (25.0%)...from the beginning of the season until July 2, had allowed just one of his 18 inherited runners to score in 33 games, and led the NL in inherited runners scored percentage (5.6%)...tossed a career-high 4.1 innings Sept. 24 against St. Louis (72 pitches)...posted a 3.38 ERA with 22 strikeouts and six walks over his final 12 appearances of the season...from July 27 through the end of the season, ranked tied for third in strikeouts among NL relievers (41).

2011—In his first extended Major League action, fanned 57 hitters in 52.1 innings pitched over 47 relief appearances...stranded 18 of 21 inherited runners...had two stints with Houston...was selected by Houston May 18 and optioned back June 24...recalled from Triple-A July 5 and finished the season with the Astros...had a 26-game run from June 11-Aug. 17, during which he posted a 1-1 record and a 2.25 ERA...on June 24 against Tampa Bay he appeared in the same game with Wandy Rodriguez and Aneury Rodriguez...according to the Elias Sports Bureau, it marked the first game in the modern era (since 1900) that a trio of teammates with the same surname pitched in the same game...went 2-3 with two saves and a 1.50 ERA in 16 games for Oklahoma City...allowed just a .190 opponents batting average.

2010—Spent the entire season at Triple-A Salt Lake where he went 4-6 with a 5.92 ERA in 31 games, 17 starts...posted comparable numbers as a reliever (5.75 ERA) and starter (5.96 ERA)...started and finished his season in the bullpen, bookending 16 of his starts from May 30-Aug. 30...began the year on the Angels 40-man roster before being designated for assignment and eventually outrighted to Salt Lake May 11...following the season, pitched for the Tiburones de La Guaira in the Venezuelan Winter League for the second straight season...posted solid numbers as a full-time reliever, going 4-2 with a 2.82 ERA in 20 appearances.

2009—Began season at Triple-A Salt Lake, posting a 1-1 record and a 7.54 ERA in 23 relief appearances...it marked his first season as a reliever since 2003...had his contract selected by the Angels April 26...made his Major League debut May 2 at New York (AL), allowing two earned runs in 0.2 innings...optioned to Salt Lake May 4...made last appearance at Salt Lake June 26 before being sent to Double-A Arkansas...named MLB.com's Double-A Relief Pitcher of the Year...following the season, pitched for the Tiburones de La Guaira in the Venezuelan Winter League, posting a 1-1 record and a 4.05 ERA in 19 relief appearances.

2008—Spent the entire season at Double-A Arkansas, posting a 7-11 record with a 5.53 ERA and .289 opponents batting average in 33 games, including 22 starts...began the season in the starting rotation and went 5-10 with a 6.02 ERA and .301 opponents average in his 22 starts...was moved to the bullpen in August and was 2-1 with a 2.12 ERA and .190 average in 11 relief appearances...had his lone complete game of the season May 17 against Northwest Arkansas, a five-hit shutout.

2007—Compiled an 8-4 record with one complete game and a 4.52 ERA in 22 starts at Double-A Arkansas...held right-handed batters to a .255 average...was 2-1 with a 1.98 ERA in nine starts at home compared to 6-3 with a 6.50 ERA in 13 starts on the road...pitched for Surprise in the Arizona Fall League after the season and was 2-1 with a 3.97 ERA in six starts.

2006—Posted an 11-8 record with one complete game and a 4.57 ERA in 28 games, 27 starts, at Single-A Rancho Cucamonga...led the California League in innings pitched and tied for third in wins...went 6-1 with a 2.29 ERA in 12 games at home compared to 5-7 with a 6.31 ERA in 16 starts on the road.

2005—Spent his entire campaign at Single-A Cedar Rapids, finishing 8-10 with four complete games and a 4.18 ERA in 28 starts...ranked first in the Midwest League in complete games and starts while finishing fourth in innings pitched...also led the Kernels in strikeouts (128).

2004—Went 4-3 with a 4.14 ERA in 14 games, 12 starts, at rookie level Provo...led Provo in innings pitched (58.2) and strikeouts (54).

2003—Began his professional career with the Angels Arizona Rookie League affiliate...made 15 appearances before a promotion to Provo in the rookie level Pioneer League...combined to post an 0-2 record and a 5.52 ERA at his two stops.

PERSONAL/MISCELLANEOUS

Fernando Rodriguez Jr was originally signed by Angels scout Kevin Ham...attended Franklin High School (El Paso, TX).

LIFETIME PITCHING RECORD

Year	Club	W	L	ERA	G	GS	CG	SHO	SV	IP	H	R	ER	HR	HB	BB	IBB	SO	WP	BK
2003	AZL Angels	0	2	6.48	15	0	0	0	0	25.0	29	24	18	2	2	14	1	27	1	1
	Provo	0	0	1.50	4	0	0	0	1	6.0	9	4	1	1	0	1	0	9	1	0
2004	Provo	4	3	4.14	14	12	0	0	0	58.2	64	35	27	7	2	18	0	54	5	0
2005	Cedar Rapids	8	10	4.18	28	28	4	0	0	157.1	161	87	73	8	13	49	3	128	2	1
2006	Rancho Cucamonga	11	8	4.57	28	27	1	0	0	163.1	188	92	83	15	7	49	0	112	10	0
2007	Arkansas	8	4	4.52	22	22	1	0	0	125.1	138	71	63	14	5	46	2	61	3	0
2008	Arkansas	7	11	5.53	33	22	1	1	0	136.2	153	96	84	10	10	62	1	85	6	0
2009	Salt Lake	1	1	7.54	23	0	0	0	0	37.0	44	33	31	5	2	23	0	25	3	0
	LOS ANGELES (AL)	0	0	27.00	1	0	0	0	0	0.2	1	3	2	1	0	2	0	1	1	0
	Arkansas	3	1	1.28	26	0	0	0	4	42.1	20	7	6	0	1	22	2	52	3	0
2010	Salt Lake	4	6	5.92	31	17	0	0	0	97.1	134	78	64	12	6	42	0	84	4	0
2011	Oklahoma City	2	3	1.50	16	0	0	0	2	24.0	16	5	4	2	1	11	2	33	5	0
	HOUSTON	2	3	3.96	47	0	0	0	0	52.1	51	24	23	6	3	30	5	57	2	0
2012	HOUSTON	2	10	5.37	71	0	0	0	0	70.1	68	45	42	10	1	34	7	78	10	0
2013	OAKLAND	(Injured — Did not pitch)																		
2014	Sacramento	3	0	1.97	38	0	0	0	0	45.2	40	12	10	2	3	16	1	53	3	0
	OAKLAND	1	0	1.00	7	0	0	0	0	9.0	4	1	1	0	0	2	0	4	0	0
2015	Nashville	0	0	2.81	10	1	0	0	0	16.0	8	5	5	2	0	6	0	18	0	0
	OAKLAND	4	2	3.84	56	0	0	0	0	58.2	43	27	25	4	1	24	1	65	4	0
AL Totals		5	2	3.68	64	0	0	0	0	68.1	48	31	28	5	1	28	1	70	5	0
NL Totals		4	13	4.77	118	0	0	0	0	122.2	119	69	65	16	4	64	12	135	12	0
ML Totals		9	15	4.38	182	0	0	0	0	191.0	167	100	93	21	5	92	13	205	17	0

CAREER TRANSACTIONS

2003 — Selected by the Los Angeles Angels in the 18th round of the First-Year Player Draft. **2010** — Elected free agency, November 6; signed by the Houston Astros to a minor league contract, November 16. **2013** — Traded to the Oakland Athletics with infielder Jed Lowrie for pitcher Brad Peacock, infielder Chris Carter and minor league catcher Max Stassi, February 4. On the disabled list, March 23 to November 3. **2014** — On the disabled list, March 21 to April 28; included rehabilitation assignment to Sacramento, April 3 to 28.

A'S CONTRACT STATUS

Through 2016 (35): RHP Raul Alcantara, IF Yonder Alonso, RHP Henderson Alvarez, RHP R.J. Alvarez, RHP Chris Bassitt, RHP Aaron Brooks, OF Billy Burns, IF Mark Canha, OF Coco Crisp (includes vesting option for 2017), LHP Felix Doubront, RHP Ryan Dull, OF Sam Fuld, RHP Kendall Graveman, RHP Sonny Gray, RHP Jesse Hahn, RHP Liam Hendriks, LHP Rich Hill, IF Tyler Ladendorf, OF Andrew Lambo, IF Max Muncy, LHP Sean Nolin, IF Renato Núñez, RHP Jarrod Parker, C Josh Phegley, IF Rangel Ravelo, OF Josh Reddick, RHP Fernando Rodriguez, LHP Marc Rzepczynski, IF Marcus Semien, OF Jake Smolinski, IF Eric Sogard, IF Danny Valencia, C Stephen Vogt, RHP J.B. Wendelken, IF Joey Wendle

Through 2017 (3): RHP John Axford, IF Billy Butler, IF Jed Lowrie (includes club option for 2018)

Through 2018 (2): LHP Sean Doolittle (includes club options for 2019 and 2020), RHP Ryan Madson

VS. THE AMERICAN LEAGUE

2015		CAREER		vs. TEAM		ERA	W	L	S	G	IP	ER		
0.00	0	0	0	3	4.0	0	Baltimore	0.00	0	0	0	3	4.0	0
0.00	0	0	0	3	1.2	0	Boston	0.00	0	0	0	3	1.2	0
7.20	0	1	0	4	5.0	4	Chicago	9.95	0	1	0	6	6.1	7
0.00	1	0	0	3	2.1	0	Cleveland	0.00	1	0	0	5	4.2	0
3.00	0	0	0	2	3.0	1	Detroit	2.25	0	0	0	3	4.0	1
11.37	0	1	0	5	6.1	8	Houston	11.37	0	1	0	5	6.1	8
0.00	0	0	0	2	3.0	0	Kansas City	0.00	0	0	0	3	4.0	0
0.00	0	0	0	2	1.1	0	Los Angeles	0.00	1	0	0	3	2.1	0
0.00	0	0	0	2	3.0	0	Minnesota	0.00	0	0	0	2	3.0	0
0.00	0	0	0	3	1.2	0	New York	7.71	0	0	0	4	2.1	2
—	0	0	0	0	0.0	0	Oakland	—	0	0	0	0	0.0	0
0.00	0	0	0	7	9.1	0	Seattle	0.00	0	0	0	7	9.1	0
9.00	1	0	0	3	2.0	2	Tampa Bay	3.38	1	0	0	5	5.1	2
0.00	0	0	0	4	3.1	0	Texas	6.30	0	1	0	10	10.0	7
0.00	1	0	0	2	1.1	0	Toronto	3.00	1	0	0	3	3.0	1

VS. THE NATIONAL LEAGUE

2015		CAREER		vs. TEAM		ERA	W	L	S	G	IP	ER		
0.00	1	0	0	2	3.0	0	Arizona	4.91	1	0	0	8	11.0	6
—	0	0	0	0	0.0	0	Atlanta	1.69	0	0	0	5	5.1	1
—	0	0	0	0	0.0	0	Chicago	2.53	1	1	0	10	10.2	3
—	0	0	0	0	0.0	0	Cincinnati	2.08	0	2	0	10	8.2	2
4.50	0	0	0	1	2.0	1	Colorado	7.00	0	3	0	8	9.0	7
45.00	0	0	0	2	1.0	5	Los Angeles	8.44	0	0	0	7	5.1	5
—	0	0	0	0	0.0	0	Miami	1.59	0	0	0	5	5.2	1
—	0	0	0	0	0.0	0	Milwaukee	5.63	0	2	0	8	8.0	5
—	0	0	0	0	0.0	0	New York	6.75	1	0	0	3	1.1	1
—	0	0	0	0	0.0	0	Philadelphia	0.00	0	0	0	3	3.0	0
—	0	0	0	0	0.0	0	Pittsburgh	3.38	1	1	0	16	16.0	6
—	0	0	0	0	0.0	0	St. Louis	7.98	1	0	0	10	14.2	13
5.40	0	0	0	2	1.2	1	San Diego	4.50	0	0	0	6	6.0	3
7.36	0	0	0	4	3.2	3	San Francisco	6.23	0	2	0	13	13.0	9
—	0	0	0	0	0.0	0	Washington	3.86	0	1	0	8	7.0	3

MONTHLY BREAKDOWN

2015		CAREER		by MONTH		ERA	W	L	S	G	IP	ER		
—	0	0	0	0	0.0	0	April	4.09	1	3	0	11	11.0	5
5.40	0	1	0	11	11.2	7	May	3.82	2	3	0	31	30.2	13
2.70	0	0	0	11	10.0	3	June	5.45	0	2	0	32	33.0	20
3.86	1	0	0	10	9.1	4	July	3.90	2	2	0	35	32.1	14
3.21	3	0	0	12	14.0	5	August	4.30	3	3	0	40	44.0	21
4.63	0	1	0	10	11.2	6	September	4.95	1	2	0	29	36.1	20
0.00	0	0	0	2	2.0	0	October	0.00	0	0	0	4	3.2	0

PITCHING BREAKDOWN

2015		CAREER		by CATEGORY		ERA	W	L	S	G	IP	ER		
4.67	3	1	0	26	27.0	14	Home	4.21	6	6	0	92	102.2	48
3.13	1	1	0	30	31.2	11	Away	4.58	3	9	0	90	88.1	45
2.13	2	0	0	24	25.1	6	Day	3.98	2	6	0	62	61.0	27
5.13	2	2	0	32	33.1	19	Night	4.57	7	9	0	120	130.0	66
3.46	0	1	0	26	26.0	10	Pre-ASG	4.52	3	9	0	86	85.2	43
4.13	4	1	0	30	32.2	15	Post-ASG	4.27	6	6	0	96	105.1	50
—	0	0	0	0	0.0	0	Starter	—	0	0	0	0	0.0	0
3.84	4	2	0	56	58.2	25	Reliever	4.38	9	15	0	182	191.0	93

BALLPARK BREAKDOWN

	ERA	W	L	S	G	IP	ER
Angel Stadium	0.00	0	0	0	2	1.1	0
AT&T Park	3.86	0	1	0	7	7.0	3
Busch Stadium	4.50	1	0	0	3	4.0	2
Camden Yards	0.00	0	0	0	1	2.0	0
Chase Field	6.00	1	0	0	5	6.0	4
Citi Field	9.00	0	0	0	2	1.0	1
Citizens Bank Park	0.00	0	0	0	1	0.1	0
Comerica Park	9.00	0	0	0	1	1.0	1
Coors Field	8.10	0	2	0	4	3.1	3
Dodger Stadium	4.50	0	0	0	5	4.0	2
Fenway Park	0.00	0	0	0	2	0.2	0
Globe Life Arlington	12.46	0	1	0	5	4.1	6
Great American Ball Park	3.38	0	1	0	3	2.2	1
Marlins Park	0.00	0	0	0	2	3.0	0
Miller Park	8.10	0	1	0	3	3.1	3
Minute Maid Park	4.56	2	6	0	64	75.0	38
Nationals Park	13.50	0	1	0	2	1.1	2
O.co Coliseum	4.06	4	1	0	30	31.0	14
PETCO Park	0.00	0	0	0	4	4.0	0
PNC Park	5.79	0	1	0	7	4.2	3
Progressive Field	0.00	0	0	0	2	3.0	0
Rogers Centre	4.50	0	0	0	2	2.0	1
Safeco Field	0.00	0	0	0	5	6.0	0
Sun Life Stadium	5.40	0	0	0	2	1.2	1
Target Field	0.00	0	0	0	1	2.0	0
Tropicana Field	9.00	0	0	0	3	2.0	2
Turner Field	0.00	0	0	0	1	1.0	0
U.S. Cellular Field	5.06	0	0	0	4	5.1	3
Wrigley Field	1.42	1	0	0	6	6.1	1
Yankee Stadium	10.80	0	0	0	3	1.2	2

FIELDING STATISTICS

Pitcher	Year	Pct.	G	PO	A	E	TC	DP
	2009	—	1	0	0	0	0	0
	2011	1,000	47	2	7	0	9	0
	2012	.800	71	3	5	2	10	0
	2014	—	7	0	0	0	0	0
	2015	.857	56	2	4	1	7	0
Totals		.885	182	7	16	3	26	0

RODRIGUEZ' CAREER BESTS

Low Hit Complete Game: None
Innings Pitched: 4.1, September 24, 2012 vs. St. Louis
Strikeouts: 5 (three times), last: June 30, 2015 vs. Colorado
Pitches: 72, September 24, 2012 vs. St. Louis
Longest Winning Streak: 4, July 22 to August 29, 2015
Longest Losing Streak: 7, May 13 to September 10, 2012
Longest Scoreless Streak: 9.2, August 28 to September 22, 2011



INFIELDER

Height/Weight: 6-0 / 185

Bats/Throws: Right / Right

Birthdate: December 18, 1984

Opening Day Age: 31

Birthplace/Resides: Houston, Texas / Humble, Texas

Major League Service: 30 days

Obtained: Signed to a minor league contract, November 25, 2015

Contract Status: First year of a one-year contract through 2016

NON-ROSTER INVITEE

CAREER HIGHLIGHTS

Has played for four different organizations in 10 seasons as a professional (Indians, Pirates, Mets, Marlins)...is a .268 career hitter with 100 home runs and 492 RBI in 1027 games...was a Rule 5 selection by Pittsburgh prior to the 2011 season and went 1-for-12 (.083) in seven games with the Pirates that year in his only action in the majors...has played every position except pitcher and catcher in his career...has played in 449 games at shortstop, 258 at second base, 236 at third base, 23 in left field, 11 at first base, five in center field and three in right field...was an Eastern League Postseason All-Star in 2015 and a Carolina League Postseason All-Star in 2007...played in the Arizona Fall League in 2008 and 2009.

2015 HIGHLIGHTS

Spent nearly the entire season at Double-A Binghamton in the Mets organization where he hit .282 with 19 home runs and 76 RBI in 115 games...was named to the Eastern League Midseason and Postseason All-Star Teams...tied for second in the league in RBI, ranked third in home runs, extra base hits (46) and slugging percentage (.493), fifth in walks (54) and total bases (203), seventh in runs (70) and ninth in batting...was promoted to Triple-A Las Vegas Sept. 3 and went 6-for-20 (.300) with five RBI in five games with the 51s...hit .282 with 19 home runs and 81 RBI in 120 games overall...added 26 doubles and three triples for a career-high .488 slugging percentage...the home runs and RBI were second only to his 20 home runs and 82 RBI at Single-A Kinston in 2007...hit .294 (32-for-109) against left-handed pitching compared to .279 (90-for-323) against right-handers...slugged .578 against lefties, .458 against righties...had a .242 batting average with the bases empty compared to .324 with 11 of his 19 home runs with runners base...batted .340 with runners in scoring position...was 6-for-16 (.375) with two home runs and 21 RBI with the bases loaded...hit .316 with 12 of his 19 home runs at home with Binghamton...had a .365 batting average in 23 day games...played every position except pitcher and catcher...appeared in 66 games at third base, 14 at second base, 12 at shortstop, 11 at first base, eight in left field and one each in center field and right field...committed five errors as a third baseman for a .969 fielding percentage...also made three errors as a first baseman and shortstop and one as a second baseman and outfielder...batted .391 in six games as the designated hitter and was 0-for-3 as a pinch hitter...hit in every spot in the order except first, seventh and eighth...saw his most action with 42 games batting third and 35 hitting fifth.

MINORS: Hit .200 with a home run and two RBI over his first eight games through April 17...then batted .354 with six home runs and 23 RBI over a 26-game span from April 18 to May 19...had 16 RBI over an eight-game stretch from April 29 to May 7...had a seven RBI game and two four RBI contests over that stretch...went 4-for-5 with three runs, two home runs and seven RBI May 3 against New Hampshire...the hits, runs, home runs and RBI were all season highs and he also hit his first of two grand slams that day...had a 49-game errorless streak as a third baseman from May 14 to Aug. 4...was batting .328 through May 19 but then went 10-for-60 (.167) over his next 16 games to fall to .273 on June 7...tripled in back-to-back games at Bowie June 9 and 10...hit safely and doubled in six consecutive games from July 6 to 12...went 13-for-27 (.482) with six doubles during the streak...started at second base for the East squad in the Eastern League All-Star Game July 15 at Portland and went 1-for-3...belted his second grand slam of the season Aug. 4 against Bowie...hit safely in each of his final five regular season games at Binghamton and his first three at Las Vegas for a season-high eight-game hitting streak overall (12-for-31, .387)...was promoted to Las Vegas Sept. 3 and played in five games before returning to Binghamton Sept. 7...went 1-for-11 (.091) with a walk and RBI in three postseason games.

CAREER

2014—Spent the entire season with Triple-A New Orleans in the Miami organization and hit .259 with 11 home runs and 44 RBI in 122 games...hit .272 against right-handed pitching compared to .236 against left-handers...had a .272 batting average, 10 home runs and 30 RBI in 87 games before the All-Star Break...then batted .215 with one home run and 14 RBI in 35 games after the break...hit .302 on the road, .206 at home...went 4-for-9 (.444) with the bases loaded...slammed six of his 13 home runs in the first inning...appeared in 48 games at third base, 47 at second base and 15 at shortstop...committed eight errors as a third baseman (.935 fielding percentage), three as a second baseman (.985) and three as a shortstop (.942)...also went 6-for-33 (.182) in nine games as the designated hitter and was 0-for-10 with a walk and four strikeouts as a pinch hitter...hit in every spot in the order except clean-up...batted leadoff 31 times, seventh 21 times and second 20 times...reached base safely in 25 consecutive home games from April 10 to June 19, which tied for the third longest such streak in the Pacific Coast League in 2014...hit .289 with a .375 on-base percentage during the streak...was a perfect 4-for-4 April 11 at Oklahoma City to start a 32-game stretch where he batted .352...that lifted his average from .143 to .322 on May 16...batted .311 with six of his 11 home runs in 25 games in April...then hit .310 in May...matched his season high with four hits May 10 at Omaha...had a season-high nine-game hitting streak from May 19 to 29 (13-for-39, .333)...had back-to-back multiple hit games on May 31 and June 1 at Colorado Springs to bring his batting average to .314...then hit .206 over his final 70 games...had his third four-hit game of the season July 19 at Omaha...collected his first three-RBI game of the season Aug. 22 at Las Vegas and had his second four games later at Salt Lake

2013—Spent the entire season at Double-A Binghamton where he batted .272 with six home runs and 52 RBI in 127 games...matched his career high with 30 doubles...tied for sixth in the Eastern League in runs (77) and doubles and ranked eighth in walks (70)...hit .272 against both left-handed and right-handed pitching...connected for all six of his home runs against righties...had a .218 batting average with the bases empty compared to .337 with runners on base...batted .306 with runners in scoring position...hit .296 with all six of his home runs before the All-Star Break, .230 after the break...batted .329 in 25 day games...appeared in 100 games at shortstop and 26 at second base...committed 13 errors as a shortstop (.939 fielding percentage) and four as a second baseman (.962)...also went 6-for-13 (.462) in three games at designated hitter and was 0-for-2 as a pinch hitter...hit second in the order 70 times and batted third in 50 games...drew a season-high four walks April 21 at New Hampshire...had a 23-game hitting streak from May 13 to June 12, which was the longest hitting streak in the Eastern League in 2013...went 38-for-89 (.427) with 20 runs, 17 RBI and 18 walks (.523 on-base percentage) during the streak...reached base in 32 consecutive games from May 10 to June 20 (.400 batting average, .521 on-base percentage)...had a 32-game errorless streak from May 26 to July 11, including 27 games as a third baseman...batted .366 with 20 RBI, 22 walks and a .491 on-base percentage in 28 games in May...had a 10-game hitting streak from July 5 to 15 (17-for-38, .447)...was a perfect 4-for-4 July 14 against Portland...went 5-for-14 (.357) with a home run and two RBI in three postseason games for Binghamton.

2012—Was released by Pittsburgh at the end of spring training and signed a minor league contract with the New York Mets March 29...began the season at Double-A Binghamton where he hit .290 with five home runs and 29 RI in 57 games...was promoted to Triple-A Buffalo June 21 and batted .265 with eight home runs and 32 RBI in 65 games with the Bisons...combined for a .276 average, 13 home runs and 61 RBI in 122 games...had a career-high 130 hits...batted .246 with six home runs in 114 at bats against left-handed pitching compared to .286 with seven home runs in 357 at bats against right-handers...hit .304 with runners in scoring position...appeared in 99 games at shortstop, 17 at second base and five at third base...committed 27 errors at shortstop (.938), including 20 at Buffalo, which were the most among International League shortstops...also made two errors as a second baseman...hit in every spot in the order except clean-up but saw most of his playing time with 75 games batting second...was named Eastern League Batter of the Week for the week of April 16-22 after going 13-for-26 (.500) with two doubles, two home runs, seven RBI and seven runs scored in seven games...had a season-high nine-game hitting streak from April 17 to 25 (18-for-35, .514)...hit .329 with 16 walks (.444 on-base percentage) in 21 games in April...was perfect 5-for-5 with a double, triple and two RBI June 9 at Trenton...combined with both clubs for a .349 batting average in June...had three doubles and a season-high five RBI July 26 at Louisville.

2011—Was selected by Pittsburgh in the Rule 5 draft following the 2010 season and made his Major League debut with the Pirates...went 1-for-12 (.083) with a RBI, walk and eight strikeouts in seven

games...made three starts at shortstop and also appeared in one game at second base...made his debut as a pinch runner April 5 at St. Louis...started his career 0-for-10 before hitting an infield single in the fifth inning April 21 off Florida's Chris Volstad for his first ML hit...was designated for assignment April 22 and was returned to the Indians organization April 29...hit .193 with two home runs and five RBI in 18 games with Triple-A Columbus...was on the disabled list from May 26 to June 10 with a strained right groin...was traded back to the Pirates organization June 20 for cash considerations and bounced between Double-A Altoona and Triple-A Indianapolis...hit .267 in 57 games with Altoona and .385 in six games with Indianapolis from June 20 to 27 and July 17 to 20...combined at all three of his minor league stops to hit .258 with seven home runs and 30 RBI in 71 games...appeared in 37 games at second base, 23 at shortstop, 11 in left field, eight at third base and three in center field.

2010—Hit .297 with 30 doubles, 13 home runs and 57 RBI in 107 minor league games...established a career high in doubles...began season at Double-A Akron, where he played eight games at third base, five at shortstop, four at second base and two in right field...was hitting .291 after 19 games before being promoted to Triple-A Columbus May 18...went 3-for-3 June 6 at Indianapolis to start a stretch where he hit safely in 13 of his 16 games, raising his Triple-A average to .337...was sent back to Akron June 26 and went 4-for-8 in two games before returning to Columbus June 28 for the rest of the season...batted .392 overall in 22 games during the month of June...homed twice July 29 against Buffalo...went 14-for-28 (.500) over his last eight games, which included a 4-for-4 performance Sept. 1 at Indianapolis...made 54 appearances at shortstop, 19 at second base, four in left field, one at third base and one in center field while playing with Columbus...made his final 35 appearances at shortstop.

2009—Was limited to just 33 games with Akron due to more than three months spent on the disabled list with a right hamstring strain...was hitting .314 when he was placed on the DL April 30...was reinstated Aug. 18 and went 1-for-21 in his first seven games upon his return to action...hit safely in seven of his final eight games (14-for-33, .424), which included a four-hit game at Altoona Sept. 2...hit .353 against left-handed pitchers and .268 against right-handers...made all 29 defensive appearances at second base...also went hitless in 13 at bats as the designated hitter...participated in the Arizona Fall League and hit .222 with a home run and four RBI in 15 games with Peoria.

2008—Spent the entire season with Akron and was named to Eastern League Midseason All-Star team...established minor league career highs in games played (137) and at bats (532)...led his team in games, runs (75), triples (10) and walks (77)...made 74 appearances at shortstop and 62 at second base...produced a 15-game hitting streak from May 27 to June 11...knocked in 22 of his 49 runs in 29 games during the month of June...participated in the Arizona Fall League and hit .169 with seven RBI in 23 games with Surprise.

2007—Spent the entire season with Kinston and led the Carolina League in runs (84)...also ranked second in total bases (227), walks (68) and triples (9), third in home runs (20), fourth in RBI (82) and fifth in extra-base hits (49)...finished third in the Cleveland system in RBI and tied for fourth in homers...named to Carolina League Postseason All-Star team...tied a Kinston franchise record for triples...made all 125 defensive appearances at shortstop...had six RBI May 30 against Wilmington...homed twice and had nine RBI Aug. against Lynchburg...went 9-for-29 (.310) with five homers and nine RBI in seven games and was named Carolina League Player-of-the-Week for week ending Aug. 12...hit .299 with 10 home runs and 29 RBI in 31 games in August...was named Player-of-the-Week for the final week of the season after batting .385 with two triples, a homer, five RBI and three stolen bases in seven games.

2006—Spent first professional season with Mahoning Valley...hit safely in each of his first five games and batted .321 in 16 games during the month of July...hit his first pro home run and knocked in four runs July 21 against Vermont...had five hits and scored four runs Aug. 26 at Batavia...homed in three straight games from Sept. 1-3...went 17-for-41 (.415) over his final 12 games...made 42 appearances at shortstop and three at second base.

PERSONAL/MISCELLANEOUS

Joshua Joel Rodriguez...was originally signed by Indians scout Les Pajari...graduated from South Houston High School...attended Rice University...was named Western Athletic Conference Freshman-of-the-Year in 2004 after batting .306 and starting 51 of the 60 games for the defending national champions...finished his career at Rice by hitting .344 with 11 homers and 64 RBI in 70 games as a junior.

LIFETIME PLAYING RECORD

Year	Club	AVG	G	AB	R	H	2B	3B	HR	RBI	SH	SF	HP	BB	SO	SB	CS	SLG	OBP	E
2006	Mahoning Valley	.268	45	157	26	42	11	4	4	24	0	1	3	14	33	2	0	.465	.337	11
2007	Kinston	.262	133	493	84	129	20	9	20	82	1	4	2	68	95	21	8	.460	.351	32
2008	Akron	.241	137	532	75	128	22	10	7	49	9	3	0	77	122	12	6	.359	.335	20
2009	Akron	.295	33	105	18	31	4	0	0	12	2	0	1	23	30	2	3	.333	.426	5
2010	Akron	.317	21	63	11	20	7	0	1	11	0	4	1	11	10	0	2	.476	.405	4
	Columbus	.293	86	317	49	93	23	1	12	46	4	2	1	40	75	6	2	.486	.372	5
2011	PITTSBURGH	.083	7	12	1	1	0	0	0	1	0	0	1	1	8	0	0	.083	.214	0
	Columbus	.193	18	57	6	11	1	0	2	5	2	0	0	6	22	1	0	.316	.270	1
	Indianapolis	.385	6	13	3	5	2	0	0	6	0	1	0	5	2	0	0	.538	.526	0
	Altoona	.267	57	225	24	60	3	0	5	19	0	2	1	18	41	3	1	.347	.321	10
2012	Binghamton	.290	57	214	30	62	14	3	5	29	1	1	1	28	48	5	3	.453	.373	9
	Buffalo	.265	65	257	30	68	14	1	8	32	3	2	3	22	56	3	5	.420	.327	20
2013	Binghamton	.272	127	441	77	120	30	2	6	52	2	6	3	70	94	5	3	.390	.371	17
2014	New Orleans	.259	122	424	60	110	21	2	11	44	1	5	6	46	112	7	4	.396	.337	14
2015	Binghamton	.282	115	412	70	116	24	3	19	76	0	4	4	54	87	11	2	.493	.367	13
	Las Vegas	.300	5	20	2	6	2	0	0	5	0	0	0	3	4	0	0	.400	.391	0
ML Totals		.083	7	12	1	1	0	0	0	1	0	0	1	1	8	0	0	.083	.214	0
Minor League Totals		.268	1027	3730	565	1001	198	35	100	492	25	35	26	485	831	78	39	.421	.354	161

CAREER TRANSACTIONS

2003 — Selected by the Oakland Athletics organization in the 39th round of the First-Year Player Draft; did not sign.
2006 — Selected by the Cleveland Indians organization with the Chicago Cubs 2nd round pick of the First-Year Player Draft.
2010 — Selected by the Pittsburgh Pirates in the Rule 5 draft, December 9.
2011 — Returned to Cleveland (Rule 5), April 29. Traded to Pittsburgh organization for cash, June 20.
2012 — Released, March 27; signed by the New York Mets to a minor league contract, March 29. Elected free agency, November 2; re-signed by the Mets to a minor league contract, December 19.
2013 — Elected free agency, November 4.
2014 — Signed by the Miami Marlins to a minor league contract, January 27. Elected free agency, November 3.
2015 — Signed by the New York Mets to a minor league contract, March 6. Elected free agency, November 6; signed by the Oakland Athletics to a minor league contract, November 25.

VS. THE NATIONAL LEAGUE

2015	CAREER									
AVG.	AB	H	HR	RBI	vs. TEAM	AVG.	AB	H	HR	RBI
—	0	0	0	0	Colorado	.000	4	0	0	0
—	0	0	0	0	Florida	.250	4	1	0	1
—	0	0	0	0	Milwaukee	.000	1	0	0	0
—	0	0	0	0	St. Louis	.000	3	0	0	0

MONTHLY BREAKDOWN

2015	CAREER									
AVG.	AB	H	HR	RBI	by MONTH	AVG.	AB	H	HR	RBI
—	0	0	0	0	April	.083	12	1	0	1

BATTING BREAKDOWN

2015	CAREER									
AVG.	AB	H	HR	RBI	by CATEGORY	AVG.	AB	H	HR	RBI
—	0	0	0	0	Home	.000	5	0	0	0
—	0	0	0	0	Away	.143	7	1	0	1
—	0	0	0	0	Day	.000	3	0	0	0
—	0	0	0	0	Night	.111	9	1	0	1
—	0	0	0	0	Pre-ASG	.083	12	1	0	1
—	0	0	0	0	Post-ASG	—	0	0	0	0
—	0	0	0	0	vs. LHP	—	0	0	0	0
—	0	0	0	0	vs. RHP	.083	12	1	0	1
—	0	0	0	0	RISP	.250	4	1	0	1
—	0	0	0	0	Bases Loaded	—	0	0	0	1
—	0	0	0	0	Pinch Hitter	.000	1	0	0	0
—	0	0	0	0	Designated Hitter	—	0	0	0	0

BALLPARK BREAKDOWN

	AVG.	AB	H	HR	RBI
Busch Stadium	.000	3	0	0	0
PNC Park	.000	5	0	0	0
Sun Life Stadium	.250	4	1	0	1

FIELDING STATISTICS

Second Base


YEAR	PCT.	G	PO	A	E	TC	DP
2011	1.000	1	1	3	0	4	0
Totals	1.000	1	1	3	0	4	0

Shortstop

YEAR	PCT.	G	PO	A	E	TC	DP
2011	1.000	4	5	6	0	11	2
Totals	1.000	4	5	6	0	11	2

RODRIGUEZ' CAREER BESTS

Hits: 1, April 21, 2011 at Florida
Home Runs: None
Runs Batted In: 1, April 21, 2011 at Florida
Stolen Bases: None
Hitting Streak: 1, April 21, 2011 to present
Hitless Streak (At Bats): 10, April 5-21, 2011
Game Ending RBI: None
Grand Slams: None
Pinch-Hit Home Runs: None
Inside-The-Park Home Runs: None
Lead Off Home Runs: None

**LEFT-HANDED PITCHER****Height/Weight:** 6-2 / 220**Bats/Throws:** Left / Left**Birthdate:** August 29, 1985**Opening Day Age:** 30**Birthplace/Resides:** Oak Lawn, Illinois / Aliso Viejo, California**Major League Service:** 5 years, 132 days**Obtained:** Acquired from the San Diego Padres with Yonder Alonso for Drew Pomeranz, Jose Torres and Jabari Blash, December 2, 2015**Contract Status:** First year of a one-year contract through 2016**CAREER HIGHLIGHTS**

Has pitched for four teams during his seven seasons in the majors and is 11-24 with a 3.96 ERA in 349 career appearances with Toronto (2009-11), St. Louis (2011-13), Cleveland (2013-15) and San Diego (2015)...has logged just 345.1 innings pitched including 221.1 innings in 326 career relief appearances...has also made 23 career starts, all in his first two seasons with Toronto from 2009-10...pitched in the postseason three consecutive years from 2011-13, including four scoreless outings in the 2011 World Series against Texas for the World Champion Cardinals.

2015 HIGHLIGHTS

Began the season with Cleveland and went 2-3 with a 4.43 ERA in 45 games before he was traded to San Diego July 31...logged a 0-1 record and a 7.36 ERA in 27 games with the Padres and combined for a 5.66 ERA in 72 games overall...tossed fewer than one inning in 55 of his 72 appearances and had just 35.0 innings pitched...the only other pitcher in Major League history to appear in 70 or more games and finish with at least twice as many games as innings pitched is Randy Choate, who did it in 2012 and 2015...struck out 41 batters, marking the first time in his career he finished with more strikeouts than innings pitched...his ERA was a career high as was his .292 opponents batting average...his games pitched were one shy of his high of 73 in 2014...his opponents batting average included a .255 (24-for-94) mark against left-handed hitters compared to .372 (16-for-43) against right-handers...his career splits are .215 (120-for-559) against lefties, .281 (208-for-741) against righties...allowed 17-of-64 (26.6%) inherited runners to score, including 7-of-34 (20.6%) with Cleveland, which was the eighth lowest percentage in the American League...his 64 inherited runners were second most in the majors (Ramos, LAA 66)...first batters faced hit .258...opponents batted .254 with the bases empty compared to .321 with all three of his home runs with runners on base...had an 8.24 ERA in 43 games on one day of rest or fewer, a 2.35 ERA in 29 appearances with two days rest or more...posted a 7.20 ERA in 24 games at Progressive Field and a 6.43 ERA in 13 games at Petco Park, his two home ballparks...had a 4.50 ERA in 35 games at all other parks...compiled a 2.08 ERA and .229 opponents batting average in 25 day games compared to a 7.77 ERA and .326 average in 47 appearances at night...allowed a .524 batting average to the number three hitter in the order and a .500 average to the nine hitter...the four through eight hitters batted a combined .188...faced just one batter in 28 of his 72 outings

MAJORS: Was on Cleveland's Opening Day roster...tossed 1.0 scoreless inning April 21 at Chicago (AL), his first of 17 games of exactly one inning pitched...never pitched more than one inning in a game...finished April with a 6.75 ERA in 10 games...then logged a 1.17 ERA in 15 games in May...did not allow an earned run in 23 of his 24 appearances from May 2 to June 21 (1 er in 11.0 ip, 0.82 ERA)...had 12 consecutive scoreless outings from May 26 to June 21 (5.2 ip)...that lowered his season ERA to 2.76...then allowed six runs, five earned, over his final 11 games with Cleveland (4.0 ip, 11.25 ERA)...stranded each of his 13 inherited runners over his final 18 appearances with Cleveland beginning June 7...was traded to San Diego July 31 for outfielder Abraham Almonte...logged a 1.42 ERA over his first 12 games with the Padres, surrendered 10 runs over a six-game stretch from Aug. 25 to Sept. 4 (27.00 ERA) and had a 3.38 ERA over his final nine appearances...allowed a season-high three runs on Aug. 28 at Philadelphia and Sept. 4 against Los Angeles (NL)...surrendered two home runs against the Dodgers, the first time he allowed more than one home run in a game since Aug. 24, 2010 against New York (AL)...it was the first time he allowed two home runs as a reliever...struck out the side in the eighth inning Sept. 7 against Colorado and the three strikeouts were a season-high.

CAREER

2014—Was once again a valuable member of the Indians bullpen in his first full season with Cleveland, appearing in a career-high 73 games...tied for fifth among American League relievers in games pitched...allowed just 11-of-57 (19.3%) inherited runners to score...had 13 holds...left-handed hitters hit just .180 with a .441 OPS...yielded a .220 batting average with runners on base, including .200 with runners in scoring position...first batters faced hit .194...did not allow a run in 60 of his 73 appearances...worked 0.1 innings or fewer 37 times...did not allow a run over his first eight appearances (6.2 ip)...including April 2 at Oakland (night game) when he tossed 2.1 innings, which tied for the second-longest relief outing of his career...it was his longest since Aug. 13, 2011...after recording a 5.59 ERA in 13 June games, he went on to post an ERA of 0.54 in 32 games from July 1 thru the end of the season...from July 26th-on his ERA was 0.00 (11.0 ip, 8 h, 1 r) as he ended the season with a 19-game scoreless streak from Aug. 13 to Sept. 27 (6.2 ip, 5 h, 10 so)...worked 0.1 innings or less in 14 consecutive appearances from Aug. 17 to Sept. 19 (3.2 ip)...recorded the last four outs of a 7-3 win at Minnesota Sept. 20 for his first Major League save...worked on five consecutive days from August 26-30 for the first time in his career, becoming the first Indians reliever since 1948 (Ed Klieman) to do so.

2013—The trading deadline acquisition fortified the left-side of the bullpen for the Indians...was acquired from St. Louis July 30 in exchange for infielder Juan Herrera and joined the club the following day...posted scoreless outings in 24 of his 27 appearances with Cleveland and did not allow an earned run in 26 of those 27 outings...his WHIP with Cleveland was 0.836...left-handed hitters hit just .128 off him and batters hit .159 against him overall during his tenure in Cleveland...recorded six holds for the Indians...stranded 17 of 20 inherited runners (only 15% scored) with the Tribe...opened the year in the Cardinals bullpen, recording a 7.88 ERA in nine April appearances (8.0 ip, 13 h, 7 r, 7 er, 3 bb, 8 so, .361 average) before being optioned to Triple-A Memphis April 28.

2012—Appeared in 70 games for a second consecutive season...ranked fifth among National League relievers with 53 inherited runners and was sixth with 1.54 grounded into double plays per nine innings...allowed runs in only three of his 33 appearances after July 1...had the 10th lowest ERA (1.83) and opponents batting (.186) in the NL from July 1 to the end of the season...ended season with eight consecutive scoreless appearances...pitched in his second straight postseason with St. Louis and was the lone lefty in the Cards pen...tossed 0.1 inning in the Wild Card game at Atlanta (1 h)...appeared just once in the five-game Division Series against Washington, appearing in Game 1 for 0.1 ip (1 h, 1 so)...pitched in three games during the League Championship Series...induced a crucial fly out in the fifth inning of Game 1 at San Francisco with two on and two outs...also pitched in Game 2 (0.2 scoreless ip) and allowed a run in 0.1 innings of Game 6.

2011—Joined the Cardinals July 27 in a seven-player trade with the Toronto Blue Jays...was leading the Blue Jays with 10 holds and tied for second on the club with 43 appearances at the time of the trade...struck out a career high 61 batters overall...appeared in 71 games, which tied for eighth among Major League left-handers...held lefties to a .163 batting average...ranked 10th among ML left-handers against left-handed batters in opponents batting average (.163) and had the third most strikeouts (37)...worked two or more innings in 10 appearances and was scored upon in only two of those...logged 2.0 innings and struck out four July 28 against Houston in his St. Louis debut...became the first Cardinals reliever since Todd Wellemyer on May 19, 2007 to fan four batters in his St. Louis...allowed his first career home run out of the pen May 19 against Tampa Bay...had gone 19.2 innings without allowing a home run in relief...tossed 3.0 scoreless innings of relief Aug. 13 against Colorado, which was his longest career outing as a reliever...was scored upon in only one of his first 13 appearances after being acquired by the Cardinals...set the Cardinals franchise record for most appearances in a postseason with 12 (tied with Jason Motte and Octavio Dotel)...had nine strikeouts in his 8.1 innings during the postseason and allowed just one run in his last 11 games...did not allow a run in four World Series appearances (2.2 ip, 4 so)...had the only 1-2-3 inning (8th) in World Series Game 6 win...appeared in five of six NLCS games against Milwaukee...was credited with the win the series clinching Game 6 after pitching 2.1 innings...made his first postseason appearance in Division Series Game 1 against Philadelphia.

2010—Appeared in 14 games with the Blue Jays, making 12 starts...over his last three starts went 3-0 with a 1.96 ERA...picked up his first win of the season in his third start (5th appearance) at Los Angeles (AL), which also was the first road win of his career...made the first two relief appearances of his Major League career July 10 against Boston and July 17 at Baltimore...picked up the hold in each game and

did not allow an earned run...posted a 5-5 record with Triple-A Las Vegas over 12 starts and compiled a 6.04 ERA...fanned a career high nine Sept. 27 against New York (AL)...had four games of seven or more strikeouts...tossed 7.0 innings on two occasions (Aug. 13 at Los Angeles-AL and Oct. 3 at Minnesota), representing career highs...had his season delayed after suffering a broken finger after being struck by a batted ball in a spring training start at New York (AL) March 30.

2009—Reached the major leagues in only his third professional season and made 11 starts in his rookie season...began the season at Double-A New Hampshire and was promoted to Triple-A Las Vegas June 24...made two starts for the 51s going 2-0 with a 0.79 ERA...up until this point had not posted an ERA above 3.00 at any level...made his Major League debut July 7 at Tampa Bay, receiving a no decision despite allowing only one run on two hits in 6.0 innings...set a franchise record with seven strikeouts in his Major League debut...picked up his first Major League win July 18 against Boston defeating the Red Sox 6-2, again allowing just one run in 6.0 innings...struck out seven or more batters in five starts, posting a career high nine in his final start Sept. 1 at Texas...his .225 opponents average was the lowest among Blue Jays starters...was one of three players from the 2007 draft to reach the big leagues in 2009...made five starts at home, posting a 2-2 record with a 3.14 ERA...held opponents to a .176 average in Toronto..

2008—Pitched the entire season with Single-A Lansing of the Midwest League...was 7-6 with a 2.83 ERA in 22 games, all starts...allowed one run or fewer in 14 of his starts...lost his first professional game May 18, however did not lose two consecutive until his final two starts of the season.

2007—Made his professional debut July 16 in relief for Auburn of the short-season New York-Penn League, picking up the win with three scoreless innings...spent the entire season with Auburn pitching in relief for his first three appearances, before moving into the rotation...in total made seven starts in 11 games in his first season, without losing a game.

PERSONAL/MISCELLANEOUS

Marc Walter Rzepczynski...attended Servite High School in Anaheim, Calif....played college baseball at the University of California-Riverside...name is pronounced Zep-CHIN-ski.

LIFETIME PITCHING RECORD

Year	Club	W	L	ERA	G	GS	CG	SHO	SV	IP	H	R	ER	HR	HB	BB	IBB	SO	WP	BK
2007	Auburn	5	0	2.76	11	7	0	0	0	45.2	33	21	14	2	1	17	0	49	0	0
2008	Lansing	7	6	2.83	22	22	0	0	0	121.0	100	41	38	2	8	42	1	124	11	0
2009	New Hampshire	7	5	2.93	14	14	0	0	0	76.2	80	38	25	1	4	36	1	88	1	0
	Las Vegas	2	0	0.79	2	2	0	0	0	11.1	7	1	1	0	0	4	0	16	1	0
	TORONTO	2	4	3.67	11	11	0	0	0	61.1	51	27	25	7	1	30	0	60	4	1
2010	Las Vegas	5	5	6.04	12	12	0	0	0	67.0	81	49	45	10	4	27	0	61	3	1
	TORONTO	4	4	4.95	14	12	0	0	0	63.2	72	37	35	8	5	30	1	57	4	1
2011	TORONTO	2	3	2.97	43	0	0	0	0	39.1	28	16	13	2	3	15	0	33	5	0
	ST. LOUIS	0	3	3.97	28	0	0	0	0	22.2	22	11	10	1	1	11	1	28	1	0
2012	ST. LOUIS	1	3	4.24	70	0	0	0	0	46.2	46	22	22	7	0	17	2	33	3	0
2013	ST. LOUIS	0	0	7.84	11	0	0	0	0	10.1	16	9	9	1	1	4	1	9	0	0
	Memphis	1	2	3.07	32	0	0	0	0	44.0	44	23	15	1	1	18	2	31	2	0
	CLEVELAND	0	0	0.89	27	0	0	0	0	20.1	11	4	2	1	3	6	2	20	0	0
2014	CLEVELAND	0	3	2.74	73	0	0	0	1	46.0	42	19	14	1	3	19	3	46	2	0
2015	CLEVELAND	2	3	4.43	45	0	0	0	0	20.1	23	15	10	1	1	10	3	24	1	0
	SAN DIEGO	0	1	7.36	27	0	0	0	0	14.2	17	14	12	2	2	4	1	17	1	0
AL Totals		10	17	3.55	213	23	0	0	1	251.0	227	118	99	20	16	110	9	240	16	2
NL Totals		1	7	5.06	136	0	0	0	0	94.1	101	56	53	11	4	36	5	87	5	0
ML Totals		11	24	3.96	349	23	0	0	1	345.1	328	174	152	31	20	146	14	327	21	2

CAREER TRANSACTIONS

2007 — Selected by the Toronto Blue Jays in the 5th round of the First-Year Player Draft. **2010** — On the disabled list, March 31 to May 18; included rehabilitation assignment to Las Vegas, May 18. **2011** — Traded to the St. Louis Cardinals with pitchers Octavio Dotel and Edwin Jackson, outfielder Corey Patterson and cash for pitchers Trever Miller, Brian Tallet and P.J. Walters and outfielder Colby Rasmus, July 27. **2013** — Traded to the Cleveland Indians for minor league infielder Juan Herrera, July 30. **2015** — Traded to the San Diego Padres for outfielder Abraham Almonte, July 31. Traded to the Oakland Athletics with infielder Yonder Alonso to the Oakland Athletics for pitchers Drew Pomeranz and Jose Torres and a player to be named later (infielder Jabari Blash, December 10), December 2.

WILD CARD RECORD

Year	Club/Opp.	W	L	ERA	G	GS	CG	SHO	SV	IP	H	R	ER	HR	HB	BB	IBB	SO	WP	BK
2012	ST.L vs. ATL	0	0	0.00	1	0	0	0	0	0.1	1	0	0	0	0	0	0	0	0	0
2013	CLE vs. TB	0	0	0.00	1	0	0	0	0	0.1	0	0	0	0	0	0	0	1	0	0
Totals		0	0	0.00	2	0	0	0	0	0.2	1	0	0	0	0	0	0	1	0	0

DIVISION SERIES RECORD

Year	Club/Opp.	W	L	ERA	G	GS	CG	SHO	SV	IP	H	R	ER	HR	HB	BB	IBB	SO	WP	BK
2011	STL vs. PHI	0	0	27.00	3	0	0	0	0	1.0	4	3	3	0	1	0	0	1	0	0
2012	STL vs. WAS	0	0	0.00	1	0	0	0	0	0.1	1	0	0	0	0	0	0	1	0	0
Totals		0	0	20.25	4	0	0	0	0	1.1	5	3	3	0	1	0	0	2	0	0

LEAGUE CHAMPIONSHIP SERIES RECORD

Year	Club/Opp.	W	L	ERA	G	GS	CG	SHO	SV	IP	H	R	ER	HR	HB	BB	IBB	SO	WP	BK
2011	ST.L vs. MIL	1	0	1.93	5	0	0	0	0	4.2	1	1	1	0	0	1	0	4	1	0
2012	ST.L vs. SF	0	0	6.75	3	0	0	0	0	1.1	1	1	1	0	0	1	0	2	0	0
Totals		1	0	3.00	8	0	0	0	0	6.0	2	2	2	0	0	2	0	6	1	0

WORLD SERIES RECORD

Year	Club/Opp.	W	L	ERA	G	GS	CG	SHO	SV	IP	H	R	ER	HR	HB	BB	IBB	SO	WP	BK
2011	ST.L vs. TEX	0	0	0.00	4	0	0	0	0	2.2	2	0	0	0	0	0	0	4	0	0

OAKLAND'S 20-GAME WINNING STREAK, 2002

Date	Opponent	Score	Date	Opponent	Score
Aug. 13	Toronto	5-4	Aug. 24	at Detroit	12-3
Aug. 14	Toronto	4-2	Aug. 25	at Detroit	10-7
Aug. 16	Chicago	1-0	Aug. 26	at Kansas City	6-3
Aug. 17	Chicago	9-2	Aug. 27	at Kansas City	6-4
Aug. 18	Chicago	7-4	Aug. 28	at Kansas City	7-1
Aug. 19	at Cleveland	8-1	Aug. 30	Minnesota	4-2
Aug. 20	at Cleveland	6-3	Aug. 31	Minnesota	6-3
Aug. 21	at Cleveland	6-0	Sept. 1	Minnesota	7-5
Aug. 22	at Cleveland	9-3	Sept. 2	Kansas City	7-6
Aug. 23	at Detroit	9-1	Sept. 4	Kansas City	12-11

VS. THE AMERICAN LEAGUE

2015		CAREER												
ERA	W	L	S	G	IP	ER	vs. TEAM	ERA	W	L	S	G	IP	ER
54.00	0	1	0	3	0.1	2	Baltimore	6.32	0	2	0	12	15.2	11
—	0	0	0	0	0.0	0	Boston	4.73	1	0	0	9	13.1	7
0.00	0	0	0	7	3.2	0	Chicago	2.19	0	1	0	25	12.1	3
—	0	0	0	0	0.0	0	Cleveland	2.00	0	1	0	5	9.0	2
10.80	0	0	0	4	1.2	2	Detroit	5.17	0	2	0	21	15.2	9
0.00	0	0	0	2	1.1	0	Houston	0.77	0	0	0	15	11.2	1
10.80	0	0	0	7	3.1	4	Kansas City	6.38	0	2	0	26	18.1	13
—	0	0	0	0	0.0	0	Los Angeles	1.45	2	0	0	7	18.2	3
0.00	0	0	0	3	1.2	0	Minnesota	1.37	1	0	1	22	26.1	4
—	0	0	0	0	0.0	0	New York	7.24	1	2	0	12	27.1	22
-	0	0	0	1	0.0	1	Oakland	3.48	0	0	0	7	10.1	4
0.00	0	0	0	3	1.2	0	Seattle	3.15	2	0	0	10	20.0	7
0.00	0	0	0	1	0.1	0	Tampa Bay	2.22	1	0	0	12	24.1	6
3.38	0	2	0	4	2.2	1	Texas	4.67	0	6	0	13	17.1	9
0.00	1	0	0	2	1.1	0	Toronto	2.45	1	1	0	6	3.2	1

VS. THE NATIONAL LEAGUE

2015		CAREER												
ERA	W	L	S	G	IP	ER	vs. TEAM	ERA	W	L	S	G	IP	ER
0.00	0	0	0	2	0.2	0	Arizona	1.08	0	0	0	10	8.1	1
—	0	0	0	0	0.0	0	Atlanta	3.48	0	1	0	9	10.1	4
0.00	0	0	0	3	1.2	0	Chicago (NL)	1.13	0	0	0	12	8.0	1
0.00	1	0	0	3	1.1	0	Cincinnati	4.50	1	2	0	17	10.0	5
6.75	0	0	0	5	2.2	2	Colorado	3.00	0	0	0	10	9.0	3
15.43	0	0	0	3	2.1	4	Los Angeles (NL)	8.59	0	1	0	9	7.1	7
0.00	0	0	0	2	1.2	0	Miami	0.00	0	0	0	8	4.2	0
6.75	0	0	0	3	1.1	1	Milwaukee	3.00	0	0	0	12	6.0	2
—	0	0	0	0	0.0	0	New York (NL)	5.40	1	1	0	6	5.0	3
20.25	0	0	0	3	1.1	3	Philadelphia	8.64	0	0	0	13	8.1	8
0.00	0	0	0	2	0.1	0	Pittsburgh	9.53	0	1	0	19	11.1	12
—	0	0	0	0	0.0	0	San Diego	2.25	0	0	0	5	4.0	1
0.00	0	0	0	2	1.1	0	San Francisco	0.00	0	0	0	7	4.2	0
5.40	0	1	0	5	1.2	1	St. Louis	3.86	0	1	0	6	2.1	1
13.50	0	0	0	2	0.2	1	Washington	9.00	0	0	0	4	2.0	2

MONTHLY BREAKDOWN

2015		CAREER												
ERA	W	L	S	G	IP	ER	by MONTH	ERA	W	L	S	G	IP	ER
—	0	0	0	0	0.0	0	March	0.00	0	0	0	1	0.1	0
6.75	0	0	0	10	5.1	4	April	4.25	2	2	0	53	42.1	20
1.17	1	2	0	15	7.2	1	May	3.57	1	5	0	57	40.1	16
4.91	0	1	0	11	3.2	2	June	6.16	1	3	0	49	30.2	21
7.36	1	0	0	9	3.2	3	July	3.42	2	5	0	47	68.1	26
6.14	0	0	0	15	7.1	5	August	3.29	2	3	0	74	90.1	33
9.95	0	1	0	11	6.1	7	September	5.01	2	6	1	65	64.2	36
0.00	0	0	0	1	1.0	0	October	0.00	1	0	0	3	8.1	0

PITCHING BREAKDOWN

2015		CAREER												
ERA	W	L	S	G	IP	ER	by CATEGORY	ERA	W	L	S	G	IP	ER
6.88	1	3	0	37	17.0	13	Home	3.76	6	12	0	167	167.2	70
4.50	1	1	0	35	18.0	9	Away	4.15	5	12	1	182	177.2	82
2.08	2	2	0	25	13.0	3	Day	3.64	6	8	0	118	121.0	49
7.77	0	2	0	47	22.0	19	Night	4.13	5	16	1	231	224.1	103
4.08	1	3	0	40	17.2	8	Pre-ASG	4.15	4	11	0	179	143.0	66
7.27	1	1	0	32	17.1	14	Post-ASG	3.83	7	13	1	170	202.1	86
—	0	0	0	0	0.0	0	Starter	4.35	6	8	0	23	124.0	60
5.66	2	4	0	72	35.0	22	Reliever	3.74	5	16	1	326	221.1	92

BALLPARK BREAKDOWN

	ERA	W	L	S	G	IP	ER
Angel Stadium	1.69	1	0	0	4	10.2	2
AT&T Park	0.00	0	0	0	4	2.2	0
Busch Stadium	3.86	0	2	0	54	39.2	17
Camden Yards	4.40	0	2	0	8	14.1	7
Chase Field	1.29	0	0	0	7	7.0	1
Citi Field	9.00	1	0	0	2	2.0	2
Citizens Bank Park	16.62	0	0	0	8	4.1	8
Comerica Park	1.93	0	1	0	11	4.2	1
Coors Field	10.13	0	0	0	5	2.2	3
Dodger Stadium	8.10	0	1	0	5	3.1	3
Fenway Park	13.50	0	0	0	3	3.1	5
Globe Life Park	4.82	0	3	0	8	9.1	5
Great American	1.50	1	1	0	10	6.0	1
Kauffman Stadium	6.00	0	2	0	15	12.0	8
Marlins Park	0.00	0	0	0	5	3.2	0
Miller Park	3.00	0	0	0	6	3.0	1
Minute Maid Park	1.50	0	0	0	7	6.0	1
Nationals Park	9.00	0	0	0	4	2.0	2
O.co Coliseum	3.52	0	0	0	4	7.2	3
PETCO Park	5.63	0	1	0	14	8.0	5
PNC Park	10.80	0	1	0	9	5.0	6
Progressive Field	3.02	1	3	0	70	41.2	14
Rogers Centre	3.72	5	6	0	34	82.1	34
Safeco Field	4.66	1	0	0	6	9.2	5
Sun Life Stadium	0.00	0	0	0	2	0.1	0
Target Field	0.00	1	0	1	13	14.2	0
Tropicana Field	1.76	0	0	0	6	15.1	3
Turner Field	4.26	0	1	0	5	6.1	3
U.S. Cellular Field	1.80	0	0	0	11	5.0	1
Wrigley Field	2.45	0	0	0	4	3.2	1
Yankee Stadium	10.00	0	0	0	5	9.0	10

FIELDING STATISTICS

Pitcher	Year	Pct.	G	PO	A	E	TC	DP
	2009	1.000	11	2	10	0	12	2
	2010	1.000	14	1	4	0	5	0
	2011	.895	71	4	13	2	19	1
	2012	1.000	70	2	10	0	12	1
	2013	1.000	38	1	2	0	3	0
	2014	.889	73	3	5	1	9	0
	2015	.727	72	4	4	3	11	1
Totals		.915	349	17	48	6	71	5

RZEPZYNSKI'S CAREER BESTS

Low Hit Complete Game: None
Innings Pitched: 7.0 (twice), last: October 3, 2010 at Minnesota. As reliever: 3.0, August 13, 2011 vs. Colorado
Strikeouts: 9 (twice), last: September 27, 2010 vs. New York (AL). As reliever: 4, July 28, 2011 vs. Houston
Pitches: 116 August 26, 2009 vs. Tampa Bay
Longest Winning Streak: 5, September 21, 2010 to April 22, 2011
Longest Losing Streak: 9, May 26, 2011 to May 30, 2012
Longest Scoreless Streak: 10.0, October 3, 2010 to April 13, 2011



RIGHT-HANDED PITCHER

Height/Weight: 6-2 / 220 **Bats/Throws:** Right / Right
Birthdate: October 22, 1989 **Opening Day Age:** 26
Birthplace/Resides: Puerto Plata, Dominican Republic / Puerto Plata, Dominican Republic
Major League Service: None
Obtained: Signed to a minor league contract, November 17, 2015
Contract Status: First year of a one-year contract through 2016

NON-ROSTER INVITEE

CAREER HIGHLIGHTS

Was signed by the Los Angeles Angels organization out of the Dominican Republic Nov. 7, 2007 and spent eight seasons in the Angels farm system before signing with the A's as a free agent Nov. 17, 2015...was 17-18 with a 3.23 ERA in 207 career appearances, all but two in relief, in his Angels career...had 333 strikeouts in 295.2 innings, an average of 10.14 per nine innings...allowed just 15 home runs (0.46 per nine innings)...had never pitched above Single-A prior to spending the entire 2015 season with Double-A Arkansas.

2015 HIGHLIGHTS

Made his Double-A debut in his eighth professional season, going 4-2 with a 2.31 ERA in 39 relief appearances with Arkansas...allowed just 33 hits for a .175 opponents batting average, but issued a career-high 32 walks (4.94 per nine innings)...matched his career high in wins...finished with more strikeouts than innings pitched for the fourth consecutive season as he struck out 78 batters in 58.1 innings (12.03 per nine innings)...led the Texas League with 12 holds and topped TL relievers in opponents batting average and strikeouts per nine innings...surrendered just three home runs, an average of 0.46 per nine innings...his opponents batting average included a mark of .173 (19-for-110) against right-handed hitters compared to .177 (14-for-79) against left-handers...yielded a .223 batting average with the bases empty, .116 with runners on...opponents hit .125 with runners in scoring position and were 0-for-19 with RISP and two outs...allowed just 1-of-13 (7.7%) inherited runners to score...had a .293 opponents batting average and .463 on-base percentage against batters leading off an inning...logged a 3.00 ERA in 18 games in the first half, a 1.72 ERA in 21 in the second half...compiled a 2.97 ERA at home, 1.61 on the road...tossed at least one inning in 36 of his 39 appearances, including two or more 17 times...struck out at least one batters in 35 games, including two or more 24 times...pitched for Lacey in the Dominican Winter League following the season and was 1-2 with a save and a 1.25 ERA in 20 relief appearances.

ARKANSAS: Did not allow a run over his first four games (7.1 ip)...then walked a season-high three batters and allowed three runs in 1.1 innings April 30 against Tulsa...struck out a season-high four batters April 20 against Midland, his first of six four-strikeouts games (May 12 against Northwest Arkansas, June 20 in the second game of a doubleheader at Tulsa, June 22 against Northwest Arkansas, June 28 against Springfield and July 4 at Midland)...allowed a season-high four runs on a season-high three hits in 1.1 innings June 3 at San Antonio and took the loss...then had a season-high nine-game, 15.0-inning scoreless streak from June 5 to July 8...had a streak of 11.0 consecutive hitless innings from June 11 to July 8...retired 21 consecutive batters from June 11 to 28...struck out 21 batters in 13.2 innings in eight games in June and held the opposition to a .114 batting average...surrendered his first home run of the season July 12 against Frisco, snapping a season-opening 22-game, 33.0-inning homerless streak...tossed a season-high 3.0 scoreless innings Aug. 13 against Corpus Christi (1 h, 1 bb, 3 so)...matched his season-high by allowing three hits Aug. 21 at San Antonio but tossed 2.0 scoreless innings for the win...logged a 1.72 ERA in nine games in August and did not allow a run in three outings in September (4.1 ip)...finished the regular season with a 12.0 inning scoreless streak starting Aug. 19...then had a loss, a blown save and a 3.86 ERA in two postseason appearances (2.1 ip, 2 h, 2 r, 1 er, 1 bb, 3 so).

CAREER

2014—Spent the entire season at Single-A Inland Empire and went 4-4 with a 5.36 ERA in a career-high 42 appearances...also had career highs in wins, runs (33), earned runs (29) and wild pitches (11)...the

ERA was the highest of his career...struck out 72 batters in 48.2 innings, an average of 13.32 per nine innings...walked 16 for a strikeout-to-walk ratio of 4.50...allowed a .283 opponents batting average, including .267 against right-handed hitters compared to .305 against left-handers...did not walk a batter to lead off an inning and held opponents to a .195 batting average in that situation...yielded four of his five home runs with runners on base...compiled a 4.37 ERA and .233 opponents batting average in 21 games at home, a 6.23 ERA and .321 opponents average in 21 games on the road...surrendered just one home run in 22.2 innings at home...allowed 17-of-29 (58.6%) inherited runners to score...was charged with five blown saves...tied for the California League lead in balks (3)...began the season on the disabled list with a sprained left ankle...was reinstated April 16...struck out a season-high five batters in 2.0 scoreless innings April 26 at Lake Elsinore...had an 8.04 ERA over his first 11 games through May 25...then compiled a season-best 10.0-inning scoreless streak from May 28 to June 28...did not allow a run in nine games in June (9.0 ip, 5 h, 2 bb, 12 so) and held the opposition to a .161 batting average...however, allowed 7-of-12 (58.3%) inherited runners to score...compiled a 9.22 ERA over a 13-game stretch from July 3 to Aug. 14...tossed 1.1 scoreless innings Aug. 8 against Rancho Cucamonga for his lone save...did not allow a run in six of his final seven outings beginning Aug. 14 (0.96 ERA)...logged a season-high 2.2 scoreless innings and matched his season high with five strikeouts Aug. 29 at Lancaster...did not allow a run in three postseason appearances for the 66ers (3.0 ip, 4 h, 3 so)

2013—Began the season at Single-A Burlington and went 1-1 with a 3.38 ERA in 15 games, including the only two starts of his professional career...was transferred to Single-A Inland Empire June 8 where he was 2-4 with five saves and a 2.87 ERA in 31 relief appearances...combined for a 3-5 record and a 3.10 ERA in 46 games overall...had career highs in games, losses, innings pitched (69.2), hits (63), home runs (6) and strikeouts (81)...averaged 10.46 strikeouts per nine innings...allowed a .232 opponents batting average, including .217 against left-handed hitters compared to .244 against right-handers...opponents hit .183 with a .290 on-base percentage when leading off an inning...allowed 5-of-23 (21.7%) inherited runners to score...converted 5-of-7 (71.4%) save opportunities, all with Inland Empire...allowed his first home run of the season April 22 against Cedar Rapids, snapping a 69-game, 104.2-inning homerless streak dating back to June 11, 2009...made his two starts and had both of his decisions with Burlington in consecutive outings on May 10 against Kane County and May 15 at Cedar Rapids...tossed 5.0 innings in each outing, both in the second game a doubleheader...struck out a season-high 10 batters in the latter outing on the 15th...fanned seven batters in 3.0 scoreless innings of relief in his next outing May 19 against Wisconsin for his most strikeouts in a relief appearance...was 1-1 with a 1.37 ERA and .151 opponents batting average in seven games in May...struck out 27 batters in 19.2 innings (12.36 per nine innings)...allowed just one run (0.79 ERA) and held opponents to a .143 opponents batting average over an 11-game stretch from July 10 to Aug. 7...was 1-1 with a 7.36 ERA in five postseason appearances for the California League Champion 66ers (3.2 ip, 4 h, 3 r, 3 er, 2 bb, 5 so).

2012—Began his first season in the United States in extended spring training...pitched for the Angels affiliate in the Arizona Rookie League when the season began in June and went 1-1 with six saves and a 2.64 ERA in 20 relief appearances...was transferred to Orem of the Pioneer Rookie League Aug. 28 and made one appearance with the Owlz the next day against Ogden (1.2 ip, 2 h, 2 bb, 1 so)...combined for a 2.51 ERA in 21 games overall...struck out 34 batters in 32.1 innings and did not allow a home run for the third consecutive season...allowed a .215 opponents batting average, including .200 against right-handed hitters compared to .235 against left-handers...yielded a .171 average with runners in scoring position, including .150 with RISP and two outs...allowed 3-of-10 (30.0%) inherited runners to score...converted 6-of-7 (85.7%) save opportunities, all of which came over his final 10 outings...posted a 0.90 ERA in seven games on the road...compiled a 0.72 ERA over his first 15 appearances through Aug. 15...tossed a season-high 3.1 innings in each of his first two appearances on June 21 against the Indians and June 24 against the Giants...struck out a season-high six against the Giants.

2011—Spent his fourth consecutive season with the Angels affiliate in the Dominican Summer League and was 2-0 with four saves and a career-low 0.82 ERA in 17 relief appearances...did not allow a home run in 22.0 innings...yielded a .218 opponents batting average, including .083 against left-handed hitters compared to .242 against right-handers...opponents hit .133 when leading off an inning...allowed 8-of-14 (57.1%) inherited runners to score...converted 4-of-6 (66.7%) save opportunities...began the season with a 10-game, 13.2-inning scoreless streak...tossed a season-high 3.0 scoreless innings July 6 at the Rangers and July 27 against the Yankees-1...struck out a season-high batters in the game against the Yankees.

2010—Went 1-2 with a 2.08 ERA in 14 relief appearances with the Angels affiliate in the Dominican Summer League...had a career-high and team-leading seven saves...did not allow a home run in 21.2 innings...opponents hit .275, including .222 by left-handed hitters and .290 by right-handers...yielded a .206 batting average with runners in scoring position, including .158 with RISP and two outs...logged a 0.69 ERA in seven games on the road...converted each of his seven save opportunities...allowed 4-of-9 (44.4%) inherited runners to score...had a 0.47 ERA over his first 11 games...yielded five of his six runs over his final three appearances.

2009—Went 0-4 with a save and a 5.08 ERA in 17 relief appearances with the Angels Dominican Summer League affiliate...surrendered just one home run in 28.1 innings...yielded a .279 opponents batting average, including .272 against right-handed hitters compared to .304 against left-handers...allowed 3-of-6 (50.0%) inherited runners to score...posted a 1.59 ERA in six games in July...struck out a season-high four batters July 15 against the Rangers.

2008—Made his professional debut with the Angels affiliate in the Dominican Summer League...was 2-0 with a save and a 3.68 ERA in 11 games...allowed a .276 opponents batting average, including .100 with runners in scoring position and two outs...recorded his first save July 23 at the Astros and his first win Aug. 7 in the second game of a doubleheader at the Rangers...made one postseason appearance (0.2 ip, 1 bb, 1 so).

PERSONAL/MISCELLANEOUS

Eduard Francisco Santos (Mercedes) was originally signed by Angels scout Leo Perez...attended Liceo Prepara High School in Puerto Plata in the Dominican Republic.

LIFETIME PITCHING RECORD

Year	Club	W	L	ERA	G	GS	CG	SHO	SV	IP	H	R	ER	HR	HB	BB	IBB	SO	WP	BK
2008	DSL Angels	2	0	3.68	11	0	0	0	1	14.2	16	9	6	0	1	9	0	10	1	0
2009	DSL Angels	0	4	5.08	17	0	0	0	1	28.1	29	16	16	1	1	15	1	18	4	0
2010	DSL Angels	1	2	2.08	14	0	0	0	7	21.2	22	6	5	0	1	10	1	18	2	1
2011	DSL Angels	2	0	0.82	17	0	0	0	4	22.0	17	2	2	0	1	6	0	22	1	0
2012	AZL Angels	1	1	2.64	20	0	0	0	6	30.2	24	11	9	0	0	13	0	33	2	1
	Orem	0	0	0.00	1	0	0	0	0	1.2	2	0	0	0	0	2	0	1	0	0
2013	Burlington	1	1	3.38	15	2	0	0	0	32.0	27	16	12	2	1	10	0	41	2	0
	Inland Empire	2	4	2.87	31	0	0	0	5	37.2	36	15	12	4	1	20	0	40	2	0
2014	Inland Empire	4	4	5.36	42	0	0	0	1	48.2	56	33	29	5	2	16	1	72	11	3
2015	Arkansas	4	2	2.31	39	0	0	0	0	58.1	33	16	15	3	1	32	1	78	6	0
Minor League Totals		17	18	3.23	207	2	0	0	25	295.2	262	124	106	15	9	133	4	333	31	5

CAREER TRANSACTIONS

2007 — Signed by the Los Angeles Angels organization as a non-drafted free agent, November 7. **2015** — Elected free agency, November 6; signed by the Oakland Athletics to a minor league contract, November 17.

**LEFT-HANDED PITCHER****Height/Weight:** 6-2 / 193**Bats/Throws:** Right / Left**Birthdate:** October 30, 1990**Opening Day Age:** 25**Birthplace/Resides:** New Port Richey, Florida / Holiday, Florida**Major League Service:** None**Obtained:** Signed to a minor league contract, November 23, 2015**Contract Status:** First year of a one-year contract through 2016**NON-ROSTER INVITEE****CAREER HIGHLIGHTS**

Has been a member of six different organizations in a seven-year professional career but has pitched for just two of those...was originally drafted by Arizona in 2009 and pitched in the Diamondbacks farm system before a June 21, 2015 trade to Cincinnati...was a member of the Houston, San Diego and Kansas City organizations after being selected in the 2011 Rule 5 draft but did not pitch in a regular season game for any of those teams before returning to the Diamondbacks...the A's are organization number six...is 21-18 with a 3.46 ERA in 258 career appearances, including 31 starts...has not started since 2012...pitched four consecutive no-hitters as a senior in high school.

2015 HIGHLIGHTS

Spent the entire season in the Double-A Southern League where he was 2-2 with a 3.33 ERA in 52 relief appearances...lead the league in holds (14) and tied for the league lead in games pitched...began the year at Mobile in the Arizona Diamondbacks organization and was 0-1 with a 3.24 ERA in 22 relief appearances when he was traded to the Cincinnati Reds for cash June 21...spent the rest of the season at Pensacola and went 2-1 with a 3.41 ERA in 30 games...surrendered just one home run in 54.0 innings...allowed a .254 opponents batting average, including .232 (23-for-99) against left-handed hitters compared to .276 (27-for-98) against right-handers...opponents hit .315 with the bases empty compared to .200 with runners on base...yielded a .191 batting average with runners in scoring position...allowed 8-of-34 (23.5%) inherited runners to score...that included 7-of-12 (58.3%) with Mobile and 1-of-22 (4.5%) with Pensacola...combined with both clubs for a 4.40 ERA and .301 opponents batting average in 29 home games compared to a 2.13 ERA and .190 opponents average in 23 games on the road...had a 1.64 ERA through the seventh inning of a game, a 5.06 ERA from the eighth inning on...tossed fewer than one inning in 18 of his 52 appearances.

MINORS: Did not allow a run in eight of his first 10 appearances with Mobile for a 1.80 ERA...stranded all five of his inherited runners over that stretch...tossed a season-high 3.0 scoreless innings April 18 against Biloxi...yielded eight runs, six earned, over a seven-game stretch from May 8 to 29 (7.36 ERA) and allowed all five of his inherited runners to score...uncorked four of his five wild pitches over a five-game stretch from May 13 to 29...allowed a season-high four hits May 23 against Chattanooga...struck out in his only at bat June 18 at Pensacola...also matched his season high by firing 3.0 scoreless innings that day in his final outing before he was traded to the Wahoos June 21 for cash considerations...did not allow a run in his first 10 games (9.2 ip) with Pensacola, giving him a 13.2-inning scoreless streak overall from June 13 to July 20...combined with both clubs for a 1.00 ERA in seven appearances in June...compiled a 9.31 ERA over a 10-game stretch from July 21 to Aug. 11...yielded a season-high three runs in back-to-back outings July 26 against Biloxi and July 29 at Chattanooga...also allowed a season-high tying four hits on the 26th...surrendered his first (and only) home run of the season July 29 at Chattanooga, snapping a season-opening 35-game, 37.0-inning, 157-batter faced homerless streak...struck out a season-high three batters in back-to-back outings Aug. 7 and 9 against Birmingham...allowed just one earned run over his final nine games and 7.1 innings beginning Aug. 13...made one postseason appearance for Pensacola (1.0 ip, 1 bb, 2 so).

CAREER

2014—Was selected by Houston with the first pick in the Rule 5 draft following the 2013 season and was traded to San Diego for pitcher Anthony Bass later that day...logged a 2.25 ERA in eight spring train-

ing appearances with the Padres before he was claimed off waivers by Kansas City March 25...did not pitch for the Royals before he was returned to Arizona March 27...began the season at Double-A Mobile where he compiled a 3-2 record, a 2.03 ERA and .141 opponents batting average in 36 relief appearances...was transferred to Triple-A Reno July 5 and had no decisions and a 4.50 ERA in 21 games with the Aces...combined for a 3.02 ERA in a career-high 57 appearances overall...allowed just four home runs in 44.2 innings but issued 25 walks (5.04 per nine innings)...allowed a .213 opponents batting average, including .155 against left-handed hitters compared to .262 against right-handers...however, surrendered three of his four home runs to lefties...yielded a .091 batting average with runners in scoring position at Mobile but opponents hit .588 with RISP at Reno...allowed 9-of-32 (28.1%) inherited runners to score...had 10 holds with Mobile, which ranked fourth in the Southern League...was 0-for-2 with a strikeout as a hitter...tossed fewer than one inning in 27 of his 57 appearances...had just seven outings longer than 1.0 inning...did not allow a run in 16 of his first 17 appearances through May 16...had a 0.75 ERA over that span and opponents were 2-for-35 (.057) with four walks...had a season-best 6.0-inning scoreless streak from April 26 to May 16...did not allow a hit over that span...compiled a 1.42 ERA and held the opposition to a .100 batting average in 10 games in April...tossed a season-high 2.1 scoreless innings June 29 at Jackson...was transferred to Reno July 5 and compiled a 6.48 ERA over his first nine games through July 31...then logged a 2.79 ERA over his final 12 appearances...struck out a season-high four batters in 1.1 scoreless innings Aug. 11 against Sacramento...did not allow a run in two postseason appearances with the Aces (0.2 ip, 1 b, 1 bb).

2013—Spent the entire season at Single-A Visalia for the second consecutive year and went 0-1 with a career-low 1.83 ERA in 55 appearances...struck out 45 batters in 44.1 innings and surrendered just three home runs (0.60 per nine innings)...ranked second in the California League in holds (20) and tied for third in games pitched...allowed just 4-of-28 (14.3%) inherited runners to score...yielded a .191 opponents batting average, including .184 against right-handed hitters compared to .198 against left-handers...opponents hit .147 with runners in scoring position...had a 1.08 ERA in 29 appearances during the first half, a 2.79 ERA in 26 games in the second half...logged a 2.78 ERA and .235 opponents batting average in 31 games at home compared to a 0.83 ERA and .139 opponents average in 24 games on the road...did not allow any of his 12 inherited runners to score in road games...tossed fewer than one inning in 22 of his 55 appearances...did not allow a run in 22 of his 23 outings from April 26 to June 25...had a 0.41 ERA over that span and opponents were 9-for-71 (.127)...posted a 0.93 ERA and .182 opponents batting average in 12 games in May...had a season-best 11.1-inning scoreless streak from May 31 to June 25...tossed a season-high 2.0 scoreless innings June 9 against Rancho Cucamonga...struck out a season-high four batters in 1.1 scoreless innings June 22 at Modesto...did not allow an earned run in 20 of his final 21 appearances beginning June 30 (1.13 ERA, .193 opponents batting average)...finished the regular season with a 14-game, 11.0-inning scoreless streak beginning July 23...did not allow a run in two postseason appearances for the Rawhide (1.0 ip, 1 so)

2012—Was 4-5 with his only professional save and a 4.90 ERA in 47 games, including two starts, with Single-A Visalia...struck out 67 batters in 64.1 innings...ranked second among California League relievers with a .215 opponents batting average...yielded a .240 batting average overall, including .225 against right-handed hitters compared to .263 against left-handers...surrendered four of his five home runs to righties...allowed 4-of-28 (14.3%) inherited runners to score...was 3-3 with a 6.19 ERA in 22 games in the first half, 1-2 with a 3.62 ERA in 25 outings in the second half...tossed 2.2 scoreless innings in his first outing April 8 at Bakersfield...it was his longest relief appearance of the season...made the final two starts of his professional career in back-to-back outings May 1 at Modesto and May 5 against High Desert...took the loss in each outing, both of which were second games of doubleheaders...tossed a season-high 3.0 innings in the May 1 contest...struck out a season-high four batters in 2.0 innings May 17 against San Jose and picked up the win...it was his first of four four-strikeout games...was credited with the only save of his career May 19 against San Jose when he retired the side in order in the ninth inning of the Rawhides 7-5 win...had a season-best 11.0-inning scoreless streak from June 23 to July 15.

2011—Spent the entire season at Single-A South Bend and went 7-4 with a 3.33 ERA in 27 games, including 14 starts...had career highs in wins, innings pitched (119.0), strikeouts (84), hits (106), runs (52), earned runs (44), walks (41) and home runs (7)...allowed a .244 batting average, including .237 against right-handed hitters compared to .259 against left-handers...yielded six of his seven home runs to righties...went 6-3 with a 3.00 ERA in 13 appearances during the first half of the season, all

starts...13 of his 14 appearances in the second half came in relief and he was 1-1 with a 3.95 ERA in those outings...tossed at least 6.0 innings in 10 of his 14 starts, including a season-high 7.0 four times...logged three or more innings in 11 of his 13 relief appearances, including 4.0 innings twice...did not inherit any runners in relief...was 6-2 with a 2.74 ERA and .219 opponents batting average at home, 1-2 with a 4.14 ERA and .276 opponents average on the road...had a five-game winning streak from May 8 to June 5...struck out a season-high eight batters May 19 against Lancaster...did not allow a home run in 19 of his final 20 appearances beginning May 19...allowed just one home run in 78.1 innings over that span...compiled a 4-1 record and a 3.31 ERA in six starts in May.

2010—Was used exclusively as a starting pitcher for the only time in his career at Rookie Missoula and was 5-4 with a 3.76 ERA in 15 starts...ranked third in the Pioneer League in ERA and fifth in opponents batting average (.261)...also issued the second most walks (34)...surrendered just three home runs in 76.2 innings, an average of 0.35 per nine innings...his opponents batting average included a mark of .226 against left-handed hitters compared to .271 against right-handers...tied for the lead among PL pitchers in assists (17), double plays (3) and errors (3)...tossed 5.0 scoreless innings in his second start of the season June 26 against Billings for his first professional win...went 2-0 with a 1.69 ERA over his first three starts and 2-0 with a 2.12 ERA over his final three starts...was 1-4 with a 5.15 ERA in nine starts in between.

2009—Was selected by Arizona in the 13th round of the draft and signed Aug. 11...reported to Missoula of the Pioneer Rookie League and had no decisions and a 3.60 ERA and .211 opponents batting average in five relief appearances...allowed a .176 opponents batting average against right-handed hitters and .100 with runners in scoring position...made his professional debut Aug. 29 at Billings (1.0 ip, 2 so).

PERSONAL/MISCELLANEOUS

Patrick James Schuster was originally signed by Diamondbacks' scout Luke Wrenn...graduated from J.W. Mitchell (FL) High School...was named 2009 *Sports Illustrated* National Boys High School Athlete of the Year after throwing a Florida High School record four consecutive no-hitters his senior season.

LIFETIME PITCHING RECORD

Year	Club	W	L	ERA	G	GS	CG	SHO	SV	IP	H	R	ER	HR	HB	BB	IBB	SO	WP	BK
2009	Missoula	0	0	3.60	5	0	0	0	0	5.0	4	2	2	0	0	4	0	6	1	0
2010	Missoula	5	4	3.76	15	15	0	0	0	76.2	76	50	32	3	9	34	0	60	4	1
2011	South Bend	7	4	3.33	27	14	0	0	0	119.0	106	52	44	7	9	41	0	84	3	1
2012	Visalia	4	5	4.90	47	2	0	0	1	64.1	56	37	35	5	10	32	2	67	6	0
2013	Visalia	0	1	1.83	55	0	0	0	0	44.1	30	14	9	3	0	18	1	45	2	0
2014	Mobile	3	2	2.03	36	0	0	0	0	26.2	12	7	6	2	1	15	0	19	3	0
	Reno	0	0	4.50	21	0	0	0	0	18.0	21	10	9	2	1	10	1	20	3	0
2015	Mobile	0	1	3.24	22	0	0	0	0	25.0	23	11	9	0	2	12	0	20	4	0
	Pensacola	2	1	3.41	30	0	0	0	0	29.0	27	11	11	1	2	14	1	25	1	0
Minor League Totals		21	18	3.46	258	31	0	0	1	408.0	355	194	157	23	34	180	5	346	27	2

CAREER TRANSACTIONS

2009 — Selected by the Arizona Diamondbacks organization in the 13th round of the First-Year Player Draft. **2013** — Selected by the Houston Astros in the Rule 5 draft, December 12. Traded to the San Diego Padres for pitcher Anthony Bass, December 12. **2014** — Claimed off waivers by the Kansas City Royals, March 25. Returned to Arizona (Rule 5), March 27. **2015** — Traded to the Cincinnati Reds organization for cash, June 21. Elected free agency, November 6; signed by the Oakland Athletics to a minor league contract, November 23.

**INFIELDER****Height/Weight:** 6-0 / 195**Bats/Throws:** Right / Right**Birthdate:** September 17, 1990**Opening Day Age:** 25**Birthplace/Resides:** San Francisco, California / Oakland, California**Major League Service:** 1 year, 118 days**Obtained:** Acquired from the Chicago White Sox with Chris Bassitt, Josh Phegley and Rangel Ravelo for Jeff Samardzija and Michael Ynoa, December 9, 2014**Contract Status:** First year of a one-year contract through 2016**CAREER HIGHLIGHTS**

The East Bay native hit 257 with 15 home runs and 45 RBI in a team-leading 155 games in his first year with the A's in 2015 after batting .240 with eight home runs and 35 RBI in 85 games in two seasons with the White Sox...has a .251 average in 240 games in three Major League seasons...was originally selected by Chicago (AL) in the sixth round of the 2011 draft out of Cal...set an Oakland record with a Major League leading 35 errors in 2015...was named to *Baseball America's* Minor League All-Star Team in 2013...was also named Southern League Most Valuable Player after leading the league in on-base percentage (.420) and runs scored (90) at Birmingham...played for Glendale in the Arizona Fall League in 2013...was ranked as the No. 5 Prospect in the White Sox system by *Baseball America* prior to the 2014 season and was No. 14 prior to 2013.

2015 HIGHLIGHTS

Batted .257 with 15 home runs and 45 RBI in a team-leading 155 games in his first full season in the majors...started the year strong and finished strong but struggled in between...hit .314 with six home runs and 15 RBI over his first 40 games through May 18, .195 with two home runs and seven RBI over a 63-game stretch from May 19 to July 31, and .283 with seven home runs and 23 RBI over his final 52 contests...committed a Major League leading 35 errors to set an Oakland record for errors in a season...broke the previous mark of 34 set by Bert Campaneris in 1968...the errors were the most by an Athletic since Campaneris had 35 with the Kansas City A's in 1965 and they were the most by an A's shortstop since Dick Howser had 38 in 1961...they were the most by a Major League shortstop since Jose Valentin had 36 with Chicago (AL) in 2000...had a .947 fielding percentage, which was the lowest by an A's shortstop since Campaneris had a mark of .938 in 1965 and the lowest by an American League shortstop since Mike Caruso fielded .944 with Chicago in 1998...committed 28 errors in 89 games at shortstop before the All-Star Break but just seven in 63 games after the break...batted .329 (50-for-152) against left-handed pitching compared to .230 (93-for-404) against right-handers...his average against lefties ranked seventh in the AL...has a .306 (77-for-252) career average against lefties, .228 (138-for-604) against righties...tied for second among AL shortstops with 15 home runs (Correa, HOU 22)...tied for fourth in the AL with six home runs batting ninth...hit 13 of his 15 home runs during the day, 10 on the road and 10 with the bases empty...had a .208 batting average with runners in scoring position and was 4-for-23 (.174) with the bases loaded...batted .294 with 10 of his 15 home runs against AL West competition, .223 against everyone else...ranked second in the AL in highest line drive percentage (29.6%), sixth in most at bats per RBI (12.36) and tied for seventh in stolen bases off a left-handed pitcher (6)...was 6-for-7 (85.7%) in stolen base attempts against lefties, 5-for-9 (55.6%) against righties...appeared exclusively at shortstop on defense where he played in 152 games, including 147 starts...ranked third among AL shortstops in double plays (99) and fourth in total chances (656)...also went 3-for-7 (.429) with a double, triple and walk as a pinch hitter...is now 6-for-10 (.600) with two doubles, a triple, two RBI and two walks in the pinch in his career...led the A's with 50 starts batting ninth and 43 starts hitting eighth...hit in every spot in the order except third, fourth and fifth.

OAKLAND: Had his first of four two-error games April 21 at Los Angeles (AL), giving him six errors in the first 15 games...then had a season-high 16-game errorless streak from April 22 to May 8...collected a season-high three hits and had the first two-double game of his career April 29 against Los Angeles (AL)...had the first two steal game of his career May 9 at Seattle but also made two errors...that started a 33-game stretch through June 14 where he committed 16 errors, including two more two-error games (May 17 vs. Chicago-AL and June 14 at Los Angeles-AL)...connected for the first two-homer

game of his career May 10 at Seattle with a pair of solo home runs off Felix Hernandez...it was the first two-homer game by an A's shortstop since May 21, 2004 (Bobby Crosby vs. Kansas City)...homered again May 12 against Boston but then had a career-high 45-game homerless streak before hitting his next home run July 2 against Seattle...batted .217 with three RBI during the homerless streak...hit .183 in 24 games in July...slugged a solo home run in the seventh inning Aug. 1 against Cleveland to snap a career-high streak of 17 consecutive games without an RBI...had a career-high nine-game hitting streak from Aug. 4 to 14...was 14-for-31 (.452) with two doubles, one triple, one home run and five RBI during the streak...matched his career high with two doubles Aug. 28 at Arizona...hit .299 with three home runs and 13 RBI in 25 games in August...the batting average was the highest single-month mark of his career...went 0-for-3 Sept. 5 against Seattle...then reached base safely via hit or walk in each of his final 23 games beginning Sept. 6, which is the longest reaching base streak of his career and was an A's season high...hit .266 with a .370 on-base percentage during the streak...matched his season high with a 16-game errorless streak from Sept. 12-30...scored a career-high three runs Sept. 15 at Chicago (AL)...tripled Sept. 22 against Texas, his fifth triple of the season at the Coliseum...that tied the Coliseum record for most triples in a season (sixth time, last: Crisp in 2012).

CAREER

2014—Made his first Opening Day roster with the White Sox and batted .234 with six home runs and 28 RBI in 64 games over two stints with Chicago...had a .218 batting average, three home runs and 18 RBI in 43 games when he was optioned to Triple-A Charlotte June 1...hit .267 with 15 home runs and 52 RBI in 83 games with the Knights before returning to Chicago Sept. 2...batted .273 with three home runs and 10 RBI in 21 games September games with the Sox...struck out 70 times in 255 plate appearances overall, an average of 3.64 plate appearances per strikeout...hit .271 with three home runs against left-handed pitching compared to .212 with three home runs against right-handers...batted .304 with three of his six home runs with runners on base, .187 with the bases empty...had a .333 batting average with runners in scoring position...went 2-for-5 (.400) with a triple, home run, two walks and nine RBI with the bases loaded...slammed four of his six home runs at home...four were go-ahead shots in the sixth inning or later, which tied for the second most in the American League and tied for sixth most in the majors...hit .281 with five home runs and 16 RBI in 23 day games, .204 with one home run and 12 RBI in 41 contests at night...had a .323 batting average in 10 interleague games...was 7-for-13 (.538) when putting the first pitch in play...batted .180 when leading off an inning...started 31 games at third base, 25 at second base and one at shortstop...committed 10 errors as a third baseman for a .896 fielding percentage, and four at shortstop for a .970 fielding percentage...did not make an error in three games overall at shortstop...went 3-for-3 with a double, walk and two RBI in four pinch hitting appearances...started games at every spot in the order except third, fourth and fifth and saw his most playing time with 27 starts batting second...hit .368 with eight RBI in four games batting leadoff...was the White Sox Opening Day starter at second base March 31 against Minnesota and went 0-for-4...went 0-for-6 the next game but then connected on the go-ahead home run in the eighth inning against the Twins April 3 for his first hit of the season...it snapped a career-high 0-for-17 streak dating back to 2013...had a career-high four hits April 8 at Colorado...joined Avisail Garcia (also four hits) as the first Sox teammates, 23 or younger, to collect four hits in the same game since Harold Baines and Harry Chappas on April 20, 1980 at Baltimore (Source: Stats, Inc.)...hit a go-ahead home run in the eighth inning April 13 vs. Cleveland, his second such homer of 2014...the last White Sox to hit two go-ahead homers in the eighth inning or later over the first 13 games of a season was Dick Allen in 1972 (source: Elias)...started in the leadoff spot April 20 at Texas and had his second career four-hit game while driving in a career-high four runs...matched his career high for RBI three games later at Detroit April 23 when he hit his first career grand slam, a game-winning shot in the seventh inning off Ian Krol in the Sox 6-4 win...hit the game-winning, RBI double in the 12th inning May 5 at Chicago (NL)...was optioned to Charlotte June 1 but returned Sept. 2 when the Knights season concluded...hit the game-winning, solo home run in the sixth inning Sept. 11 against Oakland...became the first White Sox number nine hitter to homer in a 1-0 win since Early Wynn on May 1, 1959 against Boston...had a .502 slugging percentage with Charlotte, which was his best as a minor leaguer...joined the Knights June 2 and from that point through the end of the season, he led the International League in walks (53)...also ranked second in extra base hits (38) and tied for second in runs (152)...batted .321 against left-handed pitching compared to .249 against right-handers...hit 10 of his 15 home runs at home...10 were solo shots and seven came in the first inning...his average improved each month as he hit .188 in June, .286 in July and .326 in August...added 23 walks in 28 games in August for a .463 on-base percentage...appeared in 42 games at shortstop, 17 at third base, 11 in left field, eight at second base and seven at designated hitter...committed six errors,

including five as a shortstop (.973 fielding percentage) and one as a third baseman (.981)...batted .327 as a shortstop, .212 at all other positions...saw his most action with 45 games from the three spot in the order...went 21-for-57 (.368) over a 14-game stretch from July 5 to 21...homered in three consecutive games around the All-Star Break from July 12 to 17...reached base safely in 24 consecutive games from Aug. 5 to 30...hit .370 with a .500 on-base percentage over that stretch...had a season-best eight-game hitting streak from Aug. 18 to 25...went 15-for-30 (.500) with three home runs and seven RBI during the streak...homered in three straight games a second time, Aug. 22-24 against Norfolk.

2013—Began the season by making his Double-A debut at Birmingham but finished it by making his Major League debut with Chicago in September...was selected from Triple-A Charlotte Sept. 3 and hit .261 with two home runs and seven RBI in 21 games with the White Sox...batted .298 with both of his home runs at home...hit .364 when leading off an inning and .313 with runners in scoring position...started 13 games at third base, three at shortstop and one at second base...batted .346 over his first eight games, .209 over his final 13 contests...started at third base in his ML debut Sept. 4 at New York (AL) and went 2-for-4 with a RBI...singled off CC Sabathia in the top of the second for his first ML hit...connected for his first home run Sept. 23 against Toronto, a two-run shot off J.A. Happ...was named to *Baseball America's* Minor League All-Star Team after coming to hit .283 with 19 home runs, 66 RBI and 110 runs scored in 137 games with Birmingham and Charlotte...added 98 walks for a .401 on-base percentage...led the minors in runs scored ranked sixth in walks...tied for second among White Sox farmhands in home runs...hit .290 with 15 home runs and 49 RBI in 105 games with Birmingham and was named Southern League Most Valuable Player after leading the league in on-base percentage (.420) and runs scored (90)...also ranked second in slugging (.483), tied for second in walks (84) and third in batting (.290)...was also named the Best Utility Player in the SL and was selected to the Midseason and Postseason All-Star team...combined with both clubs to bat .354 against left-handed pitching compared to .260 against right-handers...hit .264 with seven home runs and 29 RBI in 79 games over the first three months of the season...then batted .310 with 12 home runs and 37 RBI in 58 games from July 1 until his September promotion to Chicago...had a .317 batting average and .441 on-base percentage when leading off an inning...appeared in 73 games at shortstop, 41 at second base and 23 at third base...committed 19 errors as a shortstop (.938 fielding percentage), eight as a second baseman (.956) and one as a third baseman (.986)...hit first 93 times and second in 44 contests...had a 10-game hitting streak from April 7 to 13 (15-for-38, .395)...reached base safely in 26 consecutive games from June 29 to July 28, which was the third longest streak in the SL...hit .372 with a .516 on-base percentage during the streak...was named SL Batter-of-the-Week for the period of July 22 to 28...went 14-for-24 (.583) with 12 runs scored, three doubles, one triple, three home runs, 11 RBI and 12 walks (.722 on-base percentage) in seven games...had his lone two-homer game of the season July 22 against Chattanooga and had four-hit games on July 24 and 26 against Mobile...homered and walked a season-high four times against Mobile on the 27th...hit .372 with eight home runs and 20 RBI in 26 games in July...added 29 walks for a .524 on-base percentage...slugged .745 and had a 1.269 OPS...was promoted to Charlotte Aug. 1 and hit .264 with four home runs and 17 RBI in 32 games with the Knights...played for Glendale in the Arizona Fall League following the season and batted .156 with two home runs and eight RBI in 21 games...played for the West in the AFL Fall Stars Game...was rated as the Best Defensive Second Baseman and possessing the Best Strike-Zone Judgement in the Southern League by *Baseball America*...also ranked as the No. 5 Prospect in the White Sox system and as possessing the Best Strike-Zone Discipline by the magazine.

2012—Spent his first full professional season at Single-A Winston-Salem where he batted .273 with 14 home runs and 59 RBI in 107 games...had his season interrupted by three stints on the disabled list...was out from May 23 to June 1 (strained back), June 14 to 20 (strained right hamstring) and July 28 to Aug. 3 (lacerated left knee)...despite the missed playing time, he tied for second in the Carolina League in extra base hits (50), ranked third in runs scored (80), fifth in slugging percentage (.471) and walks (55), tied for fifth in doubles (31), seventh in total bases (197) and tied for seventh in triples (5)...ranked third in the White Sox farm system in doubles, tied for fourth in extra base hits, fifth in runs, seventh in total bases and slugging percentage and tied for eighth in home runs...hit .316 with 10 home runs in 114 at bats against left-handed pitching (.667 slugging percentage)...appeared in 80 games at shortstop and 24 at second base...committed 19 errors as a shortstop (.943 fielding percentage) and five as a second baseman (.959)...batted leadoff 52 times...had an 18-game hitting streak from April 23 to May 12, which tied for second longest in the CL...went 26-for-76 (.342) with five home runs, 19 RBI and 16 runs scored during the streak...had a grand slam April 25 against Potomac...reached base safely in 28

consecutive games from July 16 to Aug. 22, which tied for the third longest reaching base streak in the CL...hit .325 with a .421 on-base percentage during the streak...went 5-for-25 (.200) with two doubles, two home runs and four RBI in seven postseason games for the Dash...was rated as the White Sox No. 14 prospect by *Baseball America* following the season.

2011—Batted .253 with three home runs and 26 RBI in 60 games in his professional debut with Single-A Kannapolis of the South Atlantic League...hit .287 against right-handed pitching compared to .176 against left-handers...had a .202 average with the bases empty compared to .314 with runners on...appeared in 55 games at shortstop and four at second base...hit safely in each of his first six games as a professional (11-for-29, .379)...connected for his first home run July 5 at Greensboro.

PERSONAL/MISCELLANEOUS

Marcus Andrew Semien was originally signed by White Sox scout Adam Virchis...graduated from St. Mary's High School in Berkeley, Calif. in 2008...attended the University of California-Berkeley...earned Honorable Mention All-Pac-10 honors in 2010...helped lead Cal to the College World Series in 2011.

LIFETIME PLAYING RECORD

Year	Club	AVG.	G	AB	R	H	2B	3B	HR	RBI	SH	SF	HP	BB	SO	SB	CS	SLG	OBP	E
2011	Kannapolis	.253	60	229	35	58	15	2	3	26	6	3	2	22	53	3	4	.376	.320	16
2012	Winston-Salem	.273	107	418	80	114	31	5	14	59	6	3	5	55	97	11	5	.471	.362	24
2013	Birmingham	.290	105	393	90	114	21	5	15	49	2	0	4	84	66	20	5	.483	.420	20
	Charlotte	.264	32	125	20	33	11	1	4	17	0	2	1	14	24	4	0	.464	.338	8
	CHICAGO (AL)	.261	21	69	7	18	4	0	2	7	0	1	0	1	22	2	2	.406	.268	3
2014	CHICAGO (AL)	.234	64	231	30	54	10	2	6	28	2	0	1	21	70	3	0	.372	.300	14
	Charlotte	.267	83	303	57	81	20	3	15	52	0	5	5	53	59	7	2	.502	.380	6
2015	OAKLAND	.257	155	556	65	143	23	7	15	45	1	1	1	42	132	11	5	.405	.310	35
ML Totals		.251	240	856	102	215	37	9	23	80	3	2	2	64	224	16	7	.396	.304	52

CAREER TRANSACTIONS

2008 — Selected by the Chicago White Sox organization in the 34th round of the First-Year Player Draft; did not sign. **2011** — Selected by the Chicago White Sox organization in the 6th round of the First-Year Player Draft. **2014** — Traded to the Oakland Athletics with pitcher Chris Bassitt, catcher Josh Phegley and infielder Rangel Ravelo for pitchers Jeff Samardzija and Michael Ynoa, December 9.

ROOKIE RULE

The Baseball Writers Association of America considers a player a rookie unless during the previous season or seasons he has (a) exceeded 130 at-bats or 50 innings pitched in the major leagues; or (b) accumulated more than 45 days on the active roster of a major league club (excluding military service), during the 25-player limit. The 25-player limit is in effect from Opening Day until August 31.

There are nine rookies on the A's 40-man roster: Raul Alcantara, R.J. Alvarez, Ryan Dull, Tyler Ladendorf, Sean Nolin, Renato Nuñez, Rangel Ravelo, J.B. Wendelken and Joey Wendle

VS. THE AMERICAN LEAGUE

2015					CAREER					
AVG.	AB	H	HR	RBI	vs. TEAM	AVG.	AB	H	HR	RBI
.304	23	7	1	5	Baltimore	.269	26	7	1	5
.273	22	6	1	1	Boston	.211	38	8	1	1
.290	31	9	1	2	Chicago	.290	31	9	1	2
.190	21	4	1	1	Cleveland	.229	70	16	2	3
.167	18	3	0	0	Detroit	.194	67	13	1	7
.294	68	20	3	7	Houston	.290	69	20	3	7
.111	18	2	0	0	Kansas City	.176	68	12	2	4
.278	72	20	2	3	Los Angeles	.278	72	20	2	3
.273	22	6	0	0	Minnesota	.246	61	15	1	4
.222	27	6	1	3	New York	.286	35	10	1	4
—	0	0	0	0	Oakland	.154	13	2	1	1
.323	65	21	5	13	Seattle	.323	65	21	5	13
.091	22	2	0	0	Tampa Bay	.200	45	9	1	6
.281	64	18	0	5	Texas	.282	78	22	0	9
.333	15	5	0	0	Toronto	.368	19	7	1	2

VS. THE NATIONAL LEAGUE

2015					CAREER					
AVG.	AB	H	HR	RBI	vs. TEAM	AVG.	AB	H	HR	RBI
.286	14	4	0	2	Arizona	.294	17	5	0	2
—	0	0	0	0	Chicago	.273	11	3	0	2
.167	12	2	0	0	Colorado	.320	25	8	0	2
.200	15	3	0	2	Los Angeles	.200	15	3	0	2
.364	11	4	0	1	San Diego	.267	15	4	0	1
.063	16	1	0	0	San Francisco	.063	16	1	0	0

MONTHLY BREAKDOWN

2015					CAREER					
AVG.	AB	H	HR	RBI	by MONTH	AVG.	AB	H	HR	RBI
—	0	0	0	0	March	.000	4	0	0	0
.284	88	25	3	12	April	.255	204	52	6	27
.282	117	33	3	4	May	.264	159	42	3	7
.213	89	19	0	2	June	.207	92	19	0	2
.183	82	15	2	4	July	.183	82	15	2	4
.299	87	26	3	13	August	.299	87	26	3	13
.265	83	22	3	8	September	.266	218	58	8	25
.300	10	3	1	2	October	.300	10	3	1	2

BATTING BREAKDOWN

2015					CAREER					
AVG.	AB	H	HR	RBI	by CATEGORY	AVG.	AB	H	HR	RBI
.271	277	75	5	26	Home	.261	433	113	11	42
.244	279	68	10	19	Away	.241	423	102	12	38
.225	204	46	2	11	Day	.244	316	77	7	27
.276	352	97	13	34	Night	.256	540	138	16	53
.256	332	85	8	22	Pre-ASG	.243	497	121	11	40
.259	224	58	7	23	Post-ASG	.262	359	94	12	40
.329	152	50	5	18	vs. LHP	.306	252	77	9	31
.230	404	93	10	27	vs. RHP	.228	604	138	14	49
.208	144	30	2	28	RISP	.248	214	53	5	57
.174	23	4	0	7	Bases Loaded	.207	29	6	1	16
.429	7	3	0	0	Pinch Hitter	.600	10	6	0	2
—	0	0	0	0	Designated Hitter	.250	4	1	0	1

BALLPARK BREAKDOWN

	AVG.	AB	H	HR	RBI
Angel Stadium	.243	37	9	2	2
AT&T Park	.000	10	0	0	0
Camden Yards	.235	17	4	0	0
Chase Field	.286	14	4	0	2
Comerica Park	.217	46	10	1	7
Coors Field	.462	13	6	0	2
Dodgers Stadium	.250	8	2	0	0
Fenway Park	.222	9	2	0	0
Globe Life Arlington	.250	48	12	0	5
Kauffman Stadium	.147	34	5	0	0
Minute Maid Park	.273	33	9	2	4
O.co Coliseum	.267	281	75	5	26
PETCO Park	.500	4	2	0	0
Progressive Field	.111	27	3	0	0
Rogers Centre	.400	5	2	0	0
Safeco Field	.379	29	11	4	6
Target Field	.286	21	6	0	0
Tropicana Field	.227	22	5	1	4
U.S. Cellular Field	.241	174	42	7	18
Wrigley Field	.222	9	2	0	1
Yankee Stadium	.267	15	4	1	3

FIELDING STATISTICS

Second Base

YEAR	PCT.	G	PO	A	E	TC	DP
2013	1.000	3	1	7	0	8	0
2014	.970	26	51	78	4	133	23
Totals	.972	29	52	85	4	141	23

Third Base

YEAR	PCT.	G	PO	A	E	TC	DP
2013	.921	17	5	30	3	38	2
2014	.896	33	14	72	10	96	9
Totals	.903	50	19	102	13	134	11

Shortstop

YEAR	PCT.	G	PO	A	E	TC	DP
2013	1.000	3	7	13	0	20	0
2014	1.000	3	0	3	0	3	1
2015	.947	152	214	407	35	656	99
Totals	.948	158	221	423	35	679	100

SEMIEN'S CAREER BESTS

Hits: 4 (twice), last: April 20, 2014 at Texas

Home Runs: 2, May 10, 2015 at Seattle

Runs Batted In: 4 (twice), last: April 23, 2014 at Detroit

Stolen Bases: 2, May 9, 2015 at Seattle

Hitting Streak: 9, August 4-14, 2015

Hitless Streak (At Bats): 17, September 29, 2013 to April 3, 2014

Game Ending RBI: None

Grand Slams: 1, April 23, 2014 at Detroit (Ian Krol)

Pinch-Hit Home Runs: None

Inside-The-Park Home Runs: None

Lead Off Home Runs: None

**RIGHT-HANDED PITCHER****Height/Weight:** 6-0 / 190**Bats/Throws:** Right / Right**Birthdate:** April 9, 1981**Opening Day Age:** 34**Birthplace/Resides:** Apple Valley, California / Hesperia, California**Major League Service:** 169 days**Obtained:** Signed to a minor league contract, November 15, 2015**Contract Status:** First year of a one-year contract through 2016**NON-ROSTER INVITEE****CAREER HIGHLIGHTS**

Has pitched in the Major Leagues with Boston (2008) and Milwaukee (2009-10) and is 1-0 with a 5.19 ERA in 50 career appearances, all in relief...saw his most action with the Brewers in 2009, compiling a 4.11 ERA in 35 relief appearances...was released by the Mariners organization May 19, 2011 and did not pitch professionally again until signing with the Wichita Wingnuts of the independent American Association in 2013...signed a minor league deal with San Diego June 27, 2014...is 48-47 with a 3.91 ERA (384 er in 884.1 ip) in 279 career minor league appearances, including 130 starts, in a professional career that began with the Red Sox organization in 2002.

2015 HIGHLIGHTS

Spent most of the season at Triple-A El Paso, where he went 5-7 with a 3.60 ERA in 22 starts...also had no decisions and a 0.90 ERA in two starts for Double-A San Antonio...combined for a 5-7 record and a 3.40 ERA in 24 starts...had minor league career highs in strikeouts (132) and walks (44) and his 24 starts and 137.2 innings pitched were his most since 2006...was second in the Padres farm system in strikeouts and third in ERA...ranked second in the Pacific Coast League in strikeouts (121), fourth in opponents batting average (.251) and fifth in ERA...combined with both clubs for a .245 opponents batting average, including .222 (66-for-297) against right-handed hitters compared to .275 (60-for-218) against left-handers...surrendered seven of his 11 home runs and issued 28 of his 44 walks to lefties...nine of his 11 home runs were solo shots...allowed a .225 average with runners in scoring position...opponents had a .206 batting average and .239 on-base percentage when leading off an inning...was 1-for-20 (.050) with two RBI, four walks and 15 strikeouts as a hitter...tossed at least six innings in 15 of his 24 starts and allowed one run or fewer 10 times.

MINORS: Began the season on the El Paso disabled list with a strained right rotator cuff...was reinstated May 6 and allowed a season-high seven runs in 4.1 innings for the loss that day at Fresno...also surrendered two home runs in that start, his only outing with more than one home run...then allowed one run or fewer in each of his next four starts (two with El Paso, two with San Antonio), but had no decisions and a 0.84 ERA over that span...was 0-1 with a 4.60 ERA in three Triple-A starts when he was sent to San Antonio following his May 16 start...had no decisions and a 0.90 ERA in two starts before returning to El Paso for good June 1...picked up his first win of the season June 9 at Las Vegas when he allowed a run in a season-high 7.0 innings...then went 0-4 with a 4.24 ERA over his next seven starts from June 15 to July 17 for his only losing streak of the season...allowed a season-high 10 hits in 7.0 innings June 15 at Albuquerque...compiled a 2.27 ERA in five starts in the month of June but was just 1-1...struck out a season-high 10 batters in 6.0 innings July 6 at Salt Lake...walked a season-high five batters in 5.0 innings and took the loss July 17 at Fresno...had his only winning streak of the season from July 22 to Aug. 18 when he went 3-0 with a 3.35 ERA over a six-start stretch...tossed a season-high tying 7.0 innings in four consecutive starts from July 22 to Aug. 7...was named PCL Pitcher of the Week for the week of July 27 to Aug. 2 after going 1-0 with a 1.93 ERA in two starts...struck out 14 and walked just two in 14.0 innings...had just two wins through the end of July but then went 3-1 with a 2.95 ERA in six starts in August...had a 2.53 ERA over his final four starts beginning Aug. 23 but was 1-2 over that stretch...tossed a season-low 1.2 innings for the loss in his final regular season start Sept. 7 at Reno...made one postseason start for the Chihuahuas and took the loss in Game 2 of the PCL Semi-Finals (6.0 ip, 7 h, 4 r, 4 er, 1 bb, 3 so).

CAREER

2014—Started the year with Sugar Land of the independent Atlantic League and was 6-0 with a 2.15 ERA in 12 games, including eight starts, when he signed a minor league deal with San Diego June 27... was assigned to Triple-A El Paso and went 2-1 with a 5.61 ERA in 14 games, including six starts, with the Chihuahuas...struck out 46 batters in 43.1 innings (9.55 strikeouts per nine innings)...allowed a .263 opponents batting average, including .213 against right-handed hitters compared to .304 against left-handers...surrendered all five of his home runs to lefties...had a .280 opponents slugging percentage against righties compared to .565 against lefties...yielded a .327 average with runners in scoring position, including .500 with RISP and two outs...opponents hit .303 with a .477 on-base percentage and .515 slugging percentage when leading off an inning...was 0-1 with a 4.83 ERA in his six starts, 2-0 with a 7.71 ERA in eight relief appearances...allowed 2-of-3 (66.7%) inherited runners to score...tossed a season-high 6.0 innings and struck out a season-high eight batters in his first appearance, a start against Tacoma June 28...left with a 6-1 lead but had a no decision in a 7-6 win...tossed 3.0 scoreless innings of relief for his first win July 8 at Albuquerque...was 1-0 with a 2.65 ERA over his first four games, including two starts, through July 12...then went 1-1 with a 7.52 ERA over his final 10 games, including four starts...allowed his first home run of the season Aug. 4 at Reno, snapping a season-opening eight-game, 28.2-inning homerless streak...pitched for Aragua in the Venezuelan Winter League following the season and went 4-3 with a 3.65 ERA in 11 games, including 10 starts.

2013—Signed with Wichita of the independent American Association and went 8-4 with a 3.55 ERA in 20 games, all starts...ranked fifth in the AA with 112 strikeouts...allowed just nine home runs in 132.0 innings, an average of 0.61 per nine innings...pitched for Anzoategui in the Venezuelan Winter League following the season and went 2-1 with a 3.67 ERA in 10 games, including nine starts...allowed a .255 opponents batting average, including .179 against right-handed hitters...yielded a .167 average with runners in scoring position.

2012—Did not pitch in 2012.

2011—Signed a minor league deal with Seattle following the 2010 season and began the year at Triple-A Tacoma...was 1-1 with two saves and a 6.75 ERA in 13 relief appearances when he was released on May 19...did not pitch the rest of the year...struck out 22 batters in 18.2 innings...allowed a .366 opponents batting average, including .294 against left-handed hitters compared to .417 against right-handers...opponents hit .283 with runners on base, .167 with runners in scoring position and .067 with RISP and two outs...tossed 2.1 scoreless innings in his final outing on May 14 at New Orleans (2 h, 3 so).

2010—Spent the majority of the season with Triple-A Nashville, going 4-3 with a 3.56 ERA and 26 saves in 47 relief appearances...led the Pacific Coast League in saves, tied for second among Triple-A relievers and tied for 12th among all minor leaguers...was 26-for-30 (86.7%) in save opportunities...allowed only one earned run in his first 14 appearances for a 0.71 ERA (12 saves)...had contract selected June 8 and made three relief appearances with the Brewers, logging a 5.40 ERA...was outrighted back to Triple-A June 19 and spent the remainder of the season with Nashville.

2009—Split the season between Triple-A Nashville and the Milwaukee Brewers...had two stints with the Brewers from June 4 to Aug. 9 and Sept. 1 through the end of the season...combined to go 0-0 with a 4.11 ERA and 35 strikeouts in 35 appearances for the Brewers...held opponents to a .232 batting average at the Big League level...was 2-0 with 17 saves and a 1.27 ERA in 28 appearances for Nashville.

2008—Split the season between Pawtucket and the Boston Red Sox...began the season at Pawtucket before being promoted to the Red Sox May 18...optioned back to Pawtucket May 19 and recalled June 17...made his Major League debut June 21 against St. Louis (4.0 ip, 3 h, 1 er, 3 so)...earned his first Major League victory June 24 against Arizona (2.0 ip, 1 bb, 1 so)...went 1-0 with a 7.85 ERA in 12 relief appearances over five stints with the Red Sox...signed with Milwaukee as a minor league free agent, Dec. 26.

2007—Spent the majority of the season at Portland, where he went 6-9 with a 4.41 ERA and one save in 30 games, including 14 starts...made two relief appearances with Pawtucket (April 23 at Buffalo and July 7 at Rochester) and allowed just one run in 5.0 innings for a 1.80 ERA...combined for a 4.29 ERA in 32 games overall.

2006—Was an Eastern League Midseason All-Star as a member of Double-A Portland...tied for third in the Red Sox organization with a career-high 10 wins between Portland and Triple-A Pawtucket...posted victories in seven of eight starts from May 19 to June 27, including four straight from May 19 to June 4...tossed a rain-shortened shutout June 4 at Connecticut (7.0 ip, 4 h, 3 so)...promoted to Pawtucket Aug. 2 and won his Triple-A debut Aug. 4 vs. Syracuse (7.0 ip, 3 h, 1 bb, 8 so).

2005—Went 4-4 with a 5.23 ERA in 15 starts with Portland...was on the disabled list from April 4 to May 8 with right shoulder tendinitis...made one start for the Gulf Coast League Red Sox (3.0 ip, 4 so).

2004—Made 14 starts with Double-A Portland, going 5-2 with a 3.75 ERA before missing the rest of the season with right shoulder tendinitis...averaged 10.3 strikeouts per nine innings and led the Eastern League with 85 strikeouts at the time of his final start (June 26 at New Hampshire)...named Eastern League Pitcher of the Week for May 3-9 (2-0, 1.54 ERA, 10 strikeouts).

2003—Missed the season's first three and one-half months while recovering from a broken right forearm...returned to make 13 starts between the GCL Red Sox, Single-A Augusta and Single-A Sarasota...walked just five batters in 46.1 innings with Augusta.

2002—Made his professional debut with Single-A Lowell, going 3-3 with a 4.13 ERA in 14 starts...posted a 1.80 ERA over his final six starts.

PERSONAL/MISCELLANEOUS

Christopher Michael Smith was originally signed by Red Sox scout Steve Flores...graduated from Hesperia (CA) High School...attended the University of California, Riverside and set a school record with 127 strikeouts and a 2.91 ERA to earn Second Team All-Big West honors as a junior in 2002.

LIFETIME PITCHING RECORD

Year	Club	W	L	ERA	G	GS	CG	SHO	SV	IP	H	R	ER	HR	HB	BB	IBB	SO	WP	BK
2002	Lowell	3	3	4.13	14	14	0	0	0	56.2	54	29	26	3	2	14	0	50	5	0
2003	GCL Red Sox	0	2	6.48	3	2	0	0	0	8.1	11	8	6	0	0	4	0	3	1	0
	Augusta	3	3	4.27	8	8	0	0	0	46.1	48	22	22	4	3	5	0	25	3	1
	Sarasota Red	2	0	0.00	2	2	0	0	0	12.0	8	2	0	0	1	2	0	9	0	0
2004	Portland	5	2	3.75	14	14	0	0	0	74.1	77	34	31	10	2	21	0	85	1	3
	Portland	4	4	5.23	15	15	0	0	0	75.2	95	46	44	13	4	15	1	49	3	0
2005	GCL Red Sox	0	0	0.00	1	1	0	0	0	3.0	0	0	0	0	0	0	0	4	0	0
	Portland	9	6	4.05	20	20	1	1	0	115.2	114	57	52	9	10	29	3	78	4	3
2006	Pawtucket	1	1	3.21	7	6	0	0	0	33.2	33	16	12	1	1	9	0	23	1	0
	Portland	6	9	4.41	30	14	0	0	1	104.0	126	57	51	10	8	42	2	80	7	1
2007	Pawtucket	0	0	1.80	2	0	0	0	0	5.0	12	5	1	1	1	0	0	2	0	0
	Pawtucket	1	5	3.19	37	4	0	0	15	59.1	54	23	21	6	2	11	1	52	2	0
2008	BOSTON	1	0	7.85	12	0	0	0	0	18.1	18	16	16	6	0	7	0	13	0	0
	Nashville	2	0	1.27	28	0	0	0	17	42.2	31	7	6	3	2	6	1	49	1	0
2009	MILWAUKEE	0	0	4.11	35	0	0	0	0	46.0	41	21	21	11	3	19	0	35	1	0
	Nashville	4	3	3.56	47	0	0	0	26	48.0	47	23	19	7	0	21	1	62	3	0
2010	MILWAUKEE	0	0	5.40	3	0	0	0	0	3.1	4	2	2	0	0	1	0	4	0	0
	Tacoma	1	1	6.75	13	0	0	0	2	18.2	30	14	14	3	0	12	4	22	2	0
2012										(Did not pitch)										
2013	Wichita (Ind.)	8	4	3.55	20	20	2	0	0	132.0	119	69	52	9	7	35	0	112	7	0
	Sugar Land (Ind.)	6	0	2.15	12	8	0	0	0	50.1	44	13	12	2	5	10	0	55	4	0
2014	El Paso	2	1	5.61	14	6	0	0	0	43.1	44	29	27	5	4	19	0	46	6	0
	El Paso	5	7	3.60	22	22	0	0	0	127.2	121	54	51	11	2	42	1	121	7	0
2015	San Antonio	0	0	0.90	2	2	0	0	0	10.0	5	1	1	0	0	2	0	11	0	0
	AL Totals	1	0	7.85	12	0	0	0	0	18.1	18	16	16	6	0	7	0	13	0	0
NL Totals	0	0	4.20	38	0	0	0	0	0	49.1	45	23	23	11	3	20	0	39	1	0
Major League Totals	1	0	5.19	50	0	0	0	0	0	67.2	63	39	39	17	3	27	0	52	1	0

CAREER TRANSACTIONS

2002 — Selected by the Boston Red Sox organization in the 4th round of the First-Year Player Draft. **2008** — Elected free agency, October 22; signed by the Milwaukee Brewers to a minor league contract, December 26. **2010** — Elected free agency, October 5; signed by the Seattle Mariners to a minor league contract, November 16. **2011** — Released, May 19. **2014** — Signed by the San Diego Padres to a minor league contract, June 27. **2015** — Elected free agency, November 6; signed by the Oakland Athletics to a minor league contract, November 15.

VS. THE AMERICAN LEAGUE

2015		CAREER												
ERA	W	L	S	G	IP	ER	vs. TEAM	ERA	W	L	S	G	IP	ER
—	0	0	0	0	0.0	0	Baltimore	0.00	0	0	0	1	1.0	0
—	0	0	0	0	0.0	0	Boston	—	0	0	0	0	0.0	0
—	0	0	0	0	0.0	0	Chicago	2.70	0	0	0	1	3.1	1
—	0	0	0	0	0.0	0	Cleveland	—	0	0	0	0	0.0	0
—	0	0	0	0	0.0	0	Detroit	0.00	0	0	0	1	2.0	0
—	0	0	0	0	0.0	0	Houston	0.00	0	0	0	3	4.0	0
—	0	0	0	0	0.0	0	Kansas City	0.00	0	0	0	1	1.0	0
—	0	0	0	0	0.0	0	Los Angeles	0.00	0	0	0	1	1.0	0
—	0	0	0	0	0.0	0	Minnesota	0.00	0	0	0	2	3.0	0
—	0	0	0	0	0.0	0	New York	16.20	0	0	0	1	1.2	3
—	0	0	0	0	0.0	0	Oakland	0.00	0	0	0	1	1.0	0
—	0	0	0	0	0.0	0	Seattle	—	0	0	0	0	0.0	0
—	0	0	0	0	0.0	0	Tampa Bay	15.00	0	0	0	3	3.0	5
—	0	0	0	0	0.0	0	Texas	13.50	0	0	0	3	3.1	5
—	0	0	0	0	0.0	0	Toronto	15.43	0	0	0	1	2.1	4

VS. THE NATIONAL LEAGUE

2015		CAREER												
ERA	W	L	S	G	IP	ER	vs. TEAM	ERA	W	L	S	G	IP	ER
—	0	0	0	0	0.0	0	Arizona	0.00	1	0	0	2	2.2	0
—	0	0	0	0	0.0	0	Atlanta	16.88	0	0	0	2	2.2	5
—	0	0	0	0	0.0	0	Chicago	3.12	0	0	0	5	8.2	3
—	0	0	0	0	0.0	0	Cincinnati	13.50	0	0	0	1	0.2	1
—	0	0	0	0	0.0	0	Colorado	9.00	0	0	0	4	4.0	4
—	0	0	0	0	0.0	0	Los Angeles	3.00	0	0	0	3	3.0	1
—	0	0	0	0	0.0	0	Miami	—	0	0	0	0	0.0	0
—	0	0	0	0	0.0	0	Milwaukee	—	0	0	0	0	0.0	0
—	0	0	0	0	0.0	0	New York	0.00	0	0	0	1	1.0	0
—	0	0	0	0	0.0	0	Philadelphia	0.00	0	0	0	2	2.1	0
—	0	0	0	0	0.0	0	Pittsburgh	4.50	0	0	0	1	2.0	1
—	0	0	0	0	0.0	0	San Diego	0.00	0	0	0	1	1.0	0
—	0	0	0	0	0.0	0	San Francisco	6.00	0	0	0	2	3.0	2
—	0	0	0	0	0.0	0	St. Louis	4.00	0	0	0	6	9.0	4
—	0	0	0	0	0.0	0	Washington	0.00	0	0	0	1	1.0	0

MONTHLY BREAKDOWN

2015		CAREER												
ERA	W	L	S	G	IP	ER	by MONTH	ERA	W	L	S	G	IP	ER
—	0	0	0	0	0.0	0	April	—	0	0	0	0	0.0	0
—	0	0	0	0	0.0	0	May	—	0	0	0	0	0.0	0
—	0	0	0	0	0.0	0	June	2.63	1	0	0	14	24.0	7
—	0	0	0	0	0.0	0	July	5.74	0	0	0	13	15.2	10
—	0	0	0	0	0.0	0	August	5.40	0	0	0	5	6.2	4
—	0	0	0	0	0.0	0	September	6.20	0	0	0	16	20.1	14
—	0	0	0	0	0.0	0	October	36.00	0	0	0	2	1.0	4

PITCHING BREAKDOWN

2015		CAREER												
ERA	W	L	S	G	IP	ER	by CATEGORY	ERA	W	L	S	G	IP	ER
—	0	0	0	0	0.0	0	Home	3.46	1	0	0	28	41.2	16
—	0	0	0	0	0.0	0	Away	7.96	0	0	0	22	26.0	23
—	0	0	0	0	0.0	0	Day	5.40	0	0	0	20	28.1	17
—	0	0	0	0	0.0	0	Night	5.03	1	0	0	30	39.1	22
—	0	0	0	0	0.0	0	Pre-ASG	2.78	1	0	0	21	32.1	10
—	0	0	0	0	0.0	0	Post-ASG	7.39	0	0	0	29	35.1	29
—	0	0	0	0	0.0	0	Starter	—	0	0	0	0	0.0	0
—	0	0	0	0	0.0	0	Reliever	5.19	1	0	0	50	67.2	39

BALLPARK BREAKDOWN

	ERA	W	L	S	G	IP	ER
Angel Stadium	0.00	0	0	0	1	1.0	0
Busch Stadium	13.50	0	0	0	2	2.0	3
Chase Field	0.00	0	0	0	1	0.2	0
Comerica Park	0.00	0	0	0	1	2.0	0
Coors Field	36.00	0	0	0	2	1.0	4
Dodger Stadium	0.00	0	0	0	1	1.1	0
Fenway Park	3.72	1	0	0	5	9.2	4
Globe Life Park	11.57	0	0	0	2	2.1	3
Great American	13.50	0	0	0	1	0.2	1
Kauffman Stadium	0.00	0	0	0	1	1.0	0
Miller Park	3.38	0	0	0	23	32.0	12
Minute Maid Park	0.00	0	0	0	1	1.0	0
PETCO Park	0.00	0	0	0	1	1.0	0
PNC Park	4.50	0	0	0	1	2.0	1
Rogers Centre	15.43	0	0	0	1	2.1	4
Tropicana Field	15.00	0	0	0	3	3.0	5
Wrigley Field	3.86	0	0	0	3	4.2	2

FIELDING STATISTICS

Pitcher	Year	Pct.	G	PO	A	E	TC	DP
2008	1.000	12	3	2	0	5	0	0
2009	1.000	35	2	3	0	5	0	0
2010	—	3	0	0	0	0	0	0
Totals	1.000	50	5	5	0	10	0	0

SMITH'S CAREER BESTS

Low Hit Complete Game: None
Innings Pitched: 4.0, June 21, 2008 vs. St. Louis
Strikeouts: 5, June 13, 2009 vs. Chicago (AL)
Pitches: 58, June 13, 2009 vs. Chicago (AL)
Longest Winning Streak: 1, June 24, 2008 to present
Longest Losing Streak: None
Longest Scoreless Streak: 7.1, September 9-22, 2009

**OUTFIELDER****Height/Weight:** 5-11 / 205**Bats/Throws:** Right / Right**Birthdate:** February 9, 1989**Opening Day Age:** 27**Birthplace/Resides:** Rockford, Illinois / Rockford, Illinois**Major League Service:** 1 year, 52 days**Obtained:** Claimed off waivers from Texas, June 21, 2015**Contract Status:** First year of a one-year contract through 2016**CAREER HIGHLIGHTS**

Was originally a second round draft pick by Washington Nationals out of high school in the 2007 First-Year Player draft...was traded to the Marlins organization in November 2008 and signed a minor league contract with the Rangers organization following the 2013 season...was claimed off waivers by the A's June 21, 2015...made his Major League debut with Texas in 2014 and is a .246 career hitter with nine home runs and 38 RBI in 100 games in two seasons with the Rangers (2014-15) and A's (2015)...is a .269 (722-for-2687) career hitter with 59 home runs and 316 RBI in 757 minor league games over nine professional seasons...has played every position except pitcher, catcher and shortstop during his career.

2015 HIGHLIGHTS

Was on the Opening Day roster with Texas and hit .133 with a home run and six RBI in 35 games over three stints with the Rangers before he was claimed off waivers by Oakland June 21...batted .226 with five home runs and 20 RBI in 41 games over two stints with the A's...combined for a .193 batting average in 76 games overall...had 32 hits, 15 of which were for extra bases (seven doubles, two triples, six home runs)...batted .262 (22-for-84) against left-handed pitching compared to .122 (10-for-82) against right-handers...hit four of his six home runs off lefties for a .476 slugging percentage...slugged just .256 against righties...now has a .305 (32-for-105) career batting average against left-handed pitchers compared to .204 (30-for-147) against right-handers...batted .333 with runners in scoring position and two outs...was 7-for-14 (.500) with two home runs and five RBI when putting the first pitch in play...hit .098 with two strikes...made 39 starts in left field and 11 in right field...has not committed an error in 87 career games and 135 chances in the outfield...went 2-for-11 (.182) with a walk as a pinch hitter.

MAJORS: Began the season with Texas and started the season 0-for-10 before doubling in the second inning April 15 against Los Angeles (AL)...stole the first base of his career April 21 at Arizona...hit .122 in April and a 0-for-2 performance on May 1 dropped his average .116...then went 2-for-7 (.286) over his next six games and was batting .140 with a home run and five RBI in 25 games when he was optioned to Triple-A Round Rock May 13...was recalled May 22 and went 1-for-3 in three games before returning to Round Rock May 27...returned to Texas for his third stint June 2 and went 0-for-7 in seven games before he was designated for assignment June 19...was claimed off waivers by the A's June 21 and was assigned to Triple-A Nashville...was recalled by Oakland July 7 and hit safely in five of his first six games with the A's...went 7-for-16 (.438) with five runs scored, two home runs and seven RBI over that span...had his first career two-homer game July 19 against Minnesota...also had a career-high four RBI and a career-high three runs scored in that game...laced his first career triple July 21 against Toronto...was batting .320 with two home runs and seven RBI in 11 games with the A's when he was optioned to Nashville Aug. 3...return to Oakland for good Aug. 19 and hit .198 with three home runs and 13 RBI over his final 30 games...batted .263 in eight games in August but then hit .155 in September...seven of his nine hits in September were for extra bases (three doubles, one triple, three home runs)...homered in the third inning Sept. 14 at Chicago (AL) to snap a career-high 0-for-16 streak...had three home runs and eight RBI over a seven-game stretch from Sept. 14 to 22.

MINORS: Hit .422 with four home runs and 14 RBI in 12 games with Round Rock and .349 with five home runs and 17 RBI in 25 games with Nashville...combined for a .374 batting average, 14 doubles, nine home runs and 31 RBI in 37 games overall...slugged .687...batted .462 (24-for-52) with six home runs against left-handed pitching (.885 slugging percentage) compared to .316 (25-for-79) with three home runs against right-handers (.557 slugging percentage)...hit .400 with runners in scoring position...

appeared in 19 games in left field and 16 in right field...also went 6-for-9 (.667) with two home runs and seven RBI in two games at designated hitter...reached base safely via hit or walk in all 12 of his games at Round Rock...hit safely in his first eight games (14-for-29, .483)...went 3-for-5 with two doubles, a home run and six RBI in his final game with the Express on June 1 at Tacoma...joined Nashville June 23 and hit safely in each of his first five games (10-for-19, .526)...was batting .432 in 13 games when he was promoted to Oakland July 7...then hit .262 in 12 games during his second stint with the Sounds from Aug. 6 to 18...went 3-for-3 with a double, homer, walk, three RBI and four runs scored Aug. 13 at Iowa.

CAREER

2014—Was selected from Triple-A Round Rock July 7 and was with the Rangers the rest of the year around his eight weeks on the disabled list...made 11 starts in left field, nine in right field and three at designated hitter...hit .349, which was the highest average in the majors among players with at least 50 at bats...it was the best average in the majors among players with at least 80 at bats since Josh Hamilton hit .359 for Texas in 2010...it was also the second best mark in club history to Hamilton's using the 80 at bat minimum...hit .476 against left-handed pitching and .400 at home but was just 5-for-22 (.227) with runners in scoring position...handled 41 chances in the outfield without an error...had a .366 average against the AL West...was 4-for-12 with two home runs as the designated hitter...went 0-for-2 as a pinch-hitter and defensive replacement in his Major League debut July 7 against Houston...then was 8-for-12 in his next three games for the most hits ever for a Ranger in his four Major League contests...his first ML hit was a double off Josh Zeid July 8 against Houston...had consecutive three-hit games, July 9 against Houston and July 10 against Los Angeles (AL)...drove in three runs with a pair of doubles, July 10 against Los Angeles (AL)...joined Rusty Greer (1994) as the only Rangers ever with four multiple-hit games in his first seven ML contests...left the game July 11 after being hit in the left elbow with a pitch in the second inning but returned to the lineup the following night...had a .389 average with five RBI in 11 games before fracturing his left foot on a foul ball July 21 at New York (AL)...was placed on the DL July 25 and was not activated until Sept. 16...hit .320 with three home runs and seven RBI in 13 games the rest of the year...connected for his first ML homer Sept. 16 at Oakland off Scott Kazmir...posted a season best six-game hitting streak from July 20-to Sept. 19...had four hits Sept. 18 at Oakland...had eight multiple-hit games overall...combined for a .267 average with 10 home runs and 41 RBI in 80 games with Double-A Frisco and Triple-A Round Rock...served as Frisco's regular left fielder over the first three months of the season but also saw action in right field, center field, first base and designated hitter...hit .282 against right-handed pitching but just .229 against left-handers...batted .323 over a 42-game span from April 27 to June 11 to improve average from .217 to .292...had a 15-game hitting streak from April 22 to May 6...was selected to play in the Texas League All-Star Game on June 24 and was promoted to Round Rock the following day...started seven games in left field and one game in center field for the Express...played for Obregon in the Mexican Pacific Winter League following the season, batting .239 with three home runs and 12 RBI in 31 games.

2013—Combined to bat .253 with nine home runs and 35 RBI over 121 games with the Gulf Coast League Marlins, Double-A Jacksonville and Triple-A New Orleans in his final season in the Miami organization...hit .269 against left-handed pitching, .246 against right-handers...batting .316 during the day...appeared in 91 games in left field, 12 in right field and two in center field...hit in every spot in the batting order...saw his most action with 27 games batting fifth...opened the season in Jacksonville and was batting .196 with four RBI in 24 games when he was moved up to New Orleans May 6...had a season-best seven-game hitting streak from May 9 to 16 (9-for-28, .321)...hit five of his nine home runs over an 18-game stretch from July 6 to 30...was hitting .267 with nine home runs and 27 RBI in 74 games before going on the disabled list with a fractured finger...was out from Aug. 1-12 and went 3-for-6 (.500) during a two-game rehab assignment with the Gulf Coast League Marlins Aug. 10-12...hit .222 with four RBI in 18 games following his return.

2012—Spent the entire season at Double-A Jacksonville for the second consecutive year and batted .257 with seven home runs and 42 RBI in 112 games...added 78 walks for a .388 on-base percentage...led the Southern League in walks and ranked third in on-base percentage...led the Suns in runs (71), hits (105) and walks...hit .320 against left-handed pitching and .301 with runners on base...batted .293 with no home runs in 50 games during the first half, .229 with seven home runs in 62 games in the second half...appeared in 107 games in left field, four in right field and one in center field...batted leadoff 75 times...had a season-high four hits, including three doubles, May 2 at Birmingham...also had three

doubles July 28 against Tennessee...played in the Southern League All-Star Game...endured a pair of trips to the disabled list April 18-28 with a hamstring strain and June 2-8 with a concussion.

2011—Hit .245 with seven home runs and 36 RBI in 116 games with Jacksonville in his Double-A debut...moved to the outfield full-time, appearing in 101 games in left field, seven in right field and three in center field...had 11 assists in 108 games overall in the outfield...hit in every spot in the order...was named Southern League Batter of the Week for the week of July 25 after going 7-for-18 (.389) with two home runs and six RBI in six games...including a grand slam July 26 against Carolina

2010—Batted .264 with five home runs and 51 RBI in 109 games with Single-A Jupiter...led the Hammerheads in doubles (27) and RBI...appeared in 86 games at third base and 11 in left field...also hit .340 in 13 games at designated hitter...drove in five runs June 9 at St. Lucie...was on the disabled list from July 6-29 with a finger sprain.

2009—Ranked third in doubles (25) and 4th in walks (38) at Single-A Greensboro...appeared in 55 games at third base, eight at second base and one at first base...was selected as the Marlins' minor league hitter of the month for June after batting .299 with three home runs, 12 RBI and 20 walks.

2008—Combined to bat .271 over 77 games with the Gulf Coast League Nationals, Short Season Single-A Vermont, and Single-A Hagerstown...played exclusively second base on defense.

2007—Played in 28 games with the Gulf Coast League Nationals in his first professional season and hit .305 with a home run and 16 RBI in 28 games..

PERSONAL/MISCELLANEOUS

Jacob Michael Smolinski was originally signed by Nationals scout Steve Amieri...starred in baseball and football at Boylan Catholic High School in Rockford, IL (graduated 2007)...was selected as the Gatorade Illinois Baseball Player of the Year and the Louisville Slugger Player of the Year for Illinois as a senior...hit a school record .494 with a slugging percentage of .894 that year...was the only player from Illinois selected to compete in the 2007 National All-American Game...was also the starting quarterback on football team...participated in the Rangers' 2015 Winter Caravan.

LIFETIME PLAYING RECORD

Year	Club	AVG.	G	AB	R	H	2B	3B	HR	RBI	SH	SF	HP	BB	SO	SB	CS	SLG	OBP	E
2007	GCL Nationals	.305	28	105	18	32	8	0	1	16	0	0	1	13	24	7	2	.410	.387	1
2008	Hagerstown	.261	50	184	28	48	12	1	4	22	3	1	3	19	33	1	2	.402	.338	7
	GCL Nationals	.111	3	9	0	1	0	0	0	2	0	0	0	1	1	0	0	.111	.200	0
	Vermont	.306	24	98	17	30	8	1	0	9	1	0	1	9	17	4	0	.408	.370	5
2009	Greensboro	.283	77	279	50	79	25	0	7	31	0	0	5	38	45	2	5	.448	.379	18
2010	Jupiter	.264	109	405	45	107	27	3	5	51	0	4	3	31	62	8	5	.383	.318	17
2011	Jacksonville	.245	116	396	42	97	26	0	7	36	3	3	1	59	57	6	5	.364	.342	2
2012	Jacksonville	.257	112	408	71	105	24	3	7	42	2	2	10	78	74	9	4	.382	.388	4
2013	Jacksonville	.196	24	56	8	11	1	0	0	4	0	0	1	13	10	1	0	.214	.357	0
	New Orleans	.258	95	314	36	81	14	2	9	31	0	1	5	37	61	8	1	.401	.345	4
	GCL Marlins	.500	2	6	1	3	0	0	0	0	0	0	0	1	0	0	0	.500	.571	0
2014	Frisco	.267	72	266	43	71	15	3	10	35	0	5	4	32	54	6	2	.459	.349	1
	Round Rock	.267	8	30	7	8	6	0	0	6	0	0	0	4	5	0	0	.467	.353	1
	TEXAS	.349	24	86	12	30	5	0	3	12	0	0	3	3	24	0	0	.512	.391	0
2015	TEXAS	.133	35	60	12	8	1	0	1	6	0	2	1	11	20	1	0	.200	.270	0
	Round Rock	.422	12	45	9	19	5	0	4	14	0	0	1	4	7	0	1	.800	.480	0
	Nashville	.349	25	86	16	30	9	0	5	17	0	2	1	8	9	2	1	.628	.402	1
	OAKLAND	.226	41	106	12	24	6	2	5	20	0	2	2	8	19	0	1	.462	.288	0
ML Totals		.246	100	252	36	62	12	2	9	38	0	4	6	22	63	1	1	.417	.317	0

CAREER TRANSACTIONS

2007 — Selected by the Washington Nationals organization in the 2nd round of the First-Year Player Draft. **2008** — Traded to the Florida Marlins with infielder Emilio Bonafacio and pitcher P.J. Dean for pitcher Scott Olsen and outfielder Josh Willingham, November 11. **2013** — Elected free agency, November 4; signed by the Texas Rangers to a minor league contract, November 18. **2014** — On the disabled list, July 22 to September 15. **2015** — Claimed off waivers by the Oakland Athletics, June 21.

VS. THE AMERICAN LEAGUE

2015					CAREER					
AVG.	AB	H	HR	RBI	vs. TEAM	AVG.	AB	H	HR	RBI
—	0	0	0	0	Baltimore	—	0	0	0	0
—	0	0	0	0	Boston	—	0	0	0	0
.150	20	3	2	4	Chicago	.150	20	3	2	4
---	0	0	0	0	Cleveland	—	0	0	0	0
—	0	0	0	0	Detroit	—	0	0	0	0
.182	22	4	1	3	Houston	.310	42	13	1	4
---	0	0	0	0	Kansas City	—	0	0	0	0
.138	29	4	0	4	Los Angeles	.208	53	11	1	11
.500	8	4	2	5	Minnesota	.500	8	4	2	5
.400	5	2	0	1	New York	.500	8	4	0	1
.143	7	1	0	1	Oakland	.324	34	11	2	5
.226	31	7	1	2	Seattle	.226	31	7	1	2
.250	4	1	0	0	Tampa Bay	.250	4	1	0	0
.125	8	1	0	2	Texas	.125	8	1	0	2
.286	7	2	0	2	Toronto	.211	19	4	0	2

VS. THE NATIONAL LEAGUE

2015					CAREER					
AVG.	AB	H	HR	RBI	vs. TEAM	AVG.	AB	H	HR	RBI
.100	10	1	0	1	Arizona	.100	10	1	0	1
.091	11	1	0	1	Los Angeles	.091	11	1	0	1
.250	4	1	0	0	San Francisco	.250	4	1	0	0

MONTHLY BREAKDOWN

2015					CAREER					
AVG.	AB	H	HR	RBI	by MONTH	AVG.	AB	H	HR	RBI
.122	41	5	1	3	April	.122	41	5	1	3
.250	12	3	0	3	May	.250	12	3	0	3
.000	7	0	0	0	June	.000	7	0	0	0
.320	25	8	2	7	July	.361	61	22	2	12
.263	19	5	0	4	August	.263	19	5	0	4
.155	58	9	3	9	September	.231	108	25	6	16
.500	4	2	0	0	October	.500	4	2	0	0

BATTING BREAKDOWN

2015					CAREER					
AVG.	AB	H	HR	RBI	by CATEGORY	AVG.	AB	H	HR	RBI
.197	76	15	2	14	Home	.273	121	33	3	20
.189	90	17	4	12	Away	.221	131	29	6	18
.222	54	12	3	8	Day	.253	79	20	3	10
.179	112	20	3	18	Night	.243	173	42	6	28
.145	62	9	1	6	Pre-ASG	.229	83	19	1	11
.221	104	23	5	20	Post-ASG	.254	169	43	8	27
.262	84	22	4	17	vs. LHP	.305	105	32	6	23
.122	82	10	2	9	vs. RHP	.204	147	30	3	15
.212	33	7	1	17	RISP	.218	55	12	1	23
.167	6	1	0	6	Bases Loaded	.125	8	1	0	6
.182	11	2	0	1	Pinch Hitter	.167	12	2	0	1
.000	1	0	0	0	Designated Hitter	.308	13	4	2	4

BALLPARK BREAKDOWN

	AVG.	AB	H	HR	RBI
Angel Stadium	.107	28	3	1	4
AT&T Park	.250	4	1	0	0
Chase Field	.100	10	1	0	1
Dodger Stadium	.000	7	0	0	0
Globe Life Arlington	.288	73	21	1	7
Kauffman Stadium	—	0	0	0	0
Minute Maid Park	.364	11	4	1	3
O.co Coliseum	.269	67	18	3	16
Progressive Field	—	0	0	0	0
Rogers Centre	.167	12	2	0	0
Safeco Field	.333	15	5	1	2
Tropicana Field	.000	1	0	0	0
U.S. Cellular Field	.188	16	3	2	4
Yankee Stadium	.500	8	4	0	1

FIELDING STATISTICS

Outfield

Year	Pct.	G	PO	A	E	TC	DP
2014	1.000	21	41	0	0	41	0
2015	1.000	66	89	5	0	94	1
Totals	1.000	87	130	5	0	135	1

SMOLINKSI'S CAREER BESTS

Hits: 4, September 18, 2014 at Oakland

Home Runs: 2, July 19, 2015 vs. Minnesota

Runs Batted In: 4, July 19, 2015 vs. Minnesota

Stolen Bases: 1, April 21, 2015 at Arizona

Hitting Streak: 6, July 20 to September 19, 2014

Hitless Streak (At Bats): 16, September 4 to 13, 2015

Game Ending RBI: None

Grand Slams: None

Pinch-Hit Home Runs: None

Inside-The-Park Home Runs: None

Lead Off Home Runs: None

**INFIELDER****Height/Weight:** 5-9 / 180**Bats/Throws:** Left / Right**Birthdate:** May 22, 1986**Opening Day Age:** 29**Birthplace/Resides:** Phoenix, Arizona / Scottsdale, Arizona**Major League Service:** 4 years, 64 days**Obtained:** Acquired from the San Diego Padres with Kevin Kouzmanoff for Scott Hairston and Aaron Cunningham, January 16, 2010**Contract Status:** First year of a one-year contract through 2016**CAREER HIGHLIGHTS**

Is a .239 career hitter with eight home runs and 105 RBI in 435 games in six seasons with Oakland...has spent the entire year with Oakland in each of the last three seasons and has made 283 of his 304 starts over that span against right-handed pitchers...appeared in 68 games with the A's from 2010-12...was acquired in the Kevin Kouzmanoff trade in January, 2010 and hit .300 with Sacramento before making his Major League debut with Oakland in September that season...named to the Pacific Coast League Midseason All-Star team in 2011 and the Texas League Midseason All-Star team in 2009...was named to the California League Postseason All-Star team in 2008 after leading the league and tying for sixth in the minors with 42 doubles.

2015 HIGHLIGHTS

Saw action with the A's for the sixth consecutive season and batted .247 in 120 games...is one of two Athletics to play in each of the last six seasons along with Coco Crisp...his 435 games played over that stretch are third most by an Athletic (Crisp 632, Reddick 528)...had career highs in RBI (37) and at bats (372) and matched his best in triples (3)...hit just one home run for the second consecutive season and has two home runs in his last 289 games...was successful on 6-of-7 (85.7%) stolen base attempts...made 91 of his 102 starts against right-handed pitching...hit .255 (79-for-310) against righties, .210 (13-for-62) against lefties...has made 324 of his 349 career starts against right-handers...his career splits are .245 (248-for-1013) against righties, .208 (41-for-197) against lefties...started 72 of the A's first 108 games at second base, but just 15 of the final 54...also started 14 games at shortstop and one at third base...committed five errors as a second baseman for a .989 fielding percentage...also made one error at shortstop (.983 fielding percentage)...has now played 323 career games at second base, which is sixth most in Oakland history...went 5-for-7 (.714) with three doubles (1.143 slugging percentage), a walk and 11 RBI with the bases loaded...is a .480 (12-for-25) career hitter with the bases full...had a .313 batting average with runners in scoring position and two outs...hit .280 against a pitcher the first time he saw him in a game, .193 after that...was 2-for-7 (.286) with two walks (.444 on-base percentage) as a pinch hitter...made most of his starts batting ninth (48 games) or eighth (35) in the order.

OAKLAND: Made his fourth consecutive Opening Day start April 6 against Texas and went 2-for-4...has started the last three A's Openers at second base after starting at third base in 2012...then went 4-for-21 (.190) over his next nine games through April 19...started 33 of the A's 34 games at second base from April 20 to May 25 and hit .266 over that span...had a career-high tying three RBI May 12 against Boston, June 14 at Los Angeles (AL), Sept. 26 against San Francisco and Sept. 30 at Los Angeles (AL)...now has seven career three-RBI games...had a career-high tying three hits May 15 against Chicago (AL) and Sept. 15 at Chicago (AL)...has eight career three-hit games...had a season-best seven-game hitting streak from June 6 to 17 (9-for-30, .300)...batted .167 with no extra base hits and four RBI in 16 games in July and went 26 consecutive games without an extra base hit from June 18 to Aug. 3...committed three errors over an eight-game stretch from Aug. 6 to 17 to snap a 52-game errorless streak as a second baseman...was batting .241 at the conclusion of play Aug. 18 but then hit .314 with 10 RBI over his next 16 games through Sept. 26...hit his lone home run of the season Sept. 23 against Texas, snapping a career-high 141-game, 457-at bat homerless streak...the streak of 457 at bats without a homer was ninth longest in Oakland history and was the longest since Jason Kendall had a 619-at bat streak from June 1, 2006-June 13, 2007...it was his first home run since Aug. 6, 2014 against Tampa Bay...each of his last two career home runs have come while playing shortstop...has not homered as a second baseman since July 21, 2013 at Los Angeles (AL) and his 217-game homerless streak as a second baseman is

the longest by an Athletics second baseman since Irv Hall had a 289-game streak from Oct. 2, 1943 to June 23, 1946...hit .314 in September, which was his best single-month batting average of his career in a month with at least 10 plate appearances.

CAREER

2014—Spent the entire year with the A's for the second consecutive season and batted .223 with a home run and 22 RBI in 117 games...made 88 of his 92 starts against right-handed pitching (80 at second base, 12 at shortstop)...hit .228 with all 11 of his extra base hits (10 doubles, one home run) against right-handers, .195 against left-handers...was batting .186 with 18 runs, nine RBI and 14 walks in 63 games before the All-Star Break...then hit .267 with 20 runs, 13 RBI and 17 walks in 54 games after the break...had career highs in walks (31) and stolen bases (11)...30 of his walks came while batting ninth in the order, which was the most in the majors...was successful in 11-of-15 (73.3%) stolen base attempts...led the A's with four sacrifice hits...had a .268 slugging percentage, which was a career low...it also ranked second lowest in the American League and sixth lowest in Oakland history among players with 300 or more plate appearances...hit .263 in Oakland compared to .190 on the road...clubbed his only home run of the season at home after hitting each of his first six career home runs on the road...was 3-for-6 (.500) with the bases loaded...hit .176 against a pitcher the first time he saw him in a game, .274 the second time and .355 the third time...committed five errors in 102 games at second base for a .988 fielding percentage...also made five errors in 14 games at shortstop for a .896 fielding percentage...went 0-for-3 as a pinch hitter...made a team-leading 81 starts batting ninth...also started in the eight spot 11 times...went 3-for-3 April 6 against Seattle, his fourth career three-hit game...equaled his career high with three RBI April 30 at Texas (third time)...snapped a career-high 0-for-18 streak with his fifth inning single May 18 at Cleveland...matched his career high with three hits June 1 against Los Angeles (AL) and Sept. 13 at Seattle (sixth time)...had the second two-steal game of his career June 17 against Texas (also June 12, 2013 vs. New York-AL)...did not commit an error over his first 61 games through July 12, including 60 games as a second baseman...made his first error July 20 against Baltimore, snapping a 62-game errorless streak as a second baseman dating back to Sept. 28, 2013...it was the fourth longest errorless streak by a second baseman in Oakland history...had back-to-back multiple hit games July 20 and 23 and hit .333 over a 14-game stretch from July 20 to Aug. 8...batted .267 in 12 games in July and .267 with 12 walks (.384 on-base percentage) in 25 games in August...had made 56 of his 57 starts through Aug. 4 as a second baseman...then made 24 starts at second base and 11 at shortstop over the A's final 51 games...tied an Oakland record with two sacrifice hits Aug. 5 against Tampa Bay...homered in the sixth inning the next day against the Rays to snap a 110-game, 341-at bat homerless streak...it was his lone home run of the season and his first since July 21, 2013 at Los Angeles (AL)...walked a career-high four times Aug. 9 against Minnesota to become the first Athletic and 14th Major Leaguer since 1914 to walk four times while batting ninth in the order...hit safely in a season-high four straight games from Aug. 20 to 27 (4-for-10, .400)...drove in seven runs in 25 games in August after collecting just 11 RBI over his first 70 games...went 0-for-4 with four strikeouts Sept. 21 against Philadelphia...prior to that, had not struck out more than twice in a game in his career.

2013—Completed his first full Major League season and batted .266 with two home runs and 35 RBI in 130 games...hit .190 with four home runs and 11 RBI in 68 games over his first three seasons from 2010-12...led the A's with six sacrifice hits...made 104 of his 110 starts against right-handed pitchers...hit .274 against right-handers, was 14-for-61 (.230) against left-handers...hit both of his home runs on the road...had 13 RBI in 76 games before the All-Star Break...then drove in 22 runs in 54 games after the break...batted .298 against a pitcher the first time he saw him in a game, .180 the second time and .300 after that...was 4-for-9 (.444) with the bases loaded...hit .195 with runners in scoring position and two outs...started 110 games, including 98 at second base and 12 at shortstop...made each of his first 75 starts at second base before making his first start at shortstop Aug. 3 against Texas...committed seven errors as a second baseman for a .985 fielding percentage...made two errors at shortstop (.965)...ranked second among American League second basemen in total chances per nine innings (4.91)...went 1-for-7 (.143) with a walk and double as a pinch hitter...made a team-leading 74 starts batting ninth in the order...was the A's Opening Day starter at second base, his second consecutive Opening Day start (started at third base in 2012)...had his first career three-hit game April 16 against Houston...matched that June 22 at Seattle and July 28 against Los Angeles (AL)...batted .298 over his first 15 games through April 20...hit .318 from May 9 to June 23...finished the month of May with a .302 batting average in 20 games, his highest single month figure of 2013...stole a base in three consecutive games from June 5-13 (four stolen bases total) after stealing four bases over the first 115 games of his career...had the first two-

steal game of his career June 12 against New York (AL)...had his first career three-walk game June 28 against St. Louis...homered July 7 at Kansas City to snap a 90-game homerless streak...had three RBI in the game, which matched his career high...had a career and A's season high 14-game hitting streak from July 19 to Aug. 9...hit .391 with 11 runs scored and 10 RBI during the streak...batted .295 with both of his home runs in 21 games in July...tied an Oakland record with two sacrifice hits Aug. 3 against Texas...had his first career two-double game Aug. 14 against Houston...hit .298 over his final 19 games beginning Sept. 4...started each of the A's first four games in the ALDS against Detroit at second base and went 0-for-9 with a strikeout.

2012—Split his season between Oakland and Sacramento, batting .167 with two home runs and seven RBI in 37 games with the A's and .331 with five home runs and 22 RBI in 37 games with the River Cats...missed the final two months after he was placed on the disabled list with a strained back...batted .229 with each of his two home runs and six of his seven RBI on the road compared to .134 at home...had a .292 batting average when leading off an inning...was 2-for-6 (.333) with a double as a pinch hitter...made 25 starts, including 12 at third base, eight at shortstop and five at second base...made two errors as a third baseman but did not commit an error as a shortstop or second baseman...was the A's Opening Day starter at third base and started 10 of the A's first 21 games at third...had a career-high three RBI April 15 at Seattle...was optioned to Sacramento May 21...was recalled June 16 and went 1-for-3 in a start at third base against Los Angeles (NL) June 20, his only action before he was optioned back to Sacramento June 24...was recalled for a third time July 20 and started seven games before being placed on the 15-day disabled list retroactive to Aug. 7 with a strained back...hit .212 in 15 games total during his third stint...began a rehab assignment with Sacramento Aug. 20 and went 2 for 2 in a start at third base before his rehab was halted Aug. 23...scored 29 runs and stole 11 bases in his 37 games with Sacramento...added 23 walks for a .417 on-base percentage...struck out just 17 times, his fifth consecutive season with more walks than strikeouts as a minor leaguer...hit .358 against right-handed pitching with 11 of his 12 extra base hits...batted .440 with runners on base and two outs...hit .354 with a .430 on-base percentage in 25 games batting leadoff...appeared in 30 games at second base, five at shortstop and three at third base...committed just two errors as a second baseman for a .989 fielding percentage...those were his only two errors...was batting .304 in 18 games when he was sent back to Oakland June 16...then hit safely in 17 of his 18 games following his June 24 option before returning to Oakland July 20 (29-for-86, .337)...had a season-high 11-game hitting streak from June 27 to July 12 (18-for-47, .383)...had his lone two-homer game of the season at Tacoma July 17.

2011—Spent the first half of the season with Triple-A Sacramento but was called up to Oakland at the All-Star Break...spent the remainder of the season with the A's, hitting .200 with two home runs and four RBI...appeared in just 27 of the A's 70 games after joining the club July 15, making 19 starts (eight at shortstop, eight at third base, three at second base)...hit .237 against right-handed pitching and was 0-for-11 against left-handers...batted .250 at night, .147 during the day...was recalled from Sacramento July 15 and made his first start the next day at shortstop in the second game of the doubleheader against Los Angeles...grounded out in the third inning July 20 at Detroit to score David DeJesus for his first career RBI...hit his first Major League home run Aug. 23 at New York (AL), a solo shot off Colon to lead off the third inning...hit .298 with five home runs and 37 RBI in 79 games with Sacramento...added 40 walks for a .381 on-base percentage...struck out just 34 times, an average of 10.76 plate appearances per strikeout...ranked fifth in the A's farm system in batting and was seventh in on-base percentage...had a .329 average with runners in scoring position...had a .344 average with 19 of his 37 RBI in the seventh inning or later...appeared exclusively at shortstop on defense...committed seven errors in 73 games for a .976 fielding percentage...reached base safely via hit or walk in 27 consecutive games from April 30 to June 2...hit .318 with a .400 on-base percentage during the streak...was named to the Pacific Coast League Midseason All-Star Team...went 0-for-2 as a defensive replacement at shortstop in the Triple-A All-Star Game at Salt Lake City July 13.

2010—Spent the entire season with Triple-A Sacramento before he was brought up to Oakland following the conclusion of the River Cats' season Sept. 14...went 3-for-7 (.429) with two walks in four games with the A's...made his Major League debut Sept. 14 at Kansas City, walking as a pinch hitter in his first plate appearance and later singling off Dusty Hughes in the eighth inning for his first big league hit...made his first start at second base Sept. 22 against Chicago (1-for-3)...spent the balance of the season at Sacramento where he hit .300 with five home runs and 65 RBI in 137 games...added 75 walks to fuel a .391 on-base percentage...ranked fourth in the Pacific Coast League in walks and fifth in games

played...ranked third in the A's farm system in hits (154), fourth in batting and fifth in walks and on-base percentage...hit .326 with runners in scoring position and .303 against right-handed pitching...committed 10 errors in 95 games as a second baseman for a .979 fielding percentage...also made four errors in 25 contests at shortstop (.968) but went errorless in 14 games as a third baseman...hit safely in 19 consecutive road games from May 14 to June 24, which was the longest road hitting streak in the PCL... hit safely in a season-high 17 consecutive games from June 5 to 24...went 6-for-19 (.316) with seven runs, two RBI, five walks and two stolen bases in five postseason games for the River Cats.

2009—Made his Double-A debut at San Antonio and batted .293 with six home runs and 51 RBI in 117 games...ranked ninth in the Texas League in batting...had 58 walks and 47 strikeouts and his average of 11.28 plate appearances per strikeout was fourth best in the TL...batted .325 against right-handed pitchers...hit .299 or better in four of the first five months of the season...batted .340 when leading off an inning and .320 at home...appeared exclusively at second base on defense and committed 15 errors for a .971 fielding percentage...was on the disabled list from May 2 to 14 with a strained right groin... was named to the Texas League Midseason All-Star team and went 0 for 2 for the South All-Stars in the July 1 game at Frisco...had a two-homer game Aug. 20 at Springfield and belted a grand slam Aug. 24 at Arkansas...went 5 for 16 (.313) in four postseason games for the Missions.

2008—Was named to the California League Postseason All-Star team after batting .308 with 10 home runs and 87 RBI in 133 games for Lake Elsinore...led the CL in doubles (42), ranked second in at bats (536), hits (165), walks (79) and strikeouts per plate appearance (10.03), third in games, runs (97) and total bases (243), fourth in RBI and on-base percentage (.394) and ninth in batting...tied for sixth in all of minor league baseball in doubles...led CL second baseman with a .973 fielding percentage...batted .388 with 15 doubles, 20 RBI, 23 walks and 24 runs scored in 27 games in April...reached base safely via hit or walk in 30 consecutive games from April 6 to May 8...had a 16-game hitting streak from Aug. 11 to 27 (29 for 70, .414)...hit .467 with 10 runs and six RBI in seven postseason games for the Storm.

2007—Played for three different teams in his first season and batted a combined .251 with four home runs and 33 RBI in 54 games...was assigned to Single-A Eugene of the Northwest League after signing and was transferred to Triple-A Portland July 7 for one game before returning to the Emeralds July 9... moved up to Single-A Fort Wayne of the Midwest League Aug. 11...appeared in 42 games at second base and four at shortstop...hit his first professional home run July 25 against Tri-City and then belted a grand slam the next day against the Dust Devils.

PERSONAL/MISCELLANEOUS

Eric Sidney Sogard was originally signed by San Diego scout Dave Lottsfeldt...was drafted by the Padres with Houston's second round pick as compensation for the loss of free agent Woody Williams... graduated from Thunderbird (Phoenix, AZ) High School...had his number retired by his high school in 2014...attended Arizona State University...earned 2nd Team All-America honors in 2006 and 2007 and was a member of the Sun Devils All Decade Team (2000-09)...is married, Kaycee...has a daughter, Saydee, and son, Knix...father, Rudy, played baseball at DePauw University.

LIFETIME PLAYING RECORD

Year	Club	AVG.	G	AB	R	H	2B	3B	HR	RBI	SH	SF	HP	BB	SO	SB	CS	SLG	OBP	E
2007	Eugene	.256	31	125	20	32	9	0	2	18	1	0	0	19	16	4	2	.376	.354	7
	Portland	.000	1	3	0	0	0	0	0	0	0	1	0	3	0	0	0	.000	.250	0
	Fort Wayne	.253	22	83	7	21	2	0	2	15	1	1	1	6	13	2	2	.349	.308	1
2008	Lake Elsinore	.308	133	536	97	165	42	3	10	87	0	6	1	79	62	16	7	.459	.394	15
2009	San Antonio	.293	117	457	79	134	25	3	6	51	6	7	2	58	47	10	6	.400	.370	15
2010	Sacramento	.300	137	514	82	154	28	6	5	65	1	3	4	75	68	14	9	.407	.391	14
	OAKLAND	.429	4	7	0	3	0	0	0	0	0	0	0	2	1	0	1	.429	.566	0
2011	Sacramento	.298	79	315	55	94	16	2	5	37	4	3	4	40	34	13	3	.410	.381	7
	OAKLAND	.200	27	70	7	14	3	0	2	4	0	0	0	4	13	0	0	.329	.243	2
2012	OAKLAND	.167	37	102	8	17	3	1	2	7	1	0	0	5	17	2	0	.275	.206	2
	Sacramento	.331	37	157	29	52	5	2	5	22	0	0	0	23	17	11	3	.484	.417	2
2013	OAKLAND	.266	130	368	45	98	24	3	2	35	6	4	5	27	51	10	5	.364	.322	9
2014	OAKLAND	.223	117	291	38	65	10	0	1	22	4	2	1	31	37	11	4	.268	.298	10
2015	OAKLAND	.247	120	372	40	92	12	3	1	37	3	1	2	23	50	6	1	.304	.294	6
ML Totals		.239	435	1210	138	289	52	7	8	105	14	7	8	92	169	29	11	.313	.295	29

CAREER TRANSACTIONS

2007 — Selected by the San Diego Padres organization in the 2nd round of the First-Year Player Draft. **2010** — Traded to the Oakland Athletics with infielder Kevin Kouzmanoff for outfielders Scott Hairston and Aaron Cunningham, January 16. **2012** — On the disabled list, August 7 to October 14; included rehabilitation assignment to Sacramento, August 20 to 22.

WILD CARD RECORD

Year	Club/Opp.	AVG.	G	AB	R	H	2B	3B	HR	RBI	SH	SF	HP	BB	SO	SB	CS	SLG	OBP	E
2014	OAK vs. KC	.250	1	4	0	1	0	0	0	0	0	0	0	0	2	0	0	.250	.250	0

DIVISION SERIES RECORD

Year	Club/Opp.	AVG	G	AB	R	H	2B	3B	HR	RBI	SH	SF	HP	BB	SO	SB	CS	SLG	OBP	E
2013	OAK vs. DET	.000	4	9	0	0	0	0	0	0	1	0	0	1	1	0	0	.000	.100	0

LONGEST ERRORLESS STREAKS BY AN OAKLAND SECOND BASEMAN

102	Mark Ellis, May 14 to Sept. 10, 2007
84	Adam Rosales, April 9, 2010 to June 23, 2013
70	Rafael Bournigal, Aug. 6, 1996 to Sept. 25, 1998
62	Eric Sogard, Sept. 28, 2013 to July 12, 2014
61	Dick Green, April 7 to July 6, 1973

VS. THE AMERICAN LEAGUE

2015					CAREER					
AVG.	AB	H	HR	RBI	vs. TEAM	AVG.	AB	H	HR	RBI
.286	14	4	0	0	Baltimore	.268	56	15	1	6
.273	22	6	0	4	Boston	.140	43	6	0	4
.350	20	7	0	3	Chicago	.224	49	11	0	5
.211	19	4	0	0	Cleveland	.156	64	10	0	2
.176	17	3	0	2	Detroit	.179	67	12	0	6
.226	31	7	0	3	Houston	.254	118	30	0	8
.200	15	3	0	0	Kansas City	.250	52	13	1	6
.250	48	12	0	6	Los Angeles	.298	151	45	1	15
.222	18	4	0	0	Minnesota	.292	48	14	0	5
.182	11	2	0	0	New York	.205	44	9	1	4
—	0	0	0	0	Oakland	—	0	0	0	0
.200	35	7	0	1	Seattle	.255	149	38	1	7
.316	19	6	0	3	Tampa Bay	.231	65	15	1	5
.300	40	12	1	3	Texas	.250	132	33	2	14
.167	6	1	0	1	Toronto	.214	42	9	0	3

VS. THE NATIONAL LEAGUE

2015					CAREER					
AVG.	AB	H	HR	RBI	vs. TEAM	AVG.	AB	H	HR	RBI
.333	6	2	0	1	Arizona	.333	6	2	0	1
—	0	0	0	0	Atlanta	.250	4	1	0	0
—	0	0	0	0	Chicago	.167	6	1	0	0
—	0	0	0	0	Cincinnati	.400	10	4	0	2
.167	6	1	0	1	Colorado	.167	6	1	0	1
.200	15	3	0	2	Los Angeles	.222	18	4	0	2
—	0	0	0	0	Miami	.000	1	0	0	0
—	0	0	0	0	Milwaukee	.182	11	2	0	0
—	0	0	0	0	New York	.200	5	1	0	0
—	0	0	0	0	Philadelphia	.111	9	1	0	1
—	0	0	0	0	Pittsburgh	.000	3	0	0	0
—	0	0	0	0	St. Louis	.125	8	1	0	0
.235	17	4	0	2	San Diego	.235	17	4	0	2
.308	13	4	0	5	San Francisco	.333	18	6	0	5
—	0	0	0	0	Washington	.125	8	1	0	1

MONTHLY BREAKDOWN

2015					CAREER					
AVG.	AB	H	HR	RBI	by MONTH	AVG.	AB	H	HR	RBI
—	0	0	0	0	March	.000	5	0	0	0
.238	63	15	0	4	April	.223	233	52	2	18
.271	96	26	0	7	May	.235	226	53	0	12
.253	75	19	0	8	June	.243	169	41	0	13
.167	42	7	0	4	July	.250	164	41	2	19
.246	57	14	0	4	August	.233	232	54	2	23
.314	35	11	1	10	September	.271	177	48	2	20
.000	4	0	0	0	October	.000	4	0	0	0

BATTING BREAKDOWN

2015					CAREER					
AVG.	AB	H	HR	RBI	by CATEGORY	AVG.	AB	H	HR	RBI
.246	171	42	1	18	Home	.240	579	139	2	41
.249	201	50	0	19	Away	.238	631	150	6	64
.259	139	36	0	21	Day	.227	475	108	5	47
.240	233	56	1	16	Night	.246	735	181	3	58
.253	253	64	0	20	Pre-ASG	.227	686	156	3	48
.235	119	28	1	17	Post-ASG	.254	524	133	5	57
.210	62	13	1	8	vs. LHP	.208	197	41	2	25
.255	310	79	0	29	vs. RHP	.245	1013	248	6	80
.277	94	26	0	35	RISP	.245	282	69	3	94
.714	7	5	0	11	Bases Loaded	.480	25	12	0	21
.286	7	2	0	1	Pinch Hitter	.240	25	6	0	1
.000	1	0	0	0	Designated Hitter	.000	2	0	0	0

BALLPARK BREAKDOWN

	AVG.	AB	H	HR	RBI
Angel Stadium	.278	90	25	1	11
AT&T Park	.300	10	3	0	1
Camden Yards	.273	33	9	1	5
Chase Field	.333	6	2	0	1
Citi Field	.000	1	0	0	0
Comerica Park	.185	27	5	0	5
Dodger Stadium	.125	8	1	0	2
Fenway Park	.091	22	2	0	1
Globe Life Arlington	.247	77	19	1	9
Great American Ball Park	.500	6	3	0	2
Kauffman Stadium	.250	32	8	1	6
Marlins Park	.000	1	0	0	0
Miller Park	.182	11	2	0	0
Minute Maid Park	.224	58	13	0	5
O.co Coliseum	.242	575	139	2	41
PETCO Park	.200	10	2	0	1
PNC Park	.000	3	0	0	0
Progressive Field	.172	29	5	0	1
Rogers Centre	.190	21	4	0	3
Safeco Field	.250	80	20	1	4
Target Field	.286	28	8	0	1
Tokyo Dome	.000	4	0	0	0
Tropicana Field	.256	39	10	0	1
Turner Field	.250	4	1	0	0
U.S. Cellular Field	.333	15	5	0	3
Yankee Stadium	.150	20	3	1	2

FIELDING STATISTICS

Second Base

YEAR	PCT.	G	PO	A	E	TC	DP
2010	1.000	3	4	5	0	9	4
2011	.933	3	5	9	1	15	2
2012	1.000	6	10	17	0	27	4
2013	.985	113	207	258	7	472	68
2014	.988	102	154	247	5	406	49
2015	.989	96	168	268	5	441	56
Totals	.987	323	548	804	18	1370	183

Third Base

YEAR	PCT.	G	PO	A	E	TC	DP
2011	1.000	10	5	13	0	18	0
2012	.946	14	11	24	2	37	2
2015	1.000	1	0	2	0	2	0
Totals	.965	25	16	39	2	57	2

Shortstop

YEAR	PCT.	G	PO	A	E	TC	DP
2011	.974	14	15	22	1	38	2
2012	1.000	15	14	34	0	48	6
2013	.965	15	27	28	2	57	2
2014	.896	14	10	33	5	48	5
2015	.983	17	22	37	1	60	9
Totals	.964	75	88	154	9	251	24

SOGARD'S CAREER BESTS

Hits: 3 (eight times), last: September 15, 2015 at Chicago (AL)

Home Runs: 1 (eight times), last: September 23, 2015 vs. Texas

Runs Batted In: 3 (seven times), last: September 30, 2015 at Los Angeles (AL)

Stolen Bases: 2 (twice), last: June 17, 2014 vs. Texas

Hitting Streak: 14, July 19 to August 9, 2013

Hitless Streak (At Bats): 18, May 9 to 18, 2014


Game Ending RBI: None.

Grand Slams: None.

Pinch-Hit Home Runs: None.

Inside-The-Park Home Runs: None.

Lead Off Home Runs: None.

**LEFT-HANDED PITCHER****Height/Weight:** 6-5 / 220**Bats/Throws:** Left / Left**Birthdate:** July 16, 1987**Opening Day Age:** 28**Birthplace/Resides:** Cincinnati, Ohio / Cincinnati, Ohio**Major League Service:** 2 years, 57 days**Obtained:** Signed to a minor league contract, December 4, 2015**Contract Status:** First year of a one-year contract through 2016**NON-ROSTER INVITEE****CAREER HIGHLIGHTS**

Is 4-3 with a 6.47 ERA in 43 games, including seven starts, in three seasons in the majors with the Giants (2011, 13), White Sox (2014) and Dodgers (2015)...is also 49-22 with a 3.15 ERA (237 er in 677.1 ip) in 132 career appearances, including 110 starts, in the minors...was originally selected by San Francisco in the sixth round of the 2008 draft and spent six seasons in the Giants organization, including 2012 when he missed the entire season because of "Tommy John" surgery...was claimed off waivers by Chicago (AL) following the 2013 season and was traded to Los Angeles (NL) May 22, 2015.

2015 HIGHLIGHTS

Began the season at Triple-A Charlotte in the Chicago White Sox organization and finished it with Triple-A Oklahoma City in the Los Angeles Dodgers farm system...in between, he made one appearance for the Dodgers in July...was selected July 6, pitched that day against Philadelphia (3.1 ip, 4 h, 4 r, 4 er, 1 bb, 4 so), and was designated for assignment the next day...pitched mostly in relief at Charlotte, going 3-0 with a save and 2.81 ERA in 10 relief appearances and one start...then made 15 starts and one relief appearance with Oklahoma City where he was 9-3 with a 3.57 ERA...combined at the Triple-A to post a 12-3 record and a 3.39 ERA in 27 games, including 16 starts...the 12 wins were his most as a minor leaguer, as were his 11 home runs allowed...tied for third among all Triple-A pitchers in wins...allowed a .264 opponents batting average, including .244 (73-for-299) against right-handed hitters compared to .305 (43-for-141) against left-handers...10 of the 11 home runs he allowed were solo shots...yielded a .257 batting average with runners in scoring position, but that dropped to .136 with RISP and two outs...was 7-2 with a 3.77 ERA in 18 games before the Triple-A All-Star Break, 5-1 with a 2.98 ERA in nine starts after the break...was 8-3 with a 3.40 ERA in his 16 starts compared to 4-0 with a 3.38 ERA in 11 relief appearances...stranded both of his inherited runners...went 3-for-16 (.188) with a double, three RBI, three walks and seven strikeouts as a hitter...tossed at least one inning in each of his 11 relief appearances, including two or more eight times...walked two batters or fewer in 14 of his 16 starts.

MINORS: Began the season on the disabled list with Chicago with a right ribcage muscle strain...was reinstated April 11 and immediately optioned to Charlotte...had a 1.35 ERA in six home games with the Knights compared to 4.38 on the road...was designated for assignment April 26 and outrighted April 27...struck out a season-high seven batters in 5.0 innings in his only start with Charlotte on May 8 at Toledo...logged 3.0 perfect innings of relief against Syracuse May 16 for the win...it matched his longest outing as a reliever (May 3 against Scranton/Wilkes-Barre)...was traded to the Dodgers organization May 22 for pitcher Blake Smith and was assigned to Oklahoma City...his nine wins tied for third most in the PCL beginning May 22 and his 3.57 ERA ranked ninth...was 5-1 with a 3.00 ERA in nine games at home, 4-2 with a 4.34 ERA in seven starts on the road...surrendered just one home run in 51.0 innings at home compared to seven in 37.1 innings on the road...lost each of his first two starts with Oklahoma City (12.00 ERA), his only losing streak of the season...including June 1 against Fresno when he walked a season-high five batters in 3.0 innings...went 9-1 with a 2.95 ERA over his final 14 games...was 4-0 with a 2.89 ERA over a five-start stretch from June 8 to 30...tossed his only complete game of the season June 15 at Colorado Springs, a seven-hitter in a 5-2 win that was called after six innings due to rain...walked one and struck out a season-high tying seven...made his only relief appearance with Oklahoma City June 20 against Memphis (6.0 ip, 5 h, 3 r, 3 er, 7 so)...went 4-1 with a 4.06 ERA in six games, including five starts, in June...allowed a season-high six runs on a season-high nine hits in 5.1 innings July 28 at Memphis and took the loss...pitched 7.0 scoreless innings and allowed just one hit

and one walk Aug. 17 against Tacoma, but had a no decision in a 2-1 win...that was part of a season-best 15.0-inning scoreless streak from Aug. 2 to 17...was perfect 4-0 with a 1.86 ERA and .227 opponents batting average in five starts in August...also won his only start in September, tossing a season-high 8.0 scoreless innings on the 2nd against Iowa, and finished the season with a five-game winning streak over his final six starts (2.19 ERA).

CAREER

2014—Made 18 appearances, including 11 starts, with Triple-A Charlotte and 35 relief appearances with the White Sox...31 of his outings with the Sox were one inning or less, including 14 of 0.1 or less...limited left-handed hitters to a .174 batting average with 11 strikeouts...first batters faced went just 3-for-29 (.103)...allowed 3-of-28 (10.7%) inherited runners to score...was recalled from Charlotte June 26 and made his White Sox debut that night at Toronto, allowing an earned run in 1.1 innings...made four straight scoreless appearances from July 6-11...earned his first win Aug. 9 at Seattle after inducing an inning ending double play in the ninth inning...was optioned to Charlotte Aug. 10 and recalled a second time Aug. 16...appeared in two games before being optioned Aug. 22...was recalled Sept. 2 for the remainder of the season...recorded a 1.80 ERA with nine strikeouts in 10.0 innings over 12 September appearances...did not allow an earned run over his final six appearances (4.2 ip) from Sept. 16-27...recorded career highs in relief with four strikeouts over 1.2 innings Sept. 13 against Minnesota...was 3-4 with a 5.25 ERA in 11 starts with Charlotte and 1-1 with a 3.10 ERA in seven relief appearances...was named International Pitcher of the Week for the week of June 16-22 after going 1-0 with a 0.64 ERA in two starts...struck out a season-high 12 in 6.0 innings May 30 at Toledo.

2013—Appeared in 17 games between San Francisco, Single-A San Jose and Triple-A Fresno...began the season on the 15-day disabled list to continue his recovery from July 24, 2012 Tommy John surgery...was transferred to the 60-day disabled list May 28...was sent to San Jose on a rehab assignment June 5 and had a 2.93 ERA in five starts...was returned from his rehab assignment, reinstated from the 60-day disabled list and optioned to Fresno June 27...was recalled by the Giants July 23 as the 26th man prior to a doubleheader against Cincinnati...made the start in the first game and suffered the loss after allowing seven runs over 2.2 innings...was optioned back to the Grizzlies following the game, where he spent the remainder of the season...won four of his first six starts and three of last four with Fresno...worked at least 7.0 innings in each of his final seven starts...was claimed off waivers by Chicago (AL) Dec. 23.

2012—Missed the season after undergoing Tommy John surgery...Dr. James Andrews performed the procedure on July 24 in Pensacola, Fla...was placed on the disabled list March 26 and transferred to the 60-day DL June 29.

2011—Made six starts with San Francisco...his contract was purchased from Double-A Richmond Aug. 27...made his Major League debut that night in a start against Houston, allowing one run over 6.0 innings in a no decision...recorded his first strikeout in the second inning (Jimmy Parades)...earned his first win Sept. 6 at San Diego, allowing three earned runs in 5.0 innings...recorded his first ML hit and RBI with a single off Drew Pomeranz on Sept. 17 at Colorado...combined to go 11-4 with a 1.94 ERA and 170 strikeouts in 148.1 innings over 24 appearances, including 23 starts, with San Jose and Richmond...was named to the Eastern League Midseason and Postseason All-Star Teams...led the EL in ERA (2.02), WHIP (1.08) and opponents average (.213), ranked second in strikeouts (165) and tied for fifth in wins (10)...earned EL Pitcher of the Week honors for the week of May 2-8 after going 2-0 with a 0.73 ERA and 20 strikeouts...earned the honor again July 4-10 after going 1-0 with a 2.13 ERA and 23 strikeouts...was rated as the Giants seventh best prospect by *Baseball America* following the season.

2010—Went 4-2 with a 3.11 ERA and 108 strikeouts in 101.1 innings over 17 starts with San Jose...was named to the California League Midseason and Postseason All-Star Teams...was twice named Cal League Pitcher of the Week (May 10-16 and July 5-11)...was placed on the disabled list July 18 with a dislocated hip and missed the remainder of the season after undergoing surgery.

2009—Spent the season with Single-A Augusta...struck out 169 batters in 131.0 innings, an average of 11.6 strikeouts per nine innings...led the Giants system in strikeouts...ranked third in the South Atlantic League leaders in strikeouts and wins (11)...was promoted to San Jose for the Cal League playoffs and started three games.

2008—Made his professional debut with the Arizona League Giants and Single-A Salem-Keizer, going 0-2 with a 5.71 ERA and 23 strikeouts in 17.1 innings over seven appearances (four starts).

PERSONAL/MISCELLANEOUS

Eric Michael Surkamp...is a 2005 graduate of Moeller High School in Cincinnati...pitched a no-hitter in a playoff game during his junior year in 2004 to help Moeller win the Ohio state championship... played three seasons at North Carolina State University (2006-08), where he was teammates with Seattle Seahawks quarterback Russell Wilson...played for Orleans in the Cape Cod League in 2006-07 and for Team USA at the 2007 World Port Tournament.

LIFETIME PITCHING RECORD

Year	Club	W	L	ERA	G	GS	CG	SHO	SV	IP	H	R	ER	HR	HB	BB	IBB	SO	WP	BK
2008	AZL Giants	0	0	2.70	2	0	0	0	0	3.1	3	1	1	0	0	0	0	7	0	0
	Salem-Keizer	0	2	6.43	5	4	0	0	0	14.0	20	10	10	1	1	5	0	16	0	0
2009	Augusta	11	5	3.30	23	23	2	0	0	131.0	129	57	48	6	4	39	0	169	9	0
2010	San Jose	4	2	3.11	17	17	1	1	0	101.1	79	39	35	5	6	22	0	108	5	0
2011	Richmond	10	4	2.02	23	22	1	0	0	142.1	110	37	32	5	5	44	0	165	5	1
	SAN FRANCISCO	2	2	5.74	6	6	0	0	0	26.2	32	18	17	1	2	17	1	13	0	0
	San Jose	1	0	0.00	1	1	0	0	0	6.0	4	0	0	0	0	1	0	5	0	0
2012	SAN FRANCISCO									(Injured — Did not pitch)										
2013	San Jose	0	0	2.93	5	5	0	0	0	15.1	8	6	5	2	0	3	0	17	0	0
	Fresno	7	1	2.78	11	11	0	0	0	71.1	56	23	22	4	2	20	0	54	1	0
	SAN FRANCISCO	0	1	23.62	1	1	0	0	0	2.2	9	7	7	2	2	0	0	0	0	0
2014	Charlotte	4	5	4.69	18	11	0	0	0	78.2	95	46	41	8	7	20	0	86	3	1
	CHICAGO (AL)	2	0	4.81	35	0	0	0	0	24.1	22	14	13	3	1	13	3	20	0	0
2015	Charlotte	3	0	2.81	11	1	0	0	1	25.2	19	8	8	3	0	9	1	30	0	0
	Oklahoma City	9	3	3.57	16	15	1	0	0	88.1	97	39	35	8	4	23	0	70	2	0
	LOS ANGELES (NL)	0	0	10.80	1	0	0	0	0	3.1	4	4	4	2	2	1	0	4	0	0
AL Totals		2	0	4.81	35	0	0	0	0	24.1	22	14	13	3	1	13	3	20	0	0
NL Totals		2	3	7.71	8	7	0	0	0	32.2	45	29	28	5	6	18	1	17	0	0
Major League Totals		4	3	6.47	43	7	0	0	0	57.0	67	43	41	8	7	31	4	37	0	0

CAREER TRANSACTIONS

2008 — Selected by the San Francisco Giants organization in the 6th round of the First-Year Player Draft. **2012** — On the disabled list, March 26 to October 31. **2013** — On the disabled list, March 22 to June 26; included rehabilitation assignment to San Jose, June 5 to 26. Claimed off waivers by the Chicago White Sox, December 23. **2015** — On the disabled list, March 27 to April 10. Traded to the Los Angeles Dodgers for minor league pitcher Blake Smith, May 22. Elected free agency, October 6; signed by the Oakland Athletics to a minor league contract, December 4.

VS. THE AMERICAN LEAGUE

2015		CAREER												
ERA	W	L	S	G	IP	ER	vs. TEAM	ERA	W	L	S	G	IP	ER
—	0	0	0	0	0.0	0	Baltimore	INF	0	0	0	1	0.0	1
—	0	0	0	0	0.0	0	Boston	0.00	0	0	0	2	1.1	0
—	0	0	0	0	0.0	0	Chicago	—	0	0	0	0	0.0	0
—	0	0	0	0	0.0	0	Cleveland	4.50	0	0	0	4	2.0	1
—	0	0	0	0	0.0	0	Detroit	9.00	0	0	0	1	1.0	1
—	0	0	0	0	0.0	0	Houston	1.29	0	0	0	2	7.0	1
—	0	0	0	0	0.0	0	Kansas City	3.86	1	0	0	6	4.2	2
—	0	0	0	0	0.0	0	Los Angeles	—	0	0	0	0	0.0	0
—	0	0	0	0	0.0	0	Minnesota	9.00	0	0	0	4	4.0	4
—	0	0	0	0	0.0	0	New York	—	0	0	0	0	0.0	0
—	0	0	0	0	0.0	0	Oakland	4.50	0	0	0	2	2.0	1
—	0	0	0	0	0.0	0	Seattle	5.40	1	0	0	5	1.2	1
—	0	0	0	0	0.0	0	Tampa Bay	0.00	0	0	0	2	1.1	0
—	0	0	0	0	0.0	0	Texas	9.00	0	0	0	1	1.0	1
—	0	0	0	0	0.0	0	Toronto	2.08	0	0	0	6	4.1	1

VS. THE NATIONAL LEAGUE

2015		CAREER												
ERA	W	L	S	G	IP	ER	vs. TEAM	ERA	W	L	S	G	IP	ER
—	0	0	0	0	0.0	0	Arizona	81.00	0	1	0	1	0.2	6
—	0	0	0	0	0.0	0	Cincinnati	23.63	0	1	0	1	2.2	7
—	0	0	0	0	0.0	0	Colorado	4.82	0	1	0	2	9.1	5
10.80	0	0	0	1	3.1	4	Philadelphia	10.80	0	0	0	1	3.1	4
—	0	0	0	0	0.0	0	San Diego	4.22	2	0	0	2	10.2	5

MONTHLY BREAKDOWN

2015		CAREER												
ERA	W	L	S	G	IP	ER	by MONTH	ERA	W	L	S	G	IP	ER
—	0	0	0	0	0.0	0	April	—	0	0	0	0	0.0	0
—	0	0	0	0	0.0	0	May	—	0	0	0	0	0.0	0
—	0	0	0	0	0.0	0	June	3.38	0	0	0	4	2.2	1
10.80	0	0	0	1	3.1	4	July	11.68	0	1	0	12	12.1	16
—	0	0	0	0	0.0	0	August	4.76	1	0	0	10	11.1	6
—	0	0	0	0	0.0	0	September	5.28	3	2	0	17	30.2	18

PITCHING BREAKDOWN

2015		CAREER												
ERA	W	L	S	G	IP	ER	by CATEGORY	ERA	W	L	S	G	IP	ER
10.80	0	0	0	1	3.1	4	Home	7.20	1	2	0	22	35.0	28
—	0	0	0	0	0.0	0	Away	5.32	3	1	0	21	22.0	13
—	0	0	0	0	0.0	0	Day	5.79	0	1	0	15	14.0	9
10.80	0	0	0	1	3.1	4	Night	6.70	4	2	0	28	43.0	32
10.80	0	0	0	1	3.1	4	Pre-ASG	7.00	0	0	0	11	9.0	7
—	0	0	0	0	0.0	0	Post-ASG	6.38	4	3	0	32	48.0	34
—	0	0	0	0	0.0	0	Starter	7.36	2	3	0	7	29.1	24
10.80	0	0	0	1	3.1	4	Reliever	5.53	2	0	0	36	27.2	17

BALLPARK BREAKDOWN

	ERA	W	L	S	G	IP	ER
AT&T Park	6.63	1	2	0	4	19.0	14
Chase Field	81.00	0	1	0	1	0.2	6
Comerica Stadium	9.00	0	0	0	1	1.0	1
Coors Field	1.93	0	0	0	1	4.2	1
Dodger Stadium	10.80	0	0	0	1	3.1	4
Fenway Park	0.00	0	0	0	2	1.1	0
Kauffman Stadium	0.00	1	0	0	1	1.0	0
PETCO Park	5.40	1	0	0	1	5.0	3
Progressive Field	4.50	0	0	0	4	2.0	1
Rogers Centre	3.38	0	0	0	4	2.2	1
Safeco Field	0.00	1	0	0	3	1.1	0
Target Field	0.00	0	0	0	1	1.0	0
Tropicana Field	0.00	0	0	0	2	1.1	0
U.S. Cellular Field	7.11	0	0	0	17	12.2	10

FIELDING STATISTICS

Pitcher	Year	Pct.	G	PO	A	E	TC	DP
2011	.778	6	1	6	2	9	0	0
2013	—	1	0	0	0	0	0	0
2014	1.000	35	1	6	0	7	1	1
2015	—	1	0	0	0	0	0	0
Totals	.875	43	2	12	2	16	1	1

SURKAMP'S CAREER BESTS

Low Hit Complete Game: None

Innings Pitched: 6.0, August 27, 2011 vs. Houston.

As reliever: 3.1, July 6, 2015 vs. Philadelphia

Strikeouts: 4 (four times), last: July 6, 2015 vs. Philadelphia. As reliever: 4 (twice), last: July 6, 2015 vs. Philadelphia

Pitches: 98, September 17, 2011 at Colorado

Longest Winning Streak: 2 (twice), last: August 9, 2014 to present

Longest Losing Streak: 3, September 24, 2011 to July 23, 2013

Longest Scoreless Streak: 5.0, September 6 to 12, 2011

**RIGHT-HANDED PITCHER****Height/Weight:** 6-4 / 240**Bats/Throws:** Right / Right**Birthdate:** June 18, 1987**Opening Day Age:** 28**Birthplace/Resides:** Montgomery, Alabama / Auburn, Alabama**Major League Service:** 147 days**Obtained:** Claimed off waivers from Chicago (AL), November 4, 2014**Contract Status:** First year of a one-year contract through 2016**NON-ROSTER INVITEE****CAREER HIGHLIGHTS**

Made his Major League debut with the Chicago White Sox in 2014, compiling a 10.13 ERA in five relief appearances...was claimed off waivers by the A's following the season but spent most of 2015 on the 60-day disabled list...was selected by the Sox in the 44th round of the 2009 draft and is 19-10 with 55 saves and a 2.95 ERA in 204 career minor league appearances...has 315 strikeouts in 296.1 innings and has allowed just 11 home runs (0.33 per nine innings)...was named to the Southern League Midseason All-Star team in 2013...retired 36 consecutive batters from May 5 to 27, 2013...had a 23.1-inning scoreless streak from July 8 to Sept. 1, 2012...pitched for Salt River in the Arizona Fall League in 2012.

2015 HIGHLIGHTS

Spent most of the season on the 60-day disabled list before returning in late July to pitch in 15 games with Single-A Stockton and Triple-A Nashville...combined for a 1-2 record and a 9.35 ERA...struck out 18 batters in 17.1 innings (9.35 per nine innings) but issued nine walks (4.67 per nine innings)...allowed a .301 opponents batting average, which included a mark of .265 (13-for-49) against right-handed hitters compared to .375 (9-for-24) against left-handers...yielded a .381 average with runners in scoring position...was placed on the 60-day DL Feb. 26 with a strained right shoulder...began a rehab assignment with Stockton July 20 and had two losses and a 14.54 ERA in four relief appearances...allowed at least one run in each of his outings, including a season-high four July 23 at Lancaster when was tagged with his first loss of the season...tossed a season-high 2.0 innings July 29 against Modesto and was transferred to Nashville Aug. 1...made three appearances (3.1 ip) before he was reinstated from the DL and optioned to Nashville Aug. 9...was 1-0 with a 7.82 ERA in 11 appearances overall with the Sounds...did not allow an earned run over his first six games (6.1 ip, 4 r) but surrendered at least one run over each of his final five outings for a 17.47 ERA...was designated for assignment Aug. 14 and outrighted off the 40-man roster Aug. 16...was credited with his only win of the season Aug. 6 against Memphis when he tossed a scoreless fourth inning in an 8-0 win...struck out a season-high three batters in a season-high tying 2.0 innings Aug. 17 against El Paso...yielded a season-high four hits Aug. 26 at Reno...matched his season high in innings pitched Aug. 31 against Round Rock (2.0 ip).

CAREER

2014—Made his Major League debut with the Chicago White Sox, compiling a 10.13 ERA in five relief appearances...allowed a .391 opponents batting average, including .333 against right-handed hitters compared to .455 against left-handers...first batters faced were 2-for-5 (.400)...allowed 1-of-2 (50.0%) inherited runners to score...was selected from Triple-A Charlotte July 20 and made his ML debut that day against Houston (1.2 ip, 1 h, 2 so)...fanned Marwin Gonzalez to lead off the sixth inning for his first strikeout...did not allow a run in his next appearance but then yielded at least one run in each of his final three outings (6 er in 3.0 ip, 18.00 ERA)...was optioned back to Charlotte Aug. 3...posted a 3-0 record, seven saves and a 2.14 ERA in 39 relief appearances with the Knights...struck out a career-high 68 batters in 59.0 innings...his average of 10.37 strikeouts per nine innings ranked fourth among International League relievers...yielded just three home runs, an average of 0.46 per nine innings...allowed a .215 opponents batting average, including .171 against right-handed hitters compared to .259 against left-handers...surrendered all three of his home runs to righties...all three home runs were solo shots...opponents hit .172 with the bases empty compared to .262 with runners on base...yielded a .195 average with runners in scoring position and two outs...had a 2.72 ERA in 30 appearances before the All-Star Break...did not allow a run in nine outings after the break (12.2 ip)...logged a 1.86 ERA in the

ninth inning...converted 7-of-8 (87.5%) save opportunities...allowed 4-of-14 (28.6%) inherited runners to score...tossed at least 1.0 inning in each of his 39 appearances...struck out a season-high four batters April 7 at Durham...allowed just one run over a 13-game stretch from April 23 to June 4 (21.1 ip, 0.42 ERA)...surrendered his third and final home run of the season May 6 against Lehigh Valley...finished the season with a 29-game, 43.1-inning, 174-batter homerless streak...also matched his season-high with four strikeouts in that game...did not allow a hit over a six-game stretch from May 14 to 28 (9.2 ip)...tossed a season-high 2.1 scoreless innings for his first win of the season May 28 at Colorado Springs...finished May with a 0.61 ERA and .080 opponents batting average in nine appearances...matched his season-high with four strikeouts June 1 at Toledo...was credited with six of his seven saves over an eight-game stretch from June 9 to July 5...allowed two runs June 23 at Toledo...would not allow another Triple-A run the rest of the way as he finished the minor league portion of his campaign with a 21.0-inning scoreless streak...matched his season high with 2.1 scoreless innings in a win over Syracuse July 12...had a 2.61 ERA in 31 appearances before his promotion to Chicago...returned in August and did not allow a run in eight games and 10.2 innings.

2013—Began the season at Double-A Birmingham where he went 4-2 with 12 saves, a 2.15 ERA and .185 opponents batting average in 32 relief appearances...was promoted to Triple-A Charlotte July 18 and went 1-2 with a save and a 7.88 ERA in 12 relief appearances...combined for a 5-4 record, 13 saves and a 3.53 ERA in a career-high 44 games...the saves tied for the most in the White Sox farm system...allowed just two home runs in a career-high 66.1 innings pitched...yielded a .225 batting average, including .179 against right-handed hitters compared to .294 against left-handers...opponents hit .169 with a .222 on-base percentage when leading off an inning...converted each of his 12 save opportunities with Birmingham and was 13-for-15 (86.7%) overall...allowed 4-of-10 (40.0%) inherited runners to score...did not allow a run over his first seven outings (8.1 ip, 4 h, 1 bb, 4 so)...retired 36 consecutive batters from May 5 to 27...had a 15.2-inning scoreless streak from May 5 to June 3...tossed a season-high 3.0 scoreless innings May 8 against Tennessee...compiled a 1.06 ERA in nine appearances in May to lower his overall ERA to 1.76...struck out a season-high six batters in 2.0 scoreless innings July 2 at Jacksonville...was named to the Southern League Midseason All-Star team and pitched a scoreless eighth inning for the North All-Stars in the July 17 SL All-Star Game (1.0 ip, 1 so)...was promoted to Triple-A Charlotte the next day...allowed his first home run of the season in his third outing with the Knights, snapping a season-opening 34-game, 54.1-inning, 218-batter homerless streak...it was his first home run since May 13, 2012...pitched for La Guaira in the Venezuelan Winter League following the season and logged a 2.12 ERA in 16 relief appearances.

2012—Went 2-1 with 12 saves and a 2.44 ERA in 33 relief appearances with Single-A Winston Salem...had two stints on the disabled list with a strained right triceps...began the season on the DL before being reinstated April 18...was also out from May 26 to June 20, which included a one-game rehab appearance with Bristol of the Appalachian Rookie League June 19 (1.0 ip, 1 h, 2 so)...combined with both clubs for a 2.38 ERA...surrendered just two home runs in 45.1 innings...struck out 59 (11.71 per nine innings) and walked just 13 for a strikeout-to-walk ratio of 4.54...allowed a .171 opponents batting average, including .140 against right-handed hitters compared to .250 against left-handers...opponents hit .175 with a .233 on-base percentage when leading off an inning...converted 12-of-13 (92.3%) save opportunities...posted a 1.57 ERA in the ninth inning...allowed just two runs, one earned, over his final 21 contests for a 0.29 ERA...opponents went 10-for-101 (.099) over that stretch...had a 23.1-inning scoreless streak from July 8 to Sept. 1...had two saves, a blown save and a 3.60 ERA in three postseason appearances (5.0 ip, 6 h, 2 r, 2 er, 3 bb, 4 so)...pitched for Salt River of the Arizona Fall League following the season and was 1-0 with a 3.38 ERA in 10 relief appearances.

2011—Spent the entire season at Single-A Winston Salem where he went 7-2 with 15 saves and a 2.52 ERA in 41 appearances...the wins and saves were career highs...led all White Sox farmhands and tied for fourth in the Carolina League in saves...surrendered just one home run in 53.2 innings...the home run on May 22 against Salem was the first he allowed as a professional, snapping a career-opening 43-game, 74.2-inning, 316-batter homerless streak...opponents hit .213, which included a .188 mark against right-handed hitters compared to .292 against left-handers...yielded a .143 batting average to batters leading off an inning...had a 1.50 ERA in 21 appearances at home...converted 15-of-21 (71.4%) save opportunities...posted a 0.82 ERA in six appearances in April and a 0.90 ERA in nine June outings...struck out a season-high five batters in a season-high 3.0 innings April 16 against Kinston.

2010—Began the year in extended spring training...combined to go 1-1 with six saves and a 2.02 ERA in 22 games with Advanced Rookie Great Falls, Single-A Kannapolis and Single-A Winston-Salem... joined Great Falls June 4, was transferred to Kannapolis June 27 and promoted to Winston-Salem Aug. 29...did not surrender a home run in 35.2 innings...struck out 39, an average of 9.84 per nine innings... did not allow a run over his final seven outings with Kannapolis (11.1 ip)...recorded his first professional win in his final outing Sept. 6 at Salem (2.0 ip, 2 h, 1 r, 1 er, 2 bb, 2 so)...compiled a 17.18 ERA in two postseason appearances with Winston-Salem (3.2 ip, 7 h, 7 r, 7 er, 2 bb, 6 so).

2009—Made his professional debut with Bristol of the Appalachian Rookie League and had a 2.40 ERA and two saves in seven appearances...including the only three starts of his professional career...was assigned to Triple-A Charlotte Sept. 2 and did not allow a run in two games (2.0 ip)...combined for a 1.89 ERA...made his debut with a start in the second game of a Aug. 9 doubleheader at Greenville (2.0 ip, 3 h, 2 bb, 1 so)...recorded his first save Aug. 29 at Princeton (2.0 ip, 2 bb, 1 so).

PERSONAL/MISCELLANEOUS

Taylor F. Thompson was originally signed by White Sox scout Warren Hughes...graduated in 2006 from St. James High School in Montgomery, Ala...attended Auburn University.

LIFETIME PITCHING RECORD

Year	Club	W	L	ERA	G	GS	CG	SHO	SV	IP	H	R	ER	HR	HB	BB	IBB	SO	WP	BK
2009	Bristol	0	0	2.40	7	3	0	0	2	15.0	10	4	4	0	0	10	0	17	2	0
	Charlotte	0	0	0.00	2	0	0	0	0	4.0	2	0	0	0	0	4	0	1	0	0
2010	Great Falls	0	0	0.00	1	0	0	0	0	2.0	0	0	0	0	0	0	0	2	0	0
	Kannapolis	0	1	2.20	18	0	0	0	6	28.2	24	9	7	0	1	10	2	32	3	0
	Winston Salem	1	0	1.80	3	0	0	0	0	5.0	5	1	1	0	0	4	0	5	1	0
2011	Winston Salem	7	2	2.52	41	0	0	0	15	53.2	42	20	15	1	3	26	3	51	2	0
2012	Bristol	0	0	0.00	1	0	0	0	0	1.0	1	0	0	0	0	0	0	2	0	0
	Winston Salem	2	1	2.44	33	0	0	0	12	44.1	26	13	12	2	3	13	0	57	1	0
2013	Birmingham	4	2	2.15	32	0	0	0	12	50.1	34	15	12	0	1	13	0	46	2	0
	Charlotte	1	2	7.88	12	0	0	0	1	16.0	24	18	14	2	3	3	0	16	1	0
2014	Charlotte	3	0	2.14	39	0	0	0	7	59.0	48	15	14	3	0	29	0	68	4	0
	CHICAGO (AL)	0	0	10.13	5	0	0	0	0	5.1	9	6	6	1	1	4	0	4	0	0
2015	Stockton	0	2	14.54	4	0	0	0	0	4.1	7	8	7	2	0	2	0	7	0	0
	Nashville	1	0	7.62	11	0	0	0	0	13.0	15	15	11	1	0	7	0	11	3	0
ML Totals		0	0	10.13	5	0	0	0	0	5.1	9	6	6	1	1	4	0	4	0	0
Minor League Totals		19	10	2.95	204	3	0	0	55	296.1	238	118	97	11	11	121	5	315	19	0

CAREER TRANSACTIONS

2008 — Selected by the Chicago White Sox organization in the 25th round of the First-Year Player Draft; did not sign.

2009 — Selected by the Chicago White Sox organization in the 44th round of the First-Year Player Draft. **2014** —

Claimed off waivers by the Oakland Athletics, November 4. **2015** — On the disabled list, February 26 to August 8; included rehabilitation assignments to Stockton, July 20 to 31, and Nashville, August 1 to 8.

VS. THE AMERICAN LEAGUE

2015		CAREER												
ERA	W	L	S	G	IP	ER	vs. TEAM	ERA	W	L	S	G	IP	ER
—	0	0	0	0	0.0	0	Detroit	18.00	0	0	0	1	1.0	2
—	0	0	0	0	0.0	0	Houston	0.00	0	0	0	1	1.2	0
—	0	0	0	0	0.0	0	Kansas City	0.00	0	0	0	1	0.2	0
—	0	0	0	0	0.0	0	Minnesota	18.00	0	0	0	2	2.0	4

MONTHLY BREAKDOWN

2015		CAREER												
ERA	W	L	S	G	IP	ER	by MONTH	ERA	W	L	S	G	IP	ER
—	0	0	0	0	0.0	0	July	6.23	0	0	0	4	4.1	3
—	0	0	0	0	0.0	0	August	27.00	0	0	0	1	1.0	3

PITCHING BREAKDOWN

2015		CAREER												
ERA	W	L	S	G	IP	ER	by CATEGORY	ERA	W	L	S	G	IP	ER
—	0	0	0	0	0.0	0	Home	8.10	0	0	0	3	3.1	3
—	0	0	0	0	0.0	0	Away	13.50	0	0	0	2	2.0	3
—	0	0	0	0	0.0	0	Day	10.13	0	0	0	2	2.2	3
—	0	0	0	0	0.0	0	Night	10.13	0	0	0	3	2.2	3
—	0	0	0	0	0.0	0	Pre-ASG	—	0	0	0	0	0.0	0
—	0	0	0	0	0.0	0	Post-ASG	10.13	0	0	0	5	5.1	6
—	0	0	0	0	0.0	0	Starter	—	0	0	0	0	0.0	0
—	0	0	0	0	0.0	0	Reliever	10.13	0	0	0	5	5.1	6

BALLPARK BREAKDOWN

	ERA	W	L	S	G	IP	ER
Comerica Park	18.00	0	0	0	1	1.0	2
Target Field	9.00	0	0	0	1	1.0	1
U.S. Cellular Field	8.10	0	0	0	3	3.1	3

FIELDING STATISTICS

Pitcher		Pct.	G	PO	A	E	TC	DP
Year								
2014	1.000	5	0	2	0	2	0	0
Totals	1.000	5	0	2	0	2	0	0

THOMPSON'S CAREER BESTS

Low Hit Complete Game: None
Innings Pitched: 1.2, July 20, 2014 vs. Houston
Strikeouts: 2, July 20, 2014 vs. Houston
Pitches: 32, August 3, 2014 vs. Minnesota
Longest Winning Streak: None
Longest Losing Streak: None
Longest Scoreless Streak: 2.1, July 20-22, 2014

RIGHT-HANDED PITCHER**Height/Weight:** 6-4 / 222**Bats/Throws:** Right / Right**Birthdate:** March 16, 1989**Opening Day Age:** 27**Birthplace/Resides:** Nashville, Tennessee / Nashville, Tennessee**Major League Service:** None**Obtained:** Claimed off waivers from Baltimore, March 13, 2016**Contract Status:** First year of a one-year contract through 2016**CAREER HIGHLIGHTS**

Has an 11-9 record, 50 saves and a 2.02 ERA in 152 games over four professional seasons...has surrendered just seven home runs in 236.0 career innings (0.27 per nine innings) and has issued just 51 walks (1.94 per nine innings)...converted each of his 17 save opportunities at Double-A Bowie in 2015...led the Texas League with 19 saves at Northwest Arkansas in 2014...was a TL All-Star that year...was drafted three times before signing with Kansas City...spent three seasons in the Royals farm system before he was traded to Baltimore prior to the 2015 season...was claimed off waivers by the A's during the spring of 2016.

2015 HIGHLIGHTS

Spent the entire season at Double-A Bowie and led the Baysox with 17 saves and 43 appearances...converted all 17 of his save opportunities...was among the Eastern League leaders among relievers in lowest opponents batting average (fourth, .196), strikeouts per nine innings (fifth, 10.33), fewest walks per nine innings (first, 1.48) and fewest baserunners per nine innings (second, 8.85)...posted a career-high 16-game (17.2 ip) scoreless streak from May 26 to July 28 with 10 saves in that span...held right-handed batters to a .184 (25-for-136) batting average, while left-handed batters hit .218 (17-for-78) against him...in 25 home games, logged a 0.51 ERA and struck out 47 batters in 35.1 innings...finished Game 5 of the Eastern League Championship Series, tossing a scoreless ninth inning as Bowie defeated Reading for the title...enters 2016 ranked as the No. 28 Orioles prospect according to MLB.com

CAREER

2014—Named a mid-season All-Star for Double-A Northwest Arkansas and named a Texas League All-Star...led the Texas League in saves (19), was second in games finished (32), fourth in fewest walks per nine innings (2.20), and fifth in fewest baserunners per nine innings (11.46)...made the first start of his professional career on May 18 against Tulsa and logged a season-high 4.0 innings (2 h, 1 er, 1 bb, 2 so)...posted a nine-game (15.0 ip) scoreless streak from April 21 to May 15...converted five consecutive save opportunities from July 23 to Aug. 3.

2013—Finished fifth in the Carolina League in saves (9) and fourth among relievers in strikeouts per nine innings (9.40)...posted a 1.86 ERA in 19 home games...went 3-0 with two saves and a 0.57 ERA over 10 games in July.

2012—Made his first professional appearance on June 20 against Orem, tossing 1.0 scoreless inning...earned his first professional win on June 29 against Burlington after logging 5.0 innings without allowing an earned run...struck out a career-high six batters over 2.0 innings on Aug. 2 against Beloit...posted a five-game (10.0 ip) scoreless streak from Aug. 11 to 27, while recording four saves and 14 strikeouts during that five-game stretch.

PERSONAL/MISCELLANEOUS

Andrew Austin Triggs was originally signed by Royals scout Rich Amaral...graduated from Nashville's Montgomery Bell High School in 2007...earned a degree in political science at the University of Southern California in 2011...spent the 2011-12 academic year in the university's MBA program...at USC, he earned conference All-Academic honors each season from 2009-12 and was named the 2012 Pac-12 Baseball Spring Scholar-Athlete of the Year...posted a 3.96 ERA as a redshirt freshman in 2009, earning Pac-10 honorable mention status...was the team's No. 1 pitcher in the rotation in 2010.

LIFETIME PITCHING RECORD

Year	Club	W	L	ERA	G	GS	CG	SHO	SV	IP	H	R	ER	HR	HB	BB	IBB	SO	WP	BK
2012	Idaho Falls	0	0	2.45	2	0	0	0	0	3.2	4	2	1	0	0	1	0	3	0	0
	Kane County	1	1	1.70	20	0	0	0	4	42.1	31	13	8	2	1	9	0	48	0	0
2013	Wilmington	5	3	2.54	39	0	0	0	9	60.1	58	29	17	1	7	12	1	63	6	2
	NW Arkansas	1	0	0.00	4	0	0	0	0	6.2	2	0	0	0	0	2	1	10	0	0
2014	NW Arkansas	4	3	2.93	43	1	0	0	19	61.1	55	28	20	4	5	16	1	38	2	0
	Omaha	0	0	0.00	1	0	0	0	1	0.2	0	0	0	0	0	0	0	0	0	0
2015	Bowie	0	2	1.03	43	0	0	0	17	61.0	42	9	7	0	7	11	1	70	6	0
Minor League Totals		11	9	2.02	152	1	0	0	50	236.0	192	81	53	7	20	51	4	232	14	2

CAREER TRANSACTIONS

2010 — Selected by the Cleveland Indians in the 24th round of the First-Year Player Draft; did not sign. **2011** — Selected by the San Francisco Giants in the 21st round of the First-Year Player Draft; did not sign. **2012** — Selected by the Kansas City Royals in the 19th round of the First-Year Player Draft. **2015** — Traded to the Baltimore Orioles for cash, April 4. **2016** — Claimed off waivers by the Oakland Athletics, March 13.

**INFIELDER****Height/Weight:** 6-2 / 210**Bats/Throws:** Right / Right**Birthdate:** September 19, 1984**Opening Day Age:** 31**Birthplace/Resides:** Miami, Florida / Delray Beach, Florida**Major League Service:** 4 years, 118 days**Obtained:** Claimed off waivers from Toronto, August 3, 2015**Contract Status:** First year of a one-year contract through 2016**CAREER HIGHLIGHTS**

Is a .267 career hitter with 55 home runs and 252 RBI in 526 games in six seasons with six teams...has played for Minnesota (2010-12), Boston (2012), Baltimore (2013), Kansas City (2014), Toronto (2014-15) and Oakland (2015)...made his major League debut in 2010 and was named to the Topps Major League Rookie All-Star Team and *Baseball America's* All-Rookie Team after batting .311 with seven home runs and 40 RBI in 85 games...over his career has posted a .321 average with a .862 OPS against left-handed pitchers as opposed to .237 with a .664 OPS against righties.

2015 HIGHLIGHTS

Began the season with Toronto and was batting .296 with seven home runs and 29 RBI in 58 games when he was claimed off waivers by Oakland Aug. 3...hit .284 with 11 home runs and 37 RBI in 47 games with the A's...combined for a .290 average, a career-high 18 home runs and 66 RBI in 105 games overall...his 37 RBI in 47 games with the A's are the most in Athletics history by a player with fewer than 60 games played...his 11 home runs match the most (Rico Carty, 41 games in 1978)...only three players in Oakland history had more RBI over their first 47 games with Oakland (Dye 47, Kingman 45, Payton 38)...made 45 of his 47 starts with the A's at third base (two at designated hitter)...made most of his starts with Toronto in left field (27)...overall, made 54 starts at third base, 27 in left field, two at designated hitter and one each in right field and at first base...also appeared in three games at second base...committed three errors as a third baseman, all with the A's...had a .980 fielding percentage in 55 games overall at third base, which was the highest mark among Major League third basemen with 50 or more games...also had one error as an outfielder...batted .298 (39-for-131) against left-handed pitching compared to .285 (61-for-214) against right-handers...hit 13 of his 18 home runs off right-handers for a .556 slugging percentage...entered the season with a .351 career slugging percentage against righties...has a .321 (206-for-641) career batting average against lefties compared to .237 (272-for-1146) against righties...had six home runs in 50 games before the All-Star Break, 12 in 55 contests after the break...batted .313 in his home ballparks and .301 during the day...has a .303 (257-for-848) career average at home compared to .235 (221-for-939) on the road...hit .400 in interleague play, which tied for the third best interleague mark in the majors...now has a .344 (62-for-180) career average against the National League compared to .259 (416-for-1607) against the AL...batted .322 with 12 of his 18 home runs against AL West competition...went 2-for-12 (.167) with a home run as a pinch hitter, all with Toronto...is 6-for-39 (.154) in the pinch in his career...started games in every spot in the order except first, second and ninth...saw his most action with 42 starts batting clean-up.

MAJORS: Went 4-for-4 with a stolen base and a pair of doubles April 18 against Atlanta...the four hits matched his career high (fourth time, last: Sept. 11, 2013 vs. New York-AL)...finished April with a .423 batting average in 10 games...then went 2-for-13 (.154) over his first six games in May...batted .328 over a 23-game stretch from May 15 to June 26...hit his second career pinch hit home run June 26 against Texas off Adam Rosales...batted .313 in June but seven of his 10 hits were for extra bases...had four doubles and three home runs for a .719 slugging percentage...matched his career high with four strikeouts July 8 at Chicago-AL (also Sept. 22, 2012 vs. Baltimore)...was designated for assignment Aug. 1 and claimed off waivers by the A's Aug. 3...hit safely in each of his first six games with Oakland, going 9-for-23 (.391) with three doubles, three home runs and seven RBI...had a RBI single in the bottom of the ninth inning Aug. 9 against Houston for his fifth career game-ending RBI...it was his first since July 19, 2011 against Cleveland and all five have been singles...hit safely in a season-high nine consecutive games from Aug. 23 to Sept. 4...went 14-for-36 (.389) with two home runs and 12 RBI

during the streak...collected his 100th career double in the third inning Aug. 31 against Los Angeles (AL)...had five home runs and 17 RBI in August...the home runs matched his most ever in a month (Sept., 2010) and the RBI were his best since driving in 20 in July, 2011...played in the 500th game of his career Sept. 2 against Los Angeles (AL)...hit his third career grand slam in the first inning Sept. 4 against Seattle, his first since Sept. 25, 2010 at Detroit...became the fifth clean-up hitter in Oakland history with a first inning grand slam (Dave Kingman in 1984, Mark McGwire in 1997, Matt Stairs in 2000 and Brandon Moss in 2014)...had the first three-walk game of his career Sept. 7 against Houston...reached base safely in a career-high 16 consecutive games from Sept. 11 to 29...hit .304 with a .409 on-base percentage during the streak...committed his first error as a third baseman Sept. 11, snapping a 62-game errorless streak as a third baseman...prior to that, had not made an error at third base since Aug. 23, 2014...hit .424 during a nine-game hitting streak from Sept. 17 to 26...hit two home runs Sept. 18 at Houston for his second career multi-homer game and his first since Sept. 25, 2010 at Detroit (with Minnesota).

CAREER

2014—Began the year with Kansas City and hit .282 with two home runs and 11 RBI in 36 games...was traded to Toronto for catcher Erik Kratz and pitcher Liam Hendriks, July 28...hit .240 after joining Toronto and batted .258 with four home runs and 30 RBI in 86 games overall...hit .321 with an .835 OPS against left-handed pitching, with eight doubles, one triple and two home runs in 112 at bats...in home games, hit .301/.351/.407/.757 in 123 at bats...on the road, hit just .220/.247/.340/.587 in 141 at bats...batted .293 before the All-Star Break, .236 after the break...hit .389 in 11 interleague games...went 1-for-12 (.083) with three RBI as a pinch hitter...the one hit was his first career pinch hit home run Aug. 27 against Boston...started 57 games at third base...also made his Major League debut with 20 games, including six starts, as a first baseman and six games, including three starts, at second base...had two season-high seven game hit streaks, the second of which lasted from Sept. 8-15...his stolen base Sept. 27 against Baltimore was his first since May 8, 2011 at Boston...snapped a 0-for-16 streak with a bases loaded two-run double Sept. 20 at New York (AL)...was on the disabled list from June 1 to 21 with a strained finger.

2013—Had four stints with the Orioles and batted .304 with eight home runs and 23 RBI in 52 games...batted .371 with a .639 slugging percentage against left-handed pitchers compared to .203 with a .422 slugging percentage against right-handers...led the American League in batting average against lefties while ranking third in slugging percentage (min. 100 PA)...hit .394 at home compared to .233 on the road...appeared in just six games (three starts) on defense, all at third base...batted .301 with in 42 games as the designated hitter...hit .472 with a .889 slugging percentage when leading off an inning...had nine multiple-hit games in an 11-game stretch Aug. 4-Sept. 11...capped that streak with a career-high tying four hit game Sept. 11 against New York (AL)...homed in back-to-back games May 24-25 at Toronto, the fourth time he's done that in his career...also hit .286 with 14 home runs and 51 RBI in 65 games with Triple-A Norfolk.

2012—Hit .198 with two home runs and 17 RBI in 34 games with Minnesota before he was traded to Boston Aug. 5 for outfielder Jeremia Pineda...batted .143 with a home run and four RBI in 10 games with the Red Sox...combined for a .188 average in 44 games overall...hit .232 at home, .139 on the road...appeared exclusively at third base on defense where he made 40 starts...also hit .250 with seven home runs and 37 RBI in 69 games with Triple-A Rochester and .306 with a home run and eight RBI in 13 games with Triple-A Pawtucket...combined for a .259 average in 82 minor league contests.

2011—Spent the entire season with Minnesota and batted .246 with 15 home runs and 72 RBI in 154 games...set career-highs in games, runs (63), hits (139), doubles (28), triples (2), RBI, walks (40) and strikeouts (102)...posted 134 hits as a third baseman, which tied for second in the majors behind the Cubs' Aramis Ramirez (169)...committed 18 errors, which were the most for a Twins third baseman since Gary Gaetti committed 18 in 1990...batted .471 with the bases loaded...hit six of his 15 home runs against the National League...made the wins Opening Day roster for the first time in his career...had game-winning walk-off singles April 12 against Kansas City, May 28 against Los Angeles (AL) and July 19 against Cleveland...had a career-high 11-game hitting streak from July 18 to 27

2010—Named to the Topps Major League Rookie All-Star Team and *Baseball America's* All-Rookie Team...finished third in the American League Rookie of the Year voting behind Texas' Neftali Feliz

and Detroit's Austin Jackson...was the recipient of the Bill Boni Award for the Twins Most Outstanding Rookie, voted on by the Twin Cities chapter of the BBWAA...made his Major League debut and singled off Felix Hernandez in his first career plate appearance on June 3 vs. Seattle...became first player in Twins history to hit a grand slam for first career homer (off Greinke), adding his first career four-hit game, a career-high four RBI and a career-high four runs scored, July 26 at Kansas City...had four hits and three RBI the next day against the Royals...had 14 hits in 19 at-bats, with eight RBI and six runs scored in a four-game stretch, July 24-27...also collected 10 hits in 16 at-bats, Aug. 31-Sept. 3...had his first career walk-off hit Sept. 1 against Detroit, a single...had his first career two-homer game and drove in a career-high five runs while hitting his second career grand slam Sept. 25 at Detroit...went 2-for-9 (.222) with two RBI in three ALDS games against New York.

2009—Split his season between Double-A New Britain and Triple-A Rochester and batted a combined .285 with 14 home runs and 70 RBI in 128 games...led Twins Minor Leaguers in doubles (38) and total bases (227)...appeared exclusively at third base on defense...had a 13-game hitting streak from May 1 to 24 and batted .373 with four home runs and 18 RBI in 20 games overall in May...was named Eastern League Player of the Week May 18...was promoted to New Britain June 23...went 4-for-5 Aug. 13 at Buffalo...ranked as the sixth-best prospect in the Twins organization by *Baseball America* following the season.

2008—Played for both Single-A Fort Myers and Double-A New Britain and hit .311 with 15 home runs and 76 RBI in 129 games...hit .402 with 25 RBI in 24 games in May with Fort Myers...was selected to Florida State League All-Star Game, June 14 at Brevard County...was promoted to New Britain June 16...hit safely in a season-high 15 consecutive games from Aug. 16 to 31...had two home runs and five RBI Aug. 31 against Binghamton...played for Phoenix in the Arizona Fall League...ranked as the fifth-best prospect in the Twins organization by *Baseball America* following the season.

2007—Batted .297 with 17 home runs and 66 RBI in 127 games with the Twins Single-A affiliates at Beloit and Fort Myers...had a season-high 11-game hitting streak from May 11 to 22 (16-for-41, .390)...was promoted to Ft. Myers June 22...had a season high four hits July 13 against Jupiter.

2006—Made his professional debut with Elizabethton and batted .311 with eight home runs and 29 RBI in 48 games...ranked fifth in Appalachian League in home runs and 10th in batting...had a season-high four hits and four RBI, July 29 vs. Greeneville...had a season-high 13-game hit-streak from Aug. 7 to 20 (20-for-60, .333).

PERSONAL/MISCELLANEOUS

Daniel Paul Valencia...during his time at Spanish River High School, earned three-time first-team All-Palm honours...named team MVP, first-team All-County, and second-team All-State as a senior; Offensive Player of the Year, first-team All-County, and second team All-State as a junior; and team MVP and first-team All-Palm Beach County honours as a sophomore...named Freshman of the Year by the Southern Conference Sports Media Association and second-team All-Southern Conference selection while at UNC-Greensboro after hitting .338 with eight home runs, 36 RBI and 39 runs scored in 55 games...transferred to the University of Miami...named to the All-Regional team as a sophomore in 2005 after batting .300 with six home runs, 15 doubles, 63 RBI and 39 runs scored in 60 games (56 starts at first base and two starts at third base)...batted .324 with nine home runs and 61 RBI as a junior.

LIFETIME PLAYING RECORD

Year	Club	AVG.	G	AB	R	H	2B	3B	HR	RBI	SH	SF	HP	BB	SO	SB	CS	SLG	OBP	E
2006	Elizabethton	.311	48	190	30	59	13	0	8	29	0	3	3	15	34	0	2	.505	.365	0
2007	Beloit	.302	66	242	44	73	15	0	11	35	1	0	0	28	54	3	3	.500	.374	7
	Fort Myers	.291	61	230	28	67	8	2	6	31	0	4	0	16	48	1	0	.422	.332	14
2008	Fort Myers	.336	60	220	35	74	19	3	5	44	0	4	0	27	43	2	2	.518	.402	6
	New Britain	.289	69	266	40	77	18	2	10	32	0	2	1	18	70	2	1	.485	.334	8
2009	New Britain	.284	57	218	44	62	14	4	7	29	0	2	1	31	40	0	2	.482	.373	8
	Rochester	.286	71	269	35	77	24	0	7	41	0	4	1	8	37	0	2	.454	.305	12
2010	Rochester	.292	49	185	22	54	15	0	0	24	0	1	2	14	34	2	0	.373	.347	4
	MINNESOTA	.311	85	299	30	93	18	1	7	40	0	3	0	20	46	2	0	.448	.351	6
2011	MINNESOTA	.246	154	564	63	139	28	2	15	72	0	4	0	40	102	2	6	.383	.294	18
2012	Rochester	.250	69	268	30	67	17	1	7	37	0	1	0	15	40	1	2	.399	.289	7
	MINNESOTA	.198	34	126	13	25	6	1	2	17	0	3	0	3	32	0	1	.310	.212	4
	Pawtucket	.306	13	49	3	15	3	0	1	8	0	0	1	3	12	0	2	.429	.358	3
	BOSTON	.143	10	28	1	4	0	0	1	4	0	1	0	0	6	0	0	.250	.138	0
2013	Norfolk	.286	65	262	40	75	20	1	14	51	0	3	0	17	48	1	1	.531	.326	1
	BALTIMORE	.304	52	161	20	49	14	1	8	23	0	1	0	8	33	0	2	.553	.335	0
2014	Omaha	.273	3	11	2	3	0	0	1	1	0	0	0	3	1	1	0	.545	.429	0
	KANSAS CITY	.282	36	110	8	31	5	0	2	11	0	1	1	7	27	0	0	.382	.328	2
	TORONTO	.240	50	154	12	37	11	1	2	19	0	3	1	7	35	1	1	.364	.273	3
2015	TORONTO	.296	58	162	26	48	13	0	7	29	1	1	0	9	40	2	1	.506	.331	1
	OAKLAND	.284	47	183	33	52	10	1	11	37	0	1	1	20	40	0	1	.530	.356	3
ML Totals		.267	526	1787	206	478	105	7	55	252	1	18	3	114	361	7	12	.426	.310	37

CAREER TRANSACTIONS

2006 — Selected by the Minnesota Twins organization in the 19th round of the First-Year Player Draft. **2012** — Traded to the Boston Red Sox for outfielder Jeremias Pineda, August 5. Traded to the Baltimore Orioles for cash considerations, November 28. **2013** — Traded to the Kansas City Royals for outfielder David Lough, December 18. **2014** — On the disabled list, June 1 to 21; included rehabilitation assignment to Omaha, June 17 to 21. Traded to the Toronto Blue Jays for pitcher Liam Hendriks and catcher Erik Kratz, July 28. **2015** — Claimed off waivers by the Oakland Athletics, August 3.

DIVISION SERIES RECORD

Year	Club/Opp.	AVG.	G	AB	R	H	2B	3B	HR	RBI	SH	SF	HP	BB	SO	SB	CS	SLG	OBP	E
2010	MIN vs. NYY	.222	3	9	1	2	1	0	0	2	0	1	0	1	3	0	0	.333	.273	0

THE A'S ELEPHANT

After helping form the American League in 1901, New York Giants manager John McGraw dismissed the A's with contempt by calling them "The White Elephants," implying Connie Mack should not be allowed to spend money without supervision. Mack defiantly adopted the White Elephant as the team insignia and in 1902, the Athletics won their first American League pennant.

The White Elephant remained the team's mascot and later that decade, made its first appearance on the A's team sweaters. In 1918, the Elephant saw its first game action when Mack had the pachyderm symbol (in blue with a white "A" inside) placed on the left sleeve of every player.

By 1920, Mack had fully adopted the Elephant as the team's symbol. The traditional "A" on front of the team's jersey was replaced by a blue elephant logo. After a few poor seasons, Mack decided change was in order. So, in 1924, the blue elephant was replaced by the traditional white elephant on the team's jersey and the A's played better ball for the next few years.

In 1928, Mack decided the elephant had worn out its brief welcome on the A's jersey fronts and replaced the logo with the familiar "A" on the uniform. The A's went on to win two World Championships and an AL crown in the next three years, although the resurgence was probably due more to the additions of Foxx, Simmons, Grove and Cochrane than the elephant's absence.

That was the last year for the elephant on the A's uniform until 1955, when the A's, now in Kansas City, added the patch to their uniform sleeves. However, when Charlie Finley purchased the team in the early 1960's, the elephant was once again sent packing and replaced, of all animals, a mule.

Prior to the 1988 season, the A's brought back a new, more aggressive A's Elephant. In 1995, the traditional A's elephant was reincorporated into many of the team's promotional items and publications and is now a prominent feature on the A's uniform.



VS. THE AMERICAN LEAGUE

2015					CAREER					
AVG.	AB	H	HR	RBI	vs. TEAM	AVG.	AB	H	HR	RBI
.214	28	6	1	3	Baltimore	.242	120	29	3	14
.304	23	7	2	4	Boston	.298	124	37	6	20
.074	27	2	0	0	Chicago	.251	171	43	2	20
.143	7	1	0	1	Cleveland	.207	116	24	4	17
.250	8	2	0	0	Detroit	.328	119	39	3	17
.436	39	17	4	11	Houston	.410	61	25	6	13
.300	10	3	1	5	Kansas City	.286	126	36	2	21
.235	34	8	1	8	Los Angeles	.256	129	33	3	17
—	0	0	0	0	Minnesota	1.000	1	1	0	1
.250	8	2	0	0	New York	.253	99	25	3	11
.375	8	3	1	1	Oakland	.353	68	24	3	9
.292	48	14	4	14	Seattle	.217	143	31	5	23
.250	16	4	0	4	Tampa Bay	.223	148	33	2	16
.304	23	7	2	6	Texas	.258	89	23	2	10
.182	11	2	1	2	Toronto	.140	93	13	4	12

VS. THE NATIONAL LEAGUE

2015					CAREER					
AVG.	AB	H	HR	RBI	vs. TEAM	AVG.	AB	H	HR	RBI
.417	12	5	0	0	Arizona	.375	24	9	2	4
1.000	4	4	0	0	Atlanta	.667	6	4	0	0
—	0	0	0	0	Chicago	.333	12	4	0	3
—	0	0	0	0	Cincinnati	—	0	0	0	0
—	0	0	0	0	Colorado	.500	12	6	0	1
.222	9	2	0	1	Los Angeles	.333	24	8	0	1
.400	5	2	0	2	Miami	.400	5	2	0	2
—	0	0	0	0	Milwaukee	.333	33	11	2	9
.200	5	1	1	3	New York	.250	8	2	1	3
.375	8	3	0	0	Philadelphia	.250	12	3	0	0
—	0	0	0	0	Pittsburgh	—	0	0	0	0
—	0	0	0	0	St. Louis	—	0	0	0	0
—	0	0	0	0	San Diego	.333	18	6	2	6
.444	9	4	0	0	San Francisco	.273	22	6	0	1
.333	3	1	0	1	Washington	.250	4	1	0	1

MONTHLY BREAKDOWN

2015					CAREER					
AVG.	AB	H	HR	RBI	by MONTH	AVG.	AB	H	HR	RBI
.423	26	11	0	3	April	.261	207	54	4	27
.261	46	12	1	7	May	.219	251	55	6	31
.313	32	10	3	11	June	.259	216	56	8	27
.259	58	15	3	8	July	.306	281	86	9	46
.305	82	25	5	17	August	.296	385	114	12	47
.250	88	22	4	15	September	.258	419	108	14	69
.385	13	5	2	5	October	.179	28	5	2	5

BATTING BREAKDOWN

2015					CAREER					
AVG.	AB	H	HR	RBI	by CATEGORY	AVG.	AB	H	HR	RBI
.313	160	50	7	31	Home	.303	848	257	28	124
.270	185	50	11	35	Away	.235	939	221	27	128
.301	123	37	3	21	Day	.258	593	153	13	65
.284	222	63	15	45	Night	.272	1194	325	42	187
.299	137	41	6	27	Pre-ASG	.254	777	197	23	105
.284	208	59	12	39	Post-ASG	.278	1010	281	32	147
.298	131	39	5	27	vs. LHP	.321	641	206	19	105
.285	214	61	13	39	vs. RHP	.237	1146	272	36	147
.290	93	27	5	46	RISP	.273	454	124	16	196
.364	11	4	1	11	Bases Loaded	.388	49	19	3	50
.167	12	2	1	1	Pinch Hitter	.154	39	6	2	6
.375	8	3	0	3	Designated Hitter	.285	179	51	9	28

BALLPARK BREAKDOWN

	AVG.	AB	H	HR	RBI
Angel Stadium	.200	50	10	1	4
AT&T Park	.154	13	2	0	1
Camden Yards	.326	144	47	5	19
Chase Field	.375	24	9	2	4
Citi Field	.200	5	1	0	0
Citizens Bank Park	.000	4	0	0	0
Comerica Park	.200	55	11	2	9
Fenway Park	.250	80	20	3	12
Globe Life Arlington	.240	50	12	1	7
Kauffman Stadium	.313	115	36	2	22
Miller Park	.250	20	5	1	3
Minute Maid Park	.432	37	16	4	7
Nationals Park	.250	4	1	0	1
O.co Coliseum	.288	118	34	4	21
PETCO Park	.364	11	4	0	2
Progressive Field	.219	64	14	1	7
Rogers Centre	.264	216	57	9	37
Safeco Field	.211	71	15	3	12
Target Field	.293	482	141	15	63
Tropicana Field	.174	86	15	1	9
U.S. Cellular Field	.186	86	16	0	5
Yankee Stadium	.231	52	12	1	7

FIELDING STATISTICS

First Base

YEAR	PCT.	G	PO	A	E	TC	DP
2014	.987	20	71	5	1	77	3
2015	1.000	5	12	2	0	14	0
Totals	.989	25	83	7	1	91	3

Second Base

YEAR	PCT.	G	PO	A	E	TC	DP
2014	1.000	6	5	6	0	11	0
2015	1.000	3	2	3	0	5	1
Totals	1.000	9	7	9	0	16	1

Third Base

YEAR	PCT.	G	PO	A	E	TC	DP
2010	.973	81	46	171	6	223	14
2011	.949	147	73	260	18	351	20
2012	.965	44	26	83	4	113	9
2013	1.000	26	2	2	0	4	1
2014	.974	66	35	113	4	152	10
2015	.980	55	37	109	3	149	10
Totals	.965	399	219	738	35	992	64

Outfield

YEAR	PCT.	G	PO	A	E	TC	DP
2015	.980	37	48	0	1	49	0
Totals	.980	37	48	0	1	49	0

VALENCIA'S CAREER BESTS

Hits: 4 (four times), last: April 18, 2015 vs. Atlanta

Home Runs: 2 (twice), September 18, 2015 at Houston; September 25, 2010 at Detroit

Runs Batted In: 5, September 25, 2010 at Detroit

Stolen Bases: 1 (seven times), last: May 20, 2015 vs. Los Angeles (AL)

Hitting Streak: 11, July 18-27, 2011

Hitless Streak (At Bats): 28, May 1-July 28, 2012

Game Ending RBI: 5, August 9, 2015 vs. Houston (single); July 19, 2011 vs. Cleveland (single); May 28, 2011 vs. Los Angeles-AL (single); April 12, 2011 vs. Kansas City (single); September 1, 2010 vs. Detroit (single)

Grand Slams: 3, September 4, 2015 vs. Seattle (Edgar Olmos); September 25, 2010 at Detroit (Jeremy Bonderman); July 26, 2010 at Kansas City (Zack Greinke)

Pinch-Hit Home Runs: 2, June 26, 2015 vs. Texas (Adam Rosales); August 27, 2014 vs. Boston (Junichi Tazawa).

Inside-The-Park Home Runs: None

Lead Off Home Runs: None

**CATCHER****Height/Weight:** 6-0 / 225**Bats/Throws:** Left / Right**Birthdate:** November 1, 1984**Opening Day Age:** 31**Birthplace/Resides:** Visalia, California / Tumwater, Washington**Major League Service:** 2 years, 84 days**Obtained:** Acquired from Tampa Bay for cash considerations, April 5, 2013**Contract Status:** First year of a one-year contract through 2016**CAREER HIGHLIGHTS**

Has a .257 career average with 31 home runs and 122 RBI in 285 games in four seasons with Tampa Bay (2012) and Oakland (2013-15)...is a .265 hitter in 267 games with the A's after going 0-for-25 in 18 games in his Major League debut with the Rays in 2012...spent his first full season in the majors in 2015 and was named to his first American League All-Star team...was named to the Pacific Coast League Postseason All-Star team in 2013...started all five games at catcher in the 2013 American League Division Series against Detroit...hit a walk-off single to win Game 2 of the ALDS...was named Rays Minor League Player of the Year in 2011...was named to the Florida State League Postseason All-Star Team in 2010 after batting a league-leading .345...was originally drafted by the Rays in the 12th round of the 2007 First-Year Player Draft.

2015 HIGHLIGHTS

Was named to his first American League All-Star team as he batted .308 with 13 home runs and 53 RBI over his first 70 games through June 25...then hit .214 with five home runs and 18 RBI over his final 66 contests...had a .261 average, 18 home runs and 71 RBI in 136 games overall...led the A's with 56 walks and a .341 on-base percentage...had a .277 batting average while catching, which led AL catchers and ranked fifth in the majors...ranked fourth among AL catchers in home runs (17) and RBI (61)...the home runs were fifth most in Oakland history by a catcher and the most since Ramon Hernandez had 21 in 2003...started 89 games at catcher and 20 at first base...committed just three errors behind the plate and his .996 fielding percentage was third best in Oakland history by a catcher (Miller, .999 in 2004; Steinbach, .998 in 1994)...tossed out 15-of-58 (25.9%) attempted base stealers...made 34 of his first 35 starts at catcher but just 55 of his last 80...hit .268 (90-for-336) with 17 of his 18 home runs against right-handed pitching compared to .239 (26-for-109) against left-handers...slugged .479 against righties, .330 against lefties...has hit 28 of his 31 career home runs off right-handers...13 of his 18 home runs came on the road...had a .316 average with runners in scoring position...batted .303 in the seventh inning or later, which ranked 10th in the AL...was 3-for-15 (.200) with five walks as a pinch hitter...tied for the AL lead in pinch walks...is now 5-for-39 (.128) with nine walks in the pinch in his career...was 3-for-12 (.250) with the bases loaded, but two of the hits were grand slams, which tied for second in the AL...tied for seventh in the AL in sacrifice flies (8) and ranked eighth in pitches per plate appearance (4.11)...had the sixth highest line drive percentage (27.2%) and the seventh lowest percentage of swings at the first pitch (15.3%)...made a team-leading 44 starts batting fifth...hit .299 with 11 home runs and 34 RBI in 47 games overall from the five spot...started games in every spot in the order except first, eighth and ninth.

OAKLAND: Was the A's Opening Day starter at catcher and went 2-for-4 with a double, home run and three RBI...would go on to reach base safely in each of his first 34 home games, which was the longest such season-opening streak in Oakland history and the longest by an Athletic since Jimmie Foxx had a 36-game streak in 1933...had his first career two-homer game April 17 at Kansas City...also matched his career high with three hits in that game...it was his first of 11 three-hit games in 2015 and he now has 16 in his career...reached base safely in a career-high 17 consecutive games from April 17 to May 5...went 20-for-51 (.392) with three doubles, six home runs, 19 RBI and 11 walks (1 sf, .492 on-base percentage) during the streak...batted .348 in April and followed that up by hitting .301 in May...had his second two-homer game of the season and his career May 3 at Texas...drove in four runs, which was a career high until the next day when he had five RBI at Minnesota...connected for his first career grand slam in that game against the Twins...hit his second grand slam of the season and had another five-RBI

game June 15 at San Diego...was batting .372 with seven home runs and 25 RBI over his first 25 games through May 4...then hit .202 with four home runs and 15 RBI over his next 36 games through June 14...tied an Oakland record with two sacrifice flies May 24 at Tampa Bay...had seven home runs and 23 RBI in May, both of which are his most ever in a month...his average dropped to .273 through June 14 but a 21-for-50 (.420) surge from June 15 to 29 lifted his average back over .300 to .304...then hit .187 with three home runs and 10 RBI over a 44-game stretch from June 30 to Aug. 28...was named to his first AL All-Star team...received the most votes among catchers in balloting by the players...caught the fifth, sixth and seventh innings in the All-Star Game at Cincinnati July 14 and struck out in his only at bat in the sixth...had his first career regular season walk-off hit July 18 against Minnesota...also had a walk-off single in Game 2 of the 2013 ALDS against Detroit...tossed out a career-high three base runners attempting to steal July 30 against Cleveland...hit .163 with just one home run and five RBI in 21 games in July...snapped a 0-for-28 streak with his sixth inning double Aug. 3...the hitless streak was the second longest of his career to his career-opening 0-for-32 streak from April 26, 2012 to June 28, 2013...had two doubles in the game and two more Aug. 24 at Seattle, matching his career high for doubles in a game...had his first career three-walk game Aug. 17 at Baltimore...went 11-for-22 (.500) over a seven-game stretch from Aug. 29 to Sept. 6...then missed 12 games from Sept. 7 to 19 with a groin injury...went 5-for-36 (.139) in 11 games following his return.

CAREER

2014—Began the season at Triple-A Sacramento but was promoted to Oakland June 1 and spent the remainder of the season with the A's...batted .279 with nine home runs and 35 RBI in 84 games with Oakland...hit .361 with five home runs and 23 RBI over his first 44 games through July 28...then batted .180 with four home runs and 12 RBI over his final 40 contests...started games at five different positions, including 40 at first base, 13 in right field, eight at catcher, five at designated hitter and one in left field...made 61 of his 67 starts against right-handed pitching...batted .291 against right-handers compared to .205 against left-handers...four of his eight hits against lefties were for extra bases (two doubles, one triple, one home run)...hit eight of his nine home runs against right-handed pitchers...eight came in night games and seven were hit with two strikes...had a .305 batting average in night games...hit .343 in June and .357 in July but then batted .212 in August and .121 in September...committed two errors, both in his 47 games as a first baseman (.995 fielding percentage)...did not make an error in 15 games behind the plate and tossed out the only two baserunners attempting to steal off him...hit .388 in 18 games as an outfielder, .261 with six of his nine home runs in 47 games as a first baseman, .273 in six games as the designated hitter and .242 in 15 contests at catcher...was also 2-for-12 (.167) as a pinch hitter...started games at every spot in the order except leadoff...made his most starts batting sixth (24)...started in right field June 5 at New York (AL), his first career appearance in right field and his first career start in the outfield (had two games in left field in 2012)...stole the first base of his career June 30 at Detroit...was hitting .306 over his first 11 games through June 16...then batted .415 over a 21-game stretch from June 17 to July 11...became the first player in Oakland history to play catcher, first base and right field in the same game June 22 against Boston...it was his Major League debut at first base...had 68 games in the minors at first (last in 2012)...since 1914, the only other Athletic to do it was Bert Campaneris, who did it Sept. 8, 1965 when he played all nine positions...had a streak of 34 consecutive plate appearances without a strikeout from June 27 to July 6...had a career-high 12-game hitting streak from June 30 through July 12 (19-for-42, 452)...finished June with a .343 batting average and then hit .357 in July...his July batting average ranked sixth best in the American League...made his final start of the season at catcher July 3 against Toronto...made 39 of his final 48 starts after that at first base (also five starts at designated hitter and four starts in right field)...had a 0-for-23 streak from July 28 to Aug. 6...equaled his career high with three hits Aug. 14 at Kansas City...it was his fourth three-hit game of the season...struck out three times Aug. 25 at Houston, the first three-strikeout game of his career...walked twice Sept. 1 against Seattle, the first two-walk game of his career...sprained his left ankle Sept. 3 against Seattle and missed 11 games from Sept. 4 to 16...went 2-for-28 (.071) with three RBI in 10 games, including seven starts at first base, following his return...hit .364 with three home runs and 19 RBI in 21 games with the River Cats...added eight walks for a .412 on-base percentage and slugged .602...his batting average included a .413 mark with all three of his home runs and 17 of his 19 RBI against right-handed pitching compared to .240 against left-handers...hit .400 with runners in scoring position, including .500 with RISP and two outs...appeared in 19 games at catcher and one each in left field and at designated hitter...tossed out 10-of-23 (43.5%) attempted base stealers...has thrown out 90-of-247 (36.4%) in his minor league career...batted third in 15 of his 21 games...hit .250 over his first five games before going on the disabled list April 9 with a strained oblique muscle...was reinstated

May 12 and hit .397 with three home runs and 16 RBI in 16 games following his return...had a 10-game hitting streak from May 15 to 27...went 19-for-43 (.442) with 11 runs scored, 11 RBI and seven multiple hit games during the hitting streak.

2013—Was acquired from Tampa Bay April 5 for cash considerations and spent most of the season at Triple-A Sacramento where he was named to the Pacific Coast League Postseason All-Star Team at catcher...also had two stints with the A's and batted .252 with four home runs and 16 RBI in 47 games...made 39 of his 40 starts against right-handed pitching...hit .256 with three of his four home runs, 15 of his 16 RBI and all nine of his walks against right-handed pitchers...was 4-for-18 (.222) against lefties...batted .357 on the road compared to .177 at home...however, hit three of his four home runs in Oakland...had a .350 batting average with runners in scoring position and two outs...appeared in 44 games, including 40 starts, at catcher and committed just one error for a .997 fielding percentage...tossed out 8-of-28 (28.6%) attempted base stealers...the A's went 27-13 (.675) in his starting assignments behind the plate...made 21 starts hitting eighth, 16 hitting ninth and three batting seventh...was recalled from Sacramento for his first stint June 25 and started each of the A's next three games at catcher...had a sacrifice fly in his first at bat as an Athletic June 25 against Cincinnati, his first career RBI...snapped a career-opening 0-for-32 streak with a home run in the fourth inning June 28 against St. Louis off Joe Kelly...the hitless streak was the second longest career-opening hitless streak by a non-pitcher since 1973 (Chris Carter, OAK; 33 in 2010)...was optioned to Sacramento July 4 but returned July 25 when Jaso went on the DL with a concussion and spent the remainder of the season with the A's, batting .262 with three home runs and 14 RBI in 43 games, including 36 starts...started 16 of the A's 22 games at catcher from July 26 to Aug. 14 and tossed out 7-of-15 (46.7%) attempted base stealers...hit .309 over a 27-game stretch from Aug. 4 to Sept. 14...made his only start against a left-handed pitcher Aug. 12 at Toronto (J.A. Happ)...started all five games at catcher in the ALDS against Detroit and went 3-for-16 (.188) with seven strikeouts...one of the hits was a "walk-off" RBI single in the bottom of the ninth inning in Game 2, a 1-0 win...it was the eighth walk-off win in Athletics postseason history...according to the Elias Sports Bureau he is the first rookie with a game-ending RBI in the postseason since Jed Lowrie for Boston in Game 4 of the 2008 ALDS...it was the first walk-off RBI in Major League postseason history by a rookie catcher...was assigned to Sacramento after being acquired from Tampa Bay and batted .324 with 13 home runs and 58 RBI in 75 games with the River Cats...his 38 walks fueled a .398 on-base percentage...hit .338 with 12 of his 13 home runs against right-handed pitching compared to .277 against left-handers...batted .375 with runners in scoring position and two outs, .362 during the day and .355 in the seventh inning or later...was 4-for-8 (.500) with two home runs and 17 RBI with the bases loaded...tossed out 25-of-61 (41.0%) attempted base stealers...appeared exclusively at catcher on defense with 65 games...committed two errors for a .997 fielding percentage...hit safely in each of his first 13 games from April 7-21, which was his longest hitting streak of the season with the River Cats...went 29-for-56 (.518) with 16 runs, four home runs, 17 RBI and 10 multiple hit games during the streak...had a .911 slugging percentage and also walked six times for a .565 on-base percentage...reached base safely via hit or walk in each of his first 20 games (.429 batting average, .484 on-base percentage)...reached base safely in 31 consecutive home games from April 7 to July 12, which was the second longest streak in the Pacific Coast League in 2013...went 5-for-6 with four runs scored, a triple, two home runs and six RBI April 14 at Reno...hit his first of two grand slams in the game...batted .438 in April, which was the best mark in all of the minor leagues in the first month of the season...had his second of three two-homer games May 28 against Salt Lake...was batting .325 with nine home runs and 43 RBI in 59 games when he was recalled by Oakland June 25...was optioned back to Sacramento July 4 and hit .323 with four home runs and 15 RBI over his final 16 games with the River Cats...matched his season high in runs (4), hits (5), home runs (2) and RBI (6) and also hit his second grand slam July 19 at Salt Lake...was named PCL Player of the Week for the week of July 15 to 21 after going 11-for-18 (.611) with seven runs, two doubles, three home runs and 11 RBI in four games in the shortened week after the All-Star Break...returned to Oakland July 25 and spent the remainder of the season with the A's.

2012—Saw his first Major League action over three stints with the Rays and made the Opening Day roster...appeared in 18 games, including four starts (three at designated hitter, one at catcher)...also appeared in two games in left field...spent the remainder of the season with Triple-A Durham...went hitless in 25 at bats with the Rays, the longest hitless streak to start a major league career in franchise history...optioned to Durham April 20...joined the Rays again May 14 but was returned to Durham May 29...promoted again Sept. 5...threw out the only base runner who attempted to steal...on Sept. 20 vs. Boston, walked against Andrew Bailey to load the bases during a 6-run rally en route to a 7-4 walk-off

victory, capped by B.J. Upton's walk-off, 3-run homer... named the winner of the 2012 Al Lopez Award as the Rays most outstanding rookie in spring... hit .272 with nine home runs and 43 RBI in 94 games for Durham... split time between catcher (37 games), left field (23), first base (16), right field (12) and designated hitter (12)... batted .303 against right-handed pitchers... named Rays Minor League Hitter of the Month in June after hitting .364 with six doubles, five home runs, 19 RBI and 24 runs scored.

2011—Was named Rays Minor League Player of the Year... split the season between Double-A Montgomery and Triple-A Durham with a July 27 promotion... combined to bat .298 with 35 doubles, 17 home runs and 105 RBI... over 128 games, made appearances at catcher (50), left field (48), designated hitter (20), first base (13) and right field (2)... his 105 RBI led the Rays organization and ranked as the 11th-highest total in the minors... it was the fourth-highest total in Rays minor league history... finished sixth in the Rays system with a .298 average... opened the season with Montgomery and batted .301 with 13 home runs and 85 RBI in 97 games... was named Montgomery's MVP and a mid- and postseason All-Star in the Southern League... despite his call-up, ranked sixth in the SL in RBI and ninth in batting and slugging (.487)... hit .368 with runners in scoring position and .462 with RISP and two outs.

2010—Won the Florida State League batting crown with a .345 average at Single-A Charlotte... it was the third-highest average all-time by a Rays farmhand... also led the FSL with a .511 slugging percentage and .910 OPS, ranked second in on-base percentage (.399) and tied for sixth with 31 doubles... named a FSL midseason and postseason All-Star... played in only 25 games over the first two months of the season but forced his way into the everyday lineup after batting .371 during that span... was named the Erik Walker Community Champion Award winner after the season.

2009—Was batting .171 in 10 games with Single-A Charlotte when he was placed on the disabled list April 26 with a strained right shoulder... missed the remainder of the season.

2008—Spent the entire season at Single-A Columbus where he batted .291 with six home runs and 54 RBI in 113 games... averaged 9.33 plate appearances per strikeout, which was the third best mark in the South Atlantic League... played outfield (67 games), catcher (17) and first base (16).

2007—Made his professional debut with Hudson Valley of the New York-Penn League and batted .300 with four home runs and 48 RBI in 70 games... ranked fifth in the NYPL in RBI... went 5-for-5 Aug. 7 against Batavia.

PERSONAL/MISCELLANEOUS

Stephen Guy Vogt was originally signed by Rays Scout Jake Wilson... is married, Alyssa... has a daughter, Payton, and a son, Clark... he and his wife are active supporters of the School of Imagination in Dublin, Calif., which works with autistic and special-needs children... his wife coached basketball for the Evergreen State College Geoducks before having Payton... was a First Team NAIA All-American (twice) and GSAC Player of the Year at Azusa Pacific University (Calif.)... hit .476 in his senior year and finished his college career with a .448 career mark... while sidelined with a shoulder injury at Single-A Charlotte in 2009, he served as a fill-in umpire during a doubleheader for the Stone Crabs at Charlotte Sports Park... the home plate umpire was forced from the game after being hit in the arm by a fastball, and he volunteered to be the base umpire and the two managers agreed... between his generation and his dad's, there are six Vogts who have played college baseball... he played against his brother, Danny, who was a senior at Westmont College when Stephen was a freshman at Azusa Pacific... their father, Randy, played at Fresno State... his two uncles played at UC Davis... his cousin played at Cal State-Stanislaus.

LIFETIME PLAYING RECORD

Year	Club	AVG.	G	AB	R	H	2B	3B	HR	RBI	SH	SF	HP	BB	SO	SB	CS	SLG	OBP	E
2007	Hudson Valley	.300	70	240	40	72	8	0	4	48	1	7	0	31	31	6	1	.383	.371	1
2008	Columbus	.291	113	392	57	114	22	3	6	54	2	4	3	47	48	6	1	.408	.368	3
2009	Charlotte	.171	10	35	0	6	2	0	0	3	0	0	0	2	4	0	1	.229	.216	0
2010	Charlotte	.345	106	368	56	127	31	3	8	47	3	6	6	31	46	3	1	.511	.399	7
2011	Montgomery	.301	97	386	52	116	21	6	13	85	0	10	1	30	51	4	2	.487	.344	1
	Durham	.290	31	124	15	36	14	1	4	20	0	3	0	4	29	0	0	.516	.305	1
2012	TAMPA BAY	.000	18	25	0	0	0	0	0	0	0	0	0	2	2	0	0	.000	.074	0
	Durham	.272	94	349	48	95	18	4	9	43	2	2	1	42	61	1	0	.424	.350	1
2013	Sacramento	.324	75	296	55	96	21	3	13	58	1	3	0	38	45	0	1	.547	.398	2
	OAKLAND	.252	47	135	18	34	6	1	4	16	2	2	0	9	28	0	1	.400	.295	1
2014	Sacramento	.364	21	88	18	32	8	2	3	19	0	1	0	8	8	1	0	.602	.412	2
	OAKLAND	.279	84	269	26	75	10	2	9	35	0	1	1	16	39	1	0	.431	.321	2
2015	OAKLAND	.261	136	445	58	116	21	3	18	71	0	8	2	56	97	0	2	.443	.341	5
ML Totals		.257	285	874	102	225	37	6	31	122	2	11	3	83	166	1	3	.420	.320	8

CAREER TRANSACTIONS

2007 — Selected by the Tampa Bay Rays organization in the 12th round of the First-Year Player Draft. **2013** — Traded to the Oakland Athletics for cash considerations, April 5.

WILD CARD RECORD

Year	Club/Opp.	AVG.	G	AB	R	H	2B	3B	HR	RBI	SH	SF	HP	BB	SO	SB	CS	SLG	OBP	E
2014	OAK vs. KC	.000	1	3	0	0	0	0	0	0	0	0	0	1	1	0	0	.000	.250	0

DIVISION SERIES RECORD

Year	Club/Opp.	AVG.	G	AB	R	H	2B	3B	HR	RBI	SH	SF	HP	BB	SO	SB	CS	SLG	OBP	E
2013	OAK vs. DET	.188	5	16	2	3	0	1	0	1	0	0	0	1	7	0	0	.313	.235	0

ALL-STAR GAME RECORD

Year	Club/Site	AVG.	G	AB	R	H	2B	3B	HR	RBI	SH	SF	HP	BB	SO	SB	CS	SLG	OBP	E
2015	A.L./Cin.	.000	1	1	0	0	0	0	0	0	0	0	0	0	1	0	0	.000	.000	0

VS. THE AMERICAN LEAGUE

2015		CAREER								
AVG.	AB	H	HR	RBI	vs. TEAM	AVG.	AB	H	HR	RBI
.250	20	5	1	3	Baltimore	.261	46	12	1	5
.118	17	2	1	4	Boston	.182	33	6	2	7
.167	6	1	0	0	Chicago	.143	7	1	0	0
.167	18	3	1	2	Cleveland	.182	22	4	1	2
.286	21	6	0	1	Detroit	.313	48	15	0	1
.154	39	6	1	2	Houston	.176	85	15	2	7
.350	20	7	2	3	Kansas City	.279	43	12	2	4
.308	52	16	2	12	Los Angeles	.252	115	29	5	22
.238	21	5	1	6	Minnesota	.298	47	14	4	15
.259	27	7	1	6	New York	.297	37	11	1	7
—	0	0	0	0	Oakland	—	0	0	0	0
.283	60	17	1	4	Seattle	.258	89	23	2	5
.300	20	6	1	3	Tampa Bay	.242	33	8	2	4
.366	41	15	3	11	Texas	.337	83	28	3	16
.250	20	5	0	1	Toronto	.298	57	17	0	4

VS. THE NATIONAL LEAGUE

2015		CAREER								
AVG.	AB	H	HR	RBI	vs. TEAM	AVG.	AB	H	HR	RBI
.462	13	6	2	4	Arizona	.462	13	6	2	4
—	0	0	0	0	Atlanta	.125	8	1	1	2
—	0	0	0	0	Chicago	—	0	0	0	0
—	0	0	0	0	Cincinnati	.200	10	2	0	2
.182	11	2	0	0	Colorado	.182	11	2	0	0
.000	4	0	0	1	Los Angeles	.000	4	0	0	1
—	0	0	0	0	Miami	.250	8	2	0	1
—	0	0	0	0	Milwaukee	—	0	0	0	0
—	0	0	0	0	New York	.250	12	3	0	0
—	0	0	0	0	Philadelphia	.000	10	0	0	0
—	0	0	0	0	Pittsburgh	—	0	0	0	0
—	0	0	0	0	St. Louis	.286	7	2	1	1
.357	14	5	1	7	San Diego	.357	14	5	1	7
.095	21	2	0	1	San Francisco	.219	32	7	1	5
—	0	0	0	0	Washington	—	0	0	0	0

MONTHLY BREAKDOWN

2015		CAREER								
AVG.	AB	H	HR	RBI	by MONTH	AVG.	AB	H	HR	RBI
.348	66	23	4	15	April	.291	79	23	4	15
.301	83	25	7	23	May	.287	87	25	7	23
.264	91	24	2	15	June	.287	171	49	5	29
.163	80	13	1	5	July	.260	181	47	5	20
.276	76	21	4	9	August	.249	217	54	8	21
.200	40	8	0	3	September	.197	127	25	2	13
.222	9	2	0	1	October	.167	12	2	0	1

BATTING BREAKDOWN

2015		CAREER								
AVG.	AB	H	HR	RBI	by CATEGORY	AVG.	AB	H	HR	RBI
.263	232	61	5	28	Home	.242	459	111	12	55
.258	213	55	13	43	Away	.275	415	114	19	67
.253	154	39	6	19	Day	.234	334	78	8	34
.265	291	77	12	52	Night	.272	540	147	23	88
.287	279	80	14	56	Pre-ASG	.289	418	121	19	75
.217	166	36	4	15	Post-ASG	.228	456	104	12	47
.239	109	26	1	9	vs. LHP	.226	168	38	3	26
.268	336	90	17	52	vs. RHP	.265	706	187	28	96
.316	114	36	9	59	RISP	.281	235	66	10	90
.250	12	3	2	14	Bases Loaded	.300	20	6	2	21
.200	15	3	0	1	Pinch Hitter	.128	39	5	0	3
.227	22	5	0	1	Designated Hitter	.186	59	11	1	4

BALLPARK BREAKDOWN

	AVG.	AB	H	HR	RBI
Angel Stadium	.207	58	12	2	11
AT&T Park	.250	16	4	1	4
Camden Yards	.250	24	6	1	3
Chase Field	.462	13	6	2	4
Citi Field	.000	3	0	0	0
Comerica Park	.270	37	10	0	1
Dodger Stadium	.000	4	0	0	0
Fenway Park	.000	14	0	0	0
Globe Life Arlington	.381	42	16	2	9
Great American Ball Park	.500	4	2	0	1
Kauffman Stadium	.500	20	10	2	4
Marlins Park	.250	8	2	0	1
Minute Maid Park	.128	39	5	1	2
O.co Coliseum	.249	445	111	12	55
PETCO Park	.500	6	3	1	5
Progressive Field	.429	7	3	1	2
Rogers Centre	.333	21	7	0	2
Safeco Field	.267	45	12	2	3
Target Field	.350	20	7	2	8
Tropicana Field	.125	24	3	1	3
Turner Field	.200	5	1	1	2
U.S. Cellular Field	.000	1	0	0	0
Yankee Stadium	.278	18	5	0	2

FIELDING STATISTICS

Catcher									
YEAR	PCT.	G	PO	A	E	TC	DP	PB	
2012	1.000	7	19	2	0	21	0	0	
2013	.997	44	299	14	1	314	2	6	
2014	1.000	15	71	4	0	75	0	1	
2015	.996	100	658	41	3	702	4	9	
Totals	.996	166	1047	61	4	1112	6	16	

First Base

YEAR	PCT.	G	PO	A	E	TC	DP
2014	.995	47	341	21	2	364	28
2015	.990	25	182	14	2	198	18
Totals	.993	72	523	35	4	562	46

Outfield

YEAR	PCT.	G	PO	A	E	TC	DP
2012	1.000	2	1	0	0	1	0
2014	1.000	18	21	0	0	21	0
Totals	1.000	20	22	0	0	22	0

VOGT'S CAREER BESTS

Hits: 3 (16 times), last: August 30, 2015 at Arizona
Home Runs: 2 (twice), May 3, 2015 at Texas, April 17, 2015 at Kansas City

Runs Batted In: 5 (twice), June 15, 2015 at San Diego, May 4, 2015 at Minnesota

Stolen Bases: 1, June 30, 2014 at Detroit

Hitting Streak: 12, June 30 to July 12, 2014

Hitless Streak (At Bats): 32, April 26, 2012 to June 28, 2013

Game Ending RBI: 1, July 18, 2015 vs. Minnesota (single). Note: Had game ending single in Game 2 of 2013 ALDS vs. Detroit

Grand Slams: 2, June 15, 2015 at San Diego (Cory Mazzoni), May 4, 2015 at Minnesota (Phil Hughes)

Pinch-Hit Home Runs: None

Inside-The-Park Home Runs: None

Lead Off Home Runs: None

**RIGHT-HANDED PITCHER****Height/Weight:** 6-0 / 220**Bats/Throws:** Right / Right**Birthdate:** March 24, 1993**Opening Day Age:** 23**Birthplace/Resides:** Guyton, Georgia / Guyton, Georgia**Major League Service:** None**Obtained:** Acquired from the Chicago White Sox with Zack Erwin for Brett Lawrie, December 9, 2015**Contract Status:** First year of a one-year contract through 2016**CAREER HIGHLIGHTS**

Is 17-14 with 19 saves and a 4.10 ERA in 115 games, including 27 starts, in four professional seasons... pitched exclusively in relief in each of his first two seasons, made all 27 of his starts in 2014 with Single-A Winston-Salem, and returned to the bullpen in 2015...was originally drafted by Boston in the 13th round of the 2012 First-Year Player Draft and was traded to Chicago July 30, 2013 as part of the Jake Peavy trade...was dealt to Oakland following the 2015 season as part of the Brett Lawrie trade.

2015 HIGHLIGHTS

Began the season at Double-A Birmingham and was 6-2 with five saves and a 2.72 ERA in 27 games when he was promoted to Triple-A Charlotte July 25...had no decisions and a 4.50 ERA in 12 games with the Knights and combined for a 3.20 ERA in a career-high 39 appearances overall...struck out 69 batters in 59.0 innings (10.53 per nine innings) and walked just 16 for a strikeout-to-walk ratio of 4.31...allowed a .221 opponents batting average, including .213 (20-for-94) against left-handed hitters compared to .227 (30-for-132) against right-handers...yielded a .105 average with runners in scoring position with Birmingham but had a .316 mark at Charlotte for a .175 average overall...allowed 2-of-14 (14.3%) inherited runners to score...converted 5-of-7 (71.4%) save opportunities, all with the Barons...surrendered just one run in 10 day games (16.0 ip, 0.56 ERA)...tossed at least one inning in 37 of his 39 appearances, including two or more 15 times.

MINORS: Allowed an inherited runner to score in his second game of the season on April 12 against Mobile...then stranded each of his 11 inherited runners over his next 36 games before allowing 1-of-2 to score in his final game of the season on Sept. 7 at Gwinnett...did not allow a run in his first three games (5.2 ip)...then allowed at least one run in each of his next four contests and logged a 4.97 ERA over an eight-game stretch from April 21 to May 15...tossed a season-high 3.0 scoreless innings and retired all nine batters he faced May 21 at Biloxi...walked a season-high three batters June 11 against Chattanooga and issued two more free passes in his next outing on June 14 against the Lookouts...those were his only two outings with more than one walk...compiled a 0.90 ERA in eight games in June...did not allow a run in nine of his last 10 games with the Barons...had a 1.88 ERA over that stretch as he allowed three runs in 1.0 inning July 8 against Tennessee...recorded the save in each of his final two outings with Birmingham on July 12 at Jackson and July 16 against Pensacola...tossed 2.0 scoreless innings in each appearance and retired all 12 batters he faced over that stretch...struck out a season-high five batters in his outing on the 12th...was transferred to Charlotte July 25 and yielded 10 runs over his first seven appearances for a 7.27 ERA...including a season-high four runs on a season-high tying four hits in one inning of work at Columbus Aug. 17...only one of those runs were earned...did not allow a run in four of his last five appearances (1.23 ERA)...played in the Arizona Fall League following the season and was 0-1 with a 30.47 ERA in four relief appearances for Glendale.

CAREER

2014—Spent the entire season in the starting rotation at Single-A Winston-Salem and went 7-10 with a 5.25 ERA in 27 starts...those are the only starts of his career...ranked third in the Carolina League in strikeouts (129) and games started and fourth in innings pitched (145.2)...led the league in hits (181), runs (105), earned runs (85) and home runs (15)...the runs tied for fifth most in all of minor league baseball...issued just 33 walks and his average of 2.04 walks per nine innings was third lowest among CL starting pitchers...was 5-6 with a 3.76 ERA in 14 starts before the All-Star Break...then went 2-4 with a 7.02 ERA in 13 starts after the break...allowed a .304 opponents batting average, including .275 against

right-handed hitters compared to .349 against left-handers...tied for the lead among CL pitchers with 12 putouts...walked two batters or fewer in 25 of his 27 starts...had a three-game winning streak from April 9 to 27...logged a 3.86 ERA over that four-start stretch...struck out 10 batters in 6.0 innings May 9 at Frederick, his first of two games with 10 or more strikeouts...issued just one free pass in that game, giving him four walks over his first seven starts and 40.1 innings...tossed a seven-inning complete game June 10 against Wilmington, a three-hitter in an 8-2 Dash win...walked one and struck out three...was 5-7 with a 5.02 ERA in 18 starts when he was placed on the disabled list July 9 with a strained muscle in his back...was reinstated July 19 and went 2-3 with a 5.74 ERA in nine starts following his return...struck out a season-high 13 batters and tossed 7.0 scoreless innings to defeat Frederick July 30...was named Carolina League Pitcher of the Week on Aug. 4 for his efforts.

2013—Began the season at Single-A Greenville in the Boston Red Sox organization and was 2-0 with 10 saves and a 2.77 ERA in 27 appearances when he was dealt to the Chicago White Sox organization July 30 as part of the Jake Peavy trade...went 0-1 with two saves and a 9.64 ERA in three games with Single-A Kannapolis and 0-1 with a 4.82 ERA in six games with Single-A Winston-Salem...combined for a 2-2 record, 12 saves and a 3.42 ERA in 36 appearances overall, all in relief...allowed a .257 opponents batting average, including .244 against left-handed hitters compared to .266 with all five of his home runs against right-handers...all five of his home runs were solo shots...converted 12-of-13 (92.3%) save opportunities, including all 11 at Greenville...allowed 7-of-9 (77.8%) inherited runners to score, including all six at Greenville...tossed at least one inning in 34 of his 36 appearances, including 3.0 or more 13 times...struck out a season-high seven batters in 4.0 innings, May 24 at Charleston...recorded seven of his 10 saves over a 10-game stretch from May 24 to July 9 (1.35 ERA)...had a 1.80 ERA in six games in June and a 1.80 ERA in seven games in July...was assigned to Kannapolis following the July 30 trade and stuck out a season-high tying seven batters in 3.0 innings in his second outing Aug. 5 at Greenville...was promoted to Winston-Salem Aug. 11 and struck out 16 batters in 9.1 innings in six appearances with the Dash.

2012—Made his professional debut with the Red Sox affiliate in the Gulf Coast League and went 2-0 with two saves and a 1.27 ERA in 13 relief appearances...struck out 28 and walked just three in 21.1 innings for a strikeout-to-walk ratio of 9.33...did not surrender a home run...allowed a .147 opponents batting average, including .080 against left-handed hitters and .180 against right-handers...tossed 2.0 scoreless innings July 13 against the Orioles for his first win...added 2.0 scoreless frames in his next outing July 16 against the Rays for his first save...made one postseason appearance and did not allow a run in 1.2 innings (2 h, 1 bb, 1 so).

PERSONAL/MISCELLANEOUS

Jeffrey Benjamin Wendelken...attended Middle Georgia State College...was named the 2012 GCAA Player of the Year.

LIFETIME PITCHING RECORD

Year	Club	W	L	ERA	G	GS	CG	SHO	SV	IP	H	R	ER	HR	HB	BB	IBB	SO	WP	BK
2012	GCL Red Sox	2	0	1.27	13	0	0	0	2	21.1	11	3	3	0	0	3	0	28	0	1
2013	Greenville	2	0	2.77	27	0	0	0	10	65.0	59	20	20	4	3	20	0	54	6	2
	Kannapolis	0	1	9.64	3	0	0	0	2	4.2	8	5	5	0	0	1	0	8	1	0
	Winston-Salem	0	1	4.82	6	0	0	0	0	9.1	12	6	5	1	0	7	0	16	3	0
2014	Winston-Salem	7	10	5.25	27	27	1	0	0	145.2	181	105	85	15	5	33	0	129	4	0
2015	Birmingham	6	2	2.72	27	0	0	0	5	43.0	36	14	13	4	0	11	0	56	0	0
	Charlotte	0	0	4.50	12	0	0	0	0	16.0	14	11	8	2	0	5	0	13	0	0
Minor League Totals		17	14	4.10	115	27	1	0	19	305.0	321	164	139	26	8	80	0	304	14	3

CAREER TRANSACTIONS

2012 — Selected by the Boston Red Sox organization in the 13th round of the First-Year Player Draft. **2013** — Traded to the Chicago White Sox with outfielder Avisail Garcia, minor league pitcher Francelis Montas and minor league infielder Cleuluis Rondon for pitcher Jake Peavy, July 30. **2015** — Traded to the Oakland Athletics with minor league pitcher Zack Erwin for infielder Brett Lawrie, December 9.

**INFIELDER****Height/Weight:** 6-1 / 189**Bats/Throws:** Left / Right**Birthdate:** April 26, 1990**Opening Day Age:** 25**Birthplace/Resides:** Wilmington, Delaware / New London, Pennsylvania**Major League Service:** None**Obtained:** Acquired from Cleveland for Brandon Moss, December 8, 2014**Contract Status:** First year of a one-year contract through 2016**CAREER HIGHLIGHTS**

Was originally drafted by the Cleveland Indians in the sixth round of the 2012 First-Year Player Draft and batted .292 with 28 home runs and 155 RBI in 261 games in three seasons in the Indians farm system...was traded to the A's for Brandon Moss following the 2014 season and was named to the Pacific Coast League Postseason All-Star Team at second base after batting .289 with 42 doubles, eight triples and 10 home runs in 137 games with Triple-A Nashville...led the PCL and ranked fourth in all of minor league baseball with 167 hits...is a .291 hitter with 38 home runs and 212 RBI in 398 games in four professional seasons...was named to the Carolina League Postseason All-Star team in 2013 and was also selected as the Indians Lou Boudreau Award winner, which is symbolic of the top position player in the Indians system...played in the Arizona Fall League in 2013.

2015 HIGHLIGHTS

Was named to the Pacific Coast League Postseason All-Star Team at second base after batting .289 with 42 doubles, eight triples, 10 home runs and 57 RBI in 137 games with Triple-A Nashville...led the PCL and ranked fourth in all of minor league baseball with 167 hits...tied for second in the PCL and tied for seventh in the minors in doubles...also led the PCL in at bats (577), ranked second in games, third in extra base hits (60) and total bases (255), fifth in triples and tied for seventh in runs (80)...had minor league career highs in games, at bats, runs, hits, doubles, triples, stolen bases (12) and strikeouts (114)...led the A's farm system in hits, doubles, extra base hits and total bases, tied for the lead in triples, ranked fifth in runs and was seventh in batting and slugging (.442)...was batting .257 in 86 games at the All-Star Break...then hit .341 in 51 contests after the break...batted .293 (110-for-376) with eight of his 10 home runs against right-handed pitching compared to .284 (57-for-201) against left-handers...hit .302 with seven of his 10 home runs at home compared to .277 on the road...had a .284 batting average or better in every month except May (.230)...batted .347 in the first inning...went 0-for-13 with four RBI with the bases loaded...appeared exclusively at second base on defense and led PCL second baseman in games (136), total chances (700), putouts (297), assists (387), errors (16) and double plays (90)...had a .977 fielding percentage...also went 1-for-3 (.333) with a double in one game at designated hitter...saw most of his action batting second in the order (127 games)...also hit sixth six times and had one game each hitting first, third and seventh...had 47 multiple hit games.

NASHVILLE: Went 9-for-20 (.450) with two home runs, eight RBI and three multiple hit games in the season-opening four-game series at Colorado Springs...that included his lone two-homer game and a season-high four RBI on April 12...also had his first of two games with three runs scored on the 12th (also Aug. 14 at Iowa)...had three home runs and 17 RBI in April, both of which were his best single month totals of 2015...had a season-long 11-game hitting streak from April 27 to May 8 (15-for-47, .319) to lift his batting average to .294...had 21 RBI in 26 games through May 8 but then went 10-for-61 (.164) with one RBI over his next 14 games through May 25 to fall to a season-low .247...had his first of four two-double games June 5 against Salt Lake City...had a 25-game errorless streak from June 23 to July 20...went 4-for-5 with two doubles June 24 at Memphis...had his second four-hit game of the season, including two doubles, July 20 at Colorado Springs...finished July with a .304 batting average in 27 games...then hit .328 with 11 doubles in 29 games in August...matched his season-high with four hits and stole a season-high two bases Aug. 6 against Memphis...had a 10-game hitting streak from Aug. 16 to 26 (17-for-44, .386), went 0-for-4 on Aug. 27 at Tacoma, and then hit safely in each of his final 11 games (16-for-45, .356)...batted .355 with 10 doubles, a triple and four home runs over that season-

ending 22-game stretch...equaled his season high with two stolen bases Aug. 31 against Round Rock and stole six of his 12 bases in the month of August.

CAREER

2014—Batted .253 with eight home runs and 50 RBI in 87 games with Double-A Akron in a season shortened due to a stint on the disabled list with a broken hamate bone...went 10-for-22 (.455) on a six-game rehab assignment with the Indians affiliate in the Arizona Rookie League and combined for a .265 batting average, eight home runs and 54 RBI in 93 games overall...hit .282 against left-handed pitching compared to .257 against right-handers...slugged all eight of his home runs against righties...six of his home runs came on the road and five came with runners on base...went 10-for-51 (.196) with runners in scoring position and two outs but was 5-for-14 (.357) with a grand slam and 16 RBI with the bases loaded...appeared exclusively at second base on defense (85 games), where he committed eight errors for a .983 fielding percentage...while at Akron, he had 280 assists and 73 double plays, both of which led Eastern League second basemen...also went 6-for-24 (.250) in seven games as the designated hitter and was 0-for-2 as a pinch hitter...hit in every spot in the order except first and ninth...saw his most action with 45 games batting third, where he hit just .190...hit .308 with a pair of three-hit games over his first seven games...had a 34-game errorless streak from April 17 to May 28...hit .277 with 20 RBI in 28 games in May...had a season-high 10-game hitting streak from May 4 to 14...went 17-for-40 (.425) with eight runs scored, eight doubles, one triple, two home runs and 11 RBI during the hitting streak...grounded into his fourth and final double play of the season May 4 at Altoona...finished the season with a 64-game, 254-at bat streak without a GIDP...hit a grand slam and collected a season-high four RBI May 5 at Erie...batted .306 over his final 49 games beginning May 23...matched his season high with four RBI May 26 against Reading...collected a season-high four hits June 17 at Reading...homered in back-to-back games June 21 and 22 at Harrisburg...compiled his best batting average in June when he hit .300 with three home runs and 19 RBI in 23 games...was batting .259 with eight home runs and 45 RBI in 76 games when he was placed on the disabled list June 28 with a fractured right hamate bone...was assigned to the Indians affiliate in the Arizona Rookie League Aug. 5 and hit .455 with four multiple hit games on a six-game rehab assignment before he was reinstated from the DL Aug. 18...went 8-for-39 (.205) over his final 11 games with Akron...then hit .400 (4-for-10) with three walks and two RBI in four postseason games for the RubberDucks.

2013—Spent the entire season with Single-A Carolina where he hit .295 with 32 doubles, five triples, 64 RBI and an .885 OPS...hit 16 home runs which was just one shy of tops in the Indians Minor League system...his .295 average was third best in the organization...was named to the Carolina League Post-season All-Star team after ranking among the league leaders in slugging percentage (2nd, .513), extra-base hits (2nd, 53), total bases (4th, 212), home runs (t-4th) and batting...named the Lou Boudreau Award winner, which is symbolic of the top position player in the Indians system...batted .444 during the day, .320 against right-handed pitching, .311 with runners in scoring position and .310 on the road...appeared in 101 games at second base and led league second basemen in putouts (208)...suffered a fractured orbital April 20 that sidelined him until May 21...was hitting .426 with a .508 on-base percentage at the time of the injury...had his lone two-homer game of the season July 8 at Lynchburg...batted .311 with seven extra-base hits, 12 RBI and an .863 OPS in 16 games for Surprise in the Arizona Fall League after the season...was a MILB.com organizational all-star selection

2012—Spent his first professional season at Mahoning Valley where he hit .327 with four home runs and 37 RBI in 61 games...ranked third in the New York-Penn League in batting and slugging percentage (.469) and fifth in total bases (115) and plate appearances per strikeout (10.68)...was named to NYPL All-Star team...batted .347 against left-handed pitching, .318 against right-handers...had a .353 average with runners in scoring position...appeared in 32 games at second base and 21 at third base.

PERSONAL/MISCELLANEOUS

Joseph Patrick Wendle...was a four-year starter at second base for the West Chester University Golden Rams after graduating from Avon Grove (PA) High School in 2008...ranked among the top 10 prospects in Division II by *Baseball America* entering senior year...graduated as one of only two players in WCU history with more than 250 career hits and 400 career total bases...was a three-time first team all-conference selection and a three-time first team All-America (ABCA, NCBWA, Daktronics) choice as well...received his bachelor's degree in Pre-Physical Therapy and was named first team Capital One/COSIDA Academic All-America in 2012 in addition to winning Philadelphia Inquirer Academic All-Area

performer of the year, a ABCA Gold Glove Award and Division II player of the year...during his senior year he won the league (PSAC) triple crown, hitting .399 with 12 home runs and 59 RBI in 56 games

LIFETIME PLAYING RECORD

Year	Club	AVG.	G	AB	R	H	2B	3B	HR	RBI	SH	SF	HP	BB	SO	SB	CS	SLG	OBP	E
2012	Mahoning Valley	.327	61	245	32	80	15	4	4	37	0	2	5	15	25	4	1	.469	.375	12
2013	Carolina	.295	107	413	73	122	32	5	16	64	1	6	10	44	79	10	2	.513	.372	13
2014	Akron	.253	87	336	46	85	20	5	8	50	0	4	4	26	56	4	2	.414	.311	7
	AZL Indians	.455	6	22	8	10	1	1	0	4	0	0	0	4	4	1	1	.591	.538	1
2015	Nashville	.289	137	577	80	167	42	8	10	57	5	5	9	22	114	12	2	.442	.323	16
Minor League Totals		.291	398	1593	239	464	110	23	38	212	6	17	28	111	278	31	8	.461	.345	49

CAREER TRANSACTIONS

2012 — Selected by the Cleveland Indians organization in the 6th round of the First-Year Player Draft. **2014** — Traded to the Oakland Athletics for first baseman Brandon Moss, December 8.

HOW THE A'S WERE BUILT

June 7, 2007	Sean Doolittle selected as a compensation pick following the 1st round of the First-Year Player Draft
July 31, 2009	Tyler Ladendorf acquired from Minnesota for Orlando Cabrera and cash
Dec. 23, 2009	Coco Crisp signed as a free agent
Jan. 16, 2010	Eric Sogard acquired from San Diego with Kevin Kouzmanoff for Scott Hairston and Aaron Cunningham
July 2, 2010	Renato Núñez signed as a non-drafted free agent
June 6, 2011	Sonny Gray selected in the 1st round of the First-Year Player Draft
Dec. 9, 2011	Jarrod Parker acquired from Arizona with Ryan Cook and Collin Cowgill for Trevor Cahill, Craig Breslow and cash considerations
Dec. 28, 2011	Josh Reddick and Raul Alcantara acquired from Boston with Miles Head for Andrew Bailey and Ryan Sweeney
June 5, 2012	Max Muncy selected in the 5th round of the First-Year Player Draft
June 6, 2012	Ryan Dull selected in the 32nd round of the First-Year Player Draft
Feb. 4, 2013	Fernando Rodriguez acquired from Houston with Jed Lowrie for Chris Carter, Brad Peacock and Max Stassi
April 5, 2013	Stephen Vogt acquired from Tampa Bay for cash considerations
Dec. 11, 2014	Billy Burns acquired from Washington for Jerry Blevins
July 31, 2014	Sam Fuld acquired from Minnesota for Tommy Milone
Nov. 19, 2014	Billy Butler signed as a free agent
Nov. 28, 2014	Kendall Graveman and Sean Nolin acquired from Toronto with Franklin Barreto and Brett Lawrie for Josh Donaldson
Dec. 8, 2014	Joey Wendle acquired from Cleveland for Brandon Moss
Dec. 9, 2014	Chris Bassitt, Josh Phegley, Rangel Ravelo and Marcus Semien acquired from Chicago (AL) for Jeff Samardzija and Michael Ynoa
Dec. 11, 2014	Mark Canha acquired from Colorado for Austin House and cash considerations
Dec. 18, 2014	R.J. Alvarez and Jesse Hahn acquired from San Diego for Derek Norris, Seth Streich and international bonus slot 117
June 21, 2015	Jake Smolinski claimed off waivers from Texas
July 28, 2015	Aaron Brooks acquired from Kansas City with Sean Manaea for Ben Zobrist and cash
July 31, 2015	Felix Doubront acquired from Toronto for cash
Aug. 3, 2015	Danny Valencia claimed off waivers from Toronto
Nov. 6, 2015	Andrew Lambo claimed off waivers from Pittsburgh
Nov. 20, 2015	Rich Hill signed as a free agent; Liam Hendriks acquired from Toronto for Jesse Chavez
Nov. 25, 2015	Jed Lowrie acquired from Houston for Brendan McCurry
Dec. 2, 2015	Yonder Alonso and Marc Rzepczynski acquired from San Diego for Drew Pomeranz, Jose Torres and Jabari Blash
Dec. 9, 2015	J.B. Wendelken acquired with Zack Erwin from Chicago (AL) for Brett Lawrie
Dec. 11, 2015	John Axford and Ryan Madson signed as a free agent
Dec. 28, 2015	Henderson Alvarez signed as a free agent

ROSTER

MANAGER: 6 Bob Melvin. COACHES: 14 Mike Aldrete, 51 Darren Bush, 65 Scott Emerson, 59 Marcus Jensen, 7 Mark Kotsay, 38 Ron Washington, 41 Curt Young. BULLPEN CATCHER: 88 Phil Pohl. ATHLETIC TRAINERS: Nick Papareta, Walt Horn, Brian Schulman. TRAVELING SECRETARY: Mickey Morabito. EQUIPMENT MANAGER: Steve Mutch. VIDEO COORDINATOR: Adam Rhoden. MESSAGE THERAPIST: Ozzie Lyles. STRENGTH & CONDITIONING: Mike Henriques.

NO	PITCHERS (20)	B	T	HT	WT	BORN	BIRTHPLACE	RESIDENCE	2015 CLUBS	W	L	ERA	G	GS	CG	SHO	SV	IP	H	R	ER	BB	SO	ML SERVICE
70	Raul Alcantara	R	R	6-4	221	12-4-92	Barahona, D.R.	Barahona, D.R.	Stockton	0	2	3.88	15	15	0	0	0	482	54	21	21	8	29	None
37	Henderson Alvarez	R	R	6-0	203	4-18-90	Valencia, Venezuela	Miami, FL	Miami	0	4	6.45	4	4	0	0	0	22.1	28	18	16	7	9	4 years, 51 days
30	R.J. Alvarez	R	R	6-2	225	6-8-91	West Palm Beach, FL	Royal Palm Beach, FL	Jupiter	0	1	1.59	3	3	0	0	0	11.1	11	4	2	2	8	23
61	John Avford	R	R	6-5	220	4-1-83	Simcoe, ON	Simcoe, ON	OAKLAND	3	3	4.11	31	0	0	0	5	350	36	19	16	17	41	23
40	Chris Bassitt	R	R	6-5	218	2-22-89	Toledo, OH	Nashville, TN	COLORADO	4	5	4.20	60	0	0	0	25	55.2	56	27	26	32	62	5 years, 170 days
36	Aaron Brooks	R	R	6-4	225	4-27-90	Montclair, CA	San Bernardino, CA	Nashville	2	7	3.65	13	10	1	0	0	69.0	59	30	28	19	70	127 days
62	Sean Doolittle	L	L	6-2	210	9-26-86	Rapid City, SD	Scottsdale, AZ	OAKLAND	1	8	3.56	18	13	0	0	0	86.0	78	36	34	30	64	70 days
53	Felix Doubront	L	L	6-2	240	10-23-87	Carabobo, Venezuela	Davie, FL	Omaha	6	5	3.71	18	17	1	0	0	106.2	118	46	44	21	92	4 years, 41 days
66	Ryan Dull	R	R	5-9	175	10-2-89	Winston-Salem, NC	Winston-Salem, NC	KANSAS CITY	0	1	12.00	3	0	0	0	0	3.0	5	4	4	0	2	3 years, 122 days
49	Kendall Graveman	R	R	6-2	202	12-21-90	Alexander City, AL	Alexander City, AL	OAKLAND	3	4	6.71	11	9	0	0	0	51.0	67	38	38	14	35	0
54	Sonny Gray	R	R	5-10	190	11-7-89	Nashville, TN	Nashville, TN	Nashville	0	0	3.00	6	0	0	0	0	6.0	3	2	2	0	13	15
32	Jesse Hahn	R	R	6-4	215	7-30-89	Norwich, CT	Groton, CT	OAKLAND	1	0	3.95	12	0	0	0	4	13.2	12	6	6	5	15	43
31	Liam Hendriks	R	R	6-0	198	2-10-89	Perth, Australia	Marrimon, Australia	Buffalo	1	3	2.44	9	9	0	0	0	48.0	36	15	13	18	43	4 years, 41 days
18	Rich Hill	L	L	6-5	220	3-11-80	Boston, MA	South Boston, MA	TORONTO	1	1	4.76	5	4	0	0	0	22.2	32	15	12	13	35	0
44	Ryan Madson	R	R	6-6	225	8-28-80	Long Beach, CA	Sicklerville, NJ	OAKLAND	2	2	5.81	11	8	0	0	0	12.450	29	3	13	52	34	34 days
47	Sean Nolin	L	L	6-3	235	12-26-89	Seaford, NY	Seaford, NY	OAKLAND	1	2	4.24	13	0	0	0	0	16.0	10	2	2	3	21	0
11	Jarrod Parker	R	R	6-1	195	11-24-88	Fort Wayne, IN	Fort Wayne, IN	Nashville	0	1	1.13	12	0	0	0	0	16.0	10	2	2	3	21	0
33	Fernando Rodriguez	R	R	6-3	232	6-18-84	El Paso, TX	El Paso, TX	OAKLAND	1	2	4.05	21	21	1	0	0	115.2	126	57	52	38	77	1 year, 14 days
									Nashville	14	7	2.73	31	3	2	0	0	24.1	20	9	5	9	14	0
									OAKLAND	6	6	3.35	16	16	1	1	0	96.2	88	46	36	25	64	2 years, 61 days
									TORONTO	5	0	2.92	58	0	0	0	0	64.2	59	23	7	21	11	1 year, 86 days
									Syracuse	2	2	2.91	25	0	0	0	0	21.2	12	9	7	21	31	2 years, 38 days
									Pawucket	3	2	2.78	5	5	0	0	0	32.1	27	11	10	9	29	6 years, 127 days
									BOSTON	2	1	1.55	4	4	1	1	0	29.0	14	5	5	5	36	0
									KANSAS CITY	1	2	2.13	68	0	0	0	3	63.1	47	17	15	14	38	10 years, 155 days
									Nashville	3	2	2.66	14	12	0	0	0	47.1	40	15	14	19	38	100 days
									OAKLAND	1	2	5.28	6	6	0	0	0	29.0	35	19	17	12	15	0
									Stockton	1	1	5.19	2	2	0	0	0	8.2	8	6	6	5	0	8
									Nashville	0	0	6.30	2	2	0	0	0	10.0	14	8	7	2	7	0
									Nashville	0	0	2.81	10	1	0	0	0	16.0	8	5	5	6	18	4 years, 32 days
									OAKLAND	4	2	3.84	56	0	0	0	0	58.2	43	27	25	24	65	0

NO	PITCHERS (20)	B	T	HT	WT	BORN	BIRTHPLACE	RESIDENCE	2015 CLUBS	W	L	ERA	G	GS	CG	SHO	SV	IP	H	R	ER	BB	SO	ML SERVICE	
35	Marc Rzepczynski	L	L	6-2	220	8-29-85	Oak Lawn, IL	Alsico Viejo, CA	CLEVELAND	2	3	4.43	45	0	0	0	0	20.1	23	15	10	12	19	24	5 years, 132 days
73	J.B. Wendelen	R	R	6-0	220	3-24-93	Guyton, GA	Guyton, GA	SAN DIEGO	0	1	7.36	27	0	0	0	0	14.2	17	14	10	17	19	None	
									Birmingham	6	2	2.72	27	0	0	0	5	43.0	36	14	13	11	56	None	
									Charlotte	0	0	4.50	12	0	0	0	0	16.0	14	11	8	5	13	None	
									2015 CLUBS	AVG.	G	AB	R	H	2B	3B	HR	RBI	BB	SO	SB	CS	ML SERVICE		
19	Josh Phegley	R	R	5-10	230	2-12-88	Terre Haute, IN	Noblesville, IN	OAKLAND	.249	73	225	27	56	16	1	9	34	14	51	0	0	0	1 year, 114 days	
21	Stephen Vogt	L	R	6-0	225	11-1-84	Visalia, CA	Turner, WA	OAKLAND	.261	136	445	58	116	21	3	18	71	56	97	0	2	2	2 years, 84 days	
									2015 CLUBS	AVG.	G	AB	R	H	2B	3B	HR	RBI	BB	SO	SB	CS	ML SERVICE		
17	Yonder Alonso	L	R	6-1	220	4-8-87	Havana, Cuba	Miami, FL	SAN DIEGO	.282	103	354	50	100	18	1	5	31	42	48	2	5	4	4 years, 116 days	
									Lake Elsinore	.167	2	6	1	1	0	0	0	0	0	0	0	0	0	0	
									El Paso	.231	4	13	3	3	1	0	0	2	4	3	0	0	0	0	
16	Billy Butler	R	R	6-0	260	4-18-86	Orange Park, FL	Paradise Valley, AZ	OAKLAND	.251	151	538	63	135	28	1	15	65	52	101	0	0	0	8 years, 102 days	
20	Mark Canha	R	R	6-2	210	2-15-89	San Jose, CA	San Francisco, CA	OAKLAND	.254	124	441	61	112	22	3	16	70	33	96	7	2	1	1 year	
25	Tyler Ladendorf	R	R	5-11	195	3-7-88	Park Ridge, IL	Des Plaines, IL	OAKLAND	.235	9	17	3	4	0	1	0	2	1	2	0	0	0	132 days	
									Nashville	.265	20	83	3	22	2	1	1	8	5	23	0	1	0	0	
									Arizona A's	.570	2	4	2	3	0	0	0	1	0	0	0	0	0	0	
									Stockton	.000	2	9	0	0	0	0	0	0	0	2	0	0	0	0	
8	Jed Lowrie	S	R	6-0	180	4-17-84	Salem, OR	Houston, TX	HOUSTON	.222	69	230	35	51	14	0	9	30	28	43	1	0	0	7 years, 111 days	
12	Max Muncy	L	R	6-0	210	8-25-90	Midland, TX	Keller, TX	Corpus Christi	.214	5	14	0	3	1	0	0	2	0	2	0	0	0	0	
56	Renato Nunez	R	R	6-1	220	4-4-94	Valencia, Ven.	Valencia, Ven.	OAKLAND	.206	45	102	14	21	8	1	3	9	9	31	0	0	0	None	
46	Rangel Ravelo	R	R	6-1	225	4-24-92	Havana, Cuba	Miami, FL	Arizona A's	.360	9	25	7	9	3	1	0	7	7	3	1	0	0	None	
									Midland	.318	22	88	13	28	6	1	2	17	9	17	0	1	0	0	
									Nashville	.277	28	101	10	28	5	1	1	18	7	22	0	0	0	0	
10	Marcus Semien	R	R	6-0	195	9-17-90	San Francisco, CA	Oakland, CA	OAKLAND	.257	155	556	65	143	23	7	15	45	42	132	11	5	1	1 year, 118 days	
28	Eric Sogard	L	R	5-9	180	5-22-86	Phoenix, AZ	Scottsdale, AZ	OAKLAND	.247	120	372	40	92	12	3	1	37	23	50	6	1	0	4 years, 64 days	
26	Danny Valencia	R	R	6-2	210	9-19-84	Miami, FL	Delray Beach, FL	TORONTO	.296	58	162	26	48	13	0	7	29	9	40	2	1	0	4 years, 118 days	
									OAKLAND	.284	47	183	33	52	10	1	11	37	20	40	0	1	0	0	
									Nashville	.289	137	577	80	167	42	8	10	57	22	114	12	2	0	None	
									2015 CLUBS	AVG.	G	AB	R	H	2B	3B	HR	RBI	BB	SO	SB	CS	ML SERVICE		
52	Joey Wendle	L	R	6-1	189	4-26-90	Wilmington, DE	New London, PA	OAKLAND	.264	125	520	70	153	18	9	5	42	26	81	26	8	1	1 year, 20 days	
									Manetta, GA	.308	22	91	18	28	2	3	0	9	17	5	2	0	0		
4	Coco Crisp	S	R	5-10	185	11-1-79	Los Angeles, CA	Rancho Mirage, CA	Nashville	.222	7	27	6	6	1	0	2	4	3	0	0	0	0	12 years, 158 days	
23	Sam Fuld	L	L	5-9	180	11-20-81	Durham, NH	Jupiter, FL	OAKLAND	.175	44	126	11	22	6	0	2	6	13	25	2	0	0	0	
15	Andrew Lamb	L	L	6-3	222	8-11-88	Newbury Park, CA	Newbury Park, CA	OAKLAND	.197	120	290	34	57	16	3	2	22	30	55	9	3	5	5 years, 140 days	
22	Josh Reddick	L	R	6-2	195	2-19-87	Savannah, GA	Guyton, GA	PITTSBURGH	.040	20	25	1	1	1	0	0	0	0	2	8	0	0	1 year, 79 days	
									Stockton	.143	2	7	0	1	0	0	0	1	2	0	0	0	0	5 years, 50 days	
									OAKLAND	.272	149	526	67	143	25	4	20	77	49	65	10	2	0	0	
									TEXAS	.133	35	60	12	8	1	0	1	6	11	20	1	0	1	1 year, 52 days	
5	Jake Smolinski	R	R	5-11	205	2-9-89	Rockford, IL	Rockford, IL	Round Rock	.422	12	45	9	19	5	0	4	14	4	7	0	1	0	0	
									Nashville	.349	25	86	16	30	9	0	5	17	8	9	2	1	0	0	
									OAKLAND	.226	41	106	12	24	6	2	5	20	8	19	0	1	0	0	

OAKLAND A'S NON-ROSTER INVITEES TO SPRING TRAINING

NO	PITCHERS (1)	B	T	HT	WT	BORN	BIRTHPLACE	RESIDENCE	2015 CLUBS	W	L	ERA	G	GS	CG	SHO	SV	IP	H	R	ER	BB	SO	ML SERVICE
50	Ryan Braser	R	R	6-0	226	8-26-87	Wichita Falls, TX	Wichita Falls, TX	Arizona A's	1	1	3.60	4	1	0	0	0	5.0	5	2	2	1	4	1 year, 41 days
									Nashville	0	0	0.00	2	0	0	0	0	20	0	0	0	0	3	
45	Angel Castro	R	R	5-11	242	11-14-82	Pimentel, D.R.	Pimentel, D.R.	Nashville	2	1	3.13	38	2	0	0	8	60.1	54	23	21	19	45	22 days
									OAKLAND	0	1	2.25	5	0	0	0	0	4.0	8	1	1	3	4	
57	Daniel Coulombe	L	L	5-10	190	10-26-89	St. Louis, MO	Scottsdale, AZ	Oklahoma City	3	1	3.27	38	0	0	0	1	41.1	35	16	15	24	41	48 days
									LOS ANGELES (NL)	0	0	7.56	5	0	0	0	0	8.1	9	7	7	6	7	
									OAKLAND	0	0	3.52	9	0	0	0	0	7.2	8	3	3	3	4	
64	Ryan Doolittle	R	R	6-1	214	3-25-88	Pittsburg, NY	Tabernash, NJ	Midland	4	3	3.32	40	0	0	0	4	57.0	62	27	21	16	46	None
71	Sean Manaea	R	L	6-5	245	2-1-92	Valparaiso, IN	Wanatah, IN	Arizona Royals	0	0	1.80	1	1	0	0	0	5.0	2	1	1	1	6	None
									Wilmington	1	0	3.66	4	2	0	0	0	19.2	22	12	8	4	22	
									Northwest Arkansas	0	1	5.14	2	2	0	0	0	7.0	9	5	4	6	11	
									Midland	6	0	1.90	7	7	0	0	0	4.22	34	11	9	15	51	
72	Dillon Overton	L	L	6-2	172	8-17-91	Clinton, OK	Weatherford, OK	Stockton	2	4	3.82	14	12	0	0	0	61.1	62	29	26	12	59	None
									Midland	5	2	3.06	13	13	0	0	0	64.2	65	22	15	47	25	47
75	Eduard Santos	R	R	6-2	220	10-22-89	Puerto Plata, DR	Puerto Plata, DR	Arkansas	4	2	2.31	39	0	0	0	0	58.1	33	16	15	32	78	None
74	Patrick Schuster	R	L	6-2	193	10-30-90	New Port Richey, FL	Holiday, FL	Mobile	0	1	3.24	22	0	0	0	0	25.0	23	11	9	12	20	None
									Pensacola	2	1	3.41	30	0	0	0	0	29.0	27	11	11	14	25	
58	Chris Smith	R	R	6-0	190	4-9-81	Apple Valley, CA	Hesperia, CA	El Paso	5	7	3.60	22	2	2	0	0	42.7	42	51	41	42	121	169 days
									San Antonio	0	0	0.90	2	0	0	0	0	10.0	5	1	1	2	11	
48	Eric Sunkamp	L	L	6-5	220	7-16-87	Cincinnati, OH	Cincinnati, OH	Charlotte	3	0	2.81	11	1	0	0	1	25.2	19	8	8	9	30	2 years, 57 days
									Oklahoma City	9	3	3.57	16	15	1	0	0	88.1	97	39	35	23	70	
									LOS ANGELES (NL)	0	0	10.80	1	0	0	0	0	3.1	4	4	4	1	4	
60	Taylor Thompson	R	R	6-4	240	6-18-87	Montgomery, AL	Auburn, AL	Stockton	0	2	14.54	4	0	0	0	0	4.1	7	8	7	2	7	147 days
									Nashville	1	0	7.62	11	0	0	0	0	13.0	15	15	11	7	11	
NO	CATCHERS (4)	B	T	HT	WT	BORN	BIRTHPLACE	RESIDENCE	2015 CLUBS	AVG.	G	AB	R	H	2B	3B	HR	RBI	BB	SO	SB	CS	ML SERVICE	
39	Carson Blair	R	R	6-2	210	10-18-89	Argyle, TX	Argyle, TX	Midland	.272	55	173	24	47	15	4	4	6	29	33	62	1	0	34 days
									Nashville	.221	33	113	9	25	3	0	3	8	9	34	0	0	0	
									OAKLAND	.129	11	31	3	4	0	0	1	3	4	18	0	0	0	
63	Bruce Maxwell	L	R	6-1	251	12-20-90	Weisbaden, Germany	Hanest, AL	Midland	.243	96	338	32	82	16	0	2	48	39	54	0	1	None	
29	Matt McBride	R	R	6-2	215	5-23-85	Bethlehem, PA	Bethlehem, PA	Albuquerque	.328	78	308	59	101	30	1	12	49	23	41	5	1	110 days	
									COLORADO	.167	20	42	5	7	0	0	0	4	0	4	0	0	0	
2	Jacob Nottingham	R	R	6-2	232	4-3-95	Redlands, CA	Redlands, CA	Quad Cities	.326	59	230	34	75	18	1	10	46	18	51	1	2	None	
									Lancaster	.324	17	71	14	23	6	1	4	14	3	10	0	0	0	
									Stockton	.299	43	164	25	49	9	0	3	22	12	38	1	0	0	
NO	INFELDERS (6)	B	T	HT	WT	BORN	BIRTHPLACE	RESIDENCE	2015 CLUBS	AVG.	G	AB	R	H	2B	3B	HR	RBI	BB	SO	SB	CS	ML SERVICE	
76	Franklin Barreto	R	R	5-10	190	2-27-96	Caracas, Venezuela	Caracas, Venezuela	Stockton	.302	90	338	50	102	22	3	13	47	15	67	8	3	None	
3	Matt Chapman	R	R	6-0	212	4-28-83	Victorville, CA	Dove Canyon, CA	Stockton	.250	80	304	60	76	21	3	23	57	39	79	4	1	None	
77	Richie Martin	R	R	5-11	190	12-2-94	Detroit, MI	Brandon, FL	Vermont	.237	51	190	31	45	6	4	2	16	25	47	7	7	None	
13	Matt Olson	L	R	6-5	228	3-29-94	Atlanta, GA	Liburn, FL	Midland	.249	133	466	82	116	37	0	17	75	105	139	5	1	None	
67	Chad Pinder	R	R	6-2	197	3-29-92	Richmond, VA	Poquoson, VA	Midland	.317	117	477	151	32	2	15	86	28	103	7	5	None		
55	Josh Rodriguez	R	R	6-0	185	12-18-84	Houston, TX	Humble, TX	Binghamton	.282	115	412	70	116	24	3	19	76	54	87	11	2	30 days	
									Las Vegas	.300	5	20	2	6	2	0	0	5	3	4	0	0	0	



2015 REVIEW



Josh Reddick led the A's with 20 home runs, 77 RBI, 49 extra base hits and a .449 slugging percentage in 2015.

SEASON IN REVIEW

2015 RECAP: The A's compiled a 68-94 (.420) record, which was the worst record in the American League and tied for fourth worst in the majors...it also tied for the fourth worst record in Oakland history and was the worst since 1997 (65-97)...it marked the third time in Oakland history the A's had the worst record in the AL (1993 and 1997)...finished in last place in the AL West, 20 games behind first place Texas...it was the eighth time the A's finished last in the West (1977, 79, 93, 95, 97, 98, 2009)...finished 18 games behind Houston for the second Wild Card...spent 142 days alone in last place, which are the third most such days in Oakland history (162 in 2009, 153 in 1997)...spent each of the final 74 days in last beginning July 23 and all but four days in last starting on May 8...also spent six days in sole possession of first, three days tied for first, five days in second, three days tied for second, two days in third, five days tied for third, nine days in fourth and three days tied for fourth...defeated Texas 8-0 to start the season and snap a 10-game Opening Day losing streak...were a season-high one game over .500 four times over the first nine days and were 8-8 at the conclusion of play April 22...that would be the A's last day at .500 as Oakland went 6-22 (.214) over the next 28 games through May 22...it was the A's worst 28-game stretch since July 23-Aug. 22, 2008 when they also went 6-22...were tied with the Mariners for fourth place in the West at the start of play May 8 but lost 4-3 in 11 innings at Seattle that day to fall into sole possession of last place, a spot the A's would hold for all but four of the remaining days of the season...had a 14-30 (.318) record and were 13½ games out of first place through May 22...then went 20-11 (.645) over a 31-game stretch from May 23 to June 25...that improved the A's overall record to 34-41 and moved them into a tie for fourth place, nine games behind Houston...capped that stretch with a season-high five-game winning streak and a three-game sweep at Texas...returned home and were swept by Kansas City June 26-28...however, went 10-11 from June 26 to July 22...that put the A's in fourth place on July 22 at 44-52 but they were 11 games behind first place Los Angeles and seven games behind the second Wild Card with only three teams in the AL having a worse record...it would be the A's final day in fourth place...traded Scott Kazmir July 23, were swept in a three-game series at San Francisco July 24-26, dealt Tyler Clippard July 27, traded Ben Zobrist July 28 and lost seven of their final eight games in July...went 24-42 (.364) over the final 66 games beginning July 23, which was the worst record in the AL and third worst in the majors...were winless on a seven-game road trip to Toronto and Baltimore from Aug. 11 to 17...lost to the Orioles 8-6 in 13 innings on Aug. 14 to fall to 51-66, which was the worst record in the AL...would hold that distinction the remainder of the season...were officially eliminated from the AL West race in game 144 on Sept. 14...were eliminated from the playoffs in game 149 on Sept. 19...bottomed out at 28 games under .500 on Sept. 29 (65-93) before winning three of the final four games.

ONE-RUN AND TWO-RUN GAMES: The A's went 19-35 (.352) in one-run games to set Oakland records for lowest winning percentage and most losses in one-run games...broke the previous marks of a .381 winning percentage in 1980 and 32 losses in 1976...the 35 one-run losses tied for third most in Athletics history and were the most since 1945 (38)...the .352 winning percentage tied for fifth worst in Athletics history and was the worst since 1946 (13-29, .310)...led the majors in one-run losses, had the second worst record to Toronto (15-28, .349) and ranked sixth in games (54)...the 54 one-run games match the most by an A's team over the last 39 years (went 32-22 in 2006)...were 31-53 (.369) in games decided by two runs or fewer to set Oakland records for lowest winning percentage (.369) and most losses (53) in games decided by two runs or fewer...the 53 losses by two runs or fewer tied for third in Athletics history and were the most since 1945 (55)...had the most losses in the majors by two runs or fewer, the second worst record to Cincinnati (26-45, .366) and tied for fifth in games (84).

OAKLAND A'S LOWEST WINNING PERCENTAGE

	W	L	PCT.
1979	54	108	.333
1977	63	98	.391
1997	65	97	.401
2015	68	94	.420
1993	68	94	.420
1982	68	94	.420

ATHLETICS LOWEST WINNING PERCENTAGE IN ONE-RUN GAMES

	W	L	PCT.
1916	11	32	.256
1946	13	29	.310
1919	15	30	.333
1940	15	29	.341
2015	19	35	.352
1943	19	35	.352

DEFENSIVE DOINGS: The A's committed a Major League leading 126 errors, four more than Pittsburgh...it marked the first time the A's led the majors in errors since 1978 (179) and the third time in Oakland history (also 1977)...the errors were the most by an A's team since 2000 when they had 134...they led to 65 unearned runs, which were second most in the majors (San Diego, 76)...have made 569 errors over the last five seasons, which are the most in the majors (Pittsburgh, 561)...Marcus Semien led the American League in errors (35) and Brett Lawrie ranked second (24)...the 59 errors are the most by two A's teammates since Ed Busch (41) and Irv Hall (26) combined for 67 with the 1944 Philadelphia A's...they are the most by an AL duo since U.L. Washington (36) and George Brett (25) had 61 for the 1983 Kansas City Royals...they are the most in the majors by two teammates since 1993 when Wil Cordero (36) and Mike Lansing (24) combined for 60 with Montreal...the A's had a .979 fielding percentage, which was the lowest in the majors, two points behind Philadelphia...ranked third in the AL in assists (1642) and fifth in double plays (154)...A's outfielders had 27 assists, which was fourth fewest in the AL...the A's were 27-58 when committing an error, 41-36 when going errorless.

HOME AND AWAY: The A's compiled a 34-47 (.420) record at home and on the road...it was the first time in Oakland history and second time in Athletics history (1947) the A's had identical records both at home and on the road...the home record was second worst in Oakland history (31-50 in 1979) and it was the first time the A's finished more than one game under .500 at home since 1998...tied Cincinnati and Milwaukee for the worst record at home in the majors...had the worst home record in the majors for the first time since 1964 when the Kansas City A's went 26-55 (.321)...had a losing record on the road for the second consecutive season and seventh time in the last nine years...had the third worst mark on the road in the American League...hit .257 at home compared to .245 on the road...both marks ranked ninth in the AL...ranked last in the AL in home runs at home (60) but were sixth in road home runs (86)...compiled a 3.68 ERA in Oakland compared to 4.62 on the road...were seventh in the AL in home ERA and 12th in road ERA...won eight home series, lost 14 and split four...also won eight road series, lost 14 and split four...did not sweep a home series of three or more games and have a streak of 35 consecutive home series of three or more games without a sweep, which matches the longest such streak in Oakland history (May 13, 1983-Aug. 1, 1984)...have not swept a series of three or more games in the Coliseum since July 3-6, 2014 against Toronto (four games).

**OAKLAND
A'S LOWEST
HOME WINNING
PERCENTAGE**

	W	L	PCT.
1979	31	50	.383
2015	34	47	.420
1994	24	32	.429
1997	35	46	.432
1977	35	46	.432

OFFENSE: The A's batted .251, which ranked ninth in the American League...set an Oakland record for triples in a season with 46...broke the previous mark of 40 set in 1968, the A's first season in Oakland...ranked second in the AL in triples but had the third fewest extra base hits (469) and second lowest slugging percentage (.395)...walked just 475 times, which was third fewest in Oakland history in a non-strike season...the only lower totals were 433 in 1978 and 472 in 1968...ranked 10th in the AL in on-base percentage (.312)...were ninth in runs scored (694)...set an Athletics record for fewest sacrifice hits in a season with a Major League low 14...broke the previous mark of 18 set in 2007...the sacrifice hits tied for fifth fewest in ML history...had the second fewest strikeouts in the AL (1119), tied for third in fewest hit by pitches (40) and hit the fourth fewest home runs (146)...led the AL and ranked third in the majors in infield hits (158)...the infield hits were second most by an A's team since Stats, Inc. began tracking infield hits in 1987 (165 in 1989)...had the second fewest bunt hits in the AL (9)...were walked intentionally just 21 times, which was second fewest in the AL and tied for fifth fewest in Oakland history...were successful in 78-of-107 (72.9%) stolen base attempts, which ranked fourth in the AL...the A's led the majors in slugging percentage (.580) and RBI (132) with the bases loaded, ranked third in batting average (.336) and tied for third in grand slams (6)...the slugging percentage was second best in Oakland history (.712 in 2000)...A's catchers hit 27 home runs, which were second most in the majors (NY Yankees, 28) and third most in Athletics history (37 in 1996, 29 in 1970)...A's left fielders hit .199, which was the lowest mark by a Major League team since at least 1974.

PITCHING: The A's compiled a 4.14 ERA, which ranked 11th in the American League...it marked the A's lowest finish in the AL since 1997 when they were last...finished in the top three 12 times over a 16-year stretch from 1999-2014 and never worse than sixth...were leading the AL with a 3.47 ERA as late as Aug. 13...compiled a 5.78 ERA after that, which was the highest in the majors by more than half a run (Atlanta, 5.11)...ranked sixth in the AL in opponents slugging percentage (.400), seventh in on-base

Season in Review, continued

percentage (.316) and eighth in batting average (.254)...led the AL and tied for fourth in the majors in shutouts (15)...finished with 1179 strikeouts, which was the third best total in Athletics history behind the 2014 (1244) and 2013 (1183) A's...walked 474 batters and had the fourth lowest strikeout-to-walk ratio in the AL (2.49)...however, that was the fourth best mark in Athletics history...surrendered 172 home runs, which tied for sixth most in Oakland history and were the most since 1998 (179)...allowed just 13 triples, which were second fewest by a Major League team in a non-strike season since at least 1914 (source: Stats, Inc.)...the fewest triples are 11 by the 2014 A's...had the fourth fewest extra base hits in the AL (451)...led the AL and ranked second in the majors in most sacrifice flies (53)...walked just 19 batters intentionally, which matched the 1990 club for the fewest in a non-strike season by an A's team since intentional walks became an official stat in 1955.

STARTING PITCHING: A's starting pitchers were 47-63 with a 3.91 ERA...ranked third in the American League in ERA but tied Detroit for the fewest wins...had the second lowest winning percentage (.427) and tied for third in losses...the wins were the fewest by A's starters since 1997 (29)...led the AL in fewest home runs (98) and extra base hits (263), tied for the lead in fewest triples (8) and ranked second in lowest opponents slugging percentage (.385) and fewest doubles (157)...the extra base hits were second fewest in the majors (LAD, 252) and the fewest by an A's team in a non-strike season since 1978 (233)...the triples matched the fewest in Oakland history (2013 and 2014)...ranked fifth in opponents batting average (.254) and seventh in on-base percentage (.315)...used 13 starting pitchers, which tied Houston for the most in the AL...averaged just 92.5 pitches per start, which was fourth lowest in the AL and second lowest by an A's team since Stats, Inc. began tracking pitches in 1988 (91.6 in 1997)...walked just three batters intentionally, which tied for second fewest in the AL and in Oakland history (2 in 1985)...ranked third in opponents grounded into double plays (94).

BULLPEN: The A's bullpen compiled a 4.56 ERA, which was the highest in the American League and third highest in the majors...it was eighth highest in Oakland history and was the highest since the 1998 squad had a 4.62 ERA...ranked last in the majors in saves (28) and save percentage (52.8%)...placed second in the AL in blown saves (25) and third in fewest save opportunities (53)...the save percentage was third lowest in Oakland history and the lowest since 1980 (52.0%)...the saves tied for fifth fewest in a non-strike season and were the fewest since 1982 (22), which was also the last time the A's finished last in the majors in saves...the blown saves tied for third most in Oakland history...allowed 74 home runs, which was second most in the majors to Boston (76) and second most in Athletics history to the 1964 Kansas City A's (92 in 1964)...had the second highest opponents slugging percentage in the AL (.428) and the second most doubles (109) and extra base hits (188) but tied for the fewest triples (5)...the doubles and extra base hits were second most in Oakland history (124 doubles and 204 extra base hits in 1997) and the slugging percentage was fifth highest...ranked 10th in the AL in opponents batting average (.253) and on-base percentage (.317)...tied an Oakland record for losses by the bullpen with 31 (also 1993)...ranked third in the AL in most losses and tied for third in fewest wins (21)...allowed 88-of-257 (34.2%) inherited runners to score, which was the highest percentage in the majors...had the highest opponents slugging percentage in the majors against first batters faced (.469) and the most RBI (68)...the slugging percentage was second highest by an A's team since 1974 (.488 in 1983)...yielded 19 first-batter home runs, which ranked third in the AL and were the most by an A's team since 1974 (first year data is available)...had the highest first-batter batting average in the AL (.272) and the second fewest walks (26).

OTHER CLOSE CALLS: The A's went 7-10 (.412) in extra inning games...ranked third in the American League in losses and worst record and tied for third in games...had an 11-20 (.355) record in games decided in the last bat...the wins were second fewest in the AL and the losses were third most...had a 6-6 record in walk-off games...overcame a five-run deficit to win twice: May 1 at Texas and Aug. 24 at Seattle...surrendered a five-run lead to lose twice: June 19 vs. Los Angeles (AL) and Aug. 25 at Seattle.

A'S 2015 WALK-OFF WINS

DATE	OPP	RESULT	NOTE
June 10	Texas	5-4	Reddick fielders choice
July 18	Minnesota	3-2 (10)	Vogt single
July 22	Toronto	4-3 (10)	Davis single
Aug. 2	Cleveland	2-1 (10)	Canha double
Aug. 9	Houston	5-4	Valencia single
Aug. 18	Los Angeles (NL)	5-4 (10)	Butler double

THE DISABLED LIST: The A's used the disabled list 23 times, which matched the 2010 club for second most in Oakland history (had 25 in 2008)...A's players combined to miss 1103 games while on the DL, an average of 48.0 games per stint...four players had two stints on the DL, including Coco Crisp, Ike Davis, Sean Doolittle and A.J. Griffin...Jarrod Parker was the only player to miss the entire season and Doolittle (121 games) and Taylor Thompson (112) also missed at least 100 games...had a season-high 11 players on the DL from May 22-24, which were the A's most players on the DL at one time since Aug. 20-21, 2010 when they also had 11...had at least six players on the DL every day through Aug. 2...the season low was three players from Aug. 22-23...have had at least three players on the DL every day since July 30, 2011 and have not had fewer than two players on the DL since the end of the 2006 season when they had just one.

A'S DISABLED LIST, 2015

PLAYER	INJURY	DATES	GAMES MISSED	A's RECORD
Chavez	Fractured rib	September 16-end of season	17	6-11
Crisp	Right elbow surgery	April 4-May 5	28	12-16
Crisp	Cervical strain	May 20-August 2	65	33-32
Davis	Strained left quad	May 14-June 18	33	16-17
Davis	Strained left hip	August 18-end of season	42	17-25
Doolittle	Strained left rotator cuff	April 4-May 25	47	17-30
Doolittle	Strained left shoulder	May 28-August 21	74	36-38
Freiman	Strained lumbar muscle	April 4-May 8	31	12-19
Graveman	Strained left oblique	August 24-end of season	37	14-23
Griffin	Tommy John surgery	Feb. 27-June 12	63	25-38
Griffin	Strained right shoulder	September 1-end of season	30	10-20
Hahn	Right forearm strain	July 6-end of season	77	30-47
Ladendorf	Left ankle surgery	May 22-August 20	79	39-40
Mujica	Fractured right thumb	May 22-June 18	26	15-11
Nolin	Bilateral core surgery	April 4-May 14	36	13-23
O'Flaherty	Strained left shoulder	May 2-June 1	29	10-19
Parker	Tommy John surgery	April 4-end of season	162	68-94
Pomeranz	Sprained left AC joint	May 19-June 2	14	7-7
Reddick	Strained right oblique	March 27-April 11	6	3-3
Scribner	Torn right lat muscle	September 10-end of season	22	8-14
Thompson	Strained right shoulder	Feb. 26-August 8	112	50-62
Venditte	Strained right shoulder	June 11-August 2	45	23-22
Zobrist	Left medial meniscus tear	April 25-May 24	28	8-20

BEFORE AND AFTER THE BREAK: The A's were 41-50 (.451) before the All-Star Break and 27-44 (.380) after the break...both marks were the worst in the American League...the A's post-break winning percentage was fourth lowest in Oakland history and the worst since 2008 (24-42, .364)...were in last place in the AL West at the break, 8½ games behind Los Angeles...it marked just the sixth time in Oakland history the A's were in last at the break (1979, 1986, 1997, 2009, 2011)...had a 3.37 ERA at the All-Star Break, which was the lowest in the AL and sixth lowest in the majors...then logged a 5.10 ERA after the break, which was the highest in the AL and second highest in the majors (Colorado, 5.30)...it was third highest in Oakland history to the 1995 (5.41) and 1997 (5.27) clubs...allowed 72 home runs in 91 games before the break, which was second fewest in the AL...then surrendered 100 home runs in 71 games after the break, which was the most in the majors...averaged 1.41 home runs per nine innings after the break, which was the highest mark in Athletics history (1.28 in 1996)...the A's were batting .256 at the All-Star Break, which ranked fifth in the AL...then hit .244 after the break, which was fourth lowest...had a .306 on-base percentage after the break, which ranked fifth lowest in Oakland history and was the lowest since 1979 (.304)...averaged 4.29 runs per game before the break, 4.28 after the break... however, were eighth in the AL in runs per game before the break, 13th after the break.

MONTH-BY-MONTH: The A's went 9-14 in April and the .391 winning percentage tied for sixth lowest in Oakland history in the first month of the season...it was the A's worst April since going 8-17 in 2001...finished the month 6½ games out of first place, matching the second largest A's deficit at the end of April since divisional play began in 1969...were also 6½ games out in 2012 (won west and 94 games) and 1979 (finished last and lost 108 games) and were 12 out in 2001 (won wild card and 102

Season in Review, continued

games)... went 11-19 (.367) in May, which was the third worst record in the majors (Boston and Miami, 10-19)... the 19 losses were the A's most in a month since August, 2008 (10-20) and their most in May since 2005 (7-20)... it was the sixth worst May in Oakland history... finished the month 12 games behind first place Houston, which was the A's third largest deficit at the end of May since divisional play began in 1969 (14 in 2001, 13 in 1979)... had just one off day in May and played 30 games in the month... that matches the most in Oakland history in the month of May (1981, 1997)... the A's pitching staff had 230 strikeouts in May, which was the second most in one month in Oakland history (246, Sept. 2013)... had their only winning record in the month of June when they went 15-12 (.556), which tied for fifth in the American League... it snapped a streak of four consecutive months with a losing record... went 10-14 in July, their first losing July since 2009 (12-14)... had a .267 on-base percentage, which was second lowest by an AL team in July since at least 1914 (Seattle, .266 in 2011)... it was the lowest single-month on-base percentage in Oakland history (min. 3 games)... walked just 43 times, which was second fewest by a Major League team in July since at least 1914 (Montreal, 42 in 1999)... they were the fewest in any month in Oakland history (min. 12 games)... scored 76 runs and hit 15 home runs, which were the fewest in Oakland history in July... the runs were second fewest by an A's team in any month of 12 or more games over the last 36 years (68 in April, 2012)... went 13-15 (.464) in August and finished with a losing record in the month for the second consecutive season (12-17 in 2014) and sixth time in the last eight years... tied for the AL lead and set an Oakland record for doubles in August with 64 (previous: 63 in 2007)... compiled an 8-19 (.296) record in September, which was the worst mark in the majors and the third worst September in Oakland history (7-20 in 1978, 8-20 in 1985)... the pitching staff compiled a 6.73 ERA, which was the highest single-month ERA in Oakland history (6.59 in May, 1997)... it was the highest single-month ERA by an Athletics team in a month of at least 15 games since the 1939 Philadelphia A's had a 7.50 ERA in July... the ERA was the highest in the majors by nearly 1½ runs (Atlanta, 5.25)... allowed 188 runs, which were second most in any month in Oakland history (206 in May, 1997)... surrendered a ML leading 48 home runs, which were the most in Oakland history in any month (previous: 44, August of 1969) and third most in Athletics history (57 in May, 1964; 56 in July, 1962)... the offense had 12 triples, which was the second best single-month total in Oakland history (13 in July, 1968).

INTERLEAGUE PLAY: The A's went 11-9 (.550) in inter-league play which tied for the 10th best record in the majors... it marked the fourth consecutive season and 12th time in 19 years the A's finished with a winning record against the National League... had the fewest strikeouts in interleague play (117), ranked second in doubles (45), tied for second in triples (9), fourth in on-base percentage (.339) and extra base hits (70), fifth in runs (103), seventh in batting (.278) and ninth in slugging (.436)... the triples were the most in Oakland history, the doubles and extra base hits were second most, the runs tied for second and the batting average was third... the pitching staff compiled a 3.64 ERA, which ranked 13th in the majors... are now 191-153 (.555) all-time in interleague play, which is fifth best in Major League history.

BEST INTERLEAGUE WON-LOSS PERCENTAGE

	W	L	PCT.
New York (AL)	203	139	.594
Boston	197	146	.574
Los Angeles (AL)	194	150	.564
Chicago (AL)	191	152	.557
Oakland	191	153	.555

IN THE PINCH: A's pinch hitters batted .248 (34-for-137) with 19 walks for a .340 on-base percentage... led the American League in walks for the third consecutive season and have 65 pinch walks over that span, which is seventh most in the majors... tied for the AL lead in triples (2) and ranked second in second in batting average, on-base percentage, hits, plate appearances (159) and strikeouts (43)... it was just the second time in Oakland history the A's had two pinch triples in a season (1995) and the strikeouts were second most by an A's team in the designated hitter era (50 in 1990)... the 34 pinch hits were the most by an A's team since 1998 (35)... were one of three AL teams without a pinch homer (Boston, Kansas City)... the A's have 508 pinch plate appearances over the last three years, an average of 1.05 per game... Tampa Bay is the only other AL team to average more than one pinch plate appearance per game over that stretch (573 pa, 1.18 per game),

DESIGNATED HITTERS: A's designated hitters batted .247 with 14 home runs and 66 RBI... the home runs tied for the fewest in the American League and the RBI were third fewest... the RBI were

fourth fewest in Oakland history and the home runs tied for sixth fewest...ranked ninth in on-base percentage (.326), 10th in batting average and 12th in slugging percentage (.383)...had 34 doubles, which were fifth most in Oakland history...grounded into 27 double plays, which were the most by designated hitters in Oakland history and tied for fourth most in Major League history...they were the most since Minnesota had 28 in 1999...scored 68 runs, which were the A's fewest in a non-strike season since 1979 (63)...were one of two AL teams without a stolen base (Kansas City)...Billy Butler led the A's with 136 games, all starts, at designated hitter...the games played ranked sixth in Oakland history and were the most since Dave Parker had 140 in 1989...it marked the first time over the last four years the A's had a DH play more than 60 games...Butler batted .250 with 14 home runs and 61 RBI compared to .232 with no home runs and five RBI by the A's other designated hitters...Stephen Vogt had the A's second most starts at DH with six.

WINS AND LOSSES: The A's compiled a 53-62 (.461) record in games in which the opponent started a right-handed pitcher compared to 15-32 (.319) against left-handers...the mark against lefties was the second worst record in the majors (Colorado, 11-32) and was the worst mark in Oakland history (previous: .328 in 1979)...went 10-23 (.303) against American League East competition, which was the worst mark against the East in A's history (previous: .327 in 1998)...logged a 50-34 (.595) record when scoring first, but that was the worst mark in the AL and third worst in the majors...were 18-60 (.231) when the opponent scored first...had a 45-23 record when leading after five innings and the losses were four more than any other team (Washington, 19)...were 41-36 (.532) when going errorless, 27-58 (.318) when making an error...had the best record in the AL on Monday (10-6) and the worst record in the majors on Friday (7-19)...posted a winning record against four AL teams and had their best mark against Detroit (4-2)...logged their worst mark against Baltimore (1-6)...had a 28-33 (.459) record against teams that made the playoffs compared to 40-61 (.396) against non-playoff teams...had a winning record against three playoff teams (3-1 vs. the Dodgers, 4-3 vs. the Yankees, 10-9 vs. the Rangers).

THIS AND THAT: The A's had a .420 winning percentage but were outscored 729-694 for a run differential of -35...are the first team in modern Major League history (since 1900) to finish with a record of .420 or worse and a run differential of -35 or greater...set an Athletic franchise record by using 30 pitchers, breaking the mark of 27 set in 1915 and matched in 1955...the total included 24 relievers, which were the most in Oakland history and second most in Athletics history (26 in 1955)...employed 52 players overall, which was second most in Oakland history to the record of 54 in 2007...after using just two rookies in 2014 (14 games played, 7 at bats, no innings pitched), the A's had 19 rookies in 2015 (514 games played, 1227 at bats, 396.0 innings pitched)...12 of the rookies were pitchers, which ties the Oakland record for rookie pitchers in a season (2009, 2012)...A's manager Bob Melvin used just 30 replay challenges, which tied for third fewest in the majors...was successful in 16 of the challenges (53.3%) and is now 30-26 (.536) in two seasons...the A's were the only team in the majors without a rain delay

ATTENDANCE: The A's drew 1,768,175 fans, which ranked 12th in the American League...it was the A's lowest attendance over the last three years and a decrease of 235,453 from 2014...it was the first time the A's attendance decreased from the previous season since 2009...had seven sellouts...drew 2,391,645 on the road, which was the third best total in the AL.

A'S 2015 AT A GLANCE

Season High.....+1 (4 times, last: 5-4 on April 14)	First Game of Series.....24-28	Commit 1 or More Errors.....27-58
Season Low.....65-93 (September 29)	Last Game of Series.....19-33	More HR Than Opp.32-20
April9-14	A's Score First.....50-34	Fewer HR Than Opp.13-54
May11-19	Opponent Scores First.....18-60	Same Total HR of Opp.....23-20
June.....15-12	Leading After 7th56-8	Starter Pitches 7 or More.....34-15
July.....10-14	Leading After 8th61-2	Starter Pitches Less Than 734-79
August.....13-15	Tied After 7th7-10	When Scoring 4 or More.....56-34
September.....8-19	Tied After 8th5-9	When Scoring Less Than 412-60
Home Series.....8-14-4	Trailing After 7th.....5-76	Last At Bat11-20
Road Series.....8-14-4	Trailing After 8th.....2-83	Replay Challenges16-14
Series Sweeps.....4-10	Commit No Errors.....41-36	Different Lineups138

FIELDING STATISTICS

PITCHER	PCT	G	GS	PO	A	E	TC	DP	TP
Abad,F	1.000	62	0	2	4	0	6	0	0
Alvarez,R	1.000	21	0	2	1	0	3	0	0
Bassitt,C	.933	18	13	5	9	1	15	1	0
Brooks,A	1.000	11	9	5	2	0	7	1	0
Castro,A	.000	5	0	0	0	0	0	0	0
Chavez,J	.909	30	26	10	10	2	22	0	0
Clippard,T	1.000	37	0	1	2	0	3	0	0
Cook,R	.000	4	0	0	0	0	0	0	0
Coulombe,D	1.000	9	0	1	0	0	1	0	0
Davis,I	.000	2	0	0	0	0	0	0	0
Doolittle,S	1.000	12	0	0	1	0	1	1	0
Doubront,F	1.000	11	8	4	12	0	16	1	0
Dull,R	.000	13	0	0	0	0	0	0	0
Graveman,K	.917	21	21	11	11	2	24	1	0
Gray,S	1.000	31	31	37	23	0	60	1	0
Hahn,J	.958	16	16	10	13	1	24	1	0
Kazmir,S	.867	18	18	1	12	2	15	0	0
Leon,A	1.000	19	0	4	1	0	5	0	0
Martin,C	1.000	4	2	1	1	0	2	0	0
Mills,B	.000	1	1	0	0	0	0	0	0
Mujica,E	.833	38	0	1	9	2	12	2	0
Nolin,S	1.000	6	6	0	1	0	1	0	0
O'Flaherty,E	1.000	25	0	2	4	0	6	0	0
Otero,D	1.000	41	0	1	6	0	7	0	0
Pomeranz,D	.938	53	9	2	13	1	16	2	0
Rodriguez,,F	.857	56	0	2	4	1	7	0	0
Scribner,E	1.000	54	0	5	5	0	10	1	0
Smith,C	.000	2	0	0	0	0	0	0	0
Venditte,P	1.000	26	0	1	3	0	4	0	0
Zito,B	1.000	3	2	1	2	0	3	1	0

CATCHER	PCT	G	GS	PO	A	E	TC	DP	TP	PB
Anderson,B	.923	3	2	10	2	1	13	0	0	0
Blair,C	.935	11	9	57	1	4	62	0	0	0
Phegley,J	.996	68	62	454	53	2	509	3	0	5
Vogt,S	.996	100	89	658	41	3	702	4	0	9

FIRST BASE	PCT	G	GS	PO	A	E	TC	DP	TP
Butler,B	1.000	7	7	49	7	0	56	4	0
Canha,M	.993	75	57	491	47	4	542	58	0
Davis,I	.993	65	61	492	41	4	537	53	0
Muncy,M	.987	23	17	137	10	2	149	9	0
Vogt,S	.990	25	20	182	14	2	198	18	0

SECOND BASE	PCT	G	GS	PO	A	E	TC	DP	TP
Ladendorf,T	1.000	2	2	2	5	0	7	1	0
Lawrie,B	.972	42	40	92	114	6	212	28	0
Sogard,E	.989	96	87	168	268	5	441	56	0
Zobrist,B	1.000	34	33	61	103	0	164	32	0

THIRD BASE	PCT	G	GS	PO	A	E	TC	DP	TP
Canha,M	1.000	1	0	0	2	0	2	0	0
Ladendorf,T	1.000	1	0	1	0	0	1	0	0
Lawrie,B	.937	109	106	69	197	18	284	15	0
Muncy,M	.846	16	10	5	17	4	26	0	0
Parrino,A	1.000	6	0	0	1	0	1	1	0
Sogard,E	1.000	1	1	0	2	0	2	0	0
Valencia,D	.976	45	45	30	93	3	126	9	0

Fielding Statistics, continued

SHORTSTOP	PCT	G	GS	PO	A	E	TC	DP	TP
Ladendorf,T	1.000	1	0	1	0	0	1	0	0
Parrino,A	1.000	10	1	2	4	0	6	1	0
Semien,M	.947	152	147	214	407	35	656	99	0
Sogard,E	.983	17	14	22	37	1	60	9	0

OUTFIELD	PCT	G	GS	PO	A	E	TC	DP	TP
Burns,B	.989	125	118	280	2	3	285	2	0
Canha,M	.982	61	49	107	0	2	109	0	0
Crisp,C	1.000	37	27	51	1	0	52	0	0
Fuld,S	.981	108	75	191	11	4	206	3	0
Gentry,C	.949	25	16	35	2	2	39	1	0
Ladendorf,T	1.000	5	2	6	0	0	6	0	0
Pridie,J	1.000	4	1	1	0	0	1	0	0
Reddick,J	.981	143	134	258	6	5	269	1	0
Ross,C	.923	8	6	12	0	1	13	0	0
Smolinski,J	1.000	35	32	48	5	0	53	1	0
Zobrist,B	.929	29	26	39	0	3	42	0	0

DAY-BY-DAY RESULTS

DATE	G	OPP	W-L	SCORE	REC	POS	GA/ GB	LEADER AND LEAD	WINNER	LOSER	SAVE	ATT.	CUM. ATT.
4/6	1	TEX	W	8-0	1-0	t1	-	OAK/HOUSEA	Gray	Gallardo		36,067*	36,067
4/7	2	TEX	L	1-3	1-1	t2	-½	HOU	½ Lewis	Hahn	Feliz	15,025	51,092
4/8	3	TEX	W	10-0	2-1	t1	-	OAK/LAA	- Kazmir	Detwiler		19,479	70,571
4/9	4	TEX	L	1-10	2-2	t2	-½	LAA	½ Martinez	Graveman		16,045	86,616
4/10	5	SEA	W	12-0	3-2	1	+½	OAK	½ Pomeranz	Walker		30,114	116,730
4/11	6	SEA	L	4-5 (11)	3-3	t1	-	OAK/TEX	- Olson	Abad	Rodney	24,355	141,085
4/12	7	SEA	L	7-8 (10)	3-4	t3	-½	HOU/SEA	- Rodney	Clippard	Medina	32,282	173,367
(7 dates)													
4/13	8	at HOU	W	8-1	4-4	1	+½	OAK	½ Kazmir	Feldman		19,279	19,279
4/14	9	at HOU	W	4-0	5-4	1	+1	OAK	1 Graveman	Peacock		18,935	38,214
4/15	10	at HOU	L	1-6	5-5	1	+½	OAK	½ McHugh	Pomeranz		19,777	57,991
4/16		OFF DAY				1	+½	OAK	½				
4/17	11	at KC	L	4-6	5-6	t2	-½	LAA	½ Davis	Otero	Holland	39,228	97,219
4/18	12	at KC	W	5-0	6-6	1	+½	OAK	½ Hahn	Ventura	Chavez	33,151	130,370
4/19	13	at KC	L	2-4	6-7	2	-½	HOU	½ Morales	O'Flaherty	Davis	36,755	167,125
4/20	14	at LAA	W	6-3	7-7	2	-½	HOU	½ Otero	Shoemaker	Clippard	35,228	202,353
4/21	15	at LAA	L	1-14	7-8	2	-1½	HOU	1½ Santiago	Pomeranz		32,137	234,490
4/22	16	at LAA	W	9-2	8-8	2	-½	HOU	½ Gray	Salas		30,034	264,524
4/23	17	at LAA	L	0-2	8-9	2	-1	HOU	1 Tropeano	Chavez	Street	24,304	288,828
(10 dates)													
4/24	18	HOU	L	4-5 (11)	8-10	t3	-2	HOU	1½ Gregerson	O'Flaherty	Qualls	18,205	191,572
4/25	19	HOU	L	3-9	8-11	t3	-3	HOU	1½ Feldman	Graveman		24,342	215,914
4/26	20	HOU	L	6-7	8-12	t3	-4	HOU	2½ Sipp	Clippard	Gregerson	22,080	237,994
4/27		OFF DAY				4	-4½	HOU	3				
4/28	21	LAA	W	6-2	9-12	4	-4½	HOU	4 Gray	Weaver		17,674	255,668
4/29	22	LAA	L	3-6	9-13	4	-5½	HOU	4 Morin	Cook	Street	16,212	271,880
4/30	23	LAA	L	5-6	9-14	4	-6½	HOU	4 Richards	Chavez	Street	19,534	291,414
(13 dates)													
5/1	24	at TEX	W	7-5	10-14	4	-6½	HOU	5 Otero	Mendez	Clippard	29,700	318,528
5/2	25	at TEX	L	7-8 (10)	10-15	4	-7½	HOU	6 Kela	Cook		32,207	350,735
5/3	26	at TEX	W	7-1	11-15	3	-7½	HOU	7 Gray	Gallardo		36,006	386,741
5/4	27	at MIN	L	7-8	11-16	4	-7½	HOU	7 Hughes	Hahn	Perkins	20,605	407,346
5/5	28	at MIN	W	2-1	12-16	3	-6½	HOU	6 Chavez	May	Clippard	18,135	425,481
5/6	29	at MIN	L	0-13	12-17	t3	-6½	HOU	5 Gibson	Kazmir		18,866	444,347
5/7	30	at MIN	L	5-6	12-18	t4	-7½	HOU	6 Nolasco	Pomeranz	Perkins	22,379	466,726
5/8	31	at SEA	L	3-4 (11)	12-19	5	-7½	HOU	5 Smith	Otero		25,187	491,913
5/9	32	at SEA	L	2-7	12-20	5	-8½	HOU	6 Happ	Hahn		37,441	529,354
5/10	33	at SEA	L	3-4	12-21	5	-8½	HOU	5 Hernandez	Chavez	Rodney	42,831	572,185
(20 dates)													

DATE	G	OPP	W-L	SCORE	REC	POS	GA/		LEADER		WINNER	LOSER	SAVE	ATT.	CUM. ATT.
							GB	AND LEAD							
5/11	34	BOS	L	4-5 (11)	12-22	5	-9	HOU	5	Barnes	Castro			19,743	311,157
5/12	35	BOS	W	9-2	13-22	5	-8	HOU	4	Pomeranz	Masterson			24,605	335,762
5/13	36	BOS	L	0-2	13-23	5	-9	HOU	4	Miley	Gray	Uehara		22,389	358,151
5/14		OFF DAY					-9½	HOU	4½						
5/15	37	CWS	L	6-7	13-24	5	-10½	HOU	4½	Carroll	Abad	Duke	21,464	379,615	
5/16	38	CWS	L	3-4	13-25	5	-11½	HOU	4½	Danks	Rodriguez	Robertson	28,445	408,060	
5/17	39	CWS	L	3-7	13-26	5	-12½	HOU	5½	Samardzija	Kazmir		33,195	441,255	
(19 dates)															
5/18	40	at HOU	W	2-1	14-26	5	-11½	HOU	5½	Mujica	Thatcher	Clippard	21,724	593,909	
5/19	41	at HOU	L	4-6	14-27	5	-12½	HOU	5½	Hernandez	Gray	Neshek	17,575	611,484	
5/20	42	at HOU	L	1-6	14-28	5	-13½	HOU	5½	Keuchel	Hahn		21,066	632,550	
5/21	43	at TB	L	0-3	14-29	5	-13½	HOU	5½	Colome	Chavez	Boxberger	10,605	643,155	
5/22	44	at TB	L	2-5	14-30	5	-13½	HOU	4½	Archer	Kazmir	Boxberger	12,329	655,484	
5/23	45	at TB	W	5-0	15-30	5	-13½	HOU	5½	Graveman	Karns		15,207	670,691	
5/24	46	at TB	W	7-2	16-30	5	-13½	HOU	6½	Gray	Ramirez		15,692	686,383	
(27 dates)															
5/25	47	DET	W	4-0	17-30	5	-12½	HOU	5½	HAHN	Greene		25,380	466,635	
5/26	48	DET	L	0-1	17-31	5	-13½	HOU	6½	Price	Chavez	Soria	22,758	489,393	
5/27	49	DET	L	2-3	17-32	5	-13½	HOU	6	Ryan	Otero	Soria	20,387	509,780	
5/28	50	NYN	W	5-4	18-32	5	-13	HOU	6	Scribner	Sabathia	Clippard	21,795	531,575	
5/29	51	NYN	W	6-2	19-32	5	-12	HOU	5	Gray	Capuano	Clippard	23,540	555,115	
5/30	52	NYN	L	3-5	19-33	5	-13	HOU	5	Shreve	Hahn	Miller	25,223	580,338	
5/31	53	NYN	W	3-0	20-33	5	-12	HOU	4	Chavez	Warren	Clippard	25,457	605,795	
(26 dates)															
6/1		OFF DAY					-12½	HOU	4						
6/2	54	at DET	W	5-3	21-33	5	-12½	HOU	5	Graveman	Simon	Clippard	28,362	714,745	
6/3	55	at DET	W	6-1	22-33	5	-12½	HOU	6	Gray	Sanchez		30,718	745,463	
6/4	56	at DET	W	7-5	23-33	5	-11½	HOU	5½	Hahn	Greene	Clippard	37,411	782,874	
6/5	57	at BOS	L	2-4	23-34	5	-11½	HOU	4½	Miley	Kazmir	Uehara	34,910	817,784	
6/6	58	at BOS	L	2-4	23-35	5	-11½	HOU	3½	Kelly	Chavez	Uehara	36,713	854,497	
6/7	59	at BOS	L	4-7	23-36	5	-11½	HOU	3½	Wright	Clippard	Layne	36,913	891,410	
(33 dates)															
6/8		OFF DAY					-11	HOU	3						
6/9	60	TEX	L	1-2	23-37	5	-11	HOU	2	Martinez	Gray	Tolleson	14,617	620,412	
6/10	61	TEX	W	5-4	24-37	5	-10	HOU	2	Clippard	Kela		14,290	634,702	
6/11	62	TEX	W	7-0	25-37	5	-9½	HOU	2½	Kazmir	Gonzalez		14,489	649,191	
(29 dates)															
6/12	63	at LAA	L	4-5	25-38	5	-10½	HOU	2½	Alvarez	Scribner	Street	42,113	933,523	
6/13	64	at LAA	L	0-1	25-39	5	-10½	HOU	1½	Wilson	GRAVEMAN	Street	43,548	977,071	
6/14	65	at LAA	W	8-1	26-39	5	-10½	HOU	2½	Gray	Shoemaker		35,143	1,012,214	
6/15	66	at SD	W	9-1	27-39	5	-10½	HOU	2½	Hahn	Ross		30,018	1,042,232	
6/16	67	at SD	W	6-5	28-39	5	-10½	HOU	2½	Scribner	Kimbrel	Clippard	28,482	1,070,714	
(38 dates)															
6/17	68	SD	W	16-2	29-39	5	-10½	HOU	2½	Chavez	Despaigne		20,625	669,816	
6/18	69	SD	L	1-3	29-40	5	-11½	HOU	3½	Kennedy	Graveman	Kimbrel	16,643	686,459	
6/19	70	LAA	L	7-12	29-41	5	-11½	HOU	2½	Salas	Mujica		25,528	711,987	
6/20	71	LAA	W	4-1	30-41	5	-10½	HOU	2½	Hahn	Weaver	Clippard	26,471	738,458	
6/21	72	LAA	W	3-2	31-41	5	-10½	HOU	3½	Kazmir	Richards	Clippard	29,137	767,595	
(34 dates)															
6/22		OFF DAY					-10	HOU	3						
6/23	73	at TEX	W	8-6	32-41	5	-10	HOU	4	Chavez	Gonzalez	Pomeranz	35,889	1,106,603	
6/24	74	at TEX	W	8-2	33-41	5	-9	HOU	4	Graveman	Rodriguez		34,216	1,140,819	
6/25	75	at TEX	W	6-3	34-41	4	-9	HOU	5	Gray	Kela	Clippard	29,251	1,170,070	
(41 dates)															
6/26	76	KC	L	2-5	34-42	5	-9	HOU	5	Volquez	Hahn	Holland	27,365	794,960	
6/27	77	KC	L	2-3	34-43	5	-9	HOU	4	Young	Kazmir	Holland	28,619	823,579	
6/28	78	KC	L	3-5	34-44	5	-10	HOU	4	Guthrie	Chavez	Davis	22,477	846,056	
6/29	79	COL	W	7-1	35-44	5	-10	HOU	4	Graveman	Hale		12,125	858,181	
6/30	80	COL	L	1-2	35-45	5	-11	HOU	4	De La Rosa	Bassitt	Hawkins	19,206	877,387	
7/1	81	COL	W	4-1	36-45	5	-11	HOU	5	Hahn	Bettis	Clippard	17,655	895,042	
7/2	82	SEA	W	4-0	37-45	5	-10½	HOU	5	Kazmir	Elias		13,062	908,104	
7/3	83	SEA	L	5-9	37-46	5	-11½	HOU	5	Happ	Chavez		35,067*	943,171	
7/4	84	SEA	W	2-0	38-46	5	-10½	HOU	4	Graveman	Hernandez	Clippard	18,915	962,086	
7/5	85	SEA	L	1-2	38-47	5	-10½	HOU	3	Montgomery	Bassitt	Rodney	22,163	984,249	
(44 dates)															

Day-By-Day Results, continued

DATE	G	OPP	W-L	SCORE	REC	POS	GA/ GB	LEADER AND LEAD	WINNER	LOSER	SAVE	ATT.	CUM. ATT.	
7/6		OFF DAY			5	-11	HOU	3½						
7/7	86	at NYY	W	4-3 (10)	39-47	5	-10	HOU	2½	Pomeranz	Betances	Clippard	32,337 1,202,407	
7/8	87	at NYY	L	4-5	39-48	5	-10	HOU	1½	Sabathia	Scribner	Miller	41,626 1,244,033	
7/9	88	at NYY	L	2-6	39-49	5	-10	HOU	1½	Tanaka	Chavez		40,084 1,284,117	
7/10	89	at CLE	L	1-5	39-50	5	-10	HOU	½	Salazar	Graveman	Allen	28,539 1,312,666	
7/11	90	at CLE	W	5-4	40-50	5	-9	HOU	½	O'Flaherty	McAllister	Clippard	28,733 1,341,389	
7/12	91	at CLE	W	2-0	41-50	5	-8½	LAA	½	GRAY	Kluber		20,611 1,362,000	
(47 dates)														
7/13-16	ALL-STAR BREAK						5	-8½	LAA	½				
7/17	92	MIN	L	0-5	41-51	5	-9½	LAA	½	Santana	Gray		23,462 1,007,711	
7/18	93	MIN	W	3-2 (10)	42-51	5	-9½	LAA	1½	Pomeranz	Fien		30,778 1,038,489	
7/19	94	MIN	W	14-1	43-51	4	-9	LAA	1	Chavez	Milone		20,286 1,058,775	
7/20		OFF DAY			4	-10	LAA	2						
7/21	95	TOR	L	1-7	43-52	5	-11	LAA	2	Buehrle	Graveman		19,364 1,078,139	
7/22	96	TOR	W	4-3 (10)	44-52	4	-11	LAA	2	Rodriguez	Osuna		18,827 1,096,966	
7/23	97	TOR	L	2-5	44-53	5	-11	LAA	1	Dickey	Otero	Schultz	19,045 1,116,011	
(50 dates)														
7/24	98	at SF	L	3-9	44-54	5	-11	LAA/HOU	-	Peavy	Chavez		42,128 1,404,128	
7/25	99	at SF	L	1-2	44-55	5	-11	LAA/HOU	-	Bumgarner	Bassitt	Casilla	42,162 1,446,290	
7/26	100	at SF	L	3-4	44-56	5	-12	LAA	1	Hudson	Graveman	Casilla	42,034 1,488,324	
7/27		OFF DAY			5	-12	LAA	1						
7/28	101	at LAD	W	2-0	45-56	5	-11	LAA/HOU	-	GRAY	Anderson		50,182 1,538,506	
7/29	102	at LAD	L	7-10	45-57	5	-12	HOU	1	Baez	Pomeranz		51,788 1,590,294	
(52 dates)														
7/30	103	CLE	L	1-3	45-58	5	-13	HOU	2	CARRASCO	Bassitt		13,173 1,129,184	
7/31	104	CLE	L	1-2	45-59	5	-13	HOU	2	Salazar	Mujica	Allen	28,152 1,157,336	
8/1	105	CLE	W	5-1	46-59	5	-13	HOU	3	Brooks	Anderson		19,046 1,176,382	
8/2	106	CLE	W	2-1 (10)	47-59	5	-13	HOU	4	Rodriguez	Allen		21,498 1,197,880	
8/3	107	BAL	L	2-9	47-60	5	-13	HOU	3	Wilson	Chavez		11,476 1,209,356	
8/4	108	BAL	W	5-0	48-60	5	-12	HOU	3	Bassitt	Gonzalez		16,328 1,225,684	
8/5	109	BAL	L	3-7 (10)	48-61	5	-12	HOU	2	Britton	Leon		20,176 1,245,860	
8/6	110	HOU	L	4-5 (10)	48-62	5	-13	HOU	2½	Gregerson	Mujica	Harris	16,172 1,262,032	
8/7	111	HOU	W	3-1	49-62	5	-12	HOU	1½	GRAY	Keuchel		18,908 1,280,940	
8/8	112	HOU	W	2-1	50-62	5	-11	HOU	1½	Chavez	McHugh	Mujica	25,091 1,306,031	
8/9	113	HOU	W	5-4	51-62	5	-10	HOU	½	Abad	Gregerson		20,278 1,326,309	
(61 dates)														

A'S STARTS IN THE BATTING ORDER, 2015

PLAYER	1	2	3	4	5	6	7	8	9
Anderson	-	-	-	-	-	-	-	-	2
Blair	-	-	-	-	-	-	-	1	8
Burns	114	1	-	-	-	-	-	3	-
Butler	-	-	-	74	34	24	11	-	-
Canha	-	57	-	5	3	3	20	18	2
Crisp	8	10	-	-	-	2	3	4	-
Davis	-	1	1	2	26	20	10	1	-
Fuld	26	7	-	-	-	-	1	14	27
Gentry	5	-	-	-	-	-	-	4	7
Ladendorf	-	-	-	-	-	-	-	1	3
Lawrie	-	7	17	-	16	58	49	-	-
Muncy	-	-	-	-	1	9	14	3	-
Parrino	-	-	-	-	-	-	-	1	-
Phegley	-	-	-	4	11	10	18	17	2
Pridie	-	-	-	-	-	-	-	1	-
Reddick	-	3	70	13	15	17	7	10	-
Ross	-	1	-	-	4	-	-	1	-
Semien	7	40	-	-	-	2	5	43	50
Smolinski	-	-	-	-	7	7	10	5	3
Sogard	2	7	-	-	-	1	9	35	48
Valencia	-	-	4	42	1	-	-	-	-
Vogt	-	23	26	8	44	9	5	-	-
Zobrist	-	5	44	14	-	-	-	-	-

DATE	G	OPP	W-L	SCORE	REC	POS	GA/GB	LEADER AND LEAD	WINNER	LOSER	SAVE	ATT.	CUM. ATT.
8/10		OFF DAY					5 -10	HOU	1				
8/11	114	at TOR	L	2-4	51-63	5	-10	HOU	1	Hutchison	Graveman	Osuna	39,381 1,629,675
8/12	115	at TOR	L	3-10	51-64	5	-11	HOU	2	Dickey	Brooks		44,597 1,674,272
8/13	116	at TOR	L	2-4	51-65	5	-11½	HOU	1½	Buehrle	Chavez	Osuna	46,902 1,721,174
8/14	117	at BAL	L	6-8 (13)	51-66	5	-12½	HOU	2½	Garcia	Pomeranz		36,784 1,757,958
8/15	118	at BAL	L	3-4	51-67	5	-12½	HOU	2½	Britton	Venditte		44,028 1,801,986
8/16	119	at BAL	L	2-18	51-68	5	-13½	HOU	3½	Chen	Graveman		28,228 1,830,214
8/17	120	at BAL	L	2-4	51-69	5	-13½	HOU	2½	Tillman	Gray	Britton	22,766 1,852,980
(59 dates)													
8/18	121	LAD	W	5-4 (10)	52-69	5	-13½	HOU	2½	Abad	Garcia		35,067* 1,361,376
8/19	122	LAD	W	5-2	53-69	5	-13½	HOU	2½	Chavez	Wood	Pomeranz	26,122 1,387,498
8/20		OFF DAY					5 -13	HOU	2½				
8/21	123	TB	L	1-2	53-70	5	-14	HOU	3½	Smyly	Bassitt	Boxberger	20,671 1,408,169
8/22	124	TB	L	4-5	53-71	5	-15	HOU	4	Colome	Venditte		35,067* 1,443,236
8/23	125	TB	W	8-2	54-71	5	-15	HOU	4	Rodriguez	Geltz		19,425 1,462,661
(66 dates)													
8/24	126	at SEA	W	11-5	55-71	5	-14	HOU	3½	Mujica	Iwakuma		17,970 1,870,950
8/25	127	at SEA	L	5-6	55-72	5	-15	HOU	4½	Olmos	Chavez	Wilhelmsen	17,498 1,888,448
8/26	128	at SEA	L	2-8	55-73	5	-16	HOU	5½	Hernandez	Bassitt		23,338 1,911,786
8/27		OFF DAY					5 -16	HOU	5				
8/28	129	at ARZ	L	4-6	55-74	5	-16	HOU	4	Delgado	Gray	Ziegler	30,059 1,941,845
8/29	130	at ARZ	W	3-2	56-74	5	-16	HOU	4	Rodriguez	Chafin	Pomeranz	35,990 1,977,835
8/30	131	at ARZ	W	7-4 (11)	57-74	5	-15	HOU	3	Venditte	Ziegler		29,576 2,007,411
(65 dates)													
8/31	132	LAA	W	11-5	58-74	5	-15	HOU	4	Doubront	Santiago		12,054 1,474,715
9/1	133	LAA	L	2-6	58-75	5	-15	HOU	3	Shoemaker	Martin		14,178 1,488,893
9/2	134	LAA	L	4-9	58-76	5	-15	HOU	2	Heaney	Gray		13,392 1,502,285
9/3		OFF DAY					5 -15	HOU	2				
9/4	135	SEA	L	8-11	58-77	5	-16	HOU	3	Ramirez	Brooks	Wilhelmsen	16,382 1,518,667
9/5	136	SEA	L	3-8	58-78	5	-16	HOU	2	Hernandez	Chavez		27,387 1,546,054
9/6	137	SEA	L	2-3	58-79	5	-17	HOU	3	Iwakuma	Nolin	Wilhelmsen	19,534 1,565,588
9/7	138	HOU	W	10-9	59-79	5	-16	HOU	2	Doubront	Fiers	Doolittle	22,214 1,587,802
9/8	139	HOU	W	4-0	60-79	5	-15	HOU	1	Gray	Kazmir		11,364 1,599,166
9/9	140	HOU	L	5-11	60-80	5	-16	HOU	2	McHugh	Brooks		13,387 1,612,553
(75 dates)													
9/10		OFF DAY					5 -16	HOU	2½				
9/11	141	at TEX	L	0-4	60-81	5	-16	HOU	1½	LEWIS	Chavez		28,133 2,035,544
9/12	142	at TEX	W	5-3	61-81	5	-15	HOU	1½	Nolin	Gallardo		30,487 2,066,031
9/13	143	at TEX	L	4-12	61-82	5	-16	HOU	1½	Gonzalez	Doubront		26,131 2,092,162
9/14	144	at CWS	L	7-8 (14)	61-83	5	-16	HOU	½	Jennings	Leon		12,221 2,104,383
9/15	145	at CWS	W	17-6	62-83	5	-15½	TEX	½	Brooks	Samardzija		12,446 2,116,829
9/16	146	at CWS	L	4-9	62-84	5	-16½	TEX	1½	Johnson	Martin		13,005 2,129,834
9/17	147	at CWS	W	4-2	63-84	5	-16½	TEX	2½	Doolittle	Robertson		12,406 2,142,240
9/18	148	at HOU	W	4-3	64-84	5	-15½	TEX	2½	Pomeranz	Neshek	Dull	27,567 2,169,807
9/19	149	at HOU	L	6-10	64-85	5	-16½	TEX	2½	Qualls	Rodriguez		27,044 2,196,851
9/20	150	at HOU	L	1-5	64-86	5	-16½	TEX	1½	McHugh	Brooks		22,453 2,219,304
(75 dates)													
9/21		OFF DAY					5 -16½	TEX	1				
9/22	151	TEX	L	6-8	64-87	5	-17½	TEX	2	Gonzalez	Pomeranz	Tolleson	16,524 1,629,077
9/23	152	TEX	L	3-10	64-88	5	-18½	TEX	3	Lewis	Doubront		16,445 1,645,522
9/24	153	TEX	L	1-8	64-89	5	-19½	TEX	3½	Harnels	Bassitt		14,452 1,659,974
9/25	154	SF	W	5-4	65-89	5	-19½	TEX	4½	Gray	Leake	Doolittle	36,067* 1,696,041
9/26	155	SF	L	10-14	65-90	5	-19½	TEX	3½	Osich	Dull	Casilla	36,067* 1,732,108
9/27	156	SF	L	4-5	65-91	5	-19½	TEX	2½	Heston	Nolin	Casilla	36,067* 1,768,175
(81 dates)													
9/28	157	at LAA	L	4-5	65-92	5	-19½	TEX	1½	Gott	Mujica		31,858 2,251,162
9/29	158	at LAA	L	1-8	65-93	5	-20½	TEX	2	Tropeano	Bassitt		33,470 2,284,632
9/30	159	at LAA	W	8-7	66-93	5	-20½	TEX	2½	Dull	Morin	Doolittle	34,033 2,318,665
10/1		OFF DAY					5 -21	TEX	3				
10/2	160	at SEA	W	4-2	67-93	5	-20	TEX	2	Brooks	Farquhar	Doolittle	26,130 2,344,795
10/3	161	at SEA	W	7-5 (13)	68-93	5	-19	TEX	1	Venditte	Ramirez	Doubront	24,448 2,369,243
10/4	162	at SEA	L	2-3	68-94	5	-20	TEX	2	Kensing	Dull	Wilhelmsen	22,402 2,391,645
(81 dates)													

* indicates sellout. CAPS indicates complete game.

WILD CARD DAY-BY-DAY

DATE	POS	GB	WC1	WC2	DATE	POS	GB	WC1	WC2	DATE	POS	GB	WC1	WC2
7/13-16	12	-8	MIN	HOU	8/14	12	-10	TOR	LAA	9/12	12	-13½	NYN	TEX
7/17	12	-9	MIN	HOU	8/15	12	-10	TOR	LAA	9/13	12	-14½	NYN	TEX
7/18	12	-8	MIN	HOU	8/16	12	-10½	TOR	BAL	9/14	12	-15½	NYN	TEX
7/19	t11	-8	MIN/HOU	-	8/17	12	-11½	TOR	BAL	9/15	12	-15	NYN	HOU
7/20	10	-8	MIN/HOU	-	8/18	12	-11	TOR	LAA	9/16	12	-15	NYN	HOU
7/21	11	-8	HOU	MIN	8/19	12	-11	TOR	LAA	9/17	12	-14	NYN	HOU
7/22	t9	-7	HOU	MIN	8/20	12	-10½	TOR	LAA	9/18	12	-13	NYN	HOU
7/23	11	-8	HOU	MIN	8/21	12	-10½	TOR	LAA	9/19	12	-14	NYN	HOU
7/24	11	-9	HOUorLAA	MIN	8/22	12	-11	TOR	TEX	9/20	12	-15	NYN	HOU
7/25	11	-9	HOUorLAA	MIN	8/23	12	-11	NYN	TEX	9/21	12	-15½	NYN	HOU
7/26	12	-9	HOU	MIN	8/24	12	-10½	TORorNYN	TEX	9/22	12	-15½	NYN	HOU
7/27	t11	-9	HOU	MIN	8/25	12	-10½	NYN	TEX	9/23	12	-15½	NYN	HOU
7/28	11	-8	HOUorLAA	MIN	8/26	12	-11	NYN	MIN	9/24	12	-16	NYN	HOU
7/29	11	-8	LAA	MIN	8/27	12	-11	NYN	TEX	9/25	12	-15	NYN	HOU
7/30	t11	-9	LAA	MIN	8/28	12	-12	NYN	TEX	9/26	12	-16	NYN	HOU
7/31	12	-9	LAA	MIN	8/29	12	-12	NYN	TEX	9/27	12	-17	NYN	HOU
8/1	12	-9	LAA	MIN	8/30	12	-12	NYN	TEX	9/28	12	-18	NYN	HOU
8/2	t11	-8	LAA	MIN	8/31	12	-11	NYN	TEX	9/29	12	-18½	NYN	LAA
8/3	12	-8	LAA	MIN/BAL	9/1	12	-12	NYN	TEX	9/30	12	-18	NYN	HOU
8/4	11	-8	LAA	TOR	9/2	12	-13	NYN	TEX	10/1	12	-18	NYN	HOU
8/5	12	-9	LAA	TOR	9/3	12	-13	NYN	TEX	10/2	12	-18	NYN	HOU
8/6	12	-10	LAA	TOR	9/4	12	-13	NYN	TEX	10/3	12	-18	NYN	HOU
8/7	12	-10	LAA	TOR	9/5	12	-14	NYN	TEX	10/4	12	-18	NYN	HOU
8/8	11	-9½	TOR	LAA	9/6	12	-14	NYN	TEX					
8/9	11	-9½	TOR	LAA	9/7	12	-14	NYN	TEX					
8/10	11	-9	TOR	LAA	9/8	12	-14	NYN	TEX					
8/11	11	-9	TOR	LAA	9/9	12	-14	NYN	TEX					
8/12	11	-9	NYN	LAA	9/10	12	-13½	NYN	TEX					
8/13	t11	-10	NYN	LAA	9/11	12	-14½	NYN	TEX					

POS indicates A's rank among all non-division leaders. GB indicates A's games behind second wild card team or games ahead of third best non-division leader.

MISCELLANEOUS STATS

Multiple Hit Games

PLAYER	2	3	4	5	TOT
Burns	38	9	0	0	47
Butler	25	6	1	0	32
Canha	21	6	1	0	28
Crisp	4	0	1	0	5
Davis	6	2	0	0	8
Fuld	11	2	0	0	13
Lawrie	30	9	1	0	40
Muncy	3	0	0	0	3
Phegley	13	1	0	0	14
Reddick	27	8	1	0	36
Semien	22	7	0	0	29
Smolinski	1	1	0	0	2
Sogard	20	2	0	0	22
Valencia	10	3	0	0	13
Vogt	20	11	0	0	31
Zobrist	14	4	0	0	18

Multiple RBI Games

PLAYER	2	3	4	5	6	TOT
Burns	6	1	0	0	0	7
Butler	9	4	1	0	0	14
Canha	8	5	3	0	0	16
Crisp	1	0	0	0	0	1
Davis	2	0	1	0	0	3
Fuld	5	0	0	0	0	5
Ladendorff	1	0	0	0	0	1
Lawrie	7	2	2	0	0	11
Muncy	1	0	0	0	0	1
Phegley	5	3	0	0	0	8
Reddick	8	7	3	0	0	18
Ross	1	0	0	0	0	1
Semien	10	1	0	0	0	11
Smolinski	3	1	1	0	0	5
Sogard	4	4	0	0	0	8
Valencia	6	3	1	0	0	10
Vogt	11	5	1	2	0	19
Zobrist	5	2	1	0	0	8

Game Tying/Go Ahead RBI

PLAYER	GT	GA	TOT
Anderson	0	1	1
Blair	0	1	1
Burns	5	11	16
Butler	7	12	19
Canha	4	11	15
Crisp	0	3	3
Davis	0	4	4
Fuld	1	2	3
Gentry	2	0	2
Ladendorff	0	1	1
Lawrie	9	8	17
Muncy	1	2	3
Phegley	5	7	12
Reddick	11	13	24
Semien	2	11	13
Smolinski	4	3	7
Sogard	5	7	12
Valencia	2	11	13
Vogt	7	15	22
Zobrist	1	15	16

CLUB STATISTICS

AL West	Home		Road		Totals	
	W	L	W	L	W	L
vs. Houston	5	5	4	5	9	10
vs. Los Angeles	4	5	4	6	8	11
vs. Seattle	3	7	3	6	6	13
vs. Texas	4	6	6	3	10	9
Totals vs. West	16	23	17	20	33	43

AL Central	W	L	W	L	W	L
	vs. Chicago	0	3	2	2	2
vs. Cleveland	2	2	2	1	4	3
vs. Detroit	1	2	3	0	4	2
vs. Kansas City	0	3	1	2	1	5
vs. Minnesota	2	1	1	3	3	4
Totals vs. Central	5	11	9	8	14	19

AL East	W	L	W	L	W	L
	vs. Baltimore	1	2	0	4	1
vs. Boston	1	2	0	3	1	5
vs. New York	3	1	1	2	4	3
vs. Tampa Bay	1	2	2	2	3	4
vs. Toronto	1	2	0	3	1	5
Totals vs. East	7	9	3	14	10	23
Totals vs. AL	28	43	29	42	57	85

National League	W	L	W	L	W	L
	vs. Arizona	0	0	2	1	2
vs. Colorado	2	1	0	0	2	1
vs. Los Angeles	2	0	1	1	3	1
vs. San Diego	1	1	2	0	3	1
vs. San Francisco	1	2	0	3	1	5
Totals vs. NL	6	4	5	5	11	9
Overall Totals	34	47	34	47	68	94

	Home		Road		Totals	
	W	L	W	L	W	L
Shutouts	10	3	5	5	15	8
Sho-Individual	1	0	2	1	3	1
Extra Innings	4	6	3	4	7	10
One-Run Decisions	11	20	8	15	19	35
Two-Run Decisions	2	7	10	11	12	18
vs. LH Starters	11	16	4	16	15	32
vs. RH Starters	23	31	30	31	53	62
Grass Fields	34	47	32	42	66	89
Artificial Fields	0	0	2	5	2	5
Day Games	14	20	11	16	25	36
Night Games	20	27	23	31	43	58

	Oak	Opp.
	Double Plays	154
Triples Plays	0	0
Left On Base	1102	1065
Grand Slams	6	4
Home Runs - Home	60	79
Home Runs - Road	86	93

REVIEW

HIGHS AND LOWS

CLUB

Longest Winning Streak	5, June 20 to 25
Longest Winning Streak, Home	5, August 7 to 19
Longest Winning Streak, Road	7, June 14 to July 7
Longest Losing Streak	7, August 11 to 17
Longest Losing Streak, Home	5, April 11 to 26
	5, September 1 to 6
Longest Losing Streak, Road	8, July 29 to August 17
Most Runs, Game, A's	17, September 15 at Chicago (AL)
Most Runs, Game, Opponents	18, August 16 at Baltimore
Most Runs, Inning, A's	10, September 15 at Chicago (AL) (4th)
Most Runs, Inning, Opponents	9, August 16 at Baltimore (5th)
Largest Margin, Victory	14, June 17 vs. San Diego (16-2)
Largest Margin, Loss	16, August 16 at Baltimore (18-2)
Most Hits, Game, A's	20, June 17 vs. San Diego
Most Hits, Game, Opponents	26, August 16 at Baltimore
Most Hits, Inning, A's	8, June 17 vs. San Diego (8th)
	8, August 23 vs. Tampa Bay (7th)
	8, September 15 at Chicago (AL) (4th)
Most Hits, Inning, Opponents	10, August 16 at Baltimore (5th)
Most Home Runs, Game, A's	5, July 19 vs. Minnesota
Most Home Runs, Game, Opponents	5, September 30 at Los Angeles (AL)
Most Doubles, Game, A's	5 (seven times), last: September 15 at Chicago (AL)
Most Doubles, Game, Opponents	7, August 16 at Baltimore
Most Triples, Game, A's	2 (four times), last: September 22 vs. Texas
Most Triples, Game, Opponents	1 (13 times), last: September 29 at Los Angeles (AL)

Highs and Lows, continued

Most Stolen Bases, Game, A's	4, April 22 at Los Angeles (AL)
Most Stolen Bases, Game, Opponents	4, April 26 vs. Houston
Most Strikeouts, A's Pitchers	19, September 14 at Chicago (AL)
Most Strikeouts, Opponents Pitchers	16, September 14 at Chicago (AL)
Most Walks, A's Pitchers	10, September 14 at Chicago (AL)
Most Walks, Opponents Pitchers	9, September 7 vs. Houston
Fewest Hits Allowed, A's Pitchers	1, April 6 vs. Texas
	1, April 23 at Los Angeles (AL)
	1, June 11 vs. Texas
Fewest Hits Allowed, Opponents Pitchers	1, July 31 vs. Cleveland
Most Left on Base, Nine Inning Game	13, May 15 vs. Chicago (AL)
Most Left on Base, Extra Inning Game	14, August 30 at Arizona
Fewest Left on Base, Game	2 (four times), last: September 11 at Texas
Most Errors, Game	4, May 9 at Seattle
	4, May 17 vs. Chicago (AL)
	4, June 19 vs. Los Angeles (AL)
Largest Comeback in Win	5, May 1 at Texas
	5, August 24 at Seattle
Largest Lead Surrendered in Loss	5, June 19 vs. Los Angeles (AL)
	5, August 25 at Seattle

INDIVIDUAL

Grand Slams	Stephen Vogt, May 4 at Minnesota (Phil Hughes)
	Ben Zobrist, June 2 at Detroit (Angel Nesbitt)
	Stephen Vogt, June 15 at San Diego (Cory Mazzoni)
	Brett Lawrie, June 24 at Texas (Wandy Rodriguez)
	Josh Reddick, July 19 vs. Minnesota (J.R. Graham)
	Danny Valencia, September 4 vs. Seattle (Edgar Olmos)
Pinch Hit Home Runs	None
Lead Off Home Runs	Billy Burns, May 24 at Tampa Bay (Erasmus Ramirez)
	Billy Burns, August 26 at Seattle (Felix Hernandez)
Inside-The-Park Home Runs	None
Game Ending Home Runs	None
Back-to-Back Home Runs	Ike Davis and Stephen Vogt, April 17 at Kansas City
	Brett Lawrie and Josh Phegley, June 12 at Los Angeles (AL)
	Billy Butler and Jake Smolinski, July 19 vs. Minnesota
	Josh Reddick and Danny Valencia, September 18 at Houston
Longest Hitting Streak	16, Billy Burns, June 10 to 28
Most Runs, Game	3 (16 times), last: Semien, Reddick and Phegley, Sept. 15 at Chicago (AL)
Most Hits, Game	4 (five times), last: 4, Mark Canha, August 18 vs. Los Angeles (NL)
Most Doubles, Game	3, Coco Crisp, August 14 at Baltimore
Most Triples, Game	1 (46 times), last: Craig Gentry, October 4 at Seattle
Most Home Runs, Game	2, Stephen Vogt, April 17 at Kansas City
	2, Stephen Vogt, May 3 at Texas
	2, Marcus Semien, May 10 at Seattle
	2, Jake Smolinski, July 19 vs. Minnesota
	2, Danny Valencia, September 18 at Houston
Most Runs Batted In, Game	5, Stephen Vogt, May 4 at Minnesota
	5, Stephen Vogt, June 15 at San Diego
Most Walks, Game	4, Ben Zobrist, June 15 at San Diego
Most Strikeouts, Game	4, Brett Lawrie, April 7 vs. Texas
	4, Craig Gentry, April 21 at Los Angeles (AL)
Most Stolen Bases, Game	2 (five times), last: Josh Reddick, September 24 vs. Texas
Longest Winning Streak	4, Sonny Gray, April 6 to May 3
	4, Fernando Rodriguez, July 22 to August 29
Longest Losing Streak	5, Kendall Graveman, July 10 to present
Most Strikeouts, Game	11, Jesse Chavez, June 17 vs. San Diego
Most Walks, Game	7, Sonny Gray, May 3 at Texas
Most Innings, Game, Starter	9.0 (four times), last: Sonny Gray, August 7 vs. Houston
Most Innings, Game, Reliever	6.1, Felix Doubront, August 12 at Toronto
Low Hit Complete Game	2, Sonny Gray, July 12 at Cleveland
Most Consecutive Scoreless Innings	19.0, Kendall Graveman, June 24 to July 10
Most Consecutive Batters Retired	18, Ryan Dull, Sept. 1 to 12

GENERAL

Longest Game, Innings	14, September 14 at Chicago (AL)
Longest Game, Time, Nine Innings	3:53, September 7 vs. Houston
Longest Game, Time, Extra Innings	5:09, September 14 at Chicago-AL (14)
Shortest Game, Time	2:06, April 28 vs. Los Angeles (AL)
Largest Crowd, Home	36,067 (four times), last: September 27 vs. San Francisco
Smallest Crowd, Home	11,364, September 8 vs. Houston
Largest Crowd, Road	51,788, July 29 at Los Angeles (NL)
Smallest Crowd, Road	10,605, May 21 at Tampa Bay
Postponement, Rain, Home	None
Postponement, Rain, Road	None

DESIGNATED HITTING STATISTICS

BATTER	AVG	G	AB	R	H	TB	2B	3B	HR	RBI	SH	SF	HP	BB	IBB	SO	SB	CS	DP	SLG	OBP
Butler,B	.250	136	505	60	126	198	28	1	14	61	0	4	7	49	4	99	0	0	26	.392	.322
Canha,M	.000	2	6	1	0	0	0	0	0	0	0	0	0	2	0	1	0	0	0	.000	.250
Davis,I	.000	1	3	0	0	0	0	0	0	0	0	0	0	0	0	2	0	0	0	.000	.000
Fuld,S	1.000	4	1	0	1	2	1	0	0	0	0	0	0	0	0	0	0	0	0	2.000	1.000
Gentry,C	.000	1	0	0	0	0	0	0	0	0	0	0	0	0	0	0	0	0	0	.000	.000
Lawrie,B	.000	1	4	1	0	0	0	0	0	0	0	0	0	1	0	3	0	0	0	.000	.200
Muncy,M	.000	1	1	0	0	0	0	0	0	0	0	0	0	0	0	0	0	0	0	.000	.000
Pridie,J	.000	1	1	0	0	0	0	0	0	0	0	0	0	0	0	0	0	0	0	.000	.000
Reddick,J	.167	2	6	0	1	1	0	0	0	0	0	0	0	1	0	1	0	0	0	.167	.286
Ross,C	.000	1	0	0	0	0	0	0	0	0	0	0	0	1	0	0	0	0	0	.000	1.000
Sogard,E	.000	3	1	1	0	0	0	0	0	0	1	0	0	0	0	1	0	0	0	.000	.000
Valencia,D	.375	2	8	0	3	5	2	0	0	3	0	0	0	0	0	3	0	0	0	.625	.375
Vogt,S	.227	8	22	1	5	6	1	0	0	1	0	0	0	5	0	8	0	1	0	.273	.370
Zobrist,B	.375	4	16	4	6	8	2	0	0	1	0	0	0	3	0	1	0	0	1	.500	.474
TOTALS	.247		574	68	142	220	34	1	14	66	1	4	7	62	4	119	0	1	27	.383	.326

PINCH HITTING STATISTICS

BATTER	AVG	G	AB	R	H	TB	2B	3B	HR	RBI	SH	SF	HP	BB	IBB	SO	SB	CS	DP	SLG	OBP
Anderson,B	1.000	1	1	0	1	1	0	0	0	0	0	0	0	0	0	0	0	0	0	1.000	1.000
Burns,B	.000	4	3	0	0	0	0	0	0	0	0	0	1	0	0	0	0	0	0	.000	.250
Butler,B	.429	8	7	1	3	3	0	0	0	1	0	0	0	1	0	2	0	0	0	.429	.500
Canha,M	.000	11	11	0	0	0	0	0	0	1	0	0	0	0	0	6	0	0	0	.000	.000
Crisp,C	.400	17	15	5	6	7	1	0	0	4	0	0	0	2	0	6	0	0	0	.467	.471
Davis,I	.333	8	6	0	2	2	0	0	0	1	0	0	0	2	0	2	0	0	0	.333	.500
Fuld,S	.083	13	12	1	1	1	0	0	0	0	0	0	0	1	0	2	0	0	0	.083	.154
Gentry,C	.500	3	2	1	1	1	0	0	0	1	0	1	0	0	0	1	0	0	0	.500	.333
Ladendorf,T	.667	3	3	0	2	2	0	0	0	0	0	0	0	0	0	1	0	0	0	.667	.667
Lawrie,B	.000	1	0	0	0	0	0	0	0	0	0	0	0	1	0	0	0	0	0	.000	1.000
Muncy,M	.222	11	9	1	2	2	0	0	0	0	0	0	0	1	0	2	0	0	0	.222	.300
Parrino,A	.000	2	2	0	0	0	0	0	0	0	0	0	0	0	0	1	0	0	0	.000	.000
Phegley,J	.250	8	8	1	2	2	0	0	0	1	0	0	0	0	0	3	0	0	0	.250	.250
Pridie,J	.000	4	4	0	0	0	0	0	0	0	0	0	0	0	0	2	0	0	0	.000	.000
Reddick,J	.333	13	12	0	4	5	1	0	0	2	0	0	0	1	0	1	0	0	0	.417	.385
Ross,C	.000	3	2	0	0	0	0	0	0	0	0	0	0	1	0	1	0	0	0	.000	.333
Semien,M	.429	8	7	1	3	6	1	1	0	0	0	0	0	1	0	2	0	0	0	.857	.500
Smolinski,J	.286	9	7	0	2	3	1	0	0	1	0	0	0	1	0	1	0	1	0	.429	.375
Sogard,E	.286	9	7	1	2	2	0	0	0	1	0	0	0	2	0	2	0	0	0	.286	.444
Vogt,S	.200	21	15	1	3	5	0	1	0	1	0	1	0	5	1	6	0	0	0	.333	.381
Zobrist,B	.000	4	4	0	0	0	0	0	0	0	0	0	0	0	0	2	0	0	0	.000	.000
TOTALS	.248		137	13	34	42	4	2	0	14	0	2	1	19	1	43	0	1	0	.307	.340

BATTING WITH RISP

PLAYER	AVG	AB	H	2B	3B	HR	TOT		SP		MOB	BB	IBB	SO	SH	SF	GIDP
							RBI	RBI	MISP	RBI							
Anderson,B	.000	0	0	0	0	0	1	1	1	1	0	0	0	0	1	0	0
Bassitt,C	.000	2	0	0	0	0	0	0	2	3	0	0	1	0	0	0	0
Blair,C	.400	5	2	0	0	0	2	2	7	11	1	0	2	0	0	1	0
Burns,B	.305	95	29	4	2	0	33	30	127	182	6	1	14	1	2	0	0
Butler,B	.255	145	37	5	0	5	48	40	189	261	17	4	32	0	4	11	0
Canha,M	.283	113	32	9	2	4	51	40	149	206	12	0	18	0	3	1	0
Chavez,J	.000	0	0	0	0	0	0	0	2	3	0	0	0	2	0	0	0
Crisp,C	.152	33	5	1	0	0	6	6	47	74	6	0	6	0	0	2	0
Davis,I	.250	48	12	4	0	0	14	14	63	86	4	0	9	0	2	0	0
Fuld,S	.197	66	13	3	0	0	19	18	95	139	8	1	16	0	1	2	0
Gentry,C	.154	13	2	0	1	0	3	3	19	28	1	0	3	0	1	0	0
Gray,S	.000	3	0	0	0	0	0	0	3	3	0	0	2	0	0	0	0
Hahn,J	.000	2	0	0	0	0	0	0	3	4	0	0	1	0	0	0	0
Kazmir,S	1.000	1	1	0	0	0	1	1	1	2	0	0	0	0	0	0	0
Ladendorf,T	.000	7	0	0	0	0	1	1	9	15	0	0	1	0	0	0	0
Lawrie,B	.259	143	37	9	2	3	44	37	183	260	5	1	34	2	4	3	0
Muncy,M	.148	27	4	2	0	0	4	4	37	57	5	0	8	0	1	0	0
Parrino,A	.000	2	0	0	0	0	0	0	3	5	1	0	2	0	0	0	0
Phegley,J	.306	49	15	6	1	1	19	17	70	95	4	0	16	0	1	0	0
Pridie,J	.000	3	0	0	0	0	0	0	3	3	0	0	2	0	0	0	0
Reddick,J	.289	135	39	5	2	6	57	46	175	244	16	1	17	1	2	5	0
Ross,C	.100	10	1	0	0	0	3	3	13	19	1	0	4	0	0	0	0
Semien,M	.208	144	30	3	2	2	28	24	198	276	15	1	40	1	1	5	0
Smolinski,J	.250	24	6	3	0	1	13	10	35	51	2	0	4	0	2	0	0
Sogard,E	.277	94	26	4	1	0	35	33	124	178	10	1	12	1	1	4	0
Valencia,D	.273	44	12	2	1	2	22	16	65	91	6	3	12	0	1	2	0
Venditte,P	.000	1	0	0	0	0	0	0	1	2	0	0	1	0	0	0	0
Vogt,S	.316	114	36	6	1	9	59	44	161	224	17	6	31	0	8	3	0
Zobrist,B	.246	57	14	3	0	3	25	19	82	115	13	2	6	0	3	3	0
ATHLETICS	.256	1380	353	69	15	36	488	409	1867	2638	150	21	294	8	38	42	0

BATTING WITH THE BASES LOADED

PLAYER	AVG	AB	H	2B	3B	HR	TOT		SP		MOB	BB	IBB	SO	SH	SF	GIDP
							RBI	RBI	MISP	RBI							
Blair,C	.000	1	0	0	0	0	0	0	2	3	0	0	1	0	0	0	0
Burns,B	.417	12	5	1	1	0	12	11	28	42	1	0	0	0	1	0	0
Butler,B	.444	9	4	1	0	0	9	9	24	36	0	0	1	0	3	2	0
Canha,M	.500	6	3	1	1	0	8	6	14	21	0	0	0	0	0	0	0
Crisp,C	.250	4	1	1	0	0	3	3	10	15	1	0	0	0	0	0	0
Davis,I	.250	4	1	1	0	0	3	3	10	15	0	0	0	0	1	0	0
Fuld,S	.417	12	5	0	0	0	10	10	26	39	1	0	2	0	0	0	0
Gentry,C	.000	2	0	0	0	0	1	1	6	9	0	0	0	0	1	0	0
Hahn,J	.000	1	0	0	0	0	0	0	2	3	0	0	0	0	0	0	0
Ladendorf,T	.000	2	0	0	0	0	1	1	4	6	0	0	0	0	0	0	0
Lawrie,B	.308	13	4	1	0	1	11	9	28	42	0	0	1	0	1	1	0
Muncy,M	.000	3	0	0	0	0	2	2	8	12	0	0	1	0	1	0	0
Phegley,J	.000	2	0	0	0	0	1	1	6	9	0	0	2	0	0	0	0
Reddick,J	.667	12	8	0	1	1	19	16	28	42	1	0	0	0	1	1	0
Ross,C	.000	1	0	0	0	0	1	1	2	3	0	0	0	0	0	0	0
Semien,M	.174	23	4	0	0	0	7	7	48	72	0	0	6	0	1	1	0
Smolinski,J	.250	4	1	1	0	0	5	4	10	15	0	0	1	0	1	0	0
Sogard,E	.714	7	5	3	0	0	11	10	16	24	1	0	0	0	0	1	0
Valencia,D	.333	9	3	1	0	1	8	6	18	27	0	0	3	0	0	1	0
Vogt,S	.250	12	3	0	0	2	14	10	30	45	0	0	5	0	3	1	0
Zobrist,B	.250	4	1	0	0	1	6	4	12	18	2	0	1	0	0	1	0
ATHLETICS	.336	143	48	11	3	6	132	114	332	498	7	0	24	0	14	9	0

BATTING AND PITCHING BREAKDOWN

BATTING

Total	AVG	G	AB	R	H	HR	RBI
Before ASB	.256	91	3136	390	803	74	370
After ASB	.244	71	2464	304	602	72	291
Home	.257	81	2752	351	708	60	336
Away	.245	81	2848	343	697	86	325
Day	.243	61	2055	240	499	39	224
Night	.256	101	3545	454	906	107	437
vs. Left	.254	-	1549	-	393	40	178
vs. Right	.250	-	4051	-	1012	106	483
April	.265	23	804	110	213	18	105
May	.251	30	1042	112	262	28	105
June	.263	27	933	134	245	22	127
July	.224	24	795	76	178	15	73
August	.259	28	969	117	251	24	114
September	.240	27	942	132	226	35	125
October	.261	3	115	13	30	4	12
Baltimore	.234	7	244	23	57	7	23
Boston	.254	6	213	21	54	5	19
Chicago	.255	7	263	44	67	11	41
Cleveland	.175	7	217	17	38	2	14
Detroit	.231	6	199	24	46	2	23
Houston	.243	19	641	77	156	20	75
Kansas City	.215	6	195	18	42	4	16
Los Angeles	.248	19	652	86	162	18	80
Minnesota	.255	7	247	31	63	9	31
New York	.251	7	235	27	59	7	27
Seattle	.274	19	696	87	191	20	84
Tampa Bay	.255	7	239	27	61	6	26
Texas	.255	19	660	95	168	18	88
Toronto	.235	6	200	14	47	1	14
Arizona	.288	3	118	14	34	3	13
Colorado	.260	3	96	12	25	3	12
Los Angeles (NL)	.285	4	137	19	39	2	18
San Diego	.319	4	144	32	46	4	32
San Francisco	.245	6	204	26	50	4	25

PITCHING

Total	ERA	W	L	INN	H	R	ER	HR
Before ASB	3.37	41	50	806.0	717	346	302	72
After ASB	5.10	27	44	638.2	685	383	362	100
Home	3.68	34	47	742.0	670	340	303	79
Away	4.62	34	47	702.2	732	389	361	93
Day	4.03	25	36	540.0	517	270	242	64
Night	4.20	43	58	904.2	885	459	422	108
Starter	3.91	47	63	935.2	906	448	406	178
Reliever	4.56	21	31	509.0	496	281	258	74
April	3.65	9	14	207.0	178	99	84	19
May	3.61	11	19	264.0	248	122	106	23
June	3.06	15	12	238.0	219	90	81	21
July	3.48	10	14	212.0	188	88	82	21
August	4.30	13	15	253.0	247	132	121	37
September	6.73	8	19	240.2	298	188	180	48
October	3.00	2	1	30.0	24	10	10	3
Baltimore	6.51	1	6	65.0	87	50	47	14
Boston	3.74	1	5	53.0	55	24	22	3
Chicago	4.86	2	5	66.2	76	43	36	9
Cleveland	2.14	4	3	63.0	44	16	15	3
Detroit	2.00	4	2	54.0	40	13	12	2
Houston	4.31	9	10	169.0	160	90	81	28
Kansas City	3.63	1	5	52.0	57	23	21	3
Los Angeles	4.80	8	11	165.0	165	97	88	17
Minnesota	4.87	3	4	61.0	56	36	33	6
New York	3.05	4	3	62.0	55	25	21	7
Seattle	4.19	6	13	174.0	161	90	81	22
Tampa Bay	2.66	3	4	61.0	56	19	18	8
Texas	4.58	10	9	169.0	165	89	86	21
Toronto	5.37	1	5	52.0	53	33	31	10
Arizona	2.57	2	1	28.0	28	12	8	2
Colorado	1.33	2	1	27.0	19	4	4	1
Los Angeles (NL)	3.75	3	1	36.0	24	16	15	3
San Diego	2.50	3	1	36.0	26	11	10	6
San Francisco	6.18	1	5	51.0	75	38	35	7

REVIEW

PLAYER TRANSACTIONS

- Feb. 26 Chad Smith claimed off waivers from Detroit; Taylor Thompson placed on the 60-day disabled list (right shoulder strain)
- Feb. 27 Alex Hassan claimed off waivers from Baltimore; A.J. Griffin placed on the 60-day disabled list (Tommy John surgery recovery)
- March 15 Eury De La Rosa, Arnold Leon and Chad Smith optioned to Nashville; Raul Alcantara optioned to Midland
- March 16 Rangel Ravelo optioned to Nashville, Renato Nuñez optioned to Midland
- March 24 Ryan Cook optioned to Nashville
- March 29 Chris Bassitt and Alex Hassan optioned to Nashville
- April 4 Josh Reddick placed on the 15-day disabled list retroactive to March 27 (strained right oblique); Coco Crisp (right elbow surgery), Sean Doolittle (strained left rotator cuff), Nate Freiman (strained lumbar muscle), Sean Nolin (bilateral core surgery recovery) and Jarrod Parker (Tommy John surgery recovery) placed on the 15-day disabled list

OPENING DAY ROSTER

- Pitchers (12):** Fernando Abad, R.J. Alvarez, Jesse Chavez, Tyler Clippard, Kendall Graveman, Sonny Gray, Jesse Hahn, Scott Kazmir, Eric O'Flaherty, Dan Otero, Drew Pomeranz, Evan Scribner
- Catchers (2):** Josh Phegley, Stephen Vogt
- Infielders (8):** Billy Butler, Mark Canha, Ike Davis, Tyler Ladendorf, Brett Lawrie, Marcus Semien, Eric Sogard, Ben Zobrist
- Outfielders (3):** Billy Burns, Sam Fuld, Craig Gentry

- April 8 Free agent Cody Ross agrees to terms; Billy Burns optioned to Nashville; Alex Hassan designated for assignment
- April 9 Alex Hassan claimed off waivers by Texas; Josh Reddick assigned to Stockton on a rehab assignment

Player Transactions, continued

April 12	Josh Reddick reinstated from the disabled list; Tyler Ladendorf optioned to Nashville		Sean Doolittle and Ben Zobrist transferred to Nashville on rehab
April 22	Arnold Leon recalled from Nashville; R.J. Alvarez optioned to Nashville	May 23	Coco Crisp placed on the 15-day disabled list retroactive to May 20 (cervical strain); Kendall Graveman recalled from Nashville
April 23	Chris Bassitt recalled from Nashville; Arnold Leon optioned to Nashville; Jarrod Parker assigned to Stockton on a rehab assignment	May 25	Ben Zobrist reinstated from the disabled list; Craig Gentry optioned to Nashville
April 25	Ben Zobrist placed on the 15-day disabled list (left medial meniscus tear); Max Muncy selected from Nashville; Eury De La Rosa designated for assignment	May 26	Sean Doolittle reinstated from the disabled list; Angel Castro optioned to Nashville
April 26	Kendall Graveman optioned to Nashville; Ryan Cook recalled from Nashville	May 27	Eric O'Flaherty sent to Nashville on a rehab assignment
April 30	Eury De La Rosa claimed off waivers by the Los Angeles Dodgers	May 30	Sean Doolittle placed on the 15-day disabled list retroactive to May 28 (strained left shoulder); Angel Castro recalled from Nashville; Eric O'Flaherty transferred to Stockton on rehab
May 1	Coco Crisp assigned to Stockton on a rehab assignment	May 31	Drew Pomeranz assigned to Stockton on rehab
May 2	Eric O'Flaherty placed on the 15-day disabled list (strained left shoulder); Cody Ross designated for assignment; R.J. Alvarez and Billy Burns recalled from Nashville; Alex Hassan claimed off waivers from Texas and optioned to Nashville	June 2	Eric O'Flaherty reinstated from the disabled list; Angel Castro optioned to Nashville; A.J. Griffin sent to Stockton on a rehab assignment
May 3	Chad Smith recalled from Nashville; Ryan Cook optioned to Nashville; Jarrod Parker transferred to Nashville on rehab	June 3	Drew Pomeranz reinstated from the disabled list; Arnold Leon optioned to Nashville
May 4	Nate Freiman assigned to Nashville on a rehab assignment	June 5	Pat Venditte selected from Nashville; Dan Otero optioned to Nashville; Coco Crisp transferred to the 60-day disabled list
May 5	Sean Nolin assigned to Nashville on a rehab assignment; Cody Ross released	June 12	Arnold Leon recalled from Nashville; Pat Venditte placed on the 15-day disabled list retroactive to June 11 (strained right shoulder); A.J. Griffin transferred to Nashville on rehab; Ike Davis assigned to Nashville on a rehab assignment
May 6	Coco Crisp reinstated from the disabled list; Craig Gentry optioned to Nashville	June 13	A.J. Griffin reinstated from the disabled list and optioned to Nashville; Sean Doolittle transferred to the 60-day disabled list
May 7	Fernando Rodriguez selected from Nashville; Chad Smith designated for assignment	June 15	Edward Mujica assigned to Stockton on a rehab assignment
May 8	Angel Castro selected from Nashville; R.J. Alvarez optioned to Nashville; Alex Hassan designated for assignment; Chad Smith traded to the Los Angeles Angels for cash considerations	June 18	Ike Davis and Edward Mujica reinstated from the disabled list; Arnold Leon optioned to Nashville; Andy Parrino designated for assignment
May 9	Nate Freiman reinstated from the disabled list and optioned to Nashville; Edward Mujica and cash considerations acquired from Boston for a player to be named later or cash considerations; Jarrod Parker returned from rehab assignment and transferred to the 60-day disabled list	June 21	Jake Smolinski claimed off waivers from the Texas Rangers and optioned to Nashville
May 11	Chris Bassitt optioned to Nashville	June 22	Andy Parrino outrighted to Nashville
May 12	Alex Hassan released	June 30	Chris Bassitt recalled from Nashville; Max Muncy optioned to Nashville
May 14	Sean Doolittle assigned to Stockton on a rehab assignment	July 2	Cody Martin acquired from the Atlanta Braves for international bonus slot 53 and assigned to Nashville; Nate Freiman designated for assignment
May 15	Sean Nolin reinstated from the disabled list and optioned to Nashville	July 5	Chris Bassitt optioned to Nashville; Nate Freiman outrighted to Nashville
May 17	Ike Davis placed on the 15-day disabled list retroactive to May 14 (strained left quad); Craig Gentry recalled from Nashville	July 7	Jesse Hahn placed on the 15-day disabled list retroactive to July 6 (right forearm strain); Chris Bassitt recalled from Nashville
May 19	Sean Doolittle transferred to Midland on rehab; Ben Zobrist assigned to Stockton on a rehab assignment	July 11	Dan Otero recalled from Nashville; Chris Bassitt optioned to Nashville
May 20	Drew Pomeranz placed on the 15-day disabled list retroactive to May 19 (sprained left AC joint); Arnold Leon recalled from Nashville	July 12	Taylor Thompson sent to Stockton on a rehab assignment
May 22	Edward Mujica placed on the 15-day disabled list (fractured right thumb); Andy Parrino selected from Nashville; Tyler Ladendorf recalled from Nashville and placed on the 60-day disabled list (left ankle surgery);	July 23	Scott Kazmir traded to the Houston Astros for minor league RHP Daniel Mengden and minor league C Jacob Nottingham; Arnold Leon recalled from Nashville; Pat Venditte sent to Stockton on a rehab assignment

July 24	Angel Castro recalled from Nashville; Arnold Leon optioned to Nashville	Pridie selected from Nashville; Jesse Hahn transferred to the 60-day disabled list; A.J. Griffin recalled from Nashville and placed on the 60-day DL (strained right shoulder); Angel Castro outrighted to Nashville
July 25	Chris Bassitt recalled from Nashville; Angel Castro optioned to Nashville	Sept. 2 Cody Martin optioned to Nashville
July 27	Tyler Clippard and cash traded to the New York Mets for minor league RHP Casey Meisner; Coco Crisp assigned to Stockton on a rehab assignment	Sept. 4 Sean Nolin recalled from Nashville
July 28	Ben Zobrist and cash traded to the Kansas City Royals for RHP Aaron Brooks and minor league LHP Sean Manaea; R.J. Alvarez and Max Muncy recalled from Nashville	Sept. 8 Craig Gentry and Max Muncy recalled from Nashville
July 31	Felix Doubront acquired from the Toronto Blue Jays for cash considerations; Ryan Cook traded to the Boston Red Sox for a player to be named later or cash; Pat Venditte transferred to Nashville on rehab	Sept. 10 Daniel Coulombe acquired from the Los Angeles Dodgers for cash considerations; Evan Scribner placed on the 60-day disabled list (torn right lat muscle)
Aug. 1	Aaron Brooks recalled from Nashville; Eric O'Flaherty designated for assignment; Taylor Thompson transferred to Nashville on rehab	Sept. 16 Cody Martin recalled from Nashville; Barry Zito selected from Nashville; Jesse Chavez placed on the 60-day disabled list (fractured rib)
Aug. 2	R.J. Alvarez optioned to Nashville	Sept. 20 Bryan Anderson selected from Nashville; Kendall Graveman transferred to the 60-day disabled list
Aug. 3	Coco Crisp reinstated from the disabled list; Arnold Leon recalled from Nashville; Danny Valencia claimed off waivers from Toronto; Pat Venditte reinstated from the disabled list and optioned to Nashville; Jake Smolinski and Dan Otero optioned to Nashville	Oct. 19 Cody Martin claimed off waivers by Seattle; Pat Venditte claimed off waivers by Toronto; Jason Pridie released; Bryan Anderson outrighted to Nashville
Aug. 4	Max Muncy optioned to Nashville; Eric O'Flaherty traded with cash to the New York Mets for a PTBNL or cash	Nov. 2 Edward Mujica and Barry Zito elected free agency
Aug. 7	Minor league RHP Dawrin Frias acquired from the New York Mets as the PTBNL in the Aug. 4 Eric O'Flaherty trade; Sean Doolittle sent to Stockton on a rehab assignment	Nov. 3 Dan Otero claimed off waivers by Philadelphia; Carson Blair outrighted to Nashville; Jesse Chavez, Ike Davis, Kendall Graveman, A.J. Griffin, Jesse Hahn, Jarrod Parker and Evan Scribner reinstated from the 60-day disabled list
Aug. 8	Tyler Ladendorf sent to Arizona on a rehab assignment	Nov. 6 Andrew Lambo claimed off waivers from Pittsburgh
Aug. 9	Taylor Thompson reinstated from the 60-day DL and optioned to Nashville	Nov. 20 Jose Torres selected from Stockton; Joey Wendle selected from Nashville; free agent Rich Hill agrees to terms on one-year contract; Liam Hendriks acquired from Toronto for Jesse Chavez; Fernando Abad, Craig Gentry and A.J. Griffin designated for assignment
Aug. 11	Sean Doolittle sent to Nashville on a rehab assignment	Nov. 25 Jed Lowrie acquired from Houston for minor leaguer Brendan McCurry; Daniel Coulombe designated for assignment; A.J. Griffin released
Aug. 12	Tyler Ladendorf transferred to Stockton on rehab	Nov. 30 Fernando Abad and Craig Gentry outrighted to Nashville
Aug. 14	Brad Mills selected from Nashville; Arnold Leon optioned to Nashville; Taylor Thompson designated for assignment	Dec. 2 Yonder Alonso and Marc Rzepczynski acquired from San Diego for Drew Pomeranz, Jose Torres and a player to be named later; Daniel Coulombe outrighted to Nashville; Ike Davis not tendered a contract
Aug. 15	Dan Otero and Pat Venditte recalled from Nashville; Aaron Brooks optioned to Nashville; Brad Mills designated for assignment; Tyler Ladendorf transferred to Nashville on rehab	Dec. 8 Evan Scribner traded to Seattle for minor leaguer Trey Cochran-Gill
Aug. 16	Taylor Thompson outrighted to Nashville	Dec. 9 J.B. Wendelken and minor leaguer Zack Erwin acquired from the Chicago White Sox for Brett Lawrie
Aug. 17	Brad Mills outrighted to Nashville	Dec. 10 Jabari Blash selected in the Rule 5 draft from Seattle and sent to San Diego as the PTBNL in the Dec. 2 trade
Aug. 19	Jake Smolinski recalled from Nashville; Ike Davis placed on the 15-day disabled list retroactive to August 18 with a strained left hip	Dec. 11 Free agent Ryan Madson agrees to terms on a three-year contract; Free agent John Axford agrees to terms on a two-year contract
Aug. 21	Tyler Ladendorf reinstated from the disabled list and optioned to Nashville	Dec. 28 Henderson Alvarez agrees to terms on a one-year contract; Arnold Leon designated for assignment
Aug. 22	Sean Doolittle reinstated from the disabled list; Dan Otero optioned to Nashville; Ike Davis transferred to the 60-day disabled list	Jan. 5 Arnold Leon traded to Toronto for cash considerations
Aug. 24	Max Muncy recalled from Nashville; Kendall Graveman placed on the 15-day disabled list (strained left oblique)	
Aug. 29	Aaron Brooks recalled from Nashville; Max Muncy optioned to Nashville	
Sept. 1	R.J. Alvarez, Tyler Ladendorf, Arnold Leon, Cody Martin and Dan Otero recalled from Nashville; Carson Blair, Ryan Dull and Jason	

STATS AT THE ALL-STAR BREAK

PLAYER	AVG	G	AB	R	H	TB	2B	3B	HR	RBI	SH	SF	HP	BB	IBB	SO	SB	CS	GI			E	SLG	OBP
																			DP	CS	DP			
+Burns,B	.303	63	271	38	82	108	10	5	2	16	0	1	4	12	0	40	17	3	3	0	.399	.340		
Butler,B	.249	84	313	36	78	118	17	1	7	41	0	4	4	28	3	58	0	13	0	.377	.315			
+Canha,M	.246	62	207	29	51	86	9	1	8	33	0	2	3	16	0	45	5	1	5	2	.415	.307		
Crisp,C	.044	13	45	4	2	3	1	0	0	0	0	0	0	7	0	10	1	0	1	0	.067	.173		
Davis,I	.248	50	157	17	39	61	13	0	3	17	0	2	0	17	0	31	0	0	2	4	.389	.318		
Fuld,S	.208	76	183	23	38	58	11	3	1	14	1	1	1	20	1	33	6	2	5	2	.317	.288		
Gentry,C	.079	17	38	3	3	3	0	0	0	2	0	1	1	3	0	13	1	0	0	0	.079	.163		
+Ladendorff,	.200	4	10	3	2	4	0	1	0	2	0	0	0	1	0	1	0	0	0	0	.400	.273		
Lawrie,B	.282	85	309	28	87	129	16	1	8	37	3	1	3	14	1	86	4	1	5	14	.417	.318		
+Muncy,M	.203	34	79	11	16	29	7	0	2	6	0	1	0	8	0	24	0	0	0	6	.367	.273		
Parrino,A	.000	17	6	1	0	0	0	0	0	0	0	0	0	2	0	5	0	0	0	0	.000	.250		
Phegley,J	.269	39	119	10	32	58	9	1	5	18	0	1	1	8	0	23	0	0	4	2	.487	.318		
Reddick,J	.287	83	303	40	87	138	12	3	11	51	0	2	0	27	0	36	3	1	5	3	.455	.343		
Ross,C	.091	9	22	3	2	2	0	0	0	3	0	0	0	3	0	6	0	0	0	1	.091	.200		
Semien,M	.256	90	332	37	85	131	16	3	8	22	1	1	0	22	1	77	7	3	11	28	.395	.301		
+Smolinski,	.500	1	2	1	1	1	0	0	0	0	0	0	1	0	0	0	0	0	0	0	.500	.667		
Sogard,E	.253	78	253	27	64	73	7	1	0	20	2	1	1	14	0	35	6	1	6	3	.289	.294		
Vogt,S	.287	85	279	43	80	139	13	2	14	56	0	7	2	41	5	62	0	1	4	4	.498	.374		
Zobrist,B	.261	58	203	35	53	87	17	1	5	31	0	3	0	28	1	22	1	0	5	3	.429	.346		
PITCHERS	.200	91	5	1	1	1	0	0	0	1	0	0	0	0	0	3	0	0	0	8	.200	.200		
OAKLAND	.256	91	3136	390	803	1229	158	23	74	370	7	28	20	272	12	610	51	13	69	82	.392	.317		
OPPONENT	.236	91	3037	346	717	1077	128	8	72	321	14	24	30	254	11	680	45	24	68	51	.355	.299		

PITCHER	W	L	ERA	G	GS	CG	GFSHO	SV	IP	H	R	ER	HR	HB	BB	IBB	SO	WP	BK	AVG	
																					OPP
Abad,F	0	2	4.50	32	0	0	9	0	22.0	19	11	11	6	1	5	1	21	2	0	.229	
+Alvarez,R	0	0	13.00	10	0	0	6	0	9.0	13	14	13	4	0	6	1	16	3	0	.325	
+Bassitt,C	0	2	2.93	8	3	0	3	0	27.2	22	11	9	1	5	11	0	17	2	0	.218	
+Castro,A	0	1	3.00	4	0	0	3	0	3.0	6	1	1	1	0	3	0	3	0	0	.462	
Chavez,J	4	9	3.40	19	15	0	3	0	100.2	97	41	38	8	1	26	2	84	2	0	.254	
Clippard,	1	3	2.43	35	0	0	30	0	17	37.0	23	10	10	3	1	18	1	35	1	.168	
Cook,R	0	2	10.38	4	0	0	0	0	4.1	7	5	5	0	0	3	0	3	0	0	.350	
Davis,I	0	0	0.00	1	0	0	1	0	1.0	0	0	0	0	0	0	0	0	0	0	.000	
Doolittle	0	0	0.00	1	0	0	0	0	1.0	1	0	0	0	0	0	0	2	0	0	.250	
+Graveman,	6	5	3.38	14	14	1	0	0	82.2	86	33	31	8	4	27	0	51	2	0	.269	
Gray,S	10	3	2.04	18	18	1	0	1	0	123.2	89	31	28	5	2	30	0	108	9	.198	
Hahn,J	6	6	3.35	16	16	1	0	1	0	96.2	88	46	36	5	8	25	1	64	7	.238	
Kazmir,S	5	5	2.49	17	17	0	0	0	101.1	79	34	28	7	3	34	0	96	2	2	.215	
+Leon,A	0	0	4.26	6	0	0	5	0	6.1	9	3	3	1	0	1	0	8	0	0	.321	
Mujica,E	1	1	3.09	13	0	0	3	0	0	11.2	8	6	4	3	0	2	1	10	0	.205	
O'Flahert	1	2	6.88	20	0	0	2	0	0	17.0	22	15	13	1	0	13	1	12	0	.306	
Otero,D	2	3	6.29	23	0	0	5	0	0	24.1	31	17	17	4	1	5	2	16	0	.316	
Pomeranz,	3	3	3.64	27	8	0	2	0	1	59.1	48	29	24	4	1	27	1	48	2	.223	
Rodriguez	0	1	3.46	26	0	0	4	0	0	26.0	20	12	10	0	1	9	0	33	2	.202	
Scribner,	2	2	4.06	40	0	0	9	0	0	44.1	43	22	20	11	1	4	0	47	2	.251	
+Smith,C	0	0	33.75	2	0	0	0	0	1.1	5	5	5	0	1	3	0	2	1	0	.556	
+Venditte,	0	0	0.00	4	0	0	3	0	0	5.2	1	0	0	0	0	2	0	4	0	.063	
OAKLAND	41	50	3.37	91	91	3	88	12	19	806.0	717	346	302	72	30	254	11	680	37	2	.236
OPPONENTS	50	41	4.07	91	91	0	91	6	36	812.1	803	390	367	74	20	272	12	610	35	1	.256

STATS AFTER THE ALL-STAR BREAK

PLAYER	AVG	G	AB	R	H	TB	2B	3B	HR	RBI	SH	SF	HP	BB	IBB	SO	SB	CS	GI			
																			DP	E	SLG	OBP
+Anderson,B	.400	4	5	0	2	2	0	0	0	1	1	1	0	1	0	1	0	0	0	1	.400	.429
+Blair,C	.129	11	31	3	4	7	0	0	1	3	0	0	0	4	0	18	0	0	1	4	.226	.229
+Burns,B	.285	62	249	32	71	96	8	4	3	26	1	1	2	14	1	41	9	5	2	3	.386	.327
Butler,B	.253	67	225	27	57	92	11	0	8	24	0	0	3	24	1	43	0	0	13	0	.409	.333
+Canha,M	.261	62	234	32	61	102	13	2	8	37	0	1	5	17	0	51	2	1	4	4	.436	.323
Crisp,C	.247	31	81	7	20	25	5	0	0	6	0	0	0	6	0	15	1	0	1	0	.309	.299
Davis,I	.175	22	57	2	10	14	4	0	0	3	0	0	0	6	0	13	0	0	3	0	.246	.254
Fuld,S	.178	44	107	11	19	27	5	0	1	8	1	0	1	10	0	22	3	1	1	2	.252	.254
Gentry,C	.250	9	12	3	3	7	0	2	0	1	0	0	0	1	0	2	0	1	0	0	.583	.308
+Ladendorf,	.286	5	7	0	2	2	0	0	0	0	0	0	0	0	0	1	0	0	0	0	.286	.286
Lawrie,B	.233	64	253	36	59	100	13	2	8	23	0	3	2	14	0	58	1	1	3	10	.395	.276
+Muncy,M	.217	11	23	3	5	11	1	1	1	3	0	0	0	1	0	7	0	0	0	0	.478	.250
Phegley,J	.226	34	106	17	24	43	7	0	4	16	0	0	2	6	0	28	0	0	1	0	.406	.281
Pridie,J	.000	6	9	0	0	0	0	0	0	0	0	0	0	1	0	4	0	0	0	0	.000	.100
Reddick,J	.251	66	223	27	56	98	13	1	9	26	1	0	0	22	1	29	7	1	2	2	.439	.318
Semien,M	.259	65	224	28	58	94	7	4	7	23	0	0	1	20	0	55	4	2	5	7	.420	.322
+Smolinski,	.221	40	104	11	23	48	6	2	5	20	0	2	2	7	0	19	0	1	2	0	.462	.278
Sogard,E	.235	42	119	13	28	40	5	2	1	17	1	0	1	9	1	15	0	0	3	3	.336	.295
Valencia,D	.284	47	183	33	52	97	10	1	11	37	0	1	1	20	3	40	0	1	9	3	.530	.356
Vogt,S	.217	51	166	15	36	58	8	1	4	15	0	1	0	15	1	35	0	1	5	1	.349	.280
Zobrist,B	.313	9	32	4	10	18	3	1	1	2	0	0	0	5	1	4	0	1	0	0	.563	.405
PITCHERS	.143	71	14	0	2	2	0	0	0	0	2	0	0	0	0	8	0	0	0	4	.143	.143
OAKLAND	.244	71	2464	304	602	983	119	23	72	291	7	10	20	203	9	509	27	16	55	44	.399	.335
OPPONENT	.276	71	2483	383	685	1133	138	5	100	371	20	29	17	220	8	499	33	16	62	53	.456	.335

PITCHER	W	L	ERA	G	GS	CG	GFSHO	SV	IP	H	R	ER	HR	HB	BB	IBB	SO	WP	BK	AVG	OPP	
																					AVG	AVG
Abad,F	2	0	3.86	30	0	0	8	0	0	25.2	26	12	11	5	0	14	2	24	2	0	.271	
+Alvarez,R	0	0	7.36	11	0	0	5	0	0	11.0	14	9	9	3	0	7	0	7	2	0	.311	
+Bassitt,C	1	6	3.86	10	10	0	0	0	0	58.1	56	25	25	4	4	19	0	47	3	0	.256	
+Brooks,A	3	4	6.71	11	9	0	1	0	0	51.0	67	38	38	9	4	14	0	35	0	0	.321	
+Castro,A	0	0	0.00	1	0	0	0	0	0	1.0	2	0	0	0	0	0	1	0	0	0	.400	
Chavez,J	3	6	5.59	11	11	0	0	0	0	56.1	67	37	35	10	1	22	0	52	1	0	.291	
Clippard,	0	0	10.80	2	0	0	0	0	0	1.2	2	2	2	0	1	3	0	3	0	0	.333	
+Coulombe,	0	0	3.52	9	0	0	1	0	0	7.2	8	3	3	0	0	3	0	4	1	0	.276	
Davis,I	0	0	0.00	1	0	0	1	0	0	1.0	1	0	0	0	0	1	0	1	0	0	.250	
Doollittle	1	0	4.26	11	0	0	7	0	4	12.2	11	6	6	1	0	5	0	13	0	0	.234	
Doubront,	2	2	5.81	11	8	0	2	0	1	52.2	55	35	34	9	0	21	0	43	2	0	.278	
+Dull,R	1	2	4.24	13	0	0	3	0	1	17.0	12	8	8	4	0	6	1	16	0	0	.203	
+Graveman,	0	4	5.73	7	7	0	0	0	0	33.0	40	24	21	7	1	11	0	26	2	0	.294	
Gray,S	4	4	3.74	13	13	2	0	1	0	84.1	77	40	35	12	0	29	0	61	4	0	.244	
Kazmir,S	0	0	1.08	1	1	0	0	0	0	8.1	5	1	1	0	0	1	0	5	0	0	.185	
+Leon,A	0	2	4.43	13	0	0	4	0	0	20.1	21	11	10	2	0	8	3	11	0	0	.280	
+Martin,C	0	2	14.00	4	2	0	2	0	0	9.0	16	14	14	4	1	5	0	3	1	0	.381	
Mills,B	0	0	5.40	1	1	0	0	0	0	5.0	7	3	3	1	1	1	0	1	0	0	.333	
Mujica,E	1	3	5.73	25	0	0	6	0	1	22.0	29	15	14	4	0	2	1	12	1	1	.312	
+Nolin,S	1	2	5.28	6	6	0	0	0	0	29.0	35	19	17	4	0	12	0	15	3	1	.302	
O'Flahert	0	0	2.08	5	0	0	3	0	0	4.1	7	2	1	0	0	0	0	3	0	0	.333	
Otero,D	0	1	7.25	18	0	0	1	0	0	22.1	33	18	18	3	1	1	0	12	1	0	.351	
Pomeranz,	2	3	3.71	26	1	0	7	0	2	26.2	23	15	11	4	2	4	0	34	0	0	.232	
Rodriguez	4	1	4.13	30	0	0	8	0	0	32.2	23	15	15	4	0	15	1	32	2	0	.198	
Scribner,	0	0	5.17	14	0	0	5	0	0	15.2	15	9	9	3	1	0	0	17	0	0	.250	
+Venditte,	2	2	5.48	22	0	0	4	0	0	23.0	21	14	14	3	0	10	0	19	0	0	.236	
Zito,B	0	0	10.29	3	2	0	1	0	0	7.0	12	8	8	4	0	6	0	2	0	0	.387	
OAKLAND	27	44	5.10	71	71	2	69	3	9	638.2	685	383	362	100	17	220	8	499	25	2	.276	
OPPONENTS	44	27	3.80	71	71	2	69	2	17	646.0	602	304	273	72	20	203	9	509	26	0	.244	

REVIEW

APRIL STATISTICS

PLAYER	AVG	G	AB	R	H	TB	2B	3B	HR	RBI	SH	SF	HP	BB	IBB	SO	SB	CS	GI			E	SLG	OBP
																			DP	DP	DP			
Butler,B	.287	23	87	12	25	39	5	0	3	12	0	0	1	8	0	14	0	0	7	0	.448	.354		
+Canha,M	.279	17	68	11	19	28	3	0	2	10	0	0	0	5	0	17	2	0	0	1	.412	.329		
Davis,I	.314	21	70	12	22	31	6	0	1	9	0	1	0	8	0	10	0	0	1	1	.443	.380		
Fuld,S	.244	22	78	15	19	30	5	3	0	5	1	1	0	8	1	12	2	0	2	1	.385	.310		
Gentry,C	.061	13	33	2	2	2	0	0	0	1	0	0	1	3	0	12	1	0	0	2	.061	.162		
+Ladendorff,	.200	4	10	3	2	4	0	1	0	2	0	0	1	0	1	0	0	0	0	0	.400	.273		
Lawrie,B	.229	22	83	7	19	27	2	0	2	11	2	1	2	3	1	27	1	0	2	2	.325	.270		
+Muncy,M	.143	4	7	0	1	1	0	0	0	0	0	0	0	0	2	0	0	0	0	0	.143	.143		
Phegley,J	.261	7	23	1	6	6	0	0	0	1	0	0	0	0	2	0	0	1	0	.261	.261			
Reddick,J	.368	16	57	8	21	32	3	1	2	12	0	0	0	6	0	4	2	0	1	2	.561	.429		
Ross,C	.095	8	21	3	2	2	0	0	0	3	0	0	0	3	0	6	0	0	0	1	.095	.208		
Semien,M	.284	23	88	11	25	40	6	0	3	12	1	0	0	6	0	18	3	0	3	6	.455	.330		
Sogard,E	.238	20	63	6	15	20	3	1	0	4	2	0	0	2	0	9	1	0	2	1	.317	.262		
Vogt,S	.348	21	66	11	23	40	3	1	4	15	0	1	1	9	2	10	0	0	2	1	.606	.429		
Zobrist,B	.240	14	50	8	12	20	5	0	1	8	0	1	0	5	1	3	1	0	2	1	.400	.304		
Abad,F	.000	9	0	0	0	0	0	0	0	0	0	0	0	0	0	0	0	0	0	0	.000	.000		
+Alvarez,R	.000	6	0	0	0	0	0	0	0	0	0	0	0	0	0	0	0	0	0	0	.000	.000		
+Bassitt,C	.000	2	0	0	0	0	0	0	0	0	0	0	0	0	0	0	0	0	0	0	.000	.000		
Chavez,J	.000	6	0	0	0	0	0	0	0	0	0	0	0	0	0	0	0	0	0	0	.000	.000		
Clippard,T	.000	9	0	0	0	0	0	0	0	0	0	0	0	0	0	0	0	0	0	0	.000	.000		
Cook,R	.000	3	0	0	0	0	0	0	0	0	0	0	0	0	0	0	0	0	0	0	.000	.000		
Davis,I	.000	1	0	0	0	0	0	0	0	0	0	0	0	0	0	0	0	0	0	0	.000	.000		
+Graveman,K	.000	4	0	0	0	0	0	0	0	0	0	0	0	0	0	0	0	0	0	2	.000	.000		
Gray,S	.000	5	0	0	0	0	0	0	0	0	0	0	0	0	0	0	0	0	0	0	.000	.000		
Hahn,J	.000	4	0	0	0	0	0	0	0	0	0	0	0	0	0	0	0	0	0	0	.000	.000		
Kazmir,S	.000	4	0	0	0	0	0	0	0	0	0	0	0	0	0	0	0	0	0	0	.000	.000		
+Leon,A	.000	1	0	0	0	0	0	0	0	0	0	0	0	0	0	0	0	0	0	0	.000	.000		
O'Flaherty	.000	8	0	0	0	0	0	0	0	0	0	0	0	0	0	0	0	0	0	0	.000	.000		
Otero,D	.000	10	0	0	0	0	0	0	0	0	0	0	0	0	0	0	0	0	0	0	.000	.000		
Pomeranz,D	.000	4	0	0	0	0	0	0	0	0	0	0	0	0	0	0	0	0	0	0	.000	.000		
Scribner,E	.000	10	0	0	0	0	0	0	0	0	0	0	0	0	0	0	0	0	0	0	.000	.000		
PITCHERS	.000	23	0	0	0	0	0	0	0	0	0	0	0	0	0	0	0	0	0	2	.000	.000		
OAKLAND	.265	23	804	110	213	322	41	7	18	105	6	5	5	67	5	147	13	0	23	21	.400	.323		
OPPONENT	.230	23	774	99	178	270	31	2	19	91	6	4	11	66	5	172	13	5	17	13	.349	.298		

PITCHER	W	L	ERA	G	GS	CG	GFSHO	SV	IP	H	R	ER	HR	HB	BB	IBB	SO	WP	BK	AVG	
																					Abad,F
+Alvarez,R	0	0	12.00	6	0	0	3	0	6.0	8	9	8	2	0	5	1	12	2	0	.308	
+Bassitt,C	0	0	1.42	2	0	0	2	0	6.1	2	3	1	1	2	3	0	6	1	0	.091	
Chavez,J	0	2	2.55	6	2	0	3	0	17.2	13	6	5	1	1	7	1	18	0	0	.206	
Clippard,	0	2	2.89	9	0	0	7	0	9.1	7	3	3	1	0	6	1	7	0	0	.194	
Cook,R	0	1	10.80	3	0	0	0	0	3.1	5	4	4	0	0	1	0	2	0	0	.333	
Davis,I	0	0	0.00	1	0	0	1	0	1.0	0	0	0	0	0	0	0	0	0	0	.000	
+Graveman,	1	2	8.27	4	4	0	0	0	16.1	24	17	15	3	3	9	0	7	1	0	.343	
Gray,S	3	0	1.98	5	5	0	0	0	36.1	26	9	8	1	1	6	0	25	2	0	.202	
Hahn,J	1	1	2.86	4	4	0	0	0	22.0	17	10	7	1	3	4	0	11	0	0	.215	
Kazmir,S	2	0	0.99	4	4	0	0	0	27.1	15	3	3	1	1	9	0	30	1	0	.158	
+Leon,A	0	0	9.00	1	0	0	1	0	1.0	2	1	1	0	0	1	0	1	0	0	.400	
O'Flahert	0	2	11.57	8	0	0	1	0	7.0	11	10	9	1	0	5	1	7	0	0	.355	
Otero,D	1	1	3.97	10	0	0	1	0	11.1	11	5	5	1	0	1	1	8	0	0	.262	
Pomeranz,	1	2	4.50	4	4	0	0	0	22.0	22	14	11	3	0	5	0	21	1	0	.253	
Scribner,	0	0	1.38	10	0	0	2	0	13.0	8	2	2	2	0	1	0	14	0	0	.178	
OAKLAND	9	14	3.65	23	23	0	23	5	2	207.0	178	99	84	19	11	66	5	172	8	0	.230
OPPONENTS	14	9	4.54	23	23	0	23	1	10	208.0	213	110	105	18	5	67	5	147	12	0	.265

MAY STATISTICS

PLAYER	AVG	G	AB	R	H	TB	2B	3B	HR	RBI	SH	SF	HP	BB	IBB	SO	SB	CS	GI			E	SLG	OBP
																			DP	DP	DP			
+Burns,B	.327	27	110	17	36	48	4	1	2	3	0	0	2	6	0	17	9	2	1	0	.436	.373		
Butler,B	.241	29	116	10	28	35	4	0	1	14	0	3	1	6	1	20	0	0	1	0	.302	.278		
+Canha,M	.169	24	65	8	11	24	1	0	4	10	0	2	1	9	0	16	1	1	2	0	.369	.273		
Crisp,C	.044	13	45	4	2	3	1	0	0	0	0	0	0	7	0	10	1	0	1	0	.067	.173		
Davis,I	.212	11	33	3	7	13	3	0	1	2	0	0	0	3	0	6	0	0	0	1	.394	.278		
Fuld,S	.113	26	53	1	6	8	2	0	0	3	0	0	0	6	0	10	1	1	1	1	.151	.203		
Gentry,C	.200	4	5	1	1	1	0	0	0	1	0	1	0	0	0	1	0	0	0	0	.200	.167		
Lawrie,B	.295	27	105	6	31	43	6	0	2	9	0	0	0	3	0	30	1	0	0	6	.410	.315		
+Muncy,M	.256	20	43	9	11	21	4	0	2	5	0	1	0	7	0	11	0	0	0	4	.488	.353		
Parrino,A	.000	7	5	0	0	0	0	0	0	0	0	0	0	1	0	5	0	0	0	0	.000	.167		
Phegley,J	.303	11	33	1	10	15	2	0	1	3	0	1	1	4	0	4	0	0	1	1	.455	.385		
Reddick,J	.268	30	112	14	30	53	4	2	5	19	0	0	0	15	0	15	0	1	2	0	.473	.354		
Ross,C	.000	1	1	0	0	0	0	0	0	0	0	0	0	0	0	0	0	0	0	0	.000	.000		
Semien,M	.282	30	117	15	33	51	3	3	3	4	0	0	0	7	0	25	4	1	4	12	.436	.323		
Sogard,E	.271	27	96	7	26	28	2	0	0	7	0	0	0	4	0	16	1	0	2	2	.292	.300		
Vogt,S	.301	28	83	14	25	51	3	1	7	23	0	4	0	16	0	16	0	0	1	1	.614	.398		
Zobrist,B	.250	6	20	2	5	7	2	0	0	2	0	0	0	1	0	3	0	0	1	0	.350	.286		
Abad,F	.000	14	0	0	0	0	0	0	0	0	0	0	0	0	0	0	0	0	0	0	.000	.000		
+Alvarez,R	.000	4	0	0	0	0	0	0	0	0	0	0	0	0	0	0	0	0	0	0	.000	.000		
+Bassitt,C	.000	3	0	0	0	0	0	0	0	0	0	0	0	0	0	0	0	0	0	0	.000	.000		
+Castro,A	.000	4	0	0	0	0	0	0	0	0	0	0	0	0	0	0	0	0	0	0	.000	.000		
Chavez,J	.000	6	0	0	0	0	0	0	0	0	0	0	0	0	0	0	0	0	0	0	.000	.000		
Clippard,T	.000	12	0	0	0	0	0	0	0	0	0	0	0	0	0	0	0	0	0	0	.000	.000		
Cook,R	.000	1	0	0	0	0	0	0	0	0	0	0	0	0	0	0	0	0	0	0	.000	.000		
Doolittle	.000	1	0	0	0	0	0	0	0	0	0	0	0	0	0	0	0	0	0	0	.000	.000		
+Graveman,K	.000	2	0	0	0	0	0	0	0	0	0	0	0	0	0	0	0	0	0	0	.000	.000		
Gray,S	.000	6	0	0	0	0	0	0	0	0	0	0	0	0	0	0	0	0	0	0	.000	.000		
Hahn,J	.000	6	0	0	0	0	0	0	0	0	0	0	0	0	0	0	0	0	0	1	.000	.000		
Kazmir,S	.000	6	0	0	0	0	0	0	0	0	0	0	0	0	0	0	0	0	0	1	.000	.000		
+Leon,A	.000	4	0	0	0	0	0	0	0	0	0	0	0	0	0	0	0	0	0	0	.000	.000		
Mujica,E	.000	5	0	0	0	0	0	0	0	0	0	0	0	0	0	0	0	0	0	0	.000	.000		
Otero,D	.000	12	0	0	0	0	0	0	0	0	0	0	0	0	0	0	0	0	0	0	.000	.000		
Pomeranz,D	.000	4	0	0	0	0	0	0	0	0	0	0	0	0	0	0	0	0	0	0	.000	.000		
Rodriguez	.000	11	0	0	0	0	0	0	0	0	0	0	0	0	0	0	0	0	0	1	.000	.000		
Scribner,E	.000	15	0	0	0	0	0	0	0	0	0	0	0	0	0	0	0	0	0	0	.000	.000		
+Smith,C	.000	2	0	0	0	0	0	0	0	0	0	0	0	0	0	0	0	0	0	0	.000	.000		
PITCHERS	.000	30	0	0	0	0	0	0	0	0	0	0	0	0	0	0	0	0	0	0	3	.000		
OAKLAND	.251	30	1042	112	262	401	41	7	28	105	0	12	5	95	1	205	18	6	17	31	385	.314		
OPPONENT	.247	30	1005	122	248	367	44	3	23	115	5	10	11	95	3	230	16	10	19	15	365	.316		

REVIEW

PITCHER	W	L	ERA	G	GS	CG	GFSHO	SV	IP	H	R	ER	HR	HB	BB	IBB	SO	WP	BK	OPP	
																				AVG	AVG
Abad,F	0	1	8.10	14	0	0	1	0	0	6.2	8	6	6	3	1	1	4	1	0	0	.308
+Alvarez,R	0	0	15.00	4	0	0	3	0	0	3.0	5	5	2	0	1	0	4	1	0	0	.357
+Bassitt,C	0	0	6.23	3	0	0	1	0	0	4.1	3	3	3	0	1	6	0	2	0	0	.200
+Castro,A	0	1	3.00	4	0	0	3	0	0	3.0	6	1	1	1	0	3	0	3	0	0	.462
Chavez,J	2	3	1.93	6	6	0	0	0	0	42.0	34	11	9	1	0	8	0	33	2	0	.224
Clippard	0	0	2.08	12	0	0	10	0	6	13.0	9	3	3	1	0	7	0	11	1	0	.191
Cook,R	0	1	9.00	1	0	0	0	0	0	1.0	2	1	1	0	0	2	0	1	0	0	.400
Doolittle	0	0	0.00	1	0	0	0	0	0	1.0	1	0	0	0	0	0	2	0	0	0	.250
+Graveman,	1	0	2.31	2	2	0	0	0	0	11.2	10	3	3	1	1	4	0	10	0	0	.227
Gray,S	3	2	1.67	6	6	0	0	0	0	37.2	26	7	7	2	1	14	0	41	4	0	.191
Hahn,J	1	4	4.30	6	6	1	0	1	0	37.2	39	23	18	2	1	9	1	29	4	0	.253
Kazmir,S	0	3	4.65	6	6	0	0	0	0	31.0	32	19	16	5	1	16	0	27	1	0	.269
+Leon,A	0	0	4.15	4	0	0	3	0	0	4.1	6	2	2	1	0	0	0	6	0	0	.316
Mujica,E	1	0	0.00	5	0	0	1	0	0	5.1	3	0	0	0	0	1	5	0	0	0	.176
Otero,D	1	2	5.68	12	0	0	4	0	0	12.2	16	8	8	2	1	4	1	7	0	0	.314
Pomeranz	1	1	4.29	4	4	0	0	0	0	21.0	17	12	10	1	1	11	0	11	0	0	.230
Rodriguez	0	1	5.40	11	0	0	0	0	0	11.2	11	7	7	0	1	4	0	13	0	0	.244
Scribner	1	0	2.87	15	0	0	3	0	0	15.2	15	6	5	1	1	1	0	19	1	0	.246
+Smith,C	0	0	33.75	2	0	0	0	0	0	1.1	5	5	5	0	1	3	0	2	1	0	.556
OAKLAND	11	19	3.61	30	30	1	29	3	6	264.0	248	122	106	23	11	95	3	230	16	0	.247
OPPONENTS	19	11	3.43	30	30	0	30	4	12	270.0	262	112	103	28	5	95	1	205	8	0	.251

JUNE STATISTICS

PLAYER	AVG	G	AB	R	H	TB	2B	3B	HR	RBI	SH	SF	HP	BB	IBB	SO	SB	CS	DP	GI			E	SLG	OBP
																				E	SLG	OBP			
+Burns,B	.307	25	114	15	35	45	4	3	0	12	0	1	2	4	0	15	7	1	1	0	.395	.339			
Butler,B	.237	22	76	10	18	28	4	0	2	9	0	0	1	10	1	15	0	0	3	0	.368	.333			
+Canha,M	.265	13	49	8	13	21	2	0	2	6	0	0	2	1	0	7	2	0	2	1	.429	.308			
Davis,I	.233	9	30	2	7	13	3	0	1	5	0	1	0	2	0	6	0	0	0	2	.433	.273			
Fuld,S	.267	20	45	6	12	16	4	0	0	5	0	0	1	6	0	9	3	1	1	0	.356	.365			
Lawrie,B	.326	25	89	11	29	48	8	1	3	16	0	1	7	0	20	1	1	2	5	.539	.381				
+Muncy,M	.138	10	29	2	4	7	3	0	0	1	0	0	0	1	0	11	0	0	0	2	.241	.167			
Parrino,A	.000	10	1	1	0	0	0	0	0	0	0	0	0	1	0	0	0	0	0	0	.000	.500			
Phegley,J	.277	16	47	8	13	33	6	1	4	11	0	0	0	4	0	11	0	0	2	1	.702	.333			
Reddick,J	.260	26	100	13	26	42	4	0	4	17	0	1	0	4	0	9	1	0	0	1	.420	.286			
Semien,M	.213	26	89	8	19	26	7	0	0	2	0	1	0	9	1	24	0	1	4	6	.292	.283			
Sogard,E	.253	24	75	13	19	21	2	0	0	8	0	0	1	8	0	8	3	0	1	0	.280	.333			
Vogt,S	.264	26	91	14	24	35	5	0	2	15	0	2	1	14	3	32	0	0	0	1	.385	.361			
Zobrist,B	.269	27	93	22	25	46	7	1	4	19	0	1	0	18	0	10	0	0	2	2	.495	.384			
Abad,F	.000	6	0	0	0	0	0	0	0	0	0	0	0	0	0	0	0	0	0	0	.000	.000			
+Bassitt,C	.000	1	0	0	0	0	0	0	0	0	0	0	0	0	0	0	0	0	0	0	.000	.000			
Chavez,J	.000	5	0	0	0	0	0	0	0	0	0	0	0	0	0	0	0	0	0	1	.000	.000			
Clippard,T	.000	10	0	0	0	0	0	0	0	0	0	0	0	0	0	0	0	0	0	0	.000	.000			
+Graveman,K	.000	6	0	0	0	0	0	0	0	0	0	0	0	0	0	0	0	0	0	0	.000	.000			
Gray,S	.000	5	0	0	0	0	0	0	0	0	0	0	0	0	0	0	0	0	0	0	.000	.000			
Hahn,J	.000	5	3	0	0	0	0	0	0	0	0	0	0	0	0	2	0	0	0	0	.000	.000			
Kazmir,S	.500	5	2	1	1	1	0	0	1	0	0	0	0	0	1	0	0	0	0	1	.500	.500			
+Leon,A	.000	1	0	0	0	0	0	0	0	0	0	0	0	0	0	0	0	0	0	0	.000	.000			
Mujica,E	.000	5	0	0	0	0	0	0	0	0	0	0	0	0	0	0	0	0	0	1	.000	.000			
O'Flaherty	.000	7	0	0	0	0	0	0	0	0	0	0	0	0	0	0	0	0	0	0	.000	.000			
Otero,D	.000	1	0	0	0	0	0	0	0	0	0	0	0	0	0	0	0	0	0	0	.000	.000			
Pomeranz,D	.000	13	0	0	0	0	0	0	0	0	0	0	0	0	0	0	0	0	0	0	.000	.000			
Rodriguez,	.000	11	0	0	0	0	0	0	0	0	0	0	0	0	0	0	0	0	0	0	.000	.000			
Scribner,E	.000	13	0	0	0	0	0	0	0	0	0	0	0	0	0	0	0	0	0	0	.000	.000			
+Venditte,P	.000	4	0	0	0	0	0	0	0	0	0	0	0	0	0	0	0	0	0	0	.000	.000			
PITCHERS	.200	27	5	1	1	1	0	0	0	1	0	0	0	0	0	3	0	0	0	3	.200	.200			
OAKLAND	.263	27	933	134	245	382	59	6	22	127	0	7	9	89	5	180	17	4	18	24	.409	.330			
OPPONENT	.243	27	903	90	219	323	37	2	21	82	2	9	5	63	2	200	12	8	22	18	.358	.293			

PITCHER	W	L	ERA	G	GS	CG	GFSHO	SV	IP	H	R	ER	HR	HB	BB	IBB	SO	WP	BK	AVG	OPP		
																					E	SLG	OBP
Abad,F	0	0	1.59	6	0	0	4	0	0	5.2	3	1	1	1	0	1	0	10	0	0	.143		
+Bassitt,C	0	1	1.80	1	1	0	0	0	0	5.0	5	1	1	0	0	0	0	3	0	0	.263		
Chavez,J	2	2	4.85	5	5	0	0	0	29.2	34	16	16	3	0	8	1	26	0	0	.288			
Clippard,	1	1	3.60	10	0	0	9	0	6	10.0	7	4	4	1	1	2	0	12	0	.175			
+Graveman,	3	2	1.93	6	6	1	0	0	0	42.0	40	9	9	4	0	10	0	27	1	.253			
Gray,S	3	1	2.67	5	5	0	0	0	33.2	29	12	10	2	0	6	0	31	2	0	.223			
Hahn,J	3	1	2.90	5	5	0	0	0	31.0	28	12	10	2	4	10	0	18	2	0	.243			
Kazmir,S	2	2	2.53	5	5	0	0	0	32.0	28	11	9	1	0	8	0	28	0	2	.237			
+Leon,A	0	0	0.00	1	0	0	1	0	0	1.0	1	0	0	0	0	0	1	0	0	.250			
Mujica,E	0	1	7.36	5	0	0	1	0	0	3.2	4	5	3	2	0	0	4	0	0	.286			
O'Flahert	0	0	2.84	7	0	0	0	0	6.1	8	3	2	0	0	5	0	4	0	0	.296			
Otero,D	0	0	0108.00	1	0	0	0	0	0	0.1	4	4	4	1	0	0	0	1	0	.800			
Pomeranz,	0	0	1.69	13	0	0	2	0	1	10.2	6	2	2	0	0	7	1	11	1	.171			
Rodriguez,	0	0	2.70	11	0	0	3	0	0	10.0	8	3	3	0	0	3	0	11	1	.211			
Scribner,	1	1	5.56	13	0	0	3	0	0	11.1	13	7	7	4	0	1	0	9	0	.289			
+Venditte,	0	0	0.00	4	0	0	3	0	0	5.2	1	0	0	0	0	2	0	4	0	.063			
OAKLAND	15	12	3.06	27	27	1	26	1	7	238.0	219	90	81	21	5	63	2	200	7	2	.243		
OPPONENTS	12	15	4.89	27	27	0	27	1	11	237.1	245	134	129	22	9	89	5	180	12	1	.263		

JULY STATISTICS

AUGUST STATISTICS

PLAYER	AVG	G	AB	R	H	TB	2B	3B	HR	RBI	SH	SF	HP	BB	IBB	SO	SB	CS	GI			E	SLG	OBP
																			DP	DP	DP			
+Burns,B	.288	28	111	16	32	43	2	3	1	13	0	1	1	8	1	23	4	2	0	2	.387	.339		
Butler,B	.219	24	73	8	16	22	6	0	0	2	0	0	0	13	0	17	0	6	0	.301	.337			
+Canha,M	.309	25	94	14	29	50	10	1	3	21	0	1	0	4	0	21	0	1	1	.532	.333			
Crisp,C	.237	17	59	3	14	18	4	0	0	2	0	0	0	4	0	8	1	0	1	.305	.286			
Davis,I	.171	12	35	0	6	9	3	0	0	2	0	0	0	3	0	10	0	0	1	.257	.237			
Fuld,S	.140	20	43	4	6	11	2	0	1	3	1	0	0	4	0	7	2	0	0	.256	.213			
Lawrie,B	.247	23	89	14	22	40	4	1	4	10	0	1	1	6	0	25	0	1	0	2.449	.299			
+Muncy,M	.500	2	4	0	2	3	1	0	0	0	0	0	0	0	0	0	0	0	0	.750	.500			
Phegley,J	.235	16	51	8	12	18	3	0	1	6	0	0	1	4	0	15	0	1	0	.353	.304			
Reddick,J	.247	24	81	8	20	34	6	1	2	8	1	0	0	9	1	8	1	0	1	.420	.322			
Semien,M	.299	25	87	12	26	42	5	1	3	13	0	0	0	5	0	15	1	0	3	3.483	.337			
+Smolinski,	.263	8	19	0	5	8	3	0	0	4	0	0	0	1	0	3	0	0	0	.421	.300			
Sogard,E	.246	20	57	9	14	16	2	0	0	4	1	0	1	6	1	9	0	0	0	3.281	.328			
Valencia,D	.305	20	82	13	25	46	6	0	5	17	0	1	0	7	3	19	0	0	5	.561	.356			
Vogt,S	.276	24	76	8	21	40	7	0	4	9	0	1	0	8	1	18	0	1	1	.526	.341			
Abad,F	.000	11	0	0	0	0	0	0	0	0	0	0	0	0	0	0	0	0	0	.000	.000			
+Bassitt,C	.000	5	0	0	0	0	0	0	0	0	0	0	0	0	0	0	0	0	0	1.000	.000			
+Brooks,A	.000	5	2	0	0	0	0	0	0	0	0	0	0	0	0	0	0	0	0	0.000	.000			
Chavez,J	.500	6	2	0	1	1	0	0	0	0	0	0	0	0	1	0	0	0	1	.500	.500			
Davis,I	.000	1	0	0	0	0	0	0	0	0	0	0	0	0	0	0	0	0	0	.000	.000			
Doolittle	.000	3	0	0	0	0	0	0	0	0	0	0	0	0	0	0	0	0	0	.000	.000			
Doubront,F	.000	5	0	0	0	0	0	0	0	0	0	0	0	0	0	0	0	0	0	.000	.000			
+Graveman,K	.000	4	0	0	0	0	0	0	0	0	0	0	0	0	0	0	0	0	0	.000	.000			
Gray,S	.000	5	3	0	0	0	0	0	0	0	0	0	0	0	0	2	0	0	0	.000	.000			
+Leon,A	.000	2	0	0	0	0	0	0	0	0	0	0	0	0	0	0	0	0	0	.000	.000			
Mills,B	.000	1	0	0	0	0	0	0	0	0	0	0	0	0	0	0	0	0	0	.000	.000			
Mujica,E	.000	13	0	0	0	0	0	0	0	0	0	0	0	0	0	0	0	0	0	.000	.000			
Otero,D	.000	2	0	0	0	0	0	0	0	0	0	0	0	0	0	0	0	0	0	.000	.000			
Pomeranz,D	.000	12	0	0	0	0	0	0	0	0	0	0	0	0	0	0	0	0	0	1.000	.000			
Rodriguez,	.000	12	0	0	0	0	0	0	0	0	0	0	0	0	0	0	0	0	0	.000	.000			
Scribner,E	.000	11	0	0	0	0	0	0	0	0	0	0	0	0	0	0	0	0	0	.000	.000			
+Venditte,P	.000	9	1	0	0	0	0	0	0	0	0	0	0	0	1	0	0	0	0	.000	.000			
PITCHERS	.125	28	8	0	1	1	0	0	0	0	0	0	0	0	4	0	0	0	3	.125	.125			
OAKLAND	.259	28	969	117	251	401	64	7	24	114	3	5	4	82	7	202	9	5	20	14	.414	.318		
OPPONENT	.254	28	972	132	247	407	47	1	37	128	4	7	8	74	2	214	11	5	26	14	.419	.310		

PITCHER	W	L	ERA	G	GS	CG	GFSHO	SV	IP	H	R	ER	HR	HB	BB	IBB	SO	WP	BK	OPP	
																				AVG	
Abad,F	2	0	5.40	11	0	0	4	0	8.1	13	6	5	3	0	5	0	10	2	0	.351	
+Bassitt,C	1	2	2.48	5	5	0	0	0	32.2	26	9	9	2	4	11	0	27	2	0	.220	
+Brooks,A	1	1	5.32	5	4	0	1	0	22.0	24	13	13	3	1	4	0	18	0	0	.282	
Chavez,J	2	3	5.24	6	6	0	0	0	34.1	39	22	20	8	0	11	0	29	0	0	.279	
Davis,I	0	0	0.00	1	0	0	1	0	1.0	1	0	0	0	0	1	0	1	0	0	.250	
Doolittle	0	0	10.13	3	0	0	0	0	2.2	2	3	3	0	0	3	0	2	0	0	.222	
Doubront,	1	0	3.28	5	3	0	1	0	24.2	22	10	9	1	0	11	0	22	0	0	.239	
+Graveman,	0	2	5.03	4	4	0	0	0	19.2	22	13	11	3	1	4	0	14	2	0	.275	
Gray,S	1	2	2.00	5	5	1	0	0	36.0	26	13	8	5	0	10	0	26	1	0	.203	
+Leon,A	0	1	12.00	2	0	0	2	0	3.0	4	4	4	1	0	1	1	4	0	0	.308	
Mills,B	0	0	5.40	1	1	0	0	0	5.0	7	3	3	1	1	1	0	1	0	0	.333	
Mujica,E	1	1	5.11	13	0	0	4	0	12.1	15	7	7	3	0	0	5	0	1	0	1.300	
Otero,D	0	0	43.2	2	0	0	0	0	1.2	8	8	8	0	0	0	0	1	0	0	.667	
Pomeranz,	0	1	1.35	12	0	0	5	0	2	13.1	5	2	2	0	0	1	0	21	0	.111	
Rodriguez,	3	0	3.21	12	0	0	3	0	14.0	14	5	5	2	0	9	1	14	1	0	.264	
Scribner,	0	0	6.17	11	0	0	3	0	11.2	11	8	8	3	1	0	0	13	0	0	.250	
+Venditte,	1	2	5.06	9	0	0	3	0	10.2	8	6	6	2	0	2	0	6	0	0	.195	
OAKLAND	13	15	4.30	28	28	1	27	1	3	253.0	247	132	121	37	8	74	2	214	8	1	.254
OPPONENTS	15	13	3.91	28	28	0	28	0	7	253.1	251	117	110	24	4	82	7	202	5	0	.259

STATS AT HOME

BATTER	AVG	G	AB	R	H	2B	3B	HR	RBI	SH	SF	HP	BB	SO	SB	CS	DP	E
Anderson,B	.000	1	0	0	0	0	0	0	0	0	0	0	0	0	0	0	0	0
Blair,C	.083	5	12	1	1	0	0	0	1	0	0	0	2	6	0	0	1	3
Burns,B	.326	64	267	40	87	13	3	3	23	1	2	3	13	32	15	5	1	2
Butler,B	.267	76	273	34	73	16	1	9	32	0	2	4	25	49	0	0	13	0
Canha,M	.268	61	209	29	56	11	2	8	41	0	3	3	12	37	3	1	5	2
Crisp,C	.167	22	66	7	11	2	0	0	3	0	0	0	8	11	1	0	0	0
Davis,I	.246	40	114	9	28	11	0	1	12	0	1	0	12	22	0	0	2	3
Fuld,S	.212	56	132	17	28	8	2	1	11	1	0	0	12	23	5	0	3	1
Gentry,C	.080	10	25	2	2	0	0	0	1	0	0	1	3	6	1	0	0	1
Ladendorf,T	.231	6	13	3	3	0	1	0	2	0	0	0	1	1	0	0	0	0
Lawrie,B	.247	74	275	37	68	14	3	6	26	2	2	2	19	63	1	2	3	13
Muncy,M	.205	20	39	5	8	2	1	1	4	0	0	0	1	10	0	0	0	3
Parrino,A	.000	6	2	1	0	0	0	0	0	0	0	0	1	2	0	0	0	0
Phegley,J	.250	39	116	16	29	8	0	6	18	0	0	1	9	25	0	0	3	2
Pridie,J	.000	4	7	0	0	0	0	0	0	0	0	1	3	0	0	0	0	0
Reddick,J	.261	72	238	29	62	10	3	7	37	1	0	0	25	27	2	0	3	4
Ross,C	.133	6	15	3	2	0	0	0	3	0	0	0	2	5	0	0	0	1
Semien,M	.271	79	277	32	75	11	5	5	26	0	1	0	18	68	5	0	11	18
Smolinski,J	.235	18	51	5	12	2	2	2	13	0	1	0	1	10	0	0	2	0
SEASON TOTAL	.197	33	76	9	15	3	2	2	14	0	2	0	7	16	0	0	3	0
Sogard,E	.246	59	171	22	42	6	2	1	18	2	1	0	13	23	1	0	3	2
Valencia,D	.293	22	82	13	24	6	0	3	18	0	0	1	10	15	0	1	4	0
SEASON TOTAL	.313	52	160	24	50	14	0	7	31	1	0	1	15	29	2	2	5	1
Vogt,S	.263	73	232	25	61	12	3	5	28	0	4	1	26	44	0	2	6	5
Zobrist,B	.265	38	136	21	36	15	1	2	19	0	2	0	14	14	0	0	4	2
SEASON TOTAL	.294	64	228	44	67	21	2	5	27	0	2	1	33	25	1	0	6	3
PITCHERS	.000	81	0	0	0	0	0	0	0	0	0	0	0	0	0	0	0	5
TOTALS	.257	81	2752	351	708	147	29	60	336	7	19	16	228	496	34	11	64	67

PITCHER	ERA	W	L	G	GS	CG	SHO	SV	IP	AB	H	R	ER	HR	HB	BB	SO	WP	AVG
Abad,F	3.38	2	2	33	0	0	0	0	26.2	97	21	11	10	3	0	10	22	2	2.16
Alvarez,R	6.30	0	0	11	0	0	0	0	10.0	41	12	7	7	3	0	4	11	2	2.93
Bassitt,C	2.28	1	5	9	7	0	0	0	47.1	174	38	14	12	2	5	12	41	3	2.18
Brooks,A	6.17	1	2	5	4	0	0	0	23.1	97	29	16	16	2	1	5	17	0	2.99
SEASON TOTAL	6.18	1	2	7	4	0	0	0	27.2	115	35	19	19	2	1	5	20	0	3.04
Castro,A	9.00	0	1	1	0	0	0	0	1.0	3	2	1	1	1	0	2	1	0	6.67
Chavez,J	3.38	5	6	14	12	0	0	0	74.2	278	71	29	28	8	2	24	60	2	2.55
Clippard,T	3.57	1	2	21	0	0	0	7	22.2	87	18	9	9	3	1	15	21	1	2.07
SEASON TOTAL	2.79	3	2	37	0	0	0	8	38.2	141	25	12	12	4	3	19	30	3	1.77
Cook,R	10.80	0	1	3	0	0	0	0	3.1	15	5	4	4	0	0	1	2	0	3.33
SEASON TOTAL	21.94	0	1	5	0	0	0	0	5.1	28	12	13	13	4	0	4	3	1	4.29
Coulombe,D	6.75	0	0	3	0	0	0	0	2.2	12	4	2	2	0	0	0	1	1	3.33
SEASON TOTAL	7.20	0	0	7	0	0	0	0	10.0	42	12	8	8	0	0	5	8	2	2.86
Doolittle,S	3.00	0	0	6	0	0	0	2	6.0	22	5	2	2	0	0	3	8	0	2.27
Doubront,F	6.00	2	1	5	4	0	0	0	27.0	102	29	19	18	3	0	13	25	0	2.84
SEASON TOTAL	6.10	2	2	6	5	0	0	0	31.0	117	35	22	21	3	0	15	28	1	2.99
Dull,R	6.48	0	1	7	0	0	0	0	8.1	29	6	6	6	2	0	2	7	0	2.07
Graveman,K	4.17	2	4	10	10	0	0	0	58.1	222	58	29	27	9	3	16	32	2	2.61
Gray,S	2.82	6	4	15	15	1	0	0	105.1	379	79	35	33	12	1	25	71	6	2.08
Hahn,J	3.08	3	3	10	10	1	1	0	61.1	232	54	29	21	4	7	16	40	3	2.33
Kazmir,S	1.36	4	2	10	10	0	0	0	66.0	227	38	12	10	0	1	22	60	0	1.67
SEASON TOTAL	2.61	5	4	16	16	0	0	0	96.2	354	78	31	28	4	3	35	87	1	2.20
Leon,A	3.93	0	1	10	0	0	0	0	18.1	67	18	9	8	2	0	7	10	0	2.69
Martin,C	12.60	0	1	2	1	0	0	0	5.0	22	8	7	7	1	1	2	1	0	3.64
SEASON TOTAL	6.89	0	2	12	1	0	0	0	15.2	61	18	12	12	2	2	6	16	0	2.95
Mujica,E	4.08	0	3	21	0	0	0	1	17.2	70	21	10	8	3	0	0	12	1	3.00
SEASON TOTAL	3.76	1	3	27	0	0	0	1	26.1	100	28	13	11	3	1	2	17	1	2.80
Nolin,S	7.43	0	2	3	3	0	0	0	13.1	52	19	13	11	1	0	6	4	1	3.65
O'Flaherty,E	9.00	0	1	12	0	0	0	0	10.0	43	14	11	10	1	0	6	6	0	3.26
SEASON TOTAL	7.98	0	1	19	0	0	0	0	14.2	64	21	14	13	1	1	10	9	1	3.28
Otero,D	4.56	0	2	19	0	0	0	0	23.2	92	24	12	12	4	2	4	15	1	2.61
Pomeranz,D	2.84	3	1	25	4	0	0	1	38.0	139	29	18	12	5	0	11	35	1	2.09
Rodriguez,F	4.67	3	1	26	0	0	0	0	27.0	101	24	14	14	3	1	9	27	2	2.38
Scribner,E	2.73	1	0	27	0	0	0	0	29.2	116	28	11	9	5	1	0	35	0	2.41
Venditte,P	4.05	0	1	12	0	0	0	0	13.1	47	10	6	6	1	0	7	13	0	2.13
Zito,B	18.00	0	0	1	1	0	0	0	2.0	12	6	4	4	1	0	1	0	0	5.00
TOTALS	3.68	34	47	81	81	2	10	11	742.0	2778	670	340	303	79	26	223	577	28	2.41

STATS ON THE ROAD

BATTER	AVG	G	AB	R	H	2B	3B	HR	RBI	SH	SF	HP	BB	SO	SB	CS	DP	E
Anderson,B	.400	3	5	0	2	0	0	0	1	1	1	0	1	1	0	0	0	1
Blair,C	.158	6	19	2	3	0	0	1	2	0	0	0	2	12	0	0	0	1
Burns,B	.261	61	253	30	66	5	6	2	19	0	0	3	13	49	11	3	4	1
Butler,B	.234	75	265	29	62	12	0	6	33	0	2	3	27	52	0	0	13	0
Canha,M	.241	63	232	32	56	11	1	8	29	0	0	5	21	59	4	1	4	4
Crisp,C	.183	22	60	4	11	4	0	0	3	0	0	0	5	14	1	0	2	0
Davis,I	.210	34	100	10	21	6	0	2	8	0	1	0	11	22	0	0	3	1
Fuld,S	.184	64	158	17	29	8	1	1	11	1	1	2	18	32	4	3	3	3
Gentry,C	.160	16	25	4	4	0	2	0	2	0	1	0	1	9	0	1	0	1
Ladendorf,T	.250	3	4	0	1	0	0	0	0	0	0	0	0	1	0	0	0	0
Lawrie,B	.272	75	287	27	78	15	0	10	34	1	2	3	9	81	4	0	5	11
Muncy,M	.206	25	63	9	13	6	0	2	5	0	1	0	8	21	0	0	0	3
Parrino,A	.000	11	4	0	0	0	0	0	0	0	0	0	1	3	0	0	0	0
Phegley,J	.248	34	109	11	27	8	1	3	16	0	1	2	5	26	0	0	2	0
Pridie,J	.000	2	2	0	0	0	0	0	0	0	0	0	0	1	0	0	0	0
Reddick,J	.281	77	288	38	81	15	1	13	40	0	2	0	24	38	8	2	4	1
Ross,C	.000	3	7	0	0	0	0	0	0	0	0	0	1	1	0	0	0	0
Semien,M	.244	76	279	33	68	12	2	10	19	1	0	1	24	64	6	5	5	17
Smolinski,J	.218	23	55	7	12	4	0	3	7	0	1	2	7	9	0	1	0	0
SEASON TOTAL	.189	43	90	15	17	4	0	4	12	0	2	3	12	23	1	1	0	0
Sogard,E	.249	61	201	18	50	6	1	0	19	1	0	2	10	27	5	1	6	4
Valencia,D	.277	25	101	20	28	4	1	8	19	0	1	0	10	25	0	0	5	3
SEASON TOTAL	.270	53	185	35	50	9	1	11	35	0	2	0	14	51	0	0	8	3
Vogt,S	.258	63	213	33	55	9	0	13	43	0	4	1	30	53	0	0	3	0
Zobrist,B	.273	29	99	18	27	5	1	4	14	0	1	0	19	12	1	1	1	1
SEASON TOTAL	.259	62	239	32	62	15	1	8	29	0	3	0	29	31	2	4	2	4
PITCHERS	.158	81	19	1	3	0	0	0	1	2	0	0	11	0	0	0	0	7
TOTALS	.245	81	2848	343	697	130	17	86	325	7	19	24	247	623	44	18	60	59

PITCHER	ERA	W	L	G	GS	CG	SHO	SV	IP	AB	H	R	ER	HR	HB	BB	SO	WP	AVG
Abad,F	5.14	0	0	29	0	0	0	0	21.0	82	24	12	12	8	1	9	23	2	.293
Alvarez,R	13.50	0	0	10	0	0	0	0	10.0	44	15	16	15	4	0	9	12	3	.341
Bassitt,C	5.12	0	3	9	6	0	0	0	38.2	146	40	22	22	3	4	18	23	2	.274
Brooks,A	7.16	2	2	6	5	0	0	0	27.2	112	38	22	22	7	3	9	18	0	.339
Castro,A	0.00	0	0	4	0	0	0	0	3.0	15	6	0	0	0	0	1	3	0	.400
Chavez,J	4.92	2	9	16	14	0	0	1	82.1	334	93	49	45	10	0	24	76	1	.278
Clippard,T	1.69	0	1	16	0	0	0	10	16.0	56	7	3	3	0	1	6	17	0	.125
SEASON TOTAL	3.06	2	2	32	0	0	0	11	32.1	122	24	13	11	4	1	12	34	3	.197
Cook,R	9.00	0	1	1	0	0	0	0	1.0	5	2	1	1	0	0	2	1	0	.400
SEASON TOTAL	13.50	0	1	4	0	0	0	0	3.1	19	8	6	5	0	0	3	3	0	.421
Coulombe,D	1.80	0	0	6	0	0	0	0	5.0	17	4	1	1	0	0	3	3	0	.235
SEASON TOTAL	3.00	0	0	7	0	0	0	0	6.0	21	5	2	2	0	0	4	3	0	.238
Davis,I	0.00	0	0	2	0	0	0	0	2.0	7	1	0	0	0	0	1	1	0	.143
Doolittle,S	4.70	1	0	6	0	0	0	2	7.2	29	7	4	4	1	0	2	7	0	.241
Doubrot,F	5.61	0	1	6	4	0	0	1	25.2	96	26	16	16	6	0	8	18	2	.271
SEASON TOTAL	5.08	1	1	10	7	0	0	1	44.1	175	52	28	25	7	1	11	28	2	.297
Dull,R	2.08	1	1	6	0	0	0	1	8.2	30	6	2	2	2	0	4	9	0	.200
Graveman,K	3.92	4	5	11	11	1	0	0	57.1	234	68	28	25	6	2	22	45	2	.291
Gray,S	2.63	8	3	16	16	2	2	0	102.2	386	87	36	30	5	1	34	98	7	.225
Hahn,J	3.82	3	3	6	6	0	0	0	35.1	138	34	17	15	1	1	9	24	4	.246
Kazmir,S	3.92	1	3	8	8	0	0	0	43.2	168	46	23	19	7	2	13	41	2	.274
SEASON TOTAL	3.65	2	7	15	15	0	0	0	86.1	330	84	46	35	16	6	24	68	4	.255
Leon,A	5.40	0	1	9	0	0	0	0	8.1	36	12	5	5	1	0	2	9	0	.333
Martin,C	15.75	0	1	2	1	0	0	0	4.0	20	8	7	7	3	0	3	2	1	.400
SEASON TOTAL	9.00	2	3	13	1	0	0	0	15.0	62	22	15	15	6	0	6	11	2	.355
Mills,B	5.40	0	0	1	1	0	0	0	5.0	21	7	3	3	1	1	1	1	0	.333
Mujica,E	5.63	2	1	17	0	0	0	0	16.0	62	16	11	10	4	0	4	10	0	.258
SEASON TOTAL	6.00	2	2	22	0	0	0	0	21.0	83	24	15	14	7	0	5	13	0	.289
Nolin,S	3.45	1	0	3	3	0	0	0	15.2	64	16	6	6	3	0	6	11	2	.250
O'Flaherty,E	3.18	1	1	13	0	0	0	0	11.1	50	15	6	4	0	0	7	9	0	.300
SEASON TOTAL	8.22	1	1	22	0	0	0	0	15.1	73	26	16	14	1	1	8	12	0	.356
Otero,D	9.00	2	2	22	0	0	0	0	23.0	100	40	23	23	3	0	2	13	0	.400
Pomeranz,D	4.31	2	5	28	5	0	0	2	48.0	175	42	26	23	3	3	20	47	1	.240
Rodriguez,F	3.13	1	1	30	0	0	0	0	31.2	114	19	13	11	1	0	15	38	2	.167
Scribner,E	5.93	1	2	27	0	0	0	0	30.1	115	30	20	20	9	1	4	29	2	.261
Smith,C	33.75	0	0	2	0	0	0	0	1.1	9	5	5	5	0	1	3	2	1	.556
Venditte,P	4.70	2	1	14	0	0	0	0	15.1	58	12	8	8	2	0	5	10	0	.207
Zito,B	7.20	0	0	2	1	0	0	0	5.0	19	6	4	4	3	0	5	2	0	.316
TOTALS	4.62	34	47	81	81	3	5	17	702.2	2742	732	389	361	93	21	251	602	34	.267

STATS DURING THE DAY

BATTER	AVG	G	AB	R	H	2B	3B	HR	RBI	SH	SF	HP	BB	SO	SB	CS	DP	E
Anderson,B	.000	1	1	0	0	0	0	0	1	0	1	0	1	1	0	0	0	1
Blair,C	.111	4	9	1	1	0	0	1	1	0	0	0	2	4	0	0	1	1
Burns,B	.300	49	200	30	60	7	5	2	20	0	1	0	15	28	15	1	1	0
Butler,B	.270	53	174	21	47	10	1	4	17	0	0	4	24	39	0	0	5	0
Canha,M	.256	46	160	20	41	9	1	6	27	0	2	2	12	28	1	1	5	1
Crisp,C	.250	18	36	5	9	2	0	0	2	0	0	0	4	7	0	0	0	0
Davis,I	.169	30	83	7	14	6	0	1	4	0	1	0	10	17	0	0	2	2
Fuld,S	.136	47	118	8	16	7	0	1	11	1	0	2	13	30	3	2	4	2
Gentry,C	.154	7	13	3	2	0	1	0	1	0	0	0	2	3	0	0	0	0
Ladendorf,T	.000	4	9	0	0	0	0	0	0	0	0	0	0	2	0	0	0	0
Lawrie,B	.247	53	190	16	47	10	1	3	15	2	2	1	13	41	1	1	5	8
Muncy,M	.174	21	46	6	8	3	1	1	6	0	1	0	1	14	0	0	0	3
Parrino,A	.000	10	3	1	0	0	0	0	0	0	0	0	2	2	0	0	0	0
Phegley,J	.228	31	92	11	21	7	1	4	15	0	1	2	8	19	0	0	3	1
Pridie,J	.000	2	2	0	0	0	0	0	0	0	0	0	0	1	0	0	0	0
Reddick,J	.263	58	205	22	54	9	3	4	24	0	1	0	22	25	4	2	3	2
Ross,C	.111	4	9	2	1	0	0	0	1	0	0	0	2	3	0	0	0	1
Semien,M	.225	59	204	17	46	12	3	2	11	0	0	0	14	53	1	2	6	14
Smolinski,J	.235	16	34	4	8	2	0	2	5	0	0	1	3	6	0	1	0	0
SEASON TOTAL	.222	26	54	8	12	3	0	3	8	0	1	1	7	10	0	1	0	0
Sogard,E	.259	49	139	19	36	5	1	0	21	1	1	1	8	19	3	0	2	2
Valencia,D	.264	19	72	12	19	3	1	1	11	0	0	1	7	14	0	1	6	1
SEASON TOTAL	.301	39	123	24	37	9	1	3	21	1	0	1	9	20	1	1	8	1
Vogt,S	.253	53	154	21	39	5	3	6	19	0	4	0	26	35	0	2	3	3
Zobrist,B	.295	28	95	13	28	7	1	1	11	0	2	0	10	6	1	1	3	0
SEASON TOTAL	.292	40	144	20	42	10	1	4	19	0	3	0	15	9	1	1	3	1
PITCHERS	.286	61	7	1	2	0	0	0	1	0	0	0	4	0	0	0	0	5
TOTALS	.243	61	2055	240	499	104	23	39	224	4	17	14	199	401	29	14	49	47

PITCHER	ERA	W	L	G	GS	CG	SHO	SV	IP	AB	H	R	ER	HR	HB	BB	SO	WP	AVG
Abad,F	4.50	1	1	16	0	0	0	0	12.0	44	10	6	6	2	0	6	11	0	.227
Alvarez,R	9.64	0	0	5	0	0	0	0	4.2	17	4	5	5	2	0	3	5	1	.235
Bassitt,C	3.75	0	4	7	6	0	0	0	36.0	139	33	17	15	2	4	16	27	3	.237
Brooks,A	5.59	0	1	2	1	0	0	0	9.2	40	13	6	6	2	0	3	6	0	.325
SEASON TOTAL	6.23	0	1	3	1	0	0	0	13.0	55	19	9	9	2	0	3	8	0	.345
Chavez,J	3.41	4	7	13	12	0	0	0	74.0	282	68	31	28	7	1	22	68	0	.241
Clippard,T	4.12	0	3	19	0	0	0	8	19.2	80	18	9	9	3	1	9	21	0	.225
SEASON TOTAL	3.86	2	4	24	0	0	0	8	25.2	102	22	11	11	4	1	11	27	1	.216
Cook,R	3.00	0	0	2	0	0	0	0	3.0	12	3	1	1	0	0	0	1	0	.250
SEASON TOTAL	23.63	0	0	5	0	0	0	0	5.1	30	14	14	4	0	3	3	1	0	.467
Coulombe,D	0.00	0	0	3	0	0	0	0	1.2	8	3	0	0	0	0	2	1	0	.375
SEASON TOTAL	2.45	0	0	4	0	0	0	0	3.2	17	6	1	1	0	0	3	1	0	.353
Davis,I	0.00	0	0	1	0	0	0	0	1.0	4	1	0	0	0	0	1	1	0	.250
Doolittle,S	3.86	1	0	8	0	0	0	2	9.1	33	7	4	4	1	0	4	8	0	.212
Doubront,F	9.58	1	1	2	2	0	0	0	10.1	42	15	11	11	4	0	3	8	1	.357
SEASON TOTAL	9.39	1	1	3	3	0	0	0	15.1	66	25	18	16	5	0	3	10	1	.379
Dull,R	10.13	1	2	5	0	0	0	0	5.1	19	5	6	6	3	0	2	5	0	.263
Graveman,K	5.08	2	5	10	0	0	0	0	51.1	204	59	30	29	9	4	13	33	2	.289
Gray,S	1.78	5	2	9	9	1	1	0	60.2	220	43	14	12	3	1	15	58	5	.195
Hahn,J	1.52	4	1	6	6	1	1	0	41.1	148	25	10	7	1	0	12	28	6	.169
Kazmir,S	2.36	2	2	7	7	0	0	0	42.0	154	32	14	11	1	1	14	39	1	.208
Leon,A	5.40	0	1	7	0	0	0	0	10.0	41	13	6	6	1	0	3	8	0	.317
Martin,C	9.00	0	0	1	0	0	0	0	2.0	8	2	2	2	1	0	1	1	0	.250
SEASON TOTAL	7.84	0	2	9	0	0	0	0	10.1	42	15	9	9	3	0	4	11	0	.357
Mujica,E	10.13	0	0	15	0	0	0	1	10.2	47	15	12	12	5	0	1	5	0	.319
SEASON TOTAL	8.53	0	0	17	0	0	0	1	12.2	54	17	12	12	5	0	1	5	0	.315
Nolin,S	5.40	0	2	3	3	0	0	0	13.1	53	17	10	8	1	0	7	6	1	.321
O'Flaherty,E	6.48	0	1	10	0	0	0	0	8.1	35	9	7	6	1	0	5	4	0	.257
SEASON TOTAL	5.91	0	1	13	0	0	0	0	10.2	46	13	8	7	1	0	6	6	0	.283
Otero,D	8.74	0	2	19	0	0	0	0	22.2	101	37	22	22	4	0	4	12	0	.366
Pomeranz,D	3.86	0	1	22	3	0	0	1	30.1	112	26	20	13	4	0	17	26	2	.232
Rodriguez,,F	2.13	2	0	24	0	0	0	0	25.1	89	16	8	6	1	0	11	25	1	.180
Scribner,E	2.95	1	0	19	0	0	0	0	21.1	84	23	8	7	2	1	0	17	0	.274
Smith,C	9.00	0	0	1	0	0	0	0	1.0	5	2	1	1	0	0	2	2	1	.400
Venditte,P	3.00	1	0	8	0	0	0	0	6.0	24	6	2	2	0	0	0	4	0	.250
Zito,B	10.29	0	0	3	2	0	0	0	7.0	31	12	8	8	4	0	6	2	0	.387
TOTALS	4.03	25	36	61	61	2	6	12	540.0	2076	517	270	242	64	13	182	432	24	.249

STATS AT NIGHT

BATTER	AVG	G	AB	R	H	2B	3B	HR	RBI	SH	SF	HP	BB	SO	SB	CS	DP	E
Anderson,B	.500	3	4	0	2	0	0	0	0	1	0	0	0	0	0	0	0	0
Blair,C	.136	7	22	2	3	0	0	0	2	0	0	2	14	0	0	0	3	
Burns,B	.291	76	320	40	93	11	4	3	22	1	1	6	11	53	11	7	4	3
Butler,B	.242	98	364	42	88	18	0	11	48	0	4	3	28	62	0	0	21	0
Canha,M	.253	78	281	41	71	13	2	10	43	0	1	6	21	68	6	1	4	5
Crisp,C	.144	26	90	6	13	4	0	0	4	0	0	0	9	18	2	0	2	0
Davis,I	.267	44	131	12	35	11	0	2	16	0	1	0	13	27	0	0	3	2
Fuld,S	.238	73	172	26	41	9	3	1	11	1	1	0	17	25	6	1	2	2
Gentry,C	.108	19	37	3	4	0	1	0	2	0	1	1	2	12	1	1	0	2
Ladendorf,T	.500	5	8	3	4	0	1	0	2	0	0	0	1	0	0	0	0	0
Lawrie,B	.266	96	372	48	99	19	2	13	45	1	2	4	15	103	4	1	3	16
Muncy,M	.232	24	56	8	13	5	0	2	3	0	0	0	8	17	0	0	0	3
Parrino,A	.000	7	3	0	0	0	0	0	0	0	0	0	3	0	0	0	0	0
Phegley,J	.263	42	133	16	35	9	0	5	19	0	0	1	6	32	0	0	2	1
Pridie,J	.000	4	7	0	0	0	0	0	0	0	0	1	3	0	0	0	0	0
Reddick,J	.277	91	321	45	89	16	1	16	53	1	1	0	27	40	6	0	4	3
Ross,C	.077	5	13	1	1	0	0	0	2	0	0	0	1	3	0	0	0	0
Semien,M	.276	96	352	48	97	11	4	13	34	1	1	1	28	79	10	3	10	21
Smolinski,J	.222	25	72	8	16	4	2	3	15	0	2	1	5	13	0	0	2	0
SEASON TOTAL	.179	50	112	16	20	4	2	3	18	0	3	2	12	29	1	0	3	0
Sogard,E	.240	71	233	21	56	7	2	1	16	2	0	1	15	31	3	1	7	4
Valencia,D	.297	28	111	21	33	7	0	10	26	0	1	0	13	26	0	0	3	2
SEASON TOTAL	.284	66	222	35	63	14	0	15	45	0	2	0	20	60	1	1	5	3
Vogt,S	.265	83	291	37	77	16	0	12	52	0	4	2	30	62	0	0	6	2
Zobrist,B	.250	39	140	26	35	13	1	5	22	0	1	0	23	20	0	0	2	3
SEASON TOTAL	.269	86	323	56	87	26	2	9	37	0	2	1	47	47	2	3	5	6
PITCHERS	.083	101	12	0	1	0	0	0	2	0	0	0	7	0	0	0	0	7
TOTALS	.256	101	3545	454	906	173	23	107	437	10	21	26	276	718	49	15	75	79

PITCHER	ERA	W	L	G	GS	CG	SHO	SV	IP	AB	H	R	ER	HR	HB	BB	SO	WP	AVG
Abad,F	4.04	1	1	46	0	0	0	0	35.2	135	35	17	16	9	1	13	34	4	.259
Alvarez,R	9.98	0	0	16	0	0	0	0	15.1	68	23	18	17	5	0	10	18	4	.338
Bassitt,C	3.42	1	4	11	7	0	0	0	50.0	181	45	19	19	3	5	14	37	2	.249
Brooks,A	6.97	3	3	9	8	0	0	0	41.1	169	54	32	32	7	4	11	29	0	.320
SEASON TOTAL	6.80	3	3	10	8	0	0	0	42.1	172	54	32	32	7	4	11	30	0	.314
Castro,A	2.25	0	1	5	0	0	0	0	4.0	18	8	1	1	1	0	3	0	0	.444
Chavez,J	4.88	3	8	17	14	0	0	1	83.0	330	96	47	45	11	1	26	68	3	.291
Clippard,T	1.42	1	0	18	0	0	0	9	19.0	63	7	3	3	0	1	12	17	1	.111
SEASON TOTAL	2.38	3	0	45	0	0	0	11	45.1	161	27	14	12	4	3	20	37	5	.168
Cook,R	27.00	0	2	2	0	0	0	0	1.1	8	4	4	4	0	0	3	2	0	.500
SEASON TOTAL	10.80	0	2	4	0	0	0	0	3.1	17	6	5	4	0	0	4	3	0	.353
Coulombe,D	4.50	0	0	6	0	0	0	0	6.0	21	5	3	3	0	0	1	3	1	.238
SEASON TOTAL	6.57	0	0	10	0	0	0	0	12.1	46	11	9	9	0	0	6	10	2	.239
Davis,I	0.00	0	0	1	0	0	0	0	1.0	3	0	0	0	0	0	0	0	0	.000
Doolittle,S	4.15	0	0	4	0	0	0	2	4.1	18	5	2	2	0	0	1	7	0	.278
Doubont,F	4.89	1	1	9	6	0	0	1	42.1	156	40	24	23	5	0	18	35	1	.256
SEASON TOTAL	4.50	2	2	13	9	0	0	1	60.0	226	62	32	30	5	1	23	46	2	.274
Dull,R	1.54	0	0	8	0	0	0	1	11.2	40	7	2	2	1	0	4	11	0	.175
Graveman,K	3.22	4	4	11	11	1	0	0	64.1	252	67	27	23	6	1	25	44	2	.266
Gray,S	3.12	9	5	22	22	2	1	0	147.1	545	123	57	51	14	1	44	111	8	.226
Hahn,J	4.72	2	5	10	10	0	0	0	55.1	222	63	36	29	4	8	13	36	1	.284
Kazmir,S	2.39	3	3	11	11	0	0	0	67.2	241	52	21	18	6	2	21	62	1	.216
SEASON TOTAL	3.32	5	9	24	24	0	0	0	141.0	530	130	63	52	19	8	45	116	4	.245
Leon,A	3.78	0	1	12	0	0	0	0	16.2	62	17	8	7	2	0	6	11	0	.274
Martin,C	15.43	0	2	3	2	0	0	0	7.0	34	14	12	12	3	1	4	2	1	.412
SEASON TOTAL	7.97	2	3	16	2	0	0	0	20.1	81	25	18	18	5	2	8	16	2	.309
Mills,B	5.40	0	0	1	1	0	0	0	5.0	21	7	3	3	1	1	1	1	0	.333
Mujica,E	2.35	2	4	23	0	0	0	0	23.0	85	22	9	6	2	0	3	17	1	.259
SEASON TOTAL	3.38	3	5	32	0	0	0	0	34.2	129	35	16	13	5	1	6	25	1	.271
Nolin,S	5.17	1	0	3	3	0	0	0	15.2	63	18	9	9	3	0	5	9	2	.286
O'Flaherty,E	5.54	1	1	15	0	0	0	0	13.0	58	20	10	8	0	0	8	11	0	.345
SEASON TOTAL	9.31	1	1	28	0	0	0	0	19.1	91	34	22	20	1	2	12	15	1	.374
Otero,D	4.88	2	2	22	0	0	0	0	24.0	91	27	13	13	3	2	2	16	1	.297
Pomeranz,D	3.56	5	5	31	6	0	0	2	55.2	202	45	24	22	4	3	14	56	0	.223
Rodriguez,F	5.13	2	2	32	0	0	0	0	33.1	126	27	19	19	3	1	13	40	3	.214
Scribner,E	5.12	1	2	35	0	0	0	0	38.2	147	35	23	22	12	1	4	47	2	.238
Smith,C	108.00	0	0	1	0	0	0	0	0.1	4	3	4	4	0	1	1	0	0	.750
Venditte,P	4.76	1	2	18	0	0	0	0	22.2	81	16	12	12	3	0	12	19	0	.198
TOTALS	4.20	43	58	101	101	3	9	16	904.2	3444	885	459	422	108	34	292	747	38	.257

STATS VS. LEFT-HANDERS

BATTER	AVG	G	AB	R	H	2B	3B	HR	RBI	SH	SF	HP	BB	SO	SB	CS	DP	SLG	OBP
Anderson,B	.250	2	4	0	1	0	0	0	1	0	1	0	0	1	0	0	0	.250	.200
Blair,C	.091	7	11	2	1	0	0	1	1	0	0	0	2	6	0	0	1	.364	.231
Burns,B	.315	73	165	23	52	8	1	2	8	0	1	3	8	26	3	1	3	.412	.356
Butler,B	.200	77	140	15	28	9	0	4	10	0	0	0	29	23	0	0	8	.350	.337
Canha,M	.221	71	149	21	33	2	1	3	16	0	1	2	10	30	4	1	2	.309	.278
Crisp,C	.200	21	40	1	8	3	0	0	1	0	0	0	3	6	0	0	0	.275	.256
Davis,I	.211	18	19	1	4	3	0	0	0	0	0	0	0	3	0	0	0	.368	.211
Fuld,S	.106	30	47	3	5	1	0	1	4	0	0	2	5	12	1	0	1	.191	.222
Gentry,C	.143	14	28	3	4	0	1	0	1	0	1	1	1	9	0	1	0	.214	.194
Ladendorf,T	.222	6	9	1	2	0	1	0	1	0	0	0	0	1	0	0	0	.444	.222
Lawrie,B	.293	74	157	20	46	7	1	7	22	1	1	2	10	32	1	0	3	.484	.341
Muncy,M	.000	3	1	2	0	0	0	0	0	0	0	0	1	1	0	0	0	.000	.500
Parrino,A	.000	3	2	1	0	0	0	0	0	0	0	0	1	2	0	0	0	.000	.333
Phegley,J	.276	52	116	13	32	7	0	5	17	0	0	0	8	23	0	0	2	.466	.323
Reddick,J	.222	82	135	16	30	5	1	4	16	1	0	0	13	20	5	0	1	.363	.291
Ross,C	.125	7	16	2	2	0	0	0	1	0	0	0	0	5	0	0	0	.125	.125
Semien,M	.329	73	152	20	50	4	4	5	18	0	1	0	11	25	6	1	4	.507	.372
Smolinski,J	.320	24	50	7	16	1	2	3	12	0	2	0	7	6	0	0	0	.600	.390
SEASON TOTAL	.262	42	84	13	22	2	2	4	17	0	3	0	14	16	1	0	1	.476	.356
Sogard,E	.210	43	62	11	13	1	0	1	8	1	0	1	4	18	1	0	0	.274	.269
Valencia,D	.273	30	55	7	15	1	0	3	14	0	1	0	11	6	0	0	6	.455	.388
SEASON TOTAL	.298	68	131	18	39	6	0	5	27	0	1	0	17	24	1	1	10	.458	.376
Vogt,S	.239	73	109	9	26	5	1	1	19	0	3	1	10	24	0	0	3	.330	.301
Zobrist,B	.321	41	78	9	25	9	1	0	8	0	0	0	11	8	1	0	2	.462	.404
SEASON TOTAL	.329	72	149	26	49	17	1	3	16	0	1	1	20	18	1	2	4	.517	.409
PITCHERS	.000		4	0	0	0	0	0	0	0	0	0	0	3	0	0	0	.000	.000
TOTALS	.254	1549	187	393	66	14	40	178	3	12	12	145	290	22	4	36	.392	.320	

PITCHER	AVG	AB	H	HR	HB	BB	SO
Abad,F	.277	101	28	7	1	5	26
Alvarez,R	.450	40	18	4	0	2	6
Bassitt,C	.217	184	40	3	4	22	36
Brooks,A	.299	97	29	5	1	7	21
Castro,A	.300	10	3	1	0	1	3
Chavez,J	.291	337	98	14	2	23	66
Clippard,T	.100	70	7	0	0	11	17
Cook,R	.500	6	3	0	0	2	1
Coulombe,D	.267	15	4	0	0	1	1
Davis,I	.000	2	0	0	0	0	0
Doolittle,S	.273	11	3	1	0	3	3
Doubront,F	.170	47	8	1	0	5	16
Dull,R	.167	24	4	3	0	6	7
Graveman,K	.275	222	61	4	4	24	36
Gray,S	.208	389	81	8	2	34	93
Hahn,J	.286	192	55	3	6	12	33
Kazmir,S	.221	104	23	2	1	6	17
Leon,A	.342	38	13	2	0	6	6
Martin,C	.350	20	7	2	0	3	1
Mills,B	.400	5	2	0	1	0	0
Mujica,E	.333	45	15	2	0	1	9
Nolin,S	.333	39	13	2	0	5	5
O'Flaherty,E	.186	43	8	0	0	6	13
Otero,D	.328	64	21	3	0	3	11
Pomeranz,D	.152	99	15	2	2	7	33
Rodriguez,F	.174	86	15	0	0	11	29
Scribner,E	.227	97	22	6	1	2	29
Smith,C	.714	7	5	0	0	1	1
Venditte,P	.104	48	5	1	0	4	19
Zito,B	.400	5	2	2	0	0	1
TOTALS	.248	2447	608	78	25	213	539

STATS VS. RIGHT-HANDERS

BATTER	AVG	G	AB	R	H	2B	3B	HR	RBI	SH	SF	HP	BB	SO	SB	CS	DP	SLG	OBP
Anderson,B	1.000	4	1	0	1	0	0	0	0	1	0	0	1	0	0	0	01.000	1.000	
Blair,C	.150	9	20	1	3	0	0	0	2	0	0	0	2	12	0	0	0	.150	.227
Burns,B	.285	115	355	47	101	10	8	3	34	1	1	3	18	55	23	7	2	.383	.324
Butler,B	.269	141	398	48	107	19	1	11	55	0	4	7	23	78	0	0	18	.405	.317
Canha,M	.271	114	292	40	79	20	2	13	54	0	2	6	23	66	3	1	7	.486	.334
Crisp,C	.163	38	86	10	14	3	0	0	5	0	0	0	10	19	2	0	2	.198	.250
Davis,I	.231	74	195	18	45	14	0	3	20	0	2	0	23	41	0	0	5	.349	.309
Fuld,S	.214	113	243	31	52	15	3	1	18	2	1	0	25	43	8	3	5	.313	.286
Gentry,C	.091	17	22	3	2	0	1	0	2	0	0	0	3	6	1	0	0	.182	.200
Ladendorf,T	.250	6	8	2	2	0	0	0	1	0	0	0	1	1	0	0	0	.250	.333
Lawrie,B	.247	139	405	44	100	22	2	9	38	2	3	3	18	112	4	2	5	.378	.282
Muncy,M	.208	45	101	12	21	8	1	3	9	0	1	0	8	30	0	0	0	.396	.264
Parrino,A	.000	15	4	0	0	0	0	0	0	0	0	0	1	3	0	0	0	.000	.200
Phegley,J	.220	51	109	14	24	9	1	4	17	0	1	3	6	28	0	0	3	.431	.277
Pridie,J	.000	6	9	0	0	0	0	0	0	0	0	0	1	4	0	0	0	.000	.100
Reddick,J	.289	142	391	51	113	20	3	16	61	0	2	0	36	45	5	2	6	.478	.347
Ross,C	.000	5	6	1	0	0	0	0	2	0	0	0	3	1	0	0	0	.000	.333
Semien,M	.230	143	404	45	93	19	3	10	27	1	0	1	31	107	5	4	12	.366	.287
Smolinski,J	.143	29	56	5	8	5	0	2	8	0	0	2	1	13	0	1	2	.339	.186
SEASON TOTAL	.122	53	82	11	10	5	0	2	9	0	1	3	5	23	0	1	2	.256	.198
Sogard,E	.255	117	310	29	79	11	3	0	29	2	1	1	19	32	5	1	9	.310	.299
Valencia,D	.289	44	128	26	37	9	1	8	23	0	0	1	9	34	0	1	3	.563	.341
SEASON TOTAL	.285	89	214	41	61	17	1	13	39	1	1	1	12	56	1	1	3	.556	.325
Vogt,S	.268	121	336	49	90	16	2	17	52	0	5	1	46	73	0	2	6	.479	.353
Zobrist,B	.242	61	157	30	38	11	1	6	25	0	3	0	22	18	0	1	3	.439	.330
SEASON TOTAL	.252	117	318	50	80	19	2	10	40	0	4	0	42	38	2	2	4	.418	.335
PITCHERS	.200	15	1	3	0	0	0	1	2	0	0	0	8	0	0	0	.200	.200	
TOTALS	.250	4051	5071012	211	32	106	483	11	26	28	330	829	56	25	88	.396	.309		

PITCHER	AVG	AB	H	HR	HB	BB	SO
Abad,F	.218	78	17	4	0	14	19
Alvarez,R	.200	45	9	3	0	11	17
Bassitt,C	.279	136	38	2	5	8	28
Brooks,A	.339	112	38	4	3	7	14
Castro,A	.625	8	5	0	0	2	1
Chavez,J	.240	275	66	4	0	25	70
Clippard,T	.247	73	18	3	2	10	21
Cook,R	.286	14	4	0	0	1	2
Coulombe,D	.286	14	4	0	0	2	3
Davis,I	.200	5	1	0	0	1	1
Doolittle,S	.225	40	9	0	0	2	12
Doubront,F	.311	151	47	8	0	16	27
Dull,R	.229	35	8	1	0	0	9
Graveman,K	.278	234	65	11	1	14	41
Gray,S	.226	376	85	9	0	25	76
Hahn,J	.185	178	33	2	2	13	31
Kazmir,S	.210	291	61	5	2	29	84
Leon,A	.262	65	17	1	0	3	13
Martin,C	.409	22	9	2	1	2	2
Mills,B	.313	16	5	1	0	1	1
Mujica,E	.253	87	22	5	0	3	13
Nolin,S	.286	77	22	2	0	7	10
O'Flaherty,E	.420	50	21	1	0	7	2
Otero,D	.336	128	43	4	2	3	17
Pomeranz,D	.260	215	56	6	1	24	49
Rodriguez,,F	.217	129	28	4	1	13	36
Scribner,E	.269	134	36	8	1	2	35
Smith,C	.000	2	0	0	1	2	1
Venditte,P	.298	57	17	2	0	8	4
Zito,B	.385	26	10	2	0	6	1
TOTALS	.258	3073	794	94	22	261	640

REVIEW

FINAL STANDINGS

A.L. EAST	LAST 10											
	WON	LOST	PCT.	GB	GAMES	STREAK	HOME	ROAD	vs EAST	vs CENT	vs WEST	vs N.L.
Toronto	93	69	.574	-	6-4	Lost 2	53-28	40-41	42-34	20-14	19-13	12-8
New York	87	75	.537	6	3-7	Lost 3	45-36	42-39	38-38	21-12	17-16	11-9
Baltimore	81	81	.500	12	5-5	Won 5	47-31	34-50	39-37	15-18	15-18	12-8
Tampa Bay	80	82	.494	13	6-4	Won 2	42-42	38-40	36-40	13-19	17-17	14-6
Boston	78	84	.481	15	6-4	Lost 4	43-38	35-46	35-41	15-18	15-18	13-7

A.L. CENTRAL	LAST 10											
	WON	LOST	PCT.	GB	GAMES	STREAK	HOME	ROAD	vs EAST	vs CENT	vs WEST	vs N.L.
Kansas City	95	67	.586	-	6-4	Won 5	51-30	44-37	18-16	44-32	20-12	13-7
Minnesota	83	79	.512	12	5-5	Lost 3	46-35	37-44	19-14	40-36	16-17	8-12
Cleveland	81	80	.503	13.5	6-4	Won 3	39-41	42-39	18-15	32-43	19-14	12-8
Chicago	76	86	.469	19	4-6	Lost 1	40-41	36-45	14-19	32-44	21-12	9-11
Detroit	74	87	.460	20.5	4-6	Won 1	38-43	36-44	12-20	41-34	12-22	9-11

A.L. WEST	LAST 10											
	WON	LOST	PCT.	GB	GAMES	STREAK	HOME	ROAD	vs EAST	vs CENT	vs WEST	vs N.L.
Texas	88	74	.543	-	5-5	Won 1	43-38	45-36	23-11	18-14	36-40	11-9
Houston	86	76	.531	2	6-4	Lost 1	53-28	33-48	18-16	14-18	38-38	16-4
Los Angeles	85	77	.525	3	7-3	Lost 1	49-32	36-45	16-16	17-17	44-32	8-12
Seattle	76	86	.469	12	2-8	Won 1	36-45	40-41	15-17	14-20	39-37	8-12
Oakland	68	94	.420	20	4-6	Lost 1	34-47	34-47	10-23	14-19	33-43	11-9

N.L. EAST	LAST 10											
	WON	LOST	PCT.	GB	GAMES	STREAK	HOME	ROAD	vs EAST	vs CENT	vs WEST	vs A.L.
New York	90	72	.556	-	5-5	Won 1	49-32	41-40	47-29	13-20	21-12	9-11
Washington	83	79	.512	7	5-5	Lost 1	46-35	37-44	44-32	14-19	17-16	8-12
Miami	71	91	.438	19	6-4	Lost 1	41-40	30-51	35-41	13-19	16-18	7-13
Atlanta	67	95	.414	23	6-4	Won 3	42-39	25-56	34-42	15-18	12-21	6-14
Philadelphia	63	99	.389	27	6-4	Won 1	37-44	26-55	30-46	11-23	14-18	8-12

N.L. CENTRAL	LAST 10											
	WON	LOST	PCT.	GB	GAMES	STREAK	HOME	ROAD	vs EAST	vs CENT	vs WEST	vs A.L.
St. Louis	100	62	.617	-	4-6	Lost 3	55-26	45-36	20-12	46-30	23-11	11-9
Pittsburgh	98	64	.605	2	6-4	Won 1	53-28	45-36	24-9	34-42	27-6	13-7
Chicago	97	65	.599	3	8-2	Won 8	49-32	48-33	22-12	46-30	19-13	10-10
Milwaukee	68	94	.420	32	4-6	Lost 4	34-47	34-47	17-16	31-45	12-21	8-12
Cincinnati	64	98	.395	36	1-9	Lost 1	34-47	30-51	16-17	33-43	8-25	7-13

N.L. WEST	LAST 10											
	WON	LOST	PCT.	GB	GAMES	STREAK	HOME	ROAD	vs EAST	vs CENT	vs WEST	vs A.L.
Los Angeles	92	70	.568	-	5-5	Won 4	55-26	37-44	19-13	17-17	46-30	10-10
San Francisco	84	78	.519	8	5-5	Lost 1	47-34	37-44	18-15	15-18	38-38	13-7
Arizona	79	83	.488	13	6-4	Won 1	39-42	40-41	15-18	14-19	39-37	11-9
San Diego	74	88	.457	18	3-7	Lost 3	39-42	35-46	17-16	15-18	35-41	7-13
Colorado	68	94	.420	24	5-5	Won 1	36-45	32-49	16-18	15-17	32-44	5-15

A.L. WILD CARD	WON	LOST	PCT.	GB	N.L. WILD CARD	WON	LOST	PCT.	GB
New York	87	75	.537	-	Pittsburgh	98	64	.605	-
Houston	86	76	.531	-	Chicago	97	65	.599	-
Los Angeles	85	77	.525	1	San Francisco	84	78	.519	13
Minnesota	83	79	.512	3	Washington	83	79	.512	14
Cleveland	81	80	.503	4.5	Arizona	79	83	.488	18

MAJOR LEAGUE ATTENDANCE

CLUB	HOME			AMERICAN		LEAGUE		ROAD		
	TOTAL	AVERAGE	DATES	GAMES	SEASON	HIGH	DATE	TOTAL	AVERAGE	DATES
New York	3,193,795	39,922	80	(81)	48,608	6-Aug	2,537,141	31,323	81	
Los Angeles	3,012,765	37,195	81	(81)	44,489	10-Apr	2,345,619	28,958	81	
Boston	2,880,694	35,564	81	(81)	38,063	28-Jul	2,613,343	32,263	81	
Toronto	2,794,891	34,505	81	(81)	48,414	13-Apr	2,193,264	27,763	79	
Detroit	2,726,048	33,655	81	(81)	45,030	6-Apr	2,347,842	29,720	79	
Kansas City	2,708,549	33,439	81	(81)	40,085	6-Apr	2,242,224	27,682	81	
Texas	2,491,875	30,764	81	(81)	48,885	10-Apr	2,354,914	29,073	81	
Baltimore	2,320,588	29,751	78	(80)	46,289	10-Jul	2,325,892	28,715	81	
Minnesota	2,220,054	27,408	81	(81)	40,660	25-Jul	2,344,521	29,307	80	
Seattle	2,193,581	27,081	81	(81)	45,909	6-Apr	2,353,217	29,052	81	
Houston	2,153,585	26,587	81	(81)	43,753	6-Apr	2,277,838	28,121	81	
Oakland	1,768,175	21,829	81	(81)	36,067	6-Apr	2,391,645	29,526	81	
Chicago	1,755,810	21,948	80	(81)	39,579	15-Aug	2,322,442	29,398	79	
Cleveland	1,388,905	17,806	78	(80)	35,789	10-Apr	2,361,162	29,150	81	
Tampa Bay	1,247,668	15,403	81	(81)	31,042	6-Apr	2,283,309	28,189	81	
Totals	34,856,983	28,879	1207	(1213)			35,294,373	29,217	1208	

CLUB	HOME			NATIONAL		LEAGUE		ROAD		
	TOTAL	AVERAGE	DATES	GAMES	SEASON	HIGH	DATE	TOTAL	AVERAGE	DATES
Los Angeles	3,764,815	46,479	81	(81)	53,518	6-Apr	2,796,585	34,526	81	
St. Louis	3,520,889	43,468	81	(81)	47,875	13-Apr	2,505,425	31,318	80	
San Francisco	3,375,882	41,678	81	(81)	42,743	28-Jul	2,763,811	34,121	81	
Chicago	2,959,812	36,541	81	(81)	41,688	12-Jul	2,753,766	34,422	80	
Washington	2,619,843	32,344	81	(81)	42,295	6-Apr	2,418,470	30,231	80	
New York	2,569,753	31,725	81	(81)	43,947	13-Apr	2,486,157	30,693	81	
Milwaukee	2,542,558	31,390	81	(81)	46,032	6-Apr	2,562,364	31,634	81	
Colorado	2,506,789	31,335	80	(81)	49,303	10-Apr	2,507,923	30,962	81	
Pittsburgh	2,498,596	30,847	81	(81)	39,933	13-Apr	2,676,977	33,049	81	
San Diego	2,459,742	30,367	81	(81)	45,282	16-May	2,569,468	31,722	81	
Cincinnati	2,419,506	29,870	81	(81)	43,633	6-Apr	2,566,010	32,075	80	
Arizona	2,080,145	25,681	81	(81)	49,043	6-Apr	2,612,384	32,655	80	
Atlanta	2,001,392	25,017	80	(81)	49,243	29-Aug	2,405,662	29,700	81	
Philadelphia	1,831,080	23,475	78	(81)	45,549	6-Apr	2,503,409	30,906	81	
Miami	1,752,235	21,633	81	(81)	36,969	6-Apr	2,337,236	29,215	80	
Totals	38,903,037	32,151	1210	(1215)			38,465,647	31,816	1209	

Grand Totals	73,760,020	30,517	2417	(2428)			73,760,020	30,517	2417
---------------------	-------------------	---------------	-------------	---------------	--	--	-------------------	---------------	-------------

POSTSEASON RESULTS

AMERICAN LEAGUE WILD CARD GAME

Houston 3, New York 0

NATIONAL LEAGUE WILD CARD GAME

Chicago 4, Pittsburgh 0

AMERICAN LEAGUE DIVISION SERIES

Kansas City defeated Houston, 3 games to 2
Toronto defeated Texas, 3 games to 2

NATIONAL LEAGUE DIVISION SERIES

New York defeated Los Angeles, 3 games to 2
Chicago defeated St. Louis, 3 games to 1

AMERICAN LEAGUE CHAMPIONSHIP SERIES

Kansas City defeated Toronto, 4 games to 2

NATIONAL LEAGUE CHAMPIONSHIP SERIES

New York defeated Chicago, 4 games to 0

WORLD SERIES

Kansas City defeated New York, 4 games to 1

AL TEAM LEADERS

CLUB BATTING

CLUB	AVG	G	AB	R	H	TB	2B	3B	HR	RBI	SH	SF	HP	BB	IBB	SO	SB	CS	GI		
																			DP	SLG	OBP
Detroit	.270	161	5605	689	1515	2355	289	49	151	660	23	35	41	455	36	1259	83	51	152	.420	.328
Toronto	.269	162	5509	891	1480	2518	308	17	232	852	36	62	54	570	12	1151	88	23	140	.457	.340
Kansas City	.269	162	5575	724	1497	2298	300	42	139	689	34	47	77	383	28	973	104	34	133	.412	.322
Boston	.265	162	5640	748	1496	2339	294	33	161	706	30	42	46	478	28	1148	71	27	127	.415	.325
Texas	.257	162	5511	751	1419	2278	279	32	172	707	43	54	76	503	32	1233	101	39	99	.413	.325
Cleveland	.256	161	5439	669	1395	2179	303	29	141	640	47	50	39	533	34	1157	86	28	134	.401	.325
Tampa Bay	.252	162	5485	644	1383	2226	278	32	167	612	19	47	84	436	22	1310	87	45	121	.406	.314
New York	.251	162	5567	764	1397	2343	272	19	212	737	24	54	63	554	23	1227	63	25	105	.421	.323
Oakland	.251	162	5600	694	1405	2212	277	46	146	661	14	38	40	475	21	1119	78	29	124	.395	.312
Baltimore	.250	162	5485	713	1370	2307	246	20	217	686	20	32	51	418	23	1331	44	25	127	.421	.307
Houston	.250	162	5459	729	1363	2383	278	26	230	691	28	43	56	486	22	1392	121	48	102	.437	.315
Chicago	.250	162	5533	622	1381	2103	260	27	136	595	30	37	65	404	22	1231	68	42	125	.380	.306
Seattle	.249	162	5544	656	1379	2279	262	22	198	624	38	35	36	478	31	1336	69	45	123	.411	.311
Minnesota	.247	162	5467	696	1349	2182	277	44	156	661	30	41	40	439	31	1264	70	38	133	.399	.305
Los Angeles	.246	162	5417	661	1331	2144	243	21	176	621	37	40	58	435	34	1150	52	34	116	.396	.307
Totals	.255	1214	82836	10651	21160	4166	4166	2634	10142	453	826	399	7047	18281	1185	1861	533	.412			

CLUB PITCHING

CLUB	W	L	ERA	G	CG	SHO	SV	IP	H	R	ER	HR	HB	BB	IBB	SO	WP	BK	AVG
Houston	86	76	3.57	162	5	13	482	1441.0	1308	618	572	148	43	423	17	1280	61	2	.241
Cleveland	81	80	3.67	161	11	10	476	1432.2	1274	640	584	161	48	425	27	1407	48	5	.237
Kansas City	95	67	3.73	162	2	8	493	1452.0	1372	641	601	155	52	489	10	1160	62	2	.249
Tampa Bay	80	82	3.74	162	1	12	530	1453.1	1314	642	604	175	46	477	23	1355	81	5	.240
Toronto	93	69	3.80	162	7	10	469	1441.0	1353	670	609	173	59	397	20	1117	62	4	.248
Los Angeles	85	77	3.94	162	2	12	518	1440.2	1355	675	630	166	71	466	45	1221	61	4	.248
Chicago	76	86	3.98	162	7	9	414	1452.2	1443	701	643	162	62	474	34	1359	61	2	.260
New York	87	75	4.05	162	3	4	497	1457.2	1417	698	656	182	56	474	16	1370	78	4	.253
Baltimore	81	81	4.05	162	0	10	453	1434.2	1406	693	646	174	54	483	27	1233	46	0	.257
Minnesota	83	79	4.07	162	2	12	520	1443.0	1506	700	653	163	41	413	34	1046	54	2	.269
Oakland	68	94	4.14	162	5	15	487	1444.2	1402	729	664	172	47	474	19	1179	62	4	.254
Seattle	76	86	4.16	162	6	12	509	1463.0	1430	726	677	181	70	491	41	1283	72	5	.256
Texas	88	74	4.24	162	5	9	498	1442.2	1459	733	680	171	63	508	29	1095	51	5	.262
Boston	78	84	4.31	162	3	10	475	1448.1	1486	753	694	178	62	478	17	1218	79	10	.264
Detroit	74	87	4.64	161	7	12	505	1447.0	1491	803	746	193	46	489	32	1100	60	8	.268
Totals	1231	1197	4.01	1214	66	158	7326	21694.1	21016	10422	9659	2554	820	6961	39118	18423	938	62	.254

CLUB FIELDING

CLUB	PCT	G	PO	A	E	TC	DP	TP	PB
Baltimore	.987	162	4304	1597	77	5978	134	0	10
Cleveland	.987	161	4298	1528	79	5905	136	0	10
Houston	.986	162	4323	1617	85	6025	131	1	8
Minnesota	.986	162	4329	1637	86	6052	150	0	3
Detroit	.986	161	4341	1621	86	6048	165	0	5
Kansas City	.985	162	4356	1611	88	6055	138	0	5
Toronto	.985	162	4323	1592	88	6003	145	0	25
New York	.985	162	4373	1594	92	6059	135	0	8
Seattle	.985	162	4389	1685	94	6168	155	1	10
Los Angeles	.984	162	4322	1491	93	5906	108	0	13
Boston	.984	162	4345	1625	97	6067	148	0	22
Tampa Bay	.984	162	4360	1408	95	5863	118	0	8
Chicago	.983	162	4358	1582	101	6041	159	0	22
Texas	.981	162	4328	1695	119	6142	169	0	11
Oakland	.979	162	4334	1642	126	6102	154	0	14
Totals	.984	1214	65083	23925	1406	90414	2145	2	174

CLUB MISCELLANEOUS

NOTE: "V.LHS/RHS" IS THE CLUB RECORD IN GAMES STARTED BY LEFT OR RIGHT HANDED PITCHERS, NOT NECESSARILY VERSUS THAT INDIVIDUAL PITCHER.

CLUB	VS LHS	VS RHS	GRASS	ARTIF	DAY	NIGHT	1-RUN	X-INN	DOUBLEHEADERS			ATTENDANCE	
									W	L	S	HOME	ROAD
Baltimore	22-23	59-61	70-70	11-1	27-28	54-53	25-26	6-5	0	0	2	2,320,588	2,325,892
Boston	21-25	57-59	67-76	11-8	27-26	51-58	20-19	7-7	0	0	2	2,880,694	2,613,343
Chicago	18-18	58-68	75-81	1-5	25-37	51-49	29-30	13-5	0	0	2	1,755,810	2,322,442
Cleveland	24-31	57-49	76-78	5-2	26-27	55-53	15-18	5-4	0	0	2	1,388,905	2,361,162
Detroit	21-17	53-70	73-82	1-5	31-28	43-59	26-22	9-8	0	0	1	2,726,048	2,347,842
Houston	30-31	56-45	86-70	0-6	28-23	58-53	21-29	8-6	0	0	2	1,153,585	2,277,838
Kansas City	31-27	64-40	92-63	3-4	30-16	65-51	23-17	10-6	0	0	0	2,708,549	2,242,224
Los Angeles	25-22	60-55	81-74	4-3	20-23	65-54	35-17	5-7	0	0	0	3,012,765	2,345,619
Minnesota	28-26	55-53	81-74	2-5	31-33	52-46	21-20	6-8	0	0	1	2,220,054	2,344,521
New York	27-23	60-52	77-66	10-9	30-23	57-52	23-24	4-9	0	1	0	3,193,795	2,537,141
Oakland	15-32	53-62	66-89	2-5	25-36	43-58	19-35	7-10	0	0	0	1,768,175	2,391,645
Seattle	22-32	54-54	71-85	5-1	24-27	52-59	28-29	10-13	0	0	0	2,193,581	2,353,217
Tampa Bay	30-23	50-59	34-34	46-48	21-28	59-54	26-30	2-13	0	0	0	1,247,668	2,283,309
Texas	35-31	53-43	85-70	3-4	23-24	65-50	27-22	5-4	0	0	0	2,491,875	2,354,914
Toronto	20-15	73-54	37-35	56-34	36-27	57-42	15-28	8-6	1	0	1	2,794,891	2,193,264

CLUB RANK BATTING

CLUB	AVG	G	AB	R	H	TB	2B	3B	HR	RBI	SH	SF	HP	BB	IBB	SO	SB	CS	DPS	SLGOBP	
																					GI
Baltimore	10	1	10	7	12	6	14	13	3	7	13	15	9	13	9	13	15	2	9	4	12
Boston	4	1	1	4	3	5	4	5	9	4	7	8	10	6	7	3	9	4	9	6	3
Chicago	12	1	7	15	10	15	13	9	15	15	7	12	4	14	11	8	12	11	8	15	14
Cleveland	6	14	14	11	8	13	2	8	13	11	1	4	14	3	2	6	6	5	13	11	5
Detroit	1	14	2	10	1	3	5	1	11	10	12	13	11	9	1	10	7	15	15	5	2
Houston	11	1	13	5	13	2	7	10	2	5	10	7	7	5	11	15	1	14	2	2	8
Kansas City	3	1	4	6	2	7	3	4	14	6	6	5	2	15	7	1	2	7	11	8	7
Los Angeles	15	1	15	12	15	14	15	12	6	13	4	10	6	12	2	4	14	7	4	13	13
Minnesota	14	1	12	8	14	12	9	3	10	8	7	9	12	10	5	11	10	9	11	12	15
New York	8	1	5	2	7	4	11	14	4	2	11	2	5	2	9	7	13	2	3	3	6
Oakland	9	1	3	9	6	11	9	2	12	8	15	11	12	8	14	2	8	6	7	14	10
Seattle	13	1	6	13	11	8	12	11	5	12	3	13	15	6	5	14	11	12	6	9	11
Tampa Bay	7	1	10	14	9	10	7	6	8	14	14	5	1	11	11	12	5	10	5	10	9
Texas	5	1	8	3	5	9	6	6	7	3	2	2	3	4	4	9	3	10	1	7	4
Toronto	2	1	9	1	4	1	1	15	1	1	5	1	8	1	15	5	4	1	14	1	1

CLUB RANK PITCHING

CLUB	W	L	ERA	G	CG	SHO	SV	IP	H	TBF	R	ER	HR	SH	SF	HB	BB	IBB	SO	WP	BK
Baltimore	8	7	9	1	15	8	8	14	8	5	7	8	10	3	9	8	11	8	7	1	1
Boston	11	5	14	1	9	8	9	6	13	15	14	14	12	2	11	10	3	9	14	15	
Chicago	12	3	7	1	2	12	12	4	11	10	10	7	4	12	7	11	6	12	3	6	2
Cleveland	8	8	2	14	1	8	11	15	1	1	2	2	3	5	1	6	4	8	1	2	10
Detroit	14	2	15	14	2	3	13	7	14	11	15	15	15	9	3	12	11	13	5	14	
Houston	5	11	1	1	6	2	10	11	2	2	1	1	1	6	4	2	3	3	6	6	2
Kansas City	1	15	3	1	11	14	2	5	6	7	3	3	2	8	9	7	12	1	11	9	2
Los Angeles	6	10	6	1	11	3	4	13	5	6	6	6	6	12	13	15	5	15	8	6	6
Minnesota	7	9	10	1	11	3	5	9	15	9	9	5	12	7	1	2	12	15	4	2	
New York	4	12	8	1	9	15	3	2	9	12	8	10	14	9	5	9	6	2	13	6	
Oakland	15	1	11	1	6	1	15	8	7	8	12	11	8	11	15	5	6	5	10	9	6
Seattle	12	3	12	1	5	3	5	1	10	14	11	12	13	10	2	14	14	4	5	12	10
Tampa Bay	10	6	4	1	14	3	1	3	3	4	4	4	11	6	6	3	9	7	4	15	10
Texas	3	13	13	1	6	12	5	10	12	13	13	13	7	1	14	13	15	10	14	3	10
Toronto	2	14	5	1	2	8	14	11	4	3	5	5	9	4	12	10	1	6	12	9	6

REVIEW

AL BATTING LEADERS

BATTING AVERAGE		HOME RUNS		RUNS BATTED IN		MULTI HIT GAMES					
.338	Cabrera,M	DET	47	Davis,C	BAL	123	Donaldson,J	TOR	61	Kinsler,I	DET
.320	Bogaerts,X	BOS	44	Cruz,N	SEA	117	Davis,C	BAL	58	Altuve,J	HOU
.313	Altuve,J	HOU	41	Trout,M	LAA	114	Bautista,J	TOR	57	Bogaerts,X	BOS
.310	Brantley,M	CLE	41	Donaldson,J	TOR	111	Encarnacio,E	TOR	57	Donaldson,J	TOR
.307	Cain,L	KC	40	Bautista,J	TOR	108	Ortiz,D	BOS	57	Fielder,P	TEX
.305	Fielder,P	TEX	40	Pujols,A	LAA	106	Morales,K	KC	53	Betts,M	BOS
.303	Kipnis,J	CLE	39	Encarnacio,E	TOR	102	Martinez,J	DET	51	Hosmer,E	SEA
.302	Cruz,N	SEA	38	Martinez,J	DET	101	Abreu,J	CWS	51	Cano,R	KC
.299	Trout,M	LAA	37	Ortiz,D	BOS	98	Fielder,P	TEX	50	Machado,M	BAL
.297	Hosmer,E	KC	35	Machado,M	BAL	95	Pujols,A	LAA	50	Beltre,A	TEX

RUNS		HITS		TOTAL BASES		GRAND SLAMS					
122	Donaldson,J	TOR	200	Altuve,J	HOU	352	Donaldson,J	TOR	3	Encarnacio,E	TOR
108	Bautista,J	TOR	196	Bogaerts,X	BOS	339	Trout,M	LAA	2	Seager,K	SEA
104	Trout,M	LAA	187	Fielder,P	TEX	334	Cruz,N	SEA	2	Castellano,N	DET
102	Machado,M	BAL	185	Kinsler,I	DET	322	Davis,C	BAL	2	Trout,M	LAA
101	Dozier,B	MIN	184	Donaldson,J	TOR	319	Martinez,J	DET	2	Vogt,S	OAK
101	Cain,L	KC	181	Machado,M	BAL	318	Machado,M	BAL	2	Conger,H	HOU
100	Davis,C	BAL	179	Cano,R	SEA	308	Abreu,J	CWS	2	Davis,C	BAL
98	Eaton,A	CWS	178	Abreu,J	CWS	294	Encarnacio,E	TOR	2	Plouffe,T	MIN
98	Hosmer,E	KC	178	Hosmer,E	KC	293	Altuve,J	HOU	2	Teixeira,M	NYI
94	4 players tied		178	Cruz,N	SEA	292	Ortiz,D	BOS	2	Young,C	NYI

DOUBLES		TRIPLES		STOLEN BASES		HITTING STREAKS					
45	Brantley,M	CLE	15	Rosario,E	MIN	38	Altuve,J	HOU	26	Encarnacio,E	TOR
43	Kipnis,J	CLE	12	Kiermaier,K	TB	28	Cain,L	KC		26-Jul - 31-Aug	
42	Betts,M	BOS	11	Gattis,E	HOU	26	Burns,B	OAK	21	Cruz,N	SEA
41	Donaldson,J	TOR	11	Davis,R	DET	26	Dyson,J	KC		21-Jul - 11-Aug	
41	Morales,K	KC	10	Deshields,D	TEX	25	Pillar,K	TOR	20	Kipnis,J	CLE
40	Altuve,J	HOU	9	Odor,R	TEX	25	Deshields,D	TEX		3-Jun - 26-Jun	
39	Dozier,B	MIN	9	Eaton,A	CWS	25	Andrus,E	TEX	18	Betts,M	BOS
37	Seager,K	SEA	9	Burns,B	OAK	24	Marisnick,J	HOU		24-Aug - 13-Sep	
37	Ortiz,D	BOS	8	Betts,M	BOS	23	Gose,A	DET	18	Colabello,C	TOR
36	2 players tied		8	Gose,A	DET	21	2 players tied			20-May - 8-Jun	

WALKS		ON BASE PERCENTAGE		SLUGGING PERCENTAGE		EXTRA BASE HITS					
110	Bautista,J	TOR	.440	Cabrera,M	DET	.590	Trout,M	LAA	84	Donaldson,J	TOR
108	Santana,C	CLE	.402	Trout,M	LAA	.568	Donaldson,J	TOR	79	Trout,M	LAA
92	Trout,M	LAA	.379	Brantley,M	CLE	.566	Cruz,N	SEA	78	Davis,C	BAL
84	Davis,C	BAL	.378	Fielder,P	TEX	.562	Davis,C	BAL	74	Ortiz,D	BOS
84	Rodriguez,A	NYI	.377	Bautista,J	TOR	.557	Encarnacio,E	TOR	73	Martinez,J	DET
77	Encarnacio,E	TOR	.375	Choo,S	TEX	.553	Ortiz,D	BOS	72	Bautista,J	TOR
77	Cabrera,M	DET	.372	Kipnis,J	CLE	.536	Bautista,J	TOR	71	Dozier,B	MIN
77	Ortiz,D	BOS	.372	Encarnacio,E	TOR	.535	Martinez,J	DET	70	Encarnacio,E	TOR
76	Choo,S	TEX	.371	Donaldson,J	TOR	.534	Cabrera,M	DET	68	Betts,M	BOS
73	Donaldson,J	TOR	.369	Cruz,N	SEA	.502	Abreu,J	CWS	67	2 players tied	

OUTFIELD ASSISTS		HOME BATTING AVG		ROAD BATTING AVG.		RISP BATTING AVG					
17	Garcia,A	CWS	.357	Cabrera,M	DET	.317	Cabrera,M	DET	.365	Cabrera,M	DET
16	Rosario,E	MIN	.347	Bogaerts,X	BOS	.317	Eaton,A	CWS	.353	Donaldson,J	TOR
15	Martinez,J	DET	.347	Kipnis,J	CLE	.316	Trout,M	LAA	.352	Trout,M	LAA
15	Kiermaier,K	TB	.342	Altuve,J	HOU	.308	Moreland,M	TEX	.352	Mauer,J	MIN
13	Martin,L	TEX	.337	Cain,L	KC	.306	Gregorius,D	NYI	.342	Castellano,N	DET
13	Jones,A	BAL	.332	Beltre,A	TEX	.304	Brantley,M	CLE	.341	Abreu,J	CWS
11	Fuld,S	OAK	.330	Donaldson,J	TOR	.301	Fielder,P	TEX	.335	Morales,K	KC
11	Calhoun,K	LAA	.326	Burns,B	OAK	.299	Cruz,N	SEA	.333	Betts,M	BOS
10	Pillar,K	TOR	.322	Betts,M	BOS	.296	Kinsler,I	DET	.331	Bogaerts,X	BOS
10	Betts,M	BOS	.317	Choo,S	TEX	.295	Seager,K	SEA	.324	Brantley,M	CLE

DAY BATTING AVG

.353	Cain,L	KC	.332	Cabrera,M	DET	.344	Cabrera,M	DET	.372	Altuve,J	HOU
.348	Cabrera,M	DET	.323	Donaldson,J	TOR	.343	Fielder,P	TEX	.365	Bogaerts,X	BOS
.340	Holt,B	BOS	.321	Altuve,J	HOU	.334	Kipnis,J	CLE	.357	Cruz,N	SEA
.335	Bogaerts,X	BOS	.316	Abreu,J	CWS	.321	Brantley,M	CLE	.351	Castellano,N	DET
.331	Kipnis,J	CLE	.315	Brantley,M	CLE	.310	Hosmer,E	KC	.342	Longoria,E	TB
.327	Morales,K	KC	.312	Bogaerts,X	BOS	.308	Abreu,J	CWS	.335	Cain,L	KC
.324	Fielder,P	TEX	.310	Cruz,N	SEA	.304	Bogaerts,X	BOS	.329 Semien,M	OAK	
.322	Jones,A	BAL	.304	Cano,R	SEA	.299	Choo,S	TEX	.329	Zobrist,B	KC
.315	Hosmer,E	KC	.304	Betts,M	BOS	.296	Cano,R	SEA	.315 Burns,B	OAK	
.314	Trout,M	LAA	.303	Kinsler,I	DET	.296	Donaldson,J	TOR	.313	2 players tied	

CAUGHT STEALING

13	Altuve,J	HOU
11	Gose,A	DET
9	Marisnick,J	HOU
9	Andrus,E	TEX
9	Jackson,A	SEA
9	Ellsbery,J	NYN
8	7 players tied	

SACRIFICE BUNTS

13	Lindor,F	CLE
11	Escobar,A	KC
9	Giavotella,J	LAA
9	Sucre,J	SEA
8	Zunino,M	SEA
8	Andrus,E	TEX
8	Gardner,B	NYN
7	6 players tied	

SACRIFICE FLIES

10	Donaldson,J	TOR
10	Cabrera,M	CWS
10	Encarnacio,E	TOR
9	Andrus,E	TEX
9	Longoria,E	TB
9	Ortiz,D	BOS
8	Dozier,B	MIN
8 Vogt,S	OAK	
8	Bautista,J	TOR
8	Beltre,A	TEX

STRIKEOUTS

208	Davis,C	BAL
178	Martinez,J	DET
164	Calhoun,K	LAA
164	Cruz,N	SEA
158	Trout,M	LAA
154	Rasmus,C	HOU
152	Castellano,N	DET
151	Carter,C	HOU
148	Dozier,B	MIN
147	Choo,S	TEX

GROUNDED INTO DP

28	Plouffe,T	MIN
26 Butler,B	OAK	
26	Cano,R	SEA
24	Morales,K	KC
23	Perez,S	KC
22	Martin,Jr,R	TOR
22	Mauer,J	MIN
21	Castellano,N	DET
21	Jones,A	BAL
21	Fielder,P	TEX

INTENTIONAL WALKS

16	Ortiz,D	BOS
15	Cabrera,M	DET
14	Trout,M	LAA
14	Fielder,P	TEX
12	Mauer,J	MIN
11	Abreu,J	CWS
11	Pujols,A	LAA
9	Cruz,N	SEA
8	5 players tied	

HIT BY PITCH

24	Guyler,B	TB
15	Abreu,J	CWS
15	Choo,S	TEX
14	Odor,R	TEX
14	Eaton,A	CWS
14	Forsythe,L	TB
14	Gordon,A	KC
13	Moustakas,M	KC
12	Freese,D	LAA
12	Cain,L	KC

AT BATS

638	Altuve,J	HOU
633	Machado,M	BAL
630	Calhoun,K	LAA
629	Cabrera,M	CWS
628	Dozier,B	MIN
624	Kinsler,I	DET
624	Cano,R	SEA
623	Seager,K	SEA
620	Donaldson,J	TOR
613	3 players tied	

HARDEST TO FAN
(PLATE APP. PER SO)

11.7	Brantley,M	CLE
10.3	Altuve,J	HOU
9.6	Zobrist,B	KC
9.5	Beltre,A	TEX
9.2	Pujols,A	LAA
9.1	Ramirez,A	CWS
9.0 Reddick,J	OAK	
8.8	Escobar,A	KC
8.7	Aybar,E	LAA
8.5	Giavotella,J	LAA

RBI RATIO
(AT BATS PER RBI)

4.8	Encarnacio,E	TOR
4.8	Bautista,J	TOR
4.9	Ortiz,D	BOS
4.9	Davis,C	BAL
4.9	McCann,B	NYN
5.0	Donaldson,J	TOR
5.4	Morales,K	KC
5.5	Moreland,M	TEX
5.6	Cabrera,M	DET
5.7	Martin,Jr,R	TOR

HOME RUN RATIO
(AT BATS PER HOME RUN)

12.2	Davis,C	BAL
13.4	Cruz,N	SEA
13.5	Encarnacio,E	TOR
13.6	Bautista,J	BAL
14.0	Trout,M	LAA
14.3	Ortiz,D	BOS
15.1	Pujols,A	LAA
15.1	Donaldson,J	TOR
15.7	Martinez,J	DET
15.8	Rodriguez,A	NYN

HARDEST TO DOUBLE UP
(AT BATS PER GIDP)

298.5	Betts,M	BOS
131.3	Gregorius,D	NYN
122.0	Eaton,A	CWS
113.0	Kipnis,J	CLE
105.0	Calhoun,K	LAA
104.0 Burns,B	OAK	
98.3	Cruz,N	SEA
95.5	Davis,C	BAL
79.3	Choo,S	TEX
75.1 Reddick,J	OAK	

GAMES PLAYED

162	Machado,M	BAL
161	Seager,K	SEA
160	Andrus,E	TEX
160	Longoria,E	TB
160	Davis,C	BAL
159	Pillar,K	TOR
159	Calhoun,K	LAA
159	Trout,M	LAA
158	7 players tied	

AL PITCHING LEADERS

EARNED RUN AVERAGE

2.45	Price,D	TOR	20	Keuchel,D
2.48	Keuchel,D	HOU	19	McHugh,C
2.73	Gray,S	OAK	18	Price,D
3.10	Kazmir,S	HOU	18	Hernandez,F
3.13	Estrada,M	TOR	17	Lewis,C
3.23	Archer,C	TB	15	Richards,G
3.34	Chen,W	BAL	15	Buehrle,M
3.35	Odorizzi,J	TB	14	4 players tied
3.36	Quintana,J	CWS		
3.41	Sale,C	CWS		

WINNING STREAKS

9	Eovaldi,N	NYN
20-Jun - 30-Aug		
8	Kelly,J	BOS
1-Aug - 9-Sep		
7	4 streaks tied	

SAVES

41	Boxberger,B	TB
40	Street,H	LAA
40	Britton,Z	BAL
36	Miller,A	NYN
35	Tolleson,S	TEX
34	Allen,C	CLE
34	Robertson,D	CWS
32	Holland,G	KC
32	Perkins,G	MIN
31	Gregerson,L	HOU

GAMES STARTED

34	Archer,C
33	Keuchel,D
33	Gallardo,Y
33	Volquez,E
33	Lewis,C
33	Dickey,R
32	11 players tied

COMPLETE GAMES

4	Kluber,C	CLE
4	Buehrle,M	TOR
3	Gray,S	OAK
3	Keuchel,D	HOU
3	Price,D	TOR
3	Carrasco,C	CLE
2	8 players tied	

GAMES

75	Jepsen,K	MIN
74	Shaw,B	CLE
74	Betances,D	NYN
74	Wilson,J	NYN
73	Tolleson,S	TEX
72	Salas,N	LAA
72	Herrera,K	KC
71	Duke,Z	CWS
70	5 players tied	

INNINGS PITCHED

232.0	Keuchel,D
222.0	Kluber,C
220.1	Price,D
214.1	Dickey,R
214.0	Samardzija,J
212.0	Archer,C
208.2	Sale,C
208.0	Gray,S
207.1	Richards,G
206.1	Quintana,J

STRIKEOUTS

274	Sale,C	CWS
252	Archer,C	TB
245	Kluber,C	CLE
245	Price,D	TOR
216	Keuchel,D	HOU
216	Carrasco,C	CLE
195	Salazar,D	CLE
191	Hernandez,F	SEA
177	Quintana,J	CWS
176	Richards,G	LAA

WINNING PERCENTAGE

.824	Eovaldi,N	NYN	(14-3)
.783	Price,D	TOR	(18-5)
.731	McHugh,C	HOU	(19-7)
.722	Hutchison,D	TOR	(13-5)
.714	Keuchel,D	HOU	(20-8)
.667	Gray,S	OAK	(14-7)
.667	Hernandez,F	SEA	(18-9)
.654	Lewis,C	TEX	(17-9)
.652	Buehrle,M	TOR	(15-8)
.647	2 players tied		

SHUTOUTS

2	Montgomery,M
2	Gray,S
2	Keuchel,D
2	Samardzija,J
2	Hernandez,F
1	20 players tied

OPP. BATTING AVERAGE AGAINST

.203	Estrada,M	TOR
.217	Keuchel,D	HOU
.217	Gray,S	OAK
.220	Archer,C	TB
.226	Salazar,D	CLE
.227	Santiago,H	LAA
.228	Carrasco,C	CLE
.230	Price,D	TOR
.231	Kluber,C	CLE
.231	Odorizzi,J	TB

HOME EARNED RUN AVERAGE

1.46	Keuchel,D	HOU
2.61	Kazmir,S	HOU
2.61	Pelfrey,M	MIN
2.65	Santiago,H	LAA
2.67	Ramirez,E	TB
2.82	Gray,S	OAK
2.83	Kluber,C	CLE
2.85	Price,D	TOR
2.91	Hutchison,D	TOR
2.92	Richards,G	LAA

ROAD EARNED RUN AVERAGE

2.05	Price,D	TOR
2.49	Carrasco,C	CLE
2.63	Gray,S	OAK
3.16	Quintana,J	CWS
3.29	Estrada,M	TOR
3.31	Gallardo,Y	TEX
3.32	Bauer,T	CLE
3.35	Archer,C	TB
3.61	Volquez,E	KC
3.65	Kazmir,S	HOU

DAY EARNED RUN AVERAGE

2.04	Price,D
2.34	Keuchel,D
2.74	Estrada,M
2.92	Volquez,E
2.94	Santiago,H
3.23	Archer,C
3.24	Kluber,C
3.29	Chen,W
3.40	Hernandez,F
3.41	Chavez,J

NIGHT EARNED RUN AVERAGE

2.50	Quintana,J	CWS
2.56	Keuchel,D	HOU
2.70	Price,D	TOR
3.12	Gray,S	OAK
3.23	Archer,C	TB
3.30	Odorizzi,J	TB
3.32	Kazmir,S	HOU
3.36	Estrada,M	TOR
3.38	Chen,W	BAL
3.39	Carrasco,C	CLE

HITS ALLOWED

228	Samardzija,J	CWS
218	Quintana,J	CWS
214	Buehrle,M	TOR
211	Lewis,C	TEX
207	McHugh,C	HOU
201	Miley,W	BOS
201	Simon,A	DET
198	Pelfrey,M	MIN
196	Porcello,R	BOS
195	2 players tied	

LOSSES

16	Kluber,C	CLE
15	Porcello,R	BOS
15	Danks,J	CWS
15	Chavez,J	OAK
13	Samardzija,J	CWS
13	Archer,C	TB
12	6 players tied	

HOME RUNS ALLOWED

29	Santiago,H	LAA
29	Samardzija,J	CWS
29	Hughes,P	MIN
29	Guthrie,J	KC
29	Sanchez,A	DET
28	Chen,W	BAL
28	Sabathia,C	NYN
26	Lewis,C	TEX
25	4 players tied	

FEWEST WALKS PER 9 IP

1.5	Buehrle,M	TOR
1.8	Sale,C	CWS
1.8	Kluber,C	CLE
1.8	Lewis,C	TEX
1.9	Quintana,J	CWS
1.9	Price,D	TOR
1.9	Chen,W	BAL
2.0	Keuchel,D	HOU
2.0	Porcello,R	BOS
2.1	Samardzija,J	CWS

WILD PITCHES

17	Richards,G	LAA
15	Karns,N	TB
14	Simon,A	DET
13	Gray,S	OAK
13	Archer,C	TB
12	Porcello,R	BOS
11	Duffy,D	KC
11	Wilson,C	LAA
10	5 players tied	

HIT BATSMEN

13	Martinez,N	TEX
13	Sale,C	CWS
12	Samardzija,J	CWS
12	Pelfrey,M	MIN
12	Weaver,J	LAA
11	Hutchison,D	TOR
11	Kluber,C	CLE
11	Jimenez,U	BAL
11	Lewis,C	TEX
11	Dickey,R	TOR

EARNED RUNS

118	Samardzija,J	CWS
106	Lewis,C	TEX
105	Simon,A	DET
98	Guthrie,J	KC
96	Tillman,C	BAL
96	Miley,W	BOS
94	Porcello,R	BOS
93	Hutchison,D	TOR
93	Danks,J	CWS
93	Dickey,R	TOR

STRIKEOUTS PER 9 IP

11.8	Sale,C	CWS
10.7	Archer,C	TB
10.6	Carrasco,C	CLE
9.9	Kluber,C	CLE
9.5	Salazar,D	CLE
9.2	Price,D	TOR
8.7	Bauer,T	CLE
8.6	Ventura,Y	KC
8.5	Hernandez,F	SEA
8.4	Keuchel,D	HOU

BALKS

4	Alburquerque,A	DET
3	Santiago,H	LAA
3	Mujica,E	OAK
3	Sanchez,A	DET
2	7 players tied	

WALKS

79	Bauer,T	CLE
76	Richards,G	LAA
72	Volquez,E	KC
71	Rodon,C	CWS
71	Santiago,H	LAA
68	Gallardo,Y	TEX
68	Jimenez,U	BAL
68	Simon,A	DET
66	Archer,C	TB
65	Gibson,K	MIN

RUNS ALLOWED

122	Samardzija,J	CWS
114	Lewis,C	TEX
112	Simon,A	DET
104	Danks,J	CWS
103	Hutchison,D	TOR
103	Porcello,R	BOS
101	Guthrie,J	KC
100	Buehrle,M	TOR
98	Miley,W	BOS
97	2 players tied	

OPP. BAT. AVG. AGAINST

.203	Estrada,M	TOR
.217	Keuchel,D	HOU
.217	Gray,S	OAK
.220	Archer,C	TB
.226	Salazar,D	CLE
.227	Santiago,H	LAA
.228	Carrasco,C	CLE
.230	Price,D	TOR
.231	Kluber,C	CLE
.231	Odorizzi,J	TB

GAMES FINISHED

58	Allen,C	CLE
58	Britton,Z	BAL
53	Gregerson,L	HOU
53	Boxberger,B	TB
53	Robertson,D	CWS
53	Tolleson,S	TEX
53	Miller,A	NYN
51	Street,H	LAA
45	Perkins,G	MIN
40	Holland,G	KC

AL ROOKIE BATTING LEADERS

BATTING AVERAGE

.313	Lindor,F
.294 Burns,B	OAK
.283	Marte,K
.279	Correa,C
.276	Butler,J
.274	Shaw,T
.274	Swihart,B
.267	Rosario,E
.264	McCann,J
.254 Canha,M	OAK

HOME RUNS

CLE	22	Correa,C
OAK	18	Jean,M
SEA	16 Canha,M	OAK
HOU	16	Souza,S
TB	13	Tucker,P
BOS	13	Rosario,E
BOS	13	Shaw,T
MIN	12	Lindor,F
DET	11	Bird,G
OAK	10	Casali,C

RUNS BATTED IN

HOU	70 Canha,M	OAK
MIN	68	Correa,C
OAK	52	Jean,M
TB	51	Lindor,F
HOU	50	Rosario,E
MIN	42 Burns,B	OAK
BOS	41	McCann,J
CLE	40	Souza,S
NYY	37	Deshields,D
TB	37	Beckham,T

MULTI HIT GAMES

47 Burns,B	OAK
39	Lindor,F
34	Rosario,E
29	McCann,J
28	Correa,C
28 Canha,M	OAK
22	Sanchez,C
19	Swihart,B
19	Perez,C
18	3 players tied

RUNS

83	Deshields,D
70 Burns,B	OAK
61 Canha,M	OAK
60	Rosario,E
59	Souza,S
52	Correa,C
50	Lindor,F
47	Swihart,B
46	Jean,M
40	Sanchez,C

HITS

TEX	153 Burns,B	OAK
OAK	122	Lindor,F
OAK	121	Rosario,E
MIN	112 Canha,M	OAK
TB	111	Deshields,D
HOU	108	Correa,C
CLE	106	McCann,J
BOS	87	Sanchez,C
MIN	84	Souza,S
CWS	79	Swihart,B

TOTAL BASES

208	Rosario,E
204 Burns,B	OAK
198	Correa,C
188 Canha,M	OAK
188	Lindor,F
159	Deshields,D
155	McCann,J
149	Souza,S
148	Jean,M
131	Tucker,P

GRAND SLAMS

1	Travis,D	TOR
1	Rosario,E	MIN
1	Butler,J	TB
1	Orlando,P	KC

DOUBLES

23	Sanchez,C
22	Correa,C
22 Canha,M	OAK
22	Lindor,F
22	Deshields,D
19	Tucker,P
18	Travis,D
18	Rosario,E
18 Burns,B	OAK
18	McCann,J

TRIPLES

15	Rosario,E	MIN
10	Deshields,D	TEX
9 Burns,B	OAK	
6	Orlando,P	KC
5	McCann,J	DET
4	Lindor,F	CLE
4	Saladino,T	CWS
4	Beckham,T	TB
3	4 players tied	

STOLEN BASES

26 Burns,B	OAK
25	Deshields,D
14	Correa,C
12	Lindor,F
12	Souza,S
11	Rosario,E
8	Marte,K
8	Saladino,T
7 Canha,M	OAK
5	3 players tied

HITTING STREAKS

16 Burns,B	OAK	
10-Jun - 28-Jun		
13	Ursheila,G	CLE
20-Jun - 4-Jul		
12	Marte,K	SEA
10-Sep - 24-Sep		
12	Sanchez,C	CWS
17-Jul - 29-Jul		
12 Burns,B	OAK	
26-May - 7-Jun		

WALKS

53	Jean,M
53	Deshields,D
46	Souza,S
40	Correa,C
33 Canha,M	OAK
27	Lindor,F
26 Burns,B	OAK
24	Marte,K
20	Tucker,P
19	4 players tied

ON BASE PERCENTAGE

.353	Lindor,F	CLE
.351	Marte,K	SEA
.345	Correa,C	HOU
.334 Burns,B	OAK	
.331	Shaw,T	BOS
.326	Butler,J	TB
.319	Swihart,B	BOS
.315 Canha,M	OAK	
.299	Perez,C	LAA
.297	Tucker,P	HOU

SLUGGING PERCENTAGE

.512	Correa,C	HOU
.491	Shaw,T	BOS
.482	Lindor,F	CLE
.459	Rosario,E	MIN
.444	Orlando,P	KC
.437	Tucker,P	HOU
.426 Canha,M	OAK	
.416	Butler,J	TB
.402	Marte,K	SEA
.392	Swihart,B	BOS

EXTRA BASE HITS

46	Rosario,E	MIN
45	Correa,C	HOU
41 Canha,M	OAK	
38	Lindor,F	CLE
36	Jean,M	MIN
34	Deshields,D	TEX
32	Tucker,P	HOU
32 Burns,B	OAK	
32	Souza,S	TB
30	McCann,J	DET

OUTFIELD ASSISTS

16	Rosario,E	MIN
8	Souza,S	TB
6	Deshields,D	TEX
6	Castillo,R	BOS
5 Smolinski,J	OAK	
5	Orlando,P	KC
3	Pompey,D	TOR
3	Collins,T	DET
2	5 players tied	

AL ROOKIE PITCHING LEADERS

EARNED RUN AVERAGE

3.05	Anderson,C	CLE
3.22	Sanchez,A	TOR
3.22	McCullers,L	HOU
3.49	Heaney,A	LAA
3.56	Bassitt,C	OAK
3.67	Karns,N	TB
3.75	Rodon,C	CWS
3.85	Rodriguez,E	BOS
3.94	Colome,A	TB
4.00	May,T	MIN

WINS

10	Rodriguez,E	BOS
9	Rodon,C	CWS
8	May,T	MIN
8	Colome,A	TB
7	Kela,K	TEX
7	Anderson,C	CLE
7	Sanchez,A	TOR
7	Karns,N	TB
6	4 players tied	

WINNING STREAKS

5	Duffey,T	MIN
	15-Aug - 26-Sep	
5	Anderson,C	CLE
	6-Sep - 30-Sep	
5	Shreve,C	NYY
	30-May - 3-Jul	
5	Heaney,A	LAA
	30-Jun - 26-Jul	
4	2 streaks tied	

SAVES

20	Osuna,R	TOR
13	Smith,C	SEA
4	Castro,M	TOR
2	Geltz,S	TB
2	Andriese,M	TB
1	7 players tied	

GAMES STARTED

26	Karns,N	TB
23	Rodon,C	CWS
22	McCullers,L	HOU
21	Rodriguez,E	BOS
21	Graveman,K	OAK
18	Heaney,A	LAA
16	May,T	MIN
16	Montgomery,M	SEA
15	Anderson,C	CLE
13	3 players tied	

COMPLETE GAMES

2	Montgomery,M	SEA
1	Rodon,C	CWS
1	Anderson,C	CLE
1	Gonzalez,A	TEX
1	McCullers,L	HOU
1	Graveman,K	OAK

GAMES

70	Smith,C	SEA
70	Geltz,S	TB
68	Osuna,R	TOR
68	Kela,K	TEX
64	Alvarez,J	LAA
59	Shreve,C	NYY
48	Gott,T	LAA
48	May,T	MIN
43	Colome,A	TB
41	2 players tied	

INNINGS PITCHED

147.0	Karns,N	TB
139.1	Rodon,C	CWS
125.2	McCullers,L	HOU
121.2	Rodriguez,E	BOS
115.2	Graveman,K	OAK
114.2	May,T	MIN
109.2	Colome,A	TB
105.2	Heaney,A	LAA
92.1	Sanchez,A	TOR
91.1	Anderson,C	CLE

STRIKEOUTS

145	Karns,N	TB
139	Rodon,C	CWS
129	McCullers,L	HOU
110	May,T	MIN
98	Rodriguez,E	BOS
92	Smith,C	SEA
88	Colome,A	TB
78	Heaney,A	LAA
77	Graveman,K	OAK
75	Osuna,R	TOR

WINNING PERCENTAGE

.625	Rodriguez,E	BOS	(10-6)
.600	Rodon,C	CWS	(9-6)
.471	May,T	MIN	(8-9)
.400	Graveman,K	OAK	(6-9)

SHUTOUTS

2	Montgomery,M	SEA
1	Gonzalez,A	TEX

OPP. BATTING AVERAGE AGAINST

.224	Sanchez,A	TOR
.226	McCullers,L	HOU
.231	Anderson,C	CLE
.239	Karns,N	TB
.244	Bassitt,C	OAK
.248	Heaney,A	LAA
.251	Rodon,C	CWS
.255	Rodriguez,E	BOS
.261	Montgomery,M	SEA
.271	Colome,A	TB

NL TEAM LEADERS

CLUB BATTING

CLUB	AVG	G	AB	R	H	TB	2B	3B	HR	RBI	SH	SF	HP	BB	IBB	SO	SB	CS	GI		
																			DP	SLG	OBP
San Francisco	.267	162	5665	696	1486	2260	288	39	136	663	45	37	49	457	30	1159	93	36	142	.406	.326
Colorado	.265	162	5572	737	1479	2409	274	49	186	702	44	34	33	388	47	1283	97	43	114	.432	.315
Arizona	.264	162	5649	720	1494	2341	289	48	154	680	46	57	33	490	40	1312	132	44	134	.414	.324
Miami	.260	162	5463	613	1420	2096	236	40	120	575	71	40	39	375	30	1150	112	45	133	.384	.310
Pittsburgh	.260	162	5631	697	1462	2228	292	27	140	661	63	41	89	461	46	1322	98	45	115	.396	.323
St. Louis	.253	162	5484	647	1386	2163	288	39	137	619	39	42	66	506	47	1267	69	38	128	.394	.321
Milwaukee	.251	162	5480	655	1378	2155	274	34	145	624	55	34	41	412	35	1299	84	29	130	.393	.307
Atlanta	.251	162	5420	573	1361	1948	251	18	100	548	67	31	44	471	39	1107	69	33	148	.359	.314
Washington	.251	162	5428	703	1363	2185	265	13	177	665	55	51	44	539	38	1344	57	23	129	.403	.321
Los Angeles	.250	162	5385	667	1346	2222	263	26	187	638	49	30	60	563	31	1258	59	34	135	.413	.326
Philadelphia	.249	162	5529	626	1374	2110	272	37	130	586	53	29	54	387	20	1274	88	32	119	.382	.303
Cincinnati	.248	162	5571	640	1382	2194	257	27	167	613	47	40	42	496	38	1255	134	38	112	.394	.312
New York	.244	162	5527	683	1351	2211	295	17	177	654	29	32	68	488	42	1290	51	25	130	.400	.312
Chicago	.244	162	5491	689	1341	2186	272	30	171	657	32	35	74	567	47	1518	95	37	101	.398	.321
San Diego	.243	162	5457	650	1324	2100	260	36	148	623	52	42	40	426	22	1327	82	29	108	.385	.300
Totals	.253		82652		20947		4076		2275		747		776		552		1320		1878		.316
		1215		9996		32808		480		9508		575		7026		19165		531		.397	

CLUB PITCHING

CLUB	W	L	ERA	G	CG	SHO	SV	IP	H	R	ER	HR	HB	BB	IBB	SO	WP	BK	AVG
St. Louis	100	62	2.94	162	1	15	62	1464.2	1359	525	478	123	45	477	37	1329	48	5	.246
Pittsburgh	98	64	3.21	162	0	13	54	1489.2	1392	596	532	110	75	453	38	1338	67	4	.248
Chicago	97	65	3.36	162	6	21	48	1461.1	1276	608	546	134	46	407	38	1431	66	3	.233
New York	90	72	3.43	162	1	14	50	1462.2	1341	613	557	152	44	383	43	1337	46	2	.243
Los Angeles	92	70	3.44	162	6	21	47	1445.2	1317	595	553	145	38	395	32	1396	52	10	.242
Washington	83	79	3.62	162	4	13	41	1434.2	1366	635	577	145	55	364	37	1342	39	4	.250
San Francisco	84	78	3.72	162	7	18	41	1444.1	1344	627	597	155	50	431	28	1165	40	4	.246
Miami	71	91	4.02	162	0	12	35	1427.0	1374	678	638	141	52	508	25	1152	53	3	.255
Arizona	79	83	4.04	162	1	12	44	1466.2	1450	713	659	182	48	500	45	1215	51	3	.258
San Diego	74	88	4.09	162	1	6	41	1440.1	1371	731	655	171	54	516	35	1393	54	3	.252
Milwaukee	68	94	4.28	162	1	7	40	1435.0	1432	737	682	176	55	517	36	1260	71	5	.261
Cincinnati	64	98	4.33	162	2	8	35	1453.1	1436	754	700	177	58	544	42	1252	54	11	.258
Atlanta	67	95	4.41	162	3	10	44	1425.1	1462	760	698	170	53	550	45	1148	53	9	.268
Philadelphia	63	99	4.69	162	1	7	35	1436.1	1592	809	749	191	61	488	37	1153	60	7	.280
Colorado	68	94	5.04	162	4	4	36	1426.1	1579	844	799	183	48	579	42	1112	66	6	.283
Totals	1198	1232	3.90	1215	38	181	653	21713.1	2109110225	9420	2355	782	7112	56019023	820	79	.255		

CLUB FIELDING

CLUB	PCT	G	PO	A	E	TC	DP	TP	PB
Los Angeles	.988	162	4337	1727	75	6139	133	0	12
San Francisco	.987	162	4333	1674	78	6085	145	0	10
Miami	.987	162	4281	1588	77	5946	162	0	11
Arizona	.986	162	4400	1697	86	6183	146	0	11
New York	.986	162	4388	1599	88	6075	131	0	4
Cincinnati	.985	162	4360	1622	90	6072	131	0	9
Atlanta	.985	162	4276	1593	90	5959	186	0	13
Washington	.985	162	4304	1533	90	5927	125	0	7
Colorado	.985	162	4279	1818	95	6192	171	1	7
San Diego	.985	162	4321	1566	92	5979	138	0	18
St. Louis	.984	162	4394	1617	96	6107	159	0	5
Chicago	.982	162	4384	1669	111	6164	120	0	10
Pittsburgh	.981	162	4469	1868	122	6459	177	1	11
Milwaukee	.981	162	4305	1678	116	6099	164	0	7
Philadelphia	.981	162	4309	1585	117	6011	145	0	12
Totals	.984	1215	65140	24834	1423	91397	2233	2	147

CLUB MISCELLANEOUS

NOTE: "V.LHS/RHS" IS THE CLUB RECORD IN GAMES STARTED BY LEFT OR RIGHT HANDED PITCHERS, NOT NECESSARILY VERSUS THAT INDIVIDUAL PITCHER.

CLUB	DOUBLEHEADERS											ATTENDANCE	
	VS LHS	VS RHS	GRASS	ARTIF	DAY	NIGHT	1-RUN	X-INN	W	L	S	HOME	ROAD
Arizona	19-22	60-61	79-83	0-0	21-25	58-58	20-24	9-9	1	0	0	2,080,145	2,612,384
Atlanta	13-23	54-72	65-92	2-3	16-28	51-67	28-18	4-9	1	0	0	2,001,392	2,405,662
Chicago	20-14	77-51	97-65	0-0	37-30	60-35	34-21	13-5	1	0	0	2,959,812	2,753,766
Cincinnati	15-27	49-71	64-98	0-0	16-37	48-61	18-29	5-12	0	0	0	2,419,506	2,566,010
Colorado	11-32	57-62	68-94	0-0	29-26	39-68	20-24	3-5	0	1	0	2,506,789	2,507,923
Los Angeles	25-19	67-51	92-70	0-0	25-16	67-54	23-26	6-9	0	0	0	3,764,815	2,796,585
Miami	14-19	57-72	71-85	0-6	21-29	50-62	23-21	6-3	1	0	0	1,752,235	2,337,236
Milwaukee	19-20	49-74	68-94	0-0	22-31	46-63	16-16	4-5	0	0	0	2,542,558	2,562,364
New York	20-16	70-56	89-68	1-4	32-17	58-55	25-24	9-6	0	0	0	2,569,753	2,486,157
Philadelphia	18-20	45-79	62-98	1-1	23-29	40-70	16-27	6-9	0	2	1	1,831,080	2,503,409
Pittsburgh	20-16	78-48	98-64	0-0	32-15	66-49	36-17	12-9	0	0	0	2,498,596	2,676,977
San Diego	19-21	55-67	74-88	0-0	17-29	57-59	22-21	7-5	0	0	0	2,459,742	2,569,468
San Francisco	22-22	62-56	84-78	0-0	30-25	54-53	19-28	6-5	0	0	0	3,375,882	2,763,811
St. Louis	25-18	75-44	100-62	0-0	28-21	72-41	32-23	8-8	0	1	0	3,520,889	2,505,425
Washington	23-16	60-63	82-78	1-1	33-22	50-57	22-22	9-2	0	0	1	2,619,843	2,418,470

REVIEW

CLUB RANK BATTING

CLUB	AVG	GI																			
		G	AB	R	H	TB	2B	3B	HR	RBI	SH	SF	HP	BB	IBB	SO	SB	CS	DP	SLG	OBP
Arizona	3	1	1	2	1	2	3	2	7	2	10	1	14	6	6	11	2	13	12	2	3
Atlanta	8	1	14	15	11	15	14	13	15	15	2	13	8	8	7	1	11	6	15	15	9
Chicago	14	1	8	6	14	8	8	9	5	6	14	9	2	1	15	6	9	1	7	5	
Cincinnati	12	1	4	12	7	7	13	10	6	12	9	6	10	5	8	4	1	10	3	10	10
Colorado	2	1	3	1	3	1	6	1	2	1	12	10	14	13	1	8	5	12	4	1	8
Los Angeles	10	1	15	8	13	5	11	12	1	8	8	14	5	2	11	5	13	7	13	3	2
Miami	4	1	11	14	5	14	15	3	14	14	1	6	13	15	12	2	3	14	11	13	12
Milwaukee	7	1	10	9	8	11	6	8	9	9	4	10	11	12	10	10	9	3	9	11	13
New York	13	1	7	7	12	6	1	14	3	7	15	12	3	7	5	9	15	2	9	6	11
Philadelphia	11	1	6	13	9	12	8	6	13	13	6	15	6	14	15	7	8	5	6	14	14
Pittsburgh	5	1	2	4	4	4	2	10	10	5	3	5	1	9	4	12	4	14	5	8	4
San Diego	15	1	12	10	15	13	12	7	8	10	7	3	12	11	14	13	10	3	2	12	15
San Francisco	1	1	5	5	2	3	4	4	12	4	11	8	7	10	12	3	7	8	14	4	1
St. Louis	6	1	9	11	6	10	4	4	11	11	13	3	4	4	1	6	11	10	7	9	6
Washington	8	1	13	3	10	9	10	15	3	3	4	2	8	3	8	14	14	1	8	5	7

CLUB RANK PITCHING

CLUB	W	L	ERA	G	CG	SHO	SV	IP	H	TBF	R	ER	HR	SH	SF	HB	BB	IBB	SO	WP	BK
Atlanta	13	3	13	1	6	10	6	15	13	10	13	12	9	11	13	9	14	14	14	7	13
Chicago	3	13	3	1	2	1	4	5	1	3	4	3	2	3	4	4	9	1	12	2	
Cincinnati	14	2	12	1	7	11	13	6	11	13	12	13	12	13	12	13	13	11	9	9	15
Colorado	11	4	15	1	4	15	12	14	14	14	15	15	14	12	8	5	15	11	15	12	11
Los Angeles	4	12	5	1	2	1	5	7	2	1	2	4	5	3	1	1	3	3	2	6	14
Miami	10	6	8	1	14	8	13	13	8	6	8	8	4	9	15	8	10	1	13	7	2
Milwaukee	11	4	11	1	8	12	11	11	10	9	11	11	11	8	10	11	12	5	8	15	9
New York	5	11	4	1	8	5	3	4	3	5	5	5	7	14	8	2	2	13	6	3	1
Philadelphia	15	1	14	1	8	12	13	10	15	14	14	15	7	10	14	8	6	12	11	12	
Pittsburgh	2	14	2	1	14	6	2	1	9	11	3	2	1	4	4	15	6	9	5	14	6
San Diego	9	7	10	1	8	14	8	9	7	7	10	9	10	5	6	10	11	4	3	9	2
San Francisco	6	10	7	1	1	3	8	8	4	4	6	7	8	1	5	7	5	2	11	2	6
St. Louis	1	15	1	1	8	4	1	3	5	8	1	1	2	15	1	3	7	6	7	4	9
Washington	7	9	6	1	4	6	8	12	6	2	7	6	5	10	7	11	1	6	4	1	6

NL BATTING LEADERS

BATTING AVERAGE

.333	Gordon,D	MIA
.330	Harper,B	WSH
.321	Goldschmid,P	ARI
.318	Posey,B	SF
.315	Pollock IV,A	ARI
.314	Escobar,Y	WSH
.314	Votto,J	CIN
.312	Peralta,D	ARI
.303	Inciarte,E	ARI
.301	LeMahieu,D	COL

HOME RUNS

42	Arenado,N	COL
42	Harper,B	WSH
40	Gonzalez,C	COL
35	Frazier,T	CIN
33	Goldschmid,P	ARI
31	Rizzo,A	CHI
29	Votto,J	CIN
28	Carpenter,M	STL
28	Gonzalez,A	LA
27	4 players tied	

RUNS BATTED IN

130	Arenado,N	COL
110	Goldschmid,P	ARI
101	Rizzo,A	CHI
100	Kemp,M	SD
99	Harper,B	WSH
99	Bryant,K	CHI
97	Gonzalez,C	COL
96	McCutchen,A	PIT
95	Posey,B	SF
90	Gonzalez,A	LA

MULTI HIT GAMES

59	Gordon,D	MIA
55	Pollock IV,A	ARI
55	Votto,J	CIN
52	Markakis,N	ATL
51	Goldschmid,P	ARI
51	Carpenter,M	STL
50	Harper,B	WSH
49	Escobar,Y	WSH
48	5 players tied	

RUNS

118	Harper,B	WSH
111	Pollock IV,A	ARI
103	Goldschmid,P	ARI
102	Fowler,D	CHI
101	Carpenter,M	STL
98	Granderson,C	NY
97	Arenado,N	COL
95	Votto,J	CIN
94	Rizzo,A	CHI
93	Blackmon,C	COL

HITS

205	Gordon,D	MIA
192	Pollock IV,A	ARI
182	Goldschmid,P	ARI
181	Markakis,N	ATL
177	Arenado,N	COL
177	Posey,B	SF
176	Blackmon,C	COL
173	Phillips,B	CIN
172	Harper,B	WSH
171	Votto,J	CIN

TOTAL BASES

354	Arenado,N	COL
338	Harper,B	WSH
323	Goldschmid,P	ARI
308	Frazier,T	CIN
303	Pollock IV,A	ARI
300	Rizzo,A	CHI
299	Gonzalez,C	COL
295	Votto,J	CIN
290	Carpenter,M	STL
276	2 players tied	

GRAND SLAMS

2	Bryant,K	CHI
2	Norris,D	SD
2	Posey,B	SF
2	Braun,R	MIL
2	Frazier,T	CIN
2	Gonzalez,C	COL
1	43 players tied	

DOUBLES

44	Carpenter,M	STL
43	Arenado,N	COL
43	Frazier,T	CIN
39	Pollock IV,A	ARI
38	Harper,B	WSH
38	Rizzo,A	CHI
38	Goldschmid,P	ARI
38	Murphy,D	NY
38	Markakis,N	ATL
36	McCutchen,A	PIT

TRIPLES

10	Peralta,D	ARI
9	Blackmon,C	COL
8	Gordon,D	MIA
8	Fowler,D	CHI
7	Realmutto,J	MIA
7	Grichuk,R	STL
7	Ethier,A	LA
6	8 players tied	

STOLEN BASES

58	Gordon,D	MIA
57	Hamilton,B	CIN
43	Blackmon,C	COL
39	Pollock IV,A	ARI
30	Marte,S	PIT
27	Polanco,G	PIT
25	Segura,J	MIL
24	Revere,B	PHI
24	Braun,R	MIL
23	4 players tied	

HITTING STREAKS

21	Tulowitzki,T	COL
15-Jun - 9-Jul		
19	Ramos,W	WSH
24-Apr - 19-May		
18	LeMahieu,D	COL
4-Jul - 28-Jul		
18	McCutchen,A	PIT
21-Jun - 11-Jul		
17	Arenado,N	COL
13-Jun - 30-Jun		

WALKS

143	Votto,J	CIN
124	Harper,B	WSH
118	Goldschmid,P	ARI
98	McCutchen,A	PIT
92	Pederson,J	LA
91	Granderson,C	NY
84	Fowler,D	CHI
81	Carpenter,M	STL
78	Rizzo,A	CHI
77	Bryant,K	CHI

ON BASE PERCENTAGE

.460	Harper,B	WSH
.459	Votto,J	CIN
.435	Goldschmid,P	ARI
.401	McCutchen,A	PIT
.387	Rizzo,A	CHI
.379	Posey,B	SF
.375	Escobar,Y	WSH
.371	Peralta,D	ARI
.370	Markakis,N	ATL
.370	Cervelli,F	PIT

SLUGGING PERCENTAGE

.649	Harper,B	WSH
.575	Arenado,N	COL
.570	Goldschmid,P	ARI
.541	Votto,J	CIN
.540	Gonzalez,C	COL
.522	Peralta,D	ARI
.512	Rizzo,A	CHI
.505	Carpenter,M	STL
.498	Braun,R	MIL
.498	Frazier,T	CIN

EXTRA BASE HITS

89	Arenado,N	COL
81	Harper,B	WSH
79	Frazier,T	CIN
75	Carpenter,M	STL
73	Goldschmid,P	ARI
72	Rizzo,A	CHI
67	Gonzalez,C	COL
65	Pollock IV,A	ARI
65	Bruce,J	CIN
64	Votto,J	CIN

OUTFIELD ASSISTS

16	Marte,S	PIT
13	Polanco,G	PIT
11	Bruce,J	CIN
10	Kemp,M	SD
10	Inciarte,E	ARI
10	Heyward,J	STL
9	5 players tied	

HOME BATTING AVG

.345	Harper,B	WSH
.341	Goldschmid,P	ARI
.336	Peralta,D	ARI
.336	Escobar,Y	WSH
.333	Gordon,D	MIA
.331	Blackmon,C	COL
.330	Inciarte,E	ARI
.328	Lind,A	MIL
.327	McCutchen,A	PIT
.321	LeMahieu,D	COL

ROAD BATTING AVG

.333	Gordon,D	MIA
.330	Posey,B	SF
.326	Votto,J	CIN
.320	Phillips,B	CIN
.316	Harper,B	WSH
.315	Markakis,N	ATL
.315	Braun,R	MIL
.314	Pollock IV,A	ARI
.310	Murphy,D	NY
.309	Yelich,C	MIA

RISP BATTING AVG

.373	Arenado,N	COL
.366	Duffy,M	SF
.361	McCutchen,A	PIT
.356	Maybin,C	ATL
.354	Braun,R	MIL
.351	Posey,B	SF
.340	Goldschmid,P	ARI
.336	Lind,A	MIL
.327	Carpenter,M	STL
.325	Gordon,D	MIA

DAY BATTING AVG

.386	Gordon,D	MIA
.339	Harper,B	WSH
.335	Herrera,D	PHI
.333	Posey,B	SF
.331	Heyward,J	STL
.327	Lind,A	MIL
.323	Belt,B	SF
.316	Goldschmid,P	ARI
.314	Granderson,C	NY
.306	Carpenter,M	STL

NIGHT BATTING AVG

.325	Harper,B	WSH
.323	Goldschmid,P	ARI
.321	Pollock IV,A	ARI
.320	Votto,J	CIN
.318	Escobar,Y	WSH
.315	Phillips,B	CIN
.314	Peralta,D	ARI
.314	Inciarte,E	ARI
.313	Duffy,M	SF
.310	Posey,B	SF

VS RIGHTY AVG

.335	Harper,B	WSH
.332	Inciarte,E	ARI
.327	Gordon,D	MIA
.325	Peralta,D	CIN
.319	Posey,B	SF
.314	Escobar,Y	WSH
.312	Pollock IV,A	ARI
.310	Duffy,M	SF
.309	Goldschmid,P	ARI
.306	Markakis,N	ATL

VS LEFTY AVG.

.364	Goldschmid,P	ARI
.350	Gordon,D	MIA
.331	Votto,J	CIN
.328	McCutchen,A	PIT
.326	Pollock IV,A	ARI
.326	Fowler,D	CHI
.325	Prado,M	MIA
.318	Harper,B	WSH
.318	Pagan,A	SF
.317	Braun,R	MIL

CAUGHT STEALING

20	Gordon,D	MIA
13	Blackmon,C	COL
10	Peterson,J	ATL
10	Polanco,G	PIT
10	Inciarte,E	ARI
10	Marte,S	PIT
8	7 players tied	

SACRIFICE BUNTS

14	Teheran,J	ATL
12	Koehler,T	MIA
11	Miller,S	ATL
10	Latos,M	LA
10	Gonzalez,G	WSH
10	Haren,D	CHI
9	5 players tied	

SACRIFICE FLIES

11	Arenado,N	COL
10	Zimmerman,R	WSH
10	Pollock IV,A	ARI
9	Bruce,J	CIN
9	McCutchen,A	PIT
9	Fowler,D	STL
8	6 players tied	

STRIKEOUTS

199	Bryant,K	CHI
187	Desmond,I	WSH
170	Pederson,J	LA
159	Upton,J	SD
158	Taylor,M	WSH
154	Fowler,D	CHI
151	Goldschmid,P	ARI
151	Carpenter,M	STL
151	Granderson,C	NY
149	Russell,A	CHI

GROUNDED INTO DP

24	Escobar,Y	WSH
23	Peralta,J	STL
23	Ramirez,A	PIT
22	Duffy,M	SF
21	Gonzalez,A	LA
20	LeMahieu,D	COL
20	Braun,R	MIL
19	5 players tied	

INTENTIONAL WALKS

29	Goldschmid,P	ARI
15	Harper,B	WSH
15	Votto,J	CIN
15	Arenado,N	COL
12	McCutchen,A	PIT
11	Lind,A	MIL
11	Markakis,N	ATL
10	Murphy,D	NY
10	Posey,B	SF
10	Gonzalez,A	LA

HIT BY PITCH

30	Rizzo,A	CHI
19	Marte,S	PIT
17	Kang,J	PIT
15	Wong,K	STL
14	Duda,L	NY
13	Dietrich,D	MIA
13	Turner,J	LA
13	Blackmon,C	COL
12	McCutchen,A	PIT
11	2 players tied	

AT BATS

619	Frazier,T	CIN
616	Arenado,N	COL
615	Gordon,D	MIA
614	Blackmon,C	COL
612	Markakis,N	ATL
609	Pollock IV,A	ARI
596	Fowler,D	CHI
596	Kemp,M	SD
593	Polanco,G	PIT
588	Phillips,B	CIN

HARDEST TO FAN (PLATE APP. PER SO)

14.2	Murphy,D	NY
12.1	Simmons,A	ATL
12.0	Posey,B	SF
10.2	Solarte,Y	SD
9.7	Inciarte,E	ARI
9.2	Phillips,B	CIN
9.0	Molina,Y	STL
8.4	Escobar,Y	WSH
8.3	Markakis,N	ATL
8.1	Prado,M	MIA

RBI RATIO (AT BATS PER RBI)

4.7	Arenado,N	COL
5.2	Goldschmid,P	ARI
5.3	Harper,B	WSH
5.6	Bryant,K	CHI
5.7	Gonzalez,C	COL
5.8	Lind,A	MIL
5.8	Rizzo,A	CHI
5.9	Posey,B	SF
5.9	McCutchen,A	PIT
5.9	Peralta,D	ARI

HOME RUN RATIO (AT BATS PER HOME RUN)

12.4	Harper,B	WSH
13.9	Gonzalez,C	COL
14.7	Arenado,N	COL
17.2	Goldschmid,P	ARI
17.4	Duda,L	NY
17.7	Frazier,T	CIN
18.5	Pederson,J	LA
18.8	Votto,J	CIN
18.9	Rizzo,A	CHI
20.2	Braun,R	MIL

HARDEST TO DOUBLE UP (AT BATS PER GIDP)

193.3	Granderson,C	NY
164.0	Belt,B	SF
153.5	Blackmon,C	COL
149.0	Fowler,D	CHI
118.6	Polanco,G	PIT
114.8	Carpenter,M	STL
105.6	Peterson,J	ATL
103.0	Norris,D	SD
102.5	Gordon,D	MIA
96.0	Pederson,J	LA

GAMES PLAYED

160	Rizzo,A	CHI
159	Goldschmid,P	ARI
158	Votto,J	CIN
157	Arenado,N	COL
157	Pollock IV,A	ARI
157	Bruce,J	CIN
157	McCutchen,A	PIT
157	Blackmon,C	COL
157	Frazier,T	CIN
157	Granderson,C	NY

NL PITCHING LEADERS

EARNED RUN AVERAGE

1.66	Greinke,Z	LA
1.77	Arrieta,J	CHI
2.13	Kershaw,C	LA
2.54	Degrom,J	NY
2.60	Cole,G	PIT
2.71	Harvey,M	NY
2.77	Lackey,J	STL
2.79	Scherzer,M	WSH
2.93	Bumgarner,M	SF
3.01	Martinez,C	STL

WINS

22	Arrieta,J	CHI
19	Cole,G	PIT
19	Greinke,Z	LA
18	Bumgarner,M	SF
17	Wacha,M	STL
16	Kershaw,C	LA
14	5 players tied	

WINNING STREAKS

11	Arrieta,J	CHI
4-Aug - 2-Oct		
9	Kershaw,C	LA
8-Jul - 14-Sep		
8	Greinke,Z	LA
28-Jun - 16-Aug		
7	4 streaks tied	

SAVES

51	Melancon,M	PIT
48	Rosenthal,T	STL
43	Familia,J	NY
39	Kimbrel,C	SD
38	Casilla,S	SF
38	Rodriguez,F	MIL
36	Jansen,K	LA
33	Chapman,A	CIN
32	Ramos,A	MIA
30	2 players tied	

GAMES STARTED

33	Miller,S	ATL
33	Teheran,J	ATL
33	Zimmermann,J	WSH
33	Kershaw,C	LA
33	Ross,T	SD
33	Scherzer,M	WSH
33	Arrieta,J	CHI
33	Shields,J	SD
33	Lackey,J	STL
32	8 players tied	

COMPLETE GAMES

4	Bumgarner,M	SF
4	Kershaw,C	LA
4	Scherzer,M	WSH
4	Arrieta,J	CHI
2	Miller,S	ATL
2	Rusin,C	COL
2	Heston,C	SF
2	Leake,M	SF
1	14 players tied	

GAMES

81	Siegrist,K	STL
78	Melancon,M	PIT
77	Watson,T	PIT
77	Lopez,J	SF
76	Maness,S	STL
76	Familia,J	NY
76	Smith,W	MIL
76	Hughes,J	PIT
76	Strop,P	CHI
73	3 players tied	

INNINGS PITCHED

232.2	Kershaw,C	LA
229.0	Arrieta,J	CHI
228.2	Scherzer,M	WSH
222.2	Greinke,Z	LA
218.1	Bumgarner,M	SF
218.0	Lackey,J	STL
208.0	Cole,G	PIT
205.1	Miller,S	ATL
205.0	Lester,J	CHI
202.1	Shields,J	SD

STRIKEOUTS

301	Kershaw,C	LA
276	Scherzer,M	WSH
236	Arrieta,J	CHI
234	Bumgarner,M	SF
216	Shields,J	SD
212	Ross,T	SD
207	Lester,J	CHI
205	Degrom,J	NY
205	Liriano,F	PIT
202	Cole,G	PIT

WINNING PERCENTAGE

.864	Greinke,Z	LA (19-3)
.786	Arrieta,J	CHI (22-6)
.708	Wacha,M	STL (17-7)
.704	Cole,G	PIT (19-8)
.696	Kershaw,C	LA (16-7)
.667	Martinez,C	STL (14-7)
.667	Bumgarner,M	SF (18-9)
.650	Shields,J	SD (13-7)
.636	Degrom,J	NY (14-8)
.632	Liriano,F	PIT (12-7)

SHUTOUTS

3	Kershaw,C	LA
3	Scherzer,M	WSH
3	Arrieta,J	CHI
2	Miller,S	ATL
2	Bumgarner,M	SF
1	8 players tied	

OPP. BATTING AVERAGE AGAINST

.185	Arrieta,J	CHI
.187	Greinke,Z	LA
.194	Kershaw,C	LA
.208	Scherzer,M	WSH
.215	Degrom,J	NY
.222	Harvey,M	NY
.222	Bumgarner,M	SF
.223	Liriano,F	PIT
.236	Wacha,M	STL
.237	Ross,T	SD

HOME EARNED RUN AVERAGE

1.46	Greinke,Z	LA
1.67	Kershaw,C	LA
1.93	Lackey,J	STL
1.94	Bumgarner,M	SF
1.97	Arrieta,J	CHI
1.99	Degrom,J	NY
2.23	Harvey,M	NY
2.43	Miller,S	ATL
2.46	Syndergaar,N	NY
2.53	Burnett,A	PIT

ROAD EARNED RUN AVERAGE

1.60	Arrieta,J	CHI
1.88	Greinke,Z	LA
2.20	Scherzer,M	WSH
2.27	Liriano,F	PIT
2.39	Cole,G	PIT
2.54	Martinez,C	STL
2.60	Kershaw,C	LA
2.83	Ross,T	SD
2.91	Leake,M	SF
3.00	DeSclafani,A	CIN

DAY EARNED RUN AVERAGE

1.10	Degrom,J	NY
1.11	Greinke,Z	LA
1.98	Scherzer,M	WSH
2.05	Cole,G	PIT
2.16	Arrieta,J	CHI
2.39	Miller,S	ATL
2.41	Martinez,C	STL
2.61	Kershaw,C	LA
2.74	Liriano,F	PIT
2.84	Lester,J	CHI

NIGHT EARNED RUN AVERAGE

1.51	Arrieta,J	CHI
1.88	Greinke,Z	LA
1.97	Kershaw,C	LA
2.42	Harvey,M	NY
2.63	Lynn,L	STL
2.84	Bumgarner,M	SF
2.86	Lackey,J	STL
3.00	Cole,G	PIT
3.04	Hammel,J	CHI
3.29	Miller,S	ATL

HITS ALLOWED

217	Colon,B	NY
211	Lackey,J	STL
204	Zimmermann,J	WSH
200	Cashner,A	SD
198	Wood,A	LA
194	DeSclafani,A	CIN
194	Anderson,B	LA
193	De La Rosa,R	ARI
192	Niese,J	NY
189	3 players tied	

LOSSES

17	Miller,S	ATL
16	Cashner,A	SD
15	Kennedy,I	SD
15	Harang,A	PHI
14	Koehler,T	MIA
14	Garza,M	MIL
13	5 players tied	

HOME RUNS ALLOWED

33	Kendrick,K	COL
33	Shields,J	SD
32	De La Rosa,R	ARI
31	Kennedy,I	SD
31	Haren,D	CHI
29	Lohse,K	MIL
27	Teheran,J	ATL
27	Scherzer,M	WSH
26	Harang,A	PHI
25	Colon,B	NY

FEWEST WALKS PER 9 IP

1.1	Colon,B	NY
1.3	Scherzer,M	WSH
1.6	Bumgarner,M	SF
1.6	Greinke,Z	LA
1.6	Kershaw,C	LA
1.7	Zimmermann,J	WSH
1.8	Harvey,M	NY
1.8	Degrom,J	NY
1.8	Haren,D	CHI
1.9	Arrieta,J	CHI

WILD PITCHES

14	Ross,T	SD
11	Hale,D	COL
11	Nelson,J	MIL
10	Latos,M	LA
10	Scherzer,M	WSH
10	Hammel,J	CHI
10	Liriano,F	PIT
9	Kershaw,C	LA
8	5 players tied	

HIT BATSMEN

13	Heston,C	SF
13	Nelson,J	MIL
12	Morton,C	PIT
11	Burnett,A	PIT
10	Cole,G	PIT
9	Despaigne,O	SD
9	Perez,W	ATL
9	Teheran,J	ATL
9	Niese,J	NY
9	Shields,J	SD

EARNED RUNS

100	Kendrick,K	COL
99	Lohse,K	MIL
98	De La Rosa,R	ARI
93	Garza,M	MIL
93	Harang,A	PHI
90	Teheran,J	ATL
90	Colon,B	NY
89	Cashner,A	SD
88	Shields,J	SD
85	Koehler,T	MIA

STRIKEOUTS PER 9 IP

11.6	Kershaw,C	LA
10.9	Scherzer,M	WSH
9.9	Liriano,F	PIT
9.7	Ross,T	SD
9.7	Degrom,J	NY
9.6	Bumgarner,M	SF
9.6	Shields,J	SD
9.3	Kennedy,I	SD
9.3	Arrieta,J	CHI
9.2	Martinez,C	STL

BALKS

4	Cueto,J	CIN
3	Wisler,M	ATL
3	Kershaw,C	LA
3	Lackey,J	STL
2	10 players tied	

WALKS

84	Ross,T	SD
81	Shields,J	SD
77	Koehler,T	MIA
73	Miller,S	ATL
73	Teheran,J	ATL
70	Liriano,F	PIT
69	Gonzalez,G	WSH
68	Lynn,L	STL
66	Cashner,A	SD
65	2 players tied	

RUNS ALLOWED

111	Cashner,A	SD
103	De La Rosa,R	ARI
102	Garza,M	MIL
102	Kendrick,K	COL
100	Harang,A	PHI
99	Teheran,J	ATL
99	Lohse,K	MIL
96	Koehler,T	MIA
95	Locke,J	PIT
95	Kennedy,I	SD

OPP. BAT. AVG. AGAINST

.185	Arrieta,J	CHI
.187	Greinke,Z	LA
.194	Kershaw,C	LA
.208	Scherzer,M	WSH
.215	Degrom,J	NY
.222	Harvey,M	NY
.222	Bumgarner,M	SF
.223	Liriano,F	PIT
.236	Wacha,M	STL
.237	Ross,T	SD

GAMES FINISHED

65	Familia,J	NY
63	Melancon,M	PIT
57	Rosenthal,T	STL
55	Casilla,S	SF
55	Rodriguez,F	MIL
54	Chapman,A	CIN
53	Kimbrel,C	SD
51	Ramos,A	MIA
51	Papelbon,J	WSH
50	Jansen,K	LA

NL ROOKIE BATTING LEADERS

BATTING AVERAGE

.305	Piscotty,S
.297	Herrera,D
.295	Duffy,M
.287	Kang,J
.280	Franco,M
.277	Paulsen,B
.276	Grichuk,R
.275	Bryant,K
.273	Tomas,Y
.272	Robinson,C

HOME RUNS

STL	26	Pederson,J
PHI	26	Bryant,K
SF	23	Bour,J
PIT	17	Grichuk,R
PHI	16	Schwarber,K
COL	15	Kang,J
STL	14	Franco,M
CHI	14	Taylor,M
ARI	13	Russell,A
WSH	12	Duffy,M

RUNS BATTED IN

LA	99	Bryant,K
CHI	77	Duffy,M
MIA	73	Bour,J
STL	63	Taylor,M
CHI	58	Kang,J
PIT	54	Pederson,J
PHI	54	Russell,A
WSH	50	Franco,M
CHI	49	Paulsen,B
SF	48	Tomas,Y

MULTI HIT GAMES

CHI	42	Duffy,M	SF
SF	34	Tomas,Y	ARI
MIA	34	Herrera,D	PHI
WSH	34	Bryant,K	CHI
PIT	29	Realmutto,J	MIA
LA	29	Lamb,J	ARI
CHI	27	Kang,J	PIT
PHI	27	Taylor,M	WSH
COL	26	3 players tied	

RUNS

87	Bryant,K	CHI
77	Duffy,M	SF
67	Pederson,J	LA
64	Herrera,D	PHI
60	Kang,J	PIT
60	Russell,A	CHI
52	Schwarber,K	CHI
49	4 players tied	

HITS

169	Duffy,M	SF
154	Bryant,K	CHI
147	Herrera,D	PHI
121	Kang,J	PIT
115	Russell,A	CHI
114	Realmutto,J	MIA
111	Tomas,Y	ARI
108	Taylor,M	WSH
107	Bour,J	MIA
101	Pederson,J	LA

TOTAL BASES

273	Bryant,K	CHI
245	Duffy,M	SF
207	Herrera,D	PHI
200	Pederson,J	LA
196	Bour,J	MIA
194	Kang,J	PIT
185	Russell,A	CHI
179	Realmutto,J	MIA
177	Grichuk,R	STL
169	Taylor,M	WSH

GRAND SLAMS

2	Bryant,K	CHI
1	10 players tied	

DOUBLES

31	Bryant,K	CHI
30	Herrera,D	PHI
29	Russell,A	CHI
28	Duffy,M	SF
24	Kang,J	PIT
23	Grichuk,R	STL
22	Franco,M	PHI
21	Realmutto,J	MIA
20	Bour,J	MIA
19	3 players tied	

TRIPLES

7	Realmutto,J	MIA
7	Grichuk,R	STL
6	Duffy,M	SF
6	Ahmed,N	ARI
5	Spangenberg,C	SD
5	Lamb,J	ARI
5	Bryant,K	CHI
5	Pham,T	STL
4	3 players tied	

STOLEN BASES

16	Taylor,M	WSH
16	Herrera,D	PHI
13	Bryant,K	CHI
12	Duffy,M	SF
9	Spangenberg,C	SD
8	Realmutto,J	MIA
6	Altherr,A	PHI
5	4 players tied	

HITTING STREAKS

14	Bryant,K	CHI
3-Jun - 18-Jun		
13	Herrera,D	PHI
25-Jul - 10-Aug		
12	Russell,A	CHI
26-Apr - 9-May		
12	Piscotty,S	STL
23-Aug - 5-Sep		
12	Bryant,K	CHI
2-Aug - 15-Aug		

WALKS

92	Pederson,J	LA
77	Bryant,K	CHI
42	Russell,A	CHI
37	Robinson,C	WSH
36	Schwarber,K	CHI
36	Lamb,J	ARI
35	Taylor,M	WSH
34	Bour,J	MIA
32	Soler,J	CHI
30	Duffy,M	SF

ON BASE PERCENTAGE

.369	Bryant,K	CHI
.359	Piscotty,S	STL
.358	Robinson,C	WSH
.355	Kang,J	PIT
.355	Schwarber,K	CHI
.346	Pederson,J	LA
.344	Herrera,D	PHI
.343	Franco,M	PHI
.334	Duffy,M	SF
.333	Spangenberg,C	SD

SLUGGING PERCENTAGE

.548	Grichuk,R	STL
.497	Franco,M	PHI
.494	Piscotty,S	STL
.488	Bryant,K	CHI
.487	Schwarber,K	CHI
.479	Bour,J	MIA
.462	Paulsen,B	COL
.461	Kang,J	PIT
.428	Duffy,M	SF
.424	Robinson,C	WSH

EXTRA BASE HITS

62	Bryant,K	CHI
47	Grichuk,R	STL
46	Duffy,M	SF
46	Pederson,J	LA
43	Russell,A	CHI
43	Bour,J	MIA
41	Kang,J	PIT
41	Herrera,D	PHI
38	Realmutto,J	MIA
37	Franco,M	PHI

OUTFIELD ASSISTS

6	Taylor,M	WSH
6	Conforto,M	NY
5	Pederson,J	LA
5	Herrera,D	PHI
4	Soler,J	CHI
4	Peterson,S	MIL
3	Tomas,Y	ARI
3	Perez,E	ATL
3	Altherr,A	PHI
2	6 players tied	

NL ROOKIE PITCHING LEADERS

EARNED RUN AVERAGE

3.24	Syndergaard,N	NY
3.52	Ray,R	ARI
3.77	Jungmann,T	MIL
3.95	Heston,C	SF
4.05	DeSclafani,A	CIN
4.15	Iglesias,R	CIN
4.48	Morgan,A	PHI
4.71	Wisler,M	ATL
4.78	Perez,W	ATL
5.40	Lorenzen,M	CIN

WINS

12	Heston,C
9	Syndergaard,N
9	Jungmann,T
9	DeSclafani,A
8	Wisler,M
7	Perez,W
6	Nola,A
5	9 players tied

WINNING STREAKS

5	Chafin,A	ARI
	28-Apr - 3-Jul	
5	Nola,A	PHI
	26-Jul - 28-Aug	
5	Heston,C	SF
	19-Jun - 27-Jul	
5	Caminero,A	PIT
	12-Jul - 2-Oct	
4	5 streaks tied	

SAVES

9	Vizcaino,A	ATL
2	Chafin,A	ARI
2	Rivero,F	WSH
2	Burgos,E	ARI
1	7 players tied	

GAMES STARTED

31	Heston,C
31	DeSclafani,A
24	Syndergaard,N
23	Ray,R
21	Lorenzen,M
21	Jungmann,T
20	Perez,W
19	Wisler,M
16	Iglesias,R
16	Butler,E

COMPLETE GAMES

2	Heston,C	SF
1	Butler,E	COL
1	Perez,W	ATL
1	Jungmann,T	MIL

GAMES

73	Caminero,A	PIT
66	Chafin,A	ARI
64	Oberg,S	COL
59	Garcia,Y	LA
57	Robles,H	NY
55	Strickland,H	SF
52	Baez,A	LA
50	Gilmartin,S	NY
49	Rivero,F	WSH
48	Knebel,C	MIL

INNINGS PITCHED

184.2	DeSclafani,A
177.2	Heston,C
150.0	Syndergaard,N
127.2	Ray,R
119.1	Jungmann,T
116.2	Perez,W
113.1	Lorenzen,M
109.0	Wisler,M
95.1	Iglesias,R
86.2	Foltynewic,M

STRIKEOUTS

166	Syndergaard,N	NY
151	DeSclafani,A	CIN
141	Heston,C	SF
119	Ray,R	ARI
107	Jungmann,T	MIL
104	Iglesias,R	CIN
83	Lorenzen,M	CIN
77	Foltynewic,M	ATL
73	Perez,W	ATL
73	Caminero,A	PIT

WINNING PERCENTAGE

.563	Syndergaard,N	NY	(9-7)
.529	Jungmann,T	MIL	(9-8)
.522	Heston,C	SF	(12-11)
.500	Wisler,M	ATL	(8-8)
.409	DeSclafani,A	CIN	(9-13)
.294	Ray,R	ARI	(5-12)

SHUTOUTS

1	Heston,C
---	----------

OPP. BATTING AVERAGE AGAINST

.225	Syndergaard,N	NY
.228	Iglesias,R	CIN
.241	Jungmann,T	MIL
.253	Heston,C	SF
.255	Ray,R	ARI
.269	Morgan,A	PHI
.273	DeSclafani,A	CIN
.280	Wisler,M	ATL
.291	Perez,W	ATL
.292	Lorenzen,M	CIN

FINAL SPRING TRAINING STATISTICS

BATTING

NAME	BA	SLG	OBP	G	AB	R	H	TB	2B	3B	HR	RBI	SH	SF	HBP	BB	IBB	SO	SB	CS	GDP	E	
Aliotti	.111	.111	.111	8	9	1	1	1	0	0	0	1	0	0	0	0	0	0	0	0	0	1	1
Anderson	.206	.294	.270	17	34	2	7	10	1	1	0	5	0	0	1	2	0	10	0	0	2	0	
Angle	.250	.250	.500	9	4	0	1	1	0	0	1	0	0	0	0	2	0	2	0	1	0	0	
Bennie	1.000	2.000	1.000	1	1	0	1	2	1	0	0	0	0	0	0	0	0	0	0	0	0	0	
Blair	.200	.400	.500	8	5	0	1	2	1	0	0	1	0	0	0	3	0	1	0	0	0	0	
Brugman	.000	.000	.000	1	1	0	0	0	0	0	0	0	0	0	0	0	0	0	0	0	0	0	
Burns	.373	.482	.418	28	83	21	31	40	3	3	0	8	0	1	2	5	0	8	5	4	1	0	
Butler	.271	.593	.362	22	59	11	16	35	4	0	5	15	0	1	0	9	1	13	0	0	1	0	
Canha	.297	.635	.342	29	74	13	22	47	7	0	6	13	0	0	1	4	0	23	0	0	0	1	
Carlin	.320	.480	.455	16	25	5	8	12	1	0	1	8	0	1	0	7	0	7	0	0	1	1	
Carrithers	.182	.364	.308	9	11	1	2	4	2	0	0	1	0	0	0	2	0	3	0	0	0	0	
Cogswell	.500	1.000	.667	4	2	2	1	2	1	0	0	0	0	0	0	1	0	1	0	0	0	1	
Crisp	.133	.133	.176	7	15	1	2	2	0	0	0	1	0	1	0	1	0	5	1	0	0	0	
Crocker	.000	.000	.000	3	2	1	0	0	0	0	0	0	0	0	0	0	0	2	0	0	0	0	
Davis	.362	.511	.434	17	47	6	17	24	4	0	1	4	0	0	0	6	0	16	0	0	1	0	
Ferrell (TM)	---	---	---	1	0	0	0	0	0	0	0	0	0	0	0	0	0	0	0	0	0	0	
Freiman	.500	1.000	.500	1	2	0	1	2	1	0	0	0	0	0	0	0	0	1	0	0	0	0	
Fuld	.254	.418	.282	22	67	11	17	28	5	3	0	8	0	1	0	3	0	9	1	0	3	1	
Gentry	.233	.333	.329	22	60	13	14	20	4	1	0	6	0	1	2	7	0	12	4	3	1	1	
Gilbert	---	---	---	1	0	0	0	0	0	0	0	0	0	0	0	0	0	0	0	0	0	0	
Hassan	.444	.500	.474	9	18	2	8	9	1	0	0	2	0	0	1	0	0	2	0	1	1	0	
R. Healy	.333	.333	.333	6	6	0	2	2	0	0	0	0	0	0	0	0	0	1	0	0	0	0	
Kirkland	.167	.167	.286	9	6	3	1	1	0	0	0	0	1	0	0	1	0	2	0	0	0	0	
Ladendorf	.318	.455	.328	27	66	11	21	30	2	2	1	13	0	0	0	1	0	15	1	0	0	2	
Lawrie	.245	.592	.291	19	49	8	12	29	3	1	4	11	0	2	1	3	0	13	0	0	1	1	
Marincov	.333	.333	.500	4	3	1	1	1	0	0	0	0	0	0	0	1	0	0	0	0	0	0	
Matthes	.375	.375	.444	9	8	2	3	3	0	0	0	2	0	0	0	1	0	1	0	0	0	0	
Maxwell	.000	.000	.000	4	3	0	0	0	0	0	0	0	0	0	0	0	0	1	0	0	0	0	
Muncy	.364	.697	.463	23	33	8	12	23	5	0	2	10	1	1	0	7	0	5	0	0	0	4	
Munoz	.000	.000	.000	1	1	0	0	0	0	0	0	0	0	0	0	0	0	1	0	0	0	0	
Nogowski	.000	.000	.000	2	2	0	0	0	0	0	0	0	0	0	0	0	0	1	0	0	0	0	
Nunez	.188	.188	.188	7	16	1	3	3	0	0	0	1	0	0	0	0	0	8	0	0	0	0	
Oberacker	1.000	2.000	1.000	1	1	1	1	2	1	0	0	0	0	0	0	0	0	0	0	0	0	0	
Olson	.170	.298	.250	21	47	4	8	14	3	0	1	4	0	0	0	5	0	15	0	0	0	2	
Parrino	.191	.277	.259	24	47	5	9	13	4	0	0	3	0	2	1	4	1	11	1	0	1	0	
Phegley	.218	.455	.259	20	55	8	12	25	7	0	2	11	0	0	1	2	0	14	0	0	0	1	
Pinder	.000	.000	.400	8	3	1	0	0	0	0	0	0	0	0	0	2	0	1	0	0	0	0	
Pohl	1.000	1.000	1.000	2	1	0	1	1	0	0	1	0	0	0	0	0	0	0	0	0	0	0	
Pridie	.188	.417	.273	29	48	9	9	20	5	0	2	7	0	1	0	6	0	13	0	0	0	0	
Ravelo	1.000	2.000	1.000	1	1	0	1	2	1	0	0	1	0	0	0	0	0	0	0	0	0	0	
Reddick	1.000	1.000	1.000	1	3	2	3	3	0	0	0	2	0	0	0	0	0	0	0	0	0	0	
Romero	.250	.250	.308	7	12	1	3	3	0	0	0	2	0	0	0	1	0	1	0	0	2	0	
Semien	.288	.500	.382	24	66	14	19	33	5	0	3	11	0	0	1	9	0	15	0	1	1	4	
Sogard	.355	.500	.379	22	62	9	22	31	7	1	0	7	0	1	0	3	0	6	1	0	2	2	
Sportman	.600	2.000	.714	7	5	3	3	10	1	0	2	3	0	0	1	1	0	0	0	0	0	0	
Vertigan	.000	.000	.000	2	1	0	0	0	0	0	0	1	0	1	0	0	0	0	0	0	0	0	
Vogt	.250	.425	.319	15	40	5	10	17	1	0	2	5	1	2	0	5	0	7	0	0	1	0	
Walsh	.000	.000	.000	1	1	0	0	0	0	0	0	0	0	0	0	0	0	0	0	0	0	0	
Wendle	.282	.385	.333	22	39	3	11	15	2	1	0	2	0	0	0	3	0	7	0	0	2	0	
Zobrist	.345	.552	.385	21	58	10	20	32	7	1	1	15	0	2	0	5	0	2	0	0	0	0	
TEAM	.280	.461	.343	35	1202	199	337	554	90	14	33	186	3	18	12	112	2	255	14	10	22	23	
OPPONENTS	.243	.370	.308	35	1161	140	282	430	53	7	27	134	6	6	8	104	1	262	18	9	27	37	

PITCHING

NAME	W	L	ERA	G	GS	CG	SHO	SV	INN	H	R	ER	HR	SH	SF	HBP	BB	IBB	SO	WP	BK	BA
Abad	1	0	3.12	9	0	0	0	0	8.2	6	3	3	2	0	0	0	2	0	10	0	0	.188
Alvarez	0	0	3.38	10	0	0	0	0	10.2	8	7	4	0	0	1	0	6	0	13	1	0	.195
Bassitt	1	2	8.78	5	3	0	0	0	13.1	19	13	13	2	1	1	0	4	0	9	0	0	.345
Buschmann	0	0	0.00	3	0	0	0	0	3.1	2	0	0	0	0	0	0	2	0	3	1	0	.200
Castro	0	0	1.93	4	0	0	0	0	4.2	3	1	1	0	0	0	0	3	0	3	0	0	.188
Chavez	3	0	3.27	6	5	0	0	0	22.0	27	11	8	0	0	1	0	5	0	18	1	0	.303
Clippard	1	1	5.19	9	0	0	0	0	8.2	12	6	5	0	0	0	0	3	0	10	0	0	.316
Cook	0	1	16.88	5	0	0	0	1	5.1	16	13	10	1	0	0	1	1	0	3	0	0	.533
De La Rosa	0	0	4.50	4	0	0	0	0	4.0	4	2	2	0	0	1	1	1	0	5	0	0	.308
R. Doolittle	0	0	0.00	4	0	0	0	0	2.2	1	0	0	0	0	0	0	1	0	2	0	0	.125
Frankoff	0	0	0.00	4	0	0	0	0	3.1	2	0	0	0	0	0	0	0	0	5	0	0	.167
Fuller	1	0	2.25	5	0	0	0	0	4.0	1	2	1	0	0	0	2	2	0	5	0	0	.071
Graveman	3	1	0.36	6	6	0	0	0	25.1	12	4	1	1	1	0	0	7	0	17	0	0	.141
Gray	1	0	7.53	4	4	0	0	0	14.1	23	12	12	3	1	0	0	5	0	9	3	0	.354
Hahn	1	2	3.06	5	4	0	0	0	17.2	18	6	6	2	0	0	0	5	0	11	1	0	.265
T. Healy	0	0	0.00	1	0	0	0	0	1.0	0	0	0	0	0	0	0	0	0	0	0	0	.000
Huntzinger	0	0	3.38	10	0	0	0	1	10.2	10	4	4	1	1	0	1	5	1	8	0	0	.263
Kazmir	2	0	1.00	4	4	0	0	0	18.0	10	3	2	1	1	1	0	4	0	14	2	0	.161
Leon	0	0	0.00	3	0	0	0	0	4.0	2	0	0	0	0	0	0	2	0	2	0	0	.154
Mills	1	0	11.25	3	1	0	0	0	4.0	3	5	5	0	0	0	0	6	0	4	0	0	.200
O'Flaherty	1	0	2.45	7	0	0	0	0	7.1	7	3	2	1	0	0	0	2	0	8	1	0	.250
Otero	0	0	4.15	7	0	0	0	0	8.2	8	4	4	0	0	0	0	1	0	4	0	0	.250
Owens	1	0	9.00	3	0	0	0	0	5.0	6	5	5	1	0	1	1	0	0	1	0	0	.300
Pomeranz	2	3	2.38	6	6	0	0	0	22.2	19	7	6	1	0	0	0	10	0	28	1	1	.226
Rodriguez	0	1	1.42	7	0	0	0	3	6.1	5	1	1	0	0	0	0	6	0	8	0	0	.217
Scribner	0	0	2.51	9	0	0	0	0	14.1	13	4	4	1	1	0	0	3	0	19	0	0	.241
Smith	0	0	3.00	3	0	0	0	0	3.0	3	1	1	0	0	0	0	0	0	3	1	0	.231
Smyth	0	0	0.00	1	0	0	0	0	1.1	1	0	0	0	0	0	0	0	0	3	0	0	.200
Uriaub	0	0	0.00	2	0	0	0	1	2.0	1	0	0	0	0	0	0	1	0	1	0	0	.143
Venditte	1	0	4.50	11	0	0	0	0	12.0	10	6	6	2	0	0	0	4	0	7	1	0	.222
Verdugo	0	0	2.70	8	0	0	0	0	6.2	5	2	2	2	0	0	0	4	0	3	0	0	.217
Wahl	0	0	8.31	5	0	0	0	0	4.1	6	4	4	1	0	0	0	2	0	5	0	0	.316
Whelan	1	0	0.00	8	0	0	0	1	7.2	4	0	0	0	0	0	0	2	0	7	0	0	.154
Zito	1	0	4.79	7	2	0	0	1	20.2	15	11	11	5	0	0	2	5	0	14	1	0	.200
TEAM	22	11	3.60	35	35	0	1	8	307.2	282	140	123	27	6	6	8	104	1	262	14	1	.243
OPPONENTS	11	22	5.44	35	35	0	3	4	303.0	337	199	183	33	3	18	12	112	2	255	17	2	.280

REVIEW

SPRING TRAINING RESULTS

DATE	OPPONENT	SCORE	RECORD	WINNER	LOSER	ATTEND.	HOME CUM.
March 3	San Francisco	W, 9-4	1-0	Mills	Bumgarner	7,820	7,820
March 4	at San Francisco	W, 9-2	2-0	Chavez	Peavy	8,868	
March 5	at Chicago (NL)	T, 2-2	2-0-1	—	—	11,132	
March 6	at Arizona	W, 7-2	3-0-1	Graveman	Ray	10,726	
March 7	Los Angeles (AL)	W, 8-7	4-0-1	Whelan	Ibarra	10,042*	17,862
March 8	Chicago (AL)	L, 4-10	4-1-1	Samardzija	Clippard	6,639	24,501
March 9	at Texas	L, 1-4	4-2-1	Gonzalez	Hahn	5,480	
March 10	Arizona	W, 6-5	5-2-1	O'Flaherty	Bradley	6,434	30,935
March 11	Cleveland	W, 3-2	6-2-1	Graveman	Salazar	5,017	35,952
March 12	Seattle	W, 4-3	7-2-1	Owens	Lowe	9,033	44,985
March 13	at Kansas City	L, 4-8		Volquez	Bassitt	7,954	
	&vs. Chicago (NL)	L, 3-5	7-4-1	Arrieta	Pomeranz	8,007	
March 14	San Francisco	W, 5-2		Chavez	Cain	10,260*	55,245
	&vs. Chicago (NL)	L, 1-3	8-5-1	Hendricks	Hahn	10,375	
March 15	at Milwaukee	W, 5-2	9-5-1	Gray	Cotts	5,614	
March 16	at Los Angeles (NL)	L, 5-10	9-6-1	Huff	Cook	8,421	
March 17	San Diego	W, 13-2	10-6-1	Kazmir	Despaigne	5,701	60,946
March 18	at Seattle	L, 0-4	10-7-1	Ramirez	Pomeranz	9,903	
March 19	OFF DAY						
March 20	Los Angeles (NL)	W, 3-2		Zito	Smith	10,324*	71,270
	at Colorado	W, 3-2	12-7-1	Venditte	Butler	11,557	
March 21	Cincinnati	W, 8-1	13-7-1	Hahn	Iglesias	9,057	80,327
March 22	at Cincinnati	L, 3-4	13-8-1	Cingrani	Rodriguez	5,447	
March 23	at Cleveland	L, 3-8	13-9-1	McAllister	Bassitt	3,775	
March 24	Chicago (NL)	W, 14-2	14-9-1	Pomeranz	Parker	9,032	89,359
March 25	at Milwaukee	T, 9-9	14-9-2	—	—	3,999	
March 26	at San Francisco	W, 6-4	15-9-2	Abad	Parth	11,143	
March 27	Texas	W, 7-6	16-9-2	Clippard	Klein	6,514	95,873
March 28	at Chicago (AL)	W, 10-4	17-9-2	Bassitt	Cleto	6,184	
March 29	Milwaukee	W, 7-0	18-9-2	Graveman	Blazek	5,804	101,677
March 30	Colorado	W, 11-2	19-9-2	Pomeranz	Butler	4,067	105,744
March 31	at Los Angeles (AL)	W, 13-10	20-9-2	Fuller	Loconsole	5,582	
April 1	Los Angeles (AL)	W, 4-1	21-9-2	Chavez	Rucinski	4,315	110,059
April 2	*San Francisco	W, 8-2	22-9-2	Kazmir	Peavy	41,581	
April 3	*San Francisco	L, 0-4	22-10-2	Cain	Graveman	42,972	
April 4	^San Francisco	L, 1-2	22-11-2	Hudson	Pomeranz	29,553	

&indicates at Las Vegas. *indicates at San Francisco. ^indicates at Oakland



RECORDS



The 2016 season marks the 25th anniversary of Rickey Henderson setting the Major League stolen base record.

ATHLETICS YEAR-BY-YEAR

YEAR	POS.	W	L	PCT.	GA/GB	MANAGER	HOME	ROAD
1901	4	74	62	.544	-9	Connie Mack	42-24	32-38
1902	****1	83	53	.610	+5	Connie Mack	56-17	27-36
1903	2	75	60	.556	-14½	Connie Mack	44-21	31-39
1904	5	81	70	.536	-12½	Connie Mack	47-31	34-39
1905	****1	92	56	.622	+2	Connie Mack	50-23	42-33
1906	4	78	67	.538	-12	Connie Mack	48-23	30-44
1907	2	88	57	.607	-1½	Connie Mack	50-20	38-37
1908	6	68	85	.444	-22	Connie Mack	46-30	22-55
1909	2	95	58	.621	-3½	Connie Mack	49-27	46-31
1910	****1	102	48	.680	+14½	Connie Mack	57-19	45-29
1911	****1	101	50	.669	+13½	Connie Mack	54-20	47-30
1912	3	90	62	.592	-15	Connie Mack	45-32	45-30
1913	****1	96	57	.627	+6½	Connie Mack	50-26	46-31
1914	****1	99	53	.651	+8½	Connie Mack	51-24	48-29
1915	8	43	109	.283	-58½	Connie Mack	20-55	23-54
1916	8	36	117	.235	-54½	Connie Mack	23-53	13-64
1917	8	55	98	.359	-44½	Connie Mack	29-47	26-51
1918	8	52	76	.406	-24	Connie Mack	35-32	17-44
1919	8	36	104	.257	-52	Connie Mack	21-49	15-55
1920	8	48	106	.312	-50	Connie Mack	25-50	23-56
1921	8	53	100	.346	-45	Connie Mack	28-47	25-53
1922	7	65	89	.422	-29	Connie Mack	38-39	27-50
1923	6	69	83	.454	-29	Connie Mack	34-41	35-42
1924	5	71	81	.467	-20	Connie Mack	36-39	35-42
1925	2	88	64	.579	-8½	Connie Mack	51-26	37-38
1926	3	83	67	.553	-6	Connie Mack	44-27	39-40
1927	2	91	63	.591	-19	Connie Mack	50-27	41-36
1928	2	98	55	.641	-2½	Connie Mack	52-25	46-30
1929	****1	104	46	.693	+18	Connie Mack	57-16	47-30
1930	****1	102	52	.662	+8	Connie Mack	58-18	44-34
1931	****1	107	45	.704	+13½	Connie Mack	60-15	47-30
1932	2	94	60	.610	-13	Connie Mack	51-26	43-34
1933	3	79	72	.523	-19½	Connie Mack	46-29	33-43
1934	5	68	82	.453	-31	Connie Mack	34-40	34-42
1935	8	58	91	.389	-34	Connie Mack	30-42	28-49
1936	8	53	100	.346	-49	Connie Mack	31-46	22-54
1937	7	54	97	.358	-46½	Connie Mack (39-80)/Earle Mack (15-17)	27-50	27-47
1938	8	53	99	.349	-46	Connie Mack	28-47	25-52
1939	7	55	97	.362	-51½	Connie Mack (25-37)/Earle Mack (30-60)	28-48	27-49
1940	8	54	100	.351	-36	Connie Mack	29-42	25-58
1941	8	64	90	.416	-37	Connie Mack	36-41	28-49
1942	8	55	99	.357	-48	Connie Mack	25-51	30-48
1943	8	49	105	.318	-49	Connie Mack	27-51	22-54
1944	5	72	82	.468	-17	Connie Mack	39-37	33-45
1945	8	52	98	.347	-34½	Connie Mack	39-35	13-63
1946	8	49	105	.318	-55	Connie Mack	31-46	18-59
1947	5	78	76	.506	-19	Connie Mack	39-38	39-38
1948	4	84	70	.545	-12½	Connie Mack	36-41	48-29
1949	5	81	73	.526	-16	Connie Mack	52-25	29-48
1950	8	52	102	.338	-46	Connie Mack	29-48	23-54
1951	6	70	84	.455	-28	Jimmie Dykes	38-41	32-43
1952	4	79	75	.513	-16	Jimmie Dykes	45-32	34-43
1953	7	59	95	.383	-41½	Jimmie Dykes	27-50	32-45
1954	8	51	103	.331	-60	Eddie Joost	29-47	22-56
Philadelphia Totals		3886	4248	.478			2146-1896	1740-2352
1955	6	63	91	.409	-33	Lou Boudreau	33-43	30-48
1956	8	52	102	.338	-45	Lou Boudreau	22-55	30-47
1957	7	59	94	.386	-38½	Lou Boudreau (36-67)/Harry Craft (23-27)	37-40	22-54
1958	7	73	81	.474	-19	Harry Craft	43-34	30-47
1959	7	66	88	.429	-28	Harry Craft	37-40	29-48
1960	8	58	96	.377	-39	Bob Elliot	34-43	24-53
1961	9t	61	100	.379	-47½	Joe Gordon (26-33)/Hank Bauer (35-67)	33-47	28-53

YEAR	POS.	W	L	PCT.	GA/GB	WILD CARD	MANAGER	HOME	ROAD
1962	9	72	90	.444	-24		Hank Bauer	39-42	33-48
1963	8	73	89	.451	-31½		Ed Lopat	36-45	37-44
1964	10	57	105	.352	-42		Lopat (17-35)/Mel McGaha (40-70)	26-55	31-50
1965	10	59	103	.364	-43		McGaha (5-21)/Haywood Sullivan (54-82)	33-48	26-55
1966	7	74	86	.463	-23		Alvin Dark	42-39	32-47
1967	10	62	99	.385	-29½		Dark (52-69)/Luke Appling (10-30)	37-44	25-55
Kansas City Totals		829	1224	.404				452-575	377-649
1968	6	82	80	.506	-21		Bob Kennedy	44-38	38-42
1969	2	88	74	.543	-9		Hank Bauer (80-69)/McNamara (8-5)	49-32	39-42
1970	2	89	73	.549	-9		John McNamara	49-32	40-41
1971	**1	101	60	.627	+16		Dick Williams	46-35	55-25
1972	****1	93	62	.600	+5½		Dick Williams	48-29	45-33
1973	****1	94	68	.580	+6		Dick Williams	50-31	44-37
1974	****1	90	72	.556	+5		Alvin Dark	49-32	41-40
1975	**1	98	64	.605	+7		Alvin Dark	54-27	44-37
1976	2	87	74	.540	-2½		Chuck Tanner	51-30	36-44
1977	7	63	98	.391	-38½		Jack McKeon (26-27)/Winkles (37-71)	35-46	28-52
1978	6	69	93	.426	-23		Bobby Winkles (24-15)/McKeon (45-78)	38-42	31-51
1979	7	54	108	.333	-34		Jim Marshall	31-50	23-58
1980	2	83	79	.512	-14		Billy Martin	46-35	37-44
1981	**1	64	45	.587	+5		Billy Martin	35-21	29-24
1982	5	68	94	.420	-25		Billy Martin	36-45	32-49
1983	4	74	88	.457	-25		Steve Boros	42-39	32-49
1984	4	77	85	.475	-7		Boros (20-24)/Moore (57-61)	44-37	33-48
1985	4	77	85	.475	-14		Jackie Moore	43-36	34-49
1986	3t	76	86	.469	-16		Moore (29-44)/Jeff Newman (2-8)/ Tony La Russa (45-34)	47-36	29-50
1987	3	81	81	.500	-4		Tony La Russa	42-39	39-42
1988	***1	104	58	.642	+13		Tony La Russa	54-27	50-31
1989	****1	99	63	.611	+7		Tony La Russa	54-27	45-36
1990	****1	103	59	.636	+9		Tony La Russa	51-30	52-29
1991	4	84	78	.519	-11		Tony La Russa	47-34	37-44
1992	**1	96	66	.593	+6		Tony La Russa	51-30	45-36
1993	7	68	94	.420	-26		Tony La Russa	38-43	30-51
1994	2	51	63	.447	-1		Tony La Russa	24-32	27-31
1995	4	67	77	.465	-11½	7th (-12)	Tony La Russa	38-34	29-43
1996	3	78	84	.481	-12	16th (-10)	Art Howe	40-41¹	38-43
1997	4	65	97	.401	-25	11th (-31)	Art Howe	35-46	30-51
1998	4	74	88	.457	-14	7th (-18)	Art Howe	39-42	35-46
1999	2	87	75	.537	-8	2nd (-7)	Art Howe	52-29	35-46
2000	**1	91	70	.565	+½	n/a	Art Howe	47-34	44-36
2001	*2	102	60	.630	-14	1st (+17)	Art Howe	53-28	49-32
2002	**1	103	59	.636	+4	n/a	Art Howe	54-27	49-32
2003	**1	96	66	.593	+3	n/a	Ken Macha	57-24	39-42
2004	2	91	71	.562	-1	2nd (-7)	Ken Macha	52-29	39-42
2005	2	88	74	.543	-7	3rd (-7)	Ken Macha	45-36	43-38
2006	**1	93	69	.574	+4	n/a	Ken Macha	49-32	44-37
2007	3	76	86	.469	-18	6th (-18)	Bob Geren	40-41	36-45
2008	3	75	86	.466	-24½	7th (-19½)	Bob Geren	43-38²	32-48
2009	4	75	87	.463	-22	7th (-20)	Bob Geren	40-41	35-46
2010	2	81	81	.500	-9	15th (-14)	Bob Geren	47-34	34-47
2011	3	74	88	.457	-22	7th (-17)	Geren (27-36)/Bob Melvin (47-52)	43-38	31-50
2012	**1	94	68	.580	+1	n/a	Bob Melvin	50-31²	44-37
2013	**1	96	66	.593	+5½	n/a	Bob Melvin	52-29	44-37
2014	*2	88	74	.543	-10	2nd (+1)	Bob Melvin	48-33	40-41
2015	5	68	94	.420	-20	12 (-18)	Bob Melvin	34-47	34-47
Oakland Totals		3975	3670	.520				2156-1669	1819-2001
Athletics Totals		8690	9142	.487				4754-4140	3936-5002

* American League Wild Card Champions (2 times)

¹ includes 2-4 record at Las Vegas

** American League Western Division Champions (16 times)

² includes 1-1 record at Tokyo

*** American League Champions (15 times: Oakland 6 times, Philadelphia 9 times)

**** World Champions (9 times: Oakland 4 times, Philadelphia 5 times)

ATHLETICS VS. THE AMERICAN LEAGUE

YEAR	BAL	BOS	CHI	CLE	DET	MIL	NY	STL	WAS	TOTAL
1901	8-12	10-10	8-12	14-6	9-7	14-6			11-9	74-62
1902	13-6	11-9	10-10	12-8	16-4			9-10	12-6	83-53
1903		6-13	14-6	11-9	9-11		8-10	11-8	16-3	75-60
1904		9-13	14-8	10-11	12-10		9-12	11-10	16-6	81-70
1905		15-7	12-9	15-7	13-9		11-8	15-7	11-9	92-56
1906		14-8	9-12	10-12	13-6		8-13	9-11	15-5	78-67
1907		14-8	12-10	14-8	8-11		9-10	14-6	17-4	88-57
1908		12-10	9-13	6-16	8-14		14-8	8-13	11-11	68-85
1909		11-10	10-12	13-9	14-8		14-8	14-8	19-3	95-58
1910		18-4	14-8	14-7	13-9		12-9	17-5	14-6	102-48
1911		13-9	11-9	17-5	10-12		15-6	20-2	15-7	101-50
1912		7-15	10-12	14-8	13-9		17-5	16-6	13-7	90-62
1913		11-11	11-11	13-9	15-7		17-5	15-6	14-8	96-57
1914		9-12	17-5	19-3	12-9		14-8	15-7	13-9	99-53
1915		5-17	3-19	7-15	5-17		9-11	6-16	8-14	43-109
1916		6-16	4-18	4-18	4-18		7-15	5-17	6-15	36-117
1917		3-18	7-15	6-16	10-12		7-15	11-11	11-11	55-98
1918		6-13	10-11	7-13	11-9		4-8	8-10	6-12	52-76
1919		6-14	3-17	4-16	6-14		2-18	7-13	8-12	36-104
1920		9-13	6-16	6-16	10-12		3-19	8-14	6-16	48-106
1921		10-12	8-14	7-15	7-14		5-17	5-17	11-11	53-100
1922		12-10	10-12	11-11	6-16		5-17	9-13	12-10	65-89
1923		7-13	12-10	10-12	10-12		6-16	9-13	15-7	69-83
1924		10-12	11-11	11-11	11-11		8-12	13-9	7-15	71-81
1925		17-5	14-8	11-11	14-8		13-9	12-10	7-13	88-64
1926		14-8	15-6	8-14	11-11		13-9	15-7	7-12	83-67
1927		16-6	14-8	12-10	13-9		8-14	16-6	12-10	91-63
1928		18-3	16-6	16-6	14-8		6-16	16-6	12-10	98-55
1929		18-4	13-9	14-7	18-4		14-8	11-10	16-4	104-46
1930		18-4	16-6	15-7	15-7		12-10	16-6	10-12	102-52
1931		16-4	19-3	18-4	18-4		11-11	14-8	11-11	107-45
1932		18-4	15-7	12-10	15-7		8-14	16-6	10-12	94-60
1933		8-14	10-12	16-6	11-11		9-12	14-6	11-11	79-72
1934		9-12	13-9	9-13	10-12		7-15	9-12	11-9	68-82
1935		6-16	10-12	10-12	5-14		6-14	11-11	10-12	58-91
1936		9-13	7-15	9-13	5-17		6-16	11-10	6-16	53-100
1937		3-17	7-15	9-13	8-14		8-14	11-11	8-13	54-97
1938		8-14	10-12	4-18	8-14		5-16	12-9	6-16	53-99
1939		4-18	11-11	4-18	11-11		4-18	13-9	8-12	55-97
1940		4-18	6-16	8-14	11-11		9-13	8-14	8-14	54-100
1941		6-16	12-10	7-15	9-13		8-14	11-11	11-11	64-90
1942		8-14	10-12	6-16	9-13		6-16	6-16	10-12	55-99
1943		11-11	4-18	6-16	9-13		6-16	8-14	5-17	49-105
1944		11-11	13-9	10-12	11-11		9-13	9-13	9-13	72-82
1945		8-14	10-12	6-12	7-15		6-16	10-12	5-17	52-98
1946		5-17	10-12	7-15	5-17		6-16	10-12	6-16	49-105
1947		12-10	11-11	11-11	11-11		9-13	13-9	11-11	78-76
1948		10-12	16-6	6-16	10-12		10-12	18-4	14-8	84-70
1949		8-14	16-6	13-9	8-14		8-14	12-10	16-6	81-73
1950		3-19	11-11	5-17	5-17		7-15	8-14	13-9	52-102
1951		7-15	13-9	6-16	9-13		9-13	14-8	12-10	70-84
1952		10-12	11-11	9-13	17-5		9-13	14-8	9-13	79-75
1953		7-15	12-10	3-19	11-11		5-17	13-9	8-14	59-95
1954	12-10	7-15	5-17	4-18	9-13		4-18		10-12	51-103
1955	12-10	8-14	8-14	5-17	10-12		7-15		13-9	63-91
1956	7-15	10-12	8-14	5-17	6-16		4-18		12-10	52-102
1957	5-16	6-16	8-14	11-11	14-8		3-19		12-10	59-94
1958	10-12	10-12	10-12	12-10	10-12		9-13		12-10	73-81
1959	14-8	11-11	10-12	7-15	7-15		5-17		12-10	66-88
1960	9-13	9-13	7-15	7-15	12-10		7-15		7-15	58-96

YEAR	BAL	BOS	CHI	CLE	DET	HOU	KC	LAA	MIL	MIN	NYY	SEA	TB	TEX	TOR	TOTAL
1961	5-13	8-10	4-14	9-8	6-12			9-9		7-11	4-14			9-9		61-100
1962	8-10	8-10	9-9	7-11	6-12			6-12		8-10	5-13			15-3		72-90
1963	9-9	11-7	6-12	7-11	5-13			10-8		9-9	6-12			10-8		73-89
1964	5-13	6-12	2-16	8-10	7-11			6-12		9-9	6-12			8-10		57-105
1965	7-11	7-11	5-13	9-9	5-13			5-13		8-10	7-11			6-12		59-103
1966	5-11	9-9	5-13	12-6	12-6			9-9		8-10	5-13			9-9		74-86
1967	8-10	6-12	10-8	7-11	6-12			4-14		8-10	7-11			6-11		62-99
1968	9-9	10-8	8-10	12-6	5-13			13-5		10-8	8-10			7-11		82-80
1969	4-8	8-4	10-8	7-5	5-7		10-8	12-6	13-5	5-13	6-6			8-4		88-74
1970	5-7	5-7	16-2	5-7	6-6		11-7	10-8	10-8	5-13	6-6			10-2		89-73
1971	4-7	9-3	7-11	8-4	8-4		13-5	11-7	15-3	10-8	7-5			9-3		101-60
1972	6-6	3-9	8-7	10-2	8-4		11-7	10-8	8-4	9-8	9-3			11-4		93-62
1973	7-5	8-4	12-6	9-3	5-7		10-8	12-6	8-4	4-14	8-4			11-7		94-68
1974	6-6	4-8	11-7	7-5	7-5		10-8	12-6	7-5	13-5	5-7			8-10		90-72
1975	8-4	6-6	9-9	10-2	6-6		11-7	11-7	7-5	12-6	6-6			12-6		98-64
1976	8-4	8-4	9-8	8-4	6-6		9-9	12-6	7-5	7-11	6-6			7-11		87-74
1977	2-8	3-8	5-10	3-7	5-5		6-9	10-5	5-5	6-8	2-9	7-8		2-13	7-3	63-98
1978	0-11	5-5	8-7	6-4	4-6		5-10	6-9	1-9	6-9	2-8	13-2		6-9	7-4	69-93
1979	4-8	3-9	4-9	4-8	5-7		4-9	3-10	6-6	4-9	3-9	8-5		2-11	4-8	54-108
1980	5-7	3-9	7-6	6-6	6-6		7-6	10-3	5-7	7-6	4-8	8-5		7-6	8-4	83-79
1981	5-7	5-7	6-7	2-3	2-1		3-3	8-2	2-4	8-2	3-4	6-1		4-2	10-2	64-45
1982	5-7	4-8	4-9	8-4	3-9		6-7	4-9	5-7	10-3	5-7	6-7		5-8	3-9	68-94
1983	4-8	4-8	5-8	5-7	6-6		6-7	8-5	6-6	9-4	4-8	9-4		2-11	6-6	74-88
1984	6-6	5-7	7-6	5-7	3-9		8-5	6-7	8-4	5-8	4-8	8-5		8-5	4-8	77-85
1985	5-7	4-8	5-8	9-3	4-8		5-8	7-6	9-3	5-8	5-7	8-5		6-7	5-7	77-85
1986	7-5	5-7	6-7	2-10	6-6		5-8	3-10	7-5	7-6	7-5	10-3		3-10	8-4	76-86
1987	5-7	8-4	4-9	8-4	7-5		8-5	7-6	6-6	3-10	7-5	5-8		6-7	7-5	81-81
1988	8-4	9-3	8-5	8-4	8-4		5-8	9-4	9-3	8-5	6-6	9-4		8-5	9-3	104-58
1989	7-5	5-7	8-5	10-2	8-4		6-7	8-5	7-5	7-6	9-3	9-4		8-5	7-5	99-63
1990	8-4	8-4	5-8	8-4	6-6		9-4	9-4	7-5	7-6	12-0	9-4		8-5	7-5	103-59
1991	9-3	4-8	6-7	7-5	8-4		7-6	12-1	4-8	5-8	6-6	6-7		4-9	6-6	84-78
1992	6-6	7-5	8-5	6-6	6-6		9-4	8-5	5-7	8-5	6-6	12-1		9-4	6-6	96-66
1993	2-10	3-9	6-7	4-8	4-8		7-6	7-6	5-7	5-8	6-6	9-4		5-8	5-7	68-94
1994	5-7	3-9	3-6	0-6	4-5		3-7	6-3	1-4	5-2	5-7	4-3		7-3	5-1	51-63
1995	7-5	4-8	5-7	0-7	3-2		8-5	7-6	2-7	7-5	9-4	7-6		5-8	3-7	67-77
1996	4-9	5-8	7-5	6-6	8-4		7-5	7-6	5-7	7-6	3-9	8-5		7-6	4-8	78-84
1997	3-8	4-7	3-8	4-7	4-7		8-3	1-11	6-5	4-7	5-6	5-7		5-7	6-5	58-88
1998	3-8	2-9	7-4	8-3	4-7		4-7	7-5		7-4	3-8	5-7	5-6	6-6	5-6	66-80
1999	7-5	6-4	7-3	2-10	6-4		6-6	4-8		5-7	4-6	6-6	9-1	5-7	8-2	75-69
2000	8-4	5-5	3-6	6-6	4-6		8-4	8-5		7-5	3-6	9-4	7-2	5-7	7-3	80-63
2001	7-2	5-4	8-1	3-4	6-1		6-3	14-6		4-5	6-3	9-10	7-2	9-10	6-3	90-54
2002	5-4	3-6	7-2	5-2	6-1		8-1	11-9		6-3	4-5	8-11	8-1	13-6	3-6	87-57
2003	7-2	4-3	5-4	6-3	6-3		7-2	12-8		1-8	6-3	7-12	6-3	15-4	5-2	87-57
2004	7-0	1-8	7-2	3-6	5-4		7-2	9-10		5-2	2-7	11-8	7-2	11-9	6-3	81-63
2005	6-4	4-6	7-2	3-6	5-1		4-2	9-10		6-4	2-7	12-6	4-5	11-8	5-5	78-66
2006	4-2	7-3	3-3	6-3	4-5		5-4	8-11		4-6	6-3	17-2	6-3	9-10	6-4	85-59
2007	4-4	4-4	5-4	4-6	6-4		4-6	10-9		2-5	4-2	5-14	4-6	9-10	5-4	66-78
2008	5-0	4-6	4-5	4-5	6-3		3-6	9-10		5-5	1-5	10-9	3-6	7-12	4-6	65-78
2009	5-1	5-5	5-4	5-2	4-5		6-2	7-12		6-4	2-7	5-14	6-4	11-8	3-6	70-74
2010	7-3	5-4	5-4	6-3	3-3		6-3	8-11		3-6	1-9	13-6	4-5	9-10	3-4	73-71
2011	5-4	2-6	4-6	2-5	5-5		5-4	11-8		4-4	3-6	9-10	5-2	6-13	5-5	66-78
2012	5-4	8-1	3-3	8-2	3-4		4-5	10-9		5-4	5-5	12-7	5-4	11-8	5-4	84-60
2013	2-5	3-3	5-2	2-5	4-3	15-4	5-1	11-8		6-1	5-1	8-11	3-3	10-9	4-3	83-59
2014	4-2	4-3	3-4	4-2	2-5	11-8	2-5	9-10		6-1	4-2	9-10	4-2	9-10	4-3	75-67
2015	1-6	1-5	2-5	4-3	4-2	9-10	1-5	8-11		3-4	4-3	6-13	3-4	10-9	1-5	57-85
Totals	877-1067		903-1025		40-23		463-419		780-1138			96-61		212-187		
	992-938	977-1036		917-995		308-259		997-1000			327-258		429-425		8499-8989	

Note: Baltimore record also includes Milwaukee Brewers (1901) and St. Louis Browns (1902-53). Houston total includes 5-1 record while in the NL. Minnesota record includes Washington Senators (1901-60). New York record includes Baltimore Orioles (1901-02). Milwaukee record includes Seattle Pilots (1969). Texas record includes Washington Senators (1961-71).

ATHLETICS VS. THE NATIONAL LEAGUE

YEAR	ARI	ATL	CHI	CIN	COL	HOU	LA	MIA	MIL	NYM	PHI	PIT	STL	SD	SF	WAS	TOTAL
1997					1-3		1-3							3-1	2-2		7-9
1998	2-1				1-2		1-2							2-1	2-2		8-8
1999	2-1				3-0		3-0							1-2	3-3		12-6
2000	2-1				1-2		2-1							3-0	3-3		11-7
2001	3-0				3-0		2-1							2-1	2-4		12-6
2002						3-0			3-0			3-0			4-2		16-2
2003		1-2						1-2			1-2				3-3	3-0	9-9
2004			1-2	3-0								3-0	0-3		3-3		10-8
2005		2-1								2-1	2-1				4-2	0-3	10-8
2006	0-3				1-2		3-0							1-2	3-3		8-10
2007				2-1		2-1				0-3			1-2		5-1		10-8
2008	1-2	1-2						2-1			2-1				4-2		10-8
2009	1-2				0-3		1-2							2-1	1-5		5-13
2010			1-2	0-3								3-0	1-2		3-3		8-10
2011	2-1							1-2		1-2	1-2				3-3		8-10
2012	0-3				3-0		3-0							2-1	2-4		10-8
2013			2-1	2-2					2-1			2-1	2-1		3-1		13-7
2014		0-3						3-0		2-2	2-1				3-1	3-0	13-7
2015	2-1				2-1		3-1							3-1	1-5		11-9
Totals	15-15	4-8	4-5	10-6	15-13		19-10	7-5	191-160	5-8	8-7	11-1	4-8	19-10	54-52	6-3	191-153

Note: Washington record also includes Montreal Expos (2003). Milwaukee total includes 186-159 record while in the AL.

ATHLETICS IN DIVISIONAL PLAY

YEAR	A.L. WEST			A.L. CENTRAL			A.L. EAST			NATIONAL LEAGUE		
	HOME	ROAD	TOTAL	HOME	ROAD	TOTAL	HOME	ROAD	TOTAL	HOME	ROAD	TOTAL
1969	26-19	24-21	50-40				23-13	15-21	38-34			
1970	27-18	25-20	52-38				22-14	15-21	37-35			
1971	24-21	32-13	56-34				22-14	23-12	45-26			
1972	28-13	21-21	49-34				20-16	24-12	44-28			
1973	26-19	23-22	49-41				24-12	21-15	45-27			
1974	31-14	23-22	54-36				18-18	18-18	36-36			
1975	32-13	23-22	55-35				22-14	21-15	43-29			
1976	27-18	17-27	44-45				24-12	19-17	43-29			
1977	23-22	13-31	36-53				12-24	15-21	27-45			
1978	23-21	21-25	44-46				15-21	10-26	25-47			
1979	15-24	10-29	25-53				16-26	13-29	29-55			
1980	25-14	21-18	46-32				21-21	16-26	37-47			
1981	15-11	20-6	35-17				20-10	9-18	29-28			
1982	19-20	16-23	35-43				17-25	16-26	33-51			
1983	22-17	17-22	39-39				20-22	15-27	35-49			
1984	25-14	17-22	42-36				19-23	16-26	35-49			
1985	21-16	15-26	36-42				22-20	19-23	41-43			
1986	18-20	15-24	33-44				29-16	14-26	43-42			
1987	17-22	16-23	33-45				25-17	23-19	48-36			
1988	24-15	23-16	47-31				30-12	27-15	57-27			
1989	25-14	21-18	46-32				29-13	24-18	53-31			
1990	22-17	25-14	47-31				29-13	27-15	56-28			
1991	25-14	15-24	40-38				22-20	22-20	44-40			
1992	29-10	25-14	54-24				22-20	20-22	42-42			
1993	20-19	19-20	39-39				18-24	11-31	29-55			
1994	8-5	9-4	17-9	5-14	7-11	12-25	11-13	11-16	22-29			
1995	13-7	6-13	19-20	11-15	11-16	22-31	14-12	12-14	26-26			
1996	11-9	11-8	22-17	18-12	14-17	32-29	11-20	13-18	24-38			
1997	5-13	6-12	11-25	13-14	12-16	25-30	13-15	9-18	22-33	4-4	3-5	7-9
1998	9-9	9-9	18-18	16-12	14-13	30-25	10-17	8-20	18-37	4-4	4-4	8-8
1999	11-7	4-14	15-21	16-10	10-20	26-30	17-11	17-7	34-18	8-1	4-5	12-6
2000	13-6	9-10	22-16	13-17	15-10	28-27	14-9	16-11	30-20	7-2	4-5	11-7
2001	16-13	16-13	32-26	9-7	18-7	27-14	21-6	10-8	31-14	7-2	5-4	12-6
2002	19-10	13-16	32-26	19-6	13-3	32-9	8-10	15-12	23-22	8-1	8-1	16-2
2003	20-9	14-15	34-24	12-6	13-14	25-20	19-6	9-7	28-13	6-3	3-6	9-9
2004	17-12	14-15	31-27	16-8	11-8	27-16	12-7	11-13	23-20	7-2	3-6	10-8

YEAR	A.L. WEST			A.L. CENTRAL			A.L. EAST			NATIONAL LEAGUE		
	HOME	ROAD	TOTAL	HOME	ROAD	TOTAL	HOME	ROAD	TOTAL	HOME	ROAD	TOTAL
2005	15-14	17-10	32-24	13-8	12-7	25-15	10-12	11-15	21-27	7-2	3-6	10-8
2006	16-12	18-11	34-23	14-8	8-13	22-21	15-7	14-8	29-15	4-5	4-5	8-10
2007	12-16	12-17	24-33	14-11	7-14	21-25	9-10	12-10	21-20	5-4	5-4	10-8
2008	14-14	12-17	26-31	13-9	9-15	22-24	11-11	6-12	17-23	5-4	5-4	10-8
2009	11-18	12-16	23-34	17-8	9-9	26-17	10-8	11-15	21-23	2-7	3-6	5-13
2010	18-11	12-16	30-27	9-8	14-11	23-19	14-12	6-13	20-25	6-3	2-7	8-10
2011	15-13	11-18	26-31	11-14	9-10	20-24	11-8	9-15	20-23	6-3	2-7	8-10
2012	16-12	17-12	33-24	12-7	11-11	23-18	16-9	12-9	28-18	6-3	4-5	10-8
2013	21-18	23-14	44-32	13-3	9-9	22-12	10-6	7-9	17-15	8-2	5-5	13-7
2014	18-19	20-19	38-38	9-8	8-9	17-17	13-4	7-8	20-12	8-2	5-5	13-7
2015	16-23	17-20	33-43	5-11	9-8	14-19	7-9	3-14	10-23	6-4	5-5	11-9
Totals	903-695	779-822	1682-1517	278-216	243-251	521-467	817-662	682-791	1499-1453	114-58	191-153	

OAKLAND A'S MONTH-BY-MONTH

Year	March	April	May	June	July	August	September	October
1968	-	8-10	13-14	17-12	15-15	16-17	13-12	-
1969	-	11-8	12-13	17-9	18-11	16-15	13-17	1-1
1970	-	8-12	17-11	17-10	15-12	13-17	18-11	1-0
1971	-	17-8	16-10	17-8	14-13	23-8	14-13	-
1972	-	7-4	18-8	18-11	16-15	14-13	18-10	2-1
1973	-	9-11	15-13	18-11	17-12	20-7	15-14	-
1974	-	10-10	17-11	14-14	20-8	15-14	14-13	0-2
1975	-	12-8	16-10	20-9	18-11	15-16	17-10	-
1976	-	9-8	12-17	15-13	17-11	17-12	16-11	1-2
1977	-	12-9	10-15	10-17	10-19	10-18	11-18	0-2
1978	-	16-5	11-15	11-18	17-13	7-21	7-20	0-1
1979	-	8-14	9-19	5-24	8-20	14-15	10-16	-
1980	-	12-8	13-13	7-21	19-10	14-14	16-11	2-2
1981	-	18-3	13-17	6-3	-	10-9	15-12	2-1
1982	-	11-11	12-16	10-18	11-15	14-15	9-17	1-2
1983	-	11-9	11-16	14-15	12-17	17-13	8-16	1-2
1984	-	14-10	9-17	15-14	10-18	14-14	15-12	-
1985	-	9-12	13-12	17-10	13-14	15-14	8-20	2-3
1986	-	11-10	12-16	7-22	14-12	17-11	13-13	2-2
1987	-	9-14	15-10	16-11	12-15	15-14	12-15	2-2
1988	-	16-7	19-8	13-14	16-12	20-9	19-7	1-1
1989	-	18-8	16-10	13-14	16-10	18-11	17-10	1-0
1990	-	14-5	18-9	15-12	17-14	18-9	20-8	1-2
1991	-	13-7	15-12	13-15	15-12	15-14	11-15	2-3
1992	-	14-8	13-14	18-9	15-11	19-10	15-12	2-2
1993	-	7-11	12-16	12-14	12-17	9-21	15-13	1-2
1994	-	7-17	8-19	17-9	15-11	4-7	-	-
1995	-	1-4	16-12	16-12	8-20	17-12	9-16	0-1
1996	-	13-12	11-16	14-15	17-10	11-19	12-12	-
1997	-	13-13	9-21	12-15	8-19	11-16	12-13	-
1998	-	12-14	10-17	15-13	11-16	15-15	11-13	-
1999	-	10-14	17-10	10-16	16-10	19-10	13-14	2-1
2000	-	12-13	15-13	18-7	13-14	11-16	21-7	1-0
2001	-	8-17	18-9	12-15	19-8	22-7	17-4	6-0
2002	-	15-11	10-17	21-7	15-12	24-4	18-8	-
2003	-	17-10	14-13	15-12	16-11	20-9	14-11	-
2004	-	11-12	15-11	17-10	15-12	20-8	12-16	1-2
2005	-	12-12	7-20	19-8	20-6	17-11	11-17	2-0
2006	-	12-12	12-17	18-8	14-13	21-6	15-13	1-0
2007	-	12-13	14-13	15-13	9-18	17-12	9-17	-
2008	1-1	16-11	12-15	16-10	8-17	10-20	12-12	-
2009	-	8-11	11-18	13-15	12-14	14-15	17-10	0-4
2010	-	12-12	16-12	10-17	14-10	13-15	13-15	3-0
2011	-	13-14	14-15	9-17	13-13	11-17	14-12	-
2012	1-1	10-12	11-16	15-13	19-5	18-10	17-11	3-0
2013	-	16-12	16-12	16-11	15-10	14-13	19-8	-
2014	0-1	18-9	16-12	17-9	15-10	12-17	10-16	-
2015	-	9-14	11-19	15-12	10-14	13-15	8-19	2-1
Totals	2-3	561-499	640-669	685-612	669-610	729-625	643-610	46-42

RECORDS

ATHLETICS FRANCHISE RECORDS

TEAM GENERAL

Most Games Won

Season	107 (1931)
Home	60 (1931)
Road	55 (1971)
Consecutive	20 (August 13 to September 4, 2002)
Consecutive, Home	22 (July 15-August 31, 1931)
Consecutive, Road	14 (May 3-30, 1931)
vs. One Team	20 (St. Louis, 1911)
by Shutout	27 (1907, 1909)
by One Run	33 (2004)
in Extra Innings (since 1914)	14 (1988)
Month	26 (July, 1931)

Most Games Lost

Season	117 (1916)
Home	55 (1956, 1964)
Road	64 (1916)
Consecutive	20 (1916, 1943)
Consecutive, Home	13 (May 27-July 6, 1920)
Consecutive, Road	22 (July 11-August 23, 1943)
vs. One Team	19 (five times. Last: New York, 1957)
by Shutout	24 (1943)
Fewest lost by shutout	2 (1902, 1931 and 1932)
by One Run	40 (1908)
in Extra Innings (since 1914)	16 (1921)
Month	28 (July, 1916)

Most Games

Season	163 (1964, 1968)
Shutout	41 (1909)
One Run	65 (1908)
Extra Innings (since 1914)	24 (1921, 1945)
Month	40 (August, 1938)

Highest Winning Percentage

Season	.704 (1931)
Home	.800 (1931)
Road	.688 (1971)
Shutout Games	.857 (1931, 12-2)
One-Run Games	.698 (1928, 30-13)
Extra Inning Games (since 1914)	1.000 (1928, 8-0)
Month	.857 (August, 2002; 24-4) .857 (April, 1981; 18-3)
Homestand (min. 6 games)	1.000 (August 23-29, 2004; 7-0) 1.000 (September 3-10, 2001; 7-0) 1.000 (May 4-12, 1948; 7-0) 1.000 (11 times, last: July 3-8, 2014; 6-0)
Roadtrip (min. 6 games)	1.000 (May 9-21, 1931; 11-0) 1.000 (August 19-28, 2002; 10-0) 1.000 (April 9-16, 1981; 8-0) 1.000 (April 5-11, 2013; 6-0)

Lowest Winning Percentage

Season	.235 (1916)
Home	.267 (1915)
Road	.169 (1916)
Shutout Games	.045 (1919, 1-21)
One-Run Games	.256 (1916, 11-32)
Extra Inning Games (since 1914)	.200 (1916, 2-8)
Month	.067 (July, 1916; 2-28)

Homestand (min. 6 games)	.000 (August 10-16, 1956; 0-6) .000 (July 5-11, 1937; 0-6) .000 (September 27-October 2, 1920; 0-6)
Road Trip (min. 6 games)	.000 (14 times. Most losses: 0-9, September 22-October 1, 1995)

Most Players Used

Season	56 (1915)
Pitchers, Season	30 (2015)
Game, Nine Inn. (since 1914)	24 (vs. Cal., Sept. 6, 1966)
Game, Extra Innings	30 (vs. Chi., Sept. 19, 1972; 15 inn.)
Pitchers, Nine Inning Game (since 1914)	8 (vs. San Francisco, September 26, 2015) 8 (at Baltimore, July 7, 1994)
Pitchers, Extra Innings	9 (at NY-AL, Sept. 22, 2012; 14 inn.) 9 (at Boston, June 4, 2011; 14 inn.) 9 (vs. Seattle, September 20, 1997; 15 inn.)

Fewest Players Used

Season	19 (1905)
Pitchers, Season	7 (1905)

Length of Game

Most Innings	24 (vs. Detroit, July 21, 1945) 24 (at Boston, September 1, 1906)
Longest Time, 9 inn.	4:31 (at New York-AL, Aug. 25, 2011)

Left On Base

Season, Most	1274 (2004)
Season, Fewest	925 (1957)
Nine Inning Game, Most (since 1914)	17 (at Chicago, September 18, 1982) 17 (at St. Louis, June 12, 1949, 2nd Game) 17 (at Washington, May 4, 1919)
Extra Inning Game, Most (since 1914)	21 (at Texas, July 1, 1979; 15 inn.) 21 (at Detroit, June 17, 1967; 19 inn.)
Extra Inning Game, Fewest	0 (N.Y., June 22, 1929; 14 inn.)

Scoring Margin

Victory	.22 (vs. Detroit, May 18, 1912; 24-2)
Shutout Victory 16 (five times, last: at Toronto, July 25, 2012)	
Defeat	.23 (vs. Chicago, April 23, 1955; 6-29) .23 (vs. New York, May 24, 1936; 2-25)
Shutout Defeat	.21 (New York, August 13, 1939)
Largest Deficit Overcome to Win 12 (vs. Cle., June 15, 1925)	

Errors

Season, Most	338 (1915)
Season, Fewest	84 (2006)
Consecutive Games, No Errors	12 (June 3-15, 2002)

Double Plays Turned

Most, Season	217 (1949)
Game	6 (several times. Last: at Chicago, May 17, 1995)

TEAM BATTING

Batting Average

Highest	.307 (1925)
Lowest	.223 (1908)

Slugging Percentage

Highest	.458 (2000)
Lowest	.292 (1908)

On-Base Percentage

Highest	372 (1927)
Lowest	281 (1908)

Most At Bats

Season	5728 (2004)
Game (since 1914)	84 (vs. Detroit, July 21, 1945; 24 inn.)
Game, Nine Inn. (since 1914)	52 (at Boston, May 1, 1929)

Most Runs

Season	981 (1932)
Game	24 (vs. Boston, May 1, 1929)
	24 (vs. Detroit, May 18, 1912)
Game, loss	16 (at Texas, May 5, 2000; 16-17)
Game, both clubs	36 (Boston, June 29, 1950; 14-22)
Inning	13 (vs. California, July 5, 1996; 1st)
	13 (vs. Chicago, April 21, 1956; 2nd)
	13 (vs. Cleveland, June 15, 1925; 8th)
Consecutive innings, no runs	48 (Sept. 22-26, 1906)
Two consecutive games	34 (June 18-19, 2000)
	34 (June 14-15, 1969)
Three consecutive games	44 (June 17-19, 2000)
Consecutive games, one or more runs	113 (Aug. 23, 1931 to July 8, 1932)

Most Hits

Season	1659 (1925)
Game, Nine Innings	29 (Boston, May 1, 1929)
Game, Extra Innings	29 (at Texas, July 1, 1979; 15 inn.)

Most Singles

Season	1206 (1925)
Game (since 1914)	25 (at Texas, July 1, 1979; 15 inn.)

Most Doubles

Season	336 (2004)
Game (since 1914)	8 (13 times, last: at Min., Sept. 11, 2013)

Most Triples

Season	108 (1912)
Game	6 (vs. Detroit, May 18, 1912)

Most Home Runs

Season	243 (1996)
Season, Home	126 (2000)
Season, Road	130 (1996)
Season, Grand Slam	14 (2000)
Season, Pinch Hit	8 (1970)
Season, Inside The Park	13 (1911)
Season, vs. One Team	34 (Detroit, 1957)
Season, Back-To-Back	13 (2000)
Players with 30 or More Home Runs	3 (1996, 1999, 2001)
Players with 20 or More Home Runs	5 (1996, 1999, 2000, 2004)
Players with 10 or More Home Runs	9 (2000)
Month	55 (June, 1996 and August, 1999)
Game	8 (at California, June 27, 1996)
Game, Grand Slam	2 (at Seattle, September 10, 2007)
	2 (at Toronto, August 24, 2003)
Inning	4 (vs. Chicago, April 27, 2002)
	3rd inning: Hatteberg, Long, Pena, Menechino)
	4 (vs. Tampa Bay, August 1, 1999)
	4th inning: Tejada, Chavez, Giambi, Jaha)
	4 (vs. Boston, August 21, 1997)
	3rd inning: Giambi, Young, McDonald, Canseco)
Consecutive	3 (12 times), last: vs. Texas, April 15, 2006 (Chavez, Thomas, Bradley)
Consecutive Games with a Home Run	23 (July 2-27, 1996)
Two consecutive games	12 (June 25-27, 1996)

Most Total Bases

Season	2546 (1996)
Game	44 (at California, June 27, 1996)
	44 (Boston, May 1, 1929)

Most Extra Base Hits

Season	555 (2001)
Game (since 1914)	11 (7 times, last: at Min., Sept. 11, 2013)

Most Runs Batted In

Season	923 (1932)
Game (since 1913)	23 (vs. Texas, September 30, 2000)
	23 (at Boston, May 1, 1929)

Most Walks

Season	783 (1949)
Game (since 1914)	16 (vs. Chicago, May 2, 1952)
	16 (at St. Louis, June 21, 1948)

Most Strikeouts

Season	1387 (2012)
Game, Nine Innings	19 (at Seattle, June 24, 1997)
Game, Extra Innings	21 (vs. Tampa Bay, July 30, 2012)

Most Hit By Pitcher

Season	88 (2001)
Game (since 1914)	5 (at Anaheim, June 7, 2001)

Most Sacrifice Hits

Season	147 (1906)
Game (since 1914)	7 (at St. Louis, June 23, 1935, G#2)

Most Sacrifice Flies

Season	77 (1984)
Game	3 (38 times, last: at Tampa Bay, August 6, 2011)

Most Grounded Into Double Plays

Season	170 (1950 and 2006)
Game	6 (at Cleveland, August 31, 1949; G#1)
Game, Nine Innings	5 (16 times, last: at New York, May 12, 2006)

Most Stolen Bases

Season	341 (1976)
Game (since 1914)	12 (at Minnesota, August 1, 1976)

TEAM PITCHING

Earned Run Average

Lowest	1.79 (1910)
Highest	6.08 (1936)

Complete Games

Most	136 (1904)
Fewest	1 (2012)
Consecutive (since 1914)	11 (August 6-17, 1932)
	11 (September 1-9, 1916)
	11 (August 5-18, 1914)

Shutouts

Most	27 (1907, 1909)
Fewest	1 (1919, 1997)
Consecutive	3 (10 times. Last: August 28-31, 1996)
Consec. Shutout IP (since 1914)	44 (Sept. 13-18, 1966)

Saves

Most	64 (1988 and 1990)
Fewest	13 (1980)

Athletics Franchise Records, continued

Innings Pitched

Most	1489.1 (1988)
Fewest	1324 (1938)

Hits

Most, Season	1734 (1997)
Most, Game (since 1914)	33 (at Cle., July 10, 1932; 18 inn.)
Most, Nine Inning Game (since 1914)	29 (vs. Chicago, April 23, 1955)
Fewest, Season	1069 (1909)

Runs Allowed

Most, Season	1045 (1936)
Most, Game	29 (vs. Chicago, April 23, 1955)
Fewest, Season	408 (1909)

Earned Runs Allowed

Most	913 (1936)
Fewest	282 (1910)

Walks Allowed

Most, Season	827 (1915)
Most, Season, Intentional	78 (1968)
Most, Game	18 (Detroit, May 9, 1916)
Most, Game, Intentional	5 (three times, last: at California, August 27, 1966)
Fewest, Season	366 (1904)
Fewest, Season, Intentional	19 (1990 and 2015)

Strikeouts

Most, Season	1244 (2014)
Most, Game	26 (vs. California, July 9, 1971; 20 inn.)
Most, Nine Inning Game	18 (at Seattle, April 19, 1986)
Fewest, Season	371 (1924)

Home Runs Allowed

Most, Season	220 (1964)
Most, Game	8 (vs. New York, June 28, 1939)
Most, Inning	5 (vs. Minnesota, June 9, 1966; 7th inn.)
Most Grand Slams, Season	8 (1993, 1999)
Fewest, Season	8 (1910)
Fewest Grand Slams, Season	0 (17 times. Last: 2003)

Hit Batters

Most, Season	81 (1911)
Most, Game (since 1914)	5 (at Detroit, August 11, 1965)
Fewest, Season	9 (1931)

Wild Pitches

Most, Season	72 (1979)
Most, Game 4 (several times. Last: vs. Ana., Sept. 24, 1998)	
Fewest, Season	13 (1946)

Balks

Most, Season	76 (1988)
Most, Game	5 (at Seattle, April 13, 1988)
Fewest, Season	0 (1928)

INDIVIDUAL BATTING

Highest Batting Average

Career	.356 (Al Simmons, 1924-32, 40-41, 44)
Season, Right Hander	.426 (Nap Lajoie, 1901)
Season, Left Hander	.365 (Eddie Collins, 1911)
Season, Switch Hitter	.303 (Dave Philley, 1953)
Season, Pinch Hitter (min. 30 ab)	.452 (Elmer Valo, 1955)
Season, Designated Hitter	.328 (Erubiel Durazo, 2004)
Season, Rookie	.334 (Socks Seybold, 1901)

Highest Slugging Percentage

Career	.640 (Jimmie Foxx, 1925-35)
Season, Right Hander	.749 (Jimmie Foxx, 1932)
Season, Left Hander	.660 (Jason Giambi, 2001)
Season, Switch Hitter	.493 (Nick Swisher, 2006)
Season, Rookie	.618 (Mark McGwire, 1997)

Highest On-Base Percentage

Career	.440 (Jimmie Foxx, 1925-35)
Season, Left Hander	.477 (Jason Giambi, 2001)
Season, Right Hander	.469 (Jimmie Foxx, 1932)
Season, Switch Hitter	.381 (Nick Swisher, 2007)
Season, Rookie	.414 (Ferris Fain, 1947)

Most Games Played

Career	1795 (Bert Campaneris, 1964-76)
Season	162 (11 times, last: Miguel Tejada, 2003)
Season, Rookie	160 (Phil Garner, 1975)
Consecutive	594 (Miguel Tejada, June 2, 2000-Sept. 28, 2003)

Most At Bats

Career	7180 (Bert Campaneris, 1964-76)
Season	670 (Al Simmons, 1932)
Season, Rookie	611 (Dick Howser, 1961)
Game	11 (Irv Hall vs. Detroit, July 21, 1945)

Most Runs

Career	1270 (Rickey Henderson, 1979-84, 89-95, 98)
Season	152 (Al Simmons, 1930)
Season, Rookie	108 (Dick Howser, 1961)
Game	5 (several times. Last: Luis Polonia at Kansas City, September 9, 1988)

ATHLETICS WHO HAVE HIT FOR THE CYCLE

Harry Davis at Boston, July 10, 1901
Nap Lajoie at Cleveland, July 30, 1901
Danny Murphy vs. St. Louis, August 25, 1910
Frank Baker at New York, July 3, 1911 (second game)
Mickey Cochrane at Washington, July 22, 1932
Mickey Cochrane at New York, August 2, 1933
Pinky Higgins at Washington, August 6, 1933
Jimmie Foxx at Cleveland, August 14, 1933
Doc Cramer at New York, June 10, 1934

Sam Chapman at St. Louis, May 5, 1939
Elmer Valo at Chicago, August 2, 1950
Tony Phillips at Baltimore, May 16, 1986
Mike Blowers at Chicago, May 18, 1998
Eric Chavez vs. Baltimore, June 21, 2000
Miguel Tejada at Seattle, September 29, 2001
Eric Byrnes at San Francisco, June 29, 2003
Mark Ellis vs. Boston, June 4, 2007

Most Hits

Career	1882 (Bert Campaneris, 1964-76)
Season, Right Hander	253 (Al Simmons, 1925)
Season, Left Hander	214 (Doc Cramer, 1935)
Season, Switch Hitter	188 (Dave Philley, 1953)
Season, Rookie	183 (Al Simmons, 1924)
Game	6 (Joe DeMaestri at Detroit, July 8, 1955; 11 inn.) 6 (Roger Cramer vs. Detroit, July 13, 1935) 6 (Bob Johnson vs. Chi., June 16, 1934; 2nd game, 11 inn.) 6 (Jimmie Foxx at Cleveland, July 10, 1932; 18 inn.) 6 (Roger Cramer at Chicago, June 20, 1932) 6 (Jimmie Foxx vs. Wash., May 30, 1930; 1st game, 13 inn.) 6 (Danny Murphy at Boston, July 8, 1902)
Consecutive	8 (several times. Last: Dave Magadan, August 26-30, 1997)
Hitting Streak	29 (Billy Lamar, May 30-June 29, 1925)
Consecutive Games Reaching Base (since 1914)	62 (Mark McGwire, September 16, 1995-June 18, 1996)
Consecutive At Bats, No Hits (since 1924)	42 (Tim Thompson, July 24-August 19, 1957)

Most Singles

Career	1472 (Bert Campaneris, 1964-76)
Season	174 (Al Simmons, 1925)
Season, Rookie	135 (Al Simmons, 1924)
Game	6 (Joe DeMaestri at Detroit, July 8, 1955; 11 inn.) 6 (Roger Cramer at Chicago, June 20, 1932)

Most Doubles

Career	365 (Jimmy Dykes, 1918-32)
Season	53 (Al Simmons, 1926)
Season, Rookie	44 (Bob Johnson, 1933)
Game	4 (Frankie Hayes at Cleveland, July 25, 1936)

Most Triples

Career	102 (Danny Murphy, 1902-13)
Season	21 (Frank Baker, 1912)
Season, Rookie	19 (Frank Baker, 1909)
Game	3 (Bert Campaneris vs. Cle., Aug. 29, 1967; 10 inn.)

Most Home Runs

Career	363 (Mark McGwire, 1986-97)
Career, Pinch Hit	5 (Mark McGwire, 1986-97) 5 (Terry Steinbach, 1986-96) 5 (Mike Aldrete, 1993-95) 5 (Jeff Burroughs, 1982-84) 5 (Gus Zernial, 1951-57)
Career, Designated Hitter	9 (Dave Kingman, 1984-86)
Career, Grand Slams	9 (Mark McGwire, 1986-97) 9 (Gus Zernial, 1951-57) 9 (Sam Chapman, 1938-41, 45-51) 9 (Jimmie Foxx, 1925-35)
Career, Inside The Park	18 (Danny Murphy, 1902-13)
Career, Leadoff	.43 (Rickey Henderson, 1979-84, 89-95, 98)
Season, Right Hander	58 (Jimmie Foxx, 1932)
Season, Left Hander	47 (Reggie Jackson, 1969)
Season, Switch Hitter	35 (Nick Swisher, 2006)
Season, Pinch Hitter	4 (Jeff Burroughs, 1982)
Season, Designated Hitter	39 (Frank Thomas, 2006)
Season, Grand Slams	4 (Jason Giambi, 2000)
Season, Inside The Park	4 (Danny Murphy, 1904)
Season, Leadoff	7 (Rickey Henderson, 1993)
Season, Rookie	49 (Mark McGwire, 1987)
Season, Home	31 (Jimmie Foxx, 1933) 31 (Jimmie Foxx, 1932)
Season, Road	28 (Mark McGwire, 1996) 28 (Jose Canseco, 1991) 28 (Mark McGwire, 1987)

Month	15 (Bob Johnson, June, 1934) 15 (Mark McGwire, May, 1987)
Game	3 (26 times. Last: Josh Reddick at Toronto, August 9, 2013)
Game, Both Sides of Plate	nine times. Last: Coco Crisp (at New York-AL, August 24, 2011)
Two Consec. Games	5 (Josh Reddick, Aug. 9-10, 2013) 5 (Mark McGwire, June 10-11, 1995) 5 (Mark McGwire, June 27-28, 1987)
Inning	2 (Mark McGwire at Seattle, Sept. 22, 1996; 5th inn.)
Consecutive Games With Home Run	6 (Frank Thomas, September 5-11, 2006)
Consecutive At Bats With Home Run	4 (Jimmie Foxx vs. Washington and N.Y., June 7-8, 1933) (Mike Epstein vs. Washington, June 15-16, 1971)
Home Run, First Major League At Bat	five times: (Terry Steinbach, September 12, 1986 at Cleveland) (Joe Keough, August 7, 1968 at New York, G#2) (Bert Campaneris, July 23, 1964 vs. Minnesota) (Gene Hasson, September 9, 1937 vs. Washington, G#1) (Ace Parker, April 30, 1937 vs. Boston)

Most Runs Batted In

Career	1178 (Al Simmons, 1924-32, 40-41, 44)
Season, Right Hander	169 (Jimmie Foxx, 1932)
Season, Left Hander	137 (Jason Giambi, 2000)
Season, Switch Hitter	101 (Ruben Sierra, 1993)
Season, Designated Hitter	114 (Frank Thomas, 2006)
Season, Rookie	118 (Mark McGwire, 1987)
Game	10 (Reggie Jackson at Boston, June 14, 1969)
Inning	6 (Matt Stairs vs. California, July 5, 1996; 1st inn.) 6 (Joe Astroth at Washington, Sept. 23, 1950; 6th inn.) 6 (Bob Johnson at Chicago, Aug. 29, 1937; 1st inn.)
Consecutive Games With RBI	11 (Al Simmons, 1931)

Most Total Bases

Career	2998 (Al Simmons, 1924-32, 40-41, 44)
Season	438 (Jimmie Foxx, 1932)
Season, Rookie	344 (Mark McGwire, 1987)
Game	16 (Jimmie Foxx at Cleveland, July 10, 1932; 18 inn.)

Most Extra Base Hits

Career	655 (Al Simmons, 1924-32, 40-41, 44)
Season	100 (Jimmie Foxx, 1932)
Season, Rookie	81 (Mark McGwire, 1987)
Game	4 (several times. Last: Matt Holliday vs. Minnesota, July 20, 2009)

Most Walks

Career	1227 (Rickey Henderson, 1979-84, 89-95, 98)
Career, Intentional	84 (Reggie Jackson, 1967-75, 87)
Season	149 (Eddie Joost, 1949)
Season, Rookie	95 (Ferris Fain, 1947)
Season, Intentional	24 (Jason Giambi, 2001)
Game	5 (several times. Last: Mark McGwire vs. Kansas City, April 26, 1997)
Consecutive	7 (Jose Canseco, August 4-5, 1992)

Most Strikeouts

Career	1226 (Reggie Jackson, 1967-75, 87)
Season	197 (Jack Cust, 2008)
Season, Rookie	175 (Jose Canseco, 1986)
Game	5 (several times. Last: Nick Swisher at San Diego, June 29, 2006)
Two Consecutive Games	8 (Seth Smith, May 1-3, 2013) 8 (Jose Canseco, July 14-16, 1997) 8 (Rick Monday, April 28-29, 1970)

Athletics Franchise Records, continued

Most Hit By Pitch

Career	87 (Jimmy Dykes, 1918-32)
Season	20 (Jason Kendall, 2005) 20 (Don Baylor, 1976)
Season, Rookie	15 (Olmedo Saenz, 1999)
Game (since 1914)	2 (48 times, last: Brandon Moss at Houston, April 25, 2014)

Most Sacrifice Hits

Career	188 (Jimmy Dykes, 1918-32)
Season	34 (Simon Nicholls, 1907)
Season, Rookie	34 (Simon Nicholls, 1907)
Game (since 1914)	3 (four times, last: Ned Garver at Detroit, September 23, 1960)

Most Sacrifice Flies

Career	59 (Mark McGwire, 1986-97)
Season	14 (Dave Kingman, 1984)
Season, Rookie	12 (Leo Posada, 1961)
Game	2 (32 times, last: Stephen Vogt at Tampa Bay, May 24, 2015)

Most Grounded Into Double Plays

Career	158 (Pete Suder, 1941-55)
Season	32 (Ben Grieve, 2000)
Season, Rookie	28 (George Kell, 1944)
Game	3 (Harry Simpson vs. Wash., June 12, 1957, G#2) 3 (Benny McCoy vs. Washington, May 25, 1941)

Most Stolen Bases

Career	867 (Rickey Henderson, 1979-84, 89-95, 98)
Season	130 (Rickey Henderson, 1982)
Season, Rookie	42 (Mitchell Page, 1977)
Game	6 (Eddie Collins at St. Louis, Sept. 22, 1912; G#1) 6 (Eddie Collins at Detroit, September 11, 1912)
Consecutive	36 (Coco Crisp , July 16, 2011-June 19, 2012)

Most Caught Stealing

Career	219 (Rickey Henderson, 1979-84, 89-95, 98)
Season	42 (Rickey Henderson, 1982)
Season, Rookie	21 (Mike Edwards, 1978)
Game	3 (Rickey Henderson at California, July 27, 1982) 3 (Joe Hauser vs. St. Louis, August 18, 1922)

INDIVIDUAL PITCHING

Most Games Won

Career	284 (Eddie Plank, 1901-14)
Season, Right Hander	31 (Jack Coombs, 1910)
Season, Left Hander	31 (Lefty Grove, 1931)
Season, Rookie	20 (Alex Kellner, 1949) 20 (Scott Perry, 1918)
Consecutive	16 (Lefty Grove, 1931)

Most Games Lost

Career	162 (Eddie Plank, 1901-14)
Season, Right Hander	25 (Scott Perry, 1920)
Season, Left Hander	20 (Alex Kellner, 1950)
Season, Rookie	23 (Elmer Myers, 1916)
Consecutive	19 (Jack Nabors, 1916)

Most Saves

Career	320 (Dennis Eckersley, 1987-95)
Season, Right Hander	51 (Dennis Eckersley, 1992)
Season, Left Hander	22 (Sean Doolittle , 2014)
Season, Rookie	26 (Andrew Bailey, 2009)

Consecutive Saves	44 (Grant Balfour, May 5, 2012-July 22, 2013)
-------------------	--

Lowest Earned Run Average

Career	1.97 (Rube Waddell, 1902-07)
Season	1.30 (Jack Coombs, 1910)
Season, Rookie	1.39 (Harry Krause, 1909)

Most Games

Career	525 (Dennis Eckersley, 1987-95)
Season	84 (Billy Koch, 2002)
Season, Rookie	71 (Ryan Cook, 2012) 71 (Aaron Small, 1997)

Most Games Started

Career	459 (Eddie Plank, 1901-14)
Season	46 (Rube Waddell, 1904)
Season, Rookie	36 (Scott Perry, 1918)

Most Complete Games

Career	362 (Eddie Plank, 1901-14)
Season	39 (Rube Waddell, 1904)
Season, Rookie	31 (Elmer Myers, 1916)
Consecutive (since 1914)	22 (Rick Langford, May 23-September 12, 1980)
Consecutive Won (since 1914)	11 (Bobby Shantz, April 30-June 19, 1952)

Most Shutouts

Career	59 (Eddie Plank, 1901-14)
Season	13 (Jack Coombs, 1910)
Season, Rookie	7 (Harry Krause, 1909)
Consecutive Scoreless IP	53.0 (Jack Coombs, 1910)

Most Innings Pitched

Career	3860.2 (Eddie Plank, 1901-14)
Season	383 (Rube Waddell, 1904)
Season, Rookie	332.1 (Scott Perry, 1918)
Game	24 (Jack Coombs at Boston, September 1, 1906)

Hits

Career, Most	3438 (Eddie Plank, 1901-14)
Season, Most	360 (Jack Coombs, 1911)
Season, Rookie	295 (Scott Perry, 1918)
Game, Most	26 (Hod Lisenbee at Chicago, Sept. 11, 1936)
Game, Most, Extra Inn.	29 (Eddie Rommel at Cleveland, July 10, 1932)
Game, Fewest	0 (14 times, 12 complete)

Most Runs

Career	1374 (Eddie Plank, 1901-14)
Season	169 (Elmer Myers, 1916)
Season, Rookie	169 (Elmer Myers, 1916)
Game (since 1909)	20 (Tom Sheehan at Washington, September 29, 1915; 2nd Game)

Most Earned Runs

Career	1025 (Eddie Plank, 1901-14)
Season	146 (George Earnshaw, 1930)
Season, Rookie	130 (Buck Ross, 1936)
Game (since 1913)	15 (Win Noyes vs. Bos., Sept. 15, 1919)

Most Walks

Career	913 (Eddie Plank, 1901-14)
Season	168 (Elmer Myers, 1916)
Season, Rookie	168 (Elmer Myers, 1916)
Game	16 (Bruno Haas vs. New York, June 23, 1915)

Most Strikeouts

Career	1985 (Eddie Plank, 1901-14)
Season	349 (Rube Waddell, 1904)
Season, Rookie	182 (Elmer Myers, 1916)
Game, Nine Innings	16 (Jose Rijo at Seattle, April 19, 1986)
Game, Extra Innings	18 (Jack Coombs at Chicago, August 4, 1910; 16 inn.)
	18 (Jack Coombs at Boston, September 1, 1906; 24 inn.)
Inning	4 (Ryan Cook, April 27, 2012 at Baltimore; 8th inn.)
	4 (Erik Hiljus, June 30, 2001 at Texas; 7th inn.)
	4 (Blake Stein, July 27, 1998 at Tampa Bay; 4th inn.)

Most Home Runs

Career	261 (Jim Hunter, 1965-74)
Season	40 (Orlando Peña, 1964)
Season, Rookie	27 (Dan Pfister, 1962)
	27 (Trevor Cahill, 2009)
Game	6 (George Caster vs. Boston, September 24, 1940)

Most Hit Batters

Career	185 (Eddie Plank, 1901-14)
Season	32 (Chick Fraser, 1901)
Season, Rookie	25 (Chief Bender, 1903)
Game (since 1914)	3 (22 times, last: Jesse Hahn vs. Texas, June 10, 2015)

Most Wild Pitches

Career	.87 (John Odum, 1964-75)
Season	.22 (Mike Moore, 1992)
Season, Rookie	.16 (Stu Flythe, 1936)
Game (since 1914)	.4 (Stan Bahnsen vs. Cal., July 5, 1975)
	.4 (George Turbeville at Chicago, June 7, 1937)

OAKLAND ATHLETICS RECORDS

TEAM GENERAL

Most Games Won

Season	104 (1988)
Home	.57 (2003)
Road	.55 (1971)
Consecutive	20 (August 13 to September 4, 2002)
Consecutive, Home	20 (August 25, 2001 to April 3, 2002)
Consecutive, Road	12 (August 24 to September 12, 2012)
	12 (July 31 to August 15, 1971)
vs. One Team	17 (Seattle, 2006)
by Shutout	.23 (1972)
by One Run	.33 (2004)
in Extra Innings	.14 (1988)
Month	24 (August, 2002)
Homestand	11 (June 1-13, 2004)
Roadtrip	11 (May 29-June 11, 1972)

Most Games Lost

Season	108 (1979)
Home	.50 (1979)
Road	.58 (1979)
Consecutive	14 (July 29-August 12, 1977)
Consecutive, Home	12 (July 29-August 21, 1977)
Consecutive, Road	15 (May 24-June 23, 1986)
vs. One Team	14 (Seattle, 2009)
	14 (Seattle, 2007)
	14 (Minnesota, 1973)
by Shutout	.19 (1978)
Fewest lost by shutout	.3 (2001, 2004)
by One Run	.35 (2015)
in Extra Innings	.14 (1976)
Month	24 (June, 1979)
Homestand	10 (July 26-August 7, 1977)
Roadtrip	11 (July 15-29, 1993)
	11 (June 12-25, 1978)

Most Games

Season	163 (1968)
Shutout	.31 (1972)
One Run	.59 (1976)
Extra Innings	.22 (1969 and 1976)
Month	33 (August, 1968)

Highest Winning Percentage

Season	.642 (1988)
Home	.704 (2003)
Road	.688 (1971)
Shutout Games	.800 (1989, 20-5)
One-Run Games	.696 (2002, 32-14)
Extra Inning Games	.889 (1975, 8-1)
Month	.857 (August, 2002; 24-4)
	.857 (April, 1981; 18-3)
Homestand (min. 6 games)	1.000 (August 23-29, 2004; 7-0)
	1.000 (Sept. 3-10, 2001; 7-0)
	1.000 (September 10-16, 1992; 7-0)
	1.000 (seven times, last: July 3-8, 2014; 6-0)
Roadtrip (min. 6 games)	1.000 (August 19-28, 2002; 10-0)
	1.000 (April 9-16, 1981; 8-0)
	1.000 (April 5-11, 2013; 6-0)

Lowest Winning Percentage

Season	.333 (1979)
Home	.383 (1979)
Road	.284 (1979)
Shutout Games	.100 (1997, 1-9)
One-Run Games	.352 (2015, 19-35)
Extra Inning Games	.231 (2009, 3-10)
Month	.172 (June, 1979; 5-24)
Homestand (min. 6 games)	.100 (July 6-15, 1979; 1-9)
Roadtrip (min. 6 games)	.000 (10 times. Most losses: 0-9, September 22-October 1, 1995)

Most Players Used

Season	.54 (2007)
Pitchers, Season	.30 (2015)
Game, Nine Innings	22 (five times. Last: at Seattle, September 28, 2003)
Game, Extra Innings	30 (vs. Chi., Sept. 19, 1972; 15 inn.)
Pitchers, Game, Nine Innings	8 (vs. San Francisco, September 26, 2015)
	8 (at Baltimore, July 7, 1994)
Pitchers, Extra Innings	9 (at New York-AL, September 22, 2012; 14 inn.)
	9 (at Boston, June 4, 2011; 14 inn.)
	9 (vs. Seattle, Sept. 20, 1997; 15 inn.)

Oakland Athletics Records, continued

Fewest Players Used

Season	.33 (1979)
Pitchers, Season	11 (1974)

Length of Game

Most Innings	.21 (at Washington, June 4, 1971)
Longest Time, Nine Innings	.4:31 (at New York-AL, August 25, 2011)
Longest Time, Extra Innings	6:32 (vs. Los Angeles-AL, April 29, 2013; 19 inn.)
Shortest Game	1:35 (vs. Kansas City, Sept. 28, 1971)

Left On Base

Season, Most	1274 (2004)
Season, Fewest	1030 (1979)
Nine Inning Game, Most	17 (at Chicago, Sept. 18, 1982)
Extra Inning Game, Most	21 (at Texas, July 1, 1979; 15 inn.)

Scoring Margin

Victory	.21 (vs. Texas, September 30, 2000; 23-2)
Shutout Victory	.16 (at Toronto, July 25, 2012) 16 (vs. San Francisco, June 26, 2005)
Defeat	.16 (six times. Last: at Baltimore, August 16, 2015; 2-18)
Shutout Defeat	.16 (at Kansas City, June 25, 1984)
Largest Deficit Overcome to Win	.10 (vs. Minnesota, July 20, 2009)
Largest Lead Surrendered to Lose	8 (at Texas, May 5, 2000)

Errors

Season, Most	190 (1977)
Season, Fewest	84 (2006)
Game, Most	7 (vs. Cleveland, June 7, 1987) 7 (at Chicago, September 20, 1977) 7 (vs. Kansas City, July 24, 1976)
Consecutive Games, No Errors	12 (June 3-15, 2002)

Double Plays Turned

Most, Season	195 (1996)
Game	6 (at Chicago, May 17, 1995) 6 (at Kansas City, September 13, 1970)

TEAM BATTING

Batting Average

Highest	.270 (2000, 2004)
Lowest	.236 (1982)

Slugging Percentage

Highest	.458 (2000)
Lowest	.343 (1968)

On-Base Percentage

Highest	.360 (2000)
Lowest	.302 (1979)

Most At Bats

Season	.5728 (2004)
Game	.76 (at Washington, June 4, 1971; 21 innings)
Game, Nine Innings	.51 (at Boston, June 14, 1969)

Most Runs

Season	.947 (2000)
Game	.23 (vs. Texas, September 30, 2000)
Game, loss	.16 (at Texas, May 5, 2000; 16-17)
Game, both clubs	.33 (at Texas, May 5, 2000; 16-17)
Inning	.13 (vs. California, July 5, 1996; 1st)

Consecutive innings, no runs	.31.0 (May 5-10, 1978)
Two consecutive games	.34 (June 18-19, 2000) 34 (June 14-15, 1969)
Three consecutive games	.44 (June 17-19, 2000)
Consecutive games, one or more runs	.104 (June 18, 2001 to April 10, 2002)

Most Hits

Season	.1545 (2004)
Game, Nine Innings	.25 (at Boston, June 14, 1969)
Game, Extra Innings	.29 (at Texas, July 1, 1979; 15 inn.)
Inning	.10 (at Minnesota, September 11, 2013; 4th inn.) 10 (at Kansas City, May 3, 2000; 7th inn.)

Most Singles

Season	.1061 (1983)
Game	.25 (at Texas, July 1, 1979; 15 inn.)

Most Doubles

Season	.336 (2004)
Game	8 (six times, last: at Minnesota, September 11, 2013)

Most Triples

Season	.46 (2015)
Game	3 (seven times, last: vs. Houston, April 16, 2013)

Most Home Runs

Season	.243 (1996)
Season, Home	.126 (2000)
Season, Road	.130 (1996)
Season, Grand Slam	.14 (2000)
Season, Inside The Park	2 (1968, 1970, 1979, 1986, 2000)
Season, vs. one team	.33 (Texas, 2003)
Season, Back-To-Back	.13 (2000)
Players with 30 or more home runs	.3 (1996, 1999, 2001)
Players with 20 or more home runs	.5 (1996, 1999, 2000, 2004)
Players with 10 or more home runs	.9 (2000)
Month	.55 (June, 1996 and August, 1999)
Game	8 (at California, June 27, 1996)
Game, Grand Slam	2 (at Toronto, August 24, 2003) 2 (at Seattle, September 10, 2007)
Inning	.4 (vs. Chicago, April 27, 2002) 3rd inning: Hatteberg, Long, Pena, Menechino) 4 (vs. Tampa Bay, August 1, 1999) 4th inning: Tejada, Chavez, Giambi, Jaha) 4 (vs. Boston, August 21, 1997) 3rd inning: Giambi, Young, McDonald, Canseco)
Consecutive	.3 (eight times, last: vs. Texas, April 15, 2006 (Chavez, Thomas, Bradley))
Consecutive games with a home run	.23 (July 2-27, 1996)
Two consecutive games	.12 (June 25-27, 1996)
Three consecutive games	.15 (June 25-28, 1996)
Four consecutive games	.18 (June 25-29, 1996)

Most Total Bases

Season	.2546 (1996)
Game	.44 (at California, June 27, 1996)
Inning	.21 (at Kansas City, May 3, 2000; 7th inn.)

Most Extra Base Hits

Season	.555 (2001)
Game	.11 (at Minnesota, September 11, 2013) 11 (at Arizona, June 17, 2008) 11 (at Chicago, April 26, 2001) 11 (at California, June 27, 1996)

Most Runs Batted In

Season	908 (2000)
Game	23 (vs. Texas, September 30, 2000)

Most Walks

Season	770 (1999)
Game	15 (at Baltimore, September 19, 2000)

Most Strikeouts

Season	1387 (2012)
Game, Nine Innings	19 (at Seattle, June 24, 1997)
Game, Extra Innings	21 (vs. Tampa Bay, July 30, 2012)

Most Hit By Pitch

Season	88 (2001)
Game	5 (at Anaheim, June 7, 2001)

Most Sacrifice Hits

Season	108 (1978)
Game	4 (nine times. Last: vs. Cleveland, June 22, 1985)

Most Sacrifice Flies

Season	77 (1984)
Game	3 (32 times. Last: at Tampa Bay, August 6, 2011)

Most Grounded Into Double Plays

Season	170 (2006)
Game	5 (eight times. Last: at New York, May 12, 2006)

Most Stolen Bases

Season	341 (1976)
Season, vs. one team	57 (Minnesota, 1976)
Game	12 (at Minnesota, August 1, 1976)
Game, Steals of Home	2 (vs. Kansas City, May 28, 1980)
	2 (vs. Detroit, May 3, 1980)
Inning	5 (at Boston, July 17, 1983)

TEAM PINCH HITTING

Highest Average, Season	345 (1997)
At Bats, Season	213 (1969)
Hits, Season	57 (1997)
Home Runs, Season	8 (1970)
Runs Batted In, Season	31 (1997)
Pinch Hitters Used, Game	10 (vs. Chicago, Sept. 19, 1972; 15 inn.)

TEAM PITCHING**Earned Run Average**

Lowest	2.58 (1972)
Highest	5.48 (1997)

Complete Games

Most	94 (1980)
Fewest	1 (2012)
Consecutive	9 (August 9-17, 1980)

Shutouts

Most	23 (1972)
Fewest	1 (1997)
Consecutive	3 (August 28-31, 1996)
	3 (August 14-16, 1983)
	3 (July 31-August 2, 1972)
	3 (June 11-13, 1968)
Consecutive Shutout Innings	37 (August 13-17, 1983)

Saves

Most	64 (1988 and 1990)
Fewest	13 (1980)

Innings Pitched

Most	1489.1 (1988)
Fewest	1429.1 (1979)

Hits

Most, Season	1734 (1997)
Most, Game	26 (at Baltimore, August 16, 2015)
Most, Inning	10 (at Baltimore, August 16, 2015; 5th inn.)
	10 (at New York, July 18, 1993; 7th inn.)
Fewest, Season	1170 (1972)

Runs Allowed

Most, Season	946 (1997)
Most, Game	22 (at New York-AL, August 25, 2011)
Most, Inning	12 (vs. Texas, July 3, 1983; 15th inn.)
Fewest, Season	457 (1972)

Earned Runs Allowed

Most	880 (1997)
Fewest	406 (1972)

Walks

Most, Season	680 (1993)
Most, Season, Intentional	78 (1968)
Most, Game	14 (vs. Detroit, August 27, 1993)
Most, Game, Intentional	4 (11 times, last: vs. New York (AL), June 13, 2013)
Fewest, Season	406 (2014)
Fewest, Season, Intentional	19 (1990 and 2015)

Strikeouts

Most, Season	1244 (2014)
Most, Nine Inning Game	18 (at Seattle, April 19, 1986)
Most, Extra Inning Game	26 (vs. Cal., July 9, 1971; 20 inn.)
Fewest, Season	695 (1984)

Doubles

Most, Season	346 (1997)
Most, Game 7 (12 times. Last: at Baltimore, August 16, 2015)	

Triples

Most, Season	48 (1983)
Most, Game	4 (at Toronto, September 11, 1983)

Home Runs

Most, Season	205 (1996)
Most, Game	7 (at Seattle, April 11, 1985)
Most, Inning	4 (at Seattle, September 21, 1996)
	4 (at Minnesota, May 16, 1983)
Most Grand Slams, Season	8 (1993 and 1999)
Fewest, Season	90 (1974)
Fewest Grand Slams, Season	0 (1974 and 2003)
Consecutive Innings, No HR	136.2 (June 19-July 4, 1974)

Hit Batters

Most, Season	68 (2004)
Most, Game	4 (vs. Texas, April 20, 2003)
Fewest, Season	19 (1972)

Wild Pitches

Most, Season	72 (1979)
Most, Game 4 (four times, last: vs. Anaheim, Sept. 24, 1998)	
Fewest, Season	28 (1974)

Oakland Athletics Records, continued

Balks

Most, Season	76 (1988)
Most, Game	5 (at Seattle, April 13, 1988)
Fewest, Season	1 (1974, 2000, 2013, 2014)

INDIVIDUAL BATTING

Highest Batting Average

Career	.300 (Jason Giambi, 1995-2001, 09)
Season, Left Hander	.342 (Jason Giambi, 2001)
Season, Right Hander	.336 (Carney Lansford, 1989)
Season, Switch Hitter	.294 (Billy Burns, 2015)
Season, Pinch Hitter	.636 (Mike Macfarlane, 1998)
Season, Designated Hitter	.328 (Erubiel Durazo, 2004)
Season, Rookie	.307 (Mitchell Page, 1977)

Highest Slugging Percentage

Career	.551 (Mark McGwire, 1986-97)
Season, Right Hander	.730 (Mark McGwire, 1996)
Season, Left Hander	.660 (Jason Giambi, 2001)
Season, Switch Hitter	.493 (Nick Swisher, 2006)
Season, Rookie	.618 (Mark McGwire, 1987)

Highest On-Base Percentage

Career	.409 (Rickey Henderson, 1979-84, 89-95, 98)
Season, Left Hander	.477 (Jason Giambi, 2001)
Season, Right Hander	.467 (Mark McGwire, 1996)
Season, Switch Hitter	.381 (Nick Swisher, 2007)
Season, Rookie	.405 (Mitchell Page, 1977)

Most Games Played

Career	1704 (Rickey Henderson, 1979-84, 89-95, 98)
Season	162 (10 times, last: Miguel Tejada, 2003)
Season, Rookie	160 (Phil Garner, 1975)
Consecutive	594 (Miguel Tejada, June 2, 2000 to September 28, 2003)

Most At Bats

Career	6140 (Rickey Henderson, 1979-84, 89-95, 98)
Season	662 (Miguel Tejada, 2002)
Season, Rookie	600 (Jose Canseco, 1986)
Game	9 (11 times, last: Jed Lowrie vs. Los Angeles-AL, April 29, 2013)

Most Runs

Career	1270 (Rickey Henderson, 1979-84, 89-95, 98)
Season	123 (Reggie Jackson, 1969)
Season, Rookie	104 (Terrence Long, 2000)
Game	5 (Luis Polonia at Kansas City, September 9, 1988) 5 (Mark McGwire at Cleveland, June 27, 1987) 5 (Mike Edwards vs. Texas, September 8, 1978)

Most Hits

Career	1768 (Rickey Henderson, 1979-84, 89-95, 98)
Season, Right Hander	204 (Miguel Tejada, 2002)
Season, Left Hander	190 (Mark Kotsay, 2004)
Season, Switch Hitter	175 (Jed Lowrie, 2013)
Season, Pinch Hitter	13 (Dave Magadan, 1997) 13 (Tommy Davis, 1971) 13 (Bob Johnson, 1969)
Season, Rookie	168 (Terrence Long, 2000) 168 (Ben Grieve, 1998)
Game	5 (31 times. Last: Josh Donaldson at Chicago-AL, September 9, 2014)
Consecutive	8 (Dave Magadan, August 26-30, 1997) 8 (Brent Gates, May 23-24, 1994)
Hitting Streak	25 (Jason Giambi, May 12-June 23, 1997)
Consecutive Games Reaching Base	62 (Mark McGwire, Sept. 16, 1995-June 18, 1996)
Consecutive At Bats, No Hits	40 (Jose Canseco, August 8-23, 1986)

Multiple Hit Games

Career	474 (Rickey Henderson, 1979-84, 89-95, 98)
Season	57 (Mark Kotsay, 2004) 57 (Miguel Tejada, 2002)
Season, Rookie	49 (Terrence Long, 2000)
Season, Five-Hit Games	49 (Brent Gates, 1993)
Season, Four-Hit Games	2 (Adam Kennedy, 2009) 2 (Sal Bando, 1969)
Season, Three-Hit Games	5 (Carney Lansford, 1988) 5 (Claudell Washington, 1975)
Season, Two-Hit Games	19 (Mark Kotsay, 2004) 19 (Jason Giambi, 1999) 19 (Carney Lansford, 1989)

OAKLAND A'S FIVE-HIT GAMES

Bert Campaneris at Washington, August 9, 1968
Reggie Jackson at Boston, June 14, 1969
Sal Bando at Seattle, July 17, 1969
Tito Francona at Chicago, September 12, 1969
Sal Bando at Seattle, September 30, 1969
Joe Rudi vs. Minnesota, September 22, 1970
Dave Duncan vs. Boston, July 12, 1972
Claudell Washington at Detroit, August 30, 1974
Bert Campaneris at Boston, August 22, 1976
Jim Essian at Texas, July 1, 1979
Tony Phillips at Baltimore, May 16, 1986
Stan Javier vs. Cleveland, July 18, 1988
Luis Polonia at Kansas City, September 9, 1988
Dave Henderson at California, April 16, 1991
Rickey Henderson vs. Texas, September 29, 1991
Carney Lansford at California, September 8, 1992

Geronimo Berroa at Minnesota, April 10, 1994
Jason Giambi at Seattle, July 2, 1996
Dave Magadan vs. New York (AL), August 27, 1997
Ben Grieve at Cleveland, April 29, 1998
Mike Stanley at Toronto, September 4, 2000
Miguel Tejada vs. Texas, June 19, 2003
Eric Byrnes at San Francisco, June 29, 2003
Mark Kotsay vs. Seattle, April 30, 2005
Eric Chavez at Atlanta, June 12, 2005
Adam Kennedy at Boston, July 28, 2009
Mark Ellis at Baltimore, August 10, 2009
Adam Kennedy vs. Chicago (AL), August 15, 2009
Ryan Sweeney vs. Cleveland, May 5, 2011
Hideki Matsui at New York (AL), July 24, 2011
Josh Donaldson at Chicago (AL), September 9, 2014

Most Singles

Career 1271 (Rickey Henderson, 1979-84, 89-95, 98)
Season 153 (Carney Lansford, 1989)
Season, Rookie **121 (Billy Burns, 2015)**
Game 5 (Stan Javier vs. Cleveland, July 18, 1988)
5 (Sal Bando at Washington, September 30, 1969)

Most Doubles

Career 289 (Rickey Henderson, 1979-84, 89-95, 98)
Season 47 (Jason Giambi, 2001)
Season, Rookie 41 (Ben Grieve, 1998)
Game 3 (26 times. Last: **Coco Crisp**
at Baltimore, August 14, 2015)

Most Triples

Career 41 (Rickey Henderson, 1979-84, 89-95, 98)
Season 12 (Phil Garner, 1976)
Season, Rookie 10 (Luis Polonia, 1987)
Game 2 (10 times. Last: Rajai Davis at Det., Sept. 9, 2008)

Most Home Runs

Career 363 (Mark McGwire, 1986-97)
Career, Pinch Hit 5 (Mark McGwire, 1986-97)
5 (Terry Steinbach, 1986-96)
5 (Mike Aldrete, 1993-95)
5 (Jeff Burroughs, 1982-84)
Career, Designated Hitter 98 (Dave Kingman, 1984-86)
Career, Grand Slams 9 (Mark McGwire, 1986-97)
Career, Inside The Park 4 (Reggie Jackson, 1968-75, 87)
Career, Leadoff 43 (Rickey Henderson, 1979-84, 89-95, 98)
Season, Right Hander 52 (Mark McGwire, 1996)
Season, Left Hander 47 (Reggie Jackson, 1969)
Season, Switch Hitter 35 (Nick Swisher, 2006)
Season, Pinch Hitter 4 (Jeff Burroughs, 1982)
Season, Designated Hitter 39 (Frank Thomas, 2006)
Season, Grand Slams 4 (Jason Giambi, 2000)
Season, Inside The Park 2 (Reggie Jackson, 1968)
Season, Leadoff 7 (Rickey Henderson, 1993)
Season, Rookie 49 (Mark McGwire, 1987)
Season, Home 27 (Jason Giambi, 2001)
Season, Road 28 (Mark McGwire, 1987 and 1996)
28 (Jose Canseco, 1991)
Month 15 (Mark McGwire, May, 1987)
Game 3 (14 times, last: **Josh Reddick**
at Toronto, August 9, 2013)
Game, Both Sides of Plate eight times, last: **Coco Crisp**
(at New York-AL, August 24, 2011)
Two Consecutive Games 5 (**Josh Reddick, Aug. 9-10, 2013**)
5 (Mark McGwire, June 27-28, 1987)
5 (Mark McGwire, June 10-11, 1995)
Inning 2 (Mark McGwire, September 22, 1996; 5th inn.)
Consecutive Games With Home Run 6 (Frank Thomas,
Sept. 5-11, 2006)
Consecutive At Bats With Home Run 4
(Mike Epstein v. Washington, June 15-16, 1971)
Home Run, First Major League At Bat twice:
(Terry Steinbach, September 12, 1986 at Cleveland)
(Joe Keough, August 7, 1968 at New York, G#2)
Consecutive At Bats, No Home Runs 837 (Walt Weiss,
April 26, 1990-October 4, 1992)

Most RBI

Career 941 (Mark McGwire, 1986-97)
Season, Left Hander 137 (Jason Giambi, 2000)
Season, Right Hander 131 (Miguel Tejada, 2002)
Season, Switch Hitter 101 (Ruben Sierra, 1993)
Season, Pinch Hitter 12 (Tommy Davis, 1971)
12 (Jeff Burroughs, 1982)

Season, Designated Hitter 114 (Frank Thomas, 2006)
Season, Rookie 118 (Mark McGwire, 1987)
Game 10 (Reggie Jackson at Boston, June 14, 1969)
Inning 6 (Matt Stairs vs. California, July 5, 1996; 1st inn.)
Consecutive Games With RBI 10 (Rick Monday,
April 20-30, 1969)

Most Total Bases

Career 2640 (Rickey Henderson, 1979-84, 89-95, 98)
Season 347 (Jose Canseco, 1988)
Season, Rookie 344 (Mark McGwire, 1987)
Game 14 (Harold Baines vs. Baltimore, May 7, 1991)

Most Extra Base Hits

Career 563 (Mark McGwire, 1986-97)
Season 87 (Jason Giambi, 2001)
Season, Rookie 81 (Mark McGwire, 1987)
Game 4 (five times. Last: Matt Holliday
vs. Minnesota, July 20, 2009)

Most Walks

Career 1227 (Rickey Henderson, 1979-84, 89-95, 98)
Career, Intentional 84 (Reggie Jackson, 1968-75, 87)
Season 137 (Jason Giambi, 2000)
Season, Rookie 86 (Wayne Gross, 1977)
Season, Intentional 24 (Jason Giambi, 2001)
Game 5 (four times, last: Mark McGwire
vs. Kansas City, April 26, 1997)
Consecutive 7 (Jose Canseco, August 4-5, 1992)

Most Strikeouts

Career 1180 (Reggie Jackson, 1968-75, 87)
Season 197 (Jack Cust, 2008)
Season, Rookie 175 (Jose Canseco, 1986)
Game 5 (six times, last: Nick Swisher
at San Diego, June 29, 2006)
Two Consecutive Games 8 (Seth Smith, May 1-3, 2013)
8 (Jose Canseco, July 14-16, 1997)
8 (Rick Monday, April 28-29, 1970)

Most Hit By Pitch

Career 59 (Sal Bando, 1968-76)
Season 20 (Jason Kendall, 2005)
20 (Don Baylor, 1976)
Season, Rookie 15 (Olmedo Saenz, 1999)
Game 2 (33 times, last: Brandon Moss
at Houston, April 25, 2014)

Most Sacrifice Hits

Career 101 (Bert Campaneris, 1968-76)
Season 22 (Dwayne Murphy, 1980)
Season, Rookie 21 (Phil Garner, 1975)
Game 2 (64 times, last: **Sonny Gray**
at Atlanta, August 16, 2014)

Most Sacrifice Flies

Career 59 (Mark McGwire, 1986-97)
Season 14 (Dave Kingman, 1984)
Season, Rookie 9 (Jose Canseco, 1986)
Game 2 (27 times, last: **Stephen Vogt**
at Tampa Bay, May 24, 2015)

Most Grounded Into Double Plays

Career 137 (Terry Steinbach, 1986-96)
Season 32 (Ben Grieve, 2000)
Season, Rookie 20 (Bobby Crosby, 2004)
Game 2 (185 times, last: **Billy Butler**
at Houston, September 19, 2015)

Oakland Athletics Records, continued

Most Stolen Bases

Career	867 (Rickey Henderson, 1979-84, 89-95, 98)
Season	130 (Rickey Henderson, 1982)
Season, Rookie	42 (Mitchell Page, 1977)
Game	5 (Rickey Henderson vs. Seattle, July 29, 1989) 5 (Bert Campaneris vs. Minnesota, May 24, 1976)
Consecutive	36 (Coco Crisp, July 16, 2011-June 19, 2012)

Most Caught Stealing

Career	219 (Rickey Henderson, 1979-84, 89-95, 98)
Season	42 (Rickey Henderson, 1982)
Season, Rookie	21 (Mike Edwards, 1978)
Game	3 (Rickey Henderson at California, July 27, 1982)

INDIVIDUAL PITCHING

Most Games Won

Career	131 (Jim Hunter, 1968-74)
Season, Right Hander	27 (Bob Welch, 1990)
Season, Left Hander	24 (Vida Blue, 1971)
Season, Rookie	13 (Tommy Milone, 2012) 13 (Jarrod Parker, 2012)
Consecutive	13 (Jim Hunter, 1973)

Most Games Lost

Career	105 (Rick Langford, 1977-86)
Season, Right Hander	20 (Brian Kingman, 1980)
Season, Left Hander	19 (Vida Blue, 1977)
Season, Rookie	19 (Rick Langford, 1977)
Consecutive	14 (Matt Keough, 1979)
Consecutive over two seasons	18 (Matt Keough, Sept. 11, 1978-Aug. 8, 1979)

Most Saves

Career	320 (Dennis Eckersley, 1987-95)
Season, Right Hander	51 (Dennis Eckersley, 1992)
Season, Left Hander	22 (Sean Doolittle, 2014)
Season, Rookie	26 (Andrew Bailey, 2009)
Consecutive Saves	44 (Grant Balfour, May 5, 2012-July 22, 2013)

Lowest Earned Run Average

Career	2.74 (Dennis Eckersley, 1987-95)
Season, Starter	1.82 (Vida Blue, 1971)
Season, Reliever (min. 50 ip)	0.61 (Dennis Eckersley, 1990)
Season, Rookie (min. 100 ip)	2.93 (Dave Hamilton, 1972)

Most Games

Career	525 (Dennis Eckersley, 1987-95)
Season	84 (Billy Koch, 2002)
Season, Rookie	71 (Ryan Cook, 2012) 71 (Aaron Small, 1997)
Consecutive	6 (Buddy Groom, July 11-19, 1999) 6 (Darold Knowles, August 7-12, 1972) 6 (Paul Lindblad, August 21-27, 1970) 6 (Bob Locker, August 21-27, 1970)

Most Games Started

Career	262 (Vida Blue, 1969-77)
Season	41 (Jim Hunter, 1974)
Season, Rookie	33 (Joe Blanton, 2005)

Most Complete Games

Career	105 (Vida Blue, 1969-77)
Season	28 (Rick Langford, 1980)
Season, Rookie	8 (Steve McCatty, 1979)
Consecutive	22 (Rick Langford, May 23-Sept. 12, 1980)
Consecutive Won	9 (Rick Langford, July 15-Aug. 15, 1980)

Most Shutouts

Career	28 (Vida Blue, 1969-77)
Season	8 (Vida Blue, 1971)
Season, Rookie	2 (Chris Codiroli, 1983) 2 (John Johnson, 1978) 2 (Vida Blue, 1970)
Consecutive	3 (Bobby Witt, June 23, 28, July 3, 1994) 3 (Mike Torrez, September 3, 7, 11, 1976)
Consecutive Scoreless IP, Reliever	39.0 (Brad Ziegler, 2008)
Consecutive Scoreless IP, Starter	37.0 (Mike Torrez, 1976)

Most Innings Pitched

Career	1946.0 (Vida Blue, 1969-77)
Season	318 (Jim Hunter, 1974)
Season, Rookie	208.1 (Rick Langford, 1977)
Game	14.0 (four times. Last: Steve McCatty vs. Seattle, August 10, 1980)

Hits

Career, Most	1650 (Vida Blue, 1969-77)
Season, Most	284 (Vida Blue, 1977)
Season, Rookie	223 (Rick Langford, 1977)
Season, Low-Hit Games (0,1,2)	3 (Ron Darling, 1992) 3 (Mike Torrez, 1976) 3 (Jim Hunter, 1972)
Game, Most	17 (Mike Norris vs. Milwaukee, Sept. 26, 1980)
Game, Fewest	0 Dallas Braden vs. Tampa Bay, May 9, 2010 (Perfect game) Dave Stewart at Toronto, June 29, 1990 Mike Warren vs. Chicago, September 29, 1983 Vida Blue, Glenn Abbott, Paul Lindblad and Rollie Fingers vs. California, September 28, 1975 Vida Blue vs. Minnesota, September 21, 1970 Jim Hunter vs. Minnesota, May 8, 1968 (Perfect game)
Consecutive Games, Fewest	3 (Bobby Witt, June 23-28, 1994)

Most Runs

Career	784 (Dave Stewart, 1986-92, 95)
Season	144 (Matt Keough, 1982)
Season, Rookie	115 (Chris Codiroli, 1983)
Game	14 (Mike Oquist vs. New York, August 3, 1998)

Most Earned Runs

Career	712 (Dave Stewart, 1986-92, 95)
Season	133 (Matt Keough, 1982)
Season, Rookie	102 (Chris Codiroli, 1983)
Game	14 (Mike Oquist vs. New York, August 3, 1998)

Most Walks

Career	655 (Dave Stewart, 1986-92, 95)
Season	112 (John Odom, 1969)
Season, Rookie	102 (Eric Plunk, 1986)
Game	9 (five times. Last: Kelly Downs vs. Baltimore, August 31, 1992)

Most Strikeouts

Career	1315 (Vida Blue, 1969-77)
Season	301 (Vida Blue, 1971)
Season, Rookie	150 (Brett Anderson, 2009)
Season, 10 strikeout games	11 (Vida Blue, 1971)
Game, nine innings	16 (Jose Rijo at Seattle, April 19, 1986)
Game, extra innings	17 (Vida Blue vs. Cal., July 9, 1971)
Two Consecutive Games	30 (Jose Rijo, April 19-24, 1986)
Three Consecutive Games	38 (Jose Rijo, April 19-30, 1986)
Inning	4 (Ryan Cook, April 27, 2012 at Baltimore; 8th inn.) 4 (Erik Hiljus, June 30, 2001 at Texas; 7th inn.) 4 (Blake Stein, July 27, 1998 at Tampa Bay; 4th inn.)

Most Home Runs

Career	207 (Jim Hunter, 1968-74)
Season	39 (Jim Hunter, 1973)
Season, Rookie	27 (Trevor Cahill, 2009)
Game	5 (Ted Lilly vs. Atlanta, June 11, 2003) 5 (Dave Telgheder at Seattle, September 21, 1996)

5 (Curt Young at Detroit, July 7, 1988)	
Consecutive IP, No HR, Starter	137.0 (Vida Blue, May 2-August 1, 1976)
Consecutive IP, No HR, Reliever	90.1 (Paul Lindblad, May 31, 1975 to April 13, 1976) 90.1 (Rollie Fingers, June 8 to October 2, 1976)

Most Hit Batters

Career	65 (Barry Zito, 2000-06)
Season	13 (Barry Zito, 2001, 2005 and 2006)
Season, Rookie	10 (Steve McCatty, 1979)
Game	3 (nine times. Last: Jesse Hahn vs. Texas, June 10, 2015)

Most Wild Pitches

Career	79 (Dave Stewart, 1986-92, 95)
Season	22 (Mike Moore, 1992)
Season, Rookie	15 (Blake Stein, 1998)
Game	4 (Stan Bahnsen vs. California, July 5, 1975)

ATHLETICS TRIPLE PLAYS

Turned (21; Philadelphia 12, Kansas City 1, Oakland 8)

Date	Opponent	Fielders	Batter
Sept. 22, 1906	at St. Louis	Shean to Nichols to Davis	Bobby Wallace
April 28, 1908	vs. Washington	Davis to Murphy to Nichols	Jim Delahanty
July 30, 1909	vs. Cleveland	Collins to Baker to Davis	George Stovall
May 16, 1913	at Cleveland	Barry to Thomas to Baker to Houck to Barry to Collins to Baker to Oldring	Ivy Olson
July 28, 1914	at Detroit	Walsh to Bush to Collins to McInnis to Schang	Bobby Veach
May 10, 1919	at Boston	Dykes to Galloway to Griffin	Eddie Foster
Aug. 5, 1922	at St. Louis	Galloway to Young to Hauser	George Sisler
Aug. 4, 1923	vs. Detroit	Galloway to Scheer to Hauser	Ty Cobb
Sept. 16, 1926	at St. Louis	Gray to Wambsganns to Poole	George Sisler
Sept. 5, 1927	vs. Washington	Boley to Bishop to Dykes	Ossie Bluege
Sept. 25, 1946	vs. Washington	Richmond to Grimes to Astroth to Richmond to Wallaesa	Cecil Travis
May 8, 1948	vs. Chicago	Suder to Joost to Fain	Taffy Wright
Sept. 4, 1966	vs. Boston	Campaneris to Green to Talton to Roof	Tony Conigliaro
May 7, 1979	at Baltimore	Gross to Klutts to Revering	Gary Roenicke
June 19, 1979	vs. Kansas City	Gross to Edwards to Revering	Al Cowens
June 23, 1979	vs. Texas	Gross to Armas to Chalk to Armas	John Grubb
April 27, 1981	vs. California	Picciolo to Revering	Don Baylor
July 18, 1983	vs. Detroit	Peters to Phillips to Almon to Gross	John Wockenfuss
April 7, 1996	vs. Detroit at Las Vegas	Young to Gates to Giambi to Steinbach	Bobby Higginson
May 29, 2000	at New York	Velarde unassisted	Shane Spencer
August 21, 2012	vs. Minnesota	Donaldson to Rosales to Carter	Trevor Plouffe

Grounded Into (34; Philadelphia 23, Kansas City 3, Oakland 8)

June 24, 1902 at Baltimore by Topsy Hartsel
 May 5, 1903 at New York by Harry Davis
 August 18, 1903 at St. Louis by Lave Cross
 May 19, 1911 at Detroit by Harry Davis
 July 16, 1911 at St. Louis by Amos Strunk
 August 11, 1912 at Chicago by Jack Coombs
 April 29, 1914 vs. Washington by Jack Barry
 May 8, 1914 at Washington by Jack Lapp
 July 24, 1915 at Cleveland by Nap Lajoie
 August 23, 1917 at Detroit by Stuffy McInnis
 September 5, 1919 vs. Boston by Terry Turner
 August 25, 1925 at Cleveland by Chick Galloway
 June 24, 1926 vs. Washington by Max Bishop
 April 26, 1929 vs. New York by Sammy Hale
 September 21, 1931 vs. Detroit by Jimmie Dykes
 June 19, 1932 at St. Louis by Mule Haas
 July 21, 1934 at Detroit by Charlie Berry

April 27, 1935 vs. New York by Jimmie Foxx
 September 20, 1936 vs. Boston by Chubby Dean
 April 26, 1937 at New York by Chubby Dean
 May 11, 1938 vs. St. Louis by Wally Moses
 June 11, 1946 vs. Chicago by Irv Hall
 August 14, 1951 vs. Boston by Hank Majeski
 August 3, 1955 vs. Baltimore by Art Ceccarelli
 May 16, 1957 at New York by Alex Kellner
 July 23, 1960 at Washington by Whitey Herzog
 June 23, 1968 vs. Washington by Dave Duncan
 July 7, 1973 at Baltimore by Gene Tenace
 August 8, 1977 at Texas by Manny Sanguillen
 August 12, 1986 vs. Seattle by Carney Lansford
 August 8, 1990 vs. Baltimore by Willie Randolph
 May 14, 1994 at Kansas City by Geronimo Berroa
 April 22, 2010 vs. New York (AL) by Kurt Suzuki
 August 9, 2010 at Seattle by Mark Ellis

FRANCHISE CAREER BATTING LEADERS

Games

Campaneris	1795
Henderson	1704
Dykes	1702
Bando	1468
Johnson, B.	1459
Suder	1421
Davis, H.	1413
Murphy, Da.	1411
Miller	1361
Valo	1361

Runs

Henderson	1270
Johnson, B.	997
Campaneris	983
Foxx	975
Simmons	969
Bishop	882
Dykes	881
Cochrane	823
Davis, H.	811
McGwire	773

Doubles

Dykes	365
Simmons	348
Davis, H.	319
Johnson, B.	307
Miller	292
Henderson	289
Chavez	282
Murphy, Da.	275
Moses	274
Campaneris	270

Walks

Henderson	1227
Bishop	1043
Johnson	853
McGwire	847
Valo	821
Bando	792
Foxx	781
Joost	768
Hartsell	733
Murphy, Dw.	694

Stolen Bases

Henderson	867
Campaneris	566
Collins	377
North	232
Davis, H.	223
Hartsell	195
Oldring	187
Murphy, Da.	185
Baker, F.	172
Crisp	162

At Bats

Campaneris	7180
Henderson	6140
Dykes	6023
Johnson, B.	5428
Davis, H.	5367
Bando	5145
Murphy, Da.	5134
Simmons	5132
Suder	5085
Chavez	4783

Hits

Campaneris	1882
Simmons	1827
Henderson	1768
Dykes	1705
Johnson, B.	1617
Davis, H.	1498
Foxx	1492
Murphy, Da.	1488
Miller	1483
Lansford	1317
Cochrane	1317

Triples

Murphy, Da.	102
Simmons	98
Baker	88
Collins	84
Davis, H.	83
Foxx	79
Oldring	75
Hartsell	74
Miller	73
Dykes	73

Strikeouts

Jackson	1226
Canseco	1096
McGwire	1043
Campaneris	933
Chavez	922
Henderson	915
Murphy, Dw.	883
Green	785
Dykes	705
Bando	702

Batting Average

Simmons	.356
Foxx	.339
Collins	.337
Cochrane	.321
Baker	.321
McInnis	.313
Miller	.311
Cramer	.308
Moses	.307
Hale	.305

(Min. 2500 plate appearances)



Bert "Campy" Campaneris

Home Runs

McGwire	363
Foxx	302
Jackson	269
Canseco	254
Johnson, B.	252
Chavez	230
Simmons	209
Giambi	198
Bando	192
Zernial	191

Total Bases

Simmons	2998
Johnson, B.	2824
Foxx	2813
Henderson	2640
Campaneris	2502
Dykes	2477
McGwire	2451
Jackson	2323
Chavez	2288
Miller	2206

Slugging Percentage

Foxx	.640
Simmons	.584
McGwire	.551
Giambi	.531
Johnson, B.	.520
Canseco	.507
Jackson	.496
Cochrane	.490
Zernial	.489
Chavez	.478

(Min. 2500 plate appearances)

Runs Batted In

Simmons	1178
Foxx	1074
Johnson, B.	1040
McGwire	941
Bando	796
Canseco	793
Chavez	787
Jackson	776
Dykes	764
Miller	762
Davis, H.	762

Extra Base Hits

Simmons	655
Foxx	638
Johnson, B.	631
McGwire	563
Chavez	532
Jackson	530
Dykes	525
Henderson	497
Davis, H.	470
Miller	460

On-Base Percentage

Foxx	.440
Fain	.426
Bishop	.423
Collins	.422
Cochrane	.412
Henderson	.409
Giambi	.406
Valo	.403
Simmons	.398
Johnson, B.	.395

(Min. 2500 plate appearances)

OAKLAND CAREER BATTING LEADERS

Games

Henderson.....	1704
Bando.....	1410
McGwire.....	1329
Chavez.....	1320
Jackson.....	1311
Campaneris.....	1295
Murphy.....	1213
Lansford.....	1203
Steinbach.....	1199
Rudi.....	1088

Runs

Henderson.....	1270
McGwire.....	773
Jackson.....	743
Chavez.....	730
Bando.....	725
Campaneris.....	722
Canseco.....	662
Giambi.....	640
Lansford.....	617
Murphy.....	614

Doubles

Henderson.....	289
Chavez.....	282
Giambi.....	241
Jackson.....	230
Rudi.....	214
Bando.....	208
Steinbach.....	205
Ellis.....	204
Lansford.....	201
McGwire.....	195

Walks

Henderson.....	1227
McGwire.....	847
Bando.....	775
Murphy.....	693
Giambi.....	636
Jackson.....	623
Chavez.....	565
Tenace.....	475
Canseco.....	469
Phillips.....	413

Stolen Bases

Henderson.....	867
Campaneris.....	398
North.....	232
Crisp.....	162
Lansford.....	146
Jackson.....	144
Canseco.....	135
Davis, M.....	121
Davis, R.....	116
Page.....	104

At Bats

Henderson.....	6140
Campaneris.....	5159
Bando.....	4991
Chavez.....	4783
Lansford.....	4568
Jackson.....	4568
McGwire.....	4448
Steinbach.....	4162
Murphy.....	4047
Canseco.....	3970

Hits

Henderson.....	1768
Campaneris.....	1355
Lansford.....	1317
Bando.....	1279
Chavez.....	1276
Jackson.....	1207
McGwire.....	1157
Steinbach.....	1144
Giambi.....	1100
Rudi.....	1079

Triples

Henderson.....	41
Campaneris.....	39
Rudi.....	32
Phillips.....	29
Lansford.....	23
Jackson.....	23
North.....	23
Bando.....	22
Crisp.....	22
Ellis.....	22

Strikeouts

Jackson.....	1180
Canseco.....	1096
McGwire.....	1043
Chavez.....	922
Henderson.....	915
Murphy.....	883
Steinbach.....	689
Bando.....	675
Giambi.....	674
Cust.....	673

Batting Average

Giambi.....	.300
Lansford.....	.288
Henderson.....	.288
Kotsay.....	.282
Grieve.....	.280
Steinbach.....	.275
Rudi.....	.273
North.....	.271
Tejada.....	.270
Hatteberg.....	.269

(Min. 2000 plate appearances)



Rickey Henderson

Home Runs

McGwire.....	363
Jackson.....	268
Canseco.....	254
Chavez.....	230
Giambi.....	198
Bando.....	192
Henderson.....	167
Tejada.....	156
Murphy.....	153
Steinbach.....	132

Total Bases

Henderson.....	2640
McGwire.....	2451
Chavez.....	2288
Jackson.....	2287
Bando.....	2107
Canseco.....	2012
Giambi.....	1949
Lansford.....	1846
Steinbach.....	1773
Campaneris.....	1764

Slugging Percentage

McGwire.....	.551
Giambi.....	.531
Stairs.....	.509
Canseco.....	.507
Jackson.....	.501
Chavez.....	.478
Grieve.....	.475
Tejada.....	.460
Cust.....	.457
Henderson, D.....	.445

(Min. 2000 plate appearances)

Runs Batted In

McGwire.....	941
Canseco.....	793
Bando.....	789
Chavez.....	787
Jackson.....	770
Giambi.....	715
Henderson.....	648
Tejada.....	604
Steinbach.....	595
Murphy.....	563

Extra Base Hits

McGwire.....	563
Chavez.....	532
Jackson.....	521
Henderson.....	497
Canseco.....	448
Giambi.....	446
Bando.....	422
Rudi.....	362
Tejada.....	358
Steinbach.....	351

On-Base Percentage

Henderson.....	.409
Giambi.....	.406
Cust.....	.381
McGwire.....	.380
Tenace.....	.374
Grieve.....	.370
North.....	.364
Stairs.....	.363
Bando.....	.360
Jackson.....	.357

(Min. 2000 plate appearances)

FRANCHISE CAREER PITCHING LEADERS

Games

Eckersley	525
Plank	524
Fingers	502
Rommel	500
Lindblad	479
Walberg	412
Grove	402
Honeycutt	387
Bender	385
Hunter	363

Complete Games

Plank	362
Bender	230
Grove	181
Waddell	168
Rommel	147
Coombs	136
Walberg	126
Hunter	116
Blue	105
Kellner	95

Wins

Plank	284
Grove	195
Bender	193
Rommel	171
Hunter	161
Walberg	134
Waddell	131
Blue	124
Stewart	119
Coombs	115

Innings Pitched

Plank	3860.2
Bender	2603.0
Rommel	2556.1
Hunter	2456.1
Grove	2400.2
Walberg	2186.2
Blue	1946.0
Waddell	1869.1
Kellner	1730.1
Stewart	1717.1

Games Started

Plank	459
Hunter	340
Bender	288
Grove	267
Walberg	267
Blue	262
Rommel	249
Stewart	245
Kellner	239
Zito	224

Shutouts

Plank	59
Waddell	37
Bender	37
Hunter	31
Blue	28
Coombs	28
Grove	20
Rommel	18
Dygart	16
Bush	15
Walberg	15

Losses

Plank	162
Rommel	119
Walberg	114
Hunter	113
Kellner	108
Langford	105
Bender	102
Harriss	93
Blue	86
Naylor	83

Walks

Plank	913
Walberg	853
Grove	740
Odom	732
Rommel	724
Kellner	717
Hunter	687
Marchildon	682
Stewart	655
Blue	617



Eddie Plank

Saves

Eckersley	320
Fingers	136
Taylor	100
Street	94
Bailey	75
Isringhausen	75
Balfour	64
Howell	61
Koch	44
Foulke	44

(Since 1969)

Strikeouts

Plank	1985
Waddell	1576
Bender	1536
Grove	1523
Hunter	1520
Blue	1315
Stewart	1152
Zito	1098
Walberg	907
Hudson	899

ERA

Waddell	1.97
Morgan	2.15
Bender	2.32
Plank	2.39
Coombs	2.60
Dygart	2.65
Grove	2.88
Fingers	2.91
Holtzman	2.92
Blue	2.95

(Min. 750 innings pitched)

Won-Loss Percentage

Grove	195-79	.712
Hudson	92-39	.702
Mulder	81-42	.659
Bender	193-102	.654
Plank	284-162	.637
Coombs	115-67	.632
Earnshaw	98-58	.628
Zito	102-63	.618
Welch	96-60	.615
Waddell	131-82	.615

(Min. 100 decisions)

DESIGNATED HITTER RULE

A hitter may be designated to bat for the pitcher in any spot in the batting order in any game without affecting the status of the pitcher. The designated hitter must be selected and be included on the lineup cards presented to the umpire-in-chief prior to the game. Failure to do so precludes the use of a designated hitter for that game.

The designated hitter is "locked" into the batting order but may be removed for a pinch-hitter or pinch-runner, who in turn becomes the designated hitter. The designated hitter, while still in the game, may be used defensively but the pitcher then assumes the batting order of the replaced defensive player, thus terminating the designated hitter role. The designated hitter is eligible for all American League batting titles.

OAKLAND CAREER PITCHING LEADERS

Games	
Eckersley	525
Fingers	502
Lindblad	391
Honeycutt	387
Groom	301
Blevins	281
Nelson	281
Taylor	281
Blue	273
Hunter	266

Complete Games	
Blue	105
Hunter	96
Langford	85
Holtzman	54
Keough	53
Norris	52
Stewart	49
McCatty	45
Dobson	42
Odom	34

Wins	
Hunter	131
Blue	124
Stewart	119
Zito	102
Welch	96
Hudson	92
Mulder	81
Holtzman	77
Langford	73
Odom	71

Innings Pitched	
Blue	1946.0
Hunter	1886.1
Stewart	1717.1
Langford	1467.2
Zito	1437.1
Welch	1271.1
Hudson	1240.2
Odom	1202.1
McCatty	1189.0
Norris	1123.2

Games Started	
Blue	262
Hunter	260
Stewart	245
Zito	224
Welch	195
Langford	195
Hudson	183
Odom	178
McCatty	161
Norris	157

Shutouts	
Blue	28
Hunter	24
Holtzman	13
Odom	11
Dobson	10
Langford	10
Stewart	9
Hudson	8
Mulder	8
four players tied	7

Losses	
Langford	105
Blue	86
Stewart	78
Hunter	77
Keough	75
Zito	63
McCatty	63
Odom	61
Fingers	61
Welch	60

Walks	
Stewart	655
Blue	617
Odom	598
Zito	566
McCatty	520
Norris	499
Hunter	493
Welch	469
Keough	456
Langford	402



Jim "Catfish" Hunter

Saves	
Eckersley	320
Fingers	136
Taylor	100
Street	94
Bailey	75
Isringhausen	75
Balfour	64
Howell	61
Koch	44
Foulke	44

Strikeouts	
Blue	1315
Stewart	1152
Hunter	1139
Zito	1098
Hudson	899
Fingers	784
Welch	677
Odom	675
Mulder	668
Eckersley	658

ERA	
Eckersley	2.74
Gray	2.88
Fingers	2.91
Holtzman	2.92
Blue	2.94
Lindblad	2.97
Hunter	3.00
Hudson	3.30
Odom	3.38
Moore	3.54

(Min. 450 innings pitched)

Won-Loss Percentage	
Hudson	92-39 .702
Mulder	81-42 .659
Harden	40-23 .635
Hunter	131-77 .630
Zito	102-63 .618
Lindblad	42-26 .618
Welch	96-60 .615
Stewart	119-78 .604
Blue	124-86 .590
Moore	66-46 .589

(Min. 60 decisions)

RECORDS

LASTS BY A'S PITCHERS

Run: Scott Kazmir, June 16, 2015 at San Diego
Hit: Jesse Chavez, August 30, 2015 at Arizona
Double: Joe Kennedy, June 12, 2007 at Houston
Triple: John Odom, August 22, 1971 vs. Boston (Game 1)

Homer: John Odom, September 4, 1972 vs. California (Game 1)
RBI: Scott Kazmir, June 6, 2015 at San Diego
Walk: Dan Straily, July 9, 2013 at Pittsburgh
Stolen Base: Gene Nelson, July 3, 1988 at Toronto (pinch runner)

FRANCHISE SEASON BATTING LEADERS

Games

Tejada (2003).....	162
Long (2002).....	162
Tejada (2002).....	162
Long (2001).....	162
Tejada (2001).....	162
Griffin (1986).....	162
Griffin (1985).....	162
Bando (1973).....	162
Bando (1969).....	162
Bando (1968).....	162
Siebern (1962).....	162

Runs

Simmons (1930).....	152
Foxx (1932).....	151
Lajoie (1901).....	145
Simmons (1932).....	144
Collins (1912).....	137
Joost (1949).....	128
Foxx (1930).....	127
Foxx (1933).....	125
Collins (1913).....	125
Jackson (1969).....	123
Foxx (1929).....	123

Doubles

Simmons (1926).....	53
Moses (1937).....	48
Lajoie (1901).....	48
Giambi (2001).....	47
McNair (1932).....	47
H. Davis (1905).....	47
Lowrie (2013).....	45
Seybold (1903).....	45
B. Johnson (1933).....	44
five tied with.....	43

Walks

Joost (1949).....	149
Giambi (2000).....	137
Fain (1949).....	136
Fain (1950).....	133
Giambi (2001).....	129
Bishop (1930).....	128
Bishop (1929).....	128
Joost (1952).....	122
Hartsel (1905).....	121
Valo (1949).....	119
Joost (1948).....	119

Stolen Bases

RHenderson (1982) ..	130
RHenderson (1983) ..	108
RHenderson (1980) ..	100
Collins (1910).....	81
North (1976).....	75
Collins (1909).....	67
RHenderson (1998) ..	66
RHenderson (1984) ..	66
RHenderson (1990) ..	65
Collins (1912).....	63

At Bats

Simmons (1932).....	670
Tejada (2002).....	662
Cramer (1933).....	661
Simmons (1925).....	658
Finney (1936).....	653
Moses (1937).....	649
Cramer (1934).....	649
Damon (2001).....	644
Cramer (1935).....	644
Campaneris (1968)...	642

Hits

Simmons (1925).....	253
Lajoie (1901).....	232
Simmons (1932).....	216
Cramer (1935).....	214
Foxx (1932).....	213
Simmons (1929).....	212
Simmons (1930).....	211
Moses (1937).....	208
Foxx (1933).....	204
Tejada (2002).....	204

Triples

Baker (1912).....	21
Baker (1909).....	19
Da. Murphy (1910)....	18
Da. Murphy (1904)....	17
Simmons (1930).....	16
Miller (1929).....	16
Strunk (1915).....	16
Cimoli (1962).....	15
Witt (1916).....	15
Baker (1910).....	15
Collins (1910).....	15

Strikeouts

Cust (2008).....	197
Cust (2009).....	185
Canseco (1986).....	175
Jackson (1968).....	171
Cust (2007).....	164
Jackson (1971).....	161
Canseco (1990).....	158
Canseco (1987).....	157
Moss (2014).....	153
Swisher (2006).....	152
Canseco (1991).....	152

Batting Average

Lajoie (1901).....	.426
Simmons (1931).....	.390
Simmons (1925).....	.384
Simmons (1930).....	.381
Collins (1911).....	.365
Simmons (1929).....	.365
Foxx (1932).....	.364
Cochrane (1930).....	.357
Cobb (1927).....	.357
Foxx (1933).....	.356
Lamar (1925).....	.356



Al Simmons

Home Runs

Foxx (1932).....	58
McGwire (1996).....	52
McGwire (1987).....	49
Foxx (1933).....	48
Jackson (1969).....	47
Canseco (1991).....	44
Foxx (1934).....	44
Giambi (2000).....	43
McGwire (1992).....	42
Canseco (1988).....	42
Zernial (1953).....	42

Total Bases

Foxx (1932).....	438
Foxx (1933).....	403
Simmons (1930).....	392
Simmons (1925).....	392
Simmons (1929).....	373
Simmons (1932).....	367
Foxx (1930).....	358
Moses (1937).....	357
Foxx (1934).....	352
Canseco (1988).....	347

Slugging Percentage

Foxx (1932).....	.749
McGwire (1996).....	.730
Simmons (1930).....	.708
Foxx (1933).....	.703
Giambi (2001).....	.660
Foxx (1934).....	.653
Giambi (2000).....	.647
Lajoie (1901).....	.643
Simmons (1929).....	.642
Simmons (1931).....	.641

Runs Batted In

Foxx (1932).....	169
Simmons (1930).....	165
Foxx (1933).....	163
Simmons (1929).....	157
Foxx (1930).....	156
Simmons (1932).....	151
Giambi (2000).....	137
Tejada (2002).....	131
Baker (1912).....	130
Foxx (1934).....	130

Extra Base Hits

Foxx (1932).....	100
Foxx (1933).....	94
Simmons (1930).....	93
Giambi (2001).....	87
Jackson (1969).....	86
Moses (1937).....	86
Simmons (1929).....	84
Foxx (1930).....	83
Simmons (1926).....	82
McGwire (1987).....	81

On-Base Percentage

Giambi (2001).....	.477
Giambi (2000).....	.476
Foxx (1932).....	.469
McGwire (1996).....	.467
Foxx (1929).....	.463
Lajoie (1901).....	.463
Foxx (1935).....	.461
Cochrane (1933).....	.459
Collins (1914).....	.452
Collins (1911).....	.451
Fain (1951).....	.451

OAKLAND SEASON BATTING LEADERS

Games

Tejada (2003).....	162
Long (2002).....	162
Tejada (2002).....	162
Long (2001).....	162
Tejada (2001).....	162
Griffin (1986).....	162
Griffin (1985).....	162
Bando (1973).....	162
Bando (1969).....	162
Bando (1968).....	162

Runs

Jackson (1969).....	123
Canseco (1988).....	120
RHenderson (1990) ..	119
RHenderson (1982) ..	119
Giambi (1999).....	115
Canseco (1991).....	115
RHenderson (1984) ..	113
RHenderson (1980) ..	111
Giambi (2001).....	109
three players tied ..	108

Doubles

Giambi (2001).....	47
Lowrie (2013).....	45
Chavez (2001).....	43
Tejada (2003).....	42
Grieve (1998).....	41
Giambi (1997).....	41
Chavez (2005).....	40
Grieve (2000).....	40
Giambi (1996).....	40
five players tied ..	39

Walks

Giambi (2000).....	137
Giambi (2001).....	129
RHenderson (1998) ..	118
Bando (1970).....	118
RHenderson (1980) ..	117
McGwire (1996).....	116
RHenderson (1982) ..	116
Jackson (1969).....	114
Bando (1969).....	111
Cust (2008).....	111

Stolen Bases

RHenderson (1982) ..	130
RHenderson (1983) ..	108
RHenderson (1980) ..	100
North (1976).....	75
RHenderson (1998) ..	66
RHenderson (1984) ..	66
RHenderson (1990) ..	65
Campaneris (1969) ..	62
Campaneris (1968) ..	62
RHenderson (1991) ..	58

At Bats

Tejada (2002).....	662
Damon (2001).....	644
Campaneris (1968) ..	642
Tejada (2003).....	636
Sierra (1993).....	630
Canseco (1987).....	630
Long (2001).....	629
Armas (1980).....	628
Chavez (2005).....	625
Campaneris (1972) ..	625

Hits

Tejada (2002).....	204
Kotsay (2004).....	190
Canseco (1988).....	187
Lansford (1989).....	185
Washington (1975) ..	182
Giambi (1999).....	181
Rudi (1972).....	181
Lansford (1984).....	179
RHenderson (1980) ..	179
Giambi (2001).....	178
Long (2001).....	178

Triples

Garner (1976).....	12
Polonia (1987).....	10
Burns (2015).....	9
Byrnes (2003).....	9
Rudi (1972).....	9
Campaneris (1968) ..	9
Weeks (2012).....	8
Weeks (2011).....	8
Pennington (2010) ..	8
Armas (1980).....	8
Page (1977).....	8
Campaneris (1974) ..	8

Strikeouts

Cust (2008).....	197
Cust (2009).....	185
Canseco (1986).....	175
Jackson (1968).....	171
Cust (2007).....	164
Jackson (1971).....	161
Canseco (1990).....	158
Canseco (1987).....	157
Moss (2014).....	153
Swisher (2006).....	152
Canseco (1991).....	152

Batting Average

Giambi (2001).....	.342
Lansford (1989).....	.336
Giambi (2000).....	.333
RHenderson (1990) ..	.325
Durazo (2004).....	.321
RHenderson (1981) ..	.319
Giambi (1999).....	.315
Kotsay (2004).....	.314
McGwire (1996).....	.312
Washington (1975) ..	.308
Tejada (2002).....	.308



Reggie Jackson

Home Runs

McGwire (1996).....	52
McGwire (1987).....	49
Jackson (1969).....	47
Canseco (1991).....	44
Giambi (2000).....	43
McGwire (1992).....	42
Canseco (1988).....	42
Thomas (2006).....	39
McGwire (1995).....	39
McGwire (1990).....	39

Total Bases

Canseco (1988).....	347
McGwire (1987).....	344
Giambi (2001).....	343
Tejada (2002).....	336
Jackson (1969).....	334
Giambi (2000).....	330
Giambi (1999).....	318
Canseco (1991).....	318
Armas (1980).....	314
Berroa (1996).....	312

Slugging Percentage

McGwire (1996).....	.730
Giambi (2001).....	.660
Giambi (2000).....	.647
McGwire (1987).....	.618
Jackson (1969).....	.608
McGwire (1992).....	.585
RHenderson (1990) ..	.577
Canseco (1988).....	.569
Jaha (1999).....	.556
Canseco (1991).....	.556

Runs Batted In

Giambi (2000).....	137
Tejada (2002).....	131
Canseco (1988).....	124
Giambi (1999).....	123
Canseco (1991).....	122
Giambi (2001).....	120
McGwire (1987).....	118
Kingman (1984).....	118
Jackson (1969).....	118
Canseco (1986).....	117
Jackson (1973).....	117

Extra Base Hits

Giambi (2001).....	87
Jackson (1969).....	86
McGwire (1987).....	81
Jackson (1975).....	78
Canseco (1991).....	77
Canseco (1988).....	76
Chavez (2001).....	75
Chavez (2003).....	73
McGwire (1996).....	73
Giambi (2000).....	73

On-Base Percentage

Giambi (2001).....	.477
Giambi (2000).....	.476
McGwire (1996).....	.467
RHenderson (1990) ..	.439
Giambi (1999).....	.422
RHenderson (1980) ..	.420
Jaha (1999).....	.414
RHenderson (1983) ..	.414
RHenderson (1994) ..	.411
Jackson (1969).....	.410

FRANCHISE SEASON PITCHING LEADERS

Games

Koch (2002)	84
Wyatt (1964)	81
Groom (1997)	78
Groom (1999)	76
Fingers (1974)	76
Balfour (2012)	75
Breslow (2010)	75
Bradford (2002)	75
Groom (1998)	75
Fingers (1975)	75

Complete Games

Waddell (1904)	39
Plank (1904)	37
Plank (1905)	35
Coombs (1910)	35
Fraser (1901)	35
Waddell (1903)	34
Plank (1907)	33
Plank (1903)	33
Plank (1902)	31
Myers (1916)	31
Henley (1904)	31

Wins

Grove (1931)	31
Coombs (1910)	31
Grove (1930)	28
Coombs (1911)	28
Welch (1990)	27
Rommell (1922)	27
Waddell (1905)	27
Plank (1904)	26
Plank (1912)	26
three players tied	25

Innings Pitched

Waddell (1904)	383.0
Plank (1904)	357.1
Coombs (1910)	353.0
Plank (1905)	346.2
Plank (1907)	343.2
Coombs (1911)	336.2
Plank (1903)	336.0
Perry (1918)	332.1
Fraser (1901)	331.0
Waddell (1905)	328.2

Games Started

Waddell (1904)	46
Plank (1904)	43
Hunter (1974)	41
Plank (1905)	41
eight players tied	40

Shutouts

Coombs (1910)	13
Blue (1971)	8
Plank (1907)	8
Waddell (1906)	8
Waddell (1904)	8
Bush (1916)	8
six players tied	7

Losses

Perry (1920)	25
Bush (1916)	24
Myers (1916)	23
Rommel (1921)	23
Naylor (1920)	23
Wyckoff (1915)	22
Ditmar (1956)	22
Kelley (1937)	21
Harris (1943)	21
nine tied with	20

Walks

Myers (1916)	168
Wyckoff (1915)	165
Marchildon (1947)	141
Marchildon (1942)	140
Earnshaw (1930)	139
Cain (1933)	137
Fraser (1901)	132
Grove (1925)	131
Marchildon (1948)	131
Bush (1916)	130



Lefty Grove

Saves

Eckersley (1992)	51
Eckersley (1990)	48
Eckersley (1988)	45
Koch (2002)	44
Foulke (2003)	43
Eckersley (1991)	43
Balfour (2013)	38
Street (2006)	37
Eckersley (1993)	36
Caudill (1984)	36
(Since 1969)	

Strikeouts

Waddell (1904)	349
Waddell (1903)	302
Blue (1971)	301
Waddell (1905)	287
Waddell (1907)	232
Coombs (1910)	224
Plank (1905)	210
Waddell (1902)	210
Grove (1930)	209
three players tied	205

ERA

Coombs (1910)	1.30
Krause (1909)	1.39
Waddell (1905)	1.48
Morgan (1910)	1.55
Bender (1910)	1.58
Waddell (1904)	1.62
Morgan (1909)	1.65
Bender (1909)	1.66
Plank (1909)	1.76
Blue (1971)	1.82

Won-Loss Percentage

Grove (1931)	31-4	.886
Bender (1914)	17-3	.850
Grove (1930)	28-5	.848
Zito (2002)	23-5	.821
Bender (1910)	23-5	.821
Welch (1990)	27-6	.818
Plank (1912)	26-6	.813
Hunter (1973)	21-5	.808
Coombs (1910)	31-9	.775
Waddell (1902)	24-7	.774
Shantz (1952)	24-7	.774
(Min. 20 decisions)		

RELIEF PITCHERS SAVE RULE

A pitcher is credited with a save when he meets all three of the following conditions:

1. He is the finishing pitcher in a game won by his club, and
2. He is not the winning pitcher, and
3. He qualifies under one of the following conditions:
 - a. He enters the game with a lead of no more than three runs and pitches for at least one inning, or
 - b. He enters the game with the potential tying run either on base, at bat, or on deck (that is, the potential tying run is either on base or is one of the first two batsmen he faces), or
 - c. He pitches effectively for at least three innings

OAKLAND SEASON PITCHING LEADERS

Games

Koch (2002)	84
Groom (1997)	78
Groom (1999)	76
Fingers (1974)	76
Balfour (2012)	75
Breslow (2010)	75
Bradford (2002)	75
Groom (1998)	75
Fingers (1975)	75
Wuertz (2009)	74
Lacey (1978)	74

Complete Games

Langford (1980)	28
Norris (1980)	24
Blue (1971)	24
Hunter (1974)	23
Keough (1980)	20
Blue (1976)	20
Langford (1981)	18
six players tied	16

Wins

Welch (1990)	27
Hunter (1974)	25
Blue (1971)	24
Zito (2002)	23
Stewart (1990)	22
Norris (1980)	22
Blue (1975)	22
seven players tied	21

Innings Pitched

Hunter (1974)	318.0
Blue (1971)	312.0
Blue (1976)	298.0
Holtzman (1973)	297.1
Hunter (1972)	295.0
Langford (1980)	290.0
Norris (1980)	284.0
Blue (1974)	282.0
Blue (1977)	280.0
Blue (1975)	278.0

Games Started

Hunter (1974)	41
Blue (1974)	40
Holtzman (1973)	40
Dobson (1970)	40
Hunter (1970)	40
Torrez (1976)	39
Blue (1971)	39
Blue (1977)	38
Blue (1975)	38
Holtzman (1975)	38
Holtzman (1974)	38

Shutouts


Blue (1971)	8
Blue (1976)	6
Hunter (1974)	6
Nash (1968)	6
Hunter (1972)	5
Dobson (1970)	5
10 players tied	4

Losses

Kingman (1980)	20
Blue (1977)	19
Langford (1977)	19
Keough (1982)	18
Keough (1979)	17
Holtzman (1974)	17
Candiotti (1998)	16
Langford (1982)	16
Langford (1979)	16
Smith (2008)	16

Walks

Odom (1969)	112
Stewart (1988)	110
Rijo (1986)	108
Holtzman (1975)	108
Moore (1991)	105
Stewart (1991)	105
Stewart (1987)	105
Blue (1973)	105
Moore (1992)	103
Appier (2000)	102
Plunk (1986)	102



Vida Blue

Saves

Eckersley (1992)	51
Eckersley (1990)	48
Eckersley (1988)	45
Koch (2002)	44
Foulke (2003)	43
Eckersley (1991)	43
Balfour (2013)	38
Street (2006)	37
Eckersley (1993)	36
Caudill (1984)	36

Strikeouts

Blue (1971)	301
Zito (2001)	205
Stottlemire (1995)	205
Stewart (1987)	205
Gonzalez (2011)	197
Haren (2007)	192
Stewart (1988)	192
Hunter (1972)	191
Blue (1975)	189
Gray (2014)	183

ERA

Blue (1971)	1.82
Hunter (1972)	2.04
Nash (1968)	2.28
McCatty (1981)	2.32
Blue (1976)	2.36
Odom (1968)	2.45
Hunter (1974)	2.49
Torrez (1976)	2.50
Odom (1972)	2.50
Holtzman (1972)	2.51

Won-Loss Percentage

Zito (2002)	23-5	.821
Welch (1990)	27-6	.818
Hunter (1973)	21-5	.808
Hudson (2000)	20-6	.769
Blue (1971)	24-8	.750
Hunter (1972)	21-7	.750
Colón (2013)	18-6	.750
Dobson (1971)	15-5	.750
Mulder (2002)	19-7	.731
Davis (1989)	19-7	.731
<i>(Min. 20 decisions)</i>		

RECORDS

LONGEST STREAKS BY OAKLAND A'S PITCHERS

Scoreless

37	August 13 to August 17, 1983
29	June 11 to June 14, 1968
29	August 27 to August 31, 1996
29	April 9 to April 12, 1978
29	May 27 to May 30, 1976
29	June 3 to June 5, 1972
29	July 30 to August 2, 1972
29	July 21 to July 24, 1968

Homerless

136.2	June 19-July 4, 1974
96.0	June 23-July 4, 1999
92.0	July 28-August 6, 1970
91.2	April 11-21, 1971
83.0	June 24-July 2, 1978
80.0	May 9-20, 1977
77.0	May 21-31, 1977

ATHLETICS YEAR-BY-YEAR BATTING

Year	AVG.	AB	R	H	2B	3B	HR	RBI	BB	SO	SH	SF	HP	SB	CS	SLG	OBP
1901	.289	4882	805	1409	239	87	35	665	301	344	78		53	173		.395	.337
1902	.287	4762	775	1369	235	67	38	673	343	293	118		38	201		.389	.340
1903	.264	4673	597	1236	227	68	32	502	268	513	101		32	157		.363	.309
1904	.249	5088	557	1266	197	77	31	486	313	605	137		41	137		.336	.298
1905	.255	5146	623	1310	256	51	24	511	376	644	165		34	190		.338	.310
1906	.247	4883	561	1206	213	49	32	489	385		157		43	165		.330	.308
1907	.255	5010	582	1276	220	44	22	485	384		176		27	137		.329	.311
1908	.223	5065	486	1131	183	50	21	392	368		177		37	116		.292	.281
1909	.256	4906	605	1257	186	88	21	498	403		248		64	205		.343	.321
1910	.266	5154	673	1373	191	105	19	541	409		196		47	207		.355	.326
1911	.296	5199	861	1540	237	93	35	692	424		232		65	226		.398	.357
1912	.282	5111	779	1442	204	108	22	620	485		201		38	258		.377	.349
1913	.280	5044	794	1412	223	80	33	660	534	547	174		65	221		.375	.356
1914	.272	5126	749	1392	165	80	29	627	545	517	218		52	231	188	.352	.348
1915	.237	5081	545	1204	183	72	16	440	436	634	137		54	127	89	.311	.304
1916	.242	5010	447	1212	169	65	19	380	406	631	157		30	151		.313	.303
1917	.254	5109	529	1296	177	62	17	457	435	519	205		33	112		.323	.316
1918	.243	4278	412	1039	124	44	22	356	343	485	124		26	83		.308	.303
1919	.244	4730	457	1156	175	71	35	396	349	565	125		30	103		.334	.300
1920	.252	5256	558	1324	220	49	44	470	353	593	169		43	50	67	.338	.304
1921	.274	5465	657	1497	256	64	82	601	424	565	136		29	69	56	.389	.330
1922	.270	5211	705	1409	229	63	111	631	437	591	170		34	60	63	.402	.331
1923	.271	5196	661	1407	229	64	53	577	445	517	172		44	72	62	.370	.334
1924	.281	5184	685	1459	251	59	63	608	374	482	157		38	79	66	.389	.334
1925	.307	5399	831	1659	298	79	76	767	453	432	187		31	67	59	.434	.364
1926	.269	5046	677	1359	259	65	61	619	523	452	238		26	56	46	.383	.341
1927	.303	5296	841	1606	281	70	56	767	551	326	219		30	101	63	.414	.372
1928	.295	5226	829	1540	323	75	89	759	533	442	196		37	59	48	.436	.364
1929	.296	5204	901	1539	288	76	122	845	543	440	214		29	61	38	.451	.365
1930	.294	5345	951	1573	319	74	125	895	599	531	188		31	48	33	.452	.369
1931	.287	5377	858	1544	311	64	118	798	528	543	178		35	25	23	.435	.355
1932	.290	5537	981	1606	303	52	172	923	647	630	94		21	38	23	.457	.366
1933	.285	5330	875	1519	297	57	139	831	625	618	80		15	34	34	.440	.362
1934	.280	5317	764	1491	236	50	144	708	491	584	99		13	57	35	.425	.343
1935	.279	5269	710	1470	243	44	112	671	475	602	86		17	43	35	.406	.341
1936	.269	5373	714	1443	240	60	72	663	524	590	74		19	59	43	.376	.336
1937	.267	5228	699	1398	278	60	94	649	583	557	70		5	95	48	.397	.341
1938	.270	5229	726	1410	243	62	98	686	605	590	78		22	65	53	.396	.348
1939	.271	5309	711	1438	282	55	98	666	503	532	138		15	60	34	.400	.336
1940	.262	5304	703	1391	242	53	105	648	556	656	69		19	48	33	.387	.334
1941	.268	5336	713	1431	240	69	85	660	574	588	76		8	27	36	.387	.340
1942	.249	5285	549	1315	213	46	33	517	440	490	74		23	44	45	.325	.309
1943	.232	5244	497	1219	174	44	26	462	430	465	95		29	55	42	.297	.294
1944	.257	5312	525	1364	169	47	36	475	422	490	121		17	42	32	.327	.314
1945	.245	5296	494	1297	201	37	33	440	449	463	96		19	25	45	.316	.306
1946	.253	5200	529	1317	220	51	40	481	482	594	105		9	39	30	.338	.318
1947	.252	5198	633	1311	218	52	61	581	605	563	144		24	37	33	.349	.333
1948	.260	5181	729	1345	231	47	68	685	726	523	120		22	40	32	.362	.353
1949	.260	5123	726	1331	214	49	82	680	783	493	117		25	36	25	.369	.361
1950	.261	5212	670	1361	204	53	100	627	685	493	73		23	42	25	.378	.349
1951	.262	5277	736	1381	262	43	102	685	677	565	61		34	47	36	.386	.349
1952	.253	5163	664	1305	212	35	89	634	683	561	102		27	52	43	.359	.343
1953	.256	5455	632	1398	205	38	116	588	498	602	51		24	41	24	.372	.321
1954	.236	5206	542	1228	191	41	94	503	504	677	54	31	28	30	29	.342	.305
Phila.	.266	278846	36513	74211	12386	3308	3502	32670	26237	7327	1674	5003				.372	.333
1955	.261	5335	638	1395	189	46	121	593	463	725	57	34	26	22	36	.382	.322
1956	.252	5256	619	1325	204	41	112	581	480	727	67	37	20	40	30	.370	.315
1957	.244	5170	563	1262	195	40	166	535	364	760	62	36	24	35	27	.394	.295
1958	.247	5261	642	1297	196	50	138	605	452	747	64	43	25	22	36	.381	.307
1959	.263	5264	681	1383	231	43	117	638	481	780	69	38	33	34	24	.390	.326
1960	.249	5226	615	1303	212	34	110	566	513	744	75	32	12	16	11	.366	.316
1961	.247	5423	683	1342	216	47	90	632	580	772	89	47	25	58	22	.354	.320

Year	AVG.	AB	R	H	2B	3B	HR	RBI	BB	SO	SH	SF	HP	SB	CS	SLG	OBP
1962	.263	5576	745	1467	220	58	116	691	556	803	78	50	42	76	21	.386	.332
1963	.247	5495	615	1356	225	38	95	582	529	829	77	46	25	47	26	.353	.313
1964	.239	5524	621	1321	216	29	166	594	548	1104	53	25	42	34	20	.379	.311
1965	.240	5393	585	1294	186	59	110	546	521	1020	74	35	35	110	51	.358	.309
1966	.236	5328	564	1259	212	56	70	509	421	982	71	27	26	132	50	.337	.294
1967	.233	5349	533	1244	212	50	69	481	452	1019	59	36	42	132	59	.330	.296
K.C.	.248	69600	8104	17248	2714	591	1480	7553	6360	11012	895	486	377	758	413	.368	.312
1968	.240	5406	569	1300	192	40	94	522	472	1022	78	35	35	147	61	.343	.304
1969	.249	5614	740	1400	210	28	148	680	617	953	74	35	63	100	39	.376	.328
1970	.249	5376	678	1338	208	24	171	630	584	977	73	36	36	131	68	.392	.325
1971	.252	5494	691	1383	195	25	160	642	542	1018	80	38	37	80	53	.384	.321
1972	.240	5200	604	1248	195	29	134	565	463	886	100	36	47	87	48	.366	.306
1973	.260	5507	758	1431	216	28	147	714	595	919	67	53	35	128	57	.389	.333
1974	.247	5331	689	1315	205	37	132	637	568	876	60	51	38	164	93	.373	.321
1975	.254	5415	758	1376	220	33	151	703	609	846	74	35	51	183	82	.391	.333
1976	.246	5353	686	1319	208	33	113	625	592	818	58	58	45	341	123	.361	.323
1977	.240	5358	605	1284	176	37	117	548	516	910	64	46	36	176	89	.352	.308
1978	.245	5321	532	1304	200	31	100	492	433	800	108	27	25	144	117	.351	.303
1979	.239	5348	573	1276	188	32	108	541	482	751	75	46	20	104	69	.346	.302
1980	.259	5495	686	1424	212	35	137	635	506	824	99	41	19	175	82	.385	.322
1981	.247	3677	458	910	119	26	104	430	342	647	46	32	16	98	47	.379	.312
1982	.236	5448	691	1286	211	27	149	659	582	948	50	54	20	232	87	.367	.309
1983	.262	5516	708	1447	237	28	121	662	524	872	55	62	31	235	98	.381	.326
1984	.259	5457	738	1415	257	29	158	697	568	871	37	77	22	145	64	.404	.327
1985	.264	5581	757	1475	230	34	155	690	508	861	63	47	16	117	58	.401	.325
1986	.252	5435	731	1370	213	25	163	683	553	983	56	51	32	139	61	.390	.322
1987	.260	5511	806	1432	263	33	199	761	593	1056	50	48	36	140	63	.428	.333
1988	.263	5602	800	1474	251	22	156	752	580	926	54	55	65	129	54	.399	.336
1989	.261	5416	712	1414	220	25	127	659	562	855	36	62	34	157	55	.381	.331
1990	.254	5433	733	1379	209	22	164	693	651	992	60	48	46	141	54	.391	.336
1991	.248	5410	760	1342	246	19	159	716	642	981	41	49	50	151	64	.389	.331
1992	.258	5387	745	1389	219	24	142	693	707	831	72	59	49	143	59	.386	.346
1993	.254	5543	715	1408	260	21	158	679	622	1048	46	49	33	131	59	.394	.330
1994	.260	3885	549	1009	178	13	113	515	417	686	24	51	18	91	39	.399	.330
1995	.264	4916	730	1296	228	18	169	694	565	911	32	58	45	112	46	.420	.341
1996	.265	5630	861	1492	283	21	243	823	640	1114	35	39	58	58	35	.452	.344
1997	.260	5589	764	1451	274	23	197	714	642	1181	49	40	49	71	36	.423	.339
1998	.257	5490	804	1413	295	13	149	755	633	1122	58	46	55	131	47	.397	.338
1999	.259	5519	893	1430	287	20	235	845	770	1129	39	41	71	70	37	.446	.355
2000	.270	5560	947	1501	281	23	239	908	750	1159	26	44	52	40	15	.458	.360
2001	.264	5573	884	1469	334	22	199	835	640	1021	25	59	88	68	29	.439	.345
2002	.261	5558	800	1450	279	28	205	772	609	1008	20	36	68	46	20	.432	.339
2003	.254	5497	768	1398	317	24	176	742	556	898	22	53	59	48	14	.417	.327
2004	.270	5728	793	1545	336	15	189	752	608	1061	25	43	55	47	22	.433	.343
2005	.262	5627	772	1476	310	20	155	739	537	819	19	40	52	31	22	.407	.330
2006	.260	5500	771	1429	266	22	175	735	650	976	25	56	50	61	20	.412	.340
2007	.256	5577	741	1430	295	16	171	711	664	1119	18	56	49	52	20	.407	.338
2008	.242	5451	646	1318	270	23	125	610	574	1226	30	35	48	88	21	.369	.318
2009	.262	5584	759	1464	307	21	135	723	527	1046	31	54	50	133	48	.397	.328
2010	.256	5448	663	1396	276	30	109	619	527	1061	43	51	47	156	38	.378	.324
2011	.244	5452	645	1330	280	29	114	612	509	1094	34	57	50	117	43	.369	.311
2012	.238	5527	713	1315	267	32	195	676	550	1387	27	34	45	122	32	.404	.317
2013	.254	5521	767	1403	301	25	186	725	573	1178	21	49	45	74	28	.419	.320
2014	.244	5545	729	1354	253	33	146	686	586	1104	19	43	49	83	20	.381	.320
2015	.251	5600	694	1405	277	46	146	661	475	1119	14	38	40	78	29	.395	.312
Oak.	.254	259411	34616	65913	11754	1264	7438	32560	27415	46890	2312	2253	2080	5695	2465	.395	.328

Year	AVG.	AB	R	H	2B	3B	HR	RBI	BB	SH	HP	SB	SLG	OBP
Totals	.259	607857	79233	157372	26854	5163	12420	72783	60012	10534	4131	11456	.381	.328

ATHLETICS YEAR-BY-YEAR PITCHING

Year	ERA	CG	SV	SHO	IP	H	R	ER	HR	BB	SO	HB	WP	OPP. AVG.
1901	4.00	124		6	1200.2	1346	761	534	20	374	350	59	40	.280
1902	3.29	114		5	1216.1	1292	636	444	33	368	455	63	29	.273
1903	2.98	112		10	1207.1	1124	519	400	20	315	728	71	38	.249
1904	2.35	136		26	1361.1	1149	503	355	13	366	887	63	23	.227
1905	2.19	117		19	1383.1	1137	492	337	21	409	895	63	40	.228
1906	2.60	107		19	1322.0	1135	543	382	9	425	749	57	30	.235
1907	2.35	106		27	1354.2	1106	511	353	13	378	789	67	36	.222
1908	2.56	102		23	1400.1	1194	562	398	10	410	741	53	46	.235
1909	1.93	110		27	1378.0	1069	408	296	9	386	728	62	31	.218
1910	1.79	123		24	1421.2	1103	441	282	8	450	789	55	42	.221
1911	3.01	97		13	1375.2	1343	601	460	17	487	739	81	34	.265
1912	3.32	95		11	1357.0	1273	658	501	12	518	601	57	30	.258
1913	3.19	69		17	1351.1	1200	592	479	24	532	630	39	48	.229
1914	2.78	89		24	1404.0	1264	529	433	18	521	720	28	37	.249
1915	4.29	78		6	1348.1	1358	888	643	22	827	588	57	68	.278
1916	3.92	94		11	1343.2	1311	776	585	26	715	575	31	53	.267
1917	3.27	80		8	1365.2	1310	691	496	23	562	516	23	37	.250
1918	3.22	80		13	1156.0	1106	538	413	13	486	277	35	20	.264
1919	4.26	72		1	1239.1	1371	742	587	44	503	417	29	25	.290
1920	3.93	79		6	1380.1	1612	834	602	56	461	423	40	27	.300
1921	4.61	75		2	1400.1	1645	894	717	85	548	431	32	34	.300
1922	4.59	73		4	1362.1	1573	830	695	107	469	373	32	22	.297
1923	4.08	65		7	1364.2	1465	761	619	68	550	400	23	23	.280
1924	4.39	68		8	1345.0	1527	778	656	43	597	371	28	19	.292
1925	3.87	61		8	1381.2	1468	713	594	60	544	495	36	30	.276
1926	3.00	62		10	1346.0	1362	570	448	38	451	571	31	22	.268
1927	3.97	66		8	1384.0	1467	726	611	65	442	553	36	18	.278
1928	3.36	81		15	1367.2	1349	615	511	66	424	607	22	19	.256
1929	3.44	70		9	1357.0	1371	615	519	73	487	573	15	28	.264
1930	4.28	72		8	1371.0	1457	751	652	84	488	672	20	25	.274
1931	3.47	97		12	1365.1	1342	626	526	73	457	574	9	20	.258
1932	4.45	95		10	1386.0	1477	752	686	112	511	595	18	21	.271
1933	4.81	69		6	1343.2	1523	853	718	77	644	423	17	33	.283
1934	5.01	68		8	1337.0	1429	838	745	84	693	480	23	33	.275
1935	5.12	58		7	1326.1	1486	869	754	73	704	469	25	35	.285
1936	6.08	68		3	1352.1	1645	1045	913	131	696	405	24	67	.300
1937	4.85	65		6	1335.0	1490	854	720	105	613	469	17	40	.281
1938	5.48	56		4	1324.0	1573	956	806	142	599	473	18	28	.292
1939	5.79	50		6	1342.2	1687	1022	864	148	579	397	19	35	.307
1940	5.22	72		4	1345.0	1543	932	780	135	534	488	15	40	.283
1941	4.83	64		3	1365.1	1516	840	733	136	557	386	18	46	.279
1942	4.45	67		5	1374.2	1404	801	679	89	639	546	21	35	.263
1943	4.05	73		5	1394.0	1421	717	627	73	536	503	35	24	.265
1944	3.26	72		10	1397.1	1345	594	506	58	390	534	31	30	.252
1945	3.62	65		11	1381.0	1380	638	556	55	571	531	22	18	.262
1946	3.90	61		10	1342.2	1371	680	582	83	577	562	25	13	.264
1947	3.51	70		12	1391.1	1291	614	543	85	597	493	14	14	.247
1948	4.43	74		7	1368.2	1456	735	673	86	638	486	15	35	.275
1949	4.23	85		9	1365.0	1359	725	642	105	758	490	19	33	.263
1950	5.49	50		3	1346.1	1528	913	821	138	729	466	31	39	.287
1951	4.47	52		7	1358.0	1421	745	674	109	569	437	32	30	.272
1952	4.15	73		11	1384.1	1402	723	639	113	526	562	35	21	.263
1953	4.67	51		7	1409.0	1475	799	731	121	594	566	57	51	.271
1954	5.18	49		3	1371.1	1523	875	789	141	685	555	39	40	.285
Phila.	3.91	4281		544	72953.0	74574	38624	31709	3572	28889	29533	1887	1755	
1955	5.35	29		9	1382.0	1486	911	822	175	707	572	42	36	.278
1956	4.86	30		3	1370.1	1424	831	740	187	679	636	42	38	.271
1957	4.19	26		6	1369.2	1344	710	637	153	565	626	25	45	.260
1958	4.15	42		9	1398.1	1405	713	645	150	467	721	28	31	.262
1959	4.35	44		8	1360.2	1452	760	658	148	492	703	46	41	.274
1960	4.38	44		4	1374.0	1428	756	668	160	525	664	43	37	.271

Year	ERA	CG	SV	SHO	IP	H	R	ER	HR	BB	SO	HB	WP	OPP. AVG.
1961	4.74	32		5	1415.0	1519	863	746	141	629	703	53	58	.275
1962	4.79	32		4	1434.0	1450	837	764	199	655	825	42	63	.263
1963	3.92	35		11	1458.0	1417	704	635	156	540	887	44	43	.256
1964	4.71	18		6	1455.2	1516	836	761	220	614	966	54	55	.269
1965	4.24	18		7	1433.0	1399	755	675	161	574	882	39	67	.256
1966	3.56	19		11	1435.0	1281	648	567	106	630	854	39	52	.241
1967	3.68	26		10	1428.0	1265	660	584	125	558	990	37	44	.238
K.C.	4.37	395		93	18131.2	18386	9984	8902	2081	7635	10029	534	610	
1968	2.94	45		18	1455.2	1220	544	476	124	505	997	31	55	.227
1969	3.71	42	36	14	1480.2	1356	678	611	163	586	887	39	55	.245
1970	3.30	33	40	15	1442.2	1253	593	529	134	542	858	34	56	.234
1971	3.05	57	36	18	1469.1	1229	564	498	131	501	999	33	37	.228
1972	2.58	42	43	23	1417.2	1170	457	406	96	418	862	19	29	.226
1973	3.29	46	41	16	1457.1	1311	615	532	143	494	797	30	52	.241
1974	2.95	49	28	12	1439.2	1322	551	472	90	430	755	25	27	.246
1975	3.27	36	44	10	1448.0	1267	606	526	102	523	784	37	47	.236
1976	3.26	39	29	15	1459.1	1412	598	528	96	415	711	30	40	.255
1977	4.04	32	25	4	1436.2	1459	749	645	145	560	788	24	55	.265
1978	3.62	26	29	11	1433.1	1401	690	577	106	582	750	26	37	.259
1979	4.75	41	20	4	1429.1	1606	860	754	147	654	726	49	72	.288
1980	3.46	94	13	9	1471.2	1347	642	566	142	521	769	31	51	.244
1981	3.30	60	10	11	193.0	883	403	364	80	370	505	28	30	.240
1982	4.54	42	22	6	1456.0	1506	819	735	177	648	697	30	58	.268
1983	4.35	22	33	12	1454.1	1462	782	703	135	626	719	31	43	.263
1984	4.48	15	44	6	1430.0	1554	796	712	155	592	695	35	47	.278
1985	4.41	10	41	6	1453.0	1451	787	712	172	607	785	25	48	.259
1986	4.31	22	37	8	1433.0	1334	760	686	166	667	937	34	62	.247
1987	4.32	18	40	6	1445.2	1442	789	694	176	531	1042	36	52	.258
1988	3.44	22	64	9	1489.1	1376	620	569	116	553	983	29	62	.247
1989	3.09	17	57	20	1448.1	1287	576	497	103	510	930	28	71	.239
1990	3.18	18	64	16	1456.0	1287	570	514	123	494	831	27	50	.238
1991	4.57	14	49	10	1444.1	1425	776	734	155	655	892	55	60	.260
1992	3.73	8	58	9	1447.0	1396	672	599	129	601	843	41	67	.256
1993	4.90	8	42	2	1452.1	1551	846	791	157	680	864	49	39	.276
1994	4.80	12	23	9	1003.1	979	589	535	128	510	732	34	42	.257
1995	4.93	8	34	4	1273.0	1320	761	698	153	556	890	53	56	.269
1996	5.20	7	34	5	1456.1	1638	900	841	205	644	884	52	60	.287
1997	5.48	2	38	1	1445.1	1734	946	880	197	642	953	64	51	.301
1998	4.81	12	39	4	1434.0	1555	866	766	179	529	922	56	68	.276
1999	4.69	6	48	5	1438.1	1537	846	750	160	569	967	54	57	.274
2000	4.58	7	43	11	1435.1	1535	813	730	158	615	963	48	46	.274
2001	3.59	13	44	9	1463.1	1384	645	583	153	440	1117	46	42	.249
2002	3.68	9	48	19	1452.0	1391	654	593	135	474	1021	62	40	.252
2003	3.63	16	48	14	1441.2	1336	643	582	140	499	1018	54	41	.246
2004	4.17	10	35	8	1471.1	1466	742	682	164	544	1034	68	39	.262
2005	3.69	9	38	12	1450.1	1315	658	594	154	504	1075	60	41	.241
2006	4.21	5	54	11	1451.2	1525	727	679	162	529	1003	55	43	.272
2007	4.28	4	36	9	1448.0	1468	758	689	138	530	1036	43	52	.263
2008	4.01	4	33	7	1435.0	1364	690	640	135	576	1061	54	30	.253
2009	4.26	2	38	10	1447.1	1486	761	685	156	523	1124	36	43	.265
2010	3.56	7	38	17	1431.2	1315	626	566	153	512	1070	38	42	.245
2011	3.71	6	39	12	1447.2	1380	679	597	136	519	1160	41	53	.250
2012	3.48	1	47	13	1470.0	1360	614	569	147	462	1136	46	40	.245
2013	3.56	6	46	13	1452.0	1339	625	574	163	428	1183	35	56	.242
2014	3.22	7	31	13	1463.1	1269	572	524	147	406	1244	48	59	.233
2015	4.14	5	28	15	1444.2	1402	729	664	172	474	1179	47	62	.254
Oak.	3.92	1016	1807	511	68499.1	66405	33187	29851	6898	25750	44178	1950	2365	

Year	ERA	CG	SHO	IP	H	R	ER	HR	BB	SO	HB	WP
Totals	3.97	5692	1148	159766.0	159365	81795	70462	12551	62274	83740	4371	4730

ATHLETICS YEAR-BY-YEAR FIELDING

Year	AVG.	G	PO	A	E	TC	DP	TP	PB
1901	.942	137	3600	1903	337	5840	93	0	23
1902	.953	137	3646	1819	270	5735	75	0	13
1903	.960	137	3618	1613	217	5448	66	0	20
1904	.959	155	4080	1835	250	6165	67	0	21
1905	.957	152	4101	1746	265	6112	64	0	21
1906	.955	149	3941	1728	267	5936	86	1	17
1907	.958	150	4046	1959	263	6268	67	0	14
1908	.957	157	4158	1886	272	6316	68	1	20
1909	.961	153	4105	1894	245	6244	92	1	14
1910	.965	155	4255	2001	230	6486	117	0	10
1911	.964	152	4121	1896	225	6242	100	0	14
1912	.959	153	4100	2023	263	6386	115	0	17
1913	.966	153	4048	1958	212	6218	108	1	13
1914	.966	158	4198	1938	213	6349	116	1	25
1915	.947	154	4044	2023	338	6405	118	0	17
1916	.951	154	4021	2126	314	6461	126	0	19
1917	.961	154	4078	2064	251	6393	106	0	17
1918	.959	130	3458	1850	228	5536	136	0	7
1919	.956	140	3702	1902	257	5861	96	1	9
1920	.959	156	4120	2173	266	6559	125	0	13
1921	.958	155	4182	2005	274	6461	144	0	14
1922	.966	155	4072	1978	215	6265	118	1	16
1923	.964	153	4064	1935	221	6220	127	1	23
1924	.971	152	4025	1943	180	6148	157	0	12
1925	.966	153	4117	1931	211	6259	148	0	13
1926	.972	150	4041	1869	171	6081	131	1	10
1927	.970	155	4161	1897	190	6248	124	1	10
1928	.970	153	4107	1728	181	6016	124	0	10
1929	.975	151	4065	1587	146	5798	117	0	10
1930	.976	154	4127	1651	145	5923	121	0	11
1931	.976	153	4088	1614	141	5843	151	0	10
1932	.979	154	4160	1736	124	6020	142	0	15
1933	.966	152	4032	1750	203	5985	121	0	9
1934	.967	153	4012	1809	196	6017	166	0	12
1935	.967	149	3964	1690	190	5844	150	0	11
1936	.965	154	4061	1773	209	6043	152	0	21
1937	.967	154	4002	1725	198	5925	150	0	15
1938	.965	154	3964	1637	206	5807	119	0	15
1939	.965	153	4028	1678	210	5916	131	0	14
1940	.960	154	4035	1667	238	5940	131	0	15
1941	.967	154	4095	1733	200	6028	150	0	20
1942	.968	154	4062	1678	188	5928	124	0	23
1943	.973	155	4180	1741	162	6083	148	0	19
1944	.971	155	4192	1745	176	6113	127	0	12
1945	.973	153	4140	1903	168	6211	160	0	9
1946	.971	155	4028	1594	167	5789	141	1	7
1947	.976	156	4174	1689	143	6006	161	0	5
1948	.981	154	4108	1710	113	5931	180	1	7
1949	.976	154	4102	1710	140	5952	217	0	10
1950	.974	154	4033	1732	155	5920	208	0	9
1951	.978	154	4073	1849	136	6058	204	0	12
1952	.977	155	4150	1766	140	6056	148	0	11
1953	.977	157	4218	1710	137	6065	161	0	15
1954	.971	156	4104	1655	169	5928	163	0	12
Phila.	.966	8213	218406	98155	11226	327787	6957	12	761
1955	.976	155	4142	1729	146	6017	174	0	14
1956	.973	154	4111	1785	166	6062	187	0	19
1957	.979	154	4108	1720	125	5953	162	0	22
1958	.979	156	4196	1730	125	6051	166	0	34
1959	.973	154	4086	1669	160	5915	156	0	15
1960	.979	155	4122	1666	127	5915	149	0	17
1961	.972	162	4260	1755	175	6190	160	0	17

Year	AVG.	G	PO	A	E	TC	DP	TP	PB
1962	.979	162	4294	1724	132	6150	131	0	25
1963	.980	162	4373	1722	127	6222	131	0	11
1964	.974	163	4361	1669	158	6188	152	0	18
1965	.977	162	4300	1620	139	6059	142	0	20
1966	.977	160	4320	1646	139	6105	154	1	20
1967	.978	161	4279	1533	132	5944	120	0	17
K.C.	.977	2060	54952	21968	1851	78771	1984	1	249
1968	.977	163	4367	1659	145	6171	136	0	20
1969	.979	162	4442	1788	136	6366	162	0	26
1970	.977	162	4328	1680	141	6149	152	0	12
1971	.981	161	4408	1660	117	6185	157	0	17
1972	.979	155	4253	1689	130	6072	146	0	13
1973	.978	162	4372	1710	137	6219	170	0	9
1974	.977	162	4319	1704	141	6164	154	0	10
1975	.977	162	4344	1686	143	6173	140	0	13
1976	.977	161	4378	1821	144	6343	130	0	11
1977	.970	161	4310	1762	190	6262	136	0	12
1978	.971	162	4300	1626	179	6105	145	0	10
1979	.972	162	4288	1718	174	6180	137	3	15
1980	.979	162	4415	1631	130	6176	115	0	9
1981	.980	109	2979	1080	81	4140	74	1	2
1982	.974	162	4368	1647	160	6175	140	0	8
1983	.974	162	4363	1602	157	6122	157	1	14
1984	.975	162	4290	1508	146	5944	159	0	9
1985	.977	162	4359	1566	140	6065	136	0	19
1986	.978	162	4299	1596	135	6030	120	0	16
1987	.977	162	4337	1649	142	6128	123	0	18
1988	.983	162	4468	1629	105	6202	151	0	10
1989	.979	162	4345	1640	129	6114	159	0	13
1990	.986	162	4368	1630	87	6085	152	0	14
1991	.982	162	4333	1608	107	6048	150	0	8
1992	.979	162	4341	1576	125	6042	158	0	8
1993	.982	162	4357	1625	111	6093	161	0	15
1994	.979	114	3010	1122	88	4220	105	0	5
1995	.981	144	3819	1486	102	5407	151	0	4
1996	.984	162	4369	1778	103	6250	195	1	11
1997	.980	162	4336	1765	122	6223	170	0	5
1998	.977	162	4302	1654	141	6097	155	0	13
1999	.980	162	4315	1700	122	6137	166	0	18
2000	.978	161	4306	1726	134	6166	164	1	8
2001	.980	162	4390	1756	125	6271	151	0	4
2002	.984	162	4356	1798	102	6256	144	0	9
2003	.983	162	4325	1779	107	6211	145	0	9
2004	.986	162	4414	1809	91	6314	172	0	14
2005	.986	162	4351	1649	88	6088	166	0	5
2006	.986	162	4355	1626	84	6065	173	0	10
2007	.985	162	4344	1687	90	6121	153	0	16
2008	.984	161	4305	1573	98	5976	169	0	8
2009	.983	162	4342	1592	105	6039	155	0	5
2010	.984	162	4295	1704	99	6098	147	0	8
2011	.979	162	4343	1529	124	5996	145	0	6
2012	.982	162	4410	1568	111	6089	135	1	12
2013	.983	162	4356	1377	97	5830	112	0	15
2014	.982	162	4390	1634	111	6135	150	0	10
2015	.979	162	4334	1642	126	6102	154	0	14
Oak.	.980	7646	205498	78444	5902	289844	7097	8	540

Year	AVG.	G	PO	A	E	TC	DP	TP	PB
Totals	.973	17919	478856	198567	18979	696402	16038	21	1550

ATHLETICS YEAR-BY-YEAR BATTING LEADERS

Batting Average

1901 Lajoie426
1902 Cross339
1903 Seybold299
1904 Davis308
1905 Davis284
1906 Seybold316
1907 Nicholls302
1908 Collins273
1909 Collins346
1910 Collins322
1911 Collins365
1912 Collins348
1913 Collins345
1914 Collins344
1915 McInnis314
1916 Strunk316
1917 McInnis303
1918 Burns352
1919 Burns296
1920 Dugan322
1921 Witt315
1922 Miller336
1923 Hauser307
1924 Miller342
1925 Simmons384
1926 Simmons343
1927 Simmons392
1928 Simmons351
1929 Simmons365
1930 Simmons381
1931 Simmons390
1932 Foxx364
1933 Foxx356
1934 Foxx334
1935 Foxx346
1936 Moses345
1937 Moses320
1938 Johnson313
1939 Johnson338
1940 Moses309
1941 Siebert334
1942 Johnson291
1943 Estalella259
1944 Siebert306
1945 Estalella299
1946 Rosar283
1947 McCosky328
1948 McCosky326
1949 Valo283
1950 Lehner309
1951 Fain344
1952 Fain327
1953 Philley303
1954 Finigan302
1955 Power319
1956 Power309
1957 Lopez294
1958 Cerv305
1959 Tuttle300
1960 Siebern279
1961 Siebern296
1962 Siebern308

1963 Causey280
1964 Causey281
1965 Campaneris270
1966 Cater292
1967 Cater270
1968 Cater290
1969 Bando281
1970 Campaneris279
1971 Jackson277
1972 Rudi305
1973 Jackson293
1974 Rudi293
1975 Washington308
1976 North276
1977 Page307
1978 Page285
1979 Revering288
1980 Henderson303
1981 Henderson319
1982 Henderson267
1983 Henderson292
1984 Lansford300
1985 Davis287
1986 Griffin285
1987 McGwire289
1988 Canseco307
1989 Lansford336
1990 R. Henderson325
1991 Baines295
1992 Bordick300
1993 Gates290
1994 Berroa306
1995 Henderson300
1996 McGwire312
1997 Giambi293
1998 Giambi295
1999 Giambi315
2000 Giambi333
2001 Giambi342
2002 Tejada308
2003 Chavez282
2004 Durazo321
2005 Ellis316
2006 Payton296
2007 Stewart290
2008 Suzuki279
2009 Sweeney293
2010 Ellis291
2011 Pennington264
2012 Céspedes292
2013 Donaldson301
2014 Donaldson255
2015 Burns294

Games

1901 Fultz132
1902 four players tied 137
1903 four players tied 137
1904 Cross155
1905 Murphy150
1906 Davis145
1907 Davis149
1908 Nicholls150

1909 Collins153
1910 Collins153
1911 Baker148
1912 Collins153
McInnis153
1913 Baker149
1914 Collins152
1915 Strunk132
1916 Strunk150
1917 McInnis150
1918 Burns130
1919 Burns126
1920 Walker149
1921 Dykes155
1922 Galloway155
1923 Hauser146
1924 Simmons152
1925 Simmons153
1926 Simmons147
1927 Cobb134
1928 Miller139
1929 Foxx149
1930 Miller154
1931 Foxx139
1932 Foxx154
Simmons154
1933 Cramer152
Higgins152
1934 Cramer153
1935 Cramer149
1936 Johnson153
1937 Moses154
1938 Johnson152
1939 Johnson150
1940 Siebert154
1941 Johnson149
1942 Siebert153
1943 Hall151
1944 Hayes155
1945 Hall151
1946 Chapman146
1947 Joost151
1948 Majeski148
Suder148
1949 Chapman154
1950 Fain151
1951 Joost140
1952 Philley151
1953 Philley157
1954 DeMaestri146
1955 Finigan150
1956 Lopez151
1957 DeMaestri135
1958 Lopez150
1959 Williams131
1960 Tuttle151
1961 Howser158
1962 Siebern162
1963 Charles158
1964 Colavito160
1965 Harrelson150
Hershberger150
1966 Hershberger146

1967 Campaneris147
1968 Bando162
1969 Bando162
1970 Bando155
1971 Bando153
1972 Bando152
1973 Bando162
1974 Rudi158
Tenace158
1975 Bando160
Garner160
1976 Garner159
1977 Sanguillen152
1978 Revering152
1979 Newman143
1980 Murphy159
1981 Armas109
1982 Murphy151
1983 Phillips148
1984 Phillips154
1985 Griffin162
1986 Griffin162
1987 Canseco159
1988 Canseco158
1989 D. Henderson152
1990 McGwire156
1991 Gallego159
1992 Bordick154
1993 Bordick159
1994 Bordick114
1995 Berroa141
1996 Bordick155
1997 Spiezio147
1998 Grieve155
1999 Tejada159
2000 Tejada160
2001 Long162
Tejada162
2002 Long162
Tejada162
2003 Tejada162
2004 Hatteberg152
2005 Chavez160
2006 Swisher157
2007 Ellis150
Swisher150
2008 Cust148
Suzuki148
2009 Cust149
2010 Barton159
2011 Pennington148
2012 Reddick156
2013 Donaldson158
2014 Donaldson158
2015 Semien155

At Bats

1901 Fultz561
1902 Cross558
1903 Cross554
1904 Cross607
1905 Davis602
1906 Davis551

1907	Davis	582
1908	Nicholls	550
1909	Collins	572
1910	Collins	583
1911	Baker	592
1912	Baker	577
1913	Baker	565
1914	McInnis	576
1915	Lajoie	490
1916	Witt	563
1917	McInnis	567
1918	Burns	505
1919	Burns	470
1920	Walker	585
1921	Johnson	613
1922	Galloway	571
1923	Hauser	537
1924	Simmons	594
1925	Simmons	658
1926	Simmons	581
1927	Hale	501
1928	Miller	510
1929	Simmons	581
1930	Miller	585
1931	Miller	534
1932	Simmons	670
1933	Cramer	661
1934	Cramer	649
1935	Cramer	644
1936	Finney	653
1937	Moses	649
1938	Moses	589
1939	Johnson	544
1940	Siebert	595
1941	Chapman	552
	Johnson	552
1942	Siebert	612
1943	Siebert	558
1944	Hayes	581
1945	Hall	616
1946	Chapman	545
1947	Chapman	551
1948	Majeski	590
1949	Chapman	589
1950	Chapman	553
1951	Joost	553
1952	Philly	586
1953	Philly	620
1954	DeMaestri	539
1955	Power	596
1956	Lopez	561
1957	Power	467
1958	Lopez	564
1959	Williams	488
1960	Lumpe	574
1961	Howser	611
1962	Lumpe	641
1963	Charles	603
1964	Causey	604
1965	Campaneris	578
1966	Campaneris	573
1967	Campaneris	601
1968	Campaneris	642
1969	Bando	609
1970	Campaneris	603
1971	Campaneris	569
1972	Campaneris	625

1973	Campaneris	601
1974	Rudi	593
1975	Jackson	593
1976	Baylor	595
1977	Sanguillen	571
1978	Revering	521
1979	Newman	516
1980	Armas	628
1981	Armas	440
1982	Murphy	543
1983	Henderson	513
1984	Lansford	597
1985	Griffin	614
1986	Canseco	600
1987	Canseco	630
1988	Canseco	610
1989	D. Henderson	579
1990	McGwire	523
1991	Canseco	572
	D. Henderson	572
1992	Bordick	504
1993	Sierra	630
1994	Sierra	426
1995	Berroa	546
1996	Berroa	586
1997	Spiezo	538
1998	Grievie	583
1999	Tejada	593
2000	Tejada	607
2001	Damon	644
2002	Tejada	662
2003	Tejada	636
2004	Kotsay	606
2005	Chavez	625
2006	Payton	557
2007	Ellis	583
2008	Crosby	556
2009	Suzuki	570
2010	Barton	556
2011	Crisp	531
2012	Reddick	611
2013	Lowrie	603
2014	Donaldson	608
2015	Lawrie	562

Runs

1901	Lajoie	145
1902	Fultz	109
	Hartsel	109
1903	Pickering	93
1904	Murphy	80
	Cross	80
1905	Davis	92
1906	Hartsel	96
1907	Hartsel	93
1908	Davis	65
1909	Collins	104
1910	Baker	83
1911	Murphy	104
1912	Collins	137
1913	Collins	125
1914	Collins	122
1915	Strunk	76
1916	Strunk	71
1917	Strunk	83
1918	Burns	61
1919	Burns	63

1920	Dykes	81
1921	Johnson	93
1922	Walker	111
1923	Hauser	93
1924	Hauser	97
1925	Simmons	122
1926	Simmons	90
1927	Cobb	104
1928	Bishop	104
1929	Foxx	123
1930	Simmons	152
1931	Bishop	115
1932	Foxx	151
1933	Foxx	125
1934	Foxx	120
1935	Foxx	118
1936	Finney	100
1937	Moses	113
1938	Johnson	114
1939	Johnson	115
1940	Johnson	93
1941	Johnson	98
1942	Johnson	78
1943	White	69
1944	Hayes	62
1945	Siebert	62
	Hall	62
1946	Chapman	77
1947	Chapman	84
1948	Joost	99
1949	Joost	128
1950	Chapman	93
1951	Joost	107
1952	Joost	94
1953	Zernial	85
1954	Jacobs	63
1955	Power	91
1956	Lopez	91
1957	Zernial	56
1958	Cerv	93
1959	Tuttle	74
1960	Tuttle	75
1961	Howser	108
1962	Siebert	114
1963	Charles	82
1964	Colavito	89
1965	Campaneris	87
1966	Campaneris	82
1967	Campaneris	85
1968	Campaneris	86
1969	Jackson	123
1970	Campaneris	97
1971	Jackson	97
1972	Rudi	84
1973	Jackson	99
1974	Jackson	90
1975	Jackson	91
1976	North	91
1977	Page	85
1978	Page	62
1979	Revering	63
1980	Henderson	111
1981	Henderson	89
1982	Henderson	119
1983	Henderson	105
1984	Henderson	113
1985	Davis	92

1986	Canseco	85
1987	McGwire	97
1988	Canseco	120
1989	Lansford	81
1990	R. Henderson	119
1991	Canseco	115
1992	McGwire	87
1993	R. Henderson	77
	Sierra	77
1994	Javier	75
1995	Berroa	87
1996	McGwire	104
1997	Giambi	66
1998	Henderson	101
1999	Giambi	115
2000	Giambi	108
2001	Giambi	109
2002	Tejada	108
2003	Tejada	98
2004	Byrnes	91
2005	Chavez	92
2006	Swisher	106
2007	Ellis	84
	Swisher	84
2008	Cust	77
2009	Cust	88
2010	Barton	79
2011	Crisp	69
	Willingham	69
2012	Reddick	85
2013	Crisp	93
2014	Donaldson	93
2015	Burns	70

Hits

1901	Lajoie	229
1902	Cross	189
1903	Cross	162
1904	Cross	177
1905	Davis	171
1906	Davis	161
1907	Davis	155
1908	Murphy	139
1909	Collins	198
1910	Collins	188
1911	Baker	198
1912	Baker	200
1913	Baker	190
1914	Baker	182
1915	Strunk	144
1916	Strunk	172
1917	McInnis	172
1918	Burns	178
1919	Burns	139
1920	Walker	157
1921	Witt	198
1922	Galloway	185
1923	Hauser	165
1924	Simmons	183
1925	Simmons	253
1926	Simmons	199
1927	Cobb	175
1928	Miller	168
1929	Simmons	212
1930	Simmons	211
1931	Simmons	200
1932	Simmons	216

Athletics Year-By-Year Batting Leaders, continued

1933	Foxx	204
1934	Cramer	202
1935	Cramer	214
1936	Moses	202
1937	Moses	208
1938	Moses	181
1939	Johnson	184
1940	Siebert	170
1941	Chapman	178
1942	Siebert	159
1943	Siebert	140
1944	Estalella	151
1945	Hall	161
1946	Chapman	142
1947	McCosky	179
1948	Majeski	183
1949	Chapman	164
1950	Fain	147
1951	Joost	160
1952	Fain	176
1953	Philly	188
1954	Finigan	147
1955	Power	190
1956	Power	164
1957	Power	121
1958	Cerv	157
1959	Tuttle	139
1960	Lumpe	156
1961	Howser	171
1962	Lumpe	193
1963	Lumpe	161
	Charles	161
1964	Causey	170
1965	Campaneris	156
1966	Campaneris	153
1967	Campaneris	149
1968	Campaneris	177
1969	Bando	171
1970	Campaneris	168
1971	Jackson	157
1972	Rudi	181
1973	Bando	169
1974	Rudi	174
1975	Washington	182
1976	North	163
1977	Sanguillen	157
1978	Page	147
1979	Revering	136
1980	Henderson	179
1981	Henderson	135
1982	Henderson	143
1983	Henderson	150
1984	Lansford	179
1985	Griffin	166
1986	Griffin	169
1987	Canseco	162
1988	Canseco	187
1989	Lansford	185
1990	R. Henderson	159
1991	D. Henderson	158
1992	Bordick	151
1993	Gates	155
1994	Javier	114
	Sierra	114
1995	Berroa	152

1996	Berroa	170
1997	Giambi	152
1998	Grieve	168
1999	Giambi	181
2000	Giambi	170
2001	Giambi	178
	Long	178
2002	Tejada	204
2003	Tejada	177
2004	Kotsay	190
2005	Chavez	168
2006	Payton	165
2007	Stewart	167
2008	Suzuki	148
2009	Suzuki	156
2010	Barton	152
2011	Crisp	140
2012	Reddick	148
2013	Lowrie	175
2014	Donaldson	155
2015	Burns	153

Doubles

1901	Lajoie	48
1902	Davis	43
1903	Seybold	43
1904	Murphy	29
	Cross	29
1905	Davis	47
1906	Davis	40
1907	Davis	37
1908	Murphy	28
1909	Collins	30
1910	Murphy	28
1911	Baker	42
1912	Baker	40
1913	Baker	34
1914	Baker	23
	Collins	23
1915	Strunk	28
1916	Strunk	30
1917	Bodie	28
1918	Burns	22
	Gardner	22
1919	Walker	30
1920	Dugan	40
1921	Dykes	32
	Walker	32
1922	Walker	31
1923	Perkins	34
1924	Hauser	31
	Simmons	31
1925	Simmons	43
1926	Simmons	53
1927	Simmons	36
1928	Miller	34
1929	Simmons	41
	Haas	41
1930	Cochrane	42
1931	Miller	43
1932	McNair	47
1933	Johnson	44
1934	Higgins	37
1935	Cramer	37
1936	Moses	35

1937	Moses	48
1938	Moses	29
1939	Johnson	30
1940	Moses	41
1941	Moses	31
1942	Johnson	35
1943	Siebert	26
1944	Siebert	27
1945	Kell	30
1946	McQuinn	23
1947	Fain	28
	Suder	28
1948	Majeski	41
1949	Valo	27
1950	Fain	25
1951	Fain	30
	Zernial	30
1952	Fain	43
1953	Philly	30
1954	Finigan	25
1955	Power	34
1956	Lopez	27
1957	Smith	26
1958	Lopez	28
1959	Williams	33
1960	Williams	31
	Siebern	31
1961	Siebern	36
1962	Lumpe	34
1963	Causey	32
1964	Causey	31
	Colavito	31
1965	Campaneris	23
1966	Campaneris	29
1967	Campaneris	29
1968	Cater	28
1969	Jackson	36
1970	Campaneris	28
1971	Campaneris	29
1972	Rudi	32
1973	Bando	32
1974	Rudi	39
1975	Jackson	39
1976	Rudi	32
1977	Page	28
1978	Page	25
1979	Revering	25
1980	Henderson	22
1981	Armas	24
1982	Henderson	24
1983	Almon	29
1984	Lansford	31
1985	Davis	34
1986	Canseco	29
1987	Canseco	35
1988	Henderson	38
1989	Lansford	28
1990	R. Henderson	33
1991	D. Henderson	33
1992	Lansford	30
1993	Gates	29
1994	Javier	23
1995	Henderson	31
1996	Giambi	40
1997	Giambi	41

1998	Grieve	41
1999	Giambi	36
2000	Grieve	40
2001	Giambi	47
2002	Long	32
2003	Tejada	42
2004	Byrnes	39
2005	Chavez	40
2006	Payton	32
2007	Swisher	36
2008	Crosby	39
2009	Suzuki	37
2010	Barton	33
2011	Matsui	28
2012	Reddick	29
2013	Lowrie	45
2014	Donaldson	31
2015	Lawrie	29

Triples

1901	Lajoie	13
1902	Hartsel	12
1903	Hartsel	14
1904	Murphy	18
1905	Hoffman	10
1906	Hartsel	9
1907	Davis	8
	Oldring	8
1908	Davis	9
1909	Baker	19
1910	Murphy	18
1911	Oldring	14
1912	Baker	21
1913	Collins	13
1914	Collins	14
1915	Strunk	16
1916	Witt	15
1917	Bodie	11
1918	Burns	9
1919	Thomas	10
1920	Walker	7
1921	Dykes	13
1922	Miller	12
1923	Hauser	10
1924	Simmons	9
1925	Simmons	12
1926	Simmons	10
1927	Simmons	11
1928	Cochrane	12
1929	Miller	16
1930	Simmons	16
1931	Simmons	13
1932	Simmons	9
	Foxx	9
1933	Higgins	11
1934	Cramer	9
1935	Foxx	7
	Warstler	7
1936	Johnson	14
1937	Moses	13
1938	Finney	12
1939	Johnson	9
1940	Moses	9

1941 Chapman..... 9	1981 Henderson..... 7	1906 Davis..... 12	1954 Wilson..... 15
Brancato..... 9	1982 Henderson..... 4	1907 Davis..... 8	1955 Zernial..... 30
Suder..... 9	Health..... 4	1908 Davis..... 5	1956 Simpson..... 21
1942 Valo..... 10	1983 Henderson..... 7	1909 Murphy..... 5	1957 Zernial..... 27
1943 Siebert..... 7	1984 Lansford..... 5	1910 Murphy..... 4	1958 Cerv..... 38
1944 Estalella..... 9	Health..... 5	Oldring..... 4	1959 Cerv..... 20
1945 Peck..... 9	1985 Griffin..... 7	1911 Baker..... 11	1960 Siebern..... 19
1946 Valo..... 6	1986 Griffin..... 6	1912 Baker..... 10	1961 Siebern..... 18
McQuinn..... 6	1987 Polonia..... 10	1913 Baker..... 12	1962 Siebern..... 25
1947 McCosky..... 7	1988 Phillips..... 4	1914 Baker..... 9	1963 Siebern..... 16
1948 Fain..... 6	Polonia..... 4	1915 Oldring..... 6	1964 Colavito..... 34
Chapman..... 6	1989 Phillips..... 6	1916 Schang..... 7	1965 Harrelson..... 23
Coleman..... 6	1990 R. Henderson... 3	1917 Bodie..... 7	1966 Repoz..... 11
1949 Valo..... 12	Randolph..... 3	1918 Walker..... 11	1967 Monday..... 14
1950 Dillinger..... 9	1991 three players tied 4	1919 Walker..... 10	1968 Jackson..... 29
1951 Valo..... 8	1992 Wilson..... 5	1920 Walker..... 17	1969 Jackson..... 47
1952 Michaels..... 5	1993 Sierra..... 5	1921 Walker..... 23	1970 Mincher..... 27
1953 Philley..... 9	1994 Bordick..... 4	1922 Walker..... 37	1971 Mincher..... 32
1954 Finigan..... 6	1995 Gates..... 4	1923 Hauser..... 16	1972 Epstein..... 26
Valo..... 6	1996 Bordick..... 4	1924 Hauser..... 27	1973 Jackson..... 32
1955 Power..... 10	Young..... 4	1925 Simmons..... 24	1974 Jackson..... 29
1956 Simpson..... 11	1997 McDonald..... 4	1926 Simmons..... 19	1975 Jackson..... 36
1957 Simpson..... 6	Spiezio..... 2	1927 Simmons..... 15	1976 Bando..... 27
DeMaestri..... 6	1998 three players tied 4	1928 Hauser..... 16	1977 Gross..... 22
1958 Tuttle..... 9	1999 Phillips..... 4	1929 Simmons..... 34	1978 Page..... 17
1959 Maris..... 7	Tejada..... 4	1930 Foxx..... 37	1979 Newman..... 22
1960 Siebern..... 6	2000 Platt..... 5	1931 Foxx..... 30	1980 Armas..... 35
1961 Lumpe..... 9	2001 Damon..... 4	1932 Foxx..... 58	1981 Armas..... 22
1962 Cimoli..... 15	Long..... 4	1933 Foxx..... 48	1982 Armas..... 28
1963 Cimoli..... 11	2002 four players tied 4	1934 Foxx..... 44	1983 Murphy..... 17
1964 Green..... 5	2003 Byrnes..... 9	1935 Foxx..... 36	Lopes..... 17
Mathews..... 5	2004 Dye..... 4	1936 Johnson..... 25	1984 Kingman..... 35
1965 Campaneris..... 12	2005 Ellis..... 5	1937 Moses..... 25	1985 Kingman..... 30
1966 Campaneris..... 10	2006 Scutaro..... 6	Johnson..... 25	1986 Kingman..... 35
1967 Campaneris..... 6	2007 Buck..... 5	1938 Johnson..... 30	1987 McGwire..... 49
Monday..... 6	2008 Barton..... 5	1939 Johnson..... 23	1988 Canseco..... 42
1968 Campaneris..... 9	2009 Davis..... 5	1940 Johnson..... 31	1989 McGwire..... 33
1969 Green..... 6	2010 Pennington..... 8	1941 Chapman..... 25	1990 McGwire..... 39
1970 Monday..... 7	2011 Weeks..... 8	1942 Johnson..... 13	1991 Canseco..... 44
1971 Monday..... 4	2012 Weeks..... 8	1943 Estalella..... 11	1992 McGwire..... 42
Rudi..... 4	2013 Céspedes..... 4	1944 Hayes..... 13	1993 Sierra..... 22
1972 Rudi..... 9	2014 Reddick..... 7	1945 Estalella..... 8	1994 Sierra..... 23
1973 Campaneris..... 6	2015 Burns..... 9	1946 Chapman..... 20	1995 McGwire..... 39
1974 Campaneris..... 8		1947 Chapman..... 14	1996 McGwire..... 52
1975 Washington..... 7		1948 Joost..... 16	1997 McGwire..... 34
1976 Garner..... 12	Home Runs	1949 Chapman..... 24	1998 Giambi..... 27
1977 Page..... 8	1901 Lajoie..... 14	1950 Chapman..... 23	1999 Stairs..... 38
1978 Page..... 7	1902 Seybold..... 16	1951 Zernial..... 33	2000 Giambi..... 43
1979 Murphy..... 4	1903 Seybold..... 8	1952 Zernial..... 29	2001 Giambi..... 38
1980 Armas..... 8	1904 Davis..... 10	1953 Zernial..... 42	
	1905 Davis..... 8		

ATHLETICS TOP HITTING STREAKS

G	Player	Year	G	Player	Year	G	Player	Year
29	Bill Lamar	1925	22	Tilly Walker	1919	20	Tillie Walker	1921
28	Bing Miller	1929		Al Simmons	1925		Mule Haas	1929
27	Socks Seybold	1901		Jimmie Foxx	1929		Al Simmons	1929
	Al Simmons	1931		Doc Cramer	1932		Doc Cramer	1932-33
26	Bob Johnson	1938		Doc Cramer	1934		Wally Moses	1938
25	Jason Giambi	1997		Hector Lopez	1957		Benny McCoy	1941
24	Ferris Fain	1952		Vic Power	1958		Hank Majeski	1948-49
	Carney Lansford	1984		Eric Byrnes	2003		Dave Philley	1953
	Miguel Tejada	2002	21	Bob Johnson	1935		Hal Smith	1958
23	Jimmy Dykes	1925-26		Ty Cobb	1927		Jerry Lumpe	1962
	Al Simmons	1925						

Athletics Year-By-Year Batting Leaders, continued

2002	Chavez	34
	Tejada	34
2003	Chavez	29
2004	Chavez	29
2005	Chavez	27
2006	Thomas	39
2007	Cust	26
2008	Cust	33
2009	Cust	25
2010	Kouzmanoff	16
2011	Willingham	29
2012	Reddick	32
2013	Moss	30
2014	Donaldson	29
2015	Reddick	20

Runs Batted In

1901	Lajoie	125
1902	Cross	108
1903	Cross	90
1904	Murphy	77
1905	Davis	83
1906	Davis	96
1907	Davis	87
1908	Murphy	66
1909	Baker	85
1910	Collins	81
1911	Baker	115
1912	Baker	130
1913	Baker	117
1914	McInnis	95
1915	Lajoie	61
1916	McInnis	60
1917	Bodie	74
1918	Burns	70
1919	Walker	64
1920	Walker	82
1921	Walker	101
1922	Walker	99
1923	Hauser	94
1924	Hauser	115
1925	Simmons	129
1926	Simmons	109
1927	Simmons	108
1928	Simmons	107
1929	Simmons	157
1930	Simmons	165
1931	Simmons	128
1932	Foxx	169
1933	Foxx	163
1934	Foxx	130
1935	Foxx	115
1936	Johnson	121
1937	Johnson	108
1938	Johnson	113
1939	Johnson	114
1940	Johnson	103
1941	Johnson	107
1942	Johnson	80
1943	Estalella	63
1944	Hayes	78
1945	Kell	56
1946	Chapman	67
1947	Chapman	83
1948	Majeski	120

1949	Chapman	108
1950	Chapman	95
1951	Zernial	125
1952	Zernial	100
1953	Zernial	108
1954	Zernial	62
1955	Zernial	84
1956	Simpson	105
1957	Zernial	69
1958	Cerv	104
1959	Cerv	87
1960	Siebern	69
1961	Siebern	98
1962	Siebern	117
1963	Siebern	83
1964	Colavito	102
1965	Harrelson	66
1966	Green	62
1967	Monday	58
1968	Jackson	74
1969	Jackson	118
1970	Bando	75
1971	Bando	94
1972	Bando	77
1973	Jackson	117
1974	Bando	103
1975	Jackson	104
1976	Rudi	94
1977	Page	75
1978	Page	70
1979	Revering	77
1980	Armas	109
1981	Armas	76
1982	Murphy	94
1983	Murphy	75
1984	Kingman	118
1985	Kingman	91
1986	Canseco	117
1987	McGwire	118
1988	Canseco	124
1989	Parker	97
1990	McGwire	108
1991	Canseco	122
1992	McGwire	104
1993	Sierra	101
1994	Sierra	92
1995	McGwire	90
1996	McGwire	113
1997	McGwire	81
	Giambi	81
1998	Giambi	110
1999	Giambi	123
2000	Giambi	137
2001	Giambi	120
2002	Tejada	131
2003	Tejada	106
2004	Durazo	88
2005	Chavez	101
2006	Thomas	114
2007	Cust	82
2008	Cust	77
2009	Suzuki	88
2010	Suzuki	71
	Kouzmanoff	71
2011	Willingham	98

2012	Reddick	85
2013	Donaldson	93
2014	Donaldson	98
2015	Reddick	77

Slugging Percentage

1901	Lajoie	.635
1902	Seybold	.503
1903	Seybold	.462
1904	Davis	.511
1905	Davis	.422
1906	Davis	.459
1907	Davis	.399
1908	Collins	.379
1909	Collins	.449
1910	Murphy	.436
1911	Baker	.502
1912	Baker	.541
1913	Baker	.492
1914	Collins	.452
1915	Strunk	.427
1916	Strunk	.421
1917	Bodie	.418
1918	Burns	.467
1919	Walker	.450
1920	Dugan	.442
1921	Walker	.504
1922	Miller	.553
1923	Hauser	.473
1924	Hauser	.516
1925	Simmons	.596
1926	Simmons	.566
1927	Simmons	.645
1928	Simmons	.558
1929	Simmons	.642
1930	Simmons	.708
1931	Simmons	.641
1932	Foxx	.749
1933	Foxx	.703
1934	Foxx	.653
1935	Foxx	.636
1936	Johnson	.525
1937	Johnson	.556
1938	Johnson	.552
1939	Johnson	.553
1940	Johnson	.514
1941	Chapman	.543
1942	Johnson	.451
1943	Siebert	.328
1944	Siebert	.423
1945	Estalella	.435
1946	Chapman	.429
1947	Fain	.423
1948	Majeski	.454
1949	Chapman	.455
1950	Lehner	.436
1951	Zernial	.525
1952	Zernial	.452
1953	Zernial	.559
1954	Finigan	.421
1955	Zernial	.508
1956	Simpson	.490
1957	Zernial	.471
1958	Cerv	.592
1959	Cerv	.479

1960	Siebern	.471
1961	Siebern	.475
1962	Siebern	.495
1963	Siebern	.410
1964	Colavito	.507
1965	Harrelson	.429
1966	Campaneris	.369
1967	Monday	.419
1968	Jackson	.452
1969	Jackson	.608
1970	Mincher	.460
1971	Jackson	.508
1972	Epstein	.490
1973	Jackson	.531
1974	Jackson	.514
1975	Jackson	.511
1976	Tenace	.458
1977	Page	.521
1978	Page	.459
1979	Revering	.483
1980	Armas	.500
1981	Armas	.480
1982	Armas	.433
1983	Lopes	.423
1984	Kingman	.505
1985	Davis	.484
1986	Canseco	.457
1987	McGwire	.618
1988	Canseco	.569
1989	McGwire	.467
1990	R. Henderson	.577
1991	Canseco	.556
1992	McGwire	.585
1993	R. Henderson	.553
1994	Berroa	.485
1995	McGwire	.685
1996	McGwire	.730
1997	Giambi	.495
1998	Stairs	.511
1999	Jaha	.556
2000	Giambi	.647
2001	Giambi	.660
2002	Chavez	.513
2003	Chavez	.514
2004	Durazo	.523
2005	Chavez	.466
2006	Thomas	.545
2007	Cust	.504
2008	Cust	.476
2009	Suzuki	.421
2010	Barton	.405
2011	Willingham	.477
2012	Céspedes	.505
2013	Moss	.522
2014	Donaldson	.456
2015	Reddick	.449

Walks

1901	Seybold	40
1902	Hartsel	87
1903	Pickering	53
1904	Hartsel	75
1905	Hartsel	121
1906	Hartsel	88
1907	Hartsel	106

1908 Hartsel	93	1973 Tenace.....	101	1932 Foxx	96	1997 Canseco	122
1909 Collins	62	1974 Tenace	110	1933 Foxx	93	1998 Grieve	123
1910 Hartsel	58	1975 Tenace.....	106	1934 Foxx	75	1999 Jaha	129
1911 Collins	62	1976 Tenace.....	81	1935 Foxx	99	2000 Grieve	130
1912 Collins	101	1977 Gross.....	86	1936 Johnson.....	71	2001 Long	103
1913 Collins	85	1978 Page	53	1937 Peters	59	2002 Chavez	119
1914 Collins	97	1979 Murphy	83	1938 Chapman	94	2003 Durazo	105
1915 Schang	66	1980 Henderson	117	1939 Nagel.....	86	2004 Crosby.....	141
1916 Strunk	66	1981 Murphy	73	1940 Chapman	96	2005 Chavez	129
1917 Strunk	68	1982 Henderson	116	1941 Johnson.....	75	2006 Swisher	152
1918 Jamieson	54	1983 Henderson	103	1942 Johnson.....	61	2007 Cust	164
1919 Witt	46	1984 Henderson	88	1943 White.....	51	2008 Cust	197
1920 Dykes	52	1985 Murphy	84	1944 Estalella	60	2009 Cust	185
1921 Witt	77	1986 Phillips.....	76	1945 Estalella	46	2010 Cust	127
1922 Walker	61	1987 McGwire	71	1946 Chapman	66	2011 Willingham	150
1923 Hauser	94	1988 Canseco	78	1947 Joost	110	2012 Reddick	151
1924 Hauser	56	1989 McGwire	83	1948 Joost	87	2013 Moss	140
1925 Bishop	87	1990 McGwire	110	1949 Joost	80	2014 Moss	153
1926 Bishop	116	1991 R. Henderson	98	1950 Chapman	79	2015 Lawrie	144
1927 Bishop	105	1992 R. Henderson	95	1951 Zernial	99		
1928 Bishop	97	1993 R. Henderson	85	1952 Joost	94	Stolen Bases	
1929 Bishop	128	1994 Henderson	72	1953 Zernial	79	1901 Fultz	36
1930 Bishop	128	1995 McGwire	88	1954 Finigan	66	1902 Hartsel	47
1931 Bishop	112	1996 McGwire	116	1955 Zernial	90	1903 Pickering	40
1932 Foxx	116	1997 McGwire	58	1956 Simpson	82	1904 Murphy	22
1933 Bishop	106	1998 Henderson	118	1957 Zernial	84	1905 Hoffman	46
Cochrane.....	106	1999 Giambi	105	1958 DeMaestri	84	1906 Hartsel	31
1934 Foxx	111	2000 Giambi	137	1959 Cerv	87	1907 Oldring	29
1935 Foxx	114	2001 Giambi	129	1960 Williams	68	1908 Davis	20
1936 Johnson.....	88	2002 Justice	70	Siebern	68	1909 Collins	67
1937 Johnson.....	98	2003 Durazo	100	1961 Siebern	91	1910 Collins	81
1938 Werber	93	2004 Chavez	95	1962 Cimoli	89	1911 Collins	38
1939 Johnson.....	99	2005 Chavez	58	1963 Siebern	82	Baker	38
1940 Johnson.....	83	2006 Swisher	97	1964 Mathews	143	1912 Collins	63
1941 Johnson.....	95	2007 Cust	105	1965 Harrelson	112	1913 Collins	54
McCoy	95	2008 Cust	111	1966 Green	101	1914 Collins	58
1942 Johnson.....	82	2009 Cust	93	1967 Monday	107	1915 Walsh	22
1943 White.....	61	2010 Barton	110	1968 Jackson	171	1916 Walsh	27
1944 Siebert	62	2011 Matsui	56	1969 Jackson	142	1917 McInnis	18
1945 Estalella	74	Willingham	56	1970 Jackson	135	1918 Kopp	22
1946 McQuinn	64	2012 Reddick	55	1971 Jackson	161	1919 Kopp	16
1947 Joost	114	2013 Donaldson	76	1972 Jackson	125	1920 Walker	9
1948 Joost	119	2014 Donaldson	76	1973 Jackson	116	1921 Witt	16
1949 Joost	149	2015 Vogt.....	56	1974 Jackson	105	1922 Miller	10
1950 Fain	133			Tenace.....	105	Galloway	10
1951 Joost	106	Strikeouts		1975 Jackson	133	1923 Mathews	16
1952 Joost	122	1913 Murphy	44	1976 North	95	1924 Simmons	16
1953 Robinson	63	Schang	44	1977 Gross.....	84	1925 Galloway	16
1954 Finigan	64	1914 Murphy	46	1978 Page	95	1926 Simmons	10
1955 Finigan	61	1915 Walsh	64	1979 Page	93	1927 Cobb	22
1956 Lopez	63	1916 Witt	71	1980 Armas	123	1928 Miller	10
1957 Lopez	41	1917 Grover	53	1981 Armas	115	1929 Miller	24
1958 Tuttle	74	1918 Dugan	55	1982 Armas	128	1930 Miller	13
1959 Maris	58	Kopp	55	1983 Murphy	105	1931 Miller	5
1960 Siebern	72	1919 Thomas	52	1984 Kingman	119	1932 McNair	8
1961 Howser	92	1920 Dykes	73	1985 Murphy	123	Dykes	8
1962 Siebern	110	1921 Dykes	75	1986 Canseco	175	1933 Johnson.....	8
1963 Siebern	79	1922 Dykes	98	1987 Canseco	157	Cochrane.....	8
1964 Causey	88	1923 Hauser	52	1988 Canseco	128	1934 Johnson.....	12
1965 Harrelson	66	1924 Simmons	60	1989 D. Henderson	131	1935 Warstler	8
1966 Hershberger	47	1925 Dykes	49	1990 Canseco	158	1936 Newsome	13
1967 Gosger	53	1926 Simmons	49	1991 Canseco	152	1937 Werber	35
1968 Monday	72	1927 Hale	32	1992 McGwire	105	1938 Werber	19
1969 Jackson	114	1928 Hauser	45	1993 D. Henderson	113	1939 Johnson.....	15
1970 Bando	118	1929 Foxx	70	1994 Javier	76	1940 Hayes	9
1971 Bando	86	1930 Foxx	66	1995 Berroa	98	1941 Chapman.....	6
1972 Epstein	68	1931 Foxx	84	1996 Berroa	122	Johnson	6

Athletics Year-By-Year Batting Leaders, continued

1942 Valo 13	1961 Howser 37	1982 Henderson ... 130	2002 Chavez 8
1943 Welaj 12	1962 Charles 20	1983 Henderson ... 108	2003 Byrnes 10
White 12	1963 Tartabull 16	1984 Henderson ... 66	Tejada 10
1944 Garrison 10	1964 Charles 12	1985 Collins 29	2004 Byrnes 17
1945 Peck 5	1965 Campaneris ... 51	1986 Griffin 33	2005 Kendall 8
1946 Valo 9	1966 Campaneris ... 52	1987 Polonia 29	2006 Kendall 11
1947 Valo 11	1967 Campaneris ... 55	1988 Canseco 40	2007 Stewart 11
1948 Fain 10	1968 Campaneris ... 62	1989 R. Henderson . 52	2008 Davis 25
Valo 10	1969 Campaneris ... 62	1990 R. Henderson . 65	2009 Davis 41
1949 Valo 14	1970 Campaneris ... 42	1991 R. Henderson . 58	2010 Davis 50
1950 Valo 12	1971 Campaneris ... 34	1992 R. Henderson . 48	2011 Crisp 49
1951 Valo 11	1972 Campaneris ... 52	1993 R. Henderson . 31	Crisp 39
1952 Valo 12	1973 North 53	1994 Javier 24	2012 Crisp 21
1953 Philley 13	1974 North 54	1995 Javier 36	2013 Crisp 21
1954 Jacobs 17	1975 Washington ... 40	1996 Battle 10	2014 Gentry 20
1955 Valo 5	1976 North 75	1997 McDonald 13	2015 Burns 26
1956 Pilarcik 9	1977 Page 42	1998 Henderson ... 66	
1957 Martin 7	1978 Dilone 50	1999 Phillips 11	Bold denotes tied or led league
1958 Tuttle 7	1979 Henderson 33	Velarde 11	
1959 Tuttle 10	1980 Henderson ... 100	2000 Velarde 9	
1960 Snyder 7	1981 Henderson ... 56	2001 Damon 27	

ATHLETICS YEAR-BY-YEAR PITCHING LEADERS

Wins	1937 Kelley 13	1971 Blue 24	2006 Blanton 16
1901 Fraser 20	1938 Caster 16	1972 Hunter 21	Zito 16
1902 Waddell 24	1939 Nelson 10	1973 Holtzman 21	2007 Haren 15
1903 Plank 23	1940 Babich 14	Hunter 21	2008 Duchscherer ... 10
1904 Plank 26	1941 Knott 13	1974 Hunter 25	2009 Anderson 11
1905 Waddell 26	1942 Marchildon ... 17	1975 Blue 22	2010 Cahill 18
1906 Plank 19	1943 Flores 12	1976 Blue 18	2011 Gonzalez 16
1907 Plank 24	1944 Christopher ... 14	1977 Blue 14	2012 Milone 13
1908 Vickers 18	1945 Christopher ... 13	1978 Johnson 11	Parker 13
1909 Plank 19	1946 Marchildon ... 13	1979 Langford 12	2013 Colón 18
1910 Coombs 31	1947 Marchildon ... 19	1980 Norris 22	2014 Kazmir 15
1911 Coombs 28	1948 Fowler 15	1981 McCatty 14	2015 Gray 14
1912 Plank 26	1949 Kellner 20	1982 Langford 11	
1913 Bender 21	1950 Hooper 15	Keough 11	Losses
1914 Bender 17	1951 Shantz 18	1983 Codiroli 12	1901 Fraser 15
Bush 17	1952 Shantz 24	1984 Burris 13	1902 Plank 15
1915 Wyckoff 10	1953 Kellner 11	1985 Codiroli 14	1903 Plank 16
1916 Bush 15	Byrd 11	1986 Young 13	Waddell 16
1917 Bush 11	1954 Portocarrero ... 9	1987 Stewart 20	1904 Plank 17
1918 Perry 21	1955 Ditmar 12	1988 Stewart 21	Waddell 17
1919 Johnson 9	1956 Ditmar 12	1989 Stewart 21	Henley 17
Kinney 9	1957 Trucks 9	1990 Welch 27	1905 Plank 12
1920 Perry 11	Morgan 9	1991 Moore 17	Henley 12
1921 Rommel 16	1958 Garver 12	1992 Moore 17	1906 Waddell 16
1922 Rommel 27	1959 Daley 16	1993 Witt 14	1907 Plank 16
1923 Rommel 18	1960 Daley 16	1994 Darling 10	1908 Vickers 19
1924 Rommel 18	1961 Bass 11	1995 Stottlemire ... 14	1909 Morgan 11
1925 Rommel 21	1962 Rakow 14	1996 Wasdin 8	Coombs 11
1926 Grove 13	1963 Wickersham ... 12	1997 Small 9	1910 Morgan 12
1927 Grove 20	Pena 12	1998 Rogers 16	1911 Coombs 12
1928 Grove 24	1964 Pena 12	1999 Heredia 13	1912 Brown 11
1929 Earnshaw 24	1965 Sheldon 10	2000 Hudson 20	1913 Brown 11
1930 Grove 28	Talbot 10	2001 Mulder 21	1914 Bush 12
1931 Grove 31	1966 Krausse 14	2002 Zito 23	1915 Wyckoff 22
1932 Grove 25	1967 Hunter 13	2003 Hudson 16	1916 Bush 24
1933 Grove 24	1968 Odom 16	2004 Mulder 17	1917 Bush 17
1934 Marcum 14	1969 Odom 15	2005 Haren 14	1918 Perry 19
1935 Marcum 17	Dobson 15	Zito 14	1919 Naylor 18
1936 Kelley 15	1970 Hunter 18		1920 Perry 25

1921 Rommel	23	1979 Keough	17	1928 Grove	2.57	1995 Ontiveros	4.37
1922 Harriss	20	1980 Kingman	20	1929 Grove	2.82	1996 Prieto	4.15
1923 Rommel	19	1981 Langford	10	1930 Grove	2.54	1997 Haynes	4.42
1924 Rommel	15	1982 Keough	18	1931 Grove	2.05	1998 Rogers	3.17
1925 Walberg	14	1983 Codiroli	12	1932 Grove	2.84	1999 Hudson	3.23
1926 Grove	13	1984 McCatty	14	1933 Grove	3.21	2000 Heredia	4.12
1927 Grove	13	1985 Codiroli	14	1934 Cain	4.40	2001 Hudson	3.37
1928 Walberg	12	1986 Rijo	11	1935 Marcum	4.07	2002 Zito	2.75
1929 Walberg	11	1987 Stewart	13	1936 Kelley	3.87	2003 Hudson	2.70
1930 Earnshaw	13	1988 Stewart	12	1937 Smith	3.93	2004 Hudson	3.53
1931 Walberg	12	1989 Moore	11	1938 Caster	4.36	2005 Blanton	3.53
1932 Earnshaw	13	1990 Moore	15	1939 Nelson	4.77	2006 Zito	3.83
Mahaffey	13	1991 Welch	13	1940 Babich	3.73	2007 Haren	3.07
1933 Walberg	13	1992 Moore	12	1941 Marchildon	3.57	2008 Smith	4.16
1934 Cain	17	1993 Witt	13	1942 Wolff	3.32	2009 Anderson	4.06
1935 Dietrich	13	1994 Darling	11	1943 Flores	3.12	2010 Cahill	2.97
1936 Rhodes	20	1995 Van Poppel	8	1944 Newsom	2.82	2011 Gonzalez	3.12
1937 Kelley	21	1996 Johns	12	1945 Christopher	3.17	2012 Parker	3.47
1938 Caster	20	1997 Karsay	12	1946 Flores	2.32	2013 Colón	2.65
1939 Ross	14	1998 Candiotti	16	1947 Fowler	2.81	2014 Gray	3.08
1940 Caster	19	1999 Haynes	12	1948 Fowler	3.78	2015 Gray	2.73
1941 Marchildon	15	2000 Appier	11	1949 Fowler	3.74		
1942 Wolff	15	Heredia	11	1950 Brissie	4.02		
Harris	15	2001 Hudson	9	1951 Shantz	3.95	Games	
1943 Harris	21	2002 Lidle	10	1952 Shantz	2.48	1901 Fraser	40
1944 Newsom	15	2003 Zito	12	1953 Fricano	3.88	1902 Plank	36
1945 Newsom	20	2004 Redman	12	1954 Portocarrero	4.06	1903 Plank	43
1946 Marchildon	16	2005 Zito	13	1955 Kellner	4.20	1904 Waddell	46
Knerr	16	2006 Haren	13	1956 Gorman	3.84	1905 Waddell	46
Fowler	16	2007 Gaudin	13	1957 Trucks	3.03	1906 Waddell	43
1947 Flores	13	2008 Smith	16	1958 Herbert	3.50	1907 Waddell	44
1948 Marchildon	15	2009 Cahill	13	1959 Daley	3.17	1908 Vickers	53
1949 Coleman	14	2010 Braden	14	1960 Herbert	3.27	1909 Plank	34
1950 Kellner	20	2011 Cahill	14	1961 Archer	3.20	Bender	34
1951 Kellner	14	2012 Ross	11	1962 Rakow	4.25	1910 Coombs	45
1952 Byrd	15	2013 Griffin	10	1963 Drabowsky	3.05	1911 Coombs	47
Hooper	15	2014 Gray	10	1964 Pena	4.44	1912 Coombs	40
1953 Byrd	20	2015 Chavez	15	1965 O'Donoghue	4.14	1913 Bender	48
1954 Portocarrero	18			1966 Krausse	2.98	1914 Bush	38
1955 Ditmar	12			1967 Hunter	2.80	Shawkey	38
1956 Ditmar	22	ERA		1968 Nash	2.28	1915 Wyckoff	43
1957 Garver	13	1901 Plank	3.31	1969 Odom	2.92	1916 Myers	44
1958 Terry	13	1902 Waddell	2.05	1970 Segui	2.56	1917 Myers	38
1959 Daley	13	1903 Plank	2.38	1971 Blue	1.82	1918 Perry	44
Garver	13	1904 Waddell	1.62	1972 Hunter	2.04	1919 Kinney	43
1960 Daley	16	1905 Waddell	1.48	1973 Holtzman	2.97	1920 Perry	42
1961 Archer	15	1906 Waddell	2.21	1974 Hunter	2.49	Naylor	42
1962 Rakow	17	1907 Bender	2.05	1975 Blue	3.01	1921 Rommel	46
1963 Pena	20	1908 Coombs	2.00	1976 Blue	2.35	1922 Rommel	51
1964 Segui	17	1909 Krause	1.39	1977 Blue	3.83	1923 Rommel	56
1965 O'Donoghue	18	1910 Coombs	1.30	1978 Keough	3.24	1924 Rommel	43
1966 Hunter	11	1911 Plank	2.10	1979 McCatty	4.22	1925 Walberg	53
1967 Hunter	17	1912 Plank	2.21	1980 Norris	2.53	1926 Pate	47
Nash	17	1913 Bender	2.21	1981 McCatty	2.32	1927 Grove	51
Krausse	17	1914 Bender	2.26	1982 McCatty	3.99	1928 Rommel	43
1968 Dobson	14	1915 Wyckoff	3.52	1983 Krueger	3.61	1929 Earnshaw	44
1969 Hunter	15	1916 Bush	2.57	1984 Burris	3.15	1930 Grove	50
1970 Dobson	15	1917 Bush	2.47	1985 Sutton	3.89	1931 Walberg	44
1971 Odom	12	1918 Perry	1.98	1986 Haas	2.74	1932 Grove	44
1972 Holtzman	11	1919 Naylor	3.34	1987 Stewart	3.68	1933 Grove	45
1973 Holtzman	13	1920 Rommel	2.84	1988 Stewart	3.23	1934 Cascarella	42
1974 Holtzman	17	1921 Rommel	3.95	1989 Moore	2.61	1935 Dietrich	43
1975 Holtzman	14	1922 Rommel	3.28	1990 Stewart	2.56	1936 Kelley	35
1976 Blue	13	1923 Rommel	3.27	1991 Moore	2.96	Rhodes	35
1977 Langford	19	1924 Baumgartner	2.88	1992 Welch	3.27	1937 Kelley	41
Blue	19	1925 Gray	3.39	1993 Witt	4.29	1938 Smith	43
1978 Keough	15	1926 Grove	2.51	1994 Ontiveros	2.65	1939 Dean	54
		1927 Quinn	3.18			1940 Heusser	41

Athletics Year-By-Year Pitching Leaders, continued

1941 Ferrick.....	36	2001 Tam.....	70	1944 Newsom.....	33	2001 Hudson.....	35
1942 Marchildon.....	38	2002 Koch.....	84	1945 Newsom.....	34	Zito.....	35
1943 Wolff.....	41	2003 Bradford.....	72	1946 Marchildon.....	29	2002 Zito.....	35
1944 Berry.....	53	Foulke.....	72	1947 Marchildon.....	35	2003 Zito.....	35
1945 Berry.....	52	2004 Bradford.....	68	1948 Marchildon.....	30	2004 Zito.....	34
1946 Savage.....	40	2005 Rincon.....	67	1949 Coleman.....	30	2005 Zito.....	35
1947 Christopher.....	44	Street.....	67	1950 Brissie.....	31	2006 Haren.....	34
Savage.....	44	2006 Calero.....	70	1951 Kellner.....	29	Zito.....	34
1948 Harris.....	45	2007 Embree.....	68	1952 Shantz.....	33	2007 Blanton.....	34
1949 Kellner.....	38	2008 Embree.....	70	Kellner.....	33	Gaudin.....	34
Scheib.....	38	2009 Wuertz.....	74	1953 Byrd.....	37	Haren.....	34
1950 Brissie.....	46	2010 Breslow.....	75	1954 Portocarrero.....	33	2008 Smith.....	32
1951 Scheib.....	46	2011 Breslow.....	67	1955 Kellner.....	24	2009 Cahill.....	32
1952 Hooper.....	43	Fuentes.....	67	1956 Dittmar.....	34	2010 Gonzalez.....	33
1953 Martin.....	58	2012 Balfour.....	75	1957 Garver.....	23	2011 Cahill.....	34
1954 Burtshy.....	38	2013 Cook.....	71	1958 Terry.....	33	2012 Milone.....	31
1955 Gorman.....	57	2014 Gregerson.....	72	1959 Garver.....	30	2013 Griffin.....	32
1956 Crimian.....	54	Otero.....	72	1960 Daley.....	35	Parker.....	32
1957 Trucks.....	48	2015 Abad.....	62	1961 Archer.....	27	2014 Gray.....	33
1958 Gorman.....	50			1962 Rakow.....	35	2015 Gray.....	31
1959 Grim.....	40	Games Started		1963 Wickersham.....	33		
1960 Kutyna.....	51	1901 Fraser.....	37	1964 Segui.....	35	Complete Games	
1961 Kunkel.....	58	1902 Plank.....	32	1965 Talbot.....	33	1901 Fraser.....	35
1962 Wyatt.....	59	1903 Plank.....	40	1966 Hunter.....	25	1902 Plank.....	31
1963 Wyatt.....	63	1904 Waddell.....	46	1967 Hunter.....	35	1903 Waddell.....	34
1964 Wyatt.....	81	1905 Plank.....	41	1968 Dobson.....	34	1904 Waddell.....	39
1965 Dickson.....	68	1906 Waddell.....	34	Hunter.....	34	1905 Plank.....	35
1966 Aker.....	66	1907 Plank.....	40	1969 Dobson.....	35	1906 Bender.....	24
1967 Aker.....	57	1908 Vickers.....	33	Hunter.....	35	1907 Plank.....	33
1968 Aker.....	54	1909 Plank.....	33	1970 Hunter.....	40	1908 Vickers.....	21
1969 Lindblad.....	60	1910 Coombs.....	38	Dobson.....	40	Plank.....	21
Fingers.....	60	1911 Coombs.....	40	1971 Blue.....	39	1909 Plank.....	24
1970 Grant.....	72	1912 Coombs.....	32	1972 Hunter.....	37	Bender.....	24
1971 Fingers.....	48	1913 Brown.....	35	1973 Holtzman.....	40	1910 Coombs.....	35
1972 Fingers.....	65	1914 Shawkey.....	31	1974 Hunter.....	41	1911 Coombs.....	26
1973 Fingers.....	62	1915 Wyckoff.....	34	1975 Holtzman.....	38	1912 Plank.....	24
1974 Fingers.....	76	1916 Myers.....	35	Blue.....	38	1913 Plank.....	18
1975 Fingers.....	75	1917 Bush.....	31	1976 Torrez.....	39	1914 Shawkey.....	18
1976 Fingers.....	70	1918 Pery.....	36	1977 Blue.....	38	1915 Wyckoff.....	20
1977 Lacey.....	64	1919 Johnson.....	25	1978 Keough.....	32	1916 Myers.....	31
1978 Lacey.....	74	1920 Naylor.....	36	1979 Langford.....	29	1917 Bush.....	17
1979 Heaverlo.....	62	1921 Rommel.....	32	1980 Langford.....	33	1918 Pery.....	30
1980 Lacey.....	47	1922 Rommel.....	33	Norris.....	33	1919 Naylor.....	17
1981 Jones.....	33	1923 Hasty.....	36	1981 Langford.....	24	1920 Perry.....	20
1982 Underwood.....	56	1924 Rommel.....	34	1982 Keough.....	34	Naylor.....	20
1983 Underwood.....	51	1925 Harriss.....	33	1983 Codiroli.....	31	1921 Rommel.....	20
1984 Caudill.....	68	1926 Grove.....	33	1984 McCatty.....	30	1922 Rommel.....	22
1985 Howell.....	63	1927 Walberg.....	34	1985 Codiroli.....	37	1923 Rommel.....	19
1986 Ontiveros.....	46	1928 Grove.....	31	1986 Young.....	27	1924 Rommel.....	21
1987 Eckersley.....	54	1929 Grove.....	37	1987 Stewart.....	37	1925 Harriss.....	15
Nelson.....	54	1930 Earnshaw.....	39	1988 Stewart.....	37	1926 Grove.....	20
1988 Eckersley.....	60	1931 Walberg.....	35	1989 Stewart.....	36	1927 Walberg.....	15
1989 Honeycutt.....	64	1932 Walberg.....	34	1990 Stewart.....	36	1928 Grove.....	24
1990 Eckersley.....	63	1933 Cain.....	32	1991 Stewart.....	35	1929 Grove.....	21
1991 Eckersley.....	67	1934 Cain.....	32	Welch.....	35	1930 Grove.....	22
1992 Eckersley.....	69	1935 Marcum.....	27	1992 Moore.....	36	1931 Grove.....	27
1993 Eckersley.....	64	1936 Rhodes.....	28	1993 Witt.....	33	1932 Grove.....	27
1994 Eckersley.....	45	1937 Caster.....	33	1994 Darling.....	25	1933 Grove.....	21
1995 Eckersley.....	52	1938 Caster.....	40	1995 Stottlemire.....	31	1934 Marcum.....	17
1996 Groom.....	72	1939 Ross.....	28	1996 Wengert.....	25	1935 Marcum.....	19
Mohler.....	72	1940 Babich.....	30	1997 Karsay.....	24	1936 Kelley.....	20
1997 Groom.....	78	1941 Marchildon.....	27	1998 Rogers.....	34	1937 Caster.....	19
1998 Groom.....	75	1942 Marchildon.....	31	1999 Heredia.....	33	1938 Caster.....	20
1999 Groom.....	76	1943 Flores.....	27	2000 Heredia.....	32	1939 Nelson.....	12
2000 Tam.....	72	Harris.....	27	Hudson.....	32	1940 Babich.....	16

1941 Marchildon..... 14	2001 Mulder..... 6	2012 Balfour..... 24	1962 Rakow..... 235
1942 Marchildon..... 18	2002 Hudson..... 4	2013 Balfour..... 38	1963 Wickersham..... 238
1943 Harris..... 15	2003 Mulder..... 9	2014 Doolittle..... 22	1964 Pena..... 219
1944 Newsom..... 18	2004 Mulder..... 5	2015 Clippard..... 17	1965 Talbot..... 198
1945 Christopher..... 17	2005 Haren..... 3		1966 Krausse..... 178
1946 Marchildon..... 16	2006 Haren..... 2	Innings Pitched	1967 Hunter..... 260
1947 Marchildon..... 21	Loaiza..... 2	1901 Fraser..... 331	1968 Hunter..... 234
1948 Fowler..... 16	2007 Blanton..... 3	1902 Plank..... 300	1969 Hunter..... 247
1949 Kellner..... 19	2008 Smith..... 2	1903 Plank..... 336	1970 Dobson..... 267
1950 Kellner..... 15	2009 Anderson..... 1	1904 Waddell..... 383	1971 Blue..... 213
Brissie..... 15	Tomko..... 1	1905 Plank..... 347	1972 Hunter..... 295
1951 Shantz..... 13	2010 Braden..... 5	1906 Waddell..... 273	1973 Holtzman..... 297
1952 Shantz..... 27	2011 McCarthy..... 5	1907 Plank..... 344	1974 Hunter..... 318
1953 Kellner..... 14	2012 Milone..... 1	1908 Vickers..... 300	1975 Blue..... 278
1954 Portocarrero..... 16	2013 Colón..... 3	1909 Plank..... 275	1976 Blue..... 298
1955 Ditmar..... 7	2014 Gray..... 2	1910 Coombs..... 353	1977 Blue..... 279.2
1956 Ditmar..... 14	Kazmir..... 2	1911 Coombs..... 337	1978 Keough..... 197.1
1957 Garver..... 6	Samardzija..... 2	1912 Coombs..... 262	1979 Langford..... 219.0
1958 Garver..... 10	2015 Gray..... 3	1913 Bender..... 237	1980 Langford..... 290.0
1959 Daley..... 12		1914 Shawkey..... 237	1981 Langford..... 195.1
1960 Herbert..... 14	Saves	1915 Wyckoff..... 276	1982 Langford..... 237.1
1961 Archer..... 9	1969 Fingers..... 12	1916 Myers..... 315	1983 Codiroli..... 205.2
1962 Rakow..... 11	1970 Grant..... 24	1917 Bush..... 233	1984 Burris..... 211.2
1963 Drabowsky..... 9	1971 Fingers..... 17	1918 Perry..... 332	1985 Codiroli..... 226.0
Pena..... 9	1972 Fingers..... 21	1919 Naylor..... 205	1986 Young..... 198.0
1964 Pena..... 5	1973 Fingers..... 22	1920 Perry..... 264	1987 Stewart..... 261.1
1965 Segui..... 5	1974 Fingers..... 18	1921 Rommel..... 285	1988 Stewart..... 275.2
1966 Nash..... 5	1975 Fingers..... 24	1922 Rommel..... 294	1989 Stewart..... 257.2
1967 Hunter..... 13	1976 Fingers..... 20	1923 Rommel..... 298	1990 Stewart..... 267.0
1968 Nash..... 12	1977 Bair..... 7	1924 Rommel..... 278	1991 Stewart..... 226.0
1969 Dobson..... 11	Lacey..... 7	1925 Rommel..... 261	1992 Moore..... 223.0
1970 Dobson..... 13	1978 Sosa..... 14	1926 Grove..... 258	1993 Witt..... 220.0
1971 Blue..... 24	1979 Heaverlo..... 9	1927 Grove..... 262	1994 Darling..... 160.0
1972 Holtzman..... 16	1980 Lacey..... 6	1928 Grove..... 262	1995 Stottlemyre..... 209.2
Hunter..... 16	1981 Beard..... 3	1929 Grove..... 275	1996 Wengert..... 161.1
1973 Holtzman..... 16	Jones..... 3	1930 Earnshaw..... 296	1997 Wengert..... 134.0
1974 Hunter..... 23	1982 Beard..... 11	1931 Walberg..... 291	1998 Rogers..... 238.2
1975 Holtzman..... 13	1983 Beard..... 10	1932 Grove..... 292	1999 Heredia..... 200.1
Blue..... 13	1984 Caudill..... 36	1933 Grove..... 275	2000 Hudson..... 202.1
1976 Blue..... 20	1985 Howell..... 29	1934 Marcum..... 232	2001 Hudson..... 235.0
1977 Blue..... 16	1986 Howell..... 16	1935 Marcum..... 243	2002 Hudson..... 238.1
1978 Johnson..... 7	1987 Eckersley..... 16	1936 Kelley..... 235	2003 Hudson..... 240.0
1979 Langford..... 14	Howell..... 16	1937 Caster..... 232	2004 Mulder..... 225.2
1980 Langford..... 28	1988 Eckersley..... 45	1938 Caster..... 281	2005 Zito..... 228.1
1981 Langford..... 18	1989 Eckersley..... 33	1939 Nelson..... 198	2006 Haren..... 223.0
1982 Langford..... 15	1990 Eckersley..... 48	1940 Babich..... 229	2007 Blanton..... 230.0
1983 Codiroli..... 7	1991 Eckersley..... 43	1941 Marchildon..... 204	2008 Smith..... 190.1
1984 Burris..... 5	1992 Eckersley..... 51	1942 Marchildon..... 244	2009 Cahill..... 178.2
1985 Codiroli..... 4	1993 Eckersley..... 36	1943 Flores..... 231	2010 Gonzalez..... 200.2
1986 Andujar..... 7	1994 Eckersley..... 19	1944 Newsom..... 265	2011 Cahill..... 207.2
1987 Stewart..... 8	1995 Eckersley..... 29	1945 Newsom..... 257	2012 Milone..... 190.0
1988 Stewart..... 14	1996 Taylor..... 17	1946 Marchildon..... 227	2013 Griffin..... 200.0
1989 Stewart..... 8	1997 Taylor..... 23	1947 Marchildon..... 277	2014 Gray..... 219.0
1990 Stewart..... 11	1998 Taylor..... 33	1948 Marchildon..... 226	2015 Gray..... 208.0
1991 Welch..... 7	1999 Taylor..... 26	1949 Kellner..... 245	
1992 Darling..... 4	2000 Isringhausen..... 33	1950 Brissie..... 246	Strikeouts
1993 Witt..... 5	2001 Isringhausen..... 34	1951 Kellner..... 210	1901 Fraser..... 110
1994 Witt..... 5	2002 Koch..... 44	1952 Shantz..... 280	1902 Waddell..... 210
1995 Ontiveros..... 2	2003 Foulke..... 43	1953 Byrd..... 237	1903 Waddell..... 302
Stottlemyre..... 2	2004 Dotel..... 22	1954 Portocarrero..... 248	1904 Waddell..... 349
1996 Prieto..... 2	2005 Street..... 23	1955 Ditmar..... 175	1905 Waddell..... 287
1997 Oquist..... 1	2006 Street..... 37	1956 Ditmar..... 254	1906 Waddell..... 196
Wengert..... 1	2007 Embree..... 17	1957 Garver..... 145	1907 Waddell..... 232
1998 Rogers..... 7	2008 Street..... 18	1958 Terry..... 217	1908 Dygert..... 164
1999 Rogers..... 3	2009 Bailey..... 26	1959 Daley..... 216	1909 Bender..... 161
2000 Heredia..... 2	2010 Bailey..... 25	1960 Herbert..... 253	1910 Coombs..... 224
Hudson..... 2	2011 Bailey..... 24	1961 Archer..... 205	1911 Coombs..... 185

Athletics Year-By-Year Pitching Leaders, continued

1912 Coombs.....	120	1975 Blue.....	189	1920 Naylor.....	86	1983 Conroy.....	98
1913 Plank.....	151	1976 Blue.....	166	1921 Moore.....	122	1984 Burris.....	90
1914 Plank.....	110	1977 Blue.....	157	1922 Harriss.....	94	1985 Birtsas.....	91
1915 Wyckoff.....	157	1978 Keough.....	108	1923 Rommel.....	108	1986 Rijo.....	108
1916 Myers.....	182	1979 Langford.....	101	1924 Rommel.....	94	1987 Stewart.....	105
1917 Bush.....	121	1980 Norris.....	180	1925 Grove.....	131	1988 Stewart.....	110
1918 Perry.....	81	1981 McCatty.....	91	1926 Grove.....	101	1989 Moore.....	83
1919 Kinney.....	97	1982 Norris.....	83	1927 Walberg.....	91	1990 Moore.....	84
1920 Naylor.....	90	1983 Conroy.....	112	1928 Earnshaw.....	100	1991 Moore.....	105
1921 Harriss.....	92	1984 Burris.....	93	1929 Earnshaw.....	125	Stewart.....	105
1922 Harriss.....	102	1985 Codioli.....	111	1930 Earnshaw.....	139	1992 Moore.....	103
1923 Harriss.....	89	1986 Rijo.....	176	1931 Walberg.....	109	1993 Witt.....	91
1924 Rommel.....	72	1987 Stewart.....	205	1932 Walberg.....	103	1994 Van Poppel.....	89
1925 Grove.....	116	1988 Stewart.....	192	1933 Cain.....	137	1995 Stottlemyre.....	80
1926 Grove.....	194	1989 Moore.....	172	1934 Cain.....	128	1996 Johns.....	69
1927 Grove.....	174	1990 Stewart.....	166	1935 Dietrich.....	101	1997 Prieto.....	70
1928 Grove.....	183	1991 Moore.....	153	1936 Rhodes.....	102	1998 Haynes.....	88
1929 Grove.....	170	1992 Stewart.....	130	1937 Caster.....	107	1999 Haynes.....	80
1930 Grove.....	209	1993 Witt.....	131	1938 Caster.....	117	2000 Appier.....	102
1931 Grove.....	175	1994 Witt.....	111	1939 Ross.....	95	2001 Zito.....	80
1932 Grove.....	188	1995 Stottlemyre.....	205	1940 Babich.....	80	2002 Zito.....	78
1933 Grove.....	114	1996 Reyes.....	78	1941 Marchildon.....	118	2003 Zito.....	88
1934 Marcum.....	92	1997 Karsay.....	92	1942 Marchildon.....	140	2004 Mulder.....	83
1935 Marcum.....	99	1998 Rogers.....	138	1943 Black.....	110	2005 Zito.....	89
1936 Kelley.....	82	1999 Hudson.....	132	1944 Newsom.....	82	2006 Zito.....	99
1937 Caster.....	100	2000 Hudson.....	169	1945 Newsom.....	103	2007 Gaudin.....	100
1938 Caster.....	112	2001 Zito.....	205	1946 Marchildon.....	114	2008 Smith.....	87
1939 Nelson.....	75	2002 Zito.....	182	1947 Marchildon.....	141	2009 Cahill.....	72
1940 Babich.....	94	2003 Hudson.....	162	1948 Marchildon.....	131	2010 Gonzalez.....	92
1941 Marchildon.....	74	2004 Harden.....	167	1949 Kellner.....	129	2011 Gonzalez.....	91
1942 Marchildon.....	110	2005 Zito.....	171	1950 Brissie.....	117	2012 Parker.....	63
1943 Flores.....	113	2006 Haren.....	176	1951 Kellner.....	93	2013 Parker.....	63
1944 Newsom.....	142	2007 Haren.....	192	1952 Byrd.....	98	2014 Gray.....	74
1945 Newsom.....	127	2008 Eveland.....	118	1953 Byrd.....	115	2015 Gray.....	59
1946 Marchildon.....	95	2009 Anderson.....	150	1954 Portocarrero.....	114		
1947 Marchildon.....	128	2010 Gonzalez.....	171	1955 Ditmar.....	86		
1948 Brissie.....	127	2011 Gonzalez.....	197	1956 Ditmar.....	108		
1949 Brissie.....	118	2012 Parker.....	140	1957 Trucks.....	62		
1950 Brissie.....	101	2013 Griffin.....	171	1958 Garver.....	66		
1951 Kellner.....	94	2014 Gray.....	183	1959 Daley.....	62		
1952 Shantz.....	152	2015 Gray.....	169	Herbert.....	62		
1953 Byrd.....	122			1960 Daley.....	96		
1954 Portocarrero.....	132			1961 Walker.....	96		
1955 Ditmar.....	79	Walks		1962 Pfister.....	106		
1956 Ditmar.....	126	1901 Fraser.....	132	1963 Wickersham.....	79		
1957 Terry.....	80	1902 Husting.....	91	1964 Segui.....	94		
1958 Terry.....	134	1903 Waddell.....	85	1965 Talbot.....	86		
1959 Daley.....	125	1904 Waddell.....	91	1966 Hunter.....	64		
1960 Daley.....	126	1905 Waddell.....	90	1967 Nash.....	87		
1961 Archer.....	110	Bender.....	90	1968 Odom.....	98		
1962 Rakow.....	159	1906 Waddell.....	92	1969 Odom.....	112		
1963 Pena.....	128	1907 Plank.....	85	1970 Odom.....	100		
1964 Pena.....	184	Dygart.....	85	1971 Blue.....	88		
1965 Segui.....	119	1908 Dygert.....	97	1972 Odom.....	87		
1966 Hunter.....	103	1909 Coombs.....	73	1973 Blue.....	105		
1967 Hunter.....	196	1910 Morgan.....	117	1974 Blue.....	98		
1968 Hunter.....	172	1911 Coombs.....	119	1975 Holtzman.....	108		
1969 Odom.....	150	1912 Coombs.....	94	1976 Torrez.....	87		
Hunter.....	150	1913 Houck.....	122	1977 Blue.....	86		
1970 Hunter.....	178	1914 Wyckoff.....	103	1978 Keough.....	85		
1971 Blue.....	301	1915 Wyckoff.....	165	1979 Norris.....	94		
1972 Hunter.....	191	1916 Myers.....	168	1980 McCatty.....	99		
1973 Blue.....	158	1917 Bush.....	111	1981 Norris.....	63		
1974 Blue.....	174	1918 Perry.....	111	1982 Keough.....	101		
		1919 Kinney.....	91				

Bold denotes tied or led league

ATHLETICS HOME RUN HISTORY

20 OR MORE HOME RUNS IN A SEASON

NO.	PLAYER	YEAR	NO.	PLAYER	YEAR	NO.	PLAYER	YEAR
58	Jimmie Foxx	1932	29	Gus Zernial	1952		Jermaine Dye	2004
52	Mark McGwire	1996		Reggie Jackson	1968		Yoenis Céspedes	2012
49	Mark McGwire	1987		Sal Bando	1973	22	Al Simmons	1931
48	Jimmie Foxx	1933		Reggie Jackson	1974		Bob Johnson	1941
47	Reggie Jackson	1969		Gene Tenace	1975		Eddie Robinson	1953
44	Jimmie Foxx	1934		Eric Chavez	2003		Bert Campaneris	1970
	Jose Canseco	1991		Eric Chavez	2004		Sal Bando	1974
43	Jason Giambi	2000		Josh Willingham	2011		Joe Rudi	1974
42	Gus Zernial	1953		Josh Donaldson	2014		Gene Tenace	1976
	Jose Canseco	1988	28	Bob Johnson	1935		Wayne Gross	1977
	Mark McGwire	1992		Jim Gentile	1964		Jeff Newman	1979
39	Mark McGwire	1990		Tony Armas	1982		Tony Armas	1981
	Mark McGwire	1995		Rickey Henderson	1990		Mike Davis	1987
	Frank Thomas	2006		Ben Grieve	1999		Dave Parker	1989
38	Bob Cerv	1958		Joe Hauser	1924		Mark McGwire	1991
	Matt Stairs	1999	27	Gus Zernial	1957		Jose Canseco	1992
	Jason Giambi	2001		Don Mincher	1970		Ruben Sierra	1993
37	Tilly Walker	1922		Sal Bando	1976		Geronimo Berroa	1995
	Jimmie Foxx	1930		Dwayne Murphy	1982		Scott Brosius	1996
	Jose Canseco	1990		Matt Stairs	1997		Bobby Crosby	2004
36	Al Simmons	1930		Jason Giambi	1998		Erubiel Durazo	2004
	Jimmie Foxx	1935		Ben Grieve	2000		Eric Chavez	2006
	Reggie Jackson	1975		Miguel Tejada	2003		Nick Swisher	2007
	Geronimo Berroa	1996		Eric Chavez	2005	21	Coco Crisp	2013
35	Al Simmons	1932	26	Mike Epstein	1972		Bing Miller	1922
	Tony Armas	1980		Gene Tenace	1974		Bob Johnson	1933
	Dave Kingman	1984		Matt Stairs	1998		Harry Simpson	1956
	Dave Kingman	1986		Eric Chavez	2000		Joe Rudi	1975
	Terry Steinbach	1996		Jack Cust	2007		Mitchell Page	1977
	John Jaha	1999		Yoenis Céspedes	2013		Miguel Tejada	1999
	Nick Swisher	2006	25	Bob Johnson	1936		Matt Stairs	2000
34	Al Simmons	1929		Bob Johnson	1937		Erubiel Durazo	2003
	Bob Johnson	1934		Wally Moses	1937		Ramon Hernandez	2003
	Rocky Colavito	1964		Sam Chapman	1941		Nick Swisher	2005
	Mark McGwire	1997		Norm Siebern	1962		Brandon Moss	2012
	Eric Chavez	2002		Reggie Jackson	1972	20	Frankie Hayes	1939
	Miguel Tejada	2002		Dave Henderson	1991		Sam Chapman	1946
33	Jimmie Foxx	1929		Jack Cust	2009		Eddie Joost	1952
	Gus Zernial	1951		Brandon Moss	2014		Woodie Held	1957
	Dwayne Murphy	1984	24	Al Simmons	1925		Bob Cerv	1959
	Jose Canseco	1986		Sam Chapman	1949		Sal Bando	1970
	Mark McGwire	1989		Sal Bando	1971		Dwayne Murphy	1985
	Jason Giambi	1999		Gene Tenace	1973		Dave Henderson	1990
	Jack Cust	2008		Mike Davis	1985		Harold Baines	1991
32	Reggie Jackson	1971		Dave Henderson	1988		Dave Henderson	1993
	Reggie Jackson	1973		Jermaine Dye	2002		Jason Giambi	1996
	Mark McGwire	1988		Josh Donaldson	2013		Jason Giambi	1997
	Eric Chavez	2001	23	Tilly Walker	1921		Eric Byrnes	2004
	Josh Reddick	2012		Mickey Cochrane	1932		Josh Reddick	2015
31	Bob Johnson	1940		Mike Higgins	1935			
	Sal Bando	1969		Bob Johnson	1939			
	Jose Canseco	1987		Sam Chapman	1940			
	Miguel Tejada	2001		Eddie Joost	1949			
30	Jimmie Foxx	1931		Sam Chapman	1950			
	Bob Johnson	1938		Ken Harrelson	1965			
	Gus Zernial	1955		Reggie Jackson	1970			
	Dave Kingman	1985		Billy Williams	1975			
	Miguel Tejada	2000		Ruben Sierra	1994			
	Brandon Moss	2013		Jose Canseco	1997			

Athletics Home Run History, continued

HOME RUN LEADERS BY POSITION

Franchise – Career

P	John Odom (1964-75)	12
C	Terry Steinbach (1986-96)	116
1B	Mark McGwire (1986-97)	349
2B	Mark Ellis (2002-11)	84
3B	Eric Chavez (1998-10)	223
SS	Miguel Tejada (1997-03)	156
LF	Bob Johnson (1933-42)	201
CF	Dwayne Murphy (1978-87)	152
RF	Reggie Jackson (1967-75; 87)	225
DH	Dave Kingman (1984-86)	98

Franchise – Season

P	John Odom (1969)	5
C	Terry Steinbach (1996)	34
1B	Jimmie Foxx (1932)	51
2B	Mark Ellis (2007)	19
3B	Eric Chavez (2001)	32
SS	Miguel Tejada (2002)	34
LF	Gus Zernial (1953)	41
CF	Dwayne Murphy (1984)	33
RF	Reggie Jackson (1969)	45
DH	Frank Thomas (2006)	39

GRAND SLAM LEADERS

Franchise – Career

1.	Jimmie Foxx (1925-35)	9
	Sam Chapman (1938-41, 45-51)	9
	Gus Zernial (1951-57)	9
	Mark McGwire (1986-97)	9
5.	Bob Johnson (1933-42)	8
	Terry Steinbach (1986-96)	8
	Jason Giambi (1995-01)	8
8.	Sal Bando (1966-76)	7
	Matt Stairs (1996-00)	7
	Miguel Tejada (1997-03)	7

Franchise – Season

1.	Jason Giambi (2000)	4
2.	Jimmie Foxx (1932)	3
	Jimmie Foxx (1934)	3
	Bob Johnson (1938)	3
	Gus Zernial (1952)	3
	Gene Tenace (1974)	3
	Dave Kingman (1984)	3
	Ben Grieve (2000)	3
	Miguel Tejada (2001)	3
	Brandon Moss (2014)	3

INSIDE-THE-PARK HOME RUN LEADERS

Franchise – Career

1.	Danny Murphy (1902-13)	18
2.	Harry Davis (1901-11; 13-17)	9
	Stuffy McInnis (1909-17)	9
4.	Jimmie Foxx (1925-35)	8
5.	Eddie Collins (1906-14; 27-30)	7

Franchise – Season

1.	Danny Murphy (1904)	4
2.	10 times; last Jimmie Foxx (1931)	3

Oakland – Career

P	John Odom (1968-75)	12
C	Terry Steinbach (1986-96)	116
1B	Mark McGwire (1986-97)	349
2B	Mark Ellis (2002-11)	84
3B	Eric Chavez (1998-10)	223
SS	Miguel Tejada (1997-03)	156
LF	Rickey Henderson (1979-84; 89-95; 98)	156
CF	Dwayne Murphy (1978-87)	152
RF	Reggie Jackson (1968-75; 87)	225
DH	Dave Kingman (1984-86)	98

Oakland – Season

P	John Odom (1969)	5
C	Terry Steinbach (1996)	34
1B	Mark McGwire (1987)	48
2B	Mark Ellis (2007)	19
3B	Eric Chavez (2001)	32
SS	Miguel Tejada (2002)	34
LF	Ben Grieve (1999)	28
CF	Dwayne Murphy (1984)	33
RF	Reggie Jackson (1969)	45
DH	Frank Thomas (2006)	39

Oakland – Career

1.	Mark McGwire (1986-97)	9
2.	Terry Steinbach (1986-96)	8
	Jason Giambi (1995-01; 09)	8
4.	Sal Bando (1968-76)	7
	Matt Stairs (1996-00)	7
	Miguel Tejada (1997-03)	7
7.	Gene Tenace (1969-76)	7
8.	Joe Rudi (1968-76; 82)	5
	Dave Kingman (1984-86)	5
	Eric Chavez (1998-10)	5

Oakland – Season

1.	Jason Giambi (2000)	4
2.	Gene Tenace (1974)	3
	Dave Kingman (1984)	3
	Ben Grieve (2000)	3
	Miguel Tejada (2001)	3
	Brandon Moss (2014)	3
7.	26 times; last: Stephen Vogt (2015)	2

Oakland – Career

1.	Reggie Jackson (1968-75; 87)	4
2.	18 times	1

Oakland – Season

1.	Reggie Jackson (1968)	2
2.	20 times; last Nick Swisher (2006)	1

PINCH HIT HOME RUN LEADERS

Franchise – Career

1.	Gus Zernial (1951-57)	5
	Jeff Burroughs (1982-84)	5
	Mark McGwire (1986-97)	5
	Terry Steinbach (1986-96)	5
	Mike Aldrete (1993-95)	5
6.	Five times	4

Franchise – Season

1.	Jeff Burroughs (1982)	4
2.	Allie Clark (1952)	3
	Kite Thomas (1952)	3
	Bob Cerv (1957)	3
	Frank Fernandez (1970)	3
	Rich McKinney (1977)	3
	Jeff Newman (1978)	3
	Derek Norris (2013)	3

Oakland – Career

1.	Jeff Burroughs (1982-84)	5
	Mark McGwire (1986-87)	5
	Terry Steinbach (1986-96)	5
	Mike Aldrete (1993-95)	5
5.	Matt Stairs (1996-00)	4
	Olmedo Saenz (1999-02)	4
	Derek Norris (2012-14)	4

Oakland – Season

1.	Jeff Burroughs (1982)	4
2.	Frank Fernandez (1970)	3
	Rich McKinney (1977)	3
	Jeff Newman (1978)	3
	Derek Norris (2013)	3
6.	10 times; last: John Jaso (2014)	2

LEAD OFF HOME RUN LEADERS

Franchise – Career

1.	Rickey Henderson (1979-84; 89-95; 98)	43
2.	Eddie Joost (1947-54)	19
3.	Bert Campaneris (1964-76)	13
	Coco Crisp (2010-15)	13
5.	Max Bishop (1924-33)	9
6.	Wally Moses (1935-41; 49-51)	7

Franchise – Season

1.	Rickey Henderson (1993)	7
2.	Eddie Joost (1948)	6
	Bert Campaneris (1970)	6
4.	Rickey Henderson (1990)	5
	Rickey Henderson (1991)	5
	Rickey Henderson (1992)	5
	Coco Crisp (2013)	5

Oakland – Career

1.	Rickey Henderson (1979-84; 89-95; 98)	43
2.	Coco Crisp (2010-15)	13
3.	Bert Campaneris (1968-76)	10
4.	Mark Kotsay (2004-07)	5
5.	Eric Byrnes (2000-04)	4
	Tony Phillips (1982-89; 99)	4

Oakland – Season

1.	Rickey Henderson (1993)	7
2.	Bert Campaneris (1970)	6
3.	Rickey Henderson (1990)	5
	Rickey Henderson (1991)	5
	Rickey Henderson (1992)	5
	Coco Crisp (2013)	5

GAME ENDING HOME RUN LEADERS

Franchise – Career

1.	Reggie Jackson (1967-75; 87)	5
	Rickey Henderson (1979-84; 89-95; 98)	5
	Matt Stairs (1996-00)	5
4.	Jimmie Foxx (1925-35)	4
	Al Simmons (1924-32; 40-41; 44)	4
	Dwayne Murphy (1978-87)	4
	Josh Donaldson (2010, 12-14)	4

Franchise – Season

1.	Reggie Jackson (1971)	3
	Dave Kingman (1986)	3
	Matt Stairs (1999)	3
	Josh Donaldson (2014)	3
5.	eight times	2

Oakland – Career

1.	Reggie Jackson (1968-75; 87)	5
	Rickey Henderson (1979-84; 89-95; 98)	5
	Matt Stairs (1996-00)	5
4.	Dwayne Murphy (1978-87)	4
	Josh Donaldson (2010, 12-14)	4
6.	nine times	3

Oakland – Season

1.	Reggie Jackson (1971)	3
	Dave Kingman (1986)	3
	Matt Stairs (1999)	3
	Josh Donaldson (2014)	3
5.	seven times; last: Brandon Moss (2013)	2

OAKLAND ATHLETICS DAY/NIGHT DOUBLEHEADERS

Date	Opponent	Site	Day Game	Night Game
August 10, 1971	Boston	Fenway Park	W, 6-5	W, 7-5
July 22, 1972	Boston	Fenway Park	W, 5-3	L, 0-3
July 17, 2000	Colorado	Coors Field	W, 11-10	L, 9-10 (10 inn.)
September 20, 2000	Baltimore	Camden Yards	L, 0-2	W, 4-0
August 27, 2011	Boston	Fenway Park	L, 3-9	L, 0-4
April 2, 2014	Cleveland	O.co Coliseum	W, 6-1	L, 4-6

Athletics Home Run History, continued

ATHLETICS GAMES OF FIVE OR MORE HOME RUNS

No.	Opponent	H/A	Date	Hitters
8	California	A	June 27, 1996	Berroa, Brosius 2, Giambi, Herrera, McGwire, Steinbach, Young
7	Detroit	H	June 3, 1921	Dugan, Dykes 2, Perkins, Walker, Welch 2
7	Cleveland (2)	A	July 6, 1990	Canseco, R. Henderson 2, Lansford, McGwire 2, Quirk
6	Cleveland	H	July 18, 1980	Armas 2, Essian, Murphy, Page 2
6	Minnesota	H	Aug. 3, 1991	Baines, Canseco, D. Henderson 3, McGwire
6	Boston	H	Aug. 21, 1997	Bellhorn, Canseco, Giambi, McDonald, Spiezo, Young
6	Toronto	H	Aug. 18, 1998	Christenson, Giambi, Spiezo 2, Stairs 2
6	Cleveland	H	Aug. 24, 1999	Hinch, Jaha 2, Spiezo, Velarde 2
6	Tampa Bay	H	Sept. 9, 2000	Ja. Giambi 2, Grieve, Hernandez, Long, Tejada
6	Anaheim	H	Sept. 11, 2003	Byrnes, Chavez 2, Ellis, Hernandez, McMillon
6	Kansas City	A	May 10, 2007	Chavez, Cust 2, Johnson 2, Putnam
6	Arizona	A	June 17, 2008	Ellis 2, Chavez, Crosby, Davis, Suzuki
5*	Minnesota	H	July 19, 2015	Butler, Phegley, Reddick, Smolinski 2

* 41 times total; game listed is most recent

OPPONENT GAMES OF FIVE OR MORE HOME RUNS

No.	Opponent	H/A	Date	Hitters
7	Seattle	A	Apr. 11, 1985	Cowens, Bradley, Presley, Thomas 3, Henderson
6	Detroit	H	Aug. 17, 1969	Northrup, Wert, Tresh, Kaline 2, Stanley
6	Seattle	A	Aug. 2, 1983	Owen, D. Henderson 2, S. Henderson 2, Ramos
6	California	A	Apr. 23, 1985	Jackson 2, Narron, Schofield, Grich, DeCinces
6	Minnesota	H	Aug. 15, 1993	Brito 2, Puckett 2, Harper, Reboulet
6	Boston	A	Apr. 19, 1994	Vaughn 2, Cooper, Naehring 2, Greenwell
5*	Los Angeles (AL)	A	Sept. 30, 2015	Calhoun, Freese, Giavotella, Perez, Trout

*25 times total; game listed most recent

MOST HOME RUNS, INNING – ATHLETICS

No.	Opponent	H/A	Date	Hitters
4	Boston	H	Aug. 21, 1997	Giambi, Young, McDonald, Canseco (3)
4	Tampa Bay	H	Sept. 1, 1999	Tejada, Chavez, Giambi, Jaha (4)
4	Chicago	H	Apr. 27, 2002	Hatteberg, Long, Pena, Menechino (3)

MOST HOME RUNS, INNING – OPPONENTS

No.	Opponent	H/A	Date	Hitters
5	Minnesota	A	June 9, 1966	Rollins, Versalles, Oliva, Mincher, Killebrew (7)
4	Boston	H	Sept. 24, 1940	Williams, Foxx, Cronin, Tabor (6)
4	Boston	H	Aug. 26, 1957	Zauchin, Lepcio, Malzone, Piersall (7)
4	Minnesota	H	May 2, 1964	Oliva, Allison, Hall, Killebrew (11)
4	Minnesota	A	May 16, 1983	Mitchell, Gaetti, Hatcher, Engle (9)
4	Seattle	A	Sept. 21, 1996	Rodriguez, Griffey, Martinez, Sorrento (3)

CONSECUTIVE HOME RUNS - ATHLETICS

No.	Opponent	H/A	Date	Hitters
3	Washington	H	May 2, 1922	Walker, Perkins, Miller
3	Cleveland	H	June 18, 1930	Simmons, Foxx, Miller
3	St. Louis	A	July 17, 1934	Johnson, Foxx, Higgins
3	New York	H	Aug. 19, 1962	Cimoli, Causey, Bryan
3	Minnesota (G1)	H	June 22, 1969	Kubiak, Jackson, Bando
3	Kansas City	H	June 19, 1979	Gross, Revering, Heath
3	Cleveland	A	June 3, 1980	Revering, Page, Armas
3	Cleveland	A	May 16, 1990	Canseco, McGwire, Hassey
3	Cleveland	A	July 6, 1990	R. Henderson, Lansford, Canseco
3	Kansas City	A	June 16, 2000	Chavez, Tejada, Hernandez
3	Kansas City	H	June 23, 2000	Velarde, Ja. Giambi, Grieve
3	Texas	H	April 15, 2006	Chavez, Thomas, Bradley

CONSECUTIVE HOME RUNS - OPPONENTS

No.	Opponent	H/A	Date	Hitters
4	Minnesota	H	May 2, 1964	Oliva, Allison, Hall, Killebrew
3	16 times, most recent:			
	Los Angeles	H	Sept. 18, 2008	Morales, Napoli, Wood
	Seattle	A	Sept. 21, 1996	Rodriguez, Griffey, Martinez
	Kansas City	A	Aug. 28, 1986	Brett, White, Quirk
	Toronto	A	Apr. 26, 1984	Upshaw, Bell, Barfield
	Seattle	A	Aug. 2, 1983	S. Henderson, D. Henderson, Ramos
	Milwaukee	H	June 5, 1982	Young, Cooper, Oglivie
	Baltimore	A	May 8, 1979	Murray, May, Roenicke

MOST HOME RUNS — ATHLETICS

HR	Player	Date	HR	Player	Date
3	Joe Hauser at Cleveland.....	Aug. 2, 1924	3	Dave Kingman at Seattle	April 16, 1984
3	Mickey Cochrane at St. Louis.....	May 21, 1925	3	Mark McGwire at Cleveland.....	June 27, 1987
3	Jimmie Foxx at Cleveland.....	July 10, 1932	3	Jose Canseco at Toronto	July 3, 1988
3	Al Simmons vs. Detroit.....	July 15, 1932	3	Harold Baines vs. Baltimore.....	May 7, 1991
3	Jimmie Foxx vs. New York	June 8, 1933	3	Dave Henderson vs. Minnesota.....	Aug. 3, 1991
3	Ed Coleman vs. Chicago	Aug. 17, 1934	3	Mark McGwire at Boston.....	June 11, 1995
3	Pinky Higgins vs. Boston	June 27, 1935	3	Ernie Young vs. Minnesota	May 10, 1996
3	Sam Chapman vs. Boston	Aug. 15, 1946	3	Geronimo Berroa	May 22, 1996
3	Hector Lopez vs. Washington.....	June 26, 1958	3	Geronimo Berroa vs. Minnesota.....	Aug. 12, 1996
3	Preston Ward vs. Baltimore	Sept. 9, 1958	3	Miguel Tejada vs. Los Angeles.....	June 11, 1999
3	Bob Cerv vs. Boston	Aug. 20, 1959	3	Miguel Tejada at Texas.....	June 30, 2001
3	Manny Jimenez at Baltimore.....	July 4, 1964	3	Erubiel Durazo at Baltimore.....	Aug. 18, 2004
3	Reggie Jackson vs. Seattle.....	July 2, 1969	3	Josh Reddick at Toronto.....	Aug. 9, 2013

MOST HOME RUNS — OPPONENTS

HR	Player	Date	HR	Player	Date
4	Lou Gehrig, New York (AL)	June 3, 1932	3	Jim King, Washington	June 8, 1964
4	Pat Seerey, Chicago (AL)	July 18, 1948 (G#1)	3	Jim Rice, Boston	Aug. 29, 1977
3	Babe Ruth, New York (AL)	May 21, 1930 (G#1)	3	Larry Hemdon, Detroit	May 18, 1982
3	Lou Gehrig, New York (AL)	May 22, 1930 (G#2)	3	Gorman Thomas, Seattle	April 11, 1985
3	Goose Goslin, St. Louis	Aug. 19, 1930	3	Danny Tartabull, Kansas City.....	July 6, 1991
3	Tony Lazzeri, New York (AL)	May 24, 1936	3	Jack Clark, Boston	July 31, 1991
3	Merv Connors, Chicago (AL)	Sept. 17, 1938 (G#2)	3	Manny Ramirez, Cleveland	Aug. 25, 1999
3	Jim Tabor, Boston	July 4, 1939 (G#2)	3	Juan Gonzalez, Texas	Sept. 24, 1999
3	Al Rosen, Cleveland	April 29, 1952	3	John Buck, Toronto	April 29, 2010
3	Al Kaline, Detroit	April 17, 1955	3	Miguel Cabrera, Detroit	May 28, 2010
3	Lee Thomas, Los Angeles.....	Sept. 5, 1961 (G#2)	3	Jarrett Parker, San Francisco	Sept. 26, 2015

HOME RUN IN FIRST GAME WITH THE OAKLAND A'S

Player	Opponent (Date)
*Joe Keough	at New York (Aug. 7, 1968) (G1)
Don Mincher	at Kansas City (April 7, 1970)
*Don Baylor	at California (April 9, 1976)
Earl Williams	Minnesota (April 9, 1977)
Mike Heath	Kansas City (June 19, 1979)
*Terry Steinbach	at Cleveland (Sept. 12, 1986)
*Dave Henderson	Seattle (April 4, 1988)
Scott Brosius	Seattle (Aug. 7, 1991)
*Tilson Brito	Milwaukee (Aug. 10, 1997) (G2)
Ed Sprague, Jr.	Cleveland (Aug. 2, 1998)
Tom Wilson	Chicago-AL (May 19, 2001)
David Justice	Texas (April 1, 2002)

Player	Opponent (Date)
*Erubiel Durazo	Seattle (April 1, 2003)
*Jay Payton	Texas (July 15, 2005)
*Frank Thomas	New York (April 3, 2006)
Jack Cust	at Tampa Bay (May 6, 2007)
*Adam Rosales	at Los Angeles-AL (April 11, 2010)
*Josh Willingham	Seattle (April 1, 2011)
Jonny Gomes	vs. Seattle at Tokyo (March 29, 2012)
Chris Young	Seattle (April 3, 2013)
*Adam Dunn	Seattle (Sept. 1, 2014)
*Ben Zobrist	Texas (April 6, 2015)

*indicates players who homered in their first at bat.

Athletics Home Run History, continued

COLISEUM HOME RUNS

Since its opening in 1968 a total of 6,769 Major League home runs have been hit in the Coliseum during the regular season, an average of 141.0 per year.

COLISEUM CAREER HOME RUN LEADERS

Player	No.
Mark McGwire	166
Reggie Jackson	146*
Jose Canseco	122*
Eric Chavez	115
Jason Giambi	115*
Sal Bando	90
Miguel Tejada	83
Rickey Henderson	82*
Dwayne Murphy	67
Matt Stairs	67*

* Home Runs hit while non-Athletic (included in individual total): Canseco (8), Giambi (6), Henderson (3), Jackson (13), Stairs (3)

NON-A'S COLISEUM CAREER HOME RUN LEADERS

Player	No.
Alex Rodriguez	21
Mark Teixeira	20
Rafael Palmeiro	20
Jay Buhner	18
Carlton Fisk	18
Brian Downing	17
Juan Gonzalez	17
Vladimir Guerrero	16
Cal Ripken	16
Danny Tartabull	16*
Frank Thomas	16*
Greg Vaughn	16

* Does not include home runs hit while a member of the Athletics: Tartabull (1), Thomas (27).

OAKLAND ATHLETICS STREAKS

CONSECUTIVE WINS

Overall

20	August 13-September 4, 2002
14	April 23-May 9, 1988
11	August 2-12, 2001
11	April 9-19, 1981
10	June 8-18, 2006
10	August 23-September 2, 2003
10	September 8-18, 1992
9	seven times, last: April 3-12, 2013

Home

20*	August 25, 2001-April 3, 2002
12	August 13-September 14, 2002
11	May 17-June 13, 2013
10	August 11-September 1, 2006
10	April 11-May 3, 1991
9	June 18-July 1, 2005
9	May 2-28, 1999
9	September 6-29, 1992
9	Sept. 26, 1977-April 14, 1978
9	August 7-15, 1976
9	August 19-September 19, 1970

*streak includes final 17 games of 2001 and first three games of 2002

Road

12	August 24-September 12, 2012
12	July 31-August 15, 1971
11	April 9-26, 1981
10	August 19-28, 2002
9	Sept. 24, 1989-April 26, 1990
9	April 23-May 3, 1988
8	July 19-August 2, 2005
8	June 16-24, 2002
8	August 16-31, 2001
8	April 13-26, 1990
8	June 3-10, 1972
8	May 31-June 20, 1971

CONSECUTIVE LOSSES

Overall

14	July 29-August 12, 1977
12*	Sept. 22, 1995-April 4, 1996
12	April 19-30, 1994
11	June 8-18, 1978
10	May 30-June 9, 2011
10	July 28-August 7, 2008
9	seven times, last: May 22-June 1, 2012

*streak includes final nine games of 1995 and first three games of 1996

Home

12	July 29-August 21, 1977
11	Sept. 19, 1978-April 15, 1979
9	June 4-20, 1982
8	June 23-July 9, 1979
8	May 3-22, 1994
8	April 8-May 1, 2001
7	August 20-September 6, 1978
7	June 2-9, 1979
7	September 11-27, 1987
7	August 30-September 17, 1993

Road

15	May 24-June 23, 1986
13	May 31-June 30, 1979
12*	September 5, 1995-April 9, 1996
11	May 21-June 9, 2005
10	May 14-30, 1981
10	April 19-May 6, 1994
9	six times, last: June 29-July 26, 1995

*streak includes final 11 games of 1995 and first game of 1996

ATHLETICS LOW-HIT GAMES

ATHLETICS NO-HITTERS (11 NINE INNINGS; 3 LESS THAN 9)

Date	Pitchers	Opponent	Score
July 22, 1905	Weldon Henley	at St. Louis (1st game)	6-0
Aug. 15, 1905	Rube Waddell	vs. St. Louis*	2-0
Aug. 29, 1906	Jimmy Dygert & Rube Waddell	vs. Chicago*	4-3
Oct. 5, 1907	Rube Vickers	at Washington (2nd game, Perfect Game)*	4-0
May 12, 1910	Chief Bender	vs. Cleveland	4-0
Aug. 26, 1916	Joe Bush	vs. Cleveland	5-0
Sept. 9, 1945	Dick Fowler	vs. St. Louis (2nd game)	1-0
Sept. 3, 1947	Bill McCahan	vs. Washington	3-0
May 8, 1968	Jim Hunter	vs. Minnesota (Perfect Game)	4-0
Sept. 21, 1970	Vida Blue	vs. Minnesota	6-0
Sept. 28, 1975	Vida Blue, Glenn Abbott, Paul Lindblad, Rollie Fingers	vs. California	5-0
Sept. 29, 1983	Mike Warren	vs. Chicago	3-0
June 29, 1990	Dave Stewart	at Toronto	5-0
May 9, 2010	Dallas Braden	vs. Tampa Bay (Perfect Game)	4-0

*5 innings

NO-HITTERS AGAINST ATHLETICS (14)

Date	Pitchers	Opponent	Score
May 5, 1904	Cy Young	at Boston (Perfect Game)	0-3
Sept. 20, 1908	Frank Smith	at Chicago	0-1
Sept. 4, 1923	Sam Jones	vs. New York	0-2
Sept. 7, 1923	Howard Ehmke	vs. Boston	0-4
July 10, 1947	Don Black	at Cleveland (1st game)	0-3
May 6, 1953	Bobo Holloman	at St. Louis	0-6
Aug. 26, 1962	Jack Kralick	at Minnesota	0-1
Aug. 13, 1969	Jim Palmer	at Baltimore	0-8
July 3, 1970	Clyde Wright	at California	0-4
July 30, 1973	Jim Bibby	vs. Texas	0-6
July 19, 1974	Dick Bosman	at Cleveland	0-4
July 28, 1976	John Odom & Francisco Barrios	vs. Chicago	1-2
June 11, 1990	Nolan Ryan	vs. Texas	0-5
July 13, 1991	Bob Milacki, Mike Flanagan, Mark Williamson & Gregg Olson	vs. Baltimore	0-2

OAKLAND ATHLETICS ONE-HITTERS (34)

Date	Pitchers	Broken Up By	Inn.	Opponent	H/A	Score
June 7, 1968	John Odom	Dave Johnson	9 (2 outs)	Baltimore	A	6-1
Aug. 10, 1968	John Odom, Diego Segui, Jack Aker	Frank Howard	1	Washington	A	4-1
May 24, 1970	Chuck Dobson	Gail Hopkins	1	Chicago	A	5-1
Sept. 11, 1970	Vida Blue	Pat Kelly	8	Kansas City	A	3-0
July 16, 1971	Vida Blue	Tony Taylor	4	Detroit	H	4-0
May 31, 1973	Ken Holtzman, Rollie Fingers	Matty Alou	7	New York	A	6-0
June 8, 1975	Ken Holtzman	Tom Veryzer	9 (2 outs)	Detroit	H	4-0
June 10, 1975	Jim Perry	Al Bumbry	6	Baltimore	H	4-0
Aug. 28, 1976	Vida Blue	Mickey Stanley	9 (1 out)	Detroit	H	5-2
May 9, 1979	Mike Norris	Gary Roenicke	7	Baltimore	A	4-2
July 5, 1979	Rick Langford	Brian Downing	5	California	A	3-0
June 23, 1984	Tim Conroy, Bill Caudill	Alan Bannister	5	Texas	H	5-1
Oct. 5, 1986	Curt Young	Kevin Seitzer	7	Kansas City	H	6-0
June 9, 1987	Curt Young	Kenny Williams	8	Chicago	H	8-3
Aug. 4, 1988	Dave Stewart	Jay Buhner	3	Seattle	H	2-0
May 26, 1989	Todd Burns, Rick Honeycutt, Eric Plunk	Rickey Henderson	4	New York	A	4-0
Apr. 14, 1992	Ron Darling, Rick Honeycutt	Keith Miller	8	Kansas City	A	1-3
June 23, 1994	Bobby Witt	Greg Gagne	6	Kansas City	H	4-0
May 27, 1995	Steve Ontiveros	Luis Polonia	6	New York	H	3-0
Aug. 28, 2000	Tim Hudson	Frank Thomas	4	Chicago	H	3-0
July 6, 2001	Mark Mulder	Danny Bautista	8	Arizona	A	3-0
July 19, 2002	Cory Lidle	Juan Gonzalez	8	Texas	H	10-0

Athletics Low-Hit Games, continued

Date	Pitchers	Broken Up By	Inn.	Opponent	H/A	Score
August 4, 2002	Cory Lidle, Ricardo Rincon, Chad Bradford, Billy Koch	Wendell Magee	6	Detroit	H	4-0
August 21, 2002	Cory Lidle	Ellis Burks	1	Cleveland	A	6-0
June 26, 2005	Rich Harden, Ron Flores, Kiko Calero	Deivi Cruz	5	San Francisco	H	16-0
April 8, 2006	Barry Zito, Kiko Calero, Joe Kennedy, Huston Street	Richie Sexson	2	Seattle	A	3-0
June 30, 2007	Chad Gaudin, Rich Harden	Johnny Damon	6	New York (AL)	A	7-0
May 24, 2008	Justin Duchscherer, Huston Street	David Ortiz	7	Boston	H	3-0
Sept. 16, 2009	Trevor Cahill, Michael Wuertz, Andrew Bailey	Marlon Byrd	2	Texas	A	4-0
Sept. 23, 2010	Dallas Braden, Brad Ziegler	Nelson Cruz	1	Texas	H	5-0
June 28, 2011	Gio Gonzalez, Andrew Bailey	Emilio Bonifacio	1	Florida	H	1-0
April 6, 2015	Sonny Gray, Evan Scribner	Ryan Rua	8	Texas	H	8-0
April 23, 2015	Jesse Chavez, Dan Otero, Tyler Clippard	Kole Calhoun	3	Los Angeles (AL)	A	0-2
June 11, 2015	Scott Kazmir, Evan Scribner	Elvis Andrus	5	Texas	H	7-0

MOST RECENT ONE-HITTERS AGAINST ATHLETICS (30 TOTAL)

Date	Pitchers	Opponent	H/A	Score
July 31, 2015	Danny Salazar, Cody Allen	Cleveland	H	1-2
May 21, 2014	Erik Bedard, Brad Boxberger, Jake McGee, Joel Peralta, Grant Balfour	Tampa Bay	A	3-2
May 22, 2012	C.J. Wilson, Ernesto Frieri	Los Angeles (AL)	H	0-5
May 19, 2012	Ryan Vogelsong, Javier Lopez, Clay Hensley	San Francisco	A	0-4
April 10, 2012	Danny Duffy, Aaron Crow	Kansas City	H	0-3
Aug. 21, 2011	Luis Perez, Casey Janssen	Toronto	H	0-1
Sept. 2, 2010	CC Sabathia, Jonathan Albaladejo	New York (AL)	A	0-5
Aug. 16, 2010	Shaun Marcum	Toronto	H	1-3
June 7, 2007	Curt Schilling	Boston	H	0-1
July 7, 2006	John Lackey	Los Angeles (AL)	H	0-3
June 20, 2006	Jason Jennings, Tom Martin, Brian Fuentes	Colorado	A	0-6
May 21, 2006	Matt Cain	San Francisco	H	0-6
May 2, 1998	Roger Clemens, Paul Quantrill	Toronto	H	0-7
Sept. 2, 1996	David Cone, Mariano Rivera	New York (AL)	H	0-5
June 15, 1995	Mark Gubicza	Kansas City	H	0-7
June 21, 1994	Kevin Appier, Mike Magnante, Stan Belinda, Rusty Meacham	Kansas City	H	0-2

OAKLAND ATHLETICS STEALS OF HOME

1968	Sal Bando vs. Detroit, May 26 Danny Cater vs. Chicago, September 24 Danny Cater vs. Minnesota, September 28	1984	Carney Lansford vs. Kansas City, June 18
1969	Danny Cater vs. Seattle, May 4	1985	Rob Picciolo at Boston, May 11 Mike Davis at Chicago, June 20 Donnie Hill vs. Cleveland, June 21 Mike Gallego at Chicago, September 21
1974	Angel Mangual vs. Detroit, May 27	1986	Alfredo Griffin at Seattle, April 18 Carney Lansford at Milwaukee, May 1 Dwayne Murphy at Milwaukee, July 6
1976	Claudell Washington vs. Minnesota, September 15	1987	Reggie Jackson at Seattle, April 18
1978	Taylor Duncan vs. Kansas City, July 2 (Game 1)	1989	Mike Gallego vs. California, April 22
1979	Wayne Gross at Seattle, April 11	1991	Jose Canseco at Minnesota, April 23 Mike Gallego at Seattle, August 15 Scott Brosius at Kansas City, October 2
1980	Rickey Henderson vs. California, April 20 Wayne Gross vs. Detroit, May 3 Dwayne Murphy vs. Detroit, May 3 Dwayne Murphy vs. Kansas City, May 28 Wayne Gross vs. Kansas City, May 28 Jeff Cox at Chicago, July 4 Rickey Henderson vs. Cleveland, July 19	1992	Mike Bordick vs. Kansas City, April 6 Carney Lansford vs. Detroit, July 19
1981	Dave McKay vs. Toronto, September 30	1997	Jose Canseco at Texas, May 22
1982	Davey Lopes at Seattle, April 17 Dave McKay vs. Cleveland, May 8 Rickey Henderson at Chicago, June 8 Rickey Henderson at California, July 26 Jeff Burroughs vs. Boston, August 20	1998	Miguel Tejada vs. Tampa Bay, September 6
1983	Bill Almon vs. Milwaukee, May 24 Mike Heath at Chicago, September 7 Mike Davis vs. Toronto, September 25	2000	Jason Giambi at Los Angeles (NL), June 11 Eric Chavez at Toronto, September 1
		2006	Jay Payton at Baltimore, July 17
		2008	Bobby Crosby at Texas, May 11 Carlos Gonzalez vs. Florida, June 22

CAREER GAMES PLAYED LEADERS

FRANCHISE LEADERS

Catcher

Mickey Cochrane . . .	1148
Cy Perkins	1095
Terry Steinbach . . .	1050
Kurtie Hayes	959
Frank Hayes	959
Kurt Suzuki	684
Ossee Schreckengost	597
Ramon Hernandez . .	591
Mike Heath	537
Mike Powers	518
Joe Astroth	511

First Base

Harry Davis	1390
Mark McGwire	1251
Jimmie Foxx	1020
Stuffy McInnis	956
Dick Siebert	940
Ferris Fain	830
Jason Giambi	728
Joe Hauser	539
Daric Barton	534
Norm Siebern	471

Second Base

Dick Green	1158
Max Bishop	1139
Mark Ellis	1021
Eddie Collins	996
Danny Murphy	810
Pete Suder	805
Jimmy Dykes	676
Jerry Lumpe	653
Tony Phillips	529
Mike Gallego	452

Third Base

Sal Bando	1446
Eric Chavez	1233
Carney Lansford . . .	1096
Frank Baker	896
Jimmy Dykes	791
Wayne Gross	719
Ed Charles	695
Lave Cross	675
Sammy Hale	641
Hank Majeski	583

Shortstop

Bert Campaneris . . .	1702
Chick Galloway	971
Miguel Tejada	935
Eddie Joost	907
Joe DeMaestri	890
Jack Barry	877
Mike Bordick	715
Monte Cross	711
Bobby Crosby	582
Eric McNair	528

Outfield

Rickey Henderson . .	1592
Bob Johnson	1399
Al Simmons	1256
Bing Miller	1230
Sam Chapman	1230
Reggie Jackson	1196
Dwayne Murphy	1177
Elmer Valo	1168
Topsy Hartsel	1110
Rube Oldring	1061

Designated Hitter

Dave Kingman	428
Mitchell Page	355
Jack Cust	303
Erubiel Durazo	292
Harold Baines	271
Billy Williams	251
Geronimo Berroa . . .	234
Dave Parker	201
Jose Canseco	196
Frank Thomas	188

Pitcher

Dennis Eckersley . . .	525
Eddie Plank	524
Rollie Fingers	502
Eddie Rommel	500
Paul Lindblad	479
Rube Walberg	412
Lefty Grove	402
Rick Honeycutt	387
Chief Bender	385
Jim Hunter	363

OAKLAND LEADERS

Catcher

Terry Steinbach	1050
Kurt Suzuki	684
Ramon Hernandez . . .	591
Mike Heath	537
Gene Tenace	446
Jeff Newman	438
Dave Duncan	423
Jason Kendall	368
Jim Essian	316
Ray Fosse	291

First Base

Mark McGwire	1251
Jason Giambi	728
Daric Barton	534
Scott Hatteberg	420
Bruce Bochte	387
Gene Tenace	385
Dave Revering	337
Dan Johnson	283
Danny Cater	253
Brandon Moss	233
Mike Epstein	233

Second Base

Mark Ellis	1021
Dick Green	721
Tony Phillips	529
Mike Gallego	452
Brent Gates	397
Eric Sogard	323
Phil Garner	322
Scott Spiezio	300
Mike Edwards	269
Ted Kubiak	266

Third Base

Sal Bando	1395
Eric Chavez	1233
Carney Lansford	1096
Wayne Gross	719
Scott Brosius	398
Josh Donaldson	376
Jack Hannahan	218
Craig Paquette	193
Kevin Kouzmanoff . . .	188
Tony Phillips	159

Shortstop

Bert Campaneris . . .	1272
Miguel Tejada	935
Mike Bordick	715
Bobby Crosby	582
Walt Weiss	522
Cliff Pennington	466
Alfredo Griffin	461
Rob Picciolo	434
Mario Guerrero	311
Mike Gallego	282

Outfield

Rickey Henderson . .	1592
Dwayne Murphy	1177
Reggie Jackson	1162
Jose Canseco	851
Joe Rudi	846
Mike Davis	695
Tony Armas	679
Dave Henderson	636
Bill North	627
Terrence Long	598

Designated Hitter

Dave Kingman	428
Mitchell Page	355
Jack Cust	303
Erubiel Durazo	292
Harold Baines	271
Billy Williams	251
Geronimo Berroa	234
Dave Parker	201
Jose Canseco	196
Frank Thomas	188

Pitcher

Dennis Eckersley . . .	525
Rollie Fingers	502
Paul Lindblad	391
Rick Honeycutt	387
Buddy Groom	301
Jerry Blevins	281
Gene Nelson	281
Bill Taylor	281
Vida Blue	273
Jim Hunter	266

OAKLAND A'S CONSECUTIVE GAMES PLAYED

594	Miguel Tejada (June 2, 2000 to September 28, 2003)
456	Terrence Long (July 13, 2000 to June 4, 2003)
347	Alfredo Griffin (April 9, 1985-April 30, 1987)
203	Danny Cater (July 7, 1968-August 24, 1969)
199	Sal Bando (August 27, 1968-April 14, 1970)

198	Tony Armas (July 11, 1980-April 16, 1982)
176	Sal Bando (June 13, 1970-June 27, 1971)
169	Sal Bando (April 6, 1973-April 14, 1974)
169	Gene Tenace (May 25, 1973-May 31, 1974)
168	Rickey Henderson (May 12, 1981-July 16, 1982)

HOMESTANDS AND ROAD TRIPS

BEST HOMESTANDS

W-L	Year	Dates	Opponents
7-0	2004	Aug. 23-29	Baltimore 4, Tampa Bay 3
7-0	2001	Sept. 3-10	Baltimore 3, Tampa Bay 3, Texas 1
7-0	1992	Sept. 10-16	Seattle 4, Minnesota 3
6-0	2014	July 3-8	Toronto 4, San Francisco 2
6-0	2012	Sept. 28-Oct. 3	Seattle 3, Texas 3
6-0	2006	June 13-18	Seattle 3, Los Angeles (NL) 3
6-0	2003	Aug. 26-31	Baltimore 3, Tampa Bay 3
6-0	2001	Sept. 21-27	Seattle 3, Anaheim 3
6-0	2001	Aug. 7-12	Boston 3, New York 3
6-0	2001	May 15-20	New York 3, Chicago 3
6-0	1970	Sept. 1-6	Chicago 3, Kansas City 3
11-1	2004	June 1-13	Chicago 2, Toronto 4, Cincinnati 3, Pittsburgh 3
9-1	1976	Aug. 6-15	California 4, Milwaukee 3, Boston 3

WORST HOMESTANDS

W-L	Year	Dates	Opponents
1-9	1979	July 6-15	New York 4, Baltimore 3, Boston 3
1-8	2001	April 6-15	Anaheim 3, Seattle 3, Texas 3
1-8	1993	Aug. 27-Sept. 5	Detroit 3, Toronto 3, Baltimore 3
1-8	1982	June 15-23	Chicago 3, Toronto 3, Kansas City 3
1-7	1978	Aug. 15-23	New York 2, Boston 3, Baltimore 3
1-6	1994	April 27-May 4	Boston 2, New York 3, Baltimore 2
2-10	1977	July 26-Aug. 7	California 3, New York 3, Baltimore 2, Boston 4
1-5*	2015	Sept. 22-27	Texas 3, San Francisco 3

*12 times total; homestand listed is most recent

BEST ROAD TRIPS

W-L	Year	Dates	Opponents
10-0	2002	Aug. 19-28	Cleveland 4, Detroit 3, Kansas City 3
8-0	1981	April 9-16	Minnesota 4, California 4
6-0	2013	April 5-11	Houston 3, Los Angeles 3
10-1	1988	April 21-May 3	Chicago 4, Toronto 3, Cleveland 2, Detroit 2
10-1	1971	April 12-22	Milwaukee 2, Minnesota 2, Chicago 4, California 3
8-1	1990	Sept. 3-12	Boston 3, New York 3, Seattle 3
6-1*	2012	Sept. 7-13	Seattle 3, Los Angeles 4

*eight times total; road trip listed is most recent

WORST ROAD TRIPS

W-L	Year	Dates	Opponents
0-9	1995	Sept. 22-Oct. 1	Seattle 3, Texas 2, California 4
0-8	1994	April 19-26	Boston 3, New York 3, Baltimore 2
0-8	1976	May 17-23	Minnesota 2, Kansas City 2, Chicago 4
0-7	2015	Aug. 11-17	Toronto 3, Baltimore 4
0-7	1998	July 21-27	Baltimore 3, Tampa Bay 4
0-7	1986	June 5-11	Chicago 4, Cleveland 3
0-7	1979	June 11-17	Detroit 2, Cleveland 2, Toronto 3
0-6	1999	May 18-23	Kansas City 3, Minnesota 3
0-6	1998	April 10-15	New York 3, Boston 3
0-6	1995	July 14-18	Cleveland 4, Milwaukee 2
1-9	2011	June 3-12	Boston 3, Baltimore 3, Chicago 4
1-9	2008	August 1-10	Boston 3, Toronto 4, Detroit 3
1-9	1981	May 12-21	New York 3, Milwaukee 3, Baltimore 2, Boston 2

All Homestand and Road Trip records based on a minimum of six games.

LONGEST GAMES IN OAKLAND HISTORY

Innings	Opponent	Date	Score	Innings	Opponent	Date	Score
21	at Washington	June 4, 1971	W, 5-3	17	Los Angeles (NL)	June 17, 2006	W, 5-4
20	California	July 9, 1971	W, 1-0	16	California	Apr. 8, 1982	L, 6-8
19	Chicago	Aug. 10-11, 1972	W, 5-3	16	Seattle (1)	Apr. 11, 1982	L, 3-6
19	Los Angeles (AL)	April 29, 2013	W, 10-8	16	Minnesota	Apr. 20, 1982	W, 4-3
18	Baltimore	Aug. 24, 1969	W, 9-8	16	Chicago	June 10, 1983	W, 2-1
18	Minnesota	Sept. 6, 1969	L, 6-8	16	at Toronto	July 3, 1988	W, 9-8
18	at Minnesota	August 8, 2004	W, 6-5	16	at Cleveland	July 4, 1988	W, 4-2
18	New York (AL)	June 13, 2013	W, 3-2	16	at New York	August 9, 2002	W, 3-2
17	Milwaukee	May 23, 1983	W, 5-4	16	at Cleveland	August 31, 2011	L, 3-4

GAME TIMES

LONGEST GAMES IN OAKLAND HISTORY

Time	Opponent	W-L	Date
6:32	Los Angeles (19)	W, 10-8	April 29, 2013
6:00	at New York (16)	W, 3-2	Aug. 9, 2002
5:43	at New York (14)	L, 9-10	Sept. 22, 2012
5:35	New York (18)	W, 3-2	June 13, 2013
5:31	California (16)	L, 8-6	Apr. 8, 1982
5:31	Chicago (19) *	W, 5-3	Aug. 10, 1972
5:19	Texas (15)	L, 4-16	July 3, 1983

Time	Opponent	W-L	Date
5:19	at Washington (21)	W, 5-3	June 4, 1971
5:18	Seattle (1) (16)	L, 6-3	Apr. 11, 1982
5:17	at Boston (14)	L, 8-9	June 4, 2011
5:17	Milwaukee (17)	W, 5-4	May 23, 1983
5:17	Minnesota (18)	L, 8-6	Sept. 6, 1969

* Suspended game; completed on August 11, 1972.

LONGEST NINE-INNING GAMES IN OAKLAND HISTORY

Time	Opponent	W-L	Date
4:31	at New York	L, 9-22	Aug. 25, 2011
4:15	San Francisco	L, 8-9	June 23, 2012
4:15	at Tampa Bay	W, 13-9	May 31, 2002
4:09	at Texas	W, 9-8	Sept. 13, 2013
4:09	Detroit	W, 12-7	Apr. 7, 1993
4:08	at Texas	L, 9-12	Sept. 9, 2007

Time	Opponent	W-L	Date
4:06	at Houston	W, 12-5	April 25, 2014
4:06	at New York	L, 17-13	Apr. 10, 1998
4:01	at Texas	L, 17-16	May 5, 2000
4:00	at Baltimore	W, 14-9	July 27, 2012
4:00	Minnesota	L, 12-11	May 26, 1993

QUICKEST NINE-INNING GAMES IN OAKLAND HISTORY

Time	Opponent	W-L	Date
1:35	Kansas City	W, 2-1	Sept. 28, 1971
1:37	New York	L, 3-0	May 10, 1975
1:39	Texas	W, 4-1	May 22, 1973
1:39	Boston	W, 3-2	Aug. 8, 1975
1:42	at New York	W, 6-0	May 31, 1973

Time	Opponent	W-L	Date
1:43	Cleveland	W, 3-1	May 3, 1974
1:43	at Texas (1)	W, 1-0	Sept. 15, 1978
1:43	at Minnesota	L, 1-0	Aug. 12, 1979
1:44	Detroit	W, 4-0	June 8, 1975
1:44	Texas	W, 1-0	July 30, 1975

Note: The last time the A's played a game in under 2:00 was on July 8, 2008 vs. Seattle in Oakland (1:49).

OAKLAND A'S AT THE ALL-STAR BREAK

Year	Record	Pos.	GB/GA	Leader
1968	39-43	6	-15.5	Detroit
1969	53-39	2	-4.0	Minnesota
1970	47-40	3	-9.5	Minnesota
1971	56-31	1	+11.5	Oakland
1972	56-35	1	+6.5	Oakland
1973	56-42	1	+2.5	Oakland
1974	55-41	1	+5.0	Oakland
1975	55-32	1	+8.5	Oakland
1976	44-41	3	-8.5	Kansas City
1977	39-51	6	-15.0	Chicago
1978	43-44	4	-3.5	California
1979	25-69	7	-30.5	California
1980	36-45	4	-11.5	Kansas City
1981	37-23*	1	+1.5	Oakland
1982	38-50	6	-12.0	California
1983	37-43	5	-8.0	Texas
1984	43-45	4	-3.0	Chicago
1985	46-41	2	-6.0	California
1986	34-56	7	-15.5	California
1987	46-41	t2	-2.0	Minnesota
1988	54-34	1	+5.5	Oakland
1989	52-36	2	-1.5	California
1990	51-31	1	+1.0	Oakland
1991	44-38	5	-2.5	Texas
1992	51-36	2	-2.0	Minnesota

Year	Record	Pos.	GB/GA	Leader
1993	38-46	6	-6.0	Chicago
1994	39-48	2	-3.0	Texas
1995	36-35	3	-4.0	California/Texas
1996	43-45	t3	-8.5	Texas
1997	37-52	4	-13.0	Seattle
1998	41-45	3	-8.0	Anaheim
1999	43-44	2	-5.0	Texas
2000	48-38	3	-3.0	Seattle
2001	44-43	2	-19.0	Seattle
2002	50-38	3	-5.0	Seattle
2003	54-39	2	-4.0	Seattle
2004	47-39	2	-2.0	Texas
2005	44-43	3	-7.5	Los Angeles
2006	45-43	t1	—	Oakland/Texas
2007	44-44	3	-9	Los Angeles
2008	51-44	2	-6	Los Angeles
2009	37-49	4	-12	Los Angeles
2010	43-46	3	-7.5	Texas
2011	39-53	4	-12	Texas
2012	43-43	3	-9	Texas
2013	56-39	1	+2	Oakland
2014	59-36	1	+1½	Oakland
2015	41-50	5	-8½	Los Angeles

* Strike Break

HIGH SCORING GAMES IN OAKLAND HISTORY

ATHLETICS

Score	Opponent	Date
23-2	Texas	Sept. 30, 2000
21-3	at Kansas City	June 18, 2000
21-7	at Boston	June 14, 1969
20-2	Boston	Aug. 31, 2012
19-5	Texas	Sept. 29, 1991
19-5	at New York	Aug. 29, 1989
19-3	at Milwaukee	May 15, 1985
18-3	at Minnesota	Sept. 11, 2013
18-2	at California	June 27, 1996
17-6	at Chicago (AL)	Sept. 15, 2015
17-3	at Kansas City	May 10, 2007
17-8	Cincinnati	June 9, 2004
17-2	at Toronto	Aug. 24, 2003
17-4	at Cleveland	Aug. 2, 2001
17-3	at Tampa Bay	Sept. 15, 2000
17-3	at Toronto	May 6, 1986
17-2	at Texas	May 10, 1973

OPPONENTS

Score	Opponent	Date
22-9	at New York	Aug. 25, 2011
20-4	at Detroit	Apr. 13, 1993
20-6	Cleveland	May 4, 1991
20-11	at Minnesota	Apr. 27, 1980
18-2	at Baltimore	Aug. 16, 2015
18-3	at Colorado	July 18, 2000
18-2	San Francisco	June 4, 2000
18-2	New York	Aug. 26, 1997
18-5	Baltimore	Aug. 15, 1996
18-11	at Toronto	July 29, 1995
17-7	at New York	July 22, 2011
17-16	at Texas	May 5, 2000
17-13	at New York	Apr. 10, 1998
17-6	at Chicago	Sept. 23, 1992
17-1	at Chicago	Oct. 3, 1987
17-6	at California	July 4, 1979

BIGGEST COMEBACKS AND BLOWN LEADS

BIGGEST COME-FROM-BEHIND VICTORIES IN OAKLAND HISTORY

Deficit	Score	Inn.	Opponent	Date	Final Score
10	2-12	B3	Minnesota	July 20, 2009	14-13
8	0-8	B2	Kansas City	June 18, 1993	10-9
8	0-8	T3	at Toronto	August 21, 2006	12-10
7	1-8	T6	at Chicago	May 22, 1970	9-8
7	0-7	B5	Minnesota	Sept. 28, 1972	8-7
7	0-7	T3	at California	July 30, 1983 (1)	13-8
7	1-8	T6	at Chicago	May 21, 1993	12-11
7	0-7	B3	Boston	May 3, 1999	12-11 (10)
7	1-8	B3	Baltimore	June 19, 2000	13-12 (10)
7	0-7	B5	Detroit	Sept. 2, 2007	8-7 (10)
7	2-9	T5	at Los Angeles (AL)	Sept. 26, 2009	15-10

Notes: The all-time Athletics franchise record for biggest come-from-behind victory is also the Major League record, set by the Philadelphia A's on June 15, 1925 against Cleveland...the A's trailed by 12 runs in that game but scored 13 runs in the bottom of the eighth inning to win, 17-15...twice in Oakland history the A's have erased leads of eight or more runs, only to eventually lose the game...in the second game of a doubleheader at Toronto on Sept. 15, 1982, the A's trailed the Blue Jays 11-2 after six innings, but came back to tie the game at 11 before the Blue Jays scored one run in the bottom of the ninth for the 12-11 victory...on April 14, 2001, the A's trailed the Texas Rangers, 8-0 heading into the bottom of the fourth inning and tied the game at eight before the Rangers scored one in the top of the ninth for the 9-8 victory.

LARGEST LEADS SURRENDERED IN OAKLAND LOSSES

Lead	Score	Inn.	Opponent	Date	Final Score
8	15-7	B7	at Texas	May 5, 2000	16-17
7	7-0	T5	Kansas City	Sept. 6, 1978	8-11 (12)
7	7-0	B6	at Texas	May 25, 2006	7-8
6*	6-0	B2	at Arizona	June 8, 2012	8-9

*14 times total; game listed is most recent

Notes: The A's blew an 11-0 lead to Kansas City on Sept. 4, 2002, but won the game 12-11 on a pinch hit, game-ending home run by Scott Hatteberg in the bottom of the ninth inning...the win gave the A's their American League-record 20th consecutive victory...three other times in Oakland history the A's have blown seven run leads only to win the game...the last time was on April 24, 1997 vs. Minnesota, when the A's led 8-1 after four innings and fell behind 11-8 before tying the game in the bottom of the ninth...the A's eventually won in 11 innings, 12-11.

THE LAST TIME IT HAPPENED

OAKLAND PITCHING – TEAM

No-Hitter: vs. Tampa Bay, May 9, 2010 (Braden)

One-Hitter: vs. Texas, June 11, 2015 (Kazmir, Scribner)

Two-Hitter: vs. Los Angeles (NL), August 19, 2015 (Chavez, Pomeranz)

Back-to-Back Complete Games: at Chicago, July 31, 2010 (Braden) and Aug. 1 (Gonzalez); vs. Kansas City, Aug. 2 (Cahill)

Four Straight Complete Games: April 24-28, 1982 (at California; at California; at Baltimore DH)

Back-to-Back Shutouts: vs. Seattle and Washington, May 7-9, 2014 (2-0, 8-0)

Back-to-Back Complete Game Shutouts: vs. Tampa Bay, Sept. 9 (Hudson) and Sept. 10 (Zito), 2000

OAKLAND PITCHING – INDIVIDUAL

No-Hitter: Dallas Braden vs. Tampa Bay, May 9, 2010

One-Hitter: Cory Lidle at Cleveland, Aug. 21, 2002

Two-Hitter: Sonny Gray at Cleveland, July 12, 2015

10 or More Strikeouts: Chris Bassitt (10) vs. Houston, August 9, 2015

11 or More Strikeouts: Jesse Chavez (11) vs. San Diego, June 17, 2015

12 or More Strikeouts: Sonny Gray (12) vs. Los Angeles (AL), September 23, 2014

13 or More Strikeouts: Todd Stottlemyre (15) vs. Kansas City, June 16, 1995

Back-to-Back Games, 10 or More Strikeouts: Brandon McCarthy at Cle., Aug. 29, 2011 (10); vs. Sea., Sept. 3, 2011 (10)

Four Strikeouts in One Inning: Ryan Cook at Baltimore, April 27, 2012

Complete Game, ML Debut: Mike Morgan vs. Baltimore, June 11, 1978

Complete Game Shutout, ML Debut: Mike Norris vs. Chicago, Apr. 10, 1975

Back-to-Back Complete Games: Brandon McCarthy at Cleveland, August 29, 2011; vs. Seattle, September 3, 2011

Three Straight Complete Games: Mark Mulder vs. Minnesota, May 9; at Kansas City, May 15; vs. Kansas City, May 21, 2004

Back-to-Back Shutouts: Mark Mulder at Arizona, July 6, 2001; vs. Los Angeles, July 12, 2001

More Than 9 Innings Pitched: Todd Stottlemyre (10.0) vs. Kansas City, June 16, 1995

Position Player Pitched: Ike Davis at Baltimore, August 16, 2015

Home Run by Pitcher: John "Blue Moon" Odom, Sept. 4, 1972 vs. California (G1)

OAKLAND HITTING – TEAM

Three Straight Home Runs: vs. Texas, April 15, 2006 (Chavez, Thomas, Bradley)

Three Home Runs, Inning: at Texas, September 27, 2012 (Céspedes, Moss, Reddick)

Four Home Runs, Inning: vs. Chicago (B3), Apr. 27, 2002 (Hatteberg, Long, Pena, Menechino)

Five or More Home Runs, Game: 5, vs. Minnesota, July 19, 2015 (Butler, Phegley, Reddick, Smolinski 2)

Six or More Home Runs, Game: 6, at Arizona, June 17, 2008 (Ellis 2, Chavez, Crosby, Davis, Suzuki)

Seven or More Home Runs, Game: 8 at California, June 27, 1996 (Berroa, Brosius 2, Giambi, Herrera, McGwire, Steinbach, Young)

Two Grand Slams, Game: at Seattle, September 10, 2007 (Suzuki and Johnson)

Home Runs by First Two Batters of Game: Terrence Long and Randy Velarde vs. Kansas City, May 16, 2000

10 or More Plate Appearances, Inning: 11 vs. San Francisco, September 26, 2015

12 or More Plate Appearances, Inning: 15 at Chicago (AL), September 15, 2015

16 or More Plate Appearances, Inning: 18 vs. California, July 5, 1996

10 or More Runs, Inning: at Chicago (AL), September 15, 2014 (10 in t-4)

20 or More Hits, Game: vs. San Diego, June 17, 2015 (20)

Back-to-Back Games of 10 or More Runs: at Houston, April 24-25, 2014 (10-1, 12-5)

Three Straight Games of 10 or More Runs: at Baltimore, August 27-29, 2005 (12-3; 10-3; 10-5)

Four or More Stolen Bases, Game: at Los Angeles (AL), April 22, 2015 (4)

Five or More Stolen Bases, Game: at Tampa Bay, August 6, 2011 (7)

Three or More Stolen Bases, Inning: vs. Houston, April 16, 2013 (3)

Four or More Stolen Bases, Inning: vs. Seattle, September 8, 2010 (4)

No Strikeouts, Game: at Detroit, July 1, 2014

OAKLAND HITTING – INDIVIDUAL

Lead-Off Home Run: Billy Burns at Seattle, August 26, 2015

Inside-the-Park Home Run: Nick Swisher at New York, June 11, 2006

(Note: Mark Kotsay had an ITPHR at Minnesota in Game 2 of the ALDS, October 4, 2006)

Pinch-Hit Home Run: John Jaso vs. Boston, June 22, 2014

Pinch Hit Grand Slam: Scott Sizemore at Texas, September 10, 2011

Pinch Hit Game Ending Home Run: Chris Carter vs. Seattle, July 6, 2012

Walk Off Home Run: Josh Donaldson vs. Philadelphia, September 21, 2014

Walk Off Grand Slam: Brandon Inge vs. Toronto, May 8, 2012

Inside-the-Park Grand Slam: Jim Essian vs. Toronto, June 10, 1979

Inside-the-Park Walk Off Home Run: Reggie Jackson vs. Boston, August 22, 1971

Two Home Runs, Game: Danny Valencia at Houston, September 18, 2015

The Last Time It Happened, continued

Three Home Runs, Game: Josh Reddick at Toronto, August 9, 2013
Back-to-Back Multi-Homer Games: Josh Reddick at Toronto, August 9-10, 2013
Two Players, Multi-HR, Same Game: Jack Cust and Dan Johnson at Kansas City, May 10, 2007
Two Home Runs, Same Inning: Mark McGwire at Seattle (T5), Sept. 22, 1996
Home Runs From Both Sides of the Plate: Coco Crisp at New York (AL), August 24, 2011
Home Run First Major League At Bat: Terry Steinbach at Cleveland, Sept. 12, 1986
Home Run, First Major League Hit: Tom Wilson vs. Chicago, May 19, 2001
Hit First Major League At Bat: Tyler Ladendorf vs. Texas, April 8, 2015
Five Hits, Game: Josh Donaldson at Chicago (AL), September 9, 2014
Two Hits, Same Inning: Billy Butler, Mark Canha and Josh Reddick at Chicago (AL), September 15, 2015
Five or More RBI, Same Inning: Mark McGwire at Seattle, September 22, 1996
Three Steals, Game: Coco Crisp vs. Los Angeles (NL), June 19, 2012
Four Steals, Game: Coco Crisp at Tampa Bay, August 6, 2011
Five Steals, Game: Rickey Henderson vs. Seattle, July 29, 1989
Steal of Home: Carlos Gonzalez vs. Florida, June 22, 2008
Hitting for the Cycle: Mark Ellis vs. Boston, June 4, 2007
Two Strikeouts, Inning: Kurt Suzuki at Detroit, August 10, 2007
Hitless Streak, 20 or more at bats: 28, Stephen Vogt, July 23-August 3, 2015
Hitless Streak, 29 or more at bats (single season): 33, Josh Donaldson, June 6-15, 2014
Hitless Streak, 34 or more at bats (single season): 34, Adam Rosales, June 30-September 26, 2011

OAKLAND FIELDING

Four or More Errors, Game: 4, vs. Los Angeles (AL), June 19, 2015
Five or More Errors, Game: 5, vs. Seattle, April 1, 2011
Six or More Errors, Game: 7 vs. Cleveland, June 7, 1987
Three Errors by Team, Inning: vs. Los Angeles (AL), June 19, 2015
Triple Play: vs. Minnesota, August 21, 2012 (Josh Donaldson to Adam Rosales to Chris Carter)
Turned Four or More DPs, Game: 4 at Houston, September 19, 2015
Turned Five or More DPs, Game: 5 vs. Kansas City, August 2, 2010

OAKLAND MISCELLANEOUS – TEAM

Four-Game Series, Sweep: vs. Toronto, July 3-6, 2014
Four-Game Series, Swept: at Baltimore, August 14-17, 2015
Tie Game: vs. Detroit, May 24, 1968 (2-2)
Three Consecutive Extra Inning Games: at Chicago, April 11-13, 2011 (10, 10, 10)
Rain Shortened Game: at Detroit, August 27, 2013
Game Postponed: vs. Seattle, April 4, 2014
Game Cancelled: at Baltimore, September 6, 2008
Played a Game Under 2:00: 1:49, July 8, 2008 vs. Seattle
Doubleheader: vs. Seattle, May 7, 2014
Scheduled Doubleheader: vs. Los Angeles (AL), July 16, 2011
Day-Night Doubleheader: vs. Cleveland, April 2, 2014
Doubleheader, Sweep: vs. Detroit, Aug. 22, 1998 (7-2, 7-1)
Doubleheader, Swept: at Texas, May 29, 2009 (3-6, 2-5)
Player Ejection: Sam Fuld at Baltimore, August 17, 2015
Coach Ejection: Chip Hale at San Francisco, May 29, 2013
Manager Ejection: Bob Melvin at Baltimore, August 17, 2015

LONGEST WINNING STREAKS BY OAKLAND A'S PITCHERS

13	Jim Hunter	June 2 to September 5, 1973	9	Barry Zito	May 5 to June 22, 2002
11	Mark Mulder	May 9 to July 18, 2004	9	Barry Zito	August 20 to October 7, 2001
10	Dan Haren	April 18 to July 1, 2007	9	Tim Hudson	April 25 to July 2, 2000
10	Barry Zito	August 13, 2002 to April 8, 2003	9	T.J. Mathews	June 27, 1998 to May 15, 1999
10	Bob Welch	May 11 to June 30, 1990	9	Mike Moore	September 5, 1991 to April 28, 1992
10	Storm Davis	July 8 to September 5, 1988	9	Dave Stewart	September 19, 1988 to May 5, 1989
10	Vida Blue	April 9 to May 23, 1971	9	Rick Langford	July 5 to August 15, 1980
9	Jarrod Parker	May 28 to September 4, 2013	9	Paul Lindblad	April 11 to September 6, 1975
9	Dan Haren	May 31 to August 7, 2005	9	Chuck Dobson	May 12 to July 20, 1971
9	Tim Hudson	August 3, 2002 to April 1, 2003			



HISTORY



Mudcat Grant (far right) wrote "Black Aces", a book recognizing African-American 20-Game Winners. Dave Stewart, Mike Norris and Vida Blue joined the club as members of the Athletics.

NOTABLE PERFORMANCES & AWARD WINNERS

GENERAL

World Championships (9)

Year	Record	Opponent
1910	102-48	Chicago
1911	101-50	New York
1913	96-57	New York
1929	104-46	Chicago
1930	102-52	St. Louis
1972	93-62	Cincinnati
1973	94-68	New York
1974	90-72	Los Angeles
1989	99-63	San Francisco

American League Pennants (15)

Year	Record	Manager
1902	83-53	Connie Mack
1905	92-56	Connie Mack
1910	102-48	Connie Mack
1911	101-50	Connie Mack
1913	96-57	Connie Mack
1914	99-53	Connie Mack
1929	104-46	Connie Mack
1930	102-52	Connie Mack
1931	107-45	Connie Mack
1972	93-62	Dick Williams
1973	94-68	Dick Williams
1974	90-72	Alvin Dark
1988	104-58	Tony La Russa
1989	99-63	Tony La Russa
1990	103-59	Tony La Russa

West Division Titles (16)

Year	Record	Manager
1971	101-60	Dick Williams
1972	93-62	Dick Williams
1973	94-68	Dick Williams
1974	90-72	Alvin Dark
1975	98-64	Alvin Dark
1981	64-45	Billy Martin
1988	104-58	Tony La Russa
1989	99-63	Tony La Russa
1990	103-59	Tony La Russa
1992	96-66	Tony La Russa
2000	91-70	Art Howe
2002	103-59	Art Howe
2003	96-66	Ken Macha
2006	93-69	Ken Macha
2012	94-68	Bob Melvin
2013	96-66	Bob Melvin

American League Wild Card (2)

Year	Record	Manager
2001	102-60	Art Howe
2014	88-74	Bob Melvin

Batting Champions (6)

Year	Name	Avg.
1901	Nap Lajoie	.426
1930	Al Simmons	.381
1931	Al Simmons	.390
1933	Jimmie Foxx	.356

1951	Ferris Fain	.344
1952	Ferris Fain	.327

Home Run Champions (22)

Year	Name	HR
1901	Nap Lajoie	14
1902	Socks Seybold	16
1904	Harry Davis	10
1905	Harry Davis	8
1906	Harry Davis	12
1907	Harry Davis	8
1911	Frank Baker	11
1912	Frank Baker	10
1913	Frank Baker	12
1914	Frank Baker	9
1918	Tilly Walker	11
1932	Jimmie Foxx	58
1933	Jimmie Foxx	48
1935	Jimmie Foxx	36
1951	Gus Zernial	33
1973	Reggie Jackson	32
1975	Reggie Jackson	36
1981	Tony Armas	22
1987	Mark McGwire	49
1988	Jose Canseco	42
1991	Jose Canseco	44
1996	Mark McGwire	52

RBI Champions (11)

Year	Name	RBI
1901	Nap Lajoie	125
1905	Harry Davis	83
1906	Harry Davis	96
1912	Frank Baker	130
1913	Frank Baker	117
1929	Al Simmons	157
1932	Jimmie Foxx	169
1933	Jimmie Foxx	163
1951	Gus Zernial	125
1973	Reggie Jackson	117
1988	Jose Canseco	124

ERA Champions (12)

Year	Name	ERA
1905	Rube Waddell	1.48
1909	Harry Krause	1.39
1926	Lefty Grove	2.51
1929	Lefty Grove	2.82
1930	Lefty Grove	2.54
1931	Lefty Grove	2.05
1932	Lefty Grove	2.84
1970	Diego Segui	2.56
1971	Vida Blue	1.82
1974	Catfish Hunter	2.49
1981	Steve McCatty	2.32
1994	Steve Ontiveros	2.65

Strikeout Champions (13)

Year	Name	Tot.
1902	Rube Waddell	210
1903	Rube Waddell	302
1904	Rube Waddell	349
1905	Rube Waddell	287

1906	Rube Waddell	196
1907	Rube Waddell	232
1925	Lefty Grove	116
1926	Lefty Grove	194
1927	Lefty Grove	174
1928	Lefty Grove	183
1929	Lefty Grove	170
1930	Lefty Grove	209
1931	Lefty Grove	175

BBWAA AWARDS

AL Most Valuable Player

Lefty Grove	1931
Jimmie Foxx	1932
Jimmie Foxx	1933
Bobby Shantz	1952
Vida Blue	1971
Reggie Jackson	1973
Jose Canseco	1988
Rickey Henderson	1990
Dennis Eckersley	1992
Jason Giambi	2000
Miguel Tejada	2002

AL Cy Young Award

Vida Blue	1971
Jim Hunter	1974
Bob Welch	1990
Dennis Eckersley	1992
Barry Zito	2002

AL Rookie of the Year

Harry Byrd	1952
Jose Canseco	1986
Mark McGwire	1987
Walt Weiss	1988
Ben Grieve	1998
Bobby Crosby	2004
Huston Street	2005
Andrew Bailey	2009

AL Manager of the Year

Tony La Russa	1988
Tony La Russa	1992
Bob Melvin	2012

Local Chapter MVP

Joe Rudi	1974
Rollie Fingers	1975
Vida Blue	1976
Jason Giambi	2000

Bill Rigney "Good Guy" Award

Matt Stairs	1997
Rickey Henderson	1998
Jason Giambi	1999
Eric Chavez	2000
Johnny Damon	2001
Scott Hatteberg	2002
Tim Hudson	2003
Mark Kotsay	2004
Bobby Crosby	2005

Frank Thomas	2006
Mark Ellis	2007
Huston Street	2008
Kurt Suzuki	2009
Kurt Suzuki	2010
Gio Gonzalez	2011
Jonny Gomes	2012
Brandon Moss	2013
Sean Doolittle	2014
Stephen Vogt	2015

THE SPORTING NEWS AWARDS

Major League Player of the Year	
Reggie Jackson	1973

AL Most Valuable Player	
Al Simmons	1929
Jimmie Foxx	1932
Jimmie Foxx	1933

AL Player of the Year	
Ferris Fain	1951
Reggie Jackson	1973
Tony Armas	1981
Jose Canseco	1988

AL Pitcher of the Year	
Bobby Shantz	1952
Vida Blue	1971
Jim Hunter	1974
Bob Welch	1990
Dennis Eckersley	1992
Barry Zito	2002

AL Rookie Player of the Year	
Dick Howser	1961
Mitchell Page	1977
Jose Canseco	1986
Mark McGwire	1987
Walt Weiss	1988
Ben Grieve	1998
Bobby Crosby	2004
Huston Street	2005

AL Rookie Pitcher of the Year	
Jim Nash	1966
Tim Hudson	1999

AL Fireman of the Year	
Jack Aker	1966
Dennis Eckersley	1988
Dennis Eckersley	1991
Dennis Eckersley	1992
Billy Koch	2002
Keith Foulke	2003

AL Comeback Player of the Year	
Storm Davis	1988
John Jaha	1999

ML Manager of the Year	
Billy Martin	1981

AL Manager of the Year	
Tony La Russa	1988
Tony La Russa	1992

ML Executive of the Year

Billy Beane	1999
Billy Beane	2012

Sportsman of the Year

Charles O. Finley	1972
Mark McGwire	1997

Major League All-Star Team

Mickey Cochrane, C	1925
Eddie Rommel, P	1925
Al Simmons, OF	1927
Mickey Cochrane, C	1928
Lefty Grove, P	1928
Jimmie Foxx, 1B	1929
Al Simmons, OF	1929
Mickey Cochrane, C	1929
Lefty Grove, P	1929
Al Simmons, OF	1930
Mickey Cochrane, C	1930
Lefty Grove, P	1930
Al Simmons, OF	1931
Mickey Cochrane, C	1931
Lefty Grove, P	1931
Jimmie Foxx, 1B	1932
Lefty Grove, P	1932
Jimmie Foxx, 1B	1933
Mike Higgins, 3B	1934
Doc Cramer, OF	1935
Mike Higgins, 3B	1936
Ferris Fain, 1B	1951
Ferris Fain, 1B	1952
Bobby Shantz, P	1952

American League All-Star Team

Norm Siebern, 1B	1962
Reggie Jackson, OF	1969
Vida Blue, LHP	1971
Joe Rudi, OF	1972
Sal Bando, 3B	1973
Bert Campaneris, SS	1973
Ken Holtzman, LHP	1973
Reggie Jackson, OF	1973
Sal Bando, 3B	1974
Bert Campaneris, SS	1974
Jim Hunter, RHP	1974
Joe Rudi, OF	1974
Reggie Jackson, OF	1975
Joe Rudi, OF	1976
Dwayne Murphy, OF	1981
Rickey Henderson, OF	1981
Tony Armas, OF	1981
Dave Kingman, DH	1984
Jose Canseco, OF	1988
Dennis Eckersley, RP	1988
Dave Stewart, RHP	1988
Camey Lansford, 3B	1989
Jose Canseco, OF	1990
Rickey Henderson, OF	1990
Bob Welch, RHP	1990
Jose Canseco, OF	1991
Mark McGwire, 1B	1992
Mark McGwire, 1B	1996
Mark Mulder, LHP	2001
Eric Chavez, 3B	2002
Barry Zito, LHP	2002

AL Silver Slugger Team

Rickey Henderson	1981
Jose Canseco	1988
Jose Canseco	1990
Rickey Henderson	1990
Jose Canseco	1991
Mark McGwire	1992
Mark McGwire	1996
Jason Giambi	2001
Eric Chavez	2002

ASSOCIATED PRESS AWARDS

Player of the Year	
Jose Canseco	1988

Manager of the Year	
Billy Martin	1980

Major League All-Star Team

Rickey Henderson, OF	1990
Bob Welch, RHP	1990
Jose Canseco, OF	1991
Dennis Eckersley, RP	1992
Mark McGwire, 1B	1992
Mark McGwire, 1B	1996

UPI AWARDS

Manager of the Year	
Tony LaRussa	1992

Executive of the Year	
Sandy Alderson	1988
Sandy Alderson	1990

AL Comeback Player of the Year	
Dave Kingman	1984
Dave Henderson	1988
Mark McGwire	1992

AL All-Star Team	
Mark McGwire, 1B	1992
Dennis Eckersley, RP	1992

PLAYERS CHOICE AWARDS

AL Outstanding Pitcher of the Year	
Barry Zito	2002

AL Outstanding Rookie	
Ben Grieve	1998
Terrence Long	2000
Bobby Crosby	2004
Huston Street	2005

AL Comeback Player of the Year	
Dennis Eckersley	1992
John Jaha	1999
Frank Thomas	2006

Man of the Year	
Mark McGwire	1996

Notable Performances & Award Winners, continued

MISCELLANEOUS AWARDS

Organization of the Year

Baseball America	1982
Topps	1998
Baseball America	1999
Howe Sports Data	1999
Topps	1999
Topps	2004

Baseball America Executive of the Year

Billy Beane	2002
Billy Beane	2013

AL Chalmers Award*

Eddie Collins	1914
---------------	------

Early American League MVPs*

Mickey Cochrane, C	1928
--------------------	------

AL Rawlings Gold Glove

Joe Rudi, OF	1974
Joe Rudi, OF	1975
Joe Rudi, OF	1976
Dwayne Murphy, OF	1980
Mike Norris, P	1980
Dwayne Murphy, OF	1981
Mike Norris, P	1981
Rickey Henderson, OF	1981
Dwayne Murphy, OF	1982
Dwayne Murphy, OF	1983
Dwayne Murphy, OF	1984
Dwayne Murphy, OF	1985
Alfredo Griffin, SS	1985
Mark McGwire, 1B	1990
Eric Chavez, 3B	2001
Eric Chavez, 3B	2002
Eric Chavez, 3B	2003
Eric Chavez, 3B	2004
Eric Chavez, 3B	2005
Eric Chavez, 3B	2006
Josh Reddick, OF	2012

AL Rolands Relief Man Award

Dennis Eckersley	1988
Dennis Eckersley	1992
Billy Koch	2002
Keith Foulke	2003

Topps ML Rookie All-Star Team

Dick Howser, OF	1961
Ed Charles, 3B	1962
Manny Jimenez, OF	1962
Bert Campaneris, SS	1964
Jim Nash, RHP	1966
Rick Monday, OF	1967
Angel Mangual, OF	1971
Claudell Washington, OF	1974
Wayne Gross, 3B	1977
Mitchell Page, OF	1977
Dave Revering, 1B	1978
John Johnson, LHP	1978
Bob Kearney, C	1983
Jose Canseco, OF	1986

Mark McGwire, 1B	1987
Walt Weiss, SS	1988
Felix Jose, OF	1990
Tony Batista, 2B	1996
Ben Grieve, OF	1998
A.J. Hinch, C	1998
Terrence Long, OF	2000
Mark Ellis, 2B	2002
Bobby Crosby, SS	2004
Dan Johnson, 1B	2005
Huston Street, P	2005
Brad Ziegler, P	2008
Yoenis Céspedes, OF	2012

World Series Most Valuable Player

Gene Tenace	1972
Reggie Jackson	1973
Rollie Fingers	1974
Dave Stewart	1989

ALCS Most Valuable Player

Dennis Eckersley	1988
Rickey Henderson	1989
Dave Stewart	1990

All-Star Game Most Valuable Player

Terry Steinbach	1988
-----------------	------

Outstanding Designated Hitter Award

Dave Kingman	1984
Dave Parker	1989

Joe Cronin Award

Rickey Henderson	1982
Jose Canseco	1988
Dave Stewart	1990

Roberto Clemente Award

Dave Stewart	1990
--------------	------

Tony Conigliaro Award

Jim Mecir	2003
-----------	------

The Hutch Award

Carney Lansford	1992
Jason Giambi	2000

Dave Stewart Community Service Award

Ernie Young	1996
Scott Spiezio	1997
Tom Candiotti	1998
Art Howe	1999
Jason Giambi	2000
Terrence Long	2001
Tim Hudson	2002
Scott Hatteberg	2003
Eric Chavez	2004
Barry Zito	2005
Mark Kotsay	2006
Mark Ellis	2007
Dana Eveland	2008
Dallas Braden/Kurt Suzuki	2009
Craig Breslow	2010
Josh Willingham	2011

Jonny Gomes	2012
Sean Doolittle	2013
Jed Lowrie	2014
Stephen Vogt	2015

Jim "Catfish" Hunter Award

Tim Hudson	2004
Mark Ellis	2005
Jason Kendall	2006
Mark Ellis	2007
Mike Sweeney	2008
Kurt Suzuki	2009
Ben Sheets	2010
Josh Willingham	2011
Jonny Gomes	2012
Coco Crisp	2013
Stephen Vogt	2014
Stephen Vogt	2015

AL Pitcher of the Month

Rick Langford	August, 1979
Matt Keough	April, 1981
Jay Howell	June, 1985
Steve Ontiveros	June, 1987
Dave Stewart	April, 1988
Mike Moore	July, 1989
Dave Stewart	April, 1990
Dave Stewart	September, 1990
Tim Hudson	September, 2000
Mark Mulder	July, 2001
Barry Zito	August, 2001
Barry Zito	September, 2001
Mark Mulder	June, 2002
Cory Lidle	August, 2002
Barry Zito	July, 2005
Esteban Loaiza	August, 2006
Dan Haren	May, 2007
Bartolo Colón	June, 2013
Sonny Gray	April, 2014
Sonny Gray	July, 2014
Scott Kazmir	July, 2015

AL Player of the Month

Gene Tenace	September, 1975
Mike Davis	April, 1985
Carney Lansford	May, 1988
Jose Canseco	September, 1988
Jose Canseco	May, 1990
Dave Henderson	April, 1991
Mark McGwire	June, 1996
Jason Giambi	September, 2000
Jason Giambi	May, 2001
Jermaine Dye	August, 2001
Eric Chavez	September, 2001
Josh Donaldson	September, 2013

AL Rookie of the Month

Bobby Crosby	June, 2004
Joe Blanton	June, 2005
Joe Blanton	August, 2005
Andrew Bailey	August, 2009
Brett Anderson	September, 2009
Jemile Weeks	June, 2011
Yoenis Céspedes	September, 2012
Nate Freiman	May, 2013

ATHLETICS IN THE HALL OF FAME

Players (6)	Year Inducted	Pos.	Career Avg.	Years With Athletics
Frank Baker	1955	3B	.307	1908-14
Mickey Cochrane	1947	C	.320	1925-33
Jimmie Foxx	1951	1B	.325	1925-35
Rickey Henderson	2009	OF	.279	1979-1984; 89-93; 94-95; 98
Reggie Jackson	1993	OF	.262	1967-75; 87
Al Simmons	1953	OF	.334	1924-32; 40-41; 44

Pitchers (7)	Year Inducted	Career Record	Career ERA	Years With Athletics
Chief Bender	1953	212-127	2.46	1903-14
Dennis Eckersley	2004	197-171, 390 SVs	3.50	1987-95
Rollie Fingers	1992	114-118, 341 SVs	2.90	1968-76
Lefty Grove	1947	300-141	3.06	1925-33
Jim Hunter	1987	224-166	3.26	1965-74
Eddie Plank	1946	326-194	2.35	1901-14
Rube Waddell	1946	193-143	2.16	1902-07

Managers (3)	Year Inducted	Career Record	Years With Athletics
Tony La Russa	2014	2728-2365	1986-95
Connie Mack	1937	3776-4025	1901-50
Dick Williams	2008	1571-1451	1971-73

Other Hall of Famers Who Spent Part of Their Career With the Athletics (23): Orlando Cepeda (1972); Ty Cobb (1927-28); Eddie Collins (1906-14; 1927-30); Jimmy Collins (1907-08); Stan Coveleski (1912); Elmer Flick (1902); Nellie Fox (1947-49); Rich Gossage (1992-93); Whitey Herzog (1958-60); Waite Hoyt (1931); George Kell (1943-46); Nap Lajoie (1901-02; 1915-16); Willie McCovey (1976); Joe Morgan (1984); Satchel Paige (1965); Herb Pennock (1912-15); Mike Piazza (2007); Enos Slaughter (1955-56); Tris Speaker (1928); Don Sutton (1985); Frank Thomas (2006; 08); Zack Wheat (1927); Billy Williams (1975-76).

Broadcasters Who Spent Part of Their Careers With the Athletics (Ford C. Frick Award): By Saam (1938-54); Harry Caray (1970); Jon Miller (1974); Lon Simmons (1981-1995)

Note: For purpose of comparison, the National Baseball Hall of Fame uses "games played" and "games won" as the determining factors for position players and pitchers who played for more than one club during their careers. Based on that criteria, Willie McCovey, for example, is not counted among the Athletics 16 representatives.

ATHLETICS RETIRED NUMBERS

JIM "CATFISH" HUNTER

27

Pitcher

Born: April 8, 1946


Batted: Right

Hall of Fame Induction: 1987

Birthplace: Hartford, NC

Threw: Right

Number Retired: June 9, 1991



A control pitcher with a sneaky fastball, Catfish Hunter enjoyed a 15-year major league career with the Kansas City/Oakland Athletics and the New York Yankees...posted a 224-166 career record with a 3.26 ERA before arm trouble ended his career at the age of 33...holds Oakland's all-time career mark for wins (131)...won 20 or more games five consecutive seasons (1971-75), including his Cy Young Award-winning season of 1974 when he won a career-high 25 games... won five World Series rings, three with the A's and two with the Yankees...was 4-0 with one save in seven World Series appearances with the A's...signed a free agent contract with the Yankees in 1975 and helped New York to three straight pennants (1976-78)...was an eight-time All-Star...pitched a perfect game on May 8, 1968 against the Minnesota Twins...made his major league debut in 1965 with the Kansas City Athletics and did not miss a start until 1977...a good hitting pitcher, he batted .350 (36-for-103) in 1971 and had a .226 lifetime average with six home runs... nicknamed "Catfish" for effect by A's owner Charles O. Finley...soft-spoken and humble with a dose of country charm, he was inducted into the Hall of Fame in 1987.


ROLLIE FINGERS

34

Pitcher

Born: August 25, 1946
Batted: Right
Hall of Fame Induction: 1992

Birthplace: Steubenville, OH
Threw: Right
Number Retired: July 5, 1993



Almost as famous for his handlebar mustache as his pitching, Rollie Fingers is one of the greatest relief pitchers in major league history...in his 17-year career spent with Oakland (1968-76), San Diego (1977-80) and Milwaukee (1981-85), the seven-time All-Star chalked up 341 saves to go along with a 114-118 career mark...made his ML debut in 1968 and began the 1969, '70 and '71 seasons as a starter, but finished all three seasons in the bullpen...became a full-time reliever in 1972, winning 11 games in relief and saving 21 to help Oakland to its first World Series appearance...saved 22 games and posted a 1.92 ERA in 1973...earned a win and two saves in the '74 World Series against the Los Angeles Dodgers...in 1975, pitched the final two innings of a four-pitcher no-hitter as he, Vida Blue, Glenn Abbott and Paul Lindblad combined to blank the California Angels, 5-0...signed a free agent contract with San Diego following the 1976 season and promptly led the National League in appearances (78) and saves (35)...posted a career high 37 saves for the Padres in 1978...returned to the American League in 1981 after being traded to Milwaukee and led the AL in saves with 28 to go along with a 1.04 ERA as the Brewers made their first-ever postseason appearance... captured both the Cy Young and Most Valuable Player Awards in 1981 after figuring in 55 percent of the Brewers victories...retired following the 1985 season...inducted into the Hall of Fame in 1992.


REGGIE JACKSON

9

Outfielder

Born: May 18, 1946
Batted: Left
Hall of Fame Induction: 1993

Birthplace: Wyncote, PA
Threw: Left
Number Retired: May 22, 2004



Was originally selected by the Kansas City Athletics in the first round of the 1966 June Draft and played for 21 seasons in the Major Leagues, including nine seasons in Oakland (1968-75; 1987)...was a .262 career hitter with 563 home runs and 1702 RBI...named American League Most Valuable Player in 1973...appeared in 12 All-Star Games, 11 League Championship Series and five World Series..."Mr. October" played in five World Series (27 games) and was a part of four world championship clubs...earned World Series MVP honors in 1973 with Oakland and again in 1977 with New York...belted three home runs in Game Six of the 1977 World Series, all on the first pitch...once said, "Some people call October a time of pressure. I call it a time of character"...stole 228 bases in his career...finished among the AL Top 10 in home runs 13 times and led the circuit on four occasions...had 16 seasons of at least 20 home runs which ties an AL record...had six seasons of 100 or more RBI...when his number was retired on May 22, 2004, he ranked second on Oakland's career charts in home runs (268), double (230) and extra base hits (521)...became the eighth player to have his number retired by at least two teams and third to have two different numbers retired...inducted into the Hall of Fame in 1993.


DENNIS ECKERSLEY

43

Pitcher

Born: October 3, 1954
Batted: Right
Hall of Fame Induction: 2004

Birthplace: Oakland, CA
Threw: Right
Number Retired: August 13, 2005




Dennis Eckersley blazed a unique path to the Hall of Fame that most likely will never be repeated, beginning his career as a highly-touted starting pitcher before transforming into arguably the best closer the game has ever seen...from 1988 to 1992, Eck averaged 44 saves a season and helped the A's to four American League West crowns, three AL pennants and a World Series title in 1989...had 15 career postseason saves, including four when he was named 1988 ALCS MVP against Boston...was a six-time All-Star, including four times with Oakland (1988, 90-92)...earned both the American League Cy Young and Most Valuable Player Awards in 1992 after recording a league leading, career high and Oakland record 51 saves in 54 opportunities...finished his Oakland career as the Athletics career leader in saves (320)...tossed a no-hitter against California on May 30, 1977 as a member of the Cleveland Indians...ended his 24-year major league career with a record of 197-171 to go along with 390 saves and a 3.50 ERA...inducted into the Hall of Fame in 2004...had his number retired by the Oakland Athletics on August 13, 2005.

Outfielder

Born: December 25, 1958
Batted: Right
Hall of Fame Induction: 2009

Birthplace: Chicago, IL
Threw: Left
Number Retired: August 1, 2009



Rickey Henderson is one of the greatest leadoff hitters in baseball history...when his 25-year career concluded following the 2003 season, he was Major League Baseball's all-time leader in runs (2295), stolen bases (1406) and walks (2190)...he also banged out 3,055 hits, 297 home runs and 1,115 RBI with a .401 on-base percentage...he also hit 81 home runs leading off a game, still a ML mark...Henderson made his ML debut with Oakland in 1979 and had four stints with the A's (1979-84, 89-93, 94-95, 98)...he also played for both New York teams, San Diego, Boston, Los Angeles, Anaheim, Seattle and Toronto...Henderson was a 10-time All-Star and was named 1990 American League Most Valuable Player after batting .325 with 28 home runs, 61 RBI, 119 runs scored, 97 walks and 65 stolen bases...he set the ML single season stolen base record with 130 in 1982 and led the league in steals 12 times...inducted into the Hall of Fame in 2009...had his number retired by the Oakland Athletics on August 1, 2009...at the time, he was Oakland's all-time leader in games (1704), at bats (6140), runs (1270), hits (1768), doubles (289), triples (41), walks (1227) and stolen bases (867).

SPECIAL RECOGNITION

WALTER A. HAAS, JR.

Owner/Managing General Partner 1980-95

Born: January 24, 1916

Birthplace: San Francisco, CA




One of the most beloved owners in the history of the Athletics organization, Walter A. Haas, Jr. purchased the A's from Charles O. Finley in 1980, saving the team from potentially moving out of the area...during his 15-year ownership period, the A's won one World Championship (1989) and captured three consecutive American League pennants (1988-90)...team broke franchise attendance records each of those seasons, attracting a record 2.9 million fans to the Coliseum in 1990...long considered one of the top business and civic leaders in the United States, Haas headed some of the finest corporations in the country, including Levi Strauss, Bank of America, United Air Lines and the Pacific Telephone Company...former A's slugger Mark McGwire once described Haas as "the nicest man who has ever been put on this earth"...the A's paid tribute to his ownership reign on September 17, 1995 on Haas Family Tribute Day, when an honorary jersey was retired...Haas passed away on September 20, 1995...inducted to the Bay Area Sports Hall of Fame in 2013.

JACKIE ROBINSON

Second Baseman

Born: January 31, 1919
Batted: Right
Hall of Fame Induction: 1962

Birthplace: Cairo, GA
Threw: Right



Jackie Robinson burst onto the scene in 1947, breaking baseball's color barrier and bringing the Negro leagues' electrifying style of play to the majors...quickly became baseball's top drawing card and a symbol of hope to millions of Americans...led the Dodgers to six pennants in his 10 seasons...dominated games on the base paths, stealing home 19 times while riling opposing pitchers with his daring baserunning style...was named National League MVP in 1949, leading the loop in hitting (.342) and steals (37), while knocking in 124 runs...passed away on October 24, 1972 in Stamford, Conn...was named to Major League Baseball's All-Century Team...number 42 was retired by every Major League team in 1997.

ATHLETICS ALL-STAR GAME SELECTIONS

1933 Connie Mack (manager), Jimmie Foxx (1b), Lefty Grove (p)
 1934 Jimmie Foxx (1b), Pinky Higgins (3b)
 1935 Jimmie Foxx (1b), Bob Johnson (of)
 1936 Pinky Higgins (3b)
 1937 Wally Moses (of)
 1938 Bob Johnson (of)
 1939 Russell Blackburne (coach), Frank Hayes (c), Bob Johnson (of)
 1940 Frank Hayes (c), Bob Johnson (of)
 1941 Frank Hayes (c)
 1942 Bob Johnson (of)
 1943 Russell Blackburne (coach), Dick Siebert (1b)
 1944 Frank Hayes (c), Bobo Newsom (p)
 1945 NO GAME
 1946 Buddy Rosar (c), Sam Chapman (of)
 1947 Buddy Rosar (c)
 1948 Buddy Rosar (c)*, Joe Coleman (p)
 1949 Eddie Joost (ss)*, Lou Brissie (p), Alex Kellner (p)
 1950 Ferris Fain (1b)
 1951 Ferris Fain (1b)*, Bobby Shantz (p)
 1952 Ferris Fain (1b), Bobby Shantz (p), Eddie Joost (ss)
 1953 Gus Zernial (of)*, Eddie Robinson (1b)
 1954 Jim Finigan (3b)
 1955 Jim Finigan (3b)*, Vic Power (1b)
 1956 Harry Simpson (of), Vic Power (1b)
 1957 Joe DeMaestri (ss)
 1958 Bob Cerv (of)*
 1959 Harry Craft (coach), Bud Daley (p), Roger Maris (of)****
 1960 Bud Daley (p)
 1961 Dick Howser (ss)
 1962 Norm Siebern (1b), Hank Bauer (coach)****
 1963 Norm Siebern (1b-of)
 1964 John Wyatt (p)
 1965 John O'Donoghue (p)
 1966 Jim Hunter (p)
 1967 Jim Hunter (p)
 1968 Bert Campaneris (ss), Rick Monday (of), John Odom (p)
 1969 Sal Bando (3b)*, Reggie Jackson (of)*, John Odom (p)
 1970 Jim Hunter (p)
 1971 Vida Blue (p), Dave Duncan (c), Reggie Jackson (of)
 1972 Dick Williams (coach), Sal Bando (3b), Bert Campaneris (ss), Ken Holtzman (p), Jim Hunter (p), Reggie Jackson (of)*, Joe Rudi (of)
 1973 Dick Williams (manager), Sal Bando (3b), Bert Campaneris (ss), Rollie Fingers (p), Ken Holtzman (p), Jim Hunter (p), Reggie Jackson (of)*
 1974 Sal Bando (3b), Bert Campaneris (ss)*, Rollie Fingers (p), Jim Hunter (p), Reggie Jackson (of)*, Joe Rudi (of)
 1975 Alvin Dark (manager), Wes Stock (coach), Vida Blue (p), Bert Campaneris (ss)*, Rollie Fingers (p), Reggie Jackson (of)*, Joe Rudi (of)*, Gene Tenace (c), Claudell Washington (of)
 1976 Rollie Fingers (p), Phil Garner (2b)
 1977 Wayne Gross (3b)
 1978 Matt Keough (p)
 1979 Jeff Newman (c)
 1980 Rickey Henderson (of)
 1981 Tony Armas (of), Mike Norris (p)

1982 Billy Martin (manager), Art Fowler (coach), Jackie Moore (coach), Rickey Henderson (of)*
 1983 Rickey Henderson (of)
 1984 Bill Caudill (p), Rickey Henderson (of), Jackie Moore (coach)
 1985 Jay Howell (p)
 1986 Jose Canseco (of)
 1987 Tony La Russa (coach), Rene Lachemann (coach), Jay Howell (p), Mark McGwire (1b)
 1988 Jose Canseco (of)*, Dennis Eckersley (p), Carney Lansford (3b), Mark McGwire (1b)*, Terry Steinbach (c)*
 1989 Tony La Russa (manager), Dave Duncan (coach), Art Kuszner (coach), Jose Canseco (of)***, Mark McGwire (1b)*, Mike Moore (p), Terry Steinbach (c)*, Dave Stewart (p)*
 1990 Tony La Russa (manager), Dave Duncan (coach), Dave McKay (coach), Jose Canseco (of)*, Dennis Eckersley (p), Rickey Henderson (of)*, Mark McGwire (1b)*, Bob Welch (p)*
 1991 Tony La Russa (manager), Dave Duncan (coach), Rene Lachemann (coach), Tommie Reynolds (coach), Harold Baines (of), Dennis Eckersley (p), Dave Henderson (of)*, Rickey Henderson (of)*, Mark McGwire (1b)**
 1992 Jose Canseco (of)***, Dennis Eckersley (p), Mark McGwire (1b)*
 1993 Terry Steinbach (c)
 1994 Ruben Sierra (of)
 1995 Mark McGwire (1b)***, Steve Ontiveros (rhp)
 1996 Mark McGwire (1b)
 1997 Mark McGwire (1b)
 1998 Art Howe (coach), Ben Grieve (of)
 1999 John Jaha (1b)
 2000 Jason Giambi (1b)*, Tim Hudson (rhp), Jason Istringhausen (rhp)
 2001 Jason Giambi (1b)
 2002 Miguel Tejada (ss), Barry Zito (lhp)
 2003 Ramon Hernandez (c), Keith Foulke (rhp), Mark Mulder (lhp), Barry Zito (lhp)*****
 2004 Mark Mulder (lhp)*, Tim Hudson (rhp)**
 2005 Justin Duchscherer (rhp), Ken Macha (coach)
 2006 Barry Zito (lhp)
 2007 Dan Haren (rhp)*
 2008 Justin Duchscherer (rhp)
 2009 Andrew Bailey (rhp)
 2010 Andrew Bailey (rhp), Trevor Cahill (rhp)*****, Bob Geren (coach)
 2011 Gio Gonzalez (lhp)
 2012 Ryan Cook (rhp), Bob Melvin (coach)
 2013 Grant Balfour (rhp), Bartolo Colon***** (rhp)
 2014 Yoenis Cespedes (of), Josh Donaldson (3b)*, Sean Doolittle (lhp), Scott Kazmir (lhp), Brandon Moss (1b/of), Derek Norris (c), Jeff Samardzija (rhp)*****
 2015 Sonny Gray (rhp)*****, Stephen Vogt (c)

* All-Star Game Starters

** Elected Starter, Injured

*** Injured, did not play

**** Second game addition

***** Ineligible List, did not play

***** Named to NL All-Star Team, ineligible list

OAKLAND ATHLETICS IN SEASON OPENERS

Year	Date	Opponent	W-L	Score	WP	LP	Attendance
1968	April 10	at Baltimore	L	1-3	Phoebus	Hunter	22,050
1969	April 8	Chicago	W	5-2	Odom	Peters	23,610
1970	April 7	at Kansas City	W	6-4	Odom	Bunker	18,127
1971	April 5	at Washington	L	0-8	Bosman	Blue	45,061
1972	April 15	Minnesota	W	4-3 (11)	Locker	LaRoche	9,912
1973	April 6	Minnesota	L	3-8	Blyleven	Hunter	37,972
1974	April 4	at Texas	W	7-2	Hunter	Bibby	21,907
1975	April 8	Chicago	W	3-2	Blue	Wood	17,474
1976	April 9	at California	W	5-2	Torrez	Tanana	30,094
1977	April 9	Minnesota	W	7-4	Torrez	Schuler	12,562
1978	April 7	at California	L	0-1	Tanana	Langford	29,194
1979	April 6	Minnesota	L	3-5	Goltz	Langford	10,387
1980	April 10	Minnesota	L	7-9 (12)	Corbett	McCatty	24,415
1981	April 9	at Minnesota	W	5-1	Norris	Koosman	42,658
1982	April 6	California	W	3-2 (11)	Jones	Aase	48,348
1983	April 4	Cleveland	L	5-8	Sutcliffe	Langford	34,831
1984	April 3	Milwaukee	W	6-5	Burgmeier	Fingers	45,398
1985	April 9	at Seattle	L	3-6	Moore	Codioli	37,161
1986	April 8	Minnesota	L	2-3	Viola	Codioli	44,726
1987	April 7	at Minnesota	L	4-5 (10)	Frazier	Krueger	43,548
1988	April 4	Seattle	W	4-1	Stewart	Langston	45,333
1989	April 3	Seattle	W	3-2	Stewart	Langston	46,163
1990	April 9	Minnesota	W	8-3	Stewart	Anderson	45,207
1991	April 9	Minnesota	W	7-2	Stewart	Morris	44,373
1992	April 6	Kansas City	W	5-3	Honeycutt	Aquino	44,078
1993	April 5	Detroit	W	9-4	Welch	Moore	43,370
1994	April 5	at Milwaukee	L	7-11	Kiefer	Ontiveros	52,012
1995	April 26	at Toronto	L	1-13	Cone	Stewart	50,426
1996	April 1	vs. Toronto*	L	6-9	Hanson	Reyes	7,292
1997	April 2	Cleveland	L	7-9	Kline	Wengert	41,332
1998	April 1	Boston	L	0-2	Martinez	Candiotti	36,915
1999	April 4	New York	W	5-3 (8)	Mathews	Stanton	46,380
2000	April 3	Detroit	L	4-7	Nomo	Appier	53,498
2001	April 2	at Seattle	L	4-5	Rhodes	Mecir	45,911
2002	April 1	Texas	W	8-3	Mulder	Park	43,908
2003	April 1	Seattle	W	5-0	Hudson	Garcia	41,723
2004	April 5	Texas	W	5-4	Bradford	Nelson	45,122
2005	April 4	at Baltimore	L	0-4	Lopez	Zito	48,271
2006	April 3	New York	L	2-15	Johnson	Zito	35,077
2007	April 2	at Seattle	L	0-4	Hernandez	Haren	46,002
2008	March 25	vs. Boston**	L	5-6 (10)	Okajima	Street	44,628
2009	April 6	at Los Angeles	L	0-3	Saunders	Braden	43,220
2010	April 5	Seattle	L	3-5	League	Ziegler	30,686
2011	April 1	Seattle	L	2-6	Hernandez	Breslow	36,067
2012	March 28	vs. Seattle**	L	1-3	Wilhelmsen	Carignan	44,227
2013	April 1	Seattle	L	0-2	Hernandez	Anderson	36,067
2014	March 31	Cleveland	L	0-2	Allen	Johnson	36,067
2015	April 6	Texas	W	8-0	Gray	Gallardo	36,067

*Las Vegas, Nev.

**Tokyo, Japan

Overall Record: 21-27 (Oakland 17-13, Road 4-11, Tokyo 0-2, Las Vegas 0-1)

OAKLAND A'S OPENING DAY TRIVIA

Youngest Opening Day Starters

Claudell Washington, LF (1975)	20 yrs, 220 days
Rickey Henderson, LF (1980)	21 yrs, 106 days
Eric Chavez, 3B (1999)	21 yrs, 119 days
Claudell Washington, RF (1976)	21 yrs, 221 days
Vida Blue, P (1971)	21 yrs, 251 days
Jose Canseco, LF (1986)	21 yrs, 280 days
Reggie Jackson, RF (1968)	21 yrs, 327 days

Oldest Opening Day Starters

Reggie Jackson, DH (1987)	40 yrs, 324 days
Tom Candiotti, P (1998)	40 yrs, 213 days
Joe Morgan, 2B (1984)	40 yrs, 196 days
Tony Phillips, 2B (1999)	39 yrs, 344 days
Randy Velarde, 2B (2002)	39 yrs, 128 days
Rickey Henderson, LF (1998)	39 yrs, 97 days
Don Baylor, DH (1988)	38 yrs, 281 days

OAKLAND A'S OPENING DAY LINEUPS

1968

Campaneris . . . SS
R. Jackson . . . RF
Bando 3B
Webster 1B
Donaldson . . . 2B
Pagliaroni . . . C
Gosger LF
Monday CF
Hunter P

1969

Campaneris . . . SS
R. Jackson . . . RF
Hershberger . . LF
Bando 3B
Cater 1B
Green 2B
Monday CF
Duncan C
Odom P

1970

Campaneris . . . SS
Monday CF
F. Alou LF
R. Jackson . . . RF
Bando 3B
Mincher 1B
Green 2B
Fernandez . . . C
Odom P

1971

Campaneris . . . SS
F. Alou LF
R. Jackson . . . RF
Mincher 1B
Bando 3B
Monday CF
Duncan C
Green 2B
Blue P

1972

Campaneris . . . SS
Rudi LF
R. Jackson . . . RF
Bando 3B
Epstein 1B
B. Brooks CF
Duncan C
Green 2B
Holtzman P

1973

North DH
Maxvill SS
Rudi LF
R. Jackson . . . RF
Bando 3B
Tenace 1B
Conigliaro . . . CF
Fosse C
Green 2B
Hunter P

1974

North CF
Campaneris . . . SS
Bando 3B
R. Jackson . . . RF
Tenace 1B
Rudi LF
D. Johnson . . . DH
Fosse C
Green 2B
Hunter P

1975

North CF
Campaneris . . . SS
Bando 3B
R. Jackson . . . RF
Rudi 1B
B. Williams . . . DH
Tenace C
C. Washington . LF
Garner 2B
Blue P

1976

North CF
Campaneris . . . SS
C. Washington . RF
Baylor 1B
Rudi LF
Bando 3B
Tenace C
B. Williams . . . DH
Garner 2B
M. Torrez P

1977

North CF
Scott 2B
Page LF
Allen 1B
Sanguillen . . . C
Gross 3B
E. Williams . . . DH
Armas RF
Picciolo SS
M. Torrez P

1978

Dilone LF
North CF
Thomasson . . . 1B
Armas RF
G. Alexander . . DH
Essian C
Gross 3B
Guerrero SS
Staggs 2B
Langford P

1979

Burke LF
Dilone RF
Page DH
Newman C
Revering 1B
Edwards 2B
Armas CF
Kluttz 3B
Picciolo SS
Langford P

1980

Henderson LF
Murphy CF
Heath C
Newman 1B
Essian DH
Armas RF
Guerrero SS
Kluttz 3B
Picciolo P
Langford P

1981

Henderson LF
Murphy CF
C. Johnson . . . DH
Armas RF
Heath C
Newman 1B
Babitt 2B
McKay 3B
Picciolo SS
Norris P

1982

Henderson LF
Murphy CF
Meyer DH
Armas RF
Gross 3B
Spencer 1B
Lopes 2B
Kearney C
Stanley SS
Langford P

1983

Henderson LF
Davis RF
Lansford 3B
Murphy CF
Burroughs DH
Moore 1B
Lopes 2B
Kearney C
Phillips SS
Langford P

1984

Henderson LF
Murphy CF
Morgan 2B
Lansford 3B
Bochte 1B
Kingman DH
Davis RF
Heath C
Hill SS
McCatty P

1985

Collins LF
Lansford 3B
Murphy CF
Kingman DH
Bochte 1B
Heath C
Davis RF
Hill 2B
Griffin SS
Codirolì P

1986

Phillips 2B
Murphy CF
Baker DH
Kingman 1B
Canseco LF
Lansford 3B
Davis RF
Griffin SS
Tettleton C
Codirolì P

1987

Davis RF
Phillips 2B
Lansford 3B
Canseco LF
Jackson DH
Murphy CF
R. Nelson 1B
Tettleton C
Griffin SS
Young P

1988

Phillips 2B
Lansford 3B
Canseco RF
McGwire 1B
Parker LF
Henderson CF
Baylor DH
Steinbach C
Weiss SS
Stewart P

1989

Phillips LF
D. Henderson . . CF
Lansford 3B
McGwire 1B
Steinbach C
Parker DH
Hubbard 2B
Javier RF
Weiss SS
Stewart P

1990

R. Henderson . . LF
Lansford 3B
Canseco RF
McGwire 1B
D. Henderson . . CF
Steinbach C
Javier DH
Gallego 2B
Weiss SS
Stewart P

1991

R. Henderson . . LF
D. Henderson . . CF
Canseco RF
Baines DH
Steinbach C
McGwire 1B
Riles 3B
Weiss SS
Gallego 2B
Stewart P

1992

R. Henderson . . LF
Wilson CF
Canseco RF
Baines DH
McGwire 1B
Steinbach C
Lansford 3B
Bordick SS
Blankenship . . . 2B
Stewart P

1993

R. Henderson . . . LF
 D. Henderson . . . CF
 Sierra RF
 McGwire 1B
 Neel DH
 Steinbach C
 Bordick 3B
 Bordick SS
 Blankenship . . . 2B
 Welch P

1994

Henderson LF
 Javier CF
 Sierra RF
 McGwire 1B
 Gates 2B
 Neel DH
 Steinbach C
 Brosius 3B
 Bordick SS
 Witt P

1995

Henderson LF
 Javier CF
 Berroa DH
 Sierra RF
 McGwire 1B
 Steinbach C
 Brosius 3B
 Gallego 2B
 Bordick SS
 Stewart P

1996

Young CF
 Gates 2B
 Giambi 1B
 Berroa DH
 Plantier LF
 Muñoz RF
 Steinbach C
 Lovullo 3B
 Bordick SS
 Reyes P

1997

Batista SS
 Brosius 3B
 Canseco RF
 McGwire 1B
 Berroa DH
 Giambi LF
 Young CF
 Spiezio 2B
 Williams C
 Prieto P

1998

Henderson LF
 Magadan 3B
 Grieve RF
 Stairs DH
 Giambi 1B
 Spiezio 2B
 Hinch C
 McDonald CF
 Bournigal SS
 Candiotti P

1999

Phillips 2B
 McDonald CF
 Giambi DH
 Stairs RF
 Jaha 1B
 Grieve LF
 Chavez 3B
 Hinch C
 Tejada SS
 Heredia P

2000

Becker CF
 Tejada SS
 Giambi, Ja 1B
 Jaha DH
 Stairs RF
 Grieve LF
 Hernandez C
 Chavez 3B
 Menechino 2B
 Appier P

2001

Damon LF
 Ortiz 2B
 Giambi, Ja 1B
 Saenz DH
 Chavez 3B
 Tejada SS
 Long CF
 Giambi, Je RF
 Hernandez C
 Hudson P

2002

Giambi, Je LF
 Velarde 2B
 Hatteberg DH
 Justice RF
 Chavez 3B
 Tejada SS
 Long CF
 Hernandez C
 Pena 1B
 Mulder P

2003

Ellis 2B
 Hatteberg 1B
 Tejada SS
 Chavez 3B
 Dye RF
 Durazo DH
 Long LF
 Hernandez C
 Singleton CF
 Hudson P

2004

Kotsay CF
 Kieley LF
 Chavez 3B
 Dye RF
 Durazo DH
 Karros 1B
 Crosby SS
 Miller C
 Scutaro 2B
 Hudson P

2005

Kotsay CF
 Kendall C
 Chavez 3B
 Durazo DH
 Hatteberg 1B
 Byrnes LF
 Crosby SS
 Swisher RF
 Ellis 2B
 Zito P

2006

Ellis 2B
 Kotsay CF
 Crosby SS
 Chavez 3B
 Thomas DH
 Bradley RF
 Payton LF
 Kendall C
 Swisher 1B
 Zito P

2007

Kendall C
 Stewart LF
 Bradley CF
 Piazza DH
 Chavez 3B
 Swisher 1B
 Crosby SS
 Buck RF
 Ellis 2B
 Haren P

2008

Buck RF
 Ellis 2B
 Barton 1B
 Cust DH
 Brown LF
 Crosby SS
 Hannahan 3B
 Suzuki C
 R. Sweeney CF
 Blanton P

2009

Sweeney CF
 Cabrera SS
 Giambi DH
 Holliday LF
 Garciaparra . . . 1B
 Chavez 3B
 Suzuki C
 Cust RF
 Ellis 2B
 Braden P

2010

Davis CF
 Barton 1B
 Sweeney RF
 Kouzmanoff . . . 3B
 Suzuki C
 Chavez DH
 Ellis 2B
 Buck LF
 Pennington SS
 Sheets P

2011

Crisp CF
 Barton 1B
 DeJesus RF
 Willingham LF
 Matsui DH
 Suzuki C
 Ellis 2B
 Kouzmanoff . . . 3B
 Pennington SS
 Cahill P

2012

Weeks 2B
 Pennington SS
 Crisp LF
 Smith DH
 Suzuki C
 Reddick RF
 Céspedes CF
 Allen 1B
 Sogard 3B
 McCarthy P

2013

Crisp CF
 Jaso C
 Reddick RF
 Céspedes LF
 Lowrie SS
 Moss 1B
 Donaldson 3B
 Smith DH
 Sogard 2B
 Anderson P

2014

Crisp CF
 Donaldson 3B
 Lowrie SS
 Moss DH
 Céspedes LF
 Jaso C
 Reddick RF
 Barton 1B
 Sogard 2B
 Gray P

2015

Gentry RF
 Fuld CF
 Zobrist LF
 Butler DH
 Davis 1B
 Lawrie 3B
 Vogt C
 Semien SS
 Sogard 2B
 Gray P

OAKLAND A'S MOST OPENING DAY STARTS

- 12 Rickey Henderson
- 11 Eric Chavez
- 9 Sal Bando
- Reggie Jackson
- Carney Lansford
- Mark McGwire
- Terry Steinbach
- 8 Bert Campaneris
- Mark Ellis
- Wayne Murphy

THE CHAMPIONSHIP YEARS

1910: Finished with a 102-48 record and outdistanced the New York Highlanders by 14.5 games in the American League standings... defeated the Chicago Cubs in five games to win the first of five World Championships in Philadelphia...102 wins set a new American League record...opened the season in Washington in a game attended by President William Howard Taft, who honored the game by throwing out the first ball, setting a precedent which was followed by each of his successors until the Senators left Washington following the 1971 season...the pitching staff, headlined by Jack Coombs, Chief Bender, Cy

Morgan and Eddie Plank, finished with a 1.79 ERA... Coombs emerged as the ace of the pitching staff and finished with a 31-9 record and a 1.30 ERA, including 13 shutouts...compiled a 46-inning scoreless streak during the season...the infield of Stuffy McInnis, Eddie Collins, Jack Barry, and Frank Baker would become known as the "\$100,000 Infield"...won the first three games of the World Series before the Cubs took game four, 4-3 in 10 innings...Coombs won his third game of the series in Game 5, outpitching Mordecai Brown to lift the A's to their first world title.

1911: Dominated the American League for the second straight season, finishing with a 101-50 record...defeated the New York Giants in six games to capture a second straight world championship...offense was paced by Eddie Collins, Frank Baker, Stuffy McInnis, Eddie Murphy and Bris Lord...Baker captured the American League home run title with 11 round trippers, earning him the nickname "Home Run" Baker...clinched the pennant on Sept. 26 with an 11-5 win over Detroit at Shibe Park, as Baker hit two doubles and two home runs...faced the New York Giants in the World Series in a rematch of the 1905 Fall Classic, won by the Giants...Christy Mathewson and Chief Bender square-off in Game 1, just as they did in the 1905 Series finale...a run-scoring double by New York's Josh Devore in the seventh inning breaks a 1-1 tie as the Giants capture the first game...the A's won Game 2, 3-1, behind the pitching of Eddie Plank and a home run by Baker...A's took a 2-1 lead in the series by winning Game 3, 3-2 in 11 innings at the Polo Grounds...after heavy rains forced postponement of the series for a week, the A's captured Game 4 at Shibe Park, 4-2, as Bender outdueled Mathewson...the Giants staved off elimination by winning Game 5 at the Polo Grounds, 4-3 in 10 innings...the A's routed the Giants, 13-2 in Game 6 to capture their second straight World Series title.

1911 World Champion Philadelphia Athletics



1911 PHILADELPHIA ATHLETICS – Front row: Topsy Hartsel, Doc Martin, Dave Danforth, Louis Van Zeldt (mascot), Stuffy McInnis, Eddie Collins, Jack Barry; Row two: Rube Oldring, Bris Lord, Danny Murphy, Manager Connie Mack, Eddie Plank, Jack Lapp, Amos Strunk; Top row: Harry Davis, Frank Baker, Jack Coombs, Harry Krause, Ira Thomas, Chief Bender, Claude Derrick, Cy Morgan, Padding Livingston

1910 World Champion Philadelphia Athletics



1910 PHILADELPHIA ATHLETICS – Front row: Topsy Hartsel, Stuffy McInnis, Tom Atkins, Harry Krause, bat boy Louis Van Zelt, Jim Dygert, Eddie Collins, Jack Barry and Pat Livingston; Second row: Rube Oldring, Bris Lord, Danny Murphy, Manager Connie Mack, Eddie Plank, Jack Lapp and Amos Strunk; Top row: Harry Davis, Frank Baker, Jack Coombs, Ira Thomas, Chief Bender, Ben Hauser, Claude Derrick, Cy Morgan and Pat Donohue.

1913: The Athletics post a 96-57 regular season record and outdistanced Washington by six and a half games to reclaim the American League pennant...defeated the New York Giants in five games to capture their third World Series title in four years...moved into first place in April and stayed atop the AL standings the rest of the way...Jack Coombs, three years removed from a 31-win season, missed the entire campaign with typhoid fever...Chief Bender (21-10), Eddie Plank (18-10), Boardwalk Brown (17-11), Byron "Duke" Houck (14-6) and rookie "Bullet" Joe Bush (14-6) anchored the pitching staff...the "\$100,000 Infield" turned in another

er solid season...Frank Baker hit .336 to go along with an American League-best 12 home runs and 117 RBI... Stuff McInnis hit .324 with 90 RBI, Collins finished with a .345 average while Barry batted .275...the Athletics and Giants split the first two games of the series before the A's win Games 3, 4 and 5 to capture their third World Series title.

1929: Behind a high-powered offense that featured six .300 hitters and the league's best pitching staff paced by Lefty Grove and George Earnshaw, the A's finish with a 104-46 record and capture the American League pennant by 18 games over the New York Yankees...defeat the Chicago Cubs

in five games to win their fourth World Series title...the championship is the culmination of a long journey back to the top of the baseball world for Connie Mack's club...after winning the 1914 pennant, the A's spent the next seven seasons in the AL cellar before finishing seventh in 1922...finished sixth in 1923, fifth in '24, second in '25, third in '26 and second in '27 and '28 before winning the pennant in 1929...Al Simmons leads the American League with 157 RBI and finishes second with a .365 batting average...Jimmie Foxx hits .354 with 33 home runs while catcher Mickey Cochrane finishes with a .331 average...Bing Miller (.335), Jimmy Dykes (.327) and Mule Haas (.313) also top the .300 mark for the season...Earnshaw (24-8, 3.29) and Grove (20-6, 2.81) combine for 44 wins.

1930: After posting a 102-52 regular season record, the Athletics successfully defend their World Championship by defeating a hard-nosed St. Louis Cardinals team in six games...offensively, Al Simmons leads the AL with a .381 average to go along with 36 home runs...Jimmie Foxx hits .335 and his 37 home runs rank tied for third in the league behind Babe Ruth (49) and Lou Gehrig (41)...Mickey Cochrane finishes the year with a .357 average...Lefty Grove posts a 28-5 record to go along with a 2.54 ERA while George Earnshaw finishes with a 22-13 record and a 4.44 ERA...the 1931 Athletics won a franchise record 107 games, but were denied a third straight championship after losing to the St. Louis Cardinals in a seven-game World Series...after finishing second in 1932 and third in 1933, the A's would average 92 losses a season for the next 21 years before relocating to Kansas City for the 1955 season.

1972: The Swingin' A's finished with a 93-62 regular season record and held off the Chicago White Sox to capture a second straight American League West title...defeated the Detroit Tigers in five games in the American League Championship Series to advance to the World Series, where they defeated the heavily-favored Cincinnati Reds in seven games...the pitching staff, led by Jim "Catfish" Hunter (21-7), Ken Holtzman (19-11), John "Blue Moon" Odom (15-6) and closer Rollie Fingers (11-9, 21 saves), finished second in the American League with a 2.58

ERA...a contract dispute forced Vida Blue, who won both the AL Cy Young Award and league MVP honors a year before, to miss spring training and he did not make his first start until May 28th...led by Mike Epstein (26) and Reggie Jackson (25), the A's led the American League with 134 home runs...Jackson tore a hamstring muscle in the fifth game of the ALCS vs. Detroit and was sidelined for the World Series...Gene Tenace, who hit just .225 with five home runs during the regular season, hits a then-Fall Classic record four home runs to go along with a .348 average to earn World Series MVP honors.

HISTORY

1913 World Champion Philadelphia Athletics



1913 PHILADELPHIA ATHLETICS – Front row: Byron Houck, Eddie Murphy, Eddie Plank, Amos Strunk, Danny Murphy, Jimmy Walsh, John Taff; Middle row: Tom Daley, Wally Schang, Jack Lapp, Boardwalk Brown, Chief Bender, Weldon Wyckoff, Harry Davis, Billy Orr; Top row: Joe Bush, Stuff McInnis, Jack Barry, Eddie Collins, Frank Baker, Manager Connie Mack, Rube Oldring, Ira Thomas

1929 World Champion Philadelphia Athletics



1929 PHILADELPHIA ATHLETICS – Front row: Mule Haas, Joe Boley, Homer Summa, Walter French, Carroll Yerkes, Earl Mack, Eddie Collins, Jim Cronin, Sammy Hale, Max Bishop; Middle row: Charlie Perkins, Eddie Rommel, Jimmy Foxx, Trainer E.E. Ebling, Business Manager R. Von Ohl, Manager Connie Mack, President Thomas Shibe, Kid Gleason, Howard Ehmke, Jimmy Dykes, Mickey Cochrane; Top row: Bill Shores, Bevo Lebourveau, George Burns, Lefty Grove, Rube Walberg, Steve Pflueger, George Earnshaw, Al Simmons, Bing Miller, Bill Breckinridge, Jack Quinn

The Championship Years, continued

1973: The A's claim their third straight AL West title with a 94-68 record and dispatch the Baltimore Orioles to win a hard-fought five-game ALCS...defeat the New York Mets in seven games to capture a second straight World Championship... Reggie Jackson leads the American League in home runs (32) and RBI (117) and hits .293 to earn AL MVP honors...after hitting just .143 against Baltimore in the ALCS, Jackson earns World Series MVP honors after hitting .310 with three doubles, a triple and a home run against the Mets... third baseman Sal Bando hits .287 with 29 home runs and 98 RBI while playing all 162 games at third base... All-Star shortstop Campy Campaneris

reaches the 150-hit plateau for the second consecutive season and for the sixth time in 10 years...hit .333 vs. Baltimore and set then-ALCS records for total bases (14) and stolen bases (3) and ties an ALCS record with two home runs...hit .290 with six runs, three stolen bases, a triple and home run vs. the Mets in the World Series... Dick Green bounces back from an injury-plagued 1972 campaign to set a then-Oakland record for highest fielding percentage by a second baseman (.988)...Bill North, acquired in a trade with the Cubs in the off-season, emerges as the A's everyday center fielder, but a late season ankle injury forces him to miss both the ALCS and World Series... catcher Ray Fosse is acquired from Cleveland during spring training and establishes career highs in games played (143), at bats (492), doubles (23) and triples (2)...pitching staff is paced by 20-game winners Catfish Hunter (21-5), Ken Holtzman (21-13) and Vida Blue (20-9)...Hunter posts his third straight 21-win season despite missing a month of the season with an injury...strung together 13-straight victories from June 2 to September 5... Hunter posted two wins over Baltimore in the ALCS, including a 3-0 shutout in Game 5...he kept his record perfect in World Series play, winning Game 6 against the Mets...Holtzman wins seven games in the month of May and finishes with four shutouts among his 16 complete games...after a slow start, Blue wins 11 of his last 13 decisions down the stretch to notch his second 20-win season in just his third full Major League season...Blue tossed a team-high four shutouts during the season...Manager Dick Williams resigns shortly after the season after failing to come to terms on a new contract.



1930 PHILADELPHIA ATHLETICS – Front row: Joe Boley, Max Bishop, Jimmy Dykes, Eddie Collins, Manager Connie Mack, Kid Gleason, Eddie Rommel, Al Simmons, Mickey Cochrane; Middle row: Ralph Perkins, Frank Higgins, Homer Summa, Jimmy Foxx, Dibrell Williams, Bing Miller, Lefty Grove, Jimmy Moore, Charlie Perkins; Top row: Trainer Dr. E. E. Ehling, Leroy Mahaffey, George Ernschaw, George Haas, William Shores, Wally Schang, Coach Earl Mack and Jack Quinn

1972 World Champion Oakland Athletics



1972 OAKLAND A's – Front row: Matty Alou, Mike Hegan, bat boy Ron Pieraldi, Tim Cullen, Dick Green; Second row: Travelling secretary Tom Corwin, Bert Campaneris, Angel Mangual, Coach Jerry Adair, Coach Bill Posedel, Manager Dick Williams, Coach Vern Hoscheit, Coach Irv Noren, John "Blue Moon" Odom, Ted Kubiak; Third row: Trainer Joe Romo, Reggie Jackson, Gonzalo Marquez, Joe Horlen, Darold Knowles, Gene Tenace, Dal Maxvill, Sal Bando, Dave Hamilton, Vida Blue, Frank Ciensczyk; Fourth row: Joe Rudi, Don Mincher, Ken Holtzman, Rollie Fingers, George Hendrick, Bob Locker, Mike Epstein, Dave Duncan, Jim "Catfish" Hunter

1974: Under new manager Alvin Dark, the A's defeat the Los Angeles Dodgers to claim their third straight World Series...finish the regular season with a 90-72 record and win their fourth straight AL West title by five games over Texas...defeat the Baltimore Orioles in a four-game ALCS to set up the first ever All-California World Series against the Dodgers...Catfish Hunter captures the American League Cy Young Award after winning a career high 25 games to go along with a 2.49 ERA... Rollie Fingers makes a career high 76 appearances to set a then-Oakland record...he was named World Series MVP after chalking up a win, two saves and a 1.93 ERA in four appearances...Fingers earned the win in Game 1 as he worked 4.1 innings in relief of Ken Holtzman...Campy Campaneris hits a career high .290

and steals over 30 bases for the 10th straight season...Campy batted .353 in five World Series games against the Dodgers...Joe Rudi led the AL in doubles (39) and total bases (287) while finishing third in RBI (99), fourth in slugging (.484) and fifth in hits (174)...Sal Bando finishes second in the American League with 103 RBI...he hit game winning home runs in the second and third games of the ALCS vs. Baltimore...Reggie Jackson starts the season by batting .399 with 15 home runs and 42 RBI over the first 50 games...he made his fifth All-Star Game appearance in six years and amassed over 3.5 million votes in the fan balloting, nearly 800,000 more than runner up Hank Aaron...after a blazing start, Jackson hits just .239 with 14 home runs and 51 RBI over the final 104 games of the season... Claudell Washington made the jump from Double A to appear in 73 games and is named to Topps Rookie All-Star Team.



1973 OAKLAND A's – Front row: Reggie Jackson, Jim “Catfish” Hunter, Pat Bourque, batboy Ron Pieraldi, Dick Green, Vic Davalilo, Billy North; Second row: Bert Campaneris, Vida Blue, Paul Lindblad, Coach Jerry Adair, Coach Vern Hoscheit, Manager Dick Williams, Coach Irv Noren, Coach Wes Stock, Sal Bando, Gene Tenace; Third row: Trainer Joe Romo, traveling secretary Jim Bank, Angel Mangual, Jesus Alou, Joe Rudi, John “Blue Moon” Odom, Mike Andrews, Ted Kubiak, equipment manager Frank Ciensczyk; Fourth Row: Horacio Pina, Ken Holtzman, Deron Johnson, Rollie Fingers, Billy Conigliaro, Ray Fosse, Darold Knowles and Allan Lewis

1989: The A's posted a regular season mark of 99-63 and finished seven games ahead of Kansas City in the American League West Division...defeated Toronto in five games to win a second straight American League pennant...swept the San Francisco Giants in the “Battle of the Bay” World Series, which will always be remembered for the devastating earthquake that struck on Oct. 17 at 5:04 pm, just minutes before the first pitch of Game 3 at Candlestick Park...for the second straight season, won more regular season games than any team in the Majors... never led the AL West by more than 4.5 games until the final week and never were more than three games out of the division lead...were an injury-plagued team for the first four months of the season as 11 different players spent time on the disabled list, including Jose Canseco, Mark McGwire, Storm Davis, Walt Weiss, Dennis Eckersley and Bob Welch...pitching staff posted the lowest ERA in the American League (3.09) for the second straight season...tossed a Major League-best 20 shutouts on the year...starting pitchers Dave Stewart (21-9), Mike Moore (19-11), Storm Davis (19-7) and Bob Welch (17-8) combined for a 76-35 record with a 3.25 ERA...Stewart became the first pitcher to string together three 20-win seasons since Hall of Famer Jim Palmer accomplished the feat from 1975-78...became just the second player in Oakland history to reel off three straight 20-win seasons...was the first since

Catfish Hunter won 20 or more games during a four year stretch from 1971-74...was 4-0 in four postseason starts and earned World Series MVP honors...third baseman Carney Lansford set an Oakland single-season record with a .336 batting average, which was the second best mark in the AL...offense received a tremendous boost when the team reacquired Oakland native Rickey Henderson in a trade with the New York Yankees on June 20th...Henderson hit .294 and reached base safely in 80 of the 85 games he played with Oakland down the stretch...tied Wade Boggs for the AL lead in runs scored (113) and topped the loop with a career high 126 walks...was named ALCS MVP after hitting .400 with 15 total bases, eight runs scored, five RBI



1974 OAKLAND A's – Front row: Jim “Catfish” Hunter, Dal Maxvill, Angel Mangual, Jim Holt; Second row: Bert Campaneris, Paul Lindblad, Vida Blue, Coach Bob Hofman, Coach Bobby Winkles, Manager Alvin Dark, Coach Wes Stock, Coach Jerry Adair, Sal Bando, Ted Kubiak, Billy North; Third row: Trainer Joe Romo, Traveling secretary Jim Bank, Herb Washington, Reggie Jackson, Jesus Alou, Dave Hamilton, Glenn Abbott, Joe Rudi, Ray Fosse, Dick Green, Phil Garner, Equipment manager Frank Ciensczyk; Top row: Claudell Washington, Gene Tenace, Larry Haney, Ken Holtzman, Rollie Fingers, John “Blue Moon” Odom, Darold Knowles

The Championship Years, continued

and seven walks in five games vs. the Blue Jays...hit a combined .441 in nine postseason games...Dave Parker topped the team with 97 RBI to go along with 22 home runs... McGwire ranked third in the AL with 33 home runs and ranked 10th in RBI (95)...Mike Gallego, who was thrust into the starting shortstop's role with Weiss sidelined for 65 games with an injury, finished the season with career highs in virtually every offensive category, including average (.252), runs (45), hits (90) home runs (3) and RBI (30)...Canseco, who won AL MVP honors the year before, missed the first 88 games of the season due to a stress fracture of the hook of the hamate bone in his left hand...despite missing the first half of the season, still managed to finish third on the team in homers (17) and fourth in RBI (57)...hit a tremendous home run in Game 4 of the ALCS off Mike Flanagan, a blast that carried into the fifth deck in Toronto's SkyDome.



1989 OAKLAND A's – In front: Bat Boy *Tori Lewis*, Bat Boy *Evan Mattrai*, Bat Boy *Brian Caskey*; Front row: *Mike Gallego*, *Jim Corsi*, *Felix Jose*, Hitting Coach *Merv Rettenmund*, First Base Coach *Dave McKay*, Third Base Coach *Rene Lachemann*, Manager *Tony La Russa*, Pitching Coach *Dave Duncan*, Bullpen Coach *Art Kusnyer*, Bench Coach *Tommy Reynolds*, *Glenn Hubbard*, *Matt Sinatro*, *Luis Polonia*, *Stan Javier*; Second row: Traveling Secretary *Mickey Morabito*, Equipment manager *Frank Ciensczyk*, *Jose Canseco*, *Storm Davis*, *Dennis Eckersley*, *Bob Welch*, *Carney Lansford*, *Mark McGwire*, *Eric Plunk*, *Dave Parker*, Trainer *Barry Weinberg*, Assistant Trainer *Larry Davis*; Top row: *Tony Phillips*, *Todd Burns*, *Brian Snyder*, *Dave Henderson*, *Ron Hassey*, *Greg Cadaret*, *Mike Moore*, *Dave Stewart*, *Walt Weiss*, *Gene Nelson*, *Terry Steinbach*, *Rick Honeycutt*, *Curt Young*

ALL-TIME POSTSEASON RESULTS

AMERICAN LEAGUE WILD CARD

2014	Date	Site	W/L	Score	Winner	Losers	Save	Attendance
1	9/30	at Kansas City	L	8-9 (12)	Frasor	Otero		40,502

AMERICAN LEAGUE DIVISION SERIES

1981	Date	Site	W/L	Score	Winner	Losers	Save	Attendance
1	10/6	at Kansas City	W	4-0	NORRIS	LEONARD		40,592
2	10/7	at Kansas City	W	2-1	McCATTY	Jones		40,274
3	10/9	at Oakland	W	4-1	Langford	Gura	Beard	40,002

2000	Date	Site	W/L	Score	Winner	Losers	Save	Attendance
1	10/3	at Oakland	W	5-3	Heredia	Clemens	Isringhausen	47,360
2	10/4	at Oakland	L	0-4	Pettitte	Appier	Rivera	47,860
3	10/6	at New York	L	2-4	Hernandez	HUDSON	Rivera	56,606
4	10/7	at New York	W	11-1	Zito	Clemens		56,915
5	10/8	at Oakland	L	5-7	Stanton	Heredia	Rivera	41,170

2001	Date	Site	W/L	Score	Winner	Losers	Save	Attendance
1	10/10	at New York	W	5-3	Mulder	Clemens	Isringhausen	56,697
2	10/11	at New York	W	2-0	Hudson	Pettitte	Isringhausen	56,684
3	10/13	at Oakland	L	0-1	Mussina	Zito	Rivera	55,861
4	10/14	at Oakland	L	2-9	Hernandez	Lidle		43,681
5	10/15	at New York	L	3-5	Stanton	Mulder	Rivera	56,642

2002	Date	Site	W/L	Score	Winner	Losers	Save	Attendance
1	10/1	at Oakland	L	5-7	Radke	Lilly	Guardado	34,853
2	10/2	at Oakland	W	9-1	Mulder	Mays		31,953
3	10/4	at Minnesota	W	6-3	Zito	Reed	Koch	55,932
4	10/5	at Minnesota	L	2-11	Milton	Hudson		55,960
5	10/6	at Oakland	L	4-5	Radke	Mulder		32,146

2003	Date	Site	W/L	Score	Winner	Losers	Save	Attendance
1	10/1	at Oakland	W	5-4 (12)	Harden	Lowe		50,606
2	10/2	at Oakland	W	5-1	Zito	Wakefield		36,305
3	10/4	at Boston	L	1-3 (11)	Williamson	Harden		35,460
4	10/5	at Boston	L	4-5	Williamson	Foulke		35,048
5	10/6	at Oakland	L	3-4	Martinez	Zito	Lowe	49,397

2006	Date	Site	W/L	Score	Winner	Losers	Save	Attendance
1	10/3	at Minnesota	W	3-2	Zito	Santana	Street	55,542
2	10/4	at Minnesota	W	5-2	Calero	Neshek	Street	55,710
3	10/6	Minnesota	W	8-3	Haren	Radke		35,694

2012	Date	Site	W/L	Score	Winner	Losers	Save	Attendance
1	10/6	at Detroit	L	1-3	Verlander	Parker	Valverde	43,323
2	10/7	at Detroit	L	4-5	Albuquerque	Balfour		40,684
3	10/9	Detroit	W	2-0	Anderson	Sanchez	Balfour	37,090
4	10/10	Detroit	W	4-3	Cook	Valverde		36,385
5	10/11	Detroit	L	0-6	VERLANDER	Parker		36,393

2013	Date	Site	W/L	Score	Winner	Losers	Save	Attendance
1	10/4	Detroit	L	2-3	Scherzer	Colón	Benoit	48,401
2	10/5	Detroit	W	1-0	Balfour	Albuquerque		48,292
3	10/7	at Detroit	W	6-3	Parker	Sanchez	Balfour	43,973
4	10/8	at Detroit	L	6-8	Scherzer	Doolittle		43,958
5	10/10	Detroit	L	0-3	Verlander	Gray	Benoit	46,959

AMERICAN LEAGUE CHAMPIONSHIP SERIES

1971	Date	Site	W/L	Score	Winner	Losers	Save	Attendance
1	10/3	at Baltimore	L	3-5	McNally	Blue	Watt	42,621
2	10/4	at Baltimore	L	1-5	CUELLAR	HUNTER		35,003
3	10/5	at Oakland	L	3-5	PALMER	Segui		33,176

1972	Date	Site	W/L	Score	Winner	Losers	Save	Attendance
1	10/7	at Oakland	W	3-2 (11)	Fingers	Lolich		29,536
2	10/8	at Oakland	W	5-0	ODOM	Fryman		31,088
3	10/10	at Detroit	L	0-3	COLEMAN	Holtzman		41,156
4	10/11	at Detroit	L	3-4 (10)	Hiller	Horlen		37,615
5	10/12	at Detroit	W	2-1	Odom	Fryman	Blue	50,276

1973	Date	Site	W/L	Score	Winner	Losers	Save	Attendance
1	10/6	at Baltimore	L	0-6	PALMER	Blue		41,279
2	10/7	at Baltimore	W	6-3	Hunter	McNally	Fingers	48,425
3	10/9	at Oakland	W	2-1 (11)	HOLTZMAN	CUELLAR		34,467
4	10/10	at Oakland	L	4-5	Jackson	Fingers		27,497
5	10/11	at Oakland	W	3-0	HUNTER	Alexander		24,265

1974	Date	Site	W/L	Score	Winner	Losers	Save	Attendance
1	10/5	at Oakland	L	3-6	Cuellar	Hunter		41,609
2	10/6	at Oakland	W	5-0	HOLTZMAN	McNally		42,810
3	10/8	at Baltimore	W	1-0	BLUE	PALMER		32,060
4	10/9	at Baltimore	W	2-1	Hunter	Cuellar	Fingers	28,136

1975	Date	Site	W/L	Score	Winner	Losers	Save	Attendance
1	10/4	at Boston	L	1-7	TIANT	Holtzman		35,578
2	10/5	at Boston	L	3-6	Moret	Fingers	Drago	35,578
3	10/7	at Oakland	L	3-5	Wise	Holtzman	Drago	49,358

1981	Date	Site	W/L	Score	Winner	Losers	Save	Attendance
1	10/13	at New York	L	1-3	John	Norris	Gossage	55,740
2	10/14	at New York	L	3-13	Frazier	McCatty		48,497
3	10/15	at Oakland	L	0-4	Righetti	Keough		47,302

1988	Date	Site	W/L	Score	Winner	Losers	Save	Attendance
1	10/5	at Boston	W	2-1	Honeycutt	HURST	Eckersley	34,104
2	10/6	at Boston	W	4-3	Nelson	Smith	Eckersley	34,605
3	10/8	at Oakland	W	10-6	Nelson	Boddicker	Eckersley	49,261
4	10/9	at Oakland	W	4-1	Stewart	Hurst	Eckersley	49,406

All-Time Postseason Results, continued

1989	Date	Site	W/L	Score	Winner	Loser	Save	Attendance
1	10/3	at Oakland	W	7-3	Stewart	Stieb		49,435
2	10/4	at Oakland	W	6-3	Moore	Stottlemyre	Eckersley	49,444
3	10/6	at Toronto	L	3-7	Key	Davis		50,268
4	10/7	at Toronto	W	6-5	Welch	Flanagan	Eckersley	50,076
5	10/8	at Toronto	W	4-3	Stewart	Stieb	Eckersley	50,024

1990	Date	Site	W/L	Score	Winner	Loser	Save	Attendance
1	10/6	at Boston	W	9-1	Stewart	Andersen		35,192
2	10/7	at Boston	W	4-1	Welch	Harris	Eckersley	35,070
3	10/9	at Oakland	W	4-1	Moore	BODDICKER	Eckersley	49,026
4	10/10	at Oakland	W	3-1	Stewart	Clemens	Honeycutt	49,052

1992	Date	Site	W/L	Score	Winner	Loser	Save	Attendance
1	10/7	at Toronto	W	4-3	Russell	MORRIS	Eckersley	51,039
2	10/8	at Toronto	L	1-3	Cone	Moore	Henke	51,114
3	10/10	at Oakland	L	5-7	Guzman	Darling	Henke	46,911
4	10/11	at Oakland	L	6-7 (11)	Ward	Downs	Henke	47,732
5	10/12	at Oakland	W	6-2	STEWART	Cone		44,955
6	10/14	at Toronto	L	2-9	Guzman	Moore		51,335

2006	Date	Site	W/L	Score	Winner	Loser	Save	Attendance
1	10/10	Detroit	L	1-5	Robertson	Zito		35,655
2	10/11	Detroit	L	5-8	Verlander	Loaiza	Jones	36,168
3	10/13	at Detroit	L	0-3	Rogers	Harden	Jones	41,669
4	10/14	at Detroit	L	3-6	Ledezma	Street		42,967

WORLD SERIES

1905	Date	Site	W/L	Score	Winner	Loser	Save	Attendance
1	10/9	at Philadelphia	L	0-3	MATHEWSON	PLANK		17,955
2	10/10	at New York	W	3-0	BENDER	McGinnity		24,992
3	10/12	at Philadelphia	L	0-9	MATHEWSON	COAKLEY		10,991
4	10/13	at New York	L	0-1	McGINNITY	PLANK		13,598
5	10/14	at New York	L	0-2	MATHEWSON	BENDER		24,187

1910	Date	Site	W/L	Score	Winner	Loser	Save	Attendance
1	10/17	at Philadelphia	W	4-1	BENDER	Overall		26,891
2	10/18	at Philadelphia	W	9-3	COOMBS	Brown		24,597
3	10/20	at Chicago	W	12-5	COOMBS	McIntire		26,210
4	10/22	at Chicago	L	3-4 (10)	Brown	BENDER		19,150
5	10/23	at Chicago	W	7-2	COOMBS	BROWN		27,374

1911	Date	Site	W/L	Score	Winner	Loser	Save	Attendance
1	10/14	at New York	L	1-2	MATHEWSON	BENDER		38,281
2	10/16	at Philadelphia	W	3-1	PLANK	Marquard		26,286
3	10/17	at New York	W	3-2 (11)	COOMBS	MATHEWSON		37,216
4	10/24	at Philadelphia	W	4-2	BENDER	Mathewson		24,355
5	10/25	at New York	L	3-4 (10)	Crandall	Plank		33,228
6	10/26	at Philadelphia	W	13-2	BENDER	Ames		20,485

1913	Date	Site	W/L	Score	Winner	Loser	Save	Attendance
1	10/7	at New York	W	6-4	BENDER	Marquard		36,291
2	10/8	at Philadelphia	L	0-3 (10)	MATHEWSON	PLANK		20,563
3	10/9	at New York	W	8-2	BUSH	Tesreau		36,896
4	10/10	at Philadelphia	W	6-5	BENDER	Demaree		20,568
5	10/11	at New York	W	3-1	PLANK	MATHEWSON		36,632

1914	Date	Site	W/L	Score	Winner	Loser	Save	Attendance
1	10/9	at Philadelphia	L	1-7	RUDOLPH	Bender		20,562
2	10/10	at Philadelphia	L	0-1	JAMES	PLANK		20,562
3	10/12	at Boston	L	4-5 (12)	James	BUSH		35,520
4	10/13	at Boston	L	1-3	RUDOLPH	Shawkey		34,365

1929	Date	Site	W/L	Score	Winner	Loser	Save	Attendance
1	10/8	at Chicago	W	3-1	EHMKE	Root		50,740
2	10/9	at Chicago	W	9-3	Earnshaw	Malone		49,987
3	10/11	at Philadelphia	L	1-3	BUSH	EARNSHAW		29,921
4	10/12	at Philadelphia	W	10-8	Rommel	Blake		29,921
5	10/14	at Philadelphia	W	3-2	Walberg	MALONE		29,921
1930	Date	Site	W/L	Score	Winner	Loser	Save	Attendance
1	10/1	at Philadelphia	W	5-2	GROVE	GRIMES		32,295
2	10/2	at Philadelphia	W	6-1	EARNSHAW	Rhem		32,295
3	10/4	at St. Louis	L	0-5	HALLAHAN	Walberg		36,944
4	10/5	at St. Louis	L	1-3	HAINES	GROVE		39,946
5	10/6	at St. Louis	W	2-0	Grove	GRIMES		38,844
6	10/8	at Philadelphia	W	7-1	EARNSHAW	Hallahan		32,295
1931	Date	Site	W/L	Score	Winner	Loser	Save	Attendance
1	10/1	at St. Louis	W	6-2	GROVE	Derringer		38,529
2	10/2	at St. Louis	L	0-2	HALLAHAN	EARNSHAW		35,947
3	10/5	at Philadelphia	L	2-5	GRIMES	Grove		32,295
4	10/6	at Philadelphia	W	3-0	EARNSHAW	Johnson		32,295
5	10/7	at Philadelphia	L	1-5	HALLAHAN	Hoyt		32,295
6	10/9	at St. Louis	W	8-1	GROVE	Derringer		39,401
7	10/10	at St. Louis	L	2-4	Grimes	Earnshaw		20,805
1972	Date	Site	W/L	Score	Winner	Loser	Save	Attendance
1	10/14	at Cincinnati	W	3-2	Holtzman	Nolan	Blue	52,918
2	10/15	at Cincinnati	W	2-1	Hunter	Grimsley	Fingers	53,244
3	10/18	at Oakland	L	0-1	Billingham	Odom	Carroll	49,410
4	10/19	at Oakland	W	3-2	Fingers	Carroll		49,410
5	10/20	at Oakland	L	4-5	Grimsley	Fingers	Billingham	49,410
6	10/21	at Cincinnati	L	1-8	Grimsley	Blue	Hall	52,737
7	10/22	at Cincinnati	W	3-2	Hunter	Borbon	Fingers	56,040
1973	Date	Site	W/L	Score	Winner	Loser	Save	Attendance
1	10/13	at Oakland	W	2-1	Holtzman	Matlack	Knowles	46,021
2	10/14	at Oakland	L	7-10 (12)	McGraw	Fingers	Stone	49,151
3	10/16	at New York	W	3-2 (11)	Lindblad	Parker	Fingers	54,817
4	10/17	at New York	L	1-6	Matlack	Holtzman	Sadecki	54,817
5	10/18	at New York	L	0-2	Koosman	Blue	McGraw	54,817
6	10/20	at Oakland	W	3-1	Hunter	Seaver	Fingers	49,333
7	10/21	at Oakland	W	5-2	Holtzman	Matlack	Knowles	49,333
1974	Date	Site	W/L	Score	Winner	Loser	Save	Attendance
1	10/12	at Los Angeles	W	3-2	Fingers	Messersmith	Hunter	55,974
2	10/13	at Los Angeles	L	2-3	Sutton	Blue	Marshall	55,989
3	10/15	at Oakland	W	3-2	Hunter	Downing		49,347
4	10/16	at Oakland	W	5-2	Holtzman	Messersmith	Fingers	49,347
5	10/17	at Oakland	W	3-2	Odom	Marshall	Fingers	49,347
1988	Date	Site	W/L	Score	Winner	Loser	Save	Attendance
1	10/15	at Los Angeles	L	4-5	Pena	Eckersley		55,983
2	10/16	at Los Angeles	L	0-6	HERSHISER	Davis		56,051
3	10/18	at Oakland	W	2-1	Honeycutt	Howell		49,316
4	10/19	at Oakland	L	3-4	Belcher	Stewart	Howell	49,317
5	10/20	at Oakland	L	2-5	HERSHISER	Davis		49,317
1989	Date	Site	W/L	Score	Winner	Loser	Save	Attendance
1	10/14	at Oakland	W	5-0	STEWART	Garrelts		49,385
2	10/15	at Oakland	W	5-1	Moore	Reuschel		49,388
3	10/27	at San Francisco	W	13-7	Stewart	Garrelts		62,038
4	10/28	at San Francisco	W	9-6	Moore	Robinson	Eckersley	62,032
1990	Date	Site	W/L	Score	Winner	Loser	Save	Attendance
1	10/16	at Cincinnati	L	0-7	Rijo	Stewart		55,830
2	10/17	at Cincinnati	L	4-5 (10)	Dibble	Eckersley		55,832
3	10/19	at Oakland	L	3-8	Browning	Moore		48,269
4	10/20	at Oakland	L	1-2	Rijo	STEWART	Myers	48,613

Capitals denote complete game.

POSTSEASON TEAM TOTALS

AMERICAN LEAGUE WILD CARD

Year	AVG.	G	AB	R	H	TB	2B	3B	HR	RBI	SH	SF	HP	BB	IBB	SO	SB	CS	DP	E	SLG	OBP
2014	.277	1	47	8	13	19	0	0	2	8	1	0	0	6	1	15	0	0	0	0	.404	.358

Year	W	L	ERA	G	GS	CG	GF	SHO	SV	IP	H	R	ER	HR	HB	BB	IBB	SO	WP	BK	AVG.
2014	0	1	6.94	1	1	0	1	0	0	11.2	15	9	9	0	0	3	0	8	1	0	.341

AMERICAN LEAGUE DIVISION SERIES

Year	AVG.	G	AB	R	H	TB	2B	3B	HR	RBI	SH	SF	HP	BB	IBB	SO	SB	CS	DP	E	SLG	OBP
1981	.253	3	99	10	25	39	5	0	3	9	3	0	0	6	0	10	2	2	1	3	.394	.295
2000	.263	5	167	23	44	59	9	0	2	22	1	2	2	19	1	31	3	0	6	5	.353	.342
2001	.247	5	174	12	43	70	13	1	4	11	0	2	3	11	1	31	3	0	3	6	.402	.300
2002	.288	5	184	26	53	92	13	1	8	25	0	1	1	12	1	34	1	0	2	3	.500	.333
2003	.213	5	178	18	38	51	8	1	1	15	1	0	4	21	2	37	3	0	5	.287	.310	
2006	.245	3	106	16	26	50	9	0	5	15	0	0	0	6	1	19	0	0	2	1	.472	.286
2012	.194	5	155	11	30	44	5	0	3	10	1	0	2	14	0	50	2	1	2	3	.284	.269
2013	.217	5	166	15	36	63	6	3	5	14	1	1	1	14	2	57	1	0	1	1	.380	.280
Totals	.240	36	1229	131	295	468	68	6	31	121	7	6	13	103	8	269	15	3	17	27	.381	.304

Year	W	L	ERA	G	GS	CG	GF	SHO	SV	IP	H	R	ER	HR	HB	BB	IBB	SO	WP	BK	AVG.
1981	3	0	0.67	3	3	2	1	1	1	27.0	20	2	2	0	0	7	0	11	0	0	.204
2000	2	3	3.48	5	5	1	4	0	1	44.0	41	19	17	1	1	16	2	35	0	0	.244
2001	2	3	2.86	5	5	0	5	1	2	44.0	40	18	14	3	4	11	0	29	0	0	.241
2002	2	3	4.09	5	5	0	5	0	1	44.0	52	27	20	5	2	14	1	42	4	0	.291
2003	2	3	2.98	5	5	0	5	0	0	48.1	38	17	16	8	2	18	5	39	1	0	.211
2006	3	0	2.33	3	3	0	3	0	2	27.0	26	7	7	5	0	6	0	11	0	0	.257
2012	2	3	2.89	5	5	0	5	1	1	43.2	41	17	14	2	3	7	1	39	4	0	.252
2013	2	3	3.48	5	5	0	5	1	1	44.0	38	17	17	3	2	13	1	38	1	0	.235
Totals	18	18	2.99	36	36	3	33	4	9	322.0	296	124	107	27	14	92	10	244	10	0	.243

AMERICAN LEAGUE CHAMPIONSHIP SERIES

Year	AVG.	G	AB	R	H	TB	2B	3B	HR	RBI	SH	SF	HP	BB	IBB	SO	SB	CS	DP	E	SLG	OBP
1971	.229	3	96	7	22	41	8	1	3	7	2	0	0	5	0	16	0	3	3	0	.427	.267
1972	.224	5	170	13	38	49	8	0	1	10	4	1	3	12	0	35	7	2	2	3	.288	.285
1973	.200	5	160	15	32	54	5	1	5	15	4	1	2	17	3	39	3	1	2	4	.338	.283
1974	.183	4	120	11	22	37	4	1	3	11	2	1	1	22	3	16	3	3	3	2	.308	.313
1975	.194	3	98	7	19	28	6	0	1	7	0	0	0	9	0	14	0	0	2	6	.286	.262
1981	.222	3	99	4	22	28	4	1	0	4	0	0	0	6	1	23	2	0	6	4	.283	.267
1988	.299	4	137	20	41	70	8	0	7	20	0	1	0	10	3	35	1	3	1	3	.511	.345
1989	.272	5	158	26	43	75	9	1	7	23	3	2	1	20	0	32	13	3	2	3	.475	.354
1990	.299	4	127	20	38	42	4	0	0	18	4	3	4	19	2	21	9	3	5	1	.331	.399
1992	.251	6	207	24	52	71	5	1	4	23	3	2	1	24	2	33	16	2	5	7	.343	.329
2006	.221	4	131	9	29	48	7	0	4	9	0	0	1	14	0	28	0	0	7	3	.366	.301
Totals	.238	46	1503	156	358	543	68	6	35	147	22	11	13	158	14	292	54	20	38	36	.361	.314

Year	W	L	ERA	G	GS	CG	GF	SHO	SV	IP	H	R	ER	HR	HB	BB	IBB	SO	WP	BK	AVG.
1971	0	3	5.40	3	3	1	2	0	0	25.0	26	15	15	4	0	13	2	22	1	0	.274
1972	3	2	1.76	5	5	1	4	1	1	46.0	32	10	9	4	0	13	2	25	2	0	.198
1973	3	2	2.74	5	5	2	3	1	1	46.0	36	15	14	3	2	16	1	25	1	0	.211
1974	3	1	1.75	4	4	2	2	2	2	36.0	22	7	7	3	0	5	0	20	0	0	.177
1975	0	3	4.32	3	3	0	3	0	0	25.0	31	18	12	2	0	3	2	12	1	0	.316
1981	0	3	6.84	3	3	0	3	0	0	25.0	36	20	19	3	2	13	0	10	1	0	.336
1988	4	0	2.00	4	4	0	4	0	4	36.0	26	11	8	2	1	18	0	23	1	1	.206
1989	4	1	3.89	5	5	0	5	0	3	44.0	40	21	19	3	0	15	1	24	1	0	.242
1990	4	0	1.00	4	4	0	4	0	3	36.0	23	4	4	1	0	6	0	16	0	0	.183
1992	2	4	4.50	6	6	1	5	0	1	54.0	59	31	27	10	0	23	1	29	3	0	.281
2006	0	4	5.71	4	4	0	4	0	0	34.2	39	22	22	7	0	19	2	25	3	0	.285
Totals	23	23	3.44	46	46	7	39	4	14	407.2	370	174	156	42	5	144	11	231	14	1	.243

WORLD SERIES

Year	AVG.	G	AB	R	H	TB	2B	3B	HR	RBI	SH	SF	HP	BB	IBB	SO	SB	CS	DP	E	SLG	OBP
1905	.161	5	155	3	25	30	5	0	0	2	3	0	1	5	-	25	2	2	2	8	.194	.193
1910	.316	5	177	35	56	80	19	1	1	30	7	0	2	17	-	24	7	7	3	11	.452	.383
1911	.244	6	205	27	50	74	15	0	3	21	7	2	0	4	-	31	4	6	0	11	.361	.256
1913	.264	5	174	23	46	64	4	4	2	21	5	2	0	7	-	16	5	2	0	5	.368	.290
1914	.172	4	128	6	22	31	9	0	0	5	2	1	0	13	-	28	2	3	2	3	.242	.246
1929	.281	5	171	26	48	71	5	0	6	26	6	1	1	13	-	27	0	2	4	4	.415	.333
1930	.197	6	178	21	35	67	10	2	6	21	4	3	1	24	-	32	0	2	3	3	.376	.291
1931	.220	7	227	22	50	64	5	0	3	20	4	0	1	28	-	46	0	0	5	2	.282	.309
1972	.209	7	220	16	46	65	4	0	5	16	6	0	1	21	5	37	1	3	2	9	.295	.281
1973	.212	7	241	21	51	75	12	3	2	20	2	1	2	28	3	62	3	4	2	9	.311	.298
1974	.211	5	142	16	30	46	4	0	4	14	7	1	2	16	1	42	3	3	3	5	.324	.298
1988	.177	5	158	11	28	37	3	0	2	11	1	1	1	17	1	41	3	0	2	2	.234	.260
1989	.301	4	146	32	44	85	8	3	9	30	0	0	1	18	3	22	4	1	2	1	.582	.382
1990	.207	4	135	8	28	41	4	0	3	8	2	1	0	12	1	28	7	0	2	5	.304	.270
Totals	.228	75	2457	267	559	830	107	13	46	245	56	13	13	223	-	461	41	35	32	78	.338	.294

Year	W	L	ERA	G	GS	CG	GF	SHO	SV	IP	H	R	ER	HR	HB	BB	IBB	SO	WP	BK	AVG.
1905	1	4	1.47	5	5	5	0	1	-	43.0	31	15	7	0	2	15	-	26	1	0	.203
1910	4	1	2.76	5	5	5	0	0	-	45.2	35	15	14	0	0	18	-	31	1	0	.222
1911	4	2	1.29	6	6	5	1	0	-	55.2	33	13	8	0	3	14	-	44	1	0	.175
1913	4	1	2.15	5	5	5	0	0	-	46.0	33	15	11	1	3	8	-	19	0	0	.201
1914	0	4	3.41	4	4	2	2	0	-	37.0	33	16	14	1	1	15	-	18	0	0	.244
1929	4	1	2.40	5	5	2	3	0	-	45.0	43	17	12	1	0	13	-	50	0	0	.249
1930	4	2	1.73	6	6	4	2	1	-	52.0	38	12	10	2	0	11	-	33	0	0	.200
1931	3	4	2.66	7	7	4	3	1	-	61.0	54	19	18	2	0	9	-	41	1	0	.236
1972	4	3	3.05	7	7	0	7	0	3	62.0	46	21	21	3	1	27	8	46	4	0	.209
1973	4	3	2.32	7	7	0	7	0	4	66.0	66	24	17	4	3	26	6	36	3	0	.253
1974	4	1	2.05	5	5	0	5	0	3	44.0	36	11	10	4	1	16	0	32	1	0	.228
1988	1	4	3.92	5	5	0	5	0	0	43.2	41	21	19	5	1	13	0	36	1	1	.246
1989	4	0	3.50	4	4	1	3	1	1	36.0	28	14	14	4	0	8	0	27	2	0	.209
1990	0	4	3.82	4	4	1	3	0	0	35.1	45	22	15	3	1	15	1	9	2	0	.317
Totals	41	34	2.54	75	75	34	41	4	-	672.1	562	235	190	30	16	208	-	448	17	1	.227

DIVISION SERIES RECORDS

INDIVIDUAL BATTING

Highest Batting Average

Career (min. 25 pa)350 (Yoenis Céspedes, 2012-13)
Series (min. 10 pa)545 (Tony Armas, 1981)
.545 (Dwayne Murphy, 1981)

Highest Slugging Percentage

Career (min. 25 pa)525 (Yoenis Céspedes, 2012-13)
Series (min. 10 pa)1.200 (Frank Thomas, 2006)

Highest On-Base Percentage

Career (min. 25 pa)477 (Jason Giambi, 2000-01)
Series (min. 10 pa)588 (Scott Hatteberg, 2002)

Most Games Played

Career.23 (Eric Chavez, 2000-03, 06)

Most At Bats

Career.95 (Eric Chavez, 2000-03, 06)
Series23 (Miguel Tejada, 2003)
Game6 (Eric Chavez, 2003 Game 1, 12 innings)
6 (Miguel Tejada, 2003 Game 1, 12 innings)

Most Runs

Career.10 (Eric Chavez, 2000-03, 06)
Series7 (Ray Durham, 2002)
Game3 (**Coco Crisp, 2013 Game 4**)
3 (Ray Durham, 2002 Game 2)
3 (Rickey Henderson, 1981 Game 3)

Most Hits

Career.21 (Eric Chavez, 2000-03, 06)
Series9 (Johnny Damon, 2001)
Game4 (**Coco Crisp, 2013 Game 4**)
4 (Jason Giambi, 2001 Game 5)
4 (Miguel Tejada, 2001 Game 4)
4 (Johnny Damon, 2001 Game 1)
4 (Tony Armas, 1981 Game 2)
Hitting Streak, Series5 (six times, last:
Yoenis Céspedes, 2013)
Hitting Streak, Career.10 (Yoenis Céspedes,
October 6, 2012-present)

Most Doubles

Career.7 (Miguel Tejada, 2000-03)
Series4 (Marco Scutaro, 2006)
Game2 (six times, last: **Coco Crisp, 2013 Game 3**)

Most Triples

Career.1 (six times, last: Céspedes, Crisp and Vogt, 2013)
Series1 (six times, last: Céspedes, Crisp and Vogt, 2013)
Game1 (six times, last: **Coco Crisp, 2013 Game 4**)

Most Home Runs

Career.4 (Terrence Long, 2000-03)
Series2 (Frank Thomas, 2006)
2 (Ray Durham, 2002)
2 (Terrence Long, 2001)
Game2 (Frank Thomas, 2006 Game 1)
2 (Terrence Long, 2001 Game 1)
Grand Slamsnone
Pinch Hitnone

Inside The Park Mark Kotsay, 2006 Game 2
Ray Durham, 2002 Game 3
Leadoff Coco Crisp, 2012 Game 1
Ray Durham, 2002 Game 3
Game Ending none

Most RBI

Career.10 (Eric Chavez, 2000-03, 06)
Series6 (Marco Scutaro, 2006)
Game4 (Marco Scutaro, 2006 Game 3)

Most Total Bases

Career.33 (Eric Chavez, 2000-03, 06)
Series16 (Ray Durham, 2002)
16 (Terrence Long, 2001)
Game9 (Frank Thomas, 2006 Game 1)

Most Extra Base Hits

Career.8 (Eric Chavez, 2000-03, 06)
8 (Miguel Tejada, 2000-03)
Series5 (Ray Durham, 2002)
5 (Terrence Long, 2001)
Game2 (11 times, last: **Coco Crisp, 2013 Game 3**)

Most Walks

Career.11 (Jason Giambi, 2000-01)
Series7 (Jason Giambi, 2000)
Game3 (**Coco Crisp, 2013 Game 1**)
3 (Jason Giambi, 2000 Game 4)

Most Strikeouts

Career.20 (Brandon Moss, 2012-13)
Series13 (Brandon Moss, 2013)
Game4 (Stephen Drew, 2012 Game 5)
4 (Ben Grieve, 2000 Game 5)

Most Stolen Bases

Career.2 (Yoenis Céspedes, 2012-13)
2 (Johnny Damon, 2001)
2 (Rickey Henderson, 1981)
Series2 (Yoenis Céspedes, 2012)
2 (Johnny Damon, 2001)
2 (Rickey Henderson, 1981)
Game2 (Yoenis Céspedes, 2012 Game 2)
2 (Johnny Damon, 2001 Game 1)

INDIVIDUAL PITCHING

Most Games Won

Career.4 (Barry Zito, 2000-03, 06)
Series1 (18 times)

Most Games Lost

Career.2 (Tim Hudson, 2000-03)
2 (Mark Mulder, 2001-02)
2 (Barry Zito, 2000-03, 06)
2 (Jarrod Parker, 2012-13)
Series2 (Jarrod Parker, 2012)

Most Saves

Career.3 (Jason Isringhausen, 2000-01)
Series2 (Huston Street, 2006)
2 (Jason Isringhausen, 2001)

Lowest Earned Run Average

Career (min. 10.0 ip)	1.74 (Jim Mecer, 2000-03)
Series	0.00 (Ted Lilly, 2003, 9.0 ip)
	0.00 (Mike Norris, 1981, 9.0 ip)

Most Games

Career	7 (Sean Doolittle, 2012-13)
	7 (Chad Bradford, 2001-03)
	7 (Tim Hudson, 2000-03)
	7 (Jim Mecer, 2000-03)
Series	4 (five times, last: Sean Doolittle and Dan Otero, 2013)

Most Games Started

Career	6 (Tim Hudson, 2000-03)
	6 (Barry Zito (2000-03, 06)
Series	2 (six times, last: Sonny Gray, 2013)

Most Complete Games

Career	1 (three players tied)
Series	1 (Tim Hudson, 2000)
	1 (Steve McCatty, 1981)
	1 (Mike Norris, 1981)

Most Innings Pitched

Career	40.2 (Barry Zito, 2000-03, 06)
Series	13.0 (Sonny Gray, 2013)
	13.0 (Barry Zito, 2003)
	13.0 (Mark Mulder, 2002)
Game	9.0 (Steve McCatty, 1981 Game 2)
	9.0 (Mike Norris, 1981 Game 1)

Most Hits

Career	37 (Tim Hudson, 2000-03)
Series	14 (Jarrod Parker, 2012)
	14 (Mark Mulder, 2002)
	14 (Mark Mulder, 2001)
Game	10 (Bartolo Colón, 2013 Game 1)
	10 (Tim Hudson, 2003 Game 1)
	10 (Rick Langford, 1981 Game 3)
Game, Fewest	4 (Mike Norris, 1981 Game 1)

Most Runs

Career	19 (Tim Hudson, 2000-03)
Series	11 (Tim Hudson, 2002)
Game	7 (Tim Hudson, 2002 Game 4)

Most Earned Runs

Career	13 (Tim Hudson, 2000-03)
Series	9 (Gil Heredia, 2000)
Game	6 (Gil Heredia, 2000 Game 5)

Most Walks

Career	14 (Barry Zito, 2000-03, 06)
Series	6 (Sonny Gray, 2013)
	6 (Kevin Appier, 2000)
Game	5 (Kevin Appier, 2000 Game 2)

Most Strikeouts

Career	33 (Barry Zito, 2000-03, 06)
Series	13 (Barry Zito, 2003)
	13 (Kevin Appier, 2000)
Game	9 (Sonny Gray, 2013 Game 2)
	9 (Barry Zito, 2003 Game 2)
	9 (Mark Mulder, 2002 Game 5)

Most Home Runs

Career	5 (Tim Hudson, 2000-03)
Series	2 (five times, last: Esteban Loaiza, 2006)
Game	2 (four times, last: Esteban Loaiza, 2006 Game 2)

TEAM GAME

Batting

At Bats	41 (2003 Game 1, 12 innings)
	41 (2002 Game 1)
Runs	11 (2000 Game 4)
Runs, Inning	5 (2003 Game 2, 2nd inn.)
	5 (2002 Game 2, 4th inn.)
Hits	14 (2002 Game 2)
Doubles	5 (2006 Game 2)
	5 (2002 Game 2)
Triples	1 (six times, last: 2013 Game 4)
Home Runs	4 (2002 Game 3)
Home Runs, Inning	2 (2013 Game 3, 5th inn.)
	2 (2002 Game 3, 1st inn.)
Home Runs, Back-to-Back	
	Ray Durham and Scott Hatteberg, 2002 Game 3
Total Bases	24 (2002 Game 2)
Extra Base Hits	7 (2002 Game 2)
Runs Batted In	11 (2000 Game 4)
Walks	10 (2003 Game 1)
Strikeouts	16 (2013 Game 1)
Stolen Bases	2 (four times, last: 2012 Game 2)

Pitching

Hits	13 (2002 Game 1)
Runs	11 (2002 Game 4)
Runs, Inning	7 (2002 Game 4, 4th inn.)
Earned Runs	8 (2013 Game 4)
Walks	7 (2003 Game 1)
Strikeouts	12 (2013 Game 4)
Home Runs	3 (2003 Game 1)

TEAM MISCELLANEOUS

Consecutive Wins	4 (Oct. 6, 1981 to Oct. 3, 2000)
Consecutive Losses	4 (Oct. 13, 2001 to Oct. 11, 2002)
Shutouts	4
	2013 Game 2 (1-0; Gray, Balfour)
	2012 Game 3 (2-0; Anderson, Cook, Doolittle, Balfour)
	2001 Game 2 (2-0; Hudson, Isringhausen)
	1981 Game 1 (4-0; Norris)
Longest Nine Inning Game	4:13 (2001 Game 4)
Longest Extra Inning Game	4:37 (2003 Game 1, 12 inn.)
Fastest Game	2:19 (2006 Game 1)
Extra Inning Games	2003 Game 1 (5-4, 12 inn.)
	2003 Game 3 (1-3, 11 inn.)
Margin of Victory	10 (2000 Game 4, 11-1)
Margin of Defeat	9 (2002 Game 4, 2-11)
Largest Deficit Overcome to Win	2 (2012 Game 4)
	2 (2000 Game 1)
Largest Lead Surrendered to Lose	4 (2002 Game 1)
Left On Base, Game	12 (2003 Game 1, 12 inn.)
	12 (2002 Game 1)
Fewest Left On Base, Game	4 (2013 Game 1)
	4 (2012 Game 5)
	4 (2012 Game 3)
Double Plays Turned, Game	2 (8 times, last: 2013 Game 3)
Errors, Series	6 (2001)
Errors, Game	4 (2003 Game 3)

LEAGUE CHAMPIONSHIP SERIES RECORDS

INDIVIDUAL BATTING

Highest Batting Average

Career (min. 30 pa)	.410 (Harold Baines)
Series (min. 10 pa)	.500 (Milton Bradley, 2006)
	.500 (Sal Bando, 1975)

Highest Slugging Percentage

Career (min. 30 pa)	.568 (Jose Canseco)
Series (min. 10 pa)	1.000 (Rickey Henderson, 1989)

Highest On-Base Percentage

Career (min. 30 pa)	.439 (Harold Baines)
Series (min. 10 pa)	.609 (Rickey Henderson, 1989)

Most Games Played

Career	20 (Sal Bando)
	20 (Reggie Jackson)

Most At Bats

Career	.75 (Reggie Jackson)
Series	.25 (Harold Baines, 1992)
Game	.6 (Rickey Henderson, 1992 Game 4)

Most Runs

Career	14 (Rickey Henderson)
Series	.8 (Rickey Henderson, 1989)
Game	.3 (Mark McGwire, 1988 Game 3)

Most Hits

Career	.21 (Rickey Henderson)
Series	.11 (Harold Baines, 1992)
Game	.4 (Milton Bradley, 2006 Game 2)
	.4 (Jerry Browne, 1992 Game 5)
	.4 (Sal Bando, 1975 Game 2)
Hitting Streak, Series	.5 (Ruben Sierra, Oct. 8-14, 1992)
	.5 (Bert Campaneris, October 6-11, 1973)
	.5 (Matty Alou, October 7-12, 1972)
Hitting Streak, Career	.8 (Harold Baines, October 6, 1991-October 11, 1992)
	.8 (Rickey Henderson, Oct. 4, 1989-Oct. 10, 1990)
	.8 (Dave Henderson, October 5, 1988-October 7, 1989)

Most Doubles

Career	.4 (Matty Alou)
	.4 (Sal Bando)
	.4 (Dave Henderson)
	.4 (Joe Rudi)
Series	.4 (Matty Alou, 1972)
Game	.2 (seven times, last: Mark Kotsay, 2006 Game 2)

Most Triples

Career	.2 (Rickey Henderson)
Series	.1 (six times)
Game	.1 (six times, last: Ruben Sierra, 1992 Game 2)

Most Home Runs

Career	5 (Sal Bando)
Series	.3 (Jose Canseco, 1988)
Game	.2 (Milton Bradley, 2006 Game 2)
	.2 (Rickey Henderson, 1989 Game 4)
	.2 (Sal Bando, 1973 Game 2)
	.2 (Reggie Jackson, 1971 Game 3)
Grand Slams	none
Pinch Hit	none
Inside The Park	none
Leadoff	Bert Campaneris, 1973 Game 2
Game Ending	Bert Campaneris, 1973 Game 3

Most RBI

Career	.11 (Mark McGwire)
Series	.7 (Ruben Sierra, 1992)
Game	.4 (Milton Bradley, 2006 Game 2)
	.4 (Rickey Henderson, 1989 Game 4)

Most Total Bases

Career	.39 (Sal Bando)
Series	.17 (Milton Bradley, 2006)
Game	.10 (Milton Bradley, 2006 Game 2)

Most Extra Base Hits

Career	.9 (Sal Bando)
Series	.4 (six times, last: Milton Bradley, 2006)
Game	.2 (15 times, last: Milton Bradley and Mark Kotsay, 2006 Game 2)

Most Walks

Career	.13 (Rickey Henderson)
	.13 (Gene Tenace)
Series	.7 (Rickey Henderson, 1989)
Game	.3 (four times, last: Mark McGwire, 1992 Game 5)

Most Strikeouts

Career	.17 (Reggie Jackson)
Series	.7 (Terry Steinbach, 1992)
	.7 (Jose Canseco, 1989)
	.7 (Dave Henderson, 1988)
Game	.3 (10 times, last: Nick Swisher and Frank Thomas, 2006 Game 2)

Most Stolen Bases

Career	.14 (Rickey Henderson)
Series	.8 (Rickey Henderson, 1989)
Game	.4 (Rickey Henderson, 1989 Game 2)

INDIVIDUAL PITCHING

Most Games Won

Career	.6 (Dave Stewart)
Series	.2 (five times, last: Dave Stewart, 1990)

Most Games Lost

Career	.3 (Ken Holtzman)
Series	.2 (Mike Moore, 1992)
	.2 (Ken Holtzman, 1975)

Most Saves

Career	.10 (Dennis Eckersley)
Series	.4 (Dennis Eckersley, 1988)

Lowest Earned Run Average

Career (min. 10.0 ip) 0.40 (John Odom)
Series 0.00 (John Odom, 1972, 14.0 ip)

Most Games

Career 14 (Dennis Eckersley)
Series 4 (four times, last: Joe Kennedy, 2006)

Most Games Started

Career 8 (Dave Stewart)
Series 2 (11 times, last: Mike Moore and Dave Stewart, 1992)

Most Complete Games

Career 2 (Jim Hunter and Ken Holtzman)
Series 1 (seven times, last: Dave Stewart, 1992 Game 5)

Most Innings Pitched

Career 62.0 (Dave Stewart)
Series 16.2 (Dave Stewart, 1992)
Game 11.0 (Ken Holtzman, 1973 Game 3)

Most Hits

Career 44 (Dave Stewart)
Series 14 (Dave Stewart, 1992)
Game 9 (Esteban Loaiza, 2006 Game 2)
Game, Fewest 2 (Vida Blue, 1974 Game 3)

Most Runs

Career 16 (Vida Blue)
16 (Jim Hunter)
Series 9 (Mike Moore, 1992)
Game 7 (Esteban Loaiza, 2006 Game 2)

Most Earned Runs

Career 16 (Vida Blue)
16 (Jim Hunter)
Series 8 (Mike Moore, 1992)
8 (Vida Blue, 1973)
Game 7 (Esteban Loaiza, 2006 Game 2)

Most Walks

Career 17 (Dave Stewart)
Series 6 (four times, last: Dave Stewart, 1992)
Game 6 (Matt Keough, 1981 Game 3)
6 (Diego Segui, 1971 Game 3)

Most Strikeouts

Career 31 (Dave Stewart)
Series 11 (Dave Stewart, 1988)
Game 8 (Vida Blue, 1971 Game 1)

Most Home Runs

Career 9 (Jim Hunter)
Series 4 (Jim Hunter, 1971)
Game 4 (Jim Hunter, 1971 Game 2)

TEAM GAME

Batting

At Bats 42 (1992 Game 4)
Runs 10 (1988 Game 3)
Runs, Inning 7 (1990 Game 1, 9th inn.)
Hits 15 (1988 Game 3)
Doubles 5 (1975 Game 2)
5 (1971 Game 1)
Triples 1 (six times, last: 1992 Game 2)
Home Runs 4 (1988 Game 3)
4 (1973 Game 2)
Home Runs, Inning 2 (four times, last: 1992 Game 1)
Home Runs, Back-to-Back
Joe Rudi and Sal Bando (1973 Game 2)
Mark McGwire and Terry Steinbach (1992 Game 1)
Total Bases 30 (1988 Game 3)
Extra Base Hits 7 (1988 Game 3)
Runs Batted In 10 (1988 Game 3)
Walks 11 (1974 Game 4)
Strikeouts 14 (1972 Game 3)
Stolen Bases 6 (1992 Game 2)
6 (1989 Game 2)

Pitching

Hits 19 (1981 Game 2)
Runs 13 (1981 Game 2)
Runs, Inning 7 (1981 Game 2, 4th inn.)
Earned Runs 13 (1981 Game 2)
Walks 9 (1971 Game 3)
Strikeouts 10 (2006 Game 4)
Home Runs 4 (1971 Game 2)

TEAM MISCELLANEOUS

Consecutive Wins 7 (Oct. 7, 1989 to Oct. 7, 1992)
Consecutive Losses 6 (Oct. 4, 1975 to Oct. 15, 1981)
Shutouts 4
1972 Game 2 (5-0; Odom)
1973 Game 5 (3-0; Hunter)
1974 Game 2 (5-0; Holtzman)
1974 Game 3 (1-0; Blue)
Longest Nine Inning Game 3:42 (1990 Game 2)
Longest Extra Inning Game 4:25 (1992 Game 4, 11 inn.)
Fastest Game 1:57 (1974 Game 3)
Extra Inning Games 4
1972 Game 1 (3-2, 11 inn.)
1972 Game 4 (3-4, 10 inn.)
1973 Game 3 (2-1, 11 inn.)
1992 Game 4 (6-7, 11 inn.)
Margin of Victory 8 (1990 Game 1, 9-1)
Margin of Defeat 10 (1981 Game 2, 3-13)
Largest Deficit Overcome to Win 5 (1988 Game 3)
Largest Deficit Surrendered to Lose 5 (1992 Game 4)
Left On Base, Game 12 (1990 Game 2)
Double Plays Turned, Game 4 (1975 Game 2)
Errors, Series 7 (1992)
Errors, Game 4 (1975 Game 1)

WORLD SERIES RECORDS

INDIVIDUAL BATTING

Highest Batting Average

Career (min. 25 pa)412 (Rickey Henderson)
Series (min. 10 pa)474 (Rickey Henderson, 1989)

Highest Slugging Percentage

Career (min. 25 pa)794 (Rickey Henderson)
Series (min. 10 pa)923 (Dave Henderson, 1989)

Highest On-Base Percentage

Career (min. 25 pa)487 (Rickey Henderson)
Series (min. 10 pa)591 (Mickey Cochrane, 1929)

Most Games Played

Career20 (Frank Baker)
20 (Jack Barry)
20 (Eddie Collins)

Most At Bats

Career82 (Frank Baker)
Series31 (Bert Campaneris, 1973)
Game6 (five times, last: Rickey Henderson, 1989 Game 4)

Most Runs

Career15 (Frank Baker)
Series7 (Frank Baker, 1911)
Game4 (Carney Lansford, 1989 Game 3)

Most Hits

Career31 (Frank Baker)
Series9 (eight times, last: Rickey Henderson, 1989)
Game4 (Dave Henderson, 1988 Game 4)
4 (Reggie Jackson, 1973 Game 2)
4 (Danny Murphy, 1911 Game 6)
Hitting Streak, Series6 (Jimmie Foxx, Oct. 1-8, 1930)
Hitting Streak, Career
8 (Jimmie Foxx, October 1, 1930 to October 2, 1931)
8 (Jack Barry, October 17, 1911 to October 10, 1913)

Most Doubles

Career9 (Jack Barry)
Series4 (Jack Barry, 1911)
4 (Eddie Collins, 1910)
Game2 (13 times, last: Rickey Henderson, 1990 Game 1)

Most Triples

Career2 (Rickey Henderson)
2 (Eddie Collins)
Series2 (Rickey Henderson, 1989)
2 (Eddie Collins, 1913)
Game1 (14 times, last: Rickey Henderson, 1989 Game 4)

Most Home Runs

Career6 (Al Simmons)
Series4 (Gene Tenace, 1972)
Game2 (Dave Henderson, 1989 Game 3)
2 (Gene Tenace, 1972 Game 1)
Grand SlamsJose Canseco, 1988 Game 1
Pinch Hitnone
Inside The ParkMule Haas, 1929 Game 4
LeadoffRickey Henderson, 1989 Game 4
Game EndingMark McGwire, 1988 Game 3

Most RBI

Career18 (Frank Baker)
Series9 (Gene Tenace, 1972)
9 (Danny Murphy, 1910)
Game4 (Dave Henderson, 1989 Game 3)
4 (Jose Canseco, 1988 Game 1)
4 (Al Simmons, 1929 Game 2)
4 (Wally Schang, 1913 Game 4)

Most Total Bases

Career47 (Frank Baker)
Series21 (Gene Tenace, 1972)
Game10 (Dave Henderson, 1989 Game 3)

Most Extra Base Hits

Career11 (Al Simmons)
Series5 (Gene Tenace, 1972)
5 (Reggie Jackson, 1973)
Game3 (Dave Henderson, 1989 Game 3)

Most Walks

Career17 (Mickey Cochrane)
Series11 (Gene Tenace, 1973)
Game3 (Gene Tenace, 1973 Game 5)
3 (Gene Tenace, 1973 Game 2)
3 (Mickey Cochrane, 1929 Game 2)

Most Strikeouts

Career17 (Sal Bando)
Series9 (Dib Williams, 1931)
Game3 (seven times, last: Dave Stewart, 1988 Game 1)

Most Stolen Bases

Career10 (Eddie Collins)
Series4 (Eddie Collins, 1910)
Game2 (four times, last: Rickey Henderson, 1989 Game 3)

INDIVIDUAL PITCHING

Most Games Won

Career6 (Chief Bender)
Series3 (Jack Coombs, 1910)

Most Games Lost

Career5 (Eddie Plank)
Series2 (Dave Stewart, 1990)
2 (Storm Davis, 1988)
2 (George Earnshaw, 1931)
2 (Eddie Plank, 1905)

Most Saves

Career6 (Rollie Fingers)
Series2 (four times, last: Rollie Fingers, 1974)

Lowest Earned Run Average

Career (min 10.0 ip)1.32 (Eddie Plank)
Series0.00 (Darold Knowles, 1973, 6.1 ip)
0.00 (Lefty Grove, 1929, 6.1 ip)
0.00 (Rube Walberg, 1929, 6.1 ip)

Most Games

Career16 (Rollie Fingers, 1973)
Series7 (Darold Knowles, 1973)

Most Games Started

Career 10 (Chief Bender)
Series 3 (six times, last: Ken Holtzman, 1973)

Most Complete Games

Career 9 (Chief Bender)
Series 3 (Chief Bender, 1911)
3 (Jack Coombs, 1910)

Most Innings Pitched

Career 85.0 (Chief Bender)
Series 27.0 (Jack Coombs, 1910)
Game 11.0 (Joe Bush, 1914 Game 3)
11.0 (Jack Coombs, 1911 Game 3)

Most Hits

Career 64 (Chief Bender)
Series 28 (Lefty Grove, 1931)
Game 12 (Lefty Grove, 1931 Game 1)
Game, Fewest 2 (George Earnshaw, 1931 Game 4)
2 (Eddie Plank, 1913 Game 5)

Most Runs

Career 28 (Chief Bender)
Series 10 (Storm Davis, 1988)
10 (Jack Coombs, 1910)
Game 9 (Andy Coakley, 1905 Game 3)

Most Earned Runs

Career 23 (Chief Bender)
Series 10 (Storm Davis, 1988)
10 (Jack Coombs, 1910)
Game 6 (Storm Davis, 1988 Game 2)
6 (Chief Bender, 1914 Game 1)

Most Walks

Career 21 (Chief Bender)
Series 14 (Jack Coombs, 1910)
Game 9 (Jack Coombs, 1910 Game 2)

Most Strikeouts

Career 59 (Chief Bender)
Series 20 (George Earnshaw, 1931)
20 (Chief Bender, 1911)
Game 13 (Howard Ehmke, 1929 Game 1)

Most Home Runs

Career 4 (Vida Blue)
4 (Jim Hunter)
Series 3 (Storm Davis, 1988)
Game 2 (four times, last: Mike Moore, 1990 Game 3)

TEAM GAME

Batting

At Bats 47 (1973 Game 2)
Runs 13 (1989 Game 3)
. 13 (1911 Game 6)
Runs, Inning 10 (1929 Game 4, 7th inn.)
Hits 15 (1929 Game 4)
. 15 (1910 Game 3)
Doubles 7 (1911 Game 4)

Triples 3 (1973 Game 2)
Home Runs 5 (1989 Game 3)
Home Runs, Inning 2 (1989 Game 3, 5th inn.)
2 (1989 Game 3, 4th inn.)
2 (1973 Game 7, 3rd inn.)
2 (1929 Game 4, 7th inn.)
Home Runs, Back-to-Back none
Total Bases 31 (1989 Game 3)
Extra Base Hits 7 (1989 Game 3)
7 (1973 Game 2)
7 (1930 Game 6)
7 (1911 Game 4)
Runs Batted In 12 (1989 Game 3)
Walks 7 (four times, last: 1989 Game 4)
Strikeouts 15 (1973 Game 2)
Stolen Bases 4 (1910 Game 5)

Pitching

Hits 15 (1973 Game 2)
Runs 10 (1973 Game 2)
Runs, Inning 7 (1990 Game 3, 3rd inn.)
Earned Runs 8 (1972 Game 6)
Walks 9 (1910 Game 2)
Strikeouts 14 (1972 Game 3)
Home Runs 2 (eight times, last: 1990 Game 3)

TEAM MISCELLANEOUS

Consecutive Wins 4 (October 14 to 28, 1989)
4 (October 12, 1929 to October 2, 1930)
Consecutive Losses 4 (October 16, 1990 to present)
4 (October 9 to 13, 1914)
Shutouts 4
1989 Game 1 vs. San Francisco (5-0; Stewart)
1931 Game 4 vs. St. Louis (3-0; Earnshaw)
1930 Game 5 at St. Louis (2-0; Earnshaw and Grove)
1905 Game 2 at New York (3-0; Bender)
Margin of Victory 11 (1911 Game 6, 13-2)
Margin of Defeat 9 (1905 Game 3, 0-9)
Largest Deficit Overcome to Win 8 (1929 Game 4)
Largest Deficit Surrendered to Lose 3 (1911 Game 5)
Longest Nine Inning Game 3:30 (1989 Game 3)
Longest Extra Inning Game 4:13 (1973 Game 2, 12 inn.)
Fastest Game 1:35 (1905 Game 5)
Extra Inning Games 8
1990 Game 2 at Cincinnati (4-5, 10 inn.)
1973 Game 3 at New York (3-2, 11 inn.)
1973 Game 2 vs. New York (7-10, 12 inn.)
1914 Game 3 at Boston (4-5, 12 inn.)
1913 Game 2 vs. New York (0-3, 10 inn.)
1911 Game 5 at New York (3-4, 10 inn.)
1911 Game 3 at New York (3-2, 11 inn.)
1910 Game 4 at Chicago (3-4, 10 inn.)
Left on Base, Nine Inning Game 11 (1990 Game 1)
11 (1930 Game 3)
Left on Base, Extra Inning Game 12 (1973 Game 2, 12 inn.)
Double Plays Turned, Game 4 (1914 Game 1)
4 (1973 Game 4)
Errors, Series 11 (1910)
11 (1911)
Errors, Game 5 (1973 Game 2)
5 (1911 Game 6)

POSTSEASON RECORDS

INDIVIDUAL BATTING

Highest Batting Average

Career (min. 50 pa)378 (Frank Baker, 1910-11, 13-14)
 Season (min. 20 pa)450 (Frank Baker, 1913)
 Single Series (min. 10 pa)545 (Tony Armas, 1981 ALDS)
 .545 (Dwayne Murphy, 1981 ALDS)

Highest Slugging Percentage

Career (min. 50 pa)667 (Al Simmons, 1929-31)
 Season (min. 20 pa)941 (Rickey Henderson, 1989)
 Single Series (min. 10 pa) 1.200 (Frank Thomas, 2006 ALDS)

Highest On-Base Percentage

Career (min. 50 pa)436 (Rickey Henderson,
 1981, 89-90, 92)
 Season (min. 20 pa)591 (Mickey Cochrane, 1929)
 Single Series (min. 10 pa)609 (Rickey Henderson,
 1989 ALCS)

Most Games Played

Career39 (Sal Bando, 1971-75)
 Season12 (12 times, last: seven players in 1973)

Most At Bats

Career144 (Bert Campaneris, 1971-75)
 Season52 (Bert Campaneris, 1973)
 Series31 (Bert Campaneris, 1973 WS)
 Game .6 (nine times, last: **Coco Crisp, 2014 ALWC, 12 inn.**)

Most Runs

Career23 (Rickey Henderson, 1981, 89-90, 92)
 Season12 (Rickey Henderson, 1989)
 Series8 (Rickey Henderson, 1989 ALCS)
 Game4 (Carney Lansford, 1989 WS Game 3)

Most Hits

Career37 (Rickey Henderson, 1981, 89-90, 92)
 Season16 (Bert Campaneris, 1973)
 Series11 (Harold Baines, 1992 ALCS)
 Game4 (11 times, last: **Coco Crisp, 2013 ALDS Game 4**)
 Hitting Streak, Season . .8 (Bert Campaneris, Oct. 6-16, 1973)
 8 (Rickey Henderson, October 4-28, 1989)
 Hitting Streak, Career15 (Rickey Henderson, October 4,
 1989-October 19, 1990)

Most Doubles

Career9 (Jack Barry, 1910-11, 13-14)
 9 (Dave Henderson, 1988-90)
 Season5 (Dave Henderson, 1989)
 Series4 (four times, last: Marco Scutaro, 2006 ALDS)
 Game2 (27 times, last: **Coco Crisp, 2013 ALDS Game 3**)

Most Triples

Career4 (Rickey Henderson, 1981, 89-90, 92)
 Season3 (Rickey Henderson, 1989)
 Series2 (Rickey Henderson, 1989 WS)
 2 (Eddie Collins, 1913 WS)
 Game1 (26 times, last: **Coco Crisp, 2013 ALDS Game 4**)

Most Home Runs

Career7 (Jose Canseco, 1988-90)
 Season4 (Jose Canseco, 1988)
 4 (Gene Tenace, 1972)

Series4 (Gene Tenace, 1972 WS)
 Game2 (nine times, last: Brandon Moss, 2014 ALWC)
 Grand SlamsJose Canseco, 1988 WS Game 1
 Pinch Hitnone
 Inside The ParkMark Kotsay, 2006 ALDS Game 2
 Ray Durham, 2002 ALDS Game 3
 Mule Haas, 1929 WS Game 4
 Leadoff4 times, last: Coco Crisp, 2012 ALDS Game 1
 Game EndingMark McGwire, 1988 WS Game 3
 Bert Campaneris, 1973 ALCS Game 3

Most RBI

Career18 (Frank Baker, 1910-11, 13-14)
 18 (Jose Canseco, 1988-90)
 Season10 (Gene Tenace, 1972)
 Single Series9 (Gene Tenace, 1972 WS)
 9 (Danny Murphy, 1910 WS)
 Game5 (Brandon Moss, 2014 ALWC)

Most Total Bases

Career63 (Rickey Henderson, 1981, 89-90, 92)
 Season32 (Rickey Henderson, 1989)
 Single Series21 (Gene Tenace, 1972 WS)
 Game10 (Dave Henderson, 1989 WS Game 3)
 10 (Milton Bradley, 2006 ALCS Game 2)

Most Extra Base Hits

Career14 (Rickey Henderson, 1981, 89-90, 92)
 Season8 (Dave Henderson, 1989)
 8 (Rickey Henderson, 1989)
 Single Series5 (four times, last: Ray Durham, 2002 ALDS)
 Game3 (Dave Henderson, 1989 WS Game 3)

Most Walks

Career29 (Gene Tenace, 1971-75)
 Season13 (Gene Tenace, 1973)
 Single Series11 (Gene Tenace, 1973 WS)
 Game3 (9 times, last: **Coco Crisp, 2013 ALDS Game 1**)

Most Strikeouts

Career31 (Gene Tenace, 1971-75)
 Season14 (Dave Henderson, 1988)
 Single Series13 (Brandon Moss, 2013 ALDS)
 Game4 (Stephen Drew, 2012 ALDS Game 5)
 4 (Ben Grieve, 2000 ALDS Game 5)

Most Stolen Bases

Career22 (Rickey Henderson, 1981, 89-90, 92)
 Season11 (Rickey Henderson, 1989)
 Single Series8 (Rickey Henderson, 1989 ALCS)
 Game4 (Rickey Henderson, 1989 ALCS Game 2)

INDIVIDUAL PITCHING

Most Games Won

Career8 (Dave Stewart, 1988-90, 92)
 Season4 (Dave Stewart, 1989)
 Single Series3 (Jack Coombs, 1910 WS)

Most Games Lost

Career5 (Vida Blue, 1971-75)
 5 (Eddie Plank, 1905, 10-11, 13-14)
 Season2 (nine times, last: **Jarrod Parker, 2012**)
 Single Series2 (7 times, last: **Jarrod Parker, 2012 ALDS**)

Most Saves

Career	11 (Dennis Eckersley, 1988-90, 92)
Season	4 (Dennis Eckersley, 1988, 1989)
Single Series	4 (Dennis Eckersley, 1988 ALCS)

Lowest Earned Run Average

Career (min. 20.0 ip)	1.13 (John Odom, 1972-74)
Season (min. 10.0 ip)	0.71 (John Odom, 1972)
Single Series	0.00 (John Odom, 1972 ALCS, 14.0 ip)

Most Games

Career	27 (Rollie Fingers, 1971-75)
Season	9 (Rollie Fingers, 1972, 1973)
Single Series	7 (Darrold Knowles, 1973 WS)

Most Games Started

Career	14 (Dave Stewart, 1988-90, 92)
Season	4 (eight times, last: Dave Stewart, 1990)
Single Series	3 (six times, last: Ken Holtzman, 1973 WS)

Most Complete Games

Career	9 (Chief Bender, 1905, 10-11, 13-14)
Season	3 (Jack Coombs, 1910) 3 (Chief Bender, 1911)
Single Series	3 (Jack Coombs, 1910 WS) 3 (Chief Bender, 1911 WS)

Most Innings Pitched

Career	105.1 (Dave Stewart, 1988-90, 92)
Season	32.0 (Dave Stewart, 1989)
Single Series	27.0 (Jack Coombs, 1910 WS)
Game	11.0 (3 times, last: Ken Holtzman, 1973 ALCS Game 3)

Most Hits

Career	76 (Dave Stewart, 1988-90, 92)
Season	28 (Lefty Grove, 1931)
Single Series	28 (Lefty Grove, 1931 WS)
Game	12 (Lefty Grove, 1931 WS Game 1)
Game, Fewest	2 (three times, last: Vida Blue, 1974 ALCS Game 3)

Most Runs

Career	31 (Vida Blue, 1971-75)
Season	14 (Vida Blue, 1973)
Single Series	11 (Tim Hudson, 2002 ALDS)
Game	9 (Andy Coakley, 1905 WS Game 3)

Most Earned Runs

Career	31 (Vida Blue, 1971-75)
Season	14 (Vida Blue, 1973)
Single Series	10 (Storm Davis, 1988 WS) 10 (Jack Coombs, 1910 WS)
Game	7 (Esteban Loaiza, 2006 ALCS Game 2)

Most Walks

Career	30 (Dave Stewart, 1988-90, 92)
Season	14 (Jack Coombs, 1910)
Single Series	14 (Jack Coombs, 1910 WS)
Game	9 (Jack Coombs, 1910 WS Game 2)

Most Strikeouts

Career	59 (Chief Bender, 1905, 10-11, 13-14)
Season	23 (Dave Stewart, 1989)
Single Series	20 (George Earnshaw, 1931 WS) 20 (Chief Bender, 1911 WS)
Game	13 (Howard Ehmke, 1929 WS Game 1)

Most Home Runs

Career	13 (Jim Hunter, 1971-74)
Season	4 (four times, last: Dave Stewart, 1989)
Single Series	4 (Jim Hunter, 1971 ALCS)
Game	4 (Jim Hunter, 1971 ALCS Game 2)

TEAM GAME

Batting

At Bats	47 (2014 ALWC, 12 innings) 47 (1973 WS Game 2)
Runs	13 (1989 WS Game 3) 13 (1911 WS Game 6)
Runs, Inning	10 (1929 WS Game 4, 7th inn.)
Hits	15 (3 times, last: 1988 ALCS Game 3)
Doubles	7 (1911 WS Game 4)
Triples	3 (1973 WS Game 2)
Home Runs	5 (1989 WS Game 3)
Home Runs, Inning	2 (10 times, last: 2013 ALDS Game 3, 5th inn.)
Home Runs, Back-to-Back	3 times, last: Ray Durham and Scott Hatteberg, 2002 ALDS Game 3
Total Bases	31 (1989 WS Game 3)
Extra Base Hits	7 (six times, last: 2002 ALDS Game 2)
Runs Batted In	12 (1989 WS Game 3)
Walks	11 (1974 ALCS Game 4)
Strikeouts	16 (2013 ALDS Game 1)
Stolen Bases	6 (1992 ALCS Game 2) 6 (1989 ALCS Game 2)

Pitching

Hits	19 (1981 ALCS Game 2)
Runs	13 (1981 ALCS Game 2)
Runs, Inning	7 (3 times, last: 2002 Game 4, 4th inn.)
Earned Runs	13 (1981 ALCS Game 2)
Walks	9 (1971 ALCS Game 3) 9 (1910 WS Game 2)
Strikeouts	14 (1972 WS Game 3)
Home Runs	4 (1971 ALCS Game 2)

TEAM MISCELLANEOUS

Consecutive Wins	10 (October 7, 1989-October 10, 1990)
Consecutive Losses	6 (October 10, 2006-October 7, 2012)
Shutouts	12 times, last: 2013 ALDS Game 2 (1-0; Gray, Balfour)
Longest Nine Inning Game	4:13 (2001 ALCS Game 4)
Longest Extra Inning Game	4:45 (2014 ALWC, 12 inn.)
Fastest Game	1:35 (1905 WS Game 5)
Extra Inning Games	15 times, last: 2014 ALWC (8-9, 12 inn.)
Margin of Victory	11 (1911 WS Game 6, 13-2)
Margin of Defeat	10 (1981 ALCS Game 2, 3-13)
Largest Deficit Overcome to Win	8 (1929 WS Game 4)
Largest Lead Surrendered to Lose	5 (1992 ALCS Game 4)
Left On Base, Game	12 (four times, last: 2003 ALDS Game 1, 12 inn.)
Double Plays Turned, Game	4 (three times, last: 1975 ALCS Game 2)
Errors, Series	11 (1910, 1911)
Errors, Game	5 (1973 WS Game 2) 5 (1911 WS Game 6)

POSTSEASON CAREER LEADERS

INDIVIDUAL BATTING

Batting Average (min. 50 pa)

1. Frank Baker.....	.378
2. Harold Baines.....	.370
3. Eddie Collins.....	.347
4. Jimmie Foxx.....	.344
5. Rickey Henderson.....	.333
Al Simmons.....	.333

At Bats

1. Bert Campaneris.....	144
2. Sal Bando.....	142
3. Joe Rudi.....	140
4. Reggie Jackson.....	118
5. Mark McGwire.....	114

Triples

1. Rickey Henderson.....	4
2. Eddie Collins.....	2
3. 19 tied with.....	1

Extra Base Hits

1. Rickey Henderson.....	14
2. Reggie Jackson.....	13
Dave Henderson.....	13
4. Sal Bando.....	12
5. Al Simmons.....	11

Slugging Pct. (min. 50 pa)

1. Al Simmons.....	.667
2. Jimmie Foxx.....	.609
3. Frank Baker.....	.573
4. Rickey Henderson.....	.568
5. Harold Baines.....	.565

Runs

1. Rickey Henderson.....	23
2. Sal Bando.....	20
3. five players tied.....	15

Home Runs

1. Jose Canseco.....	7
2. Al Simmons.....	6
3. Sal Bando.....	5
Reggie Jackson.....	5
5. six players tied.....	4

Walks

1. Gene Tenace.....	29
2. Rickey Henderson.....	20
3. Jose Canseco.....	17
Mickey Cochrane.....	17
5. two players tied.....	16

On-Base Pct. (min. 50 pa)

1. Rickey Henderson.....	.436
2. Jimmie Foxx.....	.425
3. Harold Baines.....	.408
4. Mickey Cochrane.....	.408
5. Frank Baker.....	.402

Hits

1. Rickey Henderson.....	37
2. Joe Rudi.....	36
3. Bert Campaneris.....	35
4. Sal Bando.....	34
Carney Lansford.....	34

Runs Batted In

1. Jose Canseco.....	18
Frank Baker.....	18
3. Al Simmons.....	17
4. three players tied.....	15

Strikeouts

1. Gene Tenace.....	31
2. Sal Bando.....	29
3. Reggie Jackson.....	27
Dave Henderson.....	27
Mark McGwire.....	27

Games

1. Sal Bando.....	39
2. Joe Rudi.....	38
3. Gene Tenace.....	37
4. Bert Campaneris.....	36
Dick Green.....	36

Doubles

1. Dave Henderson.....	9
Jack Barry.....	9
3. five players tied.....	7

Total Bases

1. Rickey Henderson.....	63
2. Sal Bando.....	57
3. Reggie Jackson.....	56
4. Joe Rudi.....	53
5. Bert Campaneris.....	50

Stolen Bases

1. Rickey Henderson.....	22
2. Bert Campaneris.....	10
Eddie Collins.....	10
4. Willie Wilson.....	7
5. Jose Canseco.....	5

INDIVIDUAL PITCHING

Wins

1. Dave Stewart.....	8
2. Jim Hunter.....	7
3. Chief Bender.....	6
Ken Holtzman.....	6
5. five players tied.....	4

ERA (min. 20 ip)

1. John Odom.....	1.13
2. Eddie Plank.....	1.32
3. George Earnshaw.....	1.58
4. Lefty Grove.....	1.75
5. Rollie Fingers.....	2.22

Complete Games

1. Chief Bender.....	9
2. Eddie Plank.....	6
3. George Earnshaw.....	5
4. Jack Coombs.....	4
Lefty Grove.....	4

Strikeouts

1. Chief Bender.....	59
2. George Earnshaw.....	56
3. Dave Stewart.....	55
4. Jim Hunter.....	49
5. Vida Blue.....	47

Losses

1. Eddie Plank.....	5
Vida Blue.....	5
3. Chief Bender.....	4
Rollie Fingers.....	4
Ken Holtzman.....	4

Games

1. Rollie Fingers.....	27
2. Dennis Eckersley.....	20
3. Rick Honeycutt.....	18
4. Vida Blue.....	17
5. Jim Hunter.....	14
Dave Stewart.....	14

Innings Pitched

1. Dave Stewart.....	105.1
2. Jim Hunter.....	88.1
3. Chief Bender.....	85.0
4. Ken Holtzman.....	70.1
5. Vida Blue.....	64.2

Winning Pct. (min. 3 dec)

1. Jack Coombs.....	1.000 (4-0)
2. Jim Hunter.....	.778 (7-2)
3. John Odom.....	.750 (3-1)
4. Dave Stewart.....	.727 (8-3)
5. Lefty Grove.....	.714 (5-2)

Saves

1. Dennis Eckersley.....	11
2. Rollie Fingers.....	8
3. Jason Isringhausen.....	3
4. Vida Blue.....	2
Grant Balfour.....	2
Darold Knowles.....	2
Huston Street.....	2

Games Started

1. Dave Stewart.....	14
2. Jim Hunter.....	12
Ken Holtzman.....	12
4. Chief Bender.....	10
Vida Blue.....	10

Walks

1. Dave Stewart.....	30
2. Jim Hunter.....	26
3. Vida Blue.....	23
4. Chief Bender.....	21
5. Jack Coombs.....	20

POSTSEASON SINGLE GAME BESTS

INDIVIDUAL BATTING

Runs

- 4 Carney Lansford, 1989 WS Game 3 at San Francisco
- 3 10 times, last: **Coco Crisp, 2013 ALDS Game 4 at Det.**

Hits

- 4 **Coco Crisp, 2013 ALDS Game 4 at Detroit**
- 4 Milton Bradley, 2006 ALCS Game 2 vs. Detroit
- 4 Jason Giambi, 2001 ALDS Game 5 at New York
- 4 Miguel Tejada, 2001 ALDS Game 4 vs. New York
- 4 Johnny Damon, 2001 ALDS Game 1 at New York
- 4 Jerry Browne, 1992 ALCS Game 5 vs. Toronto
- 4 Dave Henderson, 1988 WS Game 4 vs. Los Angeles
- 4 Tony Armas, 1981 ALDS Game 2 at Kansas City
- 4 Sal Bando, 1975 ALCS Game 2 at Boston
- 4 Reggie Jackson, 1973 WS Game 2 vs. New York
- 4 Danny Murphy, 1911 WS Game 6 vs. New York

Doubles

- 2 27 times, last: **Coco Crisp, 2013 ALDS Game 3 at Det.**

Triples

- 1 26 times, last: **Coco Crisp, 2013 ALDS Game 4 at Det.**

Home Runs

- 2 Brandon Moss, 2014 ALWC at Kansas City
- 2 Milton Bradley, 2006 ALCS Game 2 vs. Detroit
- 2 Frank Thomas, 2006 ALDS Game 1 at Minnesota
- 2 Terrence Long, 2001 ALDS Game 1 at New York
- 2 Dave Henderson, 1989 WS Game 3 at San Francisco
- 2 Rickey Henderson, 1989 ALCS Game 4 at Toronto
- 2 Sal Bando, 1973 ALCS Game 2 at Baltimore
- 2 Gene Tenace, 1972 WS Game 1 at Cincinnati
- 2 Reggie Jackson, 1971 ALCS Game 3 vs. Baltimore

INDIVIDUAL PITCHING

Innings Pitched

- 11.0 Ken Holtzman, 1973 ALCS Game 3 vs. Baltimore
- 11.0 Joe Bush, 1914 WS Game 3 at Boston
- 11.0 Jack Coombs, 1911 WS Game 3 at New York
- 10.0 Eddie Plank, 1913 WS Game 2 vs. New York
- 9.2 Chief Bender, 1910 WS Game 4 at Chicago

Hits

- 12 Lefty Grove, 1931 WS Game 1 at St. Louis
- 11 Lefty Grove, 1931 WS Game 3 vs. St. Louis
- 11 Chief Bender, 1913 WS Game 1 at New York
- 10 four times, last: Bartolo Colón, 2013 ALDS Game 1 vs. Detroit

Runs

- 9 Andy Coakley, 1905 WS Game 3 vs. New York
- 7 Esteban Loaiza, 2006 ALCS Game 2 vs. Detroit
- 7 Tim Hudson, 2002 ALDS Game 4 at Minnesota
- 6 10 times, last: Jon Lester, 2014 ALWC at Kansas City

Runs Batted In

- 5 Brandon Moss, 2014 ALWC at Kansas City
- 4 Milton Bradley, 2006 ALCS Game 2 vs. Detroit
- 4 Marco Scutaro, 2006 ALDS Game 3 vs. Minnesota
- 4 Dave Henderson, 1989 WS Game 3 at San Francisco
- 4 Rickey Henderson, 1989 ALCS Game 4 at Toronto
- 4 Jose Canseco, 1988 WS Game 1 at Los Angeles
- 4 Al Simmons, 1929 WS Game 2 at Chicago
- 4 Wally Schang, 1913 WS Game 4 vs. New York

Total Bases

- 10 Milton Bradley, 2006 ALCS Game 2 vs. Detroit
- 10 Dave Henderson, 1989 WS Game 3 at San Francisco
- 9 Frank Thomas, 2006 ALDS Game 1 at Minnesota
- 9 Reggie Jackson, 1971 ALCS Game 3 vs. Baltimore
- 8 six times, last: Brandon Moss, 2014 ALWC at Kansas City

Extra Base Hits

- 3 Dave Henderson, 1989 WS Game 3 at San Francisco
- 2 46 times, last: Brandon Moss, 2014 ALWC at Kansas City

Walks

- 3 nine times, last: **Coco Crisp, 2013 ALDS Game 1 vs. Detroit**

Strikeouts

- 4 Stephen Drew, 2012 ALDS Game 5 vs. Detroit
- 4 Ben Grieve, 2000 ALDS Game 5 vs. New York
- 3 31 times, last: **Coco Crisp, 2014 ALWC at Kansas City**

Stolen Bases

- 4 Rickey Henderson, 1989 ALCS Game 2 vs. Toronto
- 3 Willie Wilson, 1992 ALCS Game 2 at Toronto
- 2 13 times, last: Yoenis Céspedes, 2012 ALDS Game 2 at Detroit

Walks

- 9 Jack Coombs, 1910 WS Game 2 vs. Chicago
- 6 Matt Keough, 1981 ALCS Game 3 vs. New York
- 6 Diego Segui, 1971 ALCS Game 3 vs. Baltimore
- 5 five times, last: Rich Harden, 2006 ALCS Game 3 at Detroit

Strikeouts

- 13 Howard Ehmke, 1929 WS Game 1 at Chicago
- 11 John Odom, 1972 WS Game 3 vs. Cincinnati
- 11 Chief Bender, 1911 WS Game 1 at New York
- 10 George Earnshaw, 1929 WS Game 3 vs. Chicago
- 9 five times, last: **Sonny Gray, 2013 ALDS Game 2 vs. Detroit**

POSTSEASON SERIES YEAR-BY-YEAR RECAP

1905 WORLD SERIES

The A's make their first appearance in the World Series and lose to the New York Giants, four games to one. Three of the losses come against Christy Mathewson who tosses three complete game shutouts. The A's collect just 25 hits in the series for a .161 batting average and score just three runs. Topsy Hartsel paces the A's offense with a .294 batting average and Bris Lord has the only two RBI. The A's use three pitchers in the Series and all toss complete games. Chief Bender makes two starts and has a 1.06 ERA.

The A's lose the first game in Philadelphia, 3-0, as Mathewson tosses a four-hit shutout. Chief Bender returns the favor in the second game of the series as he tosses a four-hit shutout and strikes out nine in a 3-0 A's win at New York. Lord has RBI singles in the third and eighth innings. Mathewson tosses a four-hit shutout in the Giants 9-0 win in Game 3 and Joe McGinnity blanks the A's on five hits in a 1-0 win in Game 4. Eddie Plank allows just four hits in Game 4 and the only run of the game is unearned after a Monte Cross error. Mathewson tossed a six-hit shutout in Game 5 as the Giants clinch the series with a 2-0 win.

FINAL STATISTICS

PLAYER	AVG	G	AB	R	H	TB	2B	3B	HR	RBI	SH	SF	HP	BB	IBB	SO	SB	CS	DP	E	SLG	OBP
Bender	.000	2	5	0	0	0	0	0	0	0	1	0	0	0	-	1	0	0	0	0	.000	.000
Coakley	.000	1	2	0	0	0	0	0	0	0	0	0	1	0	-	1	0	0	0	0	.000	.333
Cross, L.	.105	5	19	0	2	2	0	0	0	0	0	0	0	1	-	1	0	0	0	1	.105	.150
Cross, M	.176	5	17	0	3	3	0	0	0	0	0	0	0	0	-	7	0	1	0	2	.176	.176
Davis	.200	5	20	0	4	5	1	0	0	0	0	0	0	0	-	1	0	0	0	0	.250	.200
Hartsel	.294	5	17	1	5	6	1	0	0	0	1	0	0	2	-	1	2	0	0	1	.353	.368
Hoffman	.000	1	1	0	0	0	0	0	0	0	0	0	0	0	-	1	0	0	0	0	.000	.000
Lord	.100	5	20	0	2	2	0	0	0	2	0	0	0	0	-	5	0	0	0	0	.100	.100
Murphy	.188	5	16	0	3	4	1	0	0	0	1	0	0	0	-	2	0	1	1	4	.250	.188
Plank	.167	2	6	0	1	1	0	0	0	0	0	0	0	0	-	2	0	0	1	0	.167	.167
Powers	.143	3	7	0	1	2	1	0	0	0	0	0	0	0	-	0	0	0	0	0	.286	.143
Schreckengost	.222	3	9	2	2	3	1	0	0	0	0	0	0	0	-	0	0	0	0	0	.333	.222
Seybold	.125	5	16	0	2	2	0	0	0	0	0	0	0	2	-	3	0	0	0	0	.125	.222
TOTALS	.161	5	155	3	25	30	5	0	0	2	3	0	1	5	-	25	2	2	2	8	.194	.193

PITCHER	W	L	ERA	G	GS	CG	GF	SHO	SV	IP	H	R	ER	HR	HB	BB	IBB	SO	WP	BK	AVG
Bender	1	1	1.06	2	2	2	0	1	-	17.0	9	2	2	0	0	6	-	13	0	0	.161
Coakley	0	1	2.00	1	1	1	0	0	-	9.0	8	9	2	0	1	5	-	2	0	0	.235
Plank	0	2	1.59	2	2	2	0	0	-	17.0	14	4	3	0	1	4	-	11	1	0	.222
TOTALS	1	4	1.47	5	5	5	0	1	-	43.0	31	15	7	0	2	15	-	26	1	0	.203

Game 1 — October 9
New York 3, Philadelphia 0

Game 2 — October 10
Philadelphia 3, New York 0

Game 3 — October 12
New York 9, Philadelphia 0

New York					Philadelphia					New York				
ab	r	h	bi		ab	r	h	bi		ab	r	h	bi	
Bresnahan c	3	1	1	1	Hartsel lf	4	1	2	0	Bresnahan c	3	2	0	0
Browne rf	5	0	0	0	Lord cf	4	0	2	2	Browne rf	5	2	1	0
Donlin cf	5	1	2	1	Davis 1b	4	0	0	0	Donlin cf	3	3	1	0
McGann 1b	3	0	1	0	LCross 3b	3	0	0	0	McGann 1b	5	1	3	4
Mertes lf	4	0	1	1	Seybold rf	4	0	0	0	Mertes lf	3	0	1	1
Dahlen ss	4	0	0	0	Murphy 2b	4	0	1	0	Dahlen ss	3	1	0	1
Devlin 3b	4	0	1	0	MCross ss	4	0	0	0	Devlin 3b	4	0	1	1
Gilbert 2b	4	1	3	0	Schreckengost c	4	2	1	0	Gilbert 2b	4	0	0	0
Mathewson p	3	0	1	0	Bender p	2	0	0	0	Mathewson p	4	0	1	0
Totals	35	3	10	3	Totals	33	3	6	2	Totals	34	9	8	7

Philadelphia					New York					Philadelphia				
ab	r	h	bi		ab	r	h	bi		ab	r	h	bi	
Hartsel lf	4	0	1	0	Bresnahan c	4	0	1	0	Hartsel lf	4	0	0	0
Lord cf	4	0	0	0	Browne rf	4	0	0	0	Lord cf	4	0	0	0
Davis 1b	4	0	1	0	Donlin cf	4	0	2	0	Davis 1b	4	0	1	0
LCross 3b	4	0	0	0	McGann 1b	3	0	0	0	LCross 3b	4	0	1	0
Seybold rf	3	0	0	0	Mertes lf	4	0	0	0	Seybold rf	3	0	1	0
Murphy 2b	3	0	1	0	Dahlen ss	3	0	0	0	Murphy 2b	3	0	0	0
MCross ss	3	0	0	0	Devlin 3b	3	0	1	0	MCross ss	3	0	1	0
Schreckengost c	3	0	1	0	Gilbert 2b	3	0	0	0	Schreckengost c	2	0	0	0
Plank p	3	0	0	0	McGinnity p	2	0	0	0	Powers c	1	0	0	0
Totals	31	0	4	0	Strang ph	1	0	0	0	Coakley p	2	0	0	0
					Ames p	0	0	0	0	Totals	30	0	4	0

New York 000 020 001 3 10 1
Philadelphia 000 000 000 0 4 0

Philadelphia 001 000 020 3 6 2
New York 000 000 000 0 4 2

New York 200 050 002 9 8 1
Philadelphia 000 000 000 0 4 4

E – Donlin. **DP** – New York 1. **LOB** – New York 9, Philadelphia 4. **2B** – McGann, Mertes, Davis, Murphy, Schreckengost. **S** – Mathewson. **SB** – Bresnahan (1), Donlin (1), Devlin (1), Gilbert (1). **CS** – Gilbert.

E – Murphy, Bresnahan, McGann, MCross. **LOB** – Philadelphia 5, New York 7. **2B** – Hartsel, Bresnahan, Donlin. **S** – Bender. **SB** – Dahlen (1), Devlin (2). **CS** – Donlin, Dahlen.

E – Devlin, Murphy 3, Hartsel. **DP** – New York 1, Philadelphia 2. **LOB** – New York 4, Philadelphia 5. **2B** – McGann. **SB** – Browne (2), Donlin (2), Dahlen (2), Devlin (3), Hartsel (1). **CS** – McGann, Mertes, Murphy.

New York	ip	h	r	er	bb	so
Mathewson (W)	9.0	4	0	0	0	6
Philadelphia	ip	h	r	er	bb	so
Plank (L)	9.0	10	3	3	2	5

Philadelphia	ip	h	r	er	bb	so
Bender (W)	9.0	4	0	0	3	9
New York	ip	h	r	er	bb	so
McGinnity (L)	8.0	5	3	0	0	2
Ames	1.0	1	0	0	1	1

New York	ip	h	r	er	bb	so
Mathewson (W)	9.0	4	0	0	1	8
Philadelphia	ip	h	r	er	bb	so
Coakley (L)	9.0	8	9	2	5	2

WP – Mathewson. **HBP** – by Plank (Bresnahan).
T – 1:46. **A** – 17,955
Umpires – Sheridan, O'Day.

T – 1:55. **A** – 24,992
Umpires – O'Day, Sheridan.

HBP – by Coakley (Bresnahan), by Mathewson (Coakley).
T – 1:55. **A** – 10,991
Umpires – Sheridan, O'Day.

Game 4 — October 13
New York 1, Philadelphia 0

Game 5 — October 14
New York 2, Philadelphia 0

Philadelphia	ab	r	h	bi
Hartsel lf	1	0	0	0
Lord cf	4	0	0	0
Davis 1b	4	0	1	0
LCross 3b	4	0	1	0
Seybold rf	3	0	0	0
Murphy 2b	3	0	1	0
MCross ss	4	0	1	0
Powers c	3	0	0	0
Hoffman ph	1	0	0	0
Plank p	3	0	1	0
Totals	30	0	5	0

Philadelphia	ab	r	h	bi
Hartsel lf	4	0	2	0
Lord cf	4	0	0	0
Davis 1b	4	0	1	0
LCross 3b	4	0	0	0
Seybold rf	3	0	1	0
Murphy 2b	3	0	0	0
MCross ss	3	0	1	0
Powers c	3	0	1	0
Bender p	3	0	0	0
Totals	31	0	6	0

New York	ab	r	h	bi
Bresnahan c	2	0	1	0
Browne rf	4	0	2	0
Donlin cf	3	0	0	0
McGann 1b	3	0	0	0
Mertes lf	4	1	0	0
Dahlen ss	3	0	0	0
Devlin 3b	3	0	1	0
Gilbert 2b	3	0	0	1
McGinnity p	3	0	0	0
Totals	28	1	4	1

New York	ab	r	h	bi
Bresnahan c	4	0	2	0
Browne rf	4	0	1	1
Donlin cf	4	0	0	0
McGann 1b	3	0	0	0
Mertes lf	2	1	1	0
Dahlen ss	2	0	0	0
Devlin 3b	2	0	0	0
Gilbert 2b	3	0	1	1
Mathewson p	1	1	0	0
Totals	25	2	5	2

Philadelphia	000	000	000	0	5	2
New York	000	100	00x	1	4	0

Philadelphia	000	000	000	0	6	0
New York	000	010	01x	2	5	1

E – MCross, LCross. **LOB** – Philadelphia 8, New York 7. **2B** – Devlin. **S** – Hartsel, Murphy, Donlin, McGann. **SB** – Hartsel (2).

E – Mathewson. **DP** – New York 1. **LOB** – Philadelphia 4, New York 4. **2B** – Powers, Bresnahan. **S** – Devlin, Mathewson. **CS** – MCross, Mertes.

Philadelphia	ip	h	r	er	bb	so
Plank (L)	8.0	4	1	0	2	6
New York	ip	h	r	er	bb	so
McGinnity (W)	9.0	5	0	0	3	4

Philadelphia	ip	h	r	er	bb	so
Bender (L)	8.0	5	2	2	3	4
New York	ip	h	r	er	bb	so
Mathewson (W)	9.0	6	0	0	0	4

WP – Plank.

T – 1:55. **A** – 13,598

Umpires – O’Day, Sheridan.

T – 1:35. **A** – 24,187

Umpires – Sheridan, O’Day.

1910 WORLD SERIES

The A's win their first World Series and use just two pitchers to defeat the Chicago Cubs, four games to one. Jack Coombs wins three of the games and posts a 3.33 ERA while Chief Bender is 1-1 with a 1.93 ERA. Eddie Collins paces the A's offense with a .429 batting average and four doubles and Frank Baker hits .409. Danny Murphy connects for the only home run of the series and leads the A's with nine RBI. The A's hit .316 and score 35 runs in the five games while the two pitchers combine for a 2.76 ERA and allow 15 runs.

The A's win the first two games in Philadelphia as Bender tosses a three-hitter in Game 1 and strikes out eight in a 4-1 win while Baker has three hits and two RBI. Coombs allows eight hits and nine walks in Game 2 but the Cubs strand 14 in a 9-3 A's win. Eddie Collins has three of the A's 14 hits and all nine Athletics collect at least one hit. The series moves to Chicago for Game 3 and Coombs comes back on one day of rest and defeats the Cubs, 12-5, collecting three hits and three RBI. Harry Davis and Jack Berry add three hits each and Barry and Murphy have three RBI. Bender suffers the A's only loss in Game 4 when the Cubs win 4-3 in 10 innings. The A's have a 3-2 lead entering the ninth but the Cubs score once in the ninth and once in the 10th for the win. The A's wrap up the series with a 7-2 win in Game 5 as Coombs picks up his third win of the series. Collins has three hits and the A's score five times in the eighth to break open a 2-1 game.

FINAL STATISTICS

PLAYER	AVG	G	AB	R	H	TB	2B	3B	HR	RBI	SH	SF	HP	BB	IBB	SO	SB	CS	DP	E	SLG	OBP
Baker	.409	5	22	6	9	12	3	0	0	4	0	0	0	2	-	1	0	3	0	3	.545	.458
Barry	.235	5	17	3	4	6	2	0	0	3	2	0	1	1	-	3	0	0	1	0	.353	.316
Bender	.333	2	6	1	2	2	0	0	0	1	0	0	0	1	-	1	0	0	0	0	.333	.429
Collins	.429	5	21	5	9	13	4	0	0	3	1	0	0	2	-	0	4	2	0	1	.619	.478
Coombs	.385	3	13	0	5	6	1	0	0	3	0	0	0	0	-	3	0	0	1	2	.462	.385
Davis	.353	5	17	5	6	9	3	0	0	2	2	0	1	3	-	4	0	0	0	3	.529	.476
Hartsel	.200	1	5	2	1	1	0	0	0	0	0	0	0	0	-	1	2	0	0	0	.200	.200
Lapp	.250	1	4	0	1	1	0	0	0	1	0	0	0	0	-	2	0	0	0	0	.250	.250
Lord	.182	5	22	3	4	6	2	0	0	1	1	0	0	1	-	3	0	1	0	0	.273	.217
Murphy	.350	5	20	6	7	13	3	0	1	9	1	0	0	1	-	0	1	0	0	0	.650	.381
Strunk	.278	4	18	2	5	8	1	1	0	2	0	0	0	2	-	5	0	1	0	1	.444	.350
Thomas	.250	4	12	2	3	3	0	0	0	1	0	0	0	4	-	1	0	0	1	1	.250	.438
Totals	.316	5	177	35	56	80	19	1	1	30	7	0	2	17	-	24	7	7	3	11	.452	.383
PITCHER	W	L	ERA	G	GS	CG	GF	SHO	SV	IP	H	R	ER	HR	HB	BB	IBB	SO	WP	BK	AVG	
Bender	1	1	1.93	2	2	2	0	0	-	18.2	12	5	4	0	0	4	-	14	0	0	.194	
Coombs	3	0	3.33	3	3	3	0	0	-	27.0	23	10	10	0	0	18	-	31	1	0	.240	
Totals	4	1	2.76	5	5	5	0	0	-	45.2	35	15	14	0	0	18	-	31	1	0	.222	

Game 1 — October 17
Philadelphia 4, Chicago 1

Chicago	ab	r	h	bi
Sheckard lf	4	0	0	0
Schulte rf	2	0	1	0
Hofman cf	4	0	0	0
Chance 1b	3	0	0	0
Zimmerman 2b	3	0	0	0
Steinfeldt 3b	3	0	0	0
Tinker ss	3	1	1	0
Kling c	3	0	1	1
Kane pr	0	0	0	0
Overall p	1	0	0	0
McIntire p	1	0	0	0
Beaumont ph	1	0	0	0
Totals	28	1	3	1

Philadelphia	ab	r	h	bi
Strunk cf	3	0	0	0
Lord lf	4	1	1	0
Collins 2b	2	1	1	0
Baker 3b	4	1	3	2
Davis 1b	3	0	0	0
Murphy rf	3	1	1	1
Barry ss	3	0	0	0
Thomas c	1	0	0	0
Bender p	3	0	1	1
Totals	26	4	7	4

Chicago 000 000 001 1 3 1
 Philadelphia 021 000 01x 4 7 2

E – Strunk, Thomas, McIntire. **LOB** – Chicago 2, Philadelphia 4. **2B** – Lord, Baker 2. **S** – Collins, Davis. **SB** – Murphy (1). **CS** – Schulte 2, Strunk, Collins, Baker.

Chicago	ip	h	r	er	bb	so
Overall (L)	3.0	6	3	3	1	1
McIntire	5.0	1	1	0	3	3
Philadelphia	ip	h	r	er	bb	so
Bender (W)	9.0	3	1	0	2	8

T – 1:54. **A** – 26,891
Umpires – Connolly, O'Day, Rigler, Sheridan.

Game 2 — October 18
Philadelphia 9, Chicago 3

Chicago	ab	r	h	bi
Sheckard lf	1	1	1	0
Schulte rf	3	1	0	0
Hofman cf	2	1	1	0
Chance 1b	5	0	2	1
Zimmerman 2b	3	0	1	2
Steinfeldt 3b	5	0	1	0
Tinker ss	4	0	2	0
Kling c	4	0	0	0
Brown p	3	0	0	0
Beaumont ph	1	0	0	0
Richie p	0	0	0	0
Totals	31	3	8	3

Philadelphia	ab	r	h	bi
Strunk cf	5	1	2	1
Lord lf	5	1	1	0
Collins 2b	4	2	3	1
Baker 3b	4	1	1	0
Davis 1b	5	1	2	2
Murphy rf	4	1	1	2
Barry ss	3	0	1	0
Thomas c	3	2	2	1
Coombs p	4	0	1	0
Totals	37	9	14	7

Chicago 100 000 101 3 8 3
 Philadelphia 002 010 60x 9 14 4

E – Coombs 2, Steinfeldt 2, Sheckard, Davis 2. **DP** – Chicago 1, Philadelphia 3. **LOB** – Chicago 14, Philadelphia 9. **2B** – Sheckard, Zimmerman, Steinfeldt, Tinker, Strunk, Collins 2, Davis, Murphy. **S** – Sheckard, Schulte 2, Barry. **SF** – Zimmerman. **SB** – Collins 2 (2). **CS** – Tinker, Lord.

Chicago	ip	h	r	er	bb	so
Brown (L)	7.0	13	9	6	4	6
Richie	1.0	1	0	0	0	0
Philadelphia	ip	h	r	er	bb	so
Coombs (W)	9.0	8	3	3	9	5

T – 2:25. **A** – 24,597
Umpires – Rigler, Sheridan, O'Day, Connolly.

Game 3 — October 20
Philadelphia 12, Chicago 5

Philadelphia	ab	r	h	bi
Strunk cf	5	1	1	0
Lord lf	4	0	1	0
Collins 2b	5	1	1	0
Baker 3b	5	2	2	2
Davis 1b	3	3	3	0
Murphy rf	5	2	1	3
Barry ss	5	3	3	3
Thomas c	4	0	0	0
Coombs p	5	0	3	3
Totals	41	12	15	11

Chicago	ab	r	h	bi
Sheckard lf	1	2	0	0
Schulte rf	4	0	2	2
Hofman cf	3	1	1	1
Chance 1b	1	0	0	0
Archer 1b	3	0	0	0
Zimmerman 2b	4	0	0	0
Steinfeldt 3b	4	0	0	0
Tinker ss	4	1	3	0
Kling c	4	0	0	0
Reulbach p	0	0	0	0
Beaumont ph	0	1	0	0
McIntire p	0	0	0	0
Pfister p	2	0	0	0
Needham ph	1	0	0	0
Totals	31	5	6	3

Philadelphia	125	000	400	12	15	1
Chicago	120	000	020	5	6	5

E – Baker, Schulte, Hofman, Tinker 2, Steinfeldt. **DP** – Philadelphia 2, Chicago 1. **LOB** – Philadelphia 7, Chicago 4. **2B** – Davis, Barry 2, Coombs, Schulte 2, Tinker. **HR** – Murphy (1). **S** – Lord. **SF** – Hofman. **SB** – Tinker (1). **CS** – Collins, Baker.

Philadelphia	ip	h	r	er	bb	so
Coombs (W)	9.0	6	5	5	4	8
Chicago	ip	h	r	er	bb	so
Reulbach	2.0	3	3	3	2	0
McIntire (L)	0.1	3	4	4	0	0
Pfister	6.2	9	5	0	1	1

WP – Coombs. **HBP** – by McIntire (Davis).

T – 2:07. **A** – 26,210
Umpires – O'Day, Sheridan, Rigler, Connolly.

Game 4— October 22
Chicago 4, Philadelphia 3 (10)

Game 5 — October 23
Philadelphia 7, Chicago 2

Philadelphia	ab	r	h	bi	Philadelphia	ab	r	h	bi
Strunk cf	5	0	2	1	Hartsel lf	5	2	1	0
Lord lf	5	0	0	0	Lord cf	4	1	1	1
Collins 2b	5	1	1	0	Collins 2b	5	0	3	2
Baker 3b	4	1	3	0	Baker 3b	5	1	0	0
Davis 1b	3	0	1	0	Davis 1b	3	1	0	0
Murphy rf	4	0	2	2	Murphy rf	4	2	2	1
Barry ss	4	0	0	0	Barry ss	2	0	0	0
Thomas c	4	0	1	0	Lapp c	4	0	1	1
Bender p	3	1	1	0	Coombs p	4	0	1	0
Totals	37	3	11	3	Totals	36	7	9	5

Chicago	ab	r	h	bi	Chicago	ab	r	h	bi
Sheckard lf	4	1	1	1	Sheckard lf	4	1	2	0
Schulte rf	4	2	2	0	Schulte rf	4	0	1	0
Hofman cf	3	0	2	1	Hofman cf	3	0	0	0
Chance 1b	4	0	2	2	Chance 1b	4	1	2	1
Zimmerman 2b	4	0	1	0	Zimmerman 2b	3	0	2	0
Steinfeldt 3b	4	0	0	0	Steinfeldt 3b	4	0	1	1
Tinker ss	3	0	0	0	Tinker ss	4	0	0	0
Archer c	4	1	1	0	Archer c	4	0	1	0
Cole p	2	0	0	0	Brown p	3	0	0	0
Kling ph	1	0	0	0	Kling ph	1	0	0	0
Kane pr	0	0	0	0	Totals	34	2	9	2
Brown p	1	0	0	0					
Totals	34	4	9	4	Philadelphia	100	010	050	7 9 1
					Chicago	010	000	010	2 9 2

Philadelphia 001 200 000 0 3 11 3
 Chicago 100 100 001 1 4 9 1

E – Baker, Collins, Brown, Davis. **DP** – Philadelphia 2, Chicago 1. **LOB** – Philadelphia 10, Chicago 4. **2B** – Baker, Davis, Murphy, Schulte, Archer. **3B** – Strunk, Chance. **S** – Davis, Murphy, Hofman. **SB** – Sheckard (1). **CS** – Baker, Schulte, Zimmerman, Tinker.

Philadelphia	ip	h	r	er	bb	so
Bender (L)	9.2	9	4	4	2	6
Chicago	ip	h	r	er	bb	so
Cole	8.0	10	3	3	3	5
Brown (W)	2.0	1	0	0	0	1

HBP – by Cole (Barry).

T – 2:14. **A** – 19,150

Umpires – Connolly, Rigler, Sheridan, O'Day.

E – Baker, Zimmerman, Steinfeldt. **LOB** – Philadelphia 6, Chicago 7. **2B** – Lord, Collins 2, Murphy, Sheckard, Chance. **S** – Barry, Zimmerman. **SB** – Hartsel 2 (2), Collins 2 (4), Zimmerman (1). **CS** – Schulte (2).

Philadelphia	ip	h	r	er	bb	so
Coombs (W)	9.0	9	2	2	1	4
Chicago	ip	h	r	er	bb	so
Brown (L)	9.0	9	7	4	3	7

WP – Brown.

T – 2:06. **A** – 27,374

Umpires – O'Day, Sheridan, Rigler, Connolly.

1911 WORLD SERIES

The A's win their second consecutive World Championship as they defeat the New York Giants, four games to two. The A's pitching staff, which consists of Chief Bender, Jack Coombs and Eddie Plank, allows just 13 runs in the series for a 1.29 ERA. Bender goes 2-1 with a 1.04 ERA, Coombs is 1-0 with a 1.35 ERA and Plank is 1-1 with a 1.86 ERA. Frank "Home Run" Baker earns his nickname as he paces the A's offense with a .375 batting average, two home runs and five RBI. Jack Barry hits .368 and the A's offense hits .244 with 27 runs scored in the six games.

The A's lose Game 1 at New York by a 2-1 score as Bender strikes out 11 in eight innings in a complete game effort but loses to Christy Mathewson who tosses a six-hitter. The A's then win each of the next three games, beginning with a 3-1 win at Philadelphia in Game 2. Plank tosses a five-hitter and Baker breaks a 1-1 tie with a two-run home run in the sixth inning. Game 3 lasts 11 innings at New York and the A's are 3-2 winners. Trailing 1-0 entering the ninth inning, Baker homers to tie the game and the A's score two in the 11th for the win. Coombs goes the distance, allowing just three hits in 11 innings. The series is delayed for seven days because of rain but it resumes with a 4-2 A's win in Philadelphia in Game 4. Bender tosses a seven-hitter, Barry has three hits and Eddie Collins, Danny Murphy and Baker have two hits each. The A's lead 3-0 after six innings in Game 5 but the Giants score once in the bottom of the seventh, twice in the ninth and once in the 10th for the win. The A's then wrap up the series with a 13-2 win at Philadelphia, scoring seven times in the seventh inning. Murphy has four hits, Bris Lord adds three and Bender tosses a four-hitter.

FINAL STATISTICS

PLAYER	AVG	G	AB	R	H	TB	2B	3B	HR	RBI	SH	SF	HP	BB	IBB	SO	SB	CS	DP	E	SLG	OBP
Baker	.375	6	24	7	9	17	2	0	2	5	0	0	0	1	-	5	0	1	0	2	.708	.400
Barry	.368	6	19	2	7	11	4	0	0	2	2	1	0	0	-	2	2	1	0	3	.579	.350
Bender	.091	3	11	0	1	1	0	0	0	0	0	0	0	0	-	1	0	0	0	0	.091	.091
Collins	.286	6	21	4	6	7	1	0	0	1	2	0	0	2	-	3	2	0	0	4	.333	.348
Coombs	.250	2	8	1	2	2	0	0	0	0	0	0	0	0	-	0	0	0	0	0	.250	.250
Davis	.208	6	24	3	5	6	1	0	0	5	0	0	0	0	-	3	0	1	0	0	.250	.208
Lapp	.250	2	8	1	2	2	0	0	0	0	0	0	0	0	-	1	0	0	0	0	.250	.250
Lord	.185	6	27	2	5	7	2	0	1	0	0	0	0	0	-	5	0	0	0	0	.259	.185
McInnis	—	1	0	0	0	0	0	0	0	0	0	0	0	0	-	0	0	0	0	0	—	—
Murphy	.304	6	23	4	7	10	3	0	0	3	1	0	0	0	-	3	0	2	0	1	.435	.304
Oldring	.200	6	25	2	5	10	2	0	1	3	2	0	0	0	-	4	0	0	0	1	.400	.200
Plank	.000	2	3	0	0	0	0	0	0	0	0	0	0	0	-	2	0	0	0	0	.000	.000
Strunk	—	1	0	0	0	0	0	0	0	0	0	0	0	0	-	0	0	0	0	0	—	—
Thomas	.083	4	12	1	1	1	0	0	0	1	0	1	0	1	-	2	0	1	0	0	.083	.143
Totals	.244	6	205	27	50	74	15	0	3	21	7	2	0	4	-	31	4	6	0	11	.361	.256

PITCHER	W	L	ERA	G	GS	CG	GF	SHO	SV	IP	H	R	ER	HR	HB	BB	IBB	SO	WP	BK	AVG
Bender	2	1	1.04	3	3	3	0	0	-	26.0	16	6	3	0	1	8	-	20	1	0	.172
Coombs	1	0	1.35	2	2	1	0	0	-	20.0	11	5	3	0	1	6	-	16	0	0	.175
Plank	1	1	1.86	2	1	1	1	0	-	9.2	6	2	2	0	1	0	-	8	0	0	.182
Totals	4	2	1.29	6	6	5	1	0	-	55.2	33	13	8	0	3	14	-	44	1	0	.175

Game 1 – October 14
New York 2, Philadelphia 1

Game 2 – October 16
Philadelphia 3, New York 1

Game 3 – October 17
Philadelphia 3, New York 2 (11)

Philadelphia	ab	r	h	bi	New York	ab	r	h	bi	Philadelphia	ab	r	h	bi
Lord lf	4	0	0	0	Devore lf	4	0	0	0	Lord lf	5	0	0	0
Oldring cf	4	0	2	0	Doyle 2b	4	0	0	0	Oldring cf	5	0	0	0
Collins 2b	3	0	0	0	Snodgrass cf	3	0	2	0	Collins 2b	5	1	2	0
Baker 3b	4	1	2	0	Murray rf	4	0	0	0	Baker 3b	5	2	2	1
Murphy rf	3	0	0	0	Merkle 1b	3	0	1	0	Murphy rf	5	0	0	1
Davis 1b	4	0	1	1	Herzog 3b	3	1	1	0	Davis 1b	5	0	2	1
Barry ss	3	0	0	0	Fletcher ss	3	0	0	0	Barry ss	3	0	2	0
Thomas c	3	0	0	0	Meyers c	3	0	1	1	Lapp c	4	0	1	0
Bender p	3	0	1	0	Marquard p	2	0	0	0	Coombs p	4	0	0	0
Totals	31	1	6	1	Totals	30	1	5	1	Totals	41	3	9	3

New York	ab	r	h	bi
Devore lf	3	0	1	1
Doyle 2b	3	0	1	0
Snodgrass cf	2	1	0	0
Murray rf	3	0	0	0
Merkle 1b	4	0	1	0
Herzog 3b	3	0	0	0
Fletcher ss	4	0	0	0
Meyers c	3	1	1	0
Mathewson p	3	0	1	0
Totals	28	2	5	1

Philadelphia	ab	r	h	bi
Lord lf	4	1	1	0
Oldring cf	3	0	0	0
Collins 2b	3	1	2	0
Baker 3b	3	1	1	2
Murphy rf	3	0	0	0
Davis 1b	3	0	0	0
Barry ss	3	0	0	0
Thomas c	3	0	0	0
Plank p	3	0	0	0
Totals	28	3	4	2

New York	ab	r	h	bi
Devore lf	4	0	0	1
Doyle 2b	4	0	0	0
Snodgrass cf	3	0	0	0
Murray rf	2	0	0	0
Merkle 1b	3	0	0	0
Herzog 3b	3	1	1	0
Fletcher ss	4	0	0	0
Meyers c	4	1	1	0
Mathewson p	3	0	1	0
Becker ph	1	0	0	0
Totals	31	2	3	1

Philadelphia	010	000	000	1	6	2
New York	000	100	10x	2	5	0

New York	010	000	000	1	5	3
Philadelphia	100	002	00x	3	4	0

Philadelphia	000	000	001	02	3	9	2
New York	001	000	000	01	2	3	5

E – Baker, Collins. **LOB** – Philadelphia 5, New York 8. **2B** – Oldring 2, Devore, Meyers. **S** – Murphy, Murray. **SB** – Doyle (1). **CS** – Baker, Snodgrass 2.

E – Devore, Merkle, Murray. **LOB** – New York 3, Philadelphia 2. **2B** – Herzog, Collins. **HR** – Baker (1). **S** – Oldring.

E – Fletcher 2, Herzog 3, Collins 2. **DP** – New York 1. **LOB** – Philadelphia 6, New York 1. **2B** – Barry, Herzog. **HR** – Baker (2). **S** – Barry, Murray. **SB** – Collins (1), Barry (1). **CS** – Davis, Devore, Murray, Merkle, Herzog, Becker.

Philadelphia	ip	h	r	er	bb	so
Bender (L)	8.0	5	2	1	4	11
New York	ip	h	r	er	bb	so
Mathewson (W)	9.0	6	1	1	1	5

New York	ip	h	r	er	bb	so
Marquard (L)	7.0	4	3	2	0	4
Crandall	1.0	0	0	0	0	2
Philadelphia	ip	h	r	er	bb	so
Plank (W)	9.0	5	1	1	0	8

Philadelphia	ip	h	r	er	bb	so
Coombs (W)	11.0	3	2	1	4	7
New York	ip	h	r	er	bb	so
Mathewson (L)	11.0	9	3	1	0	3

PB – Meyers. **HBP** – by Bender (Snodgrass).
T – 2:12. **A** – 38,281
Umpires – Klem, Dinneen, Brennan, Connolly.

WP – Marquard. **HBP** – by Plank (Snodgrass).
T – 1:52. **A** – 26,286
Umpires – Connolly, Brennan, Klem, Dinneen.

T – 2:25. **A** – 37,216
Umpires – Brennan, Connolly, Klem, Dinneen.

HISTORY

Game 4 – October 24
Philadelphia 4, New York 2

New York	ab	r	h	bi
Devore lf	4	1	2	0
Doyle 2b	3	1	1	1
Snodgrass cf	3	0	0	1
Murray rf	4	0	0	0
Merkle 1b	4	0	1	0
Herzog 3b	4	0	0	0
Fletcher ss	4	0	2	0
Meyers c	4	0	1	0
Mathewson p	1	0	0	0
Becker ph	1	0	0	0
Wiltse p	0	0	0	0
Totals	32	2	7	2

Philadelphia	ab	r	h	bi
Lord lf	4	0	1	0
Oldring cf	3	0	0	0
Collins 2b	3	1	2	0
Baker 3b	3	1	2	1
Murphy rf	4	1	2	1
Davis 1b	4	1	1	1
Barry ss	4	0	3	0
Thomas c	3	0	0	1
Bender p	4	0	0	0
Totals	32	4	11	4

New York	200	000	000	2	7	3
Philadelphia	000	310	00x	4	11	1

E – Fletcher, Baker, Murray, Mathewson.
DP – Philadelphia 1. **LOB** – New York 6, Philadelphia 8. **2B** – Merkle, Meyers, Baker 2, Murphy 2, Davis, Barry 2. **3B** – Doyle. **S** – Oldring, Collins. **SF** – Snodgrass, Thomas. **CS** – Murphy.

New York	ip	h	r	er	bb	so
Mathewson (L)	7.0	10	4	4	1	5
Wiltse	1.0	1	0	0	0	1
Philadelphia	ip	h	r	er	bb	so
Bender (W)	9.0	7	2	2	2	4

T – 1:49. **A** – 24,355
Umpires – Dinneen, Klem, Connolly, Brennan.

Game 5 – October 25
New York 4, Philadelphia 3 (10)

Philadelphia	ab	r	h	bi
Lord lf	5	0	0	0
Oldring cf	5	1	2	3
Collins 2b	3	0	0	0
Baker 3b	4	0	0	0
Murphy rf	4	0	1	0
Davis 1b	4	0	0	0
Barry ss	4	0	1	0
Lapp c	4	1	1	0
Coombs p	4	1	2	0
Strunk pr	0	0	0	0
Plank p	0	0	0	0
Totals	37	3	7	3

New York	ab	r	h	bi
Devore lf	5	0	1	1
Doyle 2b	5	1	4	0
Snodgrass cf	4	0	0	0
Murray rf	5	0	0	0
Merkle 1b	2	1	0	1
Herzog 3b	4	0	1	0
Fletcher ss	4	1	1	0
Meyers c	3	0	1	1
Marquard p	0	0	0	0
Becker ph	1	0	0	0
Ames p	1	0	0	0
Crandall ph-p	1	1	1	1
Totals	35	4	9	4

Philadelphia	003	000	000	0	3	7	1
New York	000	000	102	1	4	9	2

E – Fletcher, Doyle, Collins. **DP** – Philadelphia 1, New York 1. **LOB** – Philadelphia 5, New York 6. **2B** – Doyle 2, Fletcher, Crandall. **HR** – Oldring (1). **S** – Snodgrass. **SF** – Merkle, Meyers. **SB** – Collins (2), Barry (2), Doyle (2), Herzog (1). **CS** – Murphy, Barry, Devore, Meyers.

Philadelphia	ip	h	r	er	bb	so
Coombs	9.0	8	3	2	2	9
Plank (L)	0.2	1	1	1	0	0
New York	ip	h	r	er	bb	so
Marquard	3.0	3	3	0	1	2
Ames	4.0	2	0	0	0	2
Crandall (W)	3.0	2	0	0	0	0

WP – Crandall. **HBP** – by Coombs (Merkle).
T – 2:33. **A** – 33,228
Umpires – Klem, Dinneen, Connolly, Brennan.

Game 6 – October 26
Philadelphia 13, New York 2

New York	ab	r	h	bi
Devore lf	4	0	0	0
Doyle 2b	4	1	1	0
Snodgrass cf	4	0	0	0
Murray rf	3	0	0	0
Merkle 1b	4	0	0	0
Herzog 3b	4	1	1	0
Fletcher ss	4	0	0	1
Meyers c	3	0	1	0
Wilson c	1	0	0	0
Ames p	1	0	1	0
Crandall ph	0	0	0	0
Wiltse p	1	0	0	0
Marquard p	0	0	0	0
Totals	33	2	4	1

Philadelphia	ab	r	h	bi
Lord lf	5	1	3	1
Oldring cf	5	1	1	0
Collins 2b	4	1	0	1
Baker 3b	5	2	2	1
Murphy rf	4	3	4	1
Davis 1b	4	2	1	2
McInnis 1b	0	0	0	0
Barry ss	2	2	1	2
Thomas c	3	1	1	0
Bender p	4	0	0	0
Totals	36	13	13	8

New York	100	000	001	2	4	3
Philadelphia	001	401	70x	13	13	5

E – Barry 3, Merkle, Murray, Oldring, Ames, Murphy. **LOB** – New York 6, Philadelphia 3. **2B** – Doyle, Lord 2, Murphy, Barry. **S** – Collins, Barry. **SF** – Barry. **SB** – Herzo (2). **CS** – Devore, Thomas.

New York	ip	h	r	er	bb	so
Ames (L)	4.0	4	5	2	1	4
Wiltse	2.1	7	8	7	0	1
Marquard	1.2	2	0	0	0	2
Philadelphia	ip	h	r	er	bb	so
Bender (W)	9.0	4	2	0	2	5

WP – Bender, Marquard.
T – 2:12. **A** – 20,485
Umpires – Connolly, Brennan, Klem, Dinneen.

1913 WORLD SERIES

The A's win their third World Championship over a four-year span as they defeat the New York Giants, four games to one. The A's use just three pitchers in the series with all going the distance, including Chief Bender, who wins Games 1 and 4, and Eddie Plank, who posts a 1-1 record and a 0.95 ERA. Frank Baker paces the A's offense with a .450 batting average and matches Wally Schang for the team-lead with seven RBI. Eddie Collins hits .421 and steals three bases.

Bender allows 11 hits in Game 1 at New York, but the A's defeat the Giants, 6-4. Collins goes 3 for 3 and scores three runs and Baker is 3 for 4 with three RBI, including a two-run home run. The A's lone loss comes in a Game 2 at Philadelphia, a 3-0 decision in 10 innings. Plank tosses nine shutout innings before allowing three runs in the top of the 10th, while Christy Mathewson blanks the A's on eight hits. The series returns to Philadelphia for Game 3 and the A's score five times in the first two innings en route to an 8-2 win. Collins has his second three-hit game of the series and drives in three runs and Joe Bush tosses a five hitter. The A's take a 6-0 lead into the seventh inning of Game 4 at Philadelphia and hold on to win 6-5. Jack Barry has three hits and Schang goes 2 for 2 with four RBI. The A's then clinch the series at New York with a 3-1 win in Game 5 as Plank tosses a two-hitter, allowing just one unearned run in the fifth inning. The A's score early again as Baker has a sacrifice fly in the first inning and a RBI single in the A's two-run third.

FINAL STATISTICS

PLAYER	AVG	G	AB	R	H	TB	2B	3B	HR	RBI	SH	SF	HP	BB	IBB	SO	SB	CS	DP	E	SLG	OBP
Baker	.450	5	20	2	9	12	0	0	1	7	0	1	0	0	-	2	1	1	0	1	.600	.429
Barry	.300	5	20	3	6	9	3	0	0	1	0	0	0	0	-	0	0	0	0	1	.450	.300
Bender	.000	2	8	0	0	0	0	0	0	1	0	0	0	0	-	1	0	0	0	0	.000	.000
Bush	.250	1	4	0	1	1	0	0	0	0	0	0	0	0	-	1	0	0	0	0	.250	.250
Collins	.421	5	19	5	8	12	0	2	0	3	2	0	0	1	-	2	3	0	0	1	.632	.450
Lapp	.250	1	4	0	1	1	0	0	0	0	0	0	0	0	-	1	0	0	0	0	.250	.250
McInnis	.118	5	17	1	2	3	1	0	0	2	2	1	0	0	-	2	0	0	0	0	.176	.111
Murphy	.227	5	22	2	5	5	0	0	0	0	0	0	0	2	-	0	0	1	0	0	.227	.292
Oldring	.273	5	22	5	6	8	0	1	0	0	0	0	0	0	-	1	1	0	0	0	.364	.273
Plank	.143	2	7	0	1	1	0	0	0	0	0	0	0	0	-	0	0	0	0	1	.143	.143
Schang	.357	4	14	2	5	10	0	1	1	7	0	0	0	2	-	4	0	0	0	1	.714	.438
Strunk	.118	5	17	3	2	2	0	0	0	0	1	0	0	2	-	2	0	0	0	0	.118	.211
Totals	.264	5	174	23	46	64	4	4	2	21	5	2	0	7	-	16	5	2	0	5	.368	.290

PITCHER	W	L	ERA	G	GS	CG	GF	SHO	SV	IP	H	R	ER	HR	HB	BB	IBB	SO	WP	BK	AVG
Bender	2	0	4.00	2	2	2	0	0	-	18.0	19	9	8	1	1	1	-	9	0	0	.271
Bush	1	0	1.00	1	1	1	0	0	-	9.0	5	2	1	0	1	4	-	3	0	0	.172
Plank	1	1	0.95	2	2	2	0	0	-	19.0	9	4	2	0	1	3	-	7	0	0	.138
Totals	4	1	2.15	5	5	5	0	0	-	46.0	33	15	11	1	3	8	-	19	0	0	.201

Game 1 – October 7
Philadelphia 6, New York 4

Philadelphia	ab	r	h	bi
Murphy rf	4	0	1	0
Oldring lf	4	0	1	0
Collins 2b	3	3	3	0
Baker 3b	4	1	3	3
McInnis 1b	3	0	1	1
Strunk cf	4	1	0	0
Barry ss	4	1	1	0
Schang c	4	0	1	2
Bender p	4	0	0	0
Totals	34	6	11	6

New York	ab	r	h	bi
Shafer cf	5	0	1	0
Doyle 2b	4	1	2	2
Fletcher ss	4	0	2	1
Burns lf	4	0	1	1
Herzog 3b	4	0	0	0
Murray rf	4	0	2	0
Meyers c	4	0	0	0
Merkle 1b	4	2	2	0
Marquard p	0	0	0	0
McCormick	1	1	1	0
Crandall p	1	0	0	0
Tesreau p	0	0	0	0
McLean ph	1	0	0	0
Totals	36	4	11	4

Philadelphia	000	320	010	6	11	1
New York	001	030	000	4	11	0

E – Barry. **DP** – Philadelphia 1. **LOB** – Philadelphia 4, New York 6. **2B** – McInnis, Barry, Burns. **3B** – Collins. **HR** – Baker (1). **S** – McInnis, Marquard. **SB** – Collins (1). **CS** – Murphy, Baker, Fletcher.

Philadelphia	ip	h	r	er	bb	so
Bender (W)	9.0	11	4	3	0	4
New York	ip	h	r	er	bb	so
Marquard (L)	5.0	8	5	5	1	1
Crandall	2.0	3	1	1	0	1
Tesreau	2.0	0	0	0	1	1

Crandall pitched to three batters in the 8th

T – 2:06. **A** – 36,291

Umpires – Klem, Egan, Rigler, Connolly.

Game 2 – October 8
New York 3, Philadelphia 0 (10)

New York	ab	r	h	bi
Herzog 3b	5	1	0	0
Doyle 2b	4	0	0	0
Fletcher ss	5	0	2	2
Burns lf	4	0	0	0
Shafer cf	5	0	0	0
Murray rf	4	0	0	0
McLean c	4	0	2	0
Grant pr	0	1	0	0
Wilson c	0	0	0	0
Snodgrass 1b	1	0	1	0
Wiltse pr-1b	2	0	0	0
Mathewson p	3	1	2	1
Totals	37	3	7	3

Philadelphia	ab	r	h	bi
Murphy rf	5	0	0	0
Oldring lf	5	0	1	0
Collins 2b	4	0	1	0
Baker 3b	5	0	2	0
McInnis 1b	4	0	0	0
Strunk cf	3	0	1	0
Barry ss	4	0	1	0
Lapp c	4	0	1	0
Plank p	4	0	1	0
Totals	38	0	8	0

New York	000	000	000	3	3	7	2
Philadelphia	000	000	000	0	0	8	2

E – Baker, Doyle 2, Collins. **LOB** – New York 8, Philadelphia 10. **S** – Collins, Wiltse. **CS** – Shafer.

New York	ip	h	r	er	bb	so
Mathewson (W)	10.0	8	0	0	1	5
Philadelphia	ip	h	r	er	bb	so
Plank (L)	10.0	7	3	2	2	6

HBP – by Plank (Doyle).

T – 2:22. **A** – 20,563

Umpires – Connolly, Rigler, Klem, Egan.

Game 3 – October 9
Philadelphia 8, New York 2

Philadelphia	ab	r	h	bi
Murphy rf	5	1	2	0
Oldring lf	5	3	2	0
Collins 2b	5	2	3	3
Baker 3b	4	1	2	2
McInnis 1b	4	0	0	0
Strunk cf	4	0	0	0
Barry ss	4	0	1	0
Schang c	4	1	1	1
Bush p	4	0	1	0
Totals	39	8	12	6

New York	ab	r	h	bi
Herzog 3b	4	0	0	0
Doyle 2b	4	0	1	0
Fletcher ss	2	0	1	0
Burns lf	4	0	0	0
Shafer cf	3	1	1	0
Murray rf	3	1	1	1
McLean c	2	0	1	1
Cooper pr	0	0	0	0
Wilson c	2	0	0	0
Merkle 1b	2	0	0	0
Wiltse pr-1b	0	0	0	0
Tesreau p	2	0	0	0
Crandall p	1	0	0	0
Totals	29	2	5	2

Philadelphia	320	000	210	8	12	1
New York	000	010	100	2	5	1

E – Schang, Fletcher. **DP** – Philadelphia 3, New York 1. **LOB** – Philadelphia 4, New York 5. **2B** – Shafer. **3B** – Collins. **HR** – Schang (1). **SB** – Oldring (1), Collins (2), Baker (1), Fletcher (1), Murray (1), Cooper (1). **CS** – Murray.

Philadelphia	ip	h	r	er	bb	so
Bush (W)	9.0	5	2	1	4	3
New York	ip	h	r	er	bb	so
Tesreau (L)	6.1	11	7	6	0	3
Crandall	2.2	1	1	1	0	1

HBP – by Bush (Fletcher).

T – 2:11. **A** – 36,896

Umpires – Rigler, Connolly, Klem, Egan.

Game 4 – October 10
Philadelphia 6, New York 5

Game 5 – October 11
Philadelphia 3, New York 1

New York	ab	r	h	bi	Philadelphia	ab	r	h	bi
Snodgrass cf	2	0	0	0	Murphy rf	3	1	2	0
Herzog 3b	2	0	1	0	Oldring lf	4	2	0	0
Doyle 2b	4	0	0	0	Collins 2b	3	0	1	0
Fletcher ss	4	1	0	0	Baker 3b	3	0	2	2
Burns lf	4	2	2	1	McInnis 1b	2	0	0	1
Shafer 3b-cf	4	0	1	1	Strunk cf	4	0	0	0
Murray rf	2	1	1	0	Barry ss	4	0	0	0
McLean c	2	0	2	0	Schang c	4	0	1	0
Cooper pr	0	0	0	0	Plank p	3	0	0	0
Wilson c	1	0	0	0	Totals	30	3	6	3
Crandall ph	1	0	0	0					
Merkle 1b	4	1	1	3					
Demaree p	1	0	0	0	New York	ab	r	h	bi
McCormick ph	1	0	0	0	Herzog 3b	4	0	0	0
Marquard p	1	0	0	0	Doyle 2b	4	0	0	0
Grant ph	1	0	0	0	Fletcher ss	3	0	0	0
Totals	34	5	8	5	Burns lf	3	0	0	0

Philadelphia	ab	r	h	bi	New York	ab	r	h	bi
Murphy rf	5	0	0	0	Herzog 3b	4	0	0	0
Oldring lf	4	0	2	0	Doyle 2b	4	0	0	0
Collins 2b	4	0	0	0	Fletcher ss	3	0	0	0
Baker 3b	4	0	0	0	Burns lf	3	0	0	0
McInnis 1b	4	1	1	0	Shafer cf	2	1	0	0
Strunk cf	2	2	1	0	Murray rf	3	0	0	0
Barry ss	4	2	3	1	McLean c	3	0	1	1
Schang c	2	1	2	4	Merkle 1b	3	0	0	0
Bender p	4	0	0	1	Mathewson p	2	0	1	0
Totals	33	6	9	6	Crandall ph	1	0	0	0

Philadelphia	102	000	000	3	6	1
New York	000	010	000	1	2	2

E – Plank, Doyle, Burns. DP – Philadelphia 2. LOB – Philadelphia 5, New York 1. SH – Collins, McInnis. SF – Baker, McInnis.

Philadelphia	ip	h	r	er	bb	so
Plank (W)	9.0	2	1	0	1	1
New York	ip	h	r	er	bb	so
Mathewson (L)	9.0	6	3	2	1	2

T – 1:39. A – 36,632
 Umpires – Klem, Egan, Rigler, Connolly.

New York	ip	h	r	er	bb	so
Demaree (L)	4.0	7	4	2	1	0
Marquard	4.0	2	2	2	2	2
Philadelphia	ip	h	r	er	bb	so
Bender (W)	9.0	8	5	5	1	5

HBP – by Bender (Murray). PB – McLean.
 T – 2:09. A – 20,568
 Umpires – Egan, Clem, Connolly, Rigler.

1914 WORLD SERIES

The A's return to the World Series for the fourth time in five years but are swept in four games by the Boston Braves. The pitching staff posts a 3.41 ERA in the series, including 1.00 by Eddie Plank. The offense is held to a .172 batting average and scores just six runs in the four games. Frank Baker leads the A's with four hits in the series.

The A's drop a 7-1 decision in Game 1 at Philadelphia as Dick Rudolph limits the A's to an unearned run in the second inning. Chief Bender takes the loss, allowing six runs in 5.1 innings. Bill James shuts out the A's 1-0 in Game 2, yielding just two hits. The game is scoreless over the first eight innings before Plank allows a Les Mann RBI single with two outs in the top of the ninth. The series moves to Boston for Game 3, a 5-4 A's loss in 12 innings. The score is tied at 2-2 when Frank Baker delivers a two-run single in the top of the 10th inning. Joe Bush, who goes the distance for the A's, then allows two runs in the bottom of the 10th. Bush takes the loss when his own throwing error on a Herbie Moran sacrifice bunt attempt in the 12th allows the winning run to score. The A's then drop a 3-1 decision in Game 4 as Rudolph again holds the A's to just one run. Starting pitcher Bob Shawkey allows three runs in 5.0 innings for the loss.

FINAL STATISTICS

PLAYER	AVG	G	AB	R	H	TB	2B	3B	HR	RBI	SH	SF	HP	BB	IBB	SO	SB	CS	DP	E	SLG	OBP
Baker	.250	4	16	0	4	6	2	0	0	2	0	0	0	1	-	3	0	0	1	0	.375	.294
Barry	.071	4	14	1	1	1	0	0	0	0	0	0	0	1	-	3	1	0	0	1	.071	.133
Bender	.000	1	2	0	0	0	0	0	0	0	0	0	0	0	-	0	0	0	0	0	.000	.000
Bush	.000	1	5	0	0	0	0	0	0	0	0	0	0	0	-	2	0	0	0	1	.000	.000
Collins	.214	4	14	0	3	3	0	0	0	1	0	1	0	2	-	1	1	0	0	0	.214	.294
Lapp	.000	1	1	0	0	0	0	0	0	0	0	0	0	0	-	0	0	0	0	0	.000	.000
McInnis	.143	4	14	2	2	3	1	0	0	0	0	0	0	3	-	3	0	0	0	0	.214	.294
Murphy	.188	4	16	2	3	5	2	0	0	0	0	0	0	2	-	2	0	1	1	0	.313	.278
Oldring	.067	4	15	0	1	1	0	0	0	0	2	0	0	0	-	5	0	1	0	0	.067	.067
Pennoch	.000	1	1	0	0	0	0	0	0	0	0	0	0	0	-	0	0	0	0	0	.000	.000
Plank	.000	1	2	0	0	0	0	0	0	0	0	0	0	0	-	1	0	0	0	0	.000	.000
Schang	.167	4	12	1	2	3	1	0	0	0	0	0	0	1	-	4	0	1	0	1	.250	.231
Shawkey	.500	1	2	0	1	2	1	0	0	1	0	0	0	0	-	1	0	0	0	1	1.000	.500
Strunk	.286	2	7	0	2	2	0	0	0	0	0	0	0	0	-	2	0	0	0	0	.286	.286
Walsh	.333	3	6	0	2	3	1	0	0	1	0	0	0	3	-	1	0	0	0	0	.500	.556
Wyckoff	1.000	1	1	0	1	2	1	0	0	0	0	0	0	0	-	0	0	0	0	0	2.000	1.000
Totals	.172	4	128	6	22	31	9	0	0	5	2	1	0	13	-	28	2	3	2	3	.242	.246

PITCHER	W	L	ERA	G	GS	CG	GF	SHO	SV	IP	H	R	ER	HR	HB	BB	IBB	SO	WP	BK	AVG
Bender	0	1	10.13	1	1	0	0	0	-	5.1	8	6	6	0	0	2	-	3	0	0	.381
Bush	0	1	3.27	1	1	0	0	0	-	11.0	9	5	4	1	0	4	-	4	0	0	.225
Pennoch	0	0	0.00	1	0	0	1	0	-	3.0	2	0	0	0	0	2	-	3	0	0	.200
Plank	0	1	1.00	1	1	0	0	0	-	9.0	7	1	1	0	1	4	-	6	0	0	.212
Shawkey	0	1	3.60	1	1	0	0	0	-	5.0	4	3	2	0	0	2	-	0	0	0	.222
Wyckoff	0	0	2.45	1	0	0	1	0	-	3.2	3	1	1	0	0	1	-	2	0	0	.231
Totals	0	4	3.41	4	4	2	2	0	-	37.0	33	16	14	1	1	15	-	18	0	0	.244

Game 1 – October 9
Boston 7, Philadelphia 1

Game 2 – October 10
Boston 1, Philadelphia 0

Game 3 – October 12
Boston 5, Philadelphia 4 (12)

Boston					Boston					Philadelphia								
ab	r	h	bi		ab	r	h	bi		ab	r	h	bi					
Moran rf	5	0	0	0	Mann rf	5	0	2	1	Murphy rf	5	2	2	0				
Evers 2b	4	1	1	0	Evers 2b	4	0	2	0	Oldring lf	5	0	0	0				
Connolly lf	3	1	1	0	Cather lf	5	0	0	0	Collins 2b	4	0	1	1				
Whitted cf	3	2	1	2	Whitted cf	3	0	0	0	Baker 3b	5	0	2	2				
Schmidt 1b	4	1	2	1	Schmidt 1b	4	0	1	0	McInnis 1b	5	1	1	0				
Gowdy c	3	2	3	1	Gowdy c	2	0	0	0	Walsh cf	4	0	1	1				
Maranville ss	4	0	2	2	Maranville ss	2	0	1	0	Barry ss	5	0	0	0				
Deal 3b	4	0	0	0	Deal 3b	4	1	1	0	Schang c	4	1	1	0				
Rudolph p	4	0	1	0	James p	4	0	0	0	Bush p	5	0	0	0				
Totals	34	7	11	6	Totals	33	1	7	1	Totals	42	4	8	4				

Philadelphia					Philadelphia					Boston								
ab	r	h	bi		ab	r	h	bi		ab	r	h	bi					
Murphy rf	4	0	1	0	Murphy rf	3	0	0	0	Moran rf	4	1	0	0				
Oldring lf	3	0	0	0	Oldring lf	3	0	0	0	Evers 2b	5	0	3	0				
Collins 2b	3	0	0	0	Collins 2b	3	0	1	0	Connolly lf	4	0	0	1				
Baker 3b	4	0	1	0	Baker 3b	3	0	0	0	Whitted cf	5	0	0	0				
McInnis 1b	2	1	0	0	McInnis 1b	3	0	0	0	Schmidt 1b	5	1	1	0				
Strunk cf	4	0	2	0	Strunk cf	3	0	0	0	Deal 3b	5	0	1	0				
Barry ss	4	0	0	0	Barry ss	2	0	0	0	Maranville ss	4	1	1	1				
Schang c	2	0	0	0	Schang c	3	0	1	0	Gowdy c	4	1	3	2				
Lapp c	1	0	0	0	Plank p	2	0	0	0	Mann pr	0	1	0	0				
Bender p	2	0	0	0	Walsh ph	0	0	0	0	Tyler p	3	0	0	0				
Wycoff p	1	0	1	0	Totals	25	0	2	0	Devore ph	1	0	0	0				
Totals	30	1	5	0					James p	0	0	0	0					

Boston	020	013	010	7	11	2
Philadelphia	010	000	000	1	5	0

Boston	000	000	001	1	7	1
Philadelphia	000	000	000	0	2	1

Philadelphia 100 100 000 200 4 8 2
 Boston 010 100 000 201 5 9 1
 no outs when winning run scored.

E – Evers, Moran. **DP** – Boston 1, Philadelphia 4. **LOB** – Boston 3, Philadelphia 6. **2B** – Gowdy, Baker, Wyckoff. **3B** – Whitted, Gowdy. **SB** – Moran (1), Schmidt (1), Gowdy (1). **SH** – Oldring.

E – Maranville, Barry. **DP** – Boston 1, Philadelphia 11, Philadelphia 1. **2B** – Deal, Schang. **S** – Maranville. **SB** – Deal 2 (2), Barry (1). **CS** – Evers, Murphy, Schang.

E – Bush, Schang, Connolly. **DP** – Boston 1. **LOB** – Philadelphia 10, Boston 8. **2B** – Murphy 2, Baker, McInnis, Deal, Gowdy 2. **HR** – Gowdy (1). **SH** – Oldring, Moran. **SF** – Collins, Connolly. **SB** – Collins (1), Evers (1), Maranville 2 (2). **CS** – Maranville.

Boston							Philadelphia						
ip	h	r	er	bb	so		ip	h	r	er	bb	so	
Rudolph (W)	9.0	5	1	0	3	8	Plank (L)	9.0	7	1	1	4	6
Bender (L)	5.1	8	6	6	2	3							
Wyckoff	3.2	3	1	1	1	2							

Boston							Philadelphia						
ip	h	r	er	bb	so		ip	h	r	er	bb	so	
James (W)	9.0	2	0	0	3	8	Plank (L)	9.0	7	1	1	4	6

HBP – by Plank (Maranville). **PB** – Schang.

T – 1:58. **A** – 20,562

T – 1:56. **A** – 20,562

Umpires – Dinneen, Klem, Byron, Hildebrand.

Umpires – Hildebrand, Byron, Klem, Dinneen.

Philadelphia							Boston						
ip	h	r	er	bb	so		ip	h	r	er	bb	so	
Bush (L)	11.0	9	5	4	4	4	Tyler	10.0	8	4	4	3	4
James (W)	2.0	0	0	0	3	1							

Bush pitcher to three batters in the 12th
T – 3:06. **A** – 35,520

Umpires – Klem, Dinneen, Byron, Hildebrand.

Game 4 – October 13
Boston 3, Philadelphia 1

Philadelphia	ab	r	h	bi
Murphy rf	4	0	0	0
Oldring lf	4	0	1	0
Collins 2b	4	0	1	0
Baker 3b	4	0	1	0
McInnis 1b	4	0	1	0
Walsh cf	2	0	1	0
Barry ss	3	1	1	0
Schang c	3	0	0	0
Shawkey p	2	0	1	1
Pennock p	1	0	0	0
Totals	31	1	7	1

Boston	ab	r	h	bi
Moran rf	4	1	1	0
Evers 2b	3	1	1	2
Connolly lf	2	0	0	0
Mann ph-1f	2	0	0	0
Whitted cf	3	0	2	0
Schmidt 1b	4	0	1	1
Gowdy c	2	0	0	0
Maranville ss	3	0	0	0
Deal 3b	3	0	0	0
Rudolph p	2	1	1	0
Totals	28	3	6	3

Philadelphia	000	010	000	1	7	0
Boston	000	120	00x	3	6	0

LOB – Philadelphia 4, Boston 5. **2B** – Walsh, Shawkey, Moran. **SB** – Whitted (1). **CS** – Oldring, Schmidt.

Philadelphia	ip	h	r	er	bb	so
Shawkey (L)	5.0	4	3	3	2	0
Pennock	3.0	2	0	0	2	3
Boston	ip	h	r	er	bb	so
Rudolph (W)	9.0	7	1	1	1	7

WP – Rudolph. **PB** – Schang.

T – 1:49. **A** – 34,362

Umpires – Byron, Hildebrand, Klem, Dineen

1929 WORLD SERIES

The A's return to the World Series for the first time in 15 years and win their fourth World Championship, besting the Chicago Cubs four games to one. The pitching staff posts a 2.40 ERA, including 1.42 by Howard Ehmke. The offense hits .281 and scores 26 runs in the five-game series. Jimmy Dykes hits .421 and Mickey Cochrane adds a .400 batting average. Jimmie Foxx, Mule Haas and Al Simmons all hit two home runs each.

Ehmke strikes out 13 and tosses an eight-hitter in the opener as the A's win 3-1 at Chicago. Foxx breaks a scoreless tie with a solo home run in the seventh inning and the A's have a 3-0 lead before Ehmke allows an unearned run in the bottom of the ninth. In Game 2, Simmons drives in four runs and Foxx is 3 for 5 with three RBI and his second home run in a 9-3 victory. The series moves to Philadelphia for Game 3 when the A's lose their only game of the series, 3-1. George Earnshaw goes the distance and strikes out 10, after tossing 4.2 innings two days earlier. The A's fall behind 8-0 in Game 4 before scoring 10 times in the bottom of the seventh inning to win, 10-8. Haas and Simmons both homer in the inning and Haas and Jimmy Dykes drive in three runs each as the A's send 15 batters to the plate. Philadelphia then clinches the series with a 3-2 win in Game 5. Ehmke allows two runs in 3.2 innings before Rube Walberg comes on to pitch 5.1 innings of scoreless relief. The A's trail 2-0 entering the bottom of the ninth before Haas hits a two-run home run to tie the game. Bing Miller then has a walk-off double to drive in Simmons and win the series.

FINAL STATISTICS

PLAYER	AVG	G	AB	R	H	TB	2B	3B	HR	RBI	SH	SF	HP	BB	IBB	SO	SB	CS	DP	E	SLG	OBP
Bishop	.190	5	21	2	4	4	0	0	0	1	0	0	0	2	-	3	0	0	0	0	.190	.261
Boley	.235	5	17	1	4	4	0	0	0	1	3	0	0	0	-	3	0	0	1	0	.235	.235
Burns	.000	1	2	0	0	0	0	0	0	0	0	0	0	0	-	1	0	0	0	0	.000	.000
Cochrane	.400	5	15	5	6	7	1	0	0	0	0	0	0	7	-	0	0	0	1	0	.467	.591
Dykes	.421	5	19	2	8	9	1	0	4	0	0	0	1	-	1	0	0	0	0	2	.474	.450
Earnshaw	.000	2	5	1	0	0	0	0	0	0	1	0	0	0	-	4	0	0	0	0	.000	.000
Ehmke	.200	2	5	0	1	1	0	0	0	0	0	0	0	0	-	0	0	0	0	0	.200	.200
Foxx	.350	5	20	5	7	14	1	0	2	5	0	0	0	1	-	1	0	0	2	0	.700	.381
French	.000	1	1	0	0	0	0	0	0	0	0	0	0	0	-	1	0	0	0	0	.000	.000
Grove	.000	2	2	0	0	0	0	0	0	0	0	0	0	0	-	1	0	0	0	0	.000	.000
Haas	.238	5	21	3	5	11	0	0	2	6	1	0	0	1	-	3	0	0	0	0	.524	.273
Miller	.368	5	19	1	7	8	1	0	4	1	0	1	0	-	2	0	2	0	1	0	.421	.400
Quinn	.000	1	2	0	0	0	0	0	0	0	0	0	0	0	-	2	0	0	0	0	.000	.000
Simmons	.300	5	20	6	6	13	1	0	2	5	0	1	0	1	-	4	0	0	0	0	.650	.318
Summa	.000	1	1	0	0	0	0	0	0	0	0	0	0	0	-	1	0	0	0	0	.000	.000
Walberg	.000	2	1	0	0	0	0	0	0	0	0	0	0	0	-	0	0	0	0	1	.000	.000
Totals	.281	5	171	26	48	71	5	0	6	26	6	1	1	13	-	27	0	2	4	4	.415	.333

PITCHER	W	L	ERA	G	GS	CG	GF	SHO	SV	IP	H	R	ER	HR	HB	BB	IBB	SO	WP	BK	AVG
Earnshaw	1	1	2.63	2	2	1	0	0	-	13.2	14	6	4	0	0	6	-	17	0	0	.250
Ehmke	1	0	1.42	2	2	1	0	0	-	12.2	14	3	2	0	0	3	-	13	0	0	.286
Grove	0	0	0.00	2	0	0	2	0	-	6.1	3	0	0	0	0	1	-	10	0	0	.143
Quinn	0	0	9.00	1	1	0	0	0	-	5.0	7	6	5	1	0	2	-	2	0	0	.318
Rommel	1	0	9.00	1	0	0	0	0	-	1.0	2	1	1	0	0	1	-	0	0	0	.500
Walberg	1	0	0.00	2	0	0	1	0	-	6.1	3	1	0	0	0	0	-	8	0	0	.143
Totals	4	1	2.40	5	5	2	3	0	-	45.0	43	17	12	1	0	13	-	50	0	0	.249

Game 1 – October 8
Philadelphia 3, Chicago 1

Philadelphia	ab	r	h	bi
Bishop 2b	4	0	0	0
Haas cf	3	0	0	0
Cochrane c	3	1	1	0
Simmons lf	4	1	0	0
Foxx 1b	4	1	2	1
Miller rf	4	0	1	2
Dykes 3b	4	0	1	0
Boley ss	4	0	0	0
Ehmke p	4	0	1	0
Totals	34	3	6	3

Chicago	ab	r	h	bi
McMillan 3b	4	0	1	0
English ss	4	0	2	0
Hornsby 2b	4	0	0	0
Wilson cf	4	0	0	0
Cuyler rf	4	1	1	0
Stephenson lf	4	0	2	1
Grimm 1b	2	0	2	0
Taylor c	2	0	0	0
Heathcote ph	1	0	0	0
Gonzalez c	0	0	0	0
Blair ph	1	0	0	0
Root p	2	0	0	0
Hartnett ph	1	0	0	0
Bush p	0	0	0	0
Tolson ph	1	0	0	0
Totals	34	1	8	1

Philadelphia	000	000	102	3	6	1
Chicago	000	000	001	1	8	2

E – Dykes, English 2. DP – Chicago 1.
LOB – Philadelphia 6, Chicago 8. 2B – English. HR – Foxx (1). CS – Grimm. SH – Grimm.

Philadelphia	ip	h	r	er	bb	so
Ehmke (W)	9.0	8	1	0	1	13
Chicago	ip	h	r	er	bb	so
Root (L)	7.0	3	1	1	2	5
Bush	2	3	2	0	0	0

T – 2:03. A – 50,740

Umpires – Klem, Dinneen, Moran, Van Graflan.

Game 2 – October 9
Philadelphia 9, Chicago 3

Philadelphia	ab	r	h	bi
Bishop 2b	4	0	0	0
Haas cf	5	1	1	1
Cochrane c	2	2	1	0
Simmons lf	4	2	2	4
Foxx 1b	5	2	3	3
Miller rf	4	0	1	0
Dykes 3b	4	1	3	1
Boley ss	3	0	1	0
Earnshaw p	3	1	0	0
Grove p	2	0	0	0
Totals	36	9	12	9

Chicago	ab	r	h	bi
McMillan 3b	4	0	0	0
English ss	5	0	1	0
Hornsby 2b	4	1	1	0
Wilson cf	3	1	3	0
Cuyler rf	4	0	0	0
Stephenson lf	5	1	1	1
Grimm 1b	4	0	2	1
Taylor c	4	0	2	1
Malone p	1	0	0	0
Blake p	1	0	1	0
Heathcote ph	0	0	0	0
Hartnett ph	1	0	0	0
Carlson p	0	0	0	0
Gonzalez ph	1	0	0	0
Nehf p	0	0	0	0
Totals	37	3	11	3

Philadelphia	003	300	120	9	12	0
Chicago	000	030	000	3	11	1

E – English. DP – Philadelphia 1, Chicago 1. LOB – Philadelphia 9, Chicago 12. 2B – Foxx, English. HR – Simmons (1), Foxx (2). SH – Miller, Boley 2.

Philadelphia	ip	h	r	er	bb	so
Earnshaw (W)	4.2	8	3	3	4	7
Grove	4.1	3	0	0	1	6
Chicago	ip	h	r	er	bb	so
Malone (L)	3.2	5	6	3	5	5
Blake	1.1	2	0	0	0	1
Carlson	3	5	3	3	1	2
Nehf	1.0	0	0	0	0	0

T – 2:29. A – 49,987

Umpires – Dinneen, Moran, Van Graflan, Klem.

Game 3 – October 11
Chicago 3, Philadelphia 1

Chicago	ab	r	h	bi
McMillan 3b	4	0	0	0
English ss	4	1	0	0
Hornsby 2b	4	1	2	1
Wilson cf	3	0	2	0
Cuyler rf	4	0	1	2
Stephenson lf	4	0	1	0
Grimm 1b	4	0	0	0
Taylor c	4	0	0	0
Bush p	3	1	0	0
Totals	34	3	6	3

Philadelphia	ab	r	h	bi
Bishop 2b	4	0	1	0
Haas cf	5	0	2	0
Cochrane c	3	1	2	0
Simmons lf	3	0	0	0
Foxx 1b	4	0	0	0
Miller rf	4	0	1	1
Dykes 3b	4	0	1	0
Boley ss	4	0	2	0
Earnshaw p	2	0	0	0
Summa ph	1	0	0	0
Totals	34	1	9	1

Chicago	000	003	000	3	6	1
Philadelphia	000	010	000	1	9	1

E – English, Dykes. LOB – Chicago 6, Philadelphia 10. 2B – Hornsby, Stephenson. 3B – Wilson. CS – Miller. SH – Earnshaw. SF – Simmons.

Chicago	ip	h	r	er	bb	so
Bush (W)	9.0	9	1	1	2	4
Philadelphia	ip	h	r	er	bb	so
Earnshaw (L)	9.0	6	3	1	2	10

WP – Bush.

T – 2:09. A – 29,921

Umpires – Moran, Van Graflan, Klem, Dinneen.

Game 4 – October 12
Philadelphia 10, Chicago 8

Game 5 – October 14
Philadelphia 3, Chicago 2

Chicago	ab	r	h	bi
McMillan 3b	4	0	0	0
English ss	4	0	0	0
Hornsby 2b	5	2	2	0
Wilson cf	3	1	2	0
Cuyler rf	4	2	3	2
Stephenson lf	4	1	1	1
Grimm 1b	4	2	2	2
Taylor c	3	0	0	1
Root p	3	0	0	0
Nehf p	0	0	0	0
Blake p	0	0	0	0
Malone p	0	0	0	0
Hartnett ph	1	0	0	0
Carlson p	0	0	0	0
Totals	35	8	10	6

Philadelphia	ab	r	h	bi
Bishop 2b	5	1	2	1
Haas cf	4	1	1	3
Cochrane c	4	1	2	0
Simmons lf	5	2	2	1
Foxx 1b	4	2	2	1
Miller rf	3	1	2	0
Dykes 3b	4	1	3	3
Boley ss	3	1	1	1
Quinn p	2	0	0	0
Walberg p	0	0	0	0
Rommel p	0	0	0	0
Burns ph	2	0	0	0
Grove p	0	0	0	0
Totals	36	10	15	10

Chicago	000	205	100	8	10	2
Philadelphia	000	000	(10)0x	10	15	2

E – Wilson, Cuyler, Miller, Walberg. **DP** – Philadelphia 1. **LOB** – Chicago 4, Philadelphia 6. **2B** – Cochrane, Dykes. **3B** – Hornsby. **HR** – Grimm (1), Haas (1), Simmons (2). **CS** – Miller. **SH** – Haas, Boley. **SF** – Taylor.

Chicago	ip	h	r	er	bb	so
Root	6.1	9	6	6	0	3
Nehf	0.0	1	2	2	1	0
Blake (L)	0.0	2	2	2	0	0
Malone	0.2	1	0	0	0	2
Carlson	1.0	2	0	0	0	1
Philadelphia	ip	h	r	er	bb	so
Quinn	5.0	7	6	5	2	2
Walberg	1.0	1	1	0	0	2
Rommel (W)	1.0	2	1	1	1	0
Grove	2.0	0	0	0	0	4

Nehf pitched to two batters in the seventh; Blake pitched to two batters in the seventh.

HBP – by Malone (Miller).

T – 2:12. **A** – 29,921

Umpires – Van Graftan, Klem, Dinneen, Moran.

Chicago	ab	r	h	bi
McMillan 3b	4	0	1	0
English ss	4	0	1	0
Hornsby 2b	4	0	0	0
Wilson cf	4	0	1	0
Cuyler rf	4	1	1	0
Stephenson lf	2	1	1	0
Grimm 1b	4	0	1	1
Taylor c	4	0	1	1
Malone p	3	0	1	0
Totals	33	2	8	2

Philadelphia	ab	r	h	bi
Bishop 2b	4	1	1	0
Haas cf	4	1	1	2
Cochrane c	3	0	0	0
Simmons lf	4	1	2	0
Foxx 1b	3	0	0	0
Miller rf	4	0	2	1
Dykes 3b	3	0	0	0
Boley ss	3	0	0	0
Ehmke p	1	0	0	0
Walberg p	1	0	0	0
French ph	1	0	0	0
Totals	31	3	6	3

Two outs when winning run scored

Chicago	000	200	000	2	8	1
Philadelphia	000	000	003	3	6	0

E – Hornsby. **DP** – Chicago 2. **LOB** – Chicago 6, Philadelphia 4. **2B** – Cuyler, Malone, Simmons, Miller. **HR** – Haas (2). **SB** – McMillan (1). **CS** – English, Cuyler.

Chicago	ip	h	r	er	bb	so
Malone (L)	8.2	6	3	3	2	4
Philadelphia	ip	h	r	er	bb	so
Ehmke	3.2	6	2	2	2	0
Walberg (W)	5.1	2	0	0	0	6

T – 1:42. **A** – 29,921

Umpires – Klem, Dinneen, Moran, Van Graftan.

1930 WORLD SERIES

The Athletics win back-to-back World Series for the second time, defeating St. Louis four games to two. The pitching staff allows 12 runs in the six-game series for a 1.73 ERA. George Earnshaw goes 2-0 with a 0.72 ERA in three starts and Lefty Grove picks up the other two wins, posting a 1.42 ERA in three games, two starts. Offensively, the A's hit just .197 but add six home runs. Al Simmons hits .364 with two home runs and Jimmie Foxx bats .333. Mickey Cochrane adds two home runs and Jimmy Dykes drives in a team-best five runs.

Grove tosses a complete game in Game 1, a 5-2 A's win at Philadelphia. The A's are held to just five hits in the game, including a pair of solo home runs by Simmons and Cochrane. Earnshaw fires a six-hitter in the A's 6-1 win in Game 2. Simmons has two hits and Cochrane homers again, a solo shot in the first inning. The Cardinals win Game 3 in St. Louis as Bill Hallahan shuts out the A's on seven hits in a 5-0 win. Jesse Haines four-hits the A's in a 3-1 loss in Game 4 to even the series at two games each. Earnshaw and Grove then combine on a three-hit shutout in a 2-0 win in Game 5. Foxx hits a two-run home run in the ninth inning to account for all the scoring. The series returned to Philadelphia for Game 6 and the A's win their fifth and final World Championship in Philadelphia with a 7-1 victory. Earnshaw tosses a complete-game five-hitter and Dykes and Simmons both homer.

FINAL STATISTICS

PLAYER	AVG	G	AB	R	H	TB	2B	3B	HR	RBI	SH	SF	HP	BB	IBB	SO	SB	CS	DP	E	SLG	OBP
Bishop	.222	6	18	5	4	4	0	0	0	0	0	0	1	7	-	3	0	0	0	0	.222	.462
Boley	.095	6	21	1	2	2	0	0	0	1	1	0	0	0	-	1	0	0	0	1	.095	.095
Cochrane	.222	6	18	5	4	11	1	0	2	4	0	1	0	5	-	2	0	1	0	1	.611	.375
Dykes	.222	6	18	2	4	10	3	0	1	5	2	0	0	5	-	3	0	0	0	1	.556	.391
Earnshaw	.000	3	9	0	0	0	0	0	0	0	0	0	0	0	-	5	0	0	0	0	.000	.000
Foxx	.333	6	21	3	7	14	2	1	1	3	0	0	0	2	-	4	0	0	1	0	.667	.391
Grove	.000	3	6	0	0	0	0	0	0	0	0	0	0	0	-	3	0	0	0	0	.000	.000
Haas	.111	6	18	1	2	4	0	1	0	1	0	1	0	1	-	3	0	1	1	0	.222	.150
McNair	.000	1	1	0	0	0	0	0	0	0	0	0	0	0	-	0	0	0	0	0	.000	.000
Miller	.143	6	21	0	3	5	2	0	0	3	1	1	0	0	-	4	0	0	0	0	.238	.136
Moore	.333	3	3	0	1	1	0	0	0	0	0	0	0	1	-	1	0	0	0	0	.333	.500
Shores	—	1	0	0	0	0	0	0	0	0	0	0	0	1	-	0	0	0	0	0	—	1.000
Simmons	.364	6	22	4	8	16	2	0	2	4	0	0	0	2	-	2	0	0	1	0	.727	.417
Walberg	.000	1	2	0	0	0	0	0	0	0	0	0	0	0	-	1	0	0	0	0	.000	.000
Totals	.197	6	178	21	35	67	10	2	6	21	4	3	1	24	-	32	0	2	3	3	.376	.291

PITCHER	W	L	ERA	G	GS	CG	GF	SHO	SV	IP	H	R	ER	HR	HB	BB	IBB	SO	WP	BK	AVG
Earnshaw	2	0	0.72	3	3	2	0	0	-	25.0	13	2	2	1	0	7	-	19	0	0	.149
Grove	2	1	1.42	3	2	2	1	0	-	19.0	15	5	3	0	0	3	-	10	0	0	.214
Quinn	0	0	4.50	1	0	0	1	0	-	2.0	3	1	1	0	0	0	-	1	0	0	.333
Shores	0	0	13.50	1	0	0	0	0	-	1.1	3	2	2	0	0	0	-	0	0	0	.429
Walberg	0	1	3.86	1	1	0	0	0	-	4.2	4	2	2	1	0	1	-	3	0	0	.235
Totals	4	2	1.73	6	6	4	2	1	-	52.0	38	12	10	2	0	11	-	33	0	0	.200

Game 1 – October 1
Philadelphia 5, St. Louis 2

St. Louis	ab	r	h	bi
Douthit cf	4	0	0	1
Adams 3b	3	0	1	1
Frisch 2b	4	0	2	0
Bottomley 1b	4	0	0	0
Hafey lf	4	0	1	0
Blades rf	3	0	0	0
Mancuso c	4	1	1	0
Gelbert ss	4	1	2	0
Grimes p	3	0	2	0
Puccinelli ph	1	0	0	0
Totals	34	2	9	2

Philadelphia	ab	r	h	bi
Bishop 2b	3	1	0	0
Dykes 3b	4	0	1	1
Cochrane c	3	1	1	1
Simmons lf	3	1	1	1
Foxx 1b	3	1	1	0
Miller rf	2	0	0	1
Haas cf	3	1	1	0
Boley ss	2	0	0	1
Grove p	3	0	0	0
Totals	26	5	5	5

St. Louis	002	000	000	2	9	0
Philadelphia	010	101	11x	5	5	0

LOB – St. Louis 8, Philadelphia 2. **2B** – Frisch, Hafey, Dykes. **3B** – Foxx, Haas. **HR** – Cochrane (1), Simmons (1). **CS** – Cochrane. **SH** – Boley. **SF** – Douthit, Adams, Miller.

St. Louis	ip	h	r	er	bb	so
Grimes (L)	8.0	5	5	5	3	6
Philadelphia	ip	h	r	er	bb	so
Grove (W)	9.0	9	2	2	1	5

T – 1:48. **A** – 32,295
Umpires – Moriarty, Rigler, Geisel, Reardon.

Game 2 – October 2
Philadelphia 6, St. Louis 1

St. Louis	ab	r	h	bi
Douthit cf	4	0	0	0
Adams 3b	4	0	1	0
Frisch 2b	4	0	1	0
Bottomley 1b	4	0	0	0
Hafey lf	4	0	0	0
Watkins rf	4	1	1	1
Mancuso c	3	0	1	0
Gelbert ss	3	0	1	0
Rhem p	1	0	0	0
Lindsey p	1	0	1	0
Fisher ph	1	0	0	0
Johnson p	0	0	0	0
Totals	33	1	6	1

Philadelphia	ab	r	h	bi
Bishop 2b	2	1	0	0
Dykes 3b	3	0	1	2
Cochrane c	3	2	1	1
Simmons lf	4	2	2	1
Foxx 1b	3	0	1	1
Miller rf	4	0	1	1
Haas cf	4	0	0	0
Boley ss	4	1	1	0
Earnshaw p	3	0	0	0
Totals	30	6	7	6

St. Louis	010	000	000	1	6	2
Philadelphia	202	200	00x	6	7	2

E – Rhem, Frisch, Cochrane, Boley. **DP** – St. Louis 1, Philadelphia 1. **LOB** – St. Louis 6, Philadelphia 5. **2B** – Frisch, Dykes, Simmons, Foxx. **HR** – Watkins (1), Cochrane (2). **SB** – Frisch (1). **SH** – Dykes.

St. Louis	ip	h	r	er	bb	so
Rhem (L)	3.1	7	6	4	2	3
Lindsey	2.2	0	0	0	0	2
Johnson	2.0	0	0	0	2	2
Philadelphia	ip	h	r	er	bb	so
Earnshaw (W)	9.0	6	1	1	1	8

T – 1:47. **A** – 32,295
Umpires – Rigler, Geisel, Reardon, Moriarty.

Game 3 – October 4
St. Louis 5, Philadelphia 0

Philadelphia	ab	r	h	bi
Bishop 2b	4	0	3	0
Dykes 3b	4	0	0	0
Cochrane c	2	0	0	0
Simmons lf	4	0	2	0
Foxx 1b	4	0	1	0
Miller rf	4	0	0	0
Haas cf	3	0	0	0
Moore ph	1	0	1	0
Boley ss	4	0	0	0
Walberg p	2	0	0	0
Shores p	0	0	0	0
Quinn p	0	0	0	0
McNair ph	1	0	0	0
Totals	33	0	7	0

St. Louis	ab	r	h	bi
Douthit cf	4	1	2	1
Adams 3b	4	0	0	0
Frisch 2b	4	0	0	0
Bottomley 1b	4	1	1	0
Hafey lf	4	1	2	1
Blades rf	2	1	1	0
Watkins rf	2	1	1	0
Wilson c	4	0	2	2
Gelbert ss	3	0	1	1
Hallahan p	2	0	0	0
Totals	33	5	10	5

Philadelphia	000	000	000	0	7	0
St. Louis	000	110	21x	5	10	0

DP – St. Louis 1. **LOB** – Philadelphia 11, St. Louis 5. **2B** – Simmons, Bottomley, Hafey. **HR** – Douthit (1).

Philadelphia	ip	h	r	er	bb	so
Walberg (L)	4.2	4	2	2	1	3
Shores	1.1	3	2	2	0	0
Quinn	2.0	3	1	1	0	1
St. Louis	ip	h	r	er	bb	so
Hallahan (W)	9.0	7	0	0	5	6

Shores pitched to three batters in the seventh
T – 1:55. **A** – 36,944
Umpires – Geisel, Reardon, Moriarty, Rigler.

Game 4 – October 5
St. Louis 3, Philadelphia 1

Philadelphia	ab	r	h	bi
Bishop 2b	3	1	1	0
Dykes 3b	2	0	0	0
Cochrane c	4	0	0	0
Simmons lf	3	0	2	1
Foxx 1b	4	0	1	0
Miller rf	4	0	0	0
Haas cf	3	0	0	0
Boley ss	4	0	0	0
Grove p	3	0	0	0
Totals	30	1	4	1

St. Louis	ab	r	h	bi
Douthit cf	4	0	0	0
Adams 3b	4	0	0	0
Frisch 2b	4	0	0	0
Bottomley 1b	4	0	0	0
Hafey lf	3	1	1	0
Blades rf	3	1	0	0
Wilson c	3	0	1	0
Gelbert ss	2	1	2	1
Haines p	2	0	1	1
Totals	29	3	5	2

Philadelphia	100	000	000	1	4	1
St. Louis	001	200	00x	3	5	1

E – Dykes, Frisch. **DP** – St. Louis 1. **LOB** – Philadelphia 7, St. Louis 4. **2B** – Hafey. **3B** – Gelbert. **SH** – Dykes, Haines.

Philadelphia	ip	h	r	er	bb	so
Grove (L)	8.0	5	3	1	1	3
St. Louis	ip	h	r	er	bb	so
Haines (W)	9.0	4	1	1	4	2

WP – Haines.

T – 1:41. **A** – 39,946

Umpires – Reardon, Moriarty, Rigler, Geisel.

Game 5 – October 6
Philadelphia 2, St. Louis 0

Philadelphia	ab	r	h	bi
Bishop 2b	4	0	0	0
Dykes 3b	3	0	0	0
Cochrane c	3	1	1	0
Simmons lf	4	0	0	0
Foxx 1b	4	1	2	2
Miller rf	4	0	0	0
Haas cf	4	0	1	0
Boley ss	3	0	1	0
Earnshaw p	2	0	0	0
Moore ph	0	0	0	0
Grove p	0	0	0	0
Totals	31	2	5	2

St. Louis	ab	r	h	bi
Douthit cf	4	0	0	0
Adams 3b	4	0	1	0
Frisch 2b	4	0	1	0
Bottomley 1b	4	0	0	0
Hafey lf	3	0	0	0
Watkins rf	3	0	0	0
Blades ph	0	0	0	0
Wilson c	4	0	1	0
Gelbert ss	2	0	0	0
Grimes p	2	0	0	0
Totals	30	0	3	0

Philadelphia	000	000	002	2	5	0
St. Louis	000	000	000	0	3	1

E – Frisch. **DP** – St. Louis 1. **LOB** – Philadelphia 5, St. Louis 8. **2B** – Wilson. **HR** – Foxx (1). **CS** – Haas. **SH** – Grimes.

Philadelphia	ip	h	r	er	bb	so
Earnshaw	7.0	2	0	0	3	5
Grove (W)	2.0	1	0	0	1	2
St. Louis	ip	h	r	er	bb	so
Grimes (L)	9.0	5	2	2	3	7

T – 1:58. **A** – 38,844

Umpires – Moriarty, Rigler, Geisel, Reardon.

Game 6 – October 8
Philadelphia 7, St. Louis 1

St. Louis	ab	r	h	bi
Douthit cf	4	0	0	0
Adams 3b	2	0	0	0
High ph-3b	2	1	1	0
Watkins rf	3	0	0	0
Frisch 2b	4	0	1	0
Hafey lf	4	0	2	1
Bottomley 1b	2	0	0	0
Wilson c	4	0	0	0
Gelbert ss	3	0	0	0
Hallahan p	0	0	0	0
Fisher ph	1	0	1	0
Johnson p	0	0	0	0
Blades ph	1	0	0	0
Lindsey p	0	0	0	0
Orsatti ph	1	0	0	0
Bell p	0	0	0	0
Totals	31	1	5	1

Philadelphia	ab	r	h	bi
Bishop 2b	2	2	0	0
Dykes 3b	2	2	2	2
Cochrane c	3	1	1	2
Simmons cf-1f	4	1	1	1
Foxx 1b	3	1	1	0
Miller rf	3	0	2	1
Moore lf	2	0	0	0
Haas cf	1	0	0	1
Boley ss	4	0	0	0
Earnshaw p	4	0	0	0
Totals	28	7	7	7

St. Louis	000	000	001	1	5	1
Philadelphia	201	211	00x	7	7	0

E – Watkins. **DP** – Philadelphia 1. **LOB** – St. Louis 6, Philadelphia 6. **2B** – Hafey 2, Fisher, Dykes, Cochrane, Foxx, Miller 2. **HR** – Dykes (1), Simmons (2). **SH** – Miller. **SF** – Cochrane, Haas.

St. Louis	ip	h	r	er	bb	so
Hallahan (L)	2.0	2	2	2	3	2
Johnson	3.0	4	4	4	1	2
Lindsey	2.0	1	1	1	1	0
Bell	1.0	0	0	0	0	0
Philadelphia	ip	h	r	er	bb	so
Earnshaw (W)	9.0	5	1	1	3	6

HBP – by Hallahan (Bishop). **PB** – Wilson.

T – 1:46. **A** – 32,295

Umpires – Rigler, Geisel, Reardon, Moriarty.

1931 WORLD SERIES

The A's and Cardinals meet in the World Series for the second consecutive season but the A's lose in seven games. The pitching staff posts a 2.66 ERA, including 1.88 by George Earnshaw and 2.42 by Lefty Grove, who picks up two of the A's three wins. Earnshaw and Grove both start three games each. The offense hits .220 and scores 22 runs in the seven-game series. Jimmie Foxx hits .348 and Al Simmons bats .333 with two of the A's three home runs and eight RBI.

The series opens in St. Louis and the A's take a 1-0 lead with a 6-2 win in Game 1. Grove goes the distance, allowing 12 hits, and Simmons drives in three runs, including a two-run home run in the seventh. Bill Hallahan tosses a three-hit shutout as the A's lose Game 2, 2-0. The A's then fall behind in the series with a 5-2 loss in Game 3 at Philadelphia. Burleigh Grimes no hits the A's over the first seven innings before Bing Miller singles in the eighth. Al Simmons hits a two-run home run in the ninth for the A's only runs. The A's even the series at two games each with a 3-0 win in Game 4. Earnshaw tosses a two-hit shutout and Foxx hits a solo home run in the sixth. St. Louis wins the final game in Philadelphia, 5-1, but the A's win Game 6 at St. Louis, 8-1 to force a seventh game. In the final game, Grimes again shuts down the A's in a 4-2 win. He does not allow a run over the first eight innings before yielding a pinch hit two-run single to Doc Cramer with two outs in the ninth. Max Bishop comes to the plate as the potential winning run but Hallahan relieves Grimes and gets Bishop to fly out to end the series.

FINAL STATISTICS

PLAYER	AVG	G	AB	R	H	TB	2B	3B	HR	RBI	SH	SF	HP	BB	IBB	SO	SB	CS	DP	E	SLG	OBP
Bishop	.148	7	27	4	4	4	0	0	0	0	0	0	0	3	-	5	0	0	0	0	.148	.233
Boley	.000	1	1	0	0	0	0	0	0	0	0	0	0	0	-	1	0	0	0	0	.000	.000
Cochrane	.160	7	25	2	4	4	0	0	0	1	0	0	0	5	-	2	0	0	1	1	.160	.300
Cramer	.500	2	2	0	1	1	0	0	0	2	0	0	0	0	-	0	0	0	0	0	.500	.500
Dykes	.227	7	22	2	5	5	0	0	0	2	1	0	0	5	-	1	0	0	1	0	.227	.370
Earnshaw	.000	3	8	0	0	0	0	0	0	0	0	0	0	0	-	2	0	0	2	0	.000	.000
Foxx	.348	7	23	3	8	11	0	0	1	3	0	0	0	6	-	5	0	0	0	1	.478	.483
Grove	.000	3	10	0	0	0	0	0	0	0	0	0	0	0	-	7	0	0	0	0	.000	.000
Haas	.130	7	23	1	3	4	1	0	0	2	2	0	0	3	-	5	0	0	0	0	.174	.231
Heving	.000	1	1	0	0	0	0	0	0	0	0	0	0	0	-	0	0	0	0	0	.000	.000
Hoyt	.000	1	2	0	0	0	0	0	0	0	0	0	0	0	-	0	0	0	0	0	.000	.000
McNair	.000	2	2	1	0	0	0	0	0	0	0	0	0	0	-	1	0	0	0	0	.000	.000
Miller	.269	7	26	3	7	8	1	0	0	1	1	0	1	0	-	4	0	0	0	0	.308	.296
Moore	.333	2	3	0	1	1	0	0	0	0	0	0	0	0	-	1	0	0	0	0	.333	.333
Simmons	.333	7	27	4	9	17	2	0	2	8	0	0	0	3	-	3	0	0	1	0	.630	.400
Todt	-	1	0	0	0	0	0	0	0	0	0	0	0	1	-	0	0	0	0	0	-	1.000
Williams	.320	7	25	2	8	9	1	0	0	1	0	0	0	2	-	9	0	0	0	0	.360	.370
Totals	.220	7	227	22	50	64	5	0	3	20	4	0	1	28	-	46	0	0	5	2	.282	.309

PITCHER	W	L	ERA	G	GS	CG	GF	SHO	SV	IP	H	R	ER	HR	HB	BB	IBB	SO	WP	BK	AVG
Earnshaw	1	2	1.88	3	3	2	0	1	-	24.0	12	6	5	1	0	4	-	20	1	0	.148
Grove	2	1	2.42	3	3	2	0	0	-	26.0	28	7	7	0	0	2	-	16	0	0	.269
Hoyt	0	1	4.50	1	1	0	0	0	-	6.0	7	3	3	1	0	0	-	1	0	0	.292
Mahaffey	0	0	9.00	1	0	0	1	0	-	1.0	1	1	1	0	0	1	-	0	0	0	.250
Rommel	0	0	9.00	1	0	0	1	0	-	1.0	3	1	1	0	0	0	-	0	0	0	.500
Walberg	0	0	3.00	2	0	0	1	0	-	3.0	3	1	1	0	0	2	-	4	0	0	.300
Totals	3	4	2.66	7	7	4	3	1	-	61.0	54	19	18	2	0	9	-	41	1	0	.236

Game 1 – October 1
Philadelphia 6, St. Louis 2

Philadelphia	ab	r	h	bi
Bishop 2b	5	1	1	0
Haas cf	5	1	1	1
Cochrane c	4	2	2	0
Simmons lf	4	1	1	3
Foxx 1b	4	0	2	2
Miller rf	4	0	0	0
Dykes 3b	3	0	2	0
Williams ss	4	1	2	0
Grove p	4	0	0	0
Totals	37	6	11	6

St. Louis	ab	r	h	bi
High 3b	4	0	1	0
Mancuso ph	1	0	0	0
Roettger rf	5	1	2	0
Frisch 2b	4	1	2	0
Bottomley 1b	4	0	1	1
Hafey lf	4	0	1	0
Martin cf	4	0	3	1
Wilson c	4	0	0	0
Gelbert ss	4	0	2	0
Derringer p	2	0	0	0
Flowers ph	1	0	0	0
Johnson p	0	0	0	0
Blades ph	1	0	0	0
Totals	38	2	12	2

Philadelphia	004	000	200	6	11	0
St. Louis	200	000	000	2	12	0

DP – Philadelphia 1, St. Louis 1. **LOB** – Philadelphia 7, St. Louis 9. **2B** – Haas, Martin, Gelbert. **HR** – Simmons (1). **SB** – Hafey (1), Martin (1).

Philadelphia	ip	h	r	er	bb	so
Grove (W)	9.0	12	2	2	0	7
St. Louis	ip	h	r	er	bb	so
Derringer (L)	7.0	11	6	6	3	9
Johnson	2.0	0	0	0	0	2

T – 1:55. **A** – 38,529
Umpires – Klem, Nallin, Stark, McGowan.

Game 2 – October 2
St. Louis 2, Philadelphia 0

Philadelphia	ab	r	h	bi
Bishop 2b	5	0	0	0
Haas cf	4	0	1	0
Cochrane c	2	0	0	0
Simmons lf	4	0	0	0
Foxx 1b	2	0	1	0
Miller rf	4	0	1	0
Dykes 3b	2	0	0	0
Williams ss	2	0	0	0
Earnshaw p	3	0	0	0
Moore ph	1	0	0	0
Totals	29	0	3	0

St. Louis	ab	r	h	bi
Flowers 3b	4	0	0	0
Watkins rf	4	0	2	0
Frisch 2b	4	0	1	0
Bottomley 1b	3	0	0	0
Hafey lf	4	0	0	0
Martin cf	3	2	2	0
Wilson c	3	0	0	1
Gelbert ss	2	0	1	1
Hallahan p	2	0	0	0
Totals	29	2	6	2

Philadelphia	000	000	000	0	3	0
St. Louis	010	000	10x	2	6	1

E – Wilson. **DP** – St. Louis 1. **LOB** – Philadelphia 10, St. Louis 6. **2B** – Watkins, Frisch, Martin. **SH** – Dykes, Gelbert, Hallahan. **SB** – Martin 2 (3).

Philadelphia	ip	h	r	er	bb	so
Earnshaw (L)	8.0	6	2	2	1	5
St. Louis	ip	h	r	er	bb	so
Hallahan (W)	9.0	3	0	0	7	8

WP – Hallahan.
T – 1:49. **A** – 35,947
Umpires – Nallin, Stark, McGowan, Klem.

Game 3 – October 5
St. Louis 5, Philadelphia 2

St. Louis	ab	r	h	bi
Adams 3b	3	0	0	0
Flowers 3b	1	0	0	0
Roettger rf	5	0	1	0
Watkins pr-rf	0	1	0	0
Frisch 2b	5	0	1	0
Bottomley 1b	4	1	1	1
Hafey lf	5	1	1	0
Martin cf	4	2	2	0
Wilson c	4	0	3	1
Gelbert ss	4	0	1	1
Grimes p	4	0	2	2
Totals	39	5	12	5

Philadelphia	ab	r	h	bi
Bishop 2b	3	0	0	0
Haas cf	4	0	0	0
Cochrane c	3	0	0	0
McNair pr	0	1	0	0
Simmons lf	4	1	1	2
Foxx 1b	2	0	0	0
Miller rf	3	0	1	0
Dykes 3b	3	0	0	0
Williams ss	3	0	0	0
Grove p	2	0	0	0
Cramer ph	1	0	0	0
Mahaffey p	0	0	0	0
Totals	28	2	2	2

St. Louis	020	200	001	5	12	0
Philadelphia	000	000	002	2	2	0

DP – St. Louis 1. **LOB** – St. Louis 9, Philadelphia 3. **2B** – Roettger, Bottomley, Martin. **HR** – Simmons (2).

St. Louis	ip	h	r	er	bb	so
Grimes (W)	9.0	2	2	2	4	5
Philadelphia	ip	h	r	er	bb	so
Grove (L)	8.0	11	4	4	1	2
Mahaffey	1.0	1	1	1	1	0

T – 2:10. **A** – 32,295
Umpires – Stark, McGowan, Klem, Nallin.

Game 4 – October 6
Philadelphia 3, St. Louis 0

St. Louis	ab	r	h	bi
Flowers 3b	1	0	0	0
High 3b	3	0	0	0
Watkins rf	4	0	0	0
Frisch 2b	3	0	0	0
Bottomley 1b	3	0	0	0
Hafey lf	3	0	0	0
Martin cf	3	0	2	0
Wilson c	3	0	0	0
Gelbert ss	3	0	0	0
Johnson p	2	0	0	0
Lindsey p	0	0	0	0
Collins ph	1	0	0	0
Derringer p	0	0	0	0
Totals	29	0	2	0

Philadelphia	ab	r	h	bi
Bishop 2b	4	1	2	0
Haas cf	3	0	1	0
Cochrane c	3	0	0	0
Simmons lf	4	0	2	1
Fox 1b	3	1	1	1
Miller rf	4	1	1	0
Dykes 3b	4	0	2	1
Williams ss	4	0	1	0
Earnshaw p	3	0	0	0
Totals	32	3	10	3

St. Louis	000	000	000	0	2	1
Philadelphia	100	002	00x	3	10	0

E – Bottomley. **DP** – St. Louis 1. **LOB** – St. Louis 3, Philadelphia 8. **2B** – Martin, Simmons, Miller. **HR** – Fox (1). **SH** – Haas. **SB** – Frisch (1), Martin (4).

St. Louis	ip	h	r	er	bb	so
Johnson (L)	5.2	9	3	3	1	2
Lindsey	1.1	1	0	0	1	2
Derringer	1.0	0	0	0	0	1
Philadelphia	ip	h	r	er	bb	so
Earnshaw (W)	9.0	2	0	0	1	8

T – 1:58. **A** – 32,295

Umpires – McGowan, Klem, Nallin, Stark.

Game 5 – October 7
St. Louis 5, Philadelphia 1

St. Louis	ab	r	h	bi
Adams 3b	1	0	1	0
High pr-3b	4	1	0	0
Watkins rf	3	1	0	0
Frisch 2b	4	1	2	0
Martin cf	4	1	3	4
Hafey lf	4	0	1	0
Bottomley 1b	4	1	2	0
Wilson c	4	0	2	0
Gelbert ss	4	0	1	1
Hallahan p	4	0	0	0
Totals	36	5	12	5

Philadelphia	ab	r	h	bi
Bishop 2b	2	0	0	0
McNair ph-2b	2	0	0	0
Haas cf	2	0	0	0
Moore ph-lf	2	0	1	0
Cochrane c	4	0	1	0
Simmons lf	4	1	3	0
Fox 1b	3	0	2	0
Miller rf	4	0	0	1
Dykes 3b	4	0	1	0
Williams ss	4	0	1	0
Hoyt p	2	0	0	0
Walberg p	0	0	0	0
Heving ph	1	0	0	0
Rommel p	0	0	0	0
Boley ph	1	0	0	0
Totals	35	1	9	1

St. Louis	100	002	011	5	12	0
Philadelphia	000	000	100	1	9	0

DP – St. Louis 1, Philadelphia 1. **LOB** – St. Louis 5, Philadelphia 8. **2B** – Frisch, Simmons. **HR** – Martin (1). **SB** – Watkins (1). **CS** – Martin, Wilson.

St. Louis	ip	h	r	er	bb	so
Hallahan (W)	9.0	9	1	1	1	4
Philadelphia	ip	h	r	er	bb	so
Hoyt (L)	6.0	7	3	3	0	1
Walberg	2.0	2	1	1	1	2
Rommel	1.0	3	1	1	0	0

T – 1:56. **A** – 32,295

Umpires – Klem, Nallin, Stark, McGowan.

Game 6 – October 9
Philadelphia 8, St. Louis 1

Philadelphia	ab	r	h	bi
Bishop 2b	4	2	1	0
Haas cf	2	0	0	1
Cochrane c	5	0	1	1
Simmons lf	4	1	1	2
Fox 1b	5	2	2	0
Miller rf	3	1	1	0
Dykes 3b	3	1	0	1
Williams ss	4	1	2	1
Grove p	4	0	0	0
Totals	34	8	8	6

St. Louis	ab	r	h	bi
Flowers 3b	4	1	1	0
Roettger rf	4	0	1	0
Frisch 2b	4	0	1	1
Martin cf	3	0	0	0
Hafey lf	4	0	1	0
Bottomley 1b	4	0	0	0
Wilson c	3	0	0	0
Mancuso c	0	0	0	0
Gelbert ss	3	0	1	0
Derringer p	0	0	0	0
Johnson p	0	0	0	0
Blades ph	1	0	0	0
Lindsey p	0	0	0	0
Collins ph	1	0	0	0
Rhem p	0	0	0	0
Totals	31	1	5	1

Philadelphia	000	040	400	8	8	1
St. Louis	000	001	000	1	5	2

E – Cochrane, Flowers, Hafey. **DP** – Philadelphia 1, St. Louis 1. **LOB** – Philadelphia 8, St. Louis 5. **2B** – Williams, Flowers. **SH** – Haas, Miller, Derringer.

Philadelphia	ip	h	r	er	bb	so
Grove (W)	9.0	5	1	1	1	7
St. Louis	ip	h	r	er	bb	so
Derringer (L)	4.2	3	4	0	4	4
Johnson	1.1	1	0	0	0	2
Lindsey	2.0	3	4	2	2	0
Rhem	1.0	1	0	0	0	1

WP – Derringer. **HBP** – by Lindsey (Miller).

T – 1:57. **A** – 39,401

Umpires – Nallin, Stark, McGowan, Klem.

Game 7 – October 10
St. Louis 4, Philadelphia 2

Philadelphia	ab	r	h	bi
Bishop 2b	4	0	0	0
Haas cf	3	0	0	0
Cochrane c	4	0	0	0
Simmons lf	3	0	1	0
Foxx 1b	4	0	0	0
Miller rf	4	1	3	0
Dykes 3b	3	1	0	0
Williams ss	4	0	2	0
Earnshaw p	2	0	0	0
Tody ph	0	0	0	0
Walberg p	0	0	0	0
Cramer ph	1	0	1	2
Totals	32	2	7	2

St. Louis	ab	r	h	bi
High 3b	4	2	3	0
Watkins rf	3	2	2	2
Frisch 2b	3	0	0	0
Martin cf	3	0	0	0
Orsatti lf	3	0	0	0
Bottomley 1b	3	0	0	0
Wilson c	2	0	0	0
Gelbert ss	3	0	0	0
Grimes p	3	0	0	0
Hallahan p	0	0	0	0
Totals	27	4	5	2

Philadelphia	000	000	002	2	7	1
St. Louis	202	000	00x	4	5	0

E – Foxx. **DP** – Philadelphia 1, St. Louis 1. **LOB** – Philadelphia 8, St. Louis 3.
HR – Watkins (1). **SH** – Frisch. **SB** – Martin (5).

Philadelphia	ip	h	r	er	bb	so
Earnshaw (L)	7.0	4	4	3	2	7
Walberg	1.0	1	0	0	1	2
St. Louis	ip	h	r	er	bb	so
Grimes (W)	8.2	7	2	2	5	6
Hallahan	0.1	0	0	0	0	0

WP – Earnshaw.
T – 1:57. **A** – 20,805
Umpires – Stark, McGowan, Klem, Nal-
lin.

1971 ALCS

In their first trip to the ALCS, the Oakland A's ran into the defending World Champion Baltimore Orioles, losing in three straight games. Touted A's pitchers Vida Blue and Jim "Catfish" Hunter ran into problems during the series, leading to the A's downfall. Offensively, the A's got solid performances out of third baseman Sal Bando and right fielder Reggie Jackson, who hit .364 and .333 respectively.

In Game 1, Vida Blue took a 3-1 lead into the bottom of the seventh before allowing a RBI single to Mark Belanger, a RBI double by Curt Motton and a two-run double by Paul Blair. ALCS MVP Mike Cuellar tossed a complete game six-hitter to defeat the A's in Game 2. Jim Hunter also went the distance for the A's, allowing seven hits, including four home runs. In Game 3, Reggie Jackson homered twice and Sal Bando once but that was the A's only scoring as Jim Palmer tossed a complete game seven-hitter.

FINAL STATISTICS

PLAYER	AVG	G	AB	R	H	TB	2B	3B	HR	RBI	SH	SF	HP	BB	IBB	SO	SB	CS	DP	E	SLG	OBP
Bando	.364	3	11	3	4	9	2	0	1	1	0	0	0	1	0	0	0	0	1	0	.818	.417
Blefary	.000	1	1	0	0	0	0	0	0	0	0	0	0	0	0	1	0	0	0	0	.000	.000
Blue	.000	1	3	0	0	0	0	0	0	0	0	0	0	0	0	3	0	0	0	0	.000	.000
Campaneris	.167	3	12	0	2	3	1	0	0	0	0	0	0	0	0	1	0	1	0	1	.250	.167
Davis	.375	3	8	1	3	4	1	0	0	0	1	0	0	0	0	0	0	1	0	0	.500	.375
Duncan	.500	2	6	0	3	4	1	0	0	2	0	0	0	0	0	0	0	1	0	0	.667	.500
Epstein	.200	2	5	0	1	1	0	0	0	0	0	0	0	0	0	3	0	0	0	0	.200	.200
Green	.286	3	7	0	2	2	0	0	0	0	1	0	0	1	0	1	0	0	1	0	.286	.375
Hegan	.000	1	1	0	0	0	0	0	0	0	0	0	0	0	0	1	0	0	0	0	.000	.000
Hunter	.000	1	3	0	0	0	0	0	0	0	0	0	0	0	0	1	0	0	0	0	.000	.000
Jackson	.333	3	12	2	4	11	1	0	2	2	0	0	0	0	0	1	0	0	0	0	.917	.333
Mangual	.167	3	12	1	2	5	1	1	0	2	0	0	0	0	0	1	0	0	1	0	.417	.167
Monday	.000	1	3	0	0	0	0	0	0	0	0	0	0	1	0	2	0	0	0	0	.000	.250
Rudi	.143	2	7	0	1	2	1	0	0	0	0	0	1	0	0	0	0	0	0	0	.286	.250
Segui	.000	1	2	0	0	0	0	0	0	0	0	0	0	0	0	0	0	0	0	0	.000	.000
Tenace	.000	1	3	0	0	0	0	0	0	0	0	0	0	1	0	1	0	0	0	0	.000	.250
Totals	.229	3	96	7	22	41	8	1	3	7	2	0	0	5	0	16	0	3	3	0	.427	.267

PITCHER	W	L	ERA	G	GS	CG	GF	SHO	SV	IP	H	R	ER	HR	HB	BB	IBB	SO	WP	BK	AVG
Blue	0	1	6.43	1	1	0	0	0	0	7.0	7	5	5	0	0	2	0	8	0	0	.259
Fingers	0	0	7.71	2	0	0	1	0	0	2.1	2	2	2	0	0	1	0	2	0	0	.250
Grant	0	0	0.00	1	0	0	1	0	0	2.0	3	0	0	0	0	0	0	2	0	0	.333
Hunter	0	1	5.63	1	1	1	0	0	0	8.0	7	5	5	4	0	2	0	6	0	0	.233
Knowles	0	0	0.00	1	0	0	0	0	0	0.1	1	0	0	0	0	0	0	1	0	0	.500
Locker	0	0	0.00	1	0	0	0	0	0	0.2	0	0	0	0	0	2	0	0	0	0	.000
Segui	0	1	5.79	1	1	0	0	0	0	4.2	6	3	3	0	0	6	2	4	0	0	.333
Totals	0	3	5.40	3	3	1	2	0	0	25.0	26	15	15	4	0	13	2	22	1	0	.274

Game 1 — October 3
Baltimore 5, Oakland 3

Oakland	ab	r	h	bi
Campaneris ss	4	0	1	0
Rudi lf	4	0	1	0
Jackson cf	4	0	0	0
Davis 1b	4	1	1	0
Bando 3b	4	1	2	0
Mangual cf	4	1	2	2
Duncan c	3	0	2	1
Epstein ph	1	0	0	0
Green 2b	1	0	0	0
Blue p	3	0	0	0
Fingers p	0	0	0	0
Totals	32	3	9	3

Baltimore	ab	r	h	bi
Blair cf	4	0	1	2
Johnson 2b	4	1	1	0
Rettenmund lf	4	0	1	1
F. Robinson rf	3	1	0	0
Powell 1b	4	0	1	0
B. Robinson 3b	3	1	1	0
Etchebarren c	3	0	0	0
Belanger ss	2	1	1	1
McNally p	2	0	0	0
Motton ph	1	0	1	1
Palmer pr	0	1	0	0
Watt p	0	0	0	0
Totals	30	5	7	5

Oakland	020	100	000	3	9	0
Baltimore	000	100	40x	5	7	1

E – Johnson. **DP** – Oakland 1, Baltimore 2. **LOB** – Oakland 4, Baltimore 3. **2B** – Rudi, Bando, Duncan, Mangual, Johnson, Rettenmund, Motton, Blair, Campaneris. **3B** – Mangual. **S** – Green.

Oakland	ip	h	r	er	bb	so
Blue (L)	7.0	7	5	5	2	8
Fingers	1.0	0	0	0	0	1
Baltimore	ip	h	r	er	bb	so
McNally (W)	7.0	7	3	3	1	5
Watt (S)	2.0	2	0	0	0	1

T – 2:23. **A** – 42,621
Umpires – Soar, Napp, DiMuro, O'Donnell, Luciano, Kunkel.

Game 2 — October 4
Baltimore 5, Oakland 1

Oakland	ab	r	h	bi
Campaneris ss	4	0	1	0
Rudi lf	3	0	0	0
Jackson rf	4	0	1	0
Davis 1b	3	0	1	0
Bando 3b	4	1	1	0
Mangual cf	4	0	0	0
Duncan c	3	0	1	1
Green 2b	3	0	1	0
Hunter p	3	0	0	0
Totals	31	1	6	1

Baltimore	ab	r	h	bi
Buford lf	3	0	0	0
Blair cf	0	0	0	0
Johnson 2b	3	1	0	0
Powell 1b	4	2	2	3
F. Robinson rf	4	0	0	0
Rettenmund cf-lf	4	0	1	0
B. Robinson 3b	3	1	1	1
Hendricks c	3	1	2	1
Belanger ss	3	0	0	0
Cuellar p	3	0	1	0
Totals	30	5	7	5

Oakland	000	100	000	1	6	0
Baltimore	011	000	12x	5	7	0

LOB – Oakland 5, Baltimore 3. **2B** – Davis, Bando, Jackson. **HR** – B. Robinson, Powell 2, Hendricks. **S** – Davis.

Oakland	ip	h	r	er	bb	so
Hunter (L)	8.0	7	5	5	2	6
Baltimore	ip	h	r	er	bb	so
Cuellar (W)	9.0	6	1	1	1	2

T – 2:04. **A** – 35,003
Umpires – Napp, O'Donnell, Luciano, DiMuro, Kunkel, Soar.

Game 3 — October 5
Baltimore 5, Oakland 3

Baltimore	ab	r	h	bi
Buford lf	4	1	3	0
Rettenmund pr-lf	0	0	0	0
Blair cf	5	1	2	0
Powell 1b	2	2	0	0
F. Robinson rf	5	1	1	1
Hendricks c	1	0	0	1
Etchebarren ph-c	2	0	0	0
B. Robinson 3b	5	0	2	2
Johnson 2b	3	0	2	0
Belanger ss	3	0	1	0
Palmer p	5	0	1	0
Totals	35	5	12	4

Oakland	ab	r	h	bi
Campaneris ss	4	0	0	0
Monday cf	3	0	0	0
Jackson rf	4	2	3	2
Epstein 1b	4	0	1	0
Bando 3b	3	1	1	1
Mangual lf	4	0	0	0
Tenace c	3	0	0	0
Green 2b	3	0	1	0
Hegan ph	1	0	0	0
Segui p	2	0	0	0
Fingers p	0	0	0	0
Knowles p	0	0	0	0
Locker p	0	0	0	0
Davis ph	1	0	1	0
Grant p	0	0	0	0
Bleflary ph	1	0	0	0
Totals	33	3	7	3

Baltimore	100	020	200	5	12	0
Oakland	001	001	010	3	7	0

DP – Baltimore 1, Oakland 3. **LOB** – Baltimore 13, Oakland 6. **2B** – Johnson, F. Robinson, B. Robinson. **3B** – Buford. **HR** – Jackson 2, Bando. **SF** – Hendricks.

Baltimore	ip	h	r	er	bb	so
Palmer (W)	9.0	7	3	3	3	8
Oakland	ip	h	r	er	bb	so
Segui (L)	4.2	6	3	3	6	4
Fingers	1.1	2	2	2	1	1
Knowles	0.1	1	0	0	0	0
Locker	0.2	0	0	0	2	0
Grant	2.0	3	0	0	0	2

Fingers pitched to 2 batters in the 7th.
WP – Palmer, Knowles.
T – 2:49. **A** – 33,176
Umpires – DiMuro, Luciano, Soar, Kunkel, O'Donnell, Napp.

1972 ALCS

Forty-one years after the Philadelphia Athletics won the American League Pennant, the Oakland A's recorded the organization's next pennant with a hard fought 3 games to 2 triumph over Detroit. It was the first time in the four year history of the ALCS that the playoffs had gone more than three games. The A's used superb pitching, scoring just a total of 13 runs in the five games, but allowing only 10. The series also saw a near brawl between Tigers manager Billy Martin and A's shortstop Campy Campaneris, who threw his bat at Tiger hurler Lerrin LaGrow after being hit by a pitch.

In Game 1, the Tigers scored a run in the top of the 11th inning on an Al Kaline home run to take a 2-1 lead but Gonzalo Marquez tied the game in the bottom of the inning on a pinch hit RBI single. A Kaline throwing error on the play allowed Gene Tenace to score the winning run. ALCS MVP Blue Moon Odom tossed a three-hit shutout in a 5-0 A's win in Game 2. Campaneris had three hits, two runs and two steals but was suspended for the remainder of the playoffs by American League President Joe Cronin after the bat throwing incident. Joe Coleman blanked the A's 3-0 on seven hits in Game 3 and the Tigers won 4-3 in 10 innings in Game 4. The A's scored two runs in the top of the 10th for a 3-1 lead but the Tigers scored three times in the bottom of the 10th, including the game winning single by Jim Northrup. In Game 5, Vida Blue pitched four innings of shutout relief to pick up the save for Odom. Gene Tenace's two-out RBI single in the fourth inning scored George Hendrick with the winning run.

FINAL STATISTICS

PLAYER	AVG	G	AB	R	H	TB	2B	3B	HR	RBI	SH	SF	HP	BB	IBB	SO	SB	CS	DP	E	SLG	OBP
Alou	.381	5	21	2	8	12	4	0	0	2	1	0	1	0	0	2	1	1	1	0	.571	.409
Bando	.200	5	20	0	4	4	0	0	0	0	2	0	0	0	0	3	0	0	0	0	.200	.200
Blue	.000	4	1	0	0	0	0	0	0	0	0	0	0	0	0	0	0	0	0	0	.000	.000
Campaneris	.429	2	7	3	3	3	0	0	0	0	0	0	1	1	0	0	2	0	0	0	.429	.556
Cullen	.000	2	1	0	0	0	0	0	0	0	0	0	0	0	0	0	0	0	0	0	.000	.000
Duncan	.000	2	2	0	0	0	0	0	0	0	0	0	0	1	0	1	0	0	0	0	.000	.333
Epstein	.188	5	16	1	3	6	0	0	1	1	0	0	1	4	0	5	1	0	0	0	.375	.381
Fingers	.000	3	1	0	0	0	0	0	0	0	0	0	0	0	0	0	0	0	0	0	.000	.000
Green	.125	5	8	0	1	2	1	0	0	0	0	0	0	0	0	0	0	0	1	0	.250	.125
Hegan	.000	3	1	1	0	0	0	0	0	0	0	0	0	0	0	0	0	0	0	0	.000	.000
Hendrick	.143	5	7	2	1	1	0	0	0	0	0	0	0	0	0	1	0	0	0	0	.143	.143
Holtzman	.000	1	1	0	0	0	0	0	0	0	0	0	0	0	0	1	0	0	0	0	.000	.000
Hunter	.167	2	6	0	1	1	0	0	0	0	0	0	0	0	0	2	0	0	0	0	.167	.167
Jackson	.278	5	18	1	5	6	1	0	0	2	0	0	0	1	0	6	2	0	0	1	.333	.316
Kubiak	.500	4	4	0	2	2	0	0	0	1	0	0	0	0	0	0	0	0	0	1	.500	.500
Mangual	.000	3	3	0	0	0	0	0	0	0	0	0	0	0	0	1	0	0	0	0	.000	.000
Marquez	.667	3	3	1	2	2	0	0	0	1	0	0	0	0	0	0	0	0	0	0	.667	.667
Maxvill	.125	5	8	0	1	1	0	0	0	0	0	0	0	1	0	2	1	0	0	0	.125	.222
Mincher	.000	1	1	0	0	0	0	0	0	0	0	0	0	0	0	1	0	0	0	0	.000	.000
Odom	.250	3	4	0	1	2	1	0	0	1	0	0	0	0	0	1	0	0	0	0	.500	.250
Rudi	.250	5	20	1	5	6	1	0	0	2	0	1	0	1	0	4	0	0	0	0	.300	.273
Tenace	.059	5	17	1	1	1	0	0	0	1	0	0	0	3	0	5	0	1	0	1	.059	.200
Totals	.224	5	170	13	38	49	8	0	1	10	4	1	3	12	0	35	7	2	2	3	.288	.285

PITCHER	W	L	ERA	G	GS	CG	GF	SHO	SV	IP	H	R	ER	HR	HB	BB	IBB	SO	WP	BK	AVG
Blue	0	0	0.00	4	0	0	1	0	1	5.1	4	0	0	0	0	1	1	5	0	0	.200
Fingers	1	0	1.69	3	0	0	1	0	0	5.1	4	1	1	1	1	0	1	0	3	0	.250
Hamilton	0	0	0.00	1	0	0	1	0	0	0.0	1	0	0	0	0	1	0	0	0	0	1.000
Holtzman	0	1	4.50	1	1	0	0	0	0	4.0	4	2	2	0	0	2	0	2	0	0	.267
Horlen	0	1	INF	1	0	0	0	0	0	0.0	0	1	1	0	0	1	0	0	1	0	.000
Hunter	0	0	1.17	2	2	0	0	0	0	15.1	10	2	2	2	0	5	1	9	0	0	.185
Locker	0	0	13.50	2	0	0	1	0	0	2.0	4	3	3	1	0	0	0	1	0	0	.444
Odom	2	0	0.00	2	2	1	0	1	0	14.0	5	1	0	0	0	2	0	5	1	0	.109
Totals	3	2	1.76	5	5	1	4	1	1	46.0	32	10	9	4	0	13	2	25	2	0	.198

Game 1 — October 7
Oakland 3, Detroit 2 (11)

Game 2 — October 8
Oakland 5, Detroit 0

Game 3 — October 10
Detroit 3, Oakland 0

Detroit	ab	r	h	bi
McAuliffe 2b	5	0	0	0
Kaline rf	5	1	1	1
Sims c	5	0	2	0
Cash 1b	3	1	1	1
Horton lf	3	0	0	0
G. Brown ph	1	0	0	0
Stanley cf	1	0	0	0
Northrup cf-lf	3	0	1	0
Rodriguez 3b	4	0	0	0
Brinkman ss	4	0	1	0
Lolich p	4	0	0	0
Seelbach p	0	0	0	0
Totals	38	2	6	2

Oakland	ab	r	h	bi
Campaneris ss	4	1	0	0
Alou rf	5	0	1	0
Rudi lf	4	0	0	1
Jackson cf	5	0	2	0
Bando 3b	4	0	2	0
Odom pr	0	0	0	0
Epstein 1b	3	0	2	0
Hegan pr	0	1	0	0
Tenace c	5	1	0	0
Green 2b	0	0	0	0
Mangual ph	1	0	0	0
Kubiak 2b	2	0	1	0
Hendrick ph	1	0	0	0
Maxvill 2b	0	0	0	0
Marquez ph	1	0	1	1
Hunter p	3	0	1	0
Blue p	0	0	0	0
Fingers p	1	0	0	0
Totals	39	3	10	2

Detroit	ab	r	h	bi
McAuliffe 2b	4	0	0	0
Kaline rf	4	0	1	0
Sims c	3	0	0	0
Cash 1b	3	0	1	0
Horton lf	3	0	0	0
Northrup cf	3	0	1	0
Taylor 2b	3	0	0	0
Rodriguez 3b	3	0	0	0
Fryman p	1	0	0	0
Zachary p	0	0	0	0
Scherman p	0	0	0	0
Haller ph	1	0	0	0
LaGrow p	0	0	0	0
Hiller p	0	0	0	0
G. Brown ph	1	0	0	0
Totals	29	0	3	0

Oakland	ab	r	h	bi
Campaneris ss	3	2	3	0
Maxvill pr-ss	0	0	0	0
Alou rf	4	1	1	1
Rudi lf	3	1	2	1
Jackson cf	4	0	1	2
Bando 3b	4	0	0	0
Epstein 1b	3	0	0	0
Hegan 1b	0	0	0	0
Tenace c	3	0	0	0
Green 2b	1	0	0	0
Hendrick ph	1	1	1	0
Kubiak 2b	1	0	0	0
Odom p	2	0	0	0
Totals	29	5	8	4

Detroit	000	000	000	0	3	1
Oakland	100	040	00x	5	8	0

Oakland	ab	r	h	bi
Alou rf	5	0	3	0
Maxvill ss	2	0	0	0
Duncan ph-c	1	0	0	0
Rudi lf	4	0	3	0
Jackson cf	4	0	0	0
Epstein 1b	4	0	0	0
Bando 3b	4	0	1	0
Tenace c-2b	2	0	0	0
Green 2b	1	0	0	0
Mincher ph	1	0	0	0
Kubiak 2b	0	0	0	0
Marquez ph	1	0	0	0
Cullen ss	1	0	0	0
Holtzman p	1	0	0	0
Mangual ph	1	0	0	0
Fingers p	0	0	0	0
Blue p	0	0	0	0
Hegan ph	1	0	0	0
Locker p	0	0	0	0
Hendrick ph	1	0	0	0
Totals	34	0	7	0

Detroit	ab	r	h	bi
Taylor 2b	4	0	0	0
Rodriguez 3b	4	0	0	0
Kaline rf	3	1	2	0
Freehan c	3	2	2	1
Horton lf	2	0	0	0
Northrup lf	1	0	0	0
Stanley cf	3	0	1	0
I. Brown 1b	2	0	1	2
Cash ph-1b	1	0	0	0
McAuliffe ss	3	0	1	0
Coleman p	2	0	1	0
Totals	28	3	8	3

One out when winning run scored.

Detroit	010	000	000	01	2	6	2
Oakland	001	000	000	02	310	1	

E – McAuliffe, Kubiak, Kaline. **DP** – Detroit 1, Oakland 1. **LOB** – Detroit 6, Oakland 10. **2B** – Brinkman, Sims. **3B** – Sims. **HR** – Cash, Kaline. **S** – Bando, Cash. **SF** – Rudi.

Detroit	ip	h	r	er	bb	so
Lolich (L)	10.0	9	3	2	3	4
Seelbach	0.1	1	0	0	0	0
Oakland	ip	h	r	er	bb	so
Hunter	8.0	4	1	1	2	4
Blue	0.0	0	0	0	0	0
Fingers (W)	3.0	2	1	1	0	1

Hunter pitched to 1 batter in the 9th. Blue pitched to 1 batter in the 9th. Lolich pitched to 2 batters in the 11th.

T – 3:09. **A** – 29,536

Umpires – Flaherty, Chylak, Rice, Denkinger, Barnett, Frantz.

E – McAuliffe. **DP** – Detroit 1. **LOB** – Detroit 2, Oakland 4. **2B** – Rudi, Jackson. **SB** – Campaneris 2. **S** – Odom.

Detroit	ip	h	r	er	bb	so
Fryman (L)	4.1	7	4	4	1	5
Zachary	0.0	0	1	1	1	0
Scherman	0.2	1	0	0	0	1
LaGrow	1.0	0	0	0	0	1
Hiller	2.0	0	0	0	0	1
Oakland	ip	h	r	er	bb	so
Odom (W)	9.0	3	0	0	0	2

Zachary pitched to 1 batter in the 5th. LaGrow pitched to 1 batter in the 7th.

HBP – by LaGrow (Campaneris). **WP** – Zachary 2.

T – 2:37. **A** – 31,088

Umpires – Chylak, Rice, Frantz, Barnett, Denkinger, Flaherty.

Oakland	000	000	000	0	7	0
Detroit	000	200	01x	3	8	1

E – McAuliffe. **DP** – Oakland 3, Detroit 1. **LOB** – Oakland 10, Detroit 5. **2B** – Alou 2, Freehan. **HR** – Freehan. **SB** – Alou, Maxvill. **S** – Freehan.

Oakland	ip	h	r	er	bb	so
Holtzman (L)	4.0	4	2	3	2	2
Fingers	1.2	2	0	0	1	1
Blue	0.1	0	0	0	0	0
Locker	2.0	2	1	1	0	1
Detroit	ip	h	r	er	bb	so
Coleman (W)	9.0	7	0	0	3	14

T – 2:27. **A** – 41,156

Umpires – Rice, Denkinger, Chylak, Frantz, Flaherty and Barnett.

Game 4 — October 11
Detroit 4, Oakland 3 (10)

Game 5 — October 12
Oakland 2, Detroit 1

Oakland	ab	r	h	bi
Alou rf	5	1	2	1
Maxvill ss	2	0	1	0
Hendrick ph	1	0	0	0
Cullen ss	0	0	0	0
Mangual ph	1	0	0	0
Kubiak ss	1	0	1	1
Rudi lf	5	0	0	0
Jackson cf	5	0	2	0
Bando 3b	5	0	0	0
Epstein 1b	3	1	1	1
Tenace c-2b	4	0	0	0
Green 2b	2	0	1	0
Duncan ph-c	1	0	0	0
Hunter p	3	0	0	0
Fingers p	0	0	0	0
Blue p	0	0	0	0
Marquez ph	1	1	1	0
Locker p	0	0	0	0
Horlen p	0	0	0	0
Hamilton p	0	0	0	0
Totals	39	3	9	3

Detroit	ab	r	h	bi
McAuliffe ss	4	2	2	1
Kaline rf	3	1	1	0
Sims lf	3	0	1	0
Stanley cf	1	0	1	0
G. Brown ph	0	1	0	0
Freehan c	5	0	1	1
Cash 1b	4	0	1	1
Northrup cf-lf	5	0	1	1
Taylor 2b	4	0	2	0
Rodriguez 3b	2	0	0	0
Lolich p	3	0	0	0
Horton ph	1	0	0	0
Seelbach p	0	0	0	0
Hiller p	0	0	0	0
Totals	35	4	10	4

None out when winning run scored.
 Oakland 000 000 100 2 3 9 2
 Detroit 001 000 000 3 410 1

E – Jackson, Rodriguez, Tenace. **DP** – Oakland 1. **LOB** – Oakland 8, Detroit 11.
2B – Sims, Green, Taylor 2, Alou 2. **HR** – McAuliffe, Epstein. **S** – Kaline.

Oakland	ip	h	r	er	bb	so
Hunter	7.1	6	1	1	3	5
Fingers	0.2	0	0	0	0	1
Blue	1.0	1	0	0	1	2
Locker	0.0	2	2	2	0	0
Horlen (L)	0.0	0	1	1	1	0
Hamilton	0.0	1	0	0	1	0
Detroit	ip	h	r	er	bb	so
Lolich	9.0	5	1	1	2	6
Seelbach	0.2	3	2	2	0	0
Hiller (W)	0.1	1	0	0	0	0

Locker pitched to two batters in the 10th.
 Horlen pitched to two batters in the 10th.
 Hamilton pitched to two batters in the 10th.
WP – Horlen
T – 3:04. **A** – 37,615
Umpires – Denkinger, Chylak, Rice, Flaherty, Barnett and Frantz.

Oakland	ab	r	h	bi
Alou rf	2	0	1	0
Maxvill ss	4	0	0	0
Rudi lf	4	0	0	0
Jackson cf	0	1	0	0
Hendrick cf	3	1	0	0
Bando 3b	3	0	1	0
Epstein 1b	3	0	0	0
Tenace c	3	0	1	1
Green 2b	4	0	0	0
Odom p	2	0	1	0
Blue p	1	0	0	0
Totals	29	2	4	1

Detroit	ab	r	h	bi
McAuliffe ss	4	1	1	0
Kaline rf	4	0	0	0
Sims lf	3	0	0	0
Freehan c	4	0	0	1
Cash 1b	4	0	1	0
Niekro ph	0	0	0	0
Northrup cf	2	0	2	0
Stanley ph	1	0	0	0
Taylor 2b	4	0	0	0
Rodriguez 3b	3	0	0	0
Fryman p	2	0	0	0
Horton ph	1	0	1	0
Knox pr	0	0	0	0
Hiller p	0	0	0	0
Totals	32	1	5	1

Oakland	010	100	000	2	4	0
Detroit	100	000	000	1	5	2

E – McAuliffe, Sims. **DP** – Detroit 1. **LOB** – Oakland 6, Detroit 6. **2B** – Odom. **SB** – Jackson 2, Epstein. **S** – Bando, Alou.

Oakland	ip	h	r	er	bb	so
Odom (W)	5.0	2	1	0	2	3
Blue (S)	4.0	3	0	0	0	3
Detroit	ip	h	r	er	bb	so
Fryman (L)	8.0	4	2	1	1	3
Hiller	1.0	0	0	0	1	0

HBP – by Fryman (Epstein, Alou). **WP** – Odom. **BK** – Fryman. **PB** – Tenace.
T – 2:48. **A** – 50,276
Umpires – Chylak, Rice, Barnett, Flaherty, Frantz and Denkinger.

1972 WORLD SERIES

The A's win their first World Championship in Oakland, the first for the Athletics franchise since 1930, defeating Cincinnati, 4 games to 3. Six of the seven games are decided by one run and Gene Tenace picks up the offensive slack for Reggie Jackson who misses the entire series after pulling a hamstring in the ALCS. Tenace hits .348 with four home runs and nine RBI in the seven games to earn World Series MVP honors.

Tenace homers in his first two at bats of the series, hitting a two-run homer in the second and a solo shot in the fifth to lead the A's to a 3-2 win in Game 1. Catfish Hunter tossed 8 2/3 innings of six-hit, one-run baseball in Game 2 before yielding to Rollie Fingers who got the final out in the A's 2-1 win. Joe Rudi homered and made a spectacular catch off the bat of Denis Menke in the ninth. After a rainout in Oakland, the Reds won Game 3, 1-0 on a combined three-hitter by Jack Billingham and Clay Carroll. In Game 4, the A's trailed 2-1 entering the bottom of the ninth before scoring twice on pinch hit RBI singles by Don Mincher and Angel Mangual to take a 3-1 lead in the series. The Reds scored once in the eighth and once in the ninth off Rollie Fingers to win Game 5, 5-4 and then won 8-1 in Game 6 to even the series at three games each. In Game 7, the score was tied at one after five innings when Tenace delivered a RBI double to give the A's the lead. Sal Bando followed with a RBI double and Rollie Fingers pitched two scoreless innings for the save.

FINAL STATISTICS

PLAYER	AVG	G	AB	R	H	TB	2B	3B	HR	RBI	SH	SF	HP	BB	IBB	SO	SB	CS	DP	E	SLG	OBP
Alou	.042	7	24	0	1	1	0	0	0	0	1	0	0	3	1	0	1	0	0	1	.042	.148
Bando	.269	7	26	2	7	8	1	0	0	1	0	0	0	2	1	5	0	0	1	1	.308	.321
Blue	.000	4	1	0	0	0	0	0	0	0	0	0	0	2	0	1	0	0	0	0	.000	.667
Campaneris	.179	7	28	1	5	5	0	0	0	0	2	0	0	1	0	4	0	1	0	1	.179	.207
Duncan	.200	3	5	0	1	1	0	0	0	0	0	0	0	1	0	3	0	0	0	0	.200	.333
Epstein	.000	6	16	1	0	0	0	0	0	0	0	0	0	5	1	3	0	0	0	2	.000	.238
Fingers	.000	6	1	0	0	0	0	0	0	0	1	0	0	0	0	0	0	0	0	0	.000	.000
Green	.333	7	18	0	6	8	2	0	0	1	0	0	0	0	0	4	0	0	0	0	.444	.333
Hegan	.200	6	5	0	1	1	0	0	0	0	0	0	0	0	0	2	0	0	0	0	.200	.200
Hendrick	.133	5	15	3	2	2	0	0	0	0	1	0	0	1	0	2	0	0	1	0	.133	.188
Holtzman	.000	3	5	0	0	0	0	0	0	0	0	0	0	0	0	0	0	0	0	1	.000	.000
Hunter	.200	3	5	0	1	1	0	0	0	1	0	0	0	2	0	1	0	0	0	1	.200	.429
Kubiak	.333	4	3	0	1	1	0	0	0	0	0	0	0	0	0	0	0	0	0	0	.333	.333
Lewis	—	6	0	2	0	0	0	0	0	0	0	0	0	0	0	0	2	0	0	—	—	
Mangual	.300	4	10	1	3	3	0	0	0	1	1	0	0	0	0	0	0	0	0	1	.300	.300
Marquez	.600	5	5	0	3	3	0	0	0	1	0	0	0	0	0	0	0	0	0	0	.600	.600
Mincher	1.000	3	1	0	1	1	0	0	0	1	0	0	0	0	0	0	0	0	0	0	1.000	1.000
Odom	.000	4	4	0	0	0	0	0	0	0	0	0	0	0	0	3	0	0	0	0	.000	.000
Rudi	.240	7	25	1	6	9	0	0	1	1	0	0	1	2	1	5	0	0	0	0	.360	.321
Tenace	.348	7	23	5	8	21	1	0	4	9	0	0	0	2	1	4	0	0	0	1	.913	.400
Totals	.209	7	220	16	46	65	4	0	5	16	6	0	1	21	5	37	1	3	2	9	.295	.281

PITCHER	W	L	ERA	G	GS	CG	GF	SHO	SV	IP	H	R	ER	HR	HB	BB	IBB	SO	WP	BK	AVG
Blue	0	1	4.15	4	1	0	1	0	1	8.2	8	4	4	1	0	5	1	5	1	0	.258
Fingers	1	1	1.74	6	0	0	4	0	2	10.1	4	2	2	0	1	4	2	11	1	0	.125
Hamilton	0	0	27.00	2	0	0	1	0	0	1.1	3	4	4	0	0	1	1	1	0	0	.500
Holtzman	1	0	2.13	3	2	0	0	0	0	12.2	11	3	3	0	0	3	1	4	0	0	.234
Horlen	0	0	6.75	1	0	0	1	0	0	1.1	2	1	1	0	0	2	1	1	1	0	.333
Hunter	2	0	2.81	3	2	0	0	0	0	16.0	12	5	5	2	0	6	2	11	1	0	.203
Locker	0	0	0.00	1	0	0	0	0	0	0.1	1	0	0	0	0	0	0	0	0	0	.500
Odom	0	1	1.59	2	2	0	0	0	0	11.1	5	2	2	0	0	6	0	13	0	0	.135
Totals	4	3	3.05	7	7	0	7	0	3	62.0	46	21	21	3	1	27	8	46	4	0	.209

Game 1 — October 14
Oakland 3, Cincinnati 2

Game 2 — October 15
Oakland 2, Cincinnati 1

Game 3 — October 18
Cincinnati 1, Oakland 0

Oakland	ab	r	h	bi
Campaneris ss	3	0	2	0
Rudi lf	4	0	0	0
Alou rf	3	0	0	0
Epstein 1b	3	0	0	0
Lewis pr	0	0	0	0
Hegan 1b	0	0	0	0
Bando 3b	4	0	0	0
Hendrick cf	2	1	0	0
Tenace c	3	2	2	3
Green 2b	2	0	0	0
Marquez ph	1	0	0	0
Kubiak 2b	0	0	0	0
Holtzman p	2	0	0	0
Fingers p	0	0	0	0
Blue p	0	0	0	0
Totals	27	3	4	3

Cincinnati	ab	r	h	bi
Rice lf	4	0	0	0
Morgan 2b	3	0	0	0
Tolan cf	4	0	1	0
Bench c	3	2	2	0
Perez 1b	4	0	2	0
Menke 3b	3	0	0	1
Geronimo rf	3	0	0	0
McRae ph	1	0	1	0
Foster pr	0	0	0	0
Concepcion ss	2	0	1	1
Nolan p	2	0	0	0
Borbon p	0	0	0	0
Uhlaender ph	1	0	0	0
Carroll p	0	0	0	0
Javier ph	1	0	0	0
Totals	31	2	7	2

Oakland 020 010 000 3 4 0
Cincinnati 010 100 000 2 7 0

DP – Cincinnati 1. **LOB** – Oakland 2, Cincinnati 8. **2B** – Bench. **HR** – Tenace 2. **CS** – Campaneris, Lewis, Tolan, Concepcion. **S** – Campaneris, Concepcion.

Oakland	ip	h	r	er	bb	so
Holtzman (W)	5.0	5	2	2	3	3
Fingers	1.2	1	0	0	1	3
Blue (S)	2.1	1	0	0	1	1
Cincinnati	ip	h	r	er	bb	so
Nolan (L)	6.0	4	3	3	2	0
Borbon	1.0	0	0	0	0	0
Carroll	2.0	0	0	0	2	1

Holtzman pitched to one batter in the 6th.

WP – Blue. **T** – 2:18. **A** – 52,918
Umpires – Pelekoudas, Honochick, Steiner, Umont, Engel, Haller.

Oakland	ab	r	h	bi
Campaneris ss	5	0	1	0
Alou rf	4	0	1	0
Rudi lf	3	1	2	1
Epstein 1b	2	0	0	0
Lewis pr	0	0	0	0
Hegan 1b	1	0	0	0
Bando 3b	4	0	1	0
Hendrick cf	4	1	1	0
Tenace c	4	0	0	0
Green 2b	4	0	2	0
Hunter p	3	0	1	1
Fingers p	0	0	0	0
Totals	34	2	9	2

Cincinnati	ab	r	h	bi
Rose lf	4	0	1	0
Morgan 2b	4	0	0	0
Tolan cf	4	0	0	0
Bench c	3	0	1	0
Perez 1b	3	1	2	0
Menke 3b	4	0	0	0
Geronimo rf	4	0	0	0
Chaney ss	2	0	0	0
McRae ph	1	0	1	1
Concepcion pr	0	0	0	0
Grimsley p	1	0	0	0
Uhlaender ph	1	0	1	0
Borbon p	0	0	0	0
Hague ph	1	0	0	0
Hall p	0	0	0	0
Javier ph	1	0	0	0
Totals	33	1	6	1

Oakland 011 000 000 2 9 2
Cincinnati 000 000 001 1 6 0

E – Epstein, Hunter. **DP** – Oakland 1, Cincinnati 1. **LOB** – Oakland 8, Cincinnati 8. **2B** – Uhlaender. **HR** – Rudi. **SB** – Morgan, Alou. **CS** – Lewis.

Oakland	ip	h	r	er	bb	so
Hunter (W)	8.2	6	1	1	3	6
Fingers (S)	0.1	0	0	0	0	0
Cincinnati	ip	h	r	er	bb	so
Grimsley (L)	5.0	6	2	2	0	1
Borbon	2.0	0	0	0	1	4
Hall	2.0	3	0	0	2	2

T – 2:26. **A** – 53,224
Umpires – Honochick, Steiner, Umont, Engel, Haller and Pelekoudas.

Cincinnati	ab	r	h	bi
Rose lf	3	0	0	0
Morgan 2b	3	0	0	0
Tolan cf	4	0	1	0
Bench c	4	0	0	0
Perez 1b	3	1	1	0
Menke 3b	2	0	1	0
Geronimo rf	4	0	1	1
Chaney ss	4	0	0	0
Billingham p	4	0	0	0
Carroll p	0	0	0	0
Totals	31	1	4	1

Oakland	ab	r	h	bi
Campaneris ss	3	0	0	0
Alou rf	3	0	0	0
Rudi lf	4	0	1	0
Epstein 1b	2	0	0	0
Bando 3b	4	0	0	0
Hendrick cf	4	0	0	0
Tenace c	3	0	0	0
Green 2b	2	0	1	0
Marquez ph	1	0	1	0
Lewis pr	0	0	0	0
Kubiak 2b	0	0	0	0
Odom p	2	0	0	0
Hegan ph	1	0	0	0
Blue p	0	0	0	0
Fingers p	0	0	0	0
Totals	29	0	3	0

Cincinnati 000 000 100 1 4 2
Oakland 000 000 000 0 3 2

E – Morgan, Bench, Epstein, Tenace. **DP** – Cincinnati 1. **LOB** – Cincinnati 8, Oakland 6. **SB** – Rose, Geronimo, Tolan. **S** – Alou, Menke.

Cincinnati	ip	h	r	er	bb	so
Billingham (W)	8.0	3	0	0	3	7
Carroll (S)	1.0	0	0	0	0	0
Oakland	ip	h	r	er	bb	so
Odom (L)	7.0	3	1	1	2	11
Blue	0.1	1	0	0	1	0
Fingers	1.2	0	0	0	1	3

T – 2:46. **A** – 49,410
Umpires – Steiner, Umont, Engel, Haller, Pelekoudas and Honochick.

Game 4 — October 19
Oakland 3, Cincinnati 2

Game 5 — October 20
Cincinnati 5, Oakland 4

Game 6 — October 21
Cincinnati 8, Oakland 1

Cincinnati	ab	r	h	bi
Rose lf	4	0	0	0
Morgan 2b	3	1	0	0
Tolan cf	4	0	1	2
Bench c	4	0	2	0
Perez 1b	4	0	2	0
McRae rf	4	0	1	0
Geronomo rf	0	0	0	0
Menke 3b	4	0	0	0
Concepcion ss	3	1	1	0
Gullett p	2	0	0	0
Javier ph	0	0	0	0
Borbon p	0	0	0	0
Carroll p	0	0	0	0
Totals	32	2	7	2

Oakland	ab	r	h	bi
Campaneris ss	4	0	0	0
Alou rf	3	0	0	0
Rudi lf	4	0	2	0
Bando 3b	3	0	2	0
Epstein 1b	3	0	0	0
Hegan 1b	1	0	0	0
Hendrick cf	3	0	0	0
Marquez ph	1	0	1	0
Lewis pr	0	1	0	0
Tenace c	4	2	2	1
Green 2b	3	0	1	0
Mincher ph	1	0	1	1
Odom pr	0	0	0	0
Holtzman p	3	0	0	0
Blue p	0	0	0	0
Fingers p	0	0	0	0
Mangual ph	1	0	1	1
Totals	34	3	10	3

Cincinnati	000	000	020	2	7	1
Oakland	000	010	002	3	10	1

E – Perez, Holtzman. **DP** – Cincinnati 1, Oakland 1. **LOB** – Cincinnati 5, Oakland 8. **2B** – Green, Tolan. **HR** – Tenace. **SB** – Bench. **CS** – Perez. **S** – Javier.

Cincinnati	ip	h	r	er	bb	so
Gullett	7.0	5	1	1	1	2
Borbon	1.1	2	1	1	0	0
Carroll (L)	0.0	3	1	1	0	0
Oakland	ip	h	r	er	bb	so
Holtzman	7.2	5	1	1	0	1
Blue	0.1	2	1	1	1	0
Fingers (W)	1.0	0	0	0	0	1

Blue pitched to one batter in the 9th. Carroll pitched to three batters in the 9th.
T – 2:06. A – 49,410
Umpires – Umont, Engel, Haller, Pelekoudas, Honochick and Steiner.

Cincinnati	ab	r	h	bi
Rose lf	5	1	3	2
Morgan 2b	3	2	0	0
Tolan cf	4	0	2	2
Bench c	4	0	0	0
Perez 1b	4	0	1	0
Menke 3b	3	1	1	1
Geronomo rf	4	1	1	0
Chaney ss	1	0	0	0
Hague ph	1	0	0	0
Carroll p	0	0	0	0
Grimsley p	0	0	0	0
Billingham p	0	0	0	0
McGlothlin p	1	0	0	0
Borbon p	0	0	0	0
Uhlhaender ph	1	0	0	0
Hall p	0	0	0	0
Concepcion ph-ss	2	0	0	0
Totals	33	5	8	5

Oakland	ab	r	h	bi
Campaneris ss	5	0	0	0
Alou rf	4	0	0	0
Rudi lf	3	0	0	0
Epstein 1b	2	1	0	0
Hegan 1b	1	0	1	0
Bando 3b	3	1	1	0
Hendrick cf	2	1	1	0
Mangual ph-cf	1	0	0	0
Tenace c	2	1	1	3
Odom pr	0	0	0	0
Green 2b	1	0	0	0
Marquez ph	1	0	1	1
Lewis pr	0	0	0	0
Kubiak 2b	2	0	1	0
Hunter p	2	0	0	0
Fingers p	0	0	0	0
Hamilton p	0	0	0	0
Duncan ph	1	0	1	0
Totals	30	4	7	4

Cincinnati	100	110	011	5	8	0
Oakland	030	100	000	4	7	2

E – Alou, Bando. **DP** – Cincinnati 1, Oakland 1. **LOB** – Cincinnati 6, Oakland 6. **2B** – Perez. **HR** – Rose, Tenace, Menke. **SB** – Tolan 2, Morgan. **S** – Menke, Hendrick, Fingers, Grimsley.

Cincinnati	ip	h	r	er	bb	so
McGlothlin	3.0	2	4	4	2	3
Borbon	1.0	1	0	0	1	0
Hall	2.0	0	0	0	0	1
Carroll	1.2	3	0	0	0	1
Grimsley (W)	0.2	0	0	0	1	0
Billingham (S)	0.2	1	0	0	0	0
Oakland	ip	h	r	er	bb	so
Hunter	4.2	5	3	3	2	2
Fingers (L)	3.2	3	2	2	1	4
Hamilton	0.2	0	0	0	0	0

McGlothlin pitched to two batters in the 4th.
WP – Fingers. **HBP** – Rudi (by McGlothlin) T – 2:26. A – 49,410
Umpires – Engel, Haller, Pelekoudas, Honochick and Steiner and Umont.

Oakland	ab	r	h	bi
Campaneris ss	4	0	0	0
Alou rf	4	0	0	0
Rudi lf	4	0	1	0
Epstein 1b	4	0	0	0
Bando 3b	4	1	2	0
Mangual cf	4	0	2	0
Tenace c	4	0	1	0
Green 2b	2	0	1	1
Marquez ph	1	0	0	0
Kubiak 2b	1	0	0	0
Blue p	1	0	0	0
Locker p	0	0	0	0
Duncan ph	1	0	0	0
Hamilton p	0	0	0	0
Horlen p	0	0	0	0
Totals	34	1	7	1

Cincinnati	ab	r	h	bi
Rose lf	3	1	0	0
Morgan 2b	5	1	2	1
Tolan cf	4	2	2	2
Bench c	2	2	1	1
Perez 1b	3	0	1	1
McRae ph	3	1	1	0
Geronomo rf	1	0	1	2
Menke 3b	4	0	0	0
Concepcion ss	3	1	2	1
Nolan p	1	0	0	0
Grimsley p	1	0	0	0
Borbon p	0	0	0	0
Hall p	2	0	0	0
Totals	32	8	10	8

Oakland	000	010	000	1	7	1
Cincinnati	000	111	50x	8	10	0

E – Mangual. **LOB** – Oakland 7, Cincinnati 6. **2B** – Morgan, Green, McRae. **3B** – Concepcion. **HR** – Bench. **SB** – Tolan, Concepcion 2. **CS** – Rose. **SF** – Concepcion.

Oakland	ip	h	r	er	bb	so
Blue (L)	5.2	4	3	3	2	4
Locker	0.1	1	0	0	0	0
Hamilton	0.2	3	4	4	1	1
Horlen	1.1	2	1	1	2	1
Cincinnati	ip	h	r	er	bb	so
Nolan	4.2	3	1	1	0	3
Grimsley (W)	1.0	1	0	0	1	0
Borbon	1.0	1	0	0	0	0
Hall (S)	2.1	2	0	0	0	1

WP – Horlen.
T – 2:21. A – 52,737
Umpires – Haller, Pelekoudas, Honochick, Steiner, Umont and Engel.

Game 7 — October 22
Oakland 3, Cincinnati 2

Oakland	ab	r	h	bi
Campaneris ss	4	1	2	0
Mangual cf	4	1	0	0
Rudi lf	3	0	0	0
Tenace 1b	3	0	2	2
Lewis pr	0	1	0	0
Hegan 1b	1	0	0	0
Bando 3b	4	0	1	1
Alou rf	3	0	0	0
Duncan c	3	0	0	0
Green 2b	4	0	1	0
Odom p	2	0	0	0
Hunter p	0	0	0	0
Holtzman p	0	0	0	0
Fingers p	1	0	0	0
Totals	32	3	6	3

Cincinnati	ab	r	h	bi
Rose lf	5	1	2	0
Morgan 2b	3	0	1	0
Tolan cf	2	0	0	0
Foster rf	0	0	0	0
Hague ph-rf	1	0	0	0
Bench c	3	0	0	0
Perez 1b	2	1	1	1
Menke 3b	4	0	0	0
Geronimo rf-cf	3	0	0	0
Concepcion ss	3	0	0	0
Billingham p	1	0	0	0
McRae ph	0	0	0	1
Borbon p	0	0	0	0
Carroll p	0	0	0	0
Grimsley p	0	0	0	0
Uhlaender ph	1	0	0	0
Hall p	0	0	0	0
Chaney ph	0	0	0	0
Totals	28	2	4	2

Oakland	100	002	000	3	6	1
Cincinnati	000	010	010	2	4	2

E – Campaneris, Tolan, Concepcion.
DP – Oakland 1. **LOB** – Oakland 8, Cincinnati 8. **2B** – Perez, Tenace, Bando, Morgan. **SB** – Bench. **S** – Mangual, Campaneris. **CS** – Duncan, Morgan. **SF** – McRae, Perez.

Oakland	ip	h	r	er	bb	so
Odom	4.1	2	1	1	4	2
Hunter (W)	2.2	1	1	1	1	3
Holtzman	0.0	1	0	0	0	0
Fingers (S)	2.0	0	0	0	1	0
Cincinnati	ip	h	r	er	bb	so
Billingham	5.0	2	1	0	1	4
Borbon (L)	0.2	3	2	2	0	0
Carroll	1.0	0	0	0	2	1
Grimsley	0.1	0	0	0	1	1
Hall	2.0	1	0	0	0	3

Hunter pitched to one batter in the 8th.
Holtzman pitched to one batter in the 8th.
WP – Hunter. **HPB** – by Fingers (Chaney).
T – 2:50. **A** – 56,040
Umpires – Pelekoudas, Honochick, Steiner, Umont, Engel and Haller.

1973 ALCS

The A's win their second consecutive American League Pennant, defeating Baltimore 3 games to 2. It was the second consecutive year that the ALCS had gone the maximum five games after having been decided in three games each year previously. In a rematch of the 1971 ALCS, it was pitching again that was the key, this time for the A's. Five of the six A's pitchers had ERA's under 2.00 for the series.

Jim Palmer tossed a five-hit shutout to defeat the A's 6-0 in Game 1 but the A's evened the series with a 6-3 win in Game 2. Sal Bando homered twice off Dave McNally and Campy Campaneris and Joe Rudi also homered for the A's. The A's won Game 3, 2-1 in 11 innings as both Ken Holtzman and Mike Cuellar went the distance. Holtzman allowed just three hits and Cuellar had allowed just three before Campaneris homered to lead off the bottom of the 11th. The A's appeared to have the series locked up in Game 4 as they had a 4-0 lead after six innings. Baltimore then scored four times off Vida Blue in the seventh and once off losing pitcher Rollie Fingers in the eighth for a 5-4 win. ALCS MVP Catfish Hunter then tossed a five-hit shutout in Game 5 as the A's won 3-0 to clinch the series.

FINAL STATISTICS

PLAYER	AVG	G	AB	R	H	TB	2B	3B	HR	RBI	SH	SF	HP	BB	IBB	SO	SB	CS	DP	E	SLG	OBP
Alou	.333	4	6	0	2	2	0	0	0	1	0	0	0	0	0	1	0	0	0	0	.333	.333
Andrews	.000	2	1	0	0	0	0	0	0	0	1	0	0	0	0	0	0	0	0	0	.000	.000
Bando	.167	5	18	2	3	9	0	0	2	3	0	0	1	3	0	6	0	0	0	0	.500	.318
Bourque	.000	2	1	0	0	0	0	0	0	0	0	0	0	2	1	1	0	0	0	0	.000	.667
Campaneris	.333	5	21	3	7	14	1	0	2	3	0	0	0	2	0	2	3	0	0	2	.667	.391
Conigliaro	.000	1	4	0	0	0	0	0	0	0	0	0	0	0	0	2	0	0	0	0	.000	.000
Davalillo	.625	4	8	2	5	8	1	1	0	1	0	0	0	1	1	0	0	0	1	1	1.000	.667
Fosse	.091	5	11	2	1	2	1	0	0	3	1	1	0	2	0	2	0	0	0	0	.182	.214
Green	.077	5	13	0	1	2	1	0	0	1	1	0	0	0	0	4	0	0	0	1	.154	.077
Jackson	.143	5	21	0	3	3	0	0	0	0	0	0	0	0	0	6	0	1	0	0	.143	.143
Johnson	.100	4	10	0	1	1	0	0	0	0	0	0	0	2	0	6	0	0	0	0	.100	.250
Kubiak	.000	3	2	0	0	0	0	0	0	0	0	0	0	0	0	1	0	0	1	0	.000	.000
Lewis	—	2	0	1	0	0	0	0	0	0	0	0	0	0	0	0	0	0	0	0	—	—
Mangual	.111	3	9	1	1	1	0	0	0	0	0	0	0	0	0	3	0	0	0	0	.111	.111
Rudi	.222	5	18	1	4	7	0	0	1	3	1	0	0	3	1	1	0	0	0	0	.389	.333
Tenace	.235	5	17	3	4	5	1	0	0	0	0	0	1	2	0	4	0	0	0	0	.294	.350
Totals	.200	5	160	15	32	54	5	1	5	15	4	1	2	17	3	39	3	1	2	4	.338	.283

PITCHER	W	L	ERA	G	GS	CG	GF	SHO	SV	IP	H	R	ER	HR	HB	BB	IBB	SO	WP	BK	AVG
Blue	0	1	10.29	2	2	0	0	0	0	7.0	8	8	8	1	0	5	0	3	1	0	.286
Fingers	0	1	1.93	3	0	0	3	0	1	4.2	4	1	1	1	0	2	0	4	0	0	.250
Holtzman	1	0	0.82	1	1	1	0	0	0	11.0	3	1	1	1	0	1	0	7	0	0	.081
Hunter	2	0	1.65	2	2	1	0	1	0	16.1	12	3	3	0	1	5	1	6	0	0	.200
Odom	0	0	1.80	1	0	0	0	0	0	5.0	6	2	1	0	0	2	0	4	0	0	.286
Pina	0	0	0.00	1	0	0	0	0	0	2.0	3	0	0	0	1	1	0	1	0	0	.333
Totals	3	2	2.74	5	5	2	3	1	1	46.0	36	15	14	3	2	16	1	25	1	0	.211

Game 1 — October 6
Baltimore 6, Oakland 0

Game 2 — October 7
Oakland 6, Baltimore 3

Game 3 — October 9
Oakland 2, Baltimore 1 (11)

Oakland	ab	r	h	bi
Campaneris ss	3	0	1	0
Rudi lf	2	0	0	0
Bando 3b	3	0	0	0
Jackson rf	4	0	1	0
Johnson dh	2	0	0	0
Borque dh	1	0	0	0
Tenace 1b-c	4	0	1	0
Mangual cf	4	0	0	0
Fosse c	2	0	0	0
Davalillo ph-1b	2	0	2	0
Green 2b	2	0	0	0
Alou ph	1	0	0	0
Kubiak 2b	1	0	0	0
Blue p	0	0	0	0
Pina p	0	0	0	0
Odom p	0	0	0	0
Fingers p	0	0	0	0
Totals	31	0	5	0

Baltimore	ab	r	h	bi
Rettenmund rf	4	1	1	0
Grich 2b	5	0	0	0
Blair cf	4	2	1	0
Davis dh	5	1	3	1
Baylor lf	3	2	2	1
Robinson 3b	5	0	0	0
Williams 1b	4	0	2	2
Etchebarren c	3	0	2	1
Belanger ss	3	0	1	1
Palmer p	0	0	0	0
Totals	36	6	12	6

Oakland	000	000	000	0	5	1
Baltimore	400	000	11x	6	12	0

E – Campaneris. **DP** – Oakland 1, Baltimore 1. **LOB** – Oakland 9, Baltimore 12. **2B** – Davis, Williams, Davalillo. **SB** – Campaneris.

Oakland	ip	h	r	er	bb	so
Blue (L)	0.2	3	4	4	2	2
Pina	2.0	3	0	0	1	1
Odom	5.0	6	2	1	2	4
Fingers	0.1	0	0	0	0	0
Baltimore	ip	h	r	er	bb	so
Palmer (W)	9.0	5	0	0	5	12

HBP – by Pina (Etchebarren). **WP** – Blue.

T – 2:51. **A** – 41,279

Umpires – Chylak, Haller, Maloney, Odom, Anthony and McCoy.

Oakland	ab	r	h	bi
Campaneris ss	5	2	3	2
Rudi lf	4	1	2	1
Bando 3b	4	2	2	3
Jackson rf	5	0	0	0
Tenace 1b	3	0	0	0
Johnson dh	4	0	1	0
Mangual cf	4	1	1	0
Fosse c	3	0	0	0
Green 2b	4	0	0	0
Hunter p	0	0	0	0
Fingers p	0	0	0	0
Totals	36	6	9	6

Baltimore	ab	r	h	bi
Bumby lf	4	1	0	0
Coggins rf-cf	5	1	2	0
Davis dh	5	0	2	1
Powell 1b	4	1	0	0
Williams c	4	0	2	1
Blair cf	3	0	0	0
Crowley ph-rf	1	0	0	0
Robinson 3b	3	0	1	1
Hood pr	0	0	0	0
Baker ss	0	0	0	0
Grich 2b	2	0	0	0
Belanger ss	3	0	1	0
Baylor ph	1	0	0	0
Brown 3b	0	0	0	0
McNally p	0	0	0	0
Reynolds p	0	0	0	0
G. Jackson p	0	0	0	0
Totals	35	3	8	3

Oakland	100	002	021	6	9	0
Baltimore	100	001	010	3	8	0

LOB – Oakland 7, Baltimore 9. **2B** – Williams. **HR** – Campaneris, Rudi, Bando 2. **SB** – Campaneris 2. **S** – Fosse.

Oakland	ip	h	r	er	bb	so
Hunter (W)	7.1	7	3	3	3	5
Fingers (S)	1.2	1	0	0	1	1
Baltimore	ip	h	r	er	bb	so
McNally (L)	7.2	7	5	5	2	7
Reynolds	1.0	2	1	1	1	2
G. Jackson	0.1	0	0	0	0	0

WP – McNally. **PB** – Williams.

T – 2:42. **A** – 48,425

Umpires – Haller, Chylak, Maloney, Odom, Anthony and McCoy.

Baltimore	ab	r	h	bi
Rettenmund rf	5	0	0	0
Grich 2b	5	0	1	0
Blair cf	4	0	1	0
Davis dh	3	0	0	0
Baylor lf	4	0	0	0
Robinson 3b	4	0	0	0
Williams 1b	4	1	1	1
Etchebarren c	4	0	0	0
Bellanger ss	4	0	0	0
Cuellar p	0	0	0	0
Totals	37	1	3	1

Oakland	ab	r	h	bi
Campaneris ss	5	1	1	1
Rudi lf	4	0	1	1
Bando 3b	4	0	0	0
Jackson rf	4	0	0	0
Tenace 1b-c	4	0	1	0
Johnson dh	2	0	0	0
Conigliaro cf	4	0	0	0
Fosse c	1	0	0	0
Alou ph	1	0	1	0
Lewis pr	0	1	0	0
Davalillo 1b	1	0	0	0
Green 2b	2	0	0	0
Andrews ph	0	0	0	0
Kubiak 2b	1	0	0	0
Holtzman p	0	0	0	0
Totals	33	2	4	2

Baltimore	010	000	000	00	1	3	0
Oakland	000	000	010	01	2	4	3

None out when winning run scored.
E – Green 2, Davalillo. **DP** – Oakland 1. **LOB** – Baltimore 4, Oakland 5. **HR** – Williams, Campaneris. **S** – Andrews.

Baltimore	ip	h	r	er	bb	so
Cuellar (L)	10.0	4	2	2	3	11
Oakland	ip	h	r	er	bb	so
Holtzman (W)	11.0	3	1	1	1	7

Cuellar pitched to one batter in the 11th.

T – 2:23. **A** – 34,367

Umpires – Maloney, Haller, Anthony, Chylak, McCoy and Odom.

Game 4 — October 10
Baltimore 5, Oakland 4

Game 5 — October 11
Oakland 3, Baltimore 0

Baltimore	ab	r	h	bi	Baltimore	ab	r	h	bi
Rettenmund rf	2	0	0	0	Bumbry lf	3	0	0	0
Grich 2b	4	1	1	1	Coggins rf	4	0	2	0
Blair cf	4	0	1	0	Davis dh	4	0	0	0
Davis dh	4	0	1	0	Williams 1b	3	0	0	0
Williams 1b	3	1	0	0	Blair cf	3	0	0	0
Baylor lf	3	1	1	0	Robinson 3b	4	0	2	0
Robinson 3b	4	1	2	1	Grich 2b	4	0	0	0
Etchebarren c	4	1	2	3	Etchebarren c	3	0	1	0
Belanger ss	4	0	0	0	Belanger ss	2	0	0	0
Palmer p	0	0	0	0	Crowley ph	1	0	0	0
Reynolds p	0	0	0	0	Baker ss	0	0	0	0
Watt p	0	0	0	0	Alexander p	0	0	0	0
G. Jackson p	0	0	0	0	Palmer p	0	0	0	0
Totals	32	5	8	5	Totals	31	0	5	0

Oakland	ab	r	h	bi	Oakland	ab	r	h	bi
Campaneris ss	4	0	1	0	Campaneris ss	4	0	1	0
Rudi lf	4	0	0	0	Rudi lf	4	0	1	1
Bando 3b	3	0	0	0	Bando 3b	4	0	1	0
Jackson rf	4	0	1	0	Jackson cf	4	0	1	0
Tenace 1b-c	3	2	1	0	Tenace 1b	3	1	1	0
Davalillo cf	3	1	2	0	Davalillo cf	2	1	1	1
Mangual ph-cf	1	0	0	0	Alou dh	3	0	1	1
Johnson dh	2	0	0	0	Fosse c	3	1	0	0
Borque dh	0	0	0	0	Green 2b	2	0	0	0
Andrews dh-1b	1	0	0	0	Hunter p	0	0	0	0
Fosse c	2	1	1	3	Totals	29	3	7	3
Lewis pr	0	0	0	0					
Kubiak 2b	0	0	0	0	Baltimore	000	000	000	0 5 2
Green 2b	3	0	1	1	Oakland	001	200	00x	3 7 0
Alou ph	1	0	0	0					
Fingers p	0	0	0	0					
Blue p	0	0	0	0					
Totals	31	4	7	4					

E – Robinson, Bumbry. **DP** – Baltimore
 1. **LOB** – Baltimore 7, Oakland 5. **2B**
 – Etchebarren, Coggins, Campaneris,
 Robinson. **3B** – Davalillo. **SB** – Bumbry.
S – Green.

Baltimore	000	000	410	5	7	0
Oakland	030	001	000	4	8	0

DP – Oakland 2. **LOB** – Baltimore 4,
 Oakland 8. **2B** – Tenace, Fosse, Green,
 Robinson. **HR** – Etchebarren, Grich. **S** –
 Rudi. **SF** – Fosse.

Baltimore	ip	h	r	er	bb	so
Palmer	1.1	4	3	3	2	2
Reynolds	4.2	3	1	1	2	3
Watt	0.1	0	0	0	0	0
G. Jackson (W)	2.2	0	0	0	1	0
Oakland	ip	h	r	er	bb	so
Blue	6.1	5	4	4	3	1
Fingers (L)	2.2	3	1	1	1	3

Baltimore	ip	h	r	er	bb	so
Alexander (L)	3.2	5	3	2	0	1
Palmer	4.1	2	0	0	1	1
Oakland	ip	h	r	er	bb	so
Hunter (W)	9.0	5	0	0	2	1

HBP – by Hunter (Blair), by Alexander
 (Tenace).
T – 2:11. **A** – 24,265
Umpires – Haller, Chylak, Maloney,
 Odom, Anthony and McCoy.

HBP – by Watt (Bando).
T – 2:31. **A** – 27,497
Umpires – Chylak, Haller, Maloney,
 Odom, Anthony and McCoy.

1973 WORLD SERIES

The A's win their second consecutive World Championship, winning Games 6 and 7 to defeat the New York Mets, 4 games to 3. Reggie Jackson was named MVP of the series after hitting .310 with a home run and six RBI and Ken Holtzman was the winning pitcher in two of the A's four victories. The series also featured the "firing" of Mike Andrews by A's owner Charlie Finley after his two 12th inning errors in Game 2 helped the Mets to a 10-7 win. Andrews did make another appearance in the series, grounding out as a pinch hitter in Game 4.

Holtzman picks up the win in the A's 2-1 victory in Game 1. The A's collect just three hits off Mets starter Jon Matlack but all come in the third inning as Holtzman doubles and scores on an error and Joe Rudi has a RBI single. The Mets score four runs off Rollie Fingers in the 12th inning of Game 2 to defeat the A's 10-7, but only one run was earned as Andrews committed two errors. Game 3 went 11 innings but the A's won 3-2 on a RBI single by Campy Campaneris in the top of the 11th. The A's lost Game 4, 6-1 as Rusty Staub was a perfect 4 for 4 to even the series at two games apiece. Jerry Koosman and Tug McGraw then combined to three-hit the A's in a 2-0 win in Game 5 but the A's came back to win the final two games in Oakland. In Game 6, Reggie Jackson doubled twice, singled and drove in two runs in the A's 3-1 victory. The A's had gone the entire series without a home run before Campaneris hit a two-run home run in the third inning in Game 2. Jackson added a two-run homer later in the inning and Darold Knowles retired Wayne Garrett with runners on first and third in the ninth to save the A's 5-2 win.

FINAL STATISTICS

PLAYER	AVG	G	AB	R	H	TB	2B	3B	HR	RBI	SH	SF	HP	BB	IBB	SO	SB	CS	DP	E	SLG	OBP
Alou	.158	7	19	0	3	4	1	0	0	3	0	1	0	0	0	0	0	0	0	0	.211	.150
Andrews	.000	2	3	0	0	0	0	0	0	0	0	0	0	1	0	1	0	0	0	2	.000	.250
Bando	.231	7	26	5	6	9	1	1	0	1	1	0	0	4	1	7	0	0	0	1	.346	.333
Blue	.000	2	4	0	0	0	0	0	0	0	0	0	0	0	0	4	0	0	0	0	.000	.000
Bourque	.500	2	2	0	1	1	0	0	0	0	0	0	0	0	0	0	0	0	0	0	.500	.500
Campaneris	.290	7	31	6	9	14	0	1	1	3	0	0	2	1	0	7	3	0	0	1	.452	.353
Conigliaro	.000	3	3	0	0	0	0	0	0	0	0	0	0	0	0	1	0	0	0	0	.000	.000
Davalillo	.091	6	11	0	1	1	0	0	0	0	0	0	0	2	0	1	0	0	0	0	.091	.231
Fingers	.333	6	3	0	1	1	0	0	0	0	0	0	0	0	0	1	0	0	0	0	.333	.333
Fosse	.158	7	19	0	3	4	1	0	0	0	0	0	0	1	1	4	0	0	0	0	.211	.200
Green	.063	7	16	0	1	1	0	0	0	0	0	0	0	1	0	6	0	1	0	1	.063	.118
Holtzman	.667	3	3	2	2	4	2	0	0	0	0	0	0	0	0	0	0	0	0	0	1.333	.667
Hunter	.000	2	5	0	0	0	0	0	0	0	0	0	0	0	3	0	0	0	0	1	.000	.000
Jackson	.310	7	29	3	9	17	3	1	1	6	0	0	0	2	0	7	0	0	1	0	.586	.355
Johnson	.300	6	10	0	3	4	1	0	0	0	0	0	0	1	0	4	0	0	0	0	.400	.364
Knowles	—	0	0	0	0	0	0	0	0	0	0	0	0	0	0	0	0	0	0	1	—	—
Kubiak	.000	4	3	1	0	0	0	0	0	0	0	0	0	1	0	1	0	0	0	0	.000	.250
Lewis	—	3	0	1	0	0	0	0	0	0	0	0	0	0	0	0	0	0	0	0	—	—
Lindblad	.000	3	1	0	0	0	0	0	0	0	0	0	0	0	0	0	0	0	0	0	.000	.000
Mangual	.000	5	6	0	0	0	0	0	0	0	0	0	0	0	3	0	0	0	0	0	.000	.000
Odom	.000	3	1	0	0	0	0	0	0	0	0	0	0	0	0	1	0	0	0	0	.000	.000
Rudi	.333	7	27	3	9	11	2	0	4	1	0	0	3	0	4	0	1	0	0	0	.407	.400
Tenace	.158	7	19	0	3	4	1	0	0	3	0	0	0	11	1	7	0	2	1	2	.211	.467
Totals	.212	7	241	21	51	75	12	3	2	20	2	1	2	28	3	62	3	4	2	9	.311	.298

PITCHER	W	L	ERA	G	GS	CG	GF	SHO	SV	IP	H	R	ER	HR	HB	BB	IBB	SO	WP	BK	AVG
Blue	0	1	4.91	2	2	0	0	0	0	11.0	10	6	6	2	0	3	0	8	1	0	.222
Fingers	0	1	0.66	6	0	0	3	0	2	13.2	13	5	1	0	1	4	1	8	0	0	.250
Holtzman	2	1	4.22	3	3	0	0	0	10.2	13	5	5	1	0	5	0	6	0	0	0	.310
Hunter	1	0	2.03	2	2	0	0	0	13.1	11	3	3	1	0	4	1	6	1	0	0	.212
Knowles	0	0	0.00	7	0	0	2	0	2	6.1	4	1	0	0	1	5	2	5	0	0	.167
Lindblad	1	0	0.00	3	0	0	2	0	0	3.1	4	0	0	0	0	1	1	1	0	0	.250
Odom	0	0	3.86	2	0	0	0	0	0	4.2	5	2	2	0	2	0	2	1	0	0	.294
Pina	0	0	0.00	2	0	0	0	0	0	3.0	6	2	0	0	1	2	1	0	0	0	.462
Totals	4	3	2.32	7	7	0	7	0	4	66.0	66	24	17	4	3	26	6	36	3	0	.253

Game 1 — October 13
Oakland 2, New York 1

Game 2 — October 14
New York 10, Oakland 7 (12)

New York	ab	r	h	bi
Garrett 3b	5	0	0	0
Millan 2b	4	0	1	0
Mays cf	4	0	1	0
Jones lf	4	1	2	0
Milner 1b	4	0	2	1
Grote c	4	0	0	0
Hahn rf	2	0	0	0
Kranepool ph	1	0	0	0
Harrelson ss	2	0	0	0
Hodges ph	0	0	0	0
Martinez pr	0	0	0	0
Matlack p	0	0	0	0
Boswell ph	1	0	1	0
McGraw p	0	0	0	0
Beauchamp ph	1	0	0	0
Totals	32	1	7	1

Oakland	ab	r	h	bi
Campaneris ss	4	1	1	0
Rudi lf	3	0	1	1
Bando 3b	3	0	1	1
Jackson cf-rf	3	0	0	0
Tenace 1b	3	0	0	0
Alou rf	3	0	0	0
Davalillo cf	0	0	0	0
Fosse c	3	0	0	0
Green 2b	2	0	0	0
Holtzman p	1	1	1	0
Mangual ph	1	0	0	0
Fingers p	1	0	0	0
Knowles p	0	0	0	0
Totals	27	2	4	1

New York	000	100	000	1	7	2
Oakland	002	000	00x	2	4	0

E – Millan, Mays. **DP** – Oakland 2. **LOB** – New York 9, Oakland 5. **2B** – Holtzman, Jones. **3B** – Millan. **SB** – Campaneris. **CS** – Green. **S** – Matlack, Rudi.

New York	ip	h	r	er	bb	so
Matlack (L)	6.0	3	2	2	2	3
McGraw	2.0	1	0	0	1	1
Oakland	ip	h	r	er	bb	so
Holtzman (W)	5.0	4	1	1	3	2
Fingers	3.1	3	0	0	1	3
Knowles (Sv)	0.2	0	0	0	0	0

PB – Fosse.

T – 2:26. **A** – 46,021

Umpires – Springstead, Donatelli, Neudecker, Pryor, Goetz and Wendelstedt.

New York	ab	r	h	bi
Garrett 3b	6	1	1	1
Millan 2b	6	0	0	0
Staub rf	5	0	1	0
Mays pf-cf	2	1	1	1
Jones lf	5	3	3	1
Milner 1b	6	1	2	0
Grote c	6	1	2	0
Hahn cf-rf	7	1	1	1
Harrelson ss	6	1	3	1
Koosman p	1	0	0	0
Sadecki p	0	0	0	0
Theodore ph	1	0	0	0
Parker p	0	0	0	0
Beauchamp ph	1	0	0	0
McGraw p	2	1	1	0
Stone p	0	0	0	0
Totals	54	10	15	5

Oakland	ab	r	h	bi
Campaneris ss	6	2	1	0
Rudi lf	5	1	2	1
Bando 3b	5	2	1	1
Jackson cf	6	1	4	2
Tenace 1b	3	0	1	1
Alou rf	6	0	3	2
Fosse c	5	0	0	0
Green 2b	2	0	0	0
Mangual ph	1	0	0	0
Kubiak 2b	0	0	0	0
Andrews ph-2b	2	0	0	0
Blue p	2	0	0	0
Pina p	0	0	0	0
Knowles p	0	0	0	0
Conigliaro ph	1	0	0	0
Odom p	0	0	0	0
Johnson ph	1	0	1	0
Lewis pr	0	1	0	0
Fingers p	1	0	0	0
Lindblad p	0	0	0	0
Davalillo ph	1	0	0	0
Totals	47	7	13	7

New York	011	004	000	004	1015	1
Oakland	210	000	102	001	713	5

E – Koosman, Bando, Tenace, Andrews 2, Knowles. **DP** – New York 1, Oakland 1. **LOB** – New York 15, Oakland 12. **2B** – Rudi, Alou, Jackson, Johnson, Harrelson. **3B** – Bando, Campaneris, Jackson. **HR** – Jones (off Blue), Garrett (off Blue). **SB** – Campaneris. **CS** – Rudi, Tenace. **S** – McGraw.

New York	ip	h	r	er	bb	so
Koosman	2.1	6	3	3	3	4
Sadecki	1.2	0	0	0	0	3
Parker	1.0	1	0	0	0	0
McGraw (W)	6.0	5	4	4	3	8
Stone (Sv)	1.0	1	0	0	1	0
Oakland	ip	h	r	er	bb	so
Blue	5.1	4	4	4	2	4
Pina	0.0	2	2	0	0	0
Knowles	1.2	1	0	0	2	2
Odom	2.0	2	0	0	0	2
Fingers (L)	2.2	6	4	1	0	2
Lindblad	0.1	0	0	0	0	0

Pina pitched to three batters in the 6th.

McGraw pitched to two batters in the 12th.

HBP – by Pina (Grote), by McGraw (Campaneris), by Fingers (Jones).

T – 4:13. **A** – 49,151

Umpires – Donatelli, Neudecker, Pryor, Goetz, Wendelstedt and Springstead.

Game 3 — October 16
Oakland 3, New York 2 (11)

Game 4 — October 17
New York 6, Oakland 1

Game 5 — October 18
New York 2, Oakland 0

Oakland	ab	r	h	bi
Campaneris ss	6	1	3	1
Rudi lf	5	0	2	1
Bando 3b	4	1	2	0
Jackson rf	5	0	0	0
Tenace 1b-c	3	0	1	1
Davalillo cf-1b	5	0	1	0
Fosse c	2	0	0	0
Borque ph-1b	2	0	1	0
Lewis pr	0	0	0	0
Lindblad p	1	0	0	0
Fingers p	0	0	0	0
Green 2b	2	0	0	0
Alou ph	1	0	0	0
Kubiak 2b	1	1	0	0
Hunter p	2	0	0	0
Johnson ph	1	0	0	0
Knowles p	0	0	0	0
Mangual ph-cf	2	0	0	0
Totals	42	3	10	3

New York	ab	r	h	bi
Garrett 3b	4	1	2	1
Millan 2b	5	1	2	0
Staub rf	6	0	2	0
Jones lf	5	0	0	0
Milner 1b	3	0	1	0
Grote c	5	0	0	0
Hahn cf	5	0	1	0
Harrelson ss	5	0	2	0
Seaver p	3	0	0	0
Beauchamp ph	1	0	0	0
Sadecki p	0	0	0	0
McGraw p	0	0	0	0
Mays ph	1	0	0	0
Parker p	0	0	0	0
Totals	43	2	10	1

Oakland	000	001	010	01	310	1
New York	200	000	000	00	210	2

E – Hunter, Millan 2. **LOB** – Oakland 10, New York 14. **2B** – Rudi, Hahn, Bando, Tenace, Staub. **HR** – Garrett (off Hunter). **SB** – Campaneris. **S** – Bando, Millan.

Oakland	ip	h	r	er	bb	so
Hunter	6.0	7	2	2	3	5
Knowles	2.0	0	0	0	1	0
Lindblad (W)	2.0	3	0	0	1	0
Fingers (Sv)	1.0	0	0	0	0	0
New York	ip	h	r	er	bb	so
Seaver	8.0	7	2	2	1	12
Sadecki	0.0	1	0	0	0	0
McGraw	2.0	1	0	0	1	1
Parker (L)	1.0	1	1	0	1	1

Sadecki pitched to two batters in the 9th. Lindblad pitched to one batter in the 11th.

WP – Hunter. **PB** – Grote.

T – 3:15. **A** – 54,817

Umpires – Neudecker, Pryor, Goetz, Wendelstedt, Springstead and Donatelli.

Oakland	ab	r	h	bi
Campaneris ss	4	0	0	0
Rudi lf	4	0	1	0
Bando 3b	3	1	0	0
Jackson cf	4	0	1	0
Tenace 1b	3	0	1	1
Alou rf	4	0	0	0
Fosse c	4	0	1	0
Green 2b	1	0	0	0
Mangual ph	1	0	0	0
Kubiak 2b	1	0	0	0
Johnson ph	1	0	1	0
Holtzman p	0	0	0	0
Odum p	1	0	0	0
Knowles p	0	0	0	0
Conigliaro ph	1	0	0	0
Pina p	0	0	0	0
Andrews ph	1	0	0	0
Lindblad p	0	0	0	0
Davalillo ph	0	0	0	0
Totals	33	1	5	1

New York	ab	r	h	bi
Garrett 3b	4	2	1	0
Millan 2b	5	1	1	0
Staub rf	4	1	4	5
Jones lf	3	0	1	0
Theodore lf	1	0	0	0
Milner 1b	3	0	0	0
Grote c	4	0	3	0
Hahn cf	4	1	1	0
Harrelson ss	2	1	1	0
Matlack p	3	0	1	0
Sadecki p	0	0	0	0
Totals	33	6	13	5

Oakland	000	100	000	1	5	1
New York	300	300	00x	6	13	1

E – Green, Garrett. **DP** – Oakland 4. **LOB** – Oakland 9, New York 10. **HR** – Staub (off Holtzman).

Oakland	ip	h	r	er	bb	so
Holtzman (L)	0.1	4	3	3	1	0
Odum	2.2	3	2	2	2	0
Knowles	1.0	1	1	0	1	1
Pina	3.0	4	0	0	2	0
Lindblad	1.0	1	0	0	0	1
New York	ip	h	r	er	bb	so
Matlack (W)	8.0	3	1	0	2	5
Sadecki (Sv)	1.0	2	0	0	1	2

Odum pitched to two batters in the 4th. **WP** – Odum. **HBP** – by Knowles (Garrett), by Matlack (Campaneris).

T – 2:41. **A** – 54,817

Umpires – Pryor, Goetz, Wendelstedt, Springstead, Donatelli and Neudecker.

Oakland	ab	r	h	bi
Campaneris ss	3	0	1	0
Rudi lf	4	0	0	0
Bando 3b	3	0	1	0
Jackson cf	3	0	0	0
Tenace 1b	1	0	0	0
Odum pr	0	0	0	0
Bourque 1b	0	0	0	0
Alou rf	4	0	0	0
Fosse c	4	0	1	0
Green 2b	2	0	0	0
Johnson ph	0	0	0	0
Lewis pr	0	0	0	0
Kubiak 2b	1	0	0	0
Blue p	2	0	0	0
Knowles p	0	0	0	0
Mangual ph	1	0	0	0
Fingers p	0	0	0	0
Conigliaro ph	1	0	0	0
Totals	29	0	3	0

New York	ab	r	h	bi
Garrett 3b	3	0	0	0
Millan 2b	4	0	0	0
Staub rf	3	0	1	0
Jones lf	4	1	2	0
Milner 1b	4	0	2	1
Grote c	3	1	1	0
Hahn cf	4	0	1	1
Harrelson ss	2	0	0	0
Koosman p	3	0	0	0
McGraw p	1	0	0	0
Totals	31	2	7	2

Oakland	000	000	000	0	3	1
New York	010	001	00x	2	7	1

E – Campaneris, Garrett. **DP** – New York 1. **LOB** – Oakland 9, New York 10. **2B** – Jones, Fosse. **3B** – Hahn. **S** – Grote.

Oakland	ip	h	r	er	bb	so
Blue (L)	5.2	6	2	2	1	4
Knowles	0.1	0	0	0	1	1
Fingers	2.0	1	0	0	2	1
New York	ip	h	r	er	bb	so
Koosman (W)	6.1	3	0	0	4	4
McGraw (Sv)	2.2	0	0	0	3	3

WP – Blue.

T – 2:39. **A** – 54,817

Umpires – Goetz, Wendelstedt, Springstead, Donatelli, Neudecker and Pryor.

Game 6 — October 20
Oakland 3, New York 1

Game 7 — October 21
Oakland 5, New York 2

New York	ab	r	h	bi
Garrett 3b	3	0	1	0
Millan 2b	4	0	1	1
Staub rf	4	0	1	0
Jones lf	4	0	0	0
Milner 1b	4	0	1	0
Grote c	4	0	1	0
Hahn cf	3	0	0	0
Kranepool ph	1	0	0	0
Harrelson ss	3	0	0	0
Seaver p	2	0	0	0
Boswell ph	1	1	1	0
McGraw p	0	0	0	0
Totals	33	1	6	1

Oakland	ab	r	h	bi
Campaneris ss	4	0	0	0
Rudi lf	3	1	1	0
Bando 3b	4	1	1	0
Jackson rf-cf	4	1	3	2
Tenace c-1b	3	0	0	0
Davalillo cf	2	0	0	0
Alou ph	0	0	0	1
Johnson 1b	4	0	1	0
Fosse c	0	0	0	0
Green 2b	3	0	1	0
Hunter p	3	0	0	0
Knowles p	0	0	0	0
Fingers p	0	0	0	0
Totals	30	3	7	3

New York	000	000	010	1	6	2
Oakland	101	000	01x	3	7	0

E – Garrett, Hahn. **DP** – New York 1.
LOB – New York 6, Oakland 7. **2B** –
Jackson 2. **CS** – Tenace. **SF** – Alou.

New York	ip	h	r	er	bb	so
Seaver (L)	7.0	6	2	2	2	6
McGraw	1.0	1	1	0	1	1
Oakland	ip	h	r	er	bb	so
Hunter (W)	7.1	4	1	1	1	1
Knowles	0.1	2	0	0	0	1
Fingers (Sv)	1.1	0	0	0	0	0

WP – Seaver.
T – 2:07. **A** – 49,333
Umpires – Wendelstedt, Springstead,
Donatelli, Neudecker, Pryor and Goetz.

New York	ab	r	h	bi
Garrett 3b	5	0	0	0
Millan 2b	4	1	1	0
Staub rf	4	0	2	1
Jones lf	3	0	0	0
Milner 1b	3	1	0	0
Grote c	4	0	1	0
Hahn cf	4	0	3	0
Harrelson ss	4	0	0	0
Mattack p	1	0	0	0
Parker p	0	0	0	0
Beauchamp ph	1	0	0	0
Sadecki p	0	0	0	0
Bowell ph	1	0	1	0
Martinez pr	0	0	0	0
Totals	35	2	8	1

Oakland	ab	r	h	bi
Campaneris ss	4	2	3	2
Rudi lf	3	1	2	1
Bando 3b	4	0	0	0
Jackson cf-ff	4	1	1	2
Tenace c-1b	3	0	0	0
Alou rf	1	0	0	0
Davalillo ph-cf	3	0	0	0
Johnson 1b	3	0	0	0
Fosse c	1	0	1	0
Green 2b	4	0	0	0
Holtzman p	2	1	1	0
Fingers p	1	0	1	0
Knowles p	0	0	0	0
Totals	55	5	9	5

New York	000	001	001	2	8	1
Oakland	004	010	00x	5	9	1

E – Jones, Tenace. **DP** – Oakland 1. **LOB** –
New York 8, Oakland 6. **2B** – Holtzman,
Millan, Staub. **HR** – Campaneris (off Mat-
tack), Jackson (off Mattack).

New York	ip	h	r	er	bb	so
Mattack (L)	2.2	4	4	4	1	3
Parker	1.1	0	0	0	0	1
Sadecki	2.0	2	1	1	0	1
Stone	2.0	3	0	0	0	3
Oakland	ip	h	r	er	bb	so
Holtzman (W)	5.1	5	1	1	1	4
Fingers	3.1	3	1	0	1	2
Knowles (Sv)	0.1	0	0	0	0	0

T – 2:37. **A** – 49,333
Umpires – Springstead, Donatelli,
Neudecker, Pryor, Goetz and Wendel-
stedt.

1974 ALCS

The A's and Orioles square off in the American League Championship Series for the third time in the last four years and the A's win their third straight American League Pennant, defeating the Orioles 3 games to 1. Pitching was the key as Vida Blue, Ken Holtzman and Blue Moon Odom combined for 21.1 innings of scoreless pitching. Ray Fosse paced the A's offense with a .333 batting average, one home run and three RBI.

The A's lose Game 1 of the series, 6-3 as Paul Blair, Brooks Robinson and Bobby Grich all homer off A's starter Catfish Hunter. Ken Holtzman gets the A's back on track in Game 2 with a five-hit shutout in the A's 5-0 win and Ray Fosse adds three hits and three RBI. Game 3 is a pitchers duel between ALCS MVP Vida Blue and Jim Palmer and Blue comes out on the winning end when Sal Bando hits a solo home run in the fourth inning for the only run of the game. Palmer would allow just three other hits but Blue allowed just two and did not walk a batter. Jim Hunter tosses seven scoreless innings in Game 5 and A's pitchers extend their scoreless streak to 30 innings before Rollie Fingers allows a run in the ninth in the A's 2-1 win. The A's collect just one hit but walk 11 times.

FINAL STATISTICS

PLAYER	AVG	G	AB	R	H	TB	2B	3B	HR	RBI	SH	SF	HP	BB	IBB	SO	SB	CS	DP	E	SLG	OBP
Alou	1.000	1	1	0	1	1	0	0	0	0	0	0	0	0	0	0	0	0	0	0	1.000	1.000
Bando	.231	4	13	4	3	9	0	0	2	2	0	0	0	4	0	0	0	0	0	0	.692	.412
Campaneris	.176	4	17	0	3	3	0	0	0	3	0	1	0	0	0	3	1	1	1	0	.176	.167
Fosse	.333	4	12	1	4	8	1	0	1	3	1	0	0	1	0	2	0	0	0	0	.667	.385
Green	.222	4	9	0	2	2	0	0	0	1	0	0	0	2	0	1	0	0	0	2	.222	.364
Holt	—	2	0	0	0	0	0	0	0	0	0	0	0	1	1	0	0	0	0	0	—	1.000
Jackson	.167	4	12	0	2	3	1	0	0	1	0	0	0	5	0	2	0	0	0	0	.250	.412
Mangual	.250	1	4	0	1	1	0	0	0	0	0	0	0	0	0	0	0	0	0	0	.250	.250
Maxvill	.000	1	1	0	0	0	0	0	0	0	0	0	0	0	0	1	0	0	0	0	.000	.000
North	.063	4	16	3	1	2	1	0	0	0	0	0	0	2	0	1	1	0	0	0	.125	.167
Rudi	.154	4	13	0	2	4	0	1	0	1	0	0	0	3	2	2	0	0	0	0	.308	.313
Tenace	.000	4	11	1	0	0	0	0	0	1	0	0	0	4	0	4	1	0	1	0	.000	.267
Trillo	—	1	0	1	0	0	0	0	0	0	0	0	0	0	0	0	0	0	0	0	—	—
Washington, C	.273	4	11	1	3	4	1	0	0	0	0	0	1	0	0	0	0	0	1	0	.364	.333
Washington, W	—	2	0	0	0	0	0	0	0	0	0	0	0	0	0	0	0	2	0	0	—	—
Totals	.183	4	120	11	22	37	4	1	3	11	2	1	1	22	3	16	3	3	3	2	.308	.313

PITCHER	W	L	ERA	G	GS	CG	GF	SHO	SV	IP	H	R	ER	HR	HB	BB	IBB	SO	WP	BK	AVG
Blue	1	0	0.00	1	1	1	0	1	0	9.0	2	0	0	0	0	0	0	7	0	0	.067
Fingers	0	0	3.00	2	0	0	2	0	1	3.0	3	1	1	0	0	1	0	3	0	0	.250
Holtzman	1	0	0.00	1	1	1	0	1	0	9.0	5	0	0	0	0	2	0	3	0	0	.167
Hunter	1	1	4.63	2	2	0	0	0	0	11.2	11	6	6	3	0	2	0	6	0	0	.268
Odom	0	0	0.00	1	0	0	0	0	0	3.1	1	0	0	0	0	0	0	1	0	0	.091
Totals	3	1	1.75	4	4	2	2	2	1	36.0	22	7	7	3	0	5	0	20	0	0	.177

Game 1 — October 5
Baltimore 6, Oakland 3

Game 2 — October 6
Oakland 5, Baltimore 0

Game 3 — October 8
Oakland 1, Baltimore 0

Baltimore	ab	r	h	bi
Coggins rf	4	0	0	0
Blair cf	4	2	2	2
Grich 2b	4	2	2	2
Davis dh	4	0	2	1
Powell 1b	4	0	0	0
Baylor lf	4	0	2	0
Robinson 3b	4	1	1	1
Hendricks c	4	1	1	0
Belanger ss	3	0	0	0
Cuellar p	0	0	0	0
Grimsley p	0	0	0	0
Totals	35	6	10	6

Oakland	ab	r	h	bi
North cf	5	2	1	0
Campaneris ss	4	0	3	3
Jackson rf	4	0	0	0
Bando 3b	4	0	1	0
Rudi lf	4	0	0	0
Tenace 1b	3	0	0	0
Mangual dh	4	0	1	0
Fosse c	2	0	1	0
Alou ph	1	0	1	0
Trillo pr	0	1	0	0
Green 2b	2	0	0	0
C. Washington ph	1	0	1	0
Hunter p	0	0	0	0
Odum p	0	0	0	0
Fingers p	0	0	0	0
Totals	34	3	9	3

Baltimore	100	140	000	6	10	0
Oakland	001	010	001	3	9	0

DP – Oakland 1. **LOB** – Baltimore 3, Oakland 9. **2B** – Grich, North, C. Washington. **HR** – Blair, Robinson, Grich. **SB** – North, Campaneris. **S** – Belanger. **SF** – Campaneris.

Baltimore	ip	h	r	er	bb	so
Cuellar (W)	8.0	9	3	3	4	4
Grimsley	1.0	0	0	0	0	0
Oakland	ip	h	r	er	bb	so
Hunter (L)	4.2	8	6	6	0	3
Odum	3.1	1	0	0	0	1
Fingers	1.0	1	0	0	0	1

Cuellar pitched to two batters in the 9th.

PB – Fosse.

T – 2:29. **A** – 41,609

Umpires – Napp, Neudecker, Goetz, Phillips, Springstead and Deegan.

Baltimore	ab	r	h	bi
Belanger ss	3	0	0	0
Motton ph	1	0	0	0
Baker ss	0	0	0	0
Blair cf	3	0	1	0
Grich 2b	4	0	0	0
Davis dh	4	0	1	0
Baylor lf	4	0	0	0
Robinson 3b	2	0	0	0
Williams 1b	3	0	0	0
Cabell rf	3	0	1	0
Etchebarren c	3	0	2	0
Bumbry pr	0	0	0	0
Hendricks c	0	0	0	0
McNally p	0	0	0	0
Garland p	0	0	0	0
Reynolds p	0	0	0	0
G. Jackson p	0	0	0	0
Totals	30	0	5	0

Oakland	ab	r	h	bi
Campaneris ss	4	0	0	0
North cf	2	1	0	0
Bando 3b	3	1	1	1
Jackson dh	3	0	0	0
H. Washington pr	0	0	0	0
Rudi lf	4	0	2	1
Tenace 1b	3	1	0	0
C. Washington rf	4	1	1	0
Fosse c	4	1	3	3
Green 2b	1	0	1	0
Holt ph	0	0	0	0
Odum pr	0	0	0	0
Maxwill 2b	1	0	0	0
Holtzman p	0	0	0	0
Totals	29	5	8	5

Baltimore	000	000	000	0	5	2
Oakland	000	101	03x	5	8	0

E – Grich, Baker. **DP** – Baltimore 2, Oakland 2. **LOB** – Baltimore 5, Oakland 7. **2B** – Fosse. **3B** – Rudi. **HR** – Bando, Fosse. **SB** – Tenace. **S** – Green.

Baltimore	ip	h	r	er	bb	so
McNally (L)	5.2	6	2	1	2	2
Garland	0.2	1	0	0	1	0
Reynolds	1.1	0	1	0	3	1
G. Jackson	0.1	1	2	0	0	1
Oakland	ip	h	r	er	bb	so
Holtzman (W)	9.0	5	0	0	2	3

WP – McNally.

T – 2:23. **A** – 42,810

Umpires – Neudecker, Goetz, Phillips, Springstead, Deegan and Napp.

Oakland	ab	r	h	bi
Campaneris ss	4	0	0	0
North cf	4	0	0	0
Bando 3b	4	1	1	1
Jackson dh	4	0	1	0
Rudi lf	4	0	0	0
Tenace 1b	2	0	0	0
H. Washington pr	0	0	0	0
Holt 1b	0	0	0	0
C. Washington rf	2	0	1	0
Fosse c	2	0	0	0
Green 2b	3	0	1	0
Blue p	0	0	0	0
Totals	29	1	4	1

Baltimore	ab	r	h	bi
Coggins rf	3	0	0	0
Cabell ph	1	0	0	0
Blair cf	4	0	0	0
Grich 2b	4	0	1	0
Davis dh	3	0	0	0
Baylor lf	3	0	1	0
Robinson 3b	3	0	0	0
Williams 1b	3	0	0	0
Etchebarren c	3	0	0	0
Belanger ss	3	0	0	0
Palmer p	0	0	0	0
Totals	30	0	2	0

Oakland	000	100	000	1	4	2
Baltimore	000	000	000	0	2	1

E – Williams, Green 2. **DP** – Baltimore 1. **LOB** – Oakland 4, Baltimore 3. **HR** – Bando. **S** – Fosse.

Oakland	ip	h	r	er	bb	so
Blue (W)	9.0	2	0	0	0	7
Baltimore	ip	h	r	er	bb	so
Palmer (L)	9.0	4	1	1	1	4

HBP – by Palmer (C. Washington).

T – 1:57. **A** – 32,060

Umpires – Goetz, Phillips, Springstead, Deegan, Napp and Neudecker.

Game 4 — October 9
Oakland 2, Baltimore 1

Oakland	ab	r	h	bi
Campaneris ss	5	0	0	0
North cf	5	0	0	0
Bando 3b	2	2	0	0
Jackson dh	1	0	1	1
Odom pr	0	0	0	0
Rudi lf	1	0	0	0
Tenace 1b	3	0	0	1
C. Washington rf	4	0	0	0
Fosse c	4	0	0	0
Green 2b	3	0	0	0
Hunter p	0	0	0	0
Fingers p	0	0	0	0
Totals	28	2	1	2

Baltimore	ab	r	h	bi
Coggins rf	4	0	0	0
Blair cf	3	1	1	0
Grich 2b	4	0	1	0
Davis dh	4	0	1	0
Cabell pr	0	0	0	0
Powell 1b	4	0	1	1
Palmer pr	0	0	0	0
Baylor lf	4	0	1	0
Robinson 3b	3	0	0	0
Hendricks c	2	0	0	0
Belanger ss	0	0	0	0
Bumbry ph	1	0	0	0
Baker ss	0	0	0	0
Cuellar p	0	0	0	0
Grimsley p	0	0	0	0
Totals	29	1	5	1

Oakland	000	010	100	2	1	0
Baltimore	000	000	001	1	5	1

E – Belanger. **DP** – Oakland 1, Baltimore 1. **LOB** – Oakland 10, Baltimore 5. **2B** – Jackson. **S** – Belanger.

Oakland	ip	h	r	er	bb	so
Hunter (W)	7.0	3	0	0	2	3
Fingers (Sv)	2.0	2	1	1	1	2
Baltimore	ip	h	r	er	bb	so
Cuellar (L)	4.2	0	1	1	9	2
Grimsley	4.1	1	1	1	2	2

WP – Cuellar.

T – 2:46. **A** – 28,136

Umpires – Phillips, Springstead, Deegan, Napp, Neudecker and Goetz.

1974 WORLD SERIES

The A's win their third consecutive World Championship to become the first team to win at least three straight since the New York Yankees won five straight, 1949-53. The A's defeated the Los Angeles Dodgers in five games in a series where four of the five games were decided by a 3-2 score. Bert Campaneris hit .353 in the series and Joe Rudi topped the A's with four RBI. World Series MVP Rollie Fingers had a win and two saves while posting a 1.93 ERA and the A's used just five pitchers the entire series.

The A's open the series with a 3-2 win as Rollie Fingers pitched 4.1 innings of relief for the win before Catfish Hunter comes on to strike out Joe Ferguson in the bottom of the ninth with the tying run at first base. The Dodgers even the series with a 3-2 win in Game 2 as Don Sutton shuts out the A's on four hits over the first eight innings. Joe Rudi has a two-run single in the ninth but the A's rally falls short. Hunter started Game 3 and kept the Dodgers off the board over the first seven innings in a 3-2 win. Ken Holtzman was the winning pitcher in the A's 5-2 win in Game 4 and he also contributed to the A's offense with a solo home run in the third inning. The A's trailed 2-1 entering the bottom of the sixth but scored four times, highlighted by Jim Holt's two-run pinch hit single. Rollie Fingers clinched his series MVP honors by pitching two scoreless innings for the save in the A's 3-2 win in Game 5. Joe Rudi homered to lead off the seventh inning to break a 2-2 tie.

FINAL STATISTICS

PLAYER	AVG	G	AB	R	H	TB	2B	3B	HR	RBI	SH	SF	HP	BB	IBB	SO	SB	CS	DP	E	SLG	OBP
Alou	.000	1	1	0	0	0	0	0	0	0	0	0	0	0	0	1	0	0	0	0	.000	.000
Bando	.063	5	16	3	1	1	0	0	0	2	0	1	1	2	0	5	0	0	0	0	.063	.200
Blue	.000	2	4	0	0	0	0	0	0	0	0	0	0	0	0	4	0	0	0	0	.000	.000
Campaneris	.353	5	17	1	6	8	2	0	0	2	2	0	1	0	0	2	1	1	0	2	.471	.389
Fingers	.000	4	2	0	0	0	0	0	0	0	0	0	0	0	0	1	0	0	0	0	.000	.000
Fosse	.143	5	14	1	2	5	0	0	1	1	0	0	0	1	0	5	0	0	0	0	.357	.200
Green	.000	5	13	1	0	0	0	0	0	1	1	0	0	1	0	4	0	0	0	1	.000	.071
Haney	—	2	0	0	0	0	0	0	0	0	0	0	0	0	0	0	0	0	0	0	—	—
Holt	.667	4	3	0	2	2	0	0	0	2	0	0	0	0	0	0	0	0	0	0	.667	.667
Holtzman	.500	2	4	2	2	6	1	0	1	1	0	0	0	1	0	1	0	0	0	0	1.500	.600
Hunter	.000	2	2	0	0	0	0	0	0	0	0	0	0	0	0	2	0	0	0	0	.000	.000
Jackson	.286	5	14	3	4	8	1	0	1	1	0	0	0	5	0	3	1	0	0	1	.571	.474
Mangual	.000	1	1	0	0	0	0	0	0	0	0	0	0	0	0	1	0	0	0	0	.000	.000
Maxvill	—	2	0	0	0	0	0	0	0	0	0	0	0	0	0	0	0	0	0	0	—	—
North	.059	5	17	3	1	1	0	0	0	0	1	0	0	2	0	5	1	1	1	1	.059	.158
Rudi	.333	5	18	1	6	9	0	0	1	4	1	0	0	0	0	3	0	0	1	0	.500	.333
Tenace	.222	5	9	0	2	2	0	0	0	0	1	0	0	3	0	4	0	0	1	0	.222	.417
Washington, C	.571	5	7	1	4	4	0	0	0	0	0	0	0	1	1	1	0	1	0	0	.571	.625
Washington, H	—	3	0	0	0	0	0	0	0	0	0	0	0	0	0	0	0	0	0	0	—	—
Totals	.211	5	142	16	30	46	4	0	4	14	7	1	2	16	1	42	3	3	3	5	.324	.298

PITCHER	W	L	ERA	G	GS	CG	GF	SHO	SV	IP	H	R	ER	HR	HB	BB	IBB	SO	WP	BK	AVG
Blue	0	1	3.29	2	2	0	0	0	0	13.2	10	5	5	1	0	7	0	9	0	0	.217
Fingers	1	0	1.93	4	0	0	3	0	2	9.1	8	2	2	2	1	2	0	6	0	0	.242
Holtzman	1	0	1.50	2	2	0	0	0	0	12.0	13	3	2	0	0	4	0	10	1	0	.277
Hunter	1	0	1.17	2	1	0	1	0	1	7.2	5	1	1	1	0	2	0	5	0	0	.179
Odom	1	0	0.00	2	0	0	1	0	0	1.1	0	0	0	0	0	1	0	2	0	0	.000
Totals	4	1	2.05	5	5	0	5	0	3	44.0	36	11	10	4	1	16	0	32	1	0	.228

Game 1 — October 12
Oakland 3, Los Angeles 2

Game 2 — October 13
Los Angeles 3, Oakland 2

Game 3 — October 15
Oakland 3, Los Angeles 2

Oakland	ab	r	h	bi
Campaneris ss	2	1	1	1
North cf	2	0	0	0
Bando 3b	4	0	0	0
Jackson rf	3	1	1	1
C. Washington rf	0	0	0	0
Rudi lf	4	0	2	0
Tenace 1b	3	0	1	0
Fosse c	3	0	0	0
Green 2b	3	0	0	0
Holt ph	1	0	0	0
Maxvill 2b	0	0	0	0
Holtzman p	1	1	1	0
Fingers p	2	0	0	0
Hunter p	0	0	0	0
Totals	28	3	6	2

Los Angeles	ab	r	h	bi
Lopes 2b	5	1	0	0
Buckner lf	5	0	2	0
Wynn cf	4	1	1	1
Garvey 1b	5	0	2	0
Paciorek pr	0	0	0	0
Ferguson rf-c	3	0	0	0
Cey 3b	3	0	1	0
Russell ss	4	0	1	0
Yeager c	3	0	1	0
Crawford ph	1	0	1	0
Messersmith p	3	0	2	0
Joshua ph ph	1	0	0	0
Marshall p	0	0	0	0
Totals	37	2	11	1

Oakland	010	010	010	3	6	2
Los Angeles	000	010	001	2	11	1

E – Campaneris, Jackson, Cey. **DP** – Oakland 1, Los Angeles 1. **LOB** – Oakland 6, Los Angeles 12. **2B** – Holtzman. **HR** – Jackson (off Messersmith), Wynn (off Fingers). **CS** – Buckner, North. **S** – Campaneris 2, North, Tenace.

Oakland	ip	h	r	er	bb	so
Holtzman	4.1	7	1	0	2	3
Fingers (W)	4.1	4	1	1	1	3
Hunter (Sv)	0.1	0	0	0	0	1
Los Angeles	ip	h	r	er	bb	so
Messersmith (L)	8.0	5	3	2	3	8
Marshall	1.0	1	0	0	1	1

WP – Messersmith. **HBP** – by Fingers (Ferguson).
T – 2:43. **A** – 55,974
Umpires – Gorman, Kunkel, Harvey, Denkinger, Olsen and Luciano.

Oakland	ab	r	h	bi
Campaneris ss	4	0	1	0
North cf	4	0	0	0
Haney c	0	0	0	0
Bando 3b	3	1	0	0
Jackson rf	3	1	2	0
Rudi lf	4	0	1	2
H. Washington pr	0	0	0	0
Tenace 1b	3	0	0	0
Fosse c	2	0	0	0
Alou ph	1	0	0	0
Odom p	0	0	0	0
Mangual ph	1	0	0	0
Green 2b	2	0	0	0
Holt ph	1	0	1	0
Maxvill pr	0	0	0	0
Blue p	2	0	0	0
C. Washington ph	1	0	1	0
Totals	31	2	6	2

Los Angeles	ab	r	h	bi
Lopes 2b	4	0	0	0
Buckner lf	4	0	0	0
Wynn cf	3	0	0	0
Garvey 1b	4	1	2	0
Ferguson rf	3	1	1	2
Cey 3b	3	1	0	0
Russell ss	3	0	1	0
Yeager c	3	0	2	1
Sutton p	2	0	0	0
Marshall p	0	0	0	0
Totals	29	3	6	3

Oakland	000	000	002	2	6	0
Los Angeles	010	002	00x	3	6	1

E – Russell. **DP** – Los Angeles 2. **LOB** – Oakland 5, Los Angeles 6. **2B** – Campaneris, Jackson. **HR** – Ferguson (off Blue). **SB** – Ferguson. **S** – Sutton.

Oakland	ip	h	r	er	bb	so
Blue (L)	7.0	6	3	3	2	5
Odom	1.0	0	0	0	1	2
Los Angeles	ip	h	r	er	bb	so
Sutton (W)	8.0	5	2	2	2	9
Marshall (Sv)	1.0	1	0	0	0	2

Sutton pitched to two batters in the 9th.
WP – Sutton. **HBP** – by Sutton (Bando).
T – 2:40. **A** – 55,989
Umpires – Kunkel, Harvey, Denkinger, Olsen, Luciano and Gorman.

Los Angeles	ab	r	h	bi
Lopes 2b	3	0	2	0
Buckner lf	4	1	1	1
Wynn cf	4	0	1	0
Garvey 1b	4	0	1	0
Crawford rf	4	1	1	1
Ferguson c	3	0	0	0
Auerbach pr	0	0	0	0
Cey 3b	4	0	0	0
Russell ss	4	0	1	0
Yeager c	3	0	2	0
Downing p	1	0	0	0
Brewer p	0	0	0	0
Lacy ph	1	0	0	0
Hough p	0	0	0	0
Joshua ph	1	0	0	0
Marshall p	0	0	0	0
Totals	33	2	7	2

Oakland	ab	r	h	bi
North cf	4	1	1	0
Campaneris ss	4	0	2	1
Bando 3b	3	1	0	0
Jackson rf	3	0	0	0
C. Washington rf	0	0	0	0
Rudi lf	4	0	1	1
Tenace 1b	2	0	1	0
H. Washington pr	0	0	0	0
Holt 1b	0	0	0	0
Fosse c	4	0	0	0
Green 2b	3	1	0	0
Hunter p	2	0	0	0
Fingers p	0	0	0	0
Totals	29	3	5	2

Los Angeles	000	000	011	2	7	2
Oakland	002	100	00x	3	5	2

E – Ferguson 2, Campaneris, Green. **DP** – Oakland 3. **LOB** – Los Angeles 6, Oakland 8. **2B** – Campaneris. **HR** – Buckner (off Hunter), Crawford (off Fingers). **SB** – Lopes 2, Jackson. **S** – Hunter.

Los Angeles	ip	h	r	er	bb	so
Downing (L)	3.2	4	3	1	4	3
Brewer	0.1	0	0	0	0	1
Hough	2.0	0	0	0	1	4
Marshall	2.0	1	0	0	0	1
Oakland	ip	h	r	er	bb	so
Hunter (W)	7.1	5	1	1	2	4
Fingers	1.2	2	1	1	0	1

WP – Hough.
T – 2:35. **A** – 49,347
Umpires – Harvey, Denkinger, Olsen, Luciano, Gorman and Kunkel.

Game 4 — October 16
Oakland 5, Los Angeles 2

Game 5 — October 17
Oakland 3, Los Angeles 2

Los Angeles	ab	r	h	bi	Los Angeles	ab	r	h	bi
Lopes 2b	4	0	0	0	Lopes 2b	2	1	0	0
Buckner lf	4	0	1	0	Buckner lf	3	0	1	0
Wynn cf	3	0	1	0	Wynn cf	2	0	0	1
Garvey 1b	4	1	2	0	Garvey 1b	4	0	1	1
Ferguson rf	3	1	0	0	Ferguson rf	4	0	1	0
Auerbach pr	0	0	0	0	Cey 3b	3	0	1	0
Cey 3b	4	0	1	0	Russell ss	3	0	0	0
Russell ss	4	0	1	2	Crawford ph	1	0	0	0
Yeager c	3	0	1	0	Yeager c	2	0	0	0
Joshua ph	1	0	0	0	Joshua ph	1	0	0	0
Messersmith p	1	0	0	0	Sutton p	1	0	0	0
Paciorek ph	1	0	0	0	Paciorek ph	1	1	1	0
Marshall p	0	0	0	0	Marshall p	0	0	0	0
Totals	32	2	7	2	Totals	27	2	5	2

Oakland	ab	r	h	bi	Oakland	ab	r	h	bi
Campaneris ss	3	0	0	0	Campaneris ss	4	0	2	0
North cf	3	1	0	0	North cf	4	1	0	0
Bando 3b	3	1	1	1	Bando 3b	3	0	0	1
Jackson rf	3	1	1	0	Jackson rf	2	0	0	0
Rudi 1b-1f	3	0	0	0	Rudi 1b-1f	3	1	2	1
C. Washington lf	3	1	2	0	C. Washington lf	3	0	1	0
Tenace 1b	0	0	0	0	Fingers p	0	0	0	0
Fosse c	2	0	1	0	Fosse c	3	1	1	1
Holt ph	1	0	1	2	Green 2b	3	0	0	0
H. Washington pr	0	0	0	0	Blue p	2	0	0	0
Haney c	0	0	0	0	Odum p	0	0	0	0
Green 2b	2	0	0	1	Tenace c	1	0	0	0
Holtzman p	3	1	1	1	Totals	28	3	6	3
Fingers p	0	0	0	0					
Totals	26	5	7	5					

Los Angeles 000 200 000 2 7 1
 Oakland 001 004 00x 5 7 0

E – Messersmith. **DP** – Los Angeles 2, Oakland 1. **LOB** – Los Angeles 6, Oakland 4. **2B** – Buckner, Yeager, Wynn. **3B** – Russell. **HR** – Holtzman (off Messersmith). **CS** – Campaneris. **S** – Messersmith, Green, Rudi.

Los Angeles	ip	h	r	er	bb	so
Messersmith (L)	6.0	6	5	5	4	4
Marshall	2.0	1	0	0	0	2
Oakland	ip	h	r	er	bb	so
Holtzman (W)	7.2	6	2	2	2	7
Fingers (Sv)	1.1	1	0	0	0	2

WP – Holtzman. **HBP** – by Messersmith (Campaneris).

T – 2:17. **A** – 49,347

Umpires – Denkinger, Olsen, Luciano, Gorman, Kunkel and Harvey.

Los Angeles 000 002 000 2 5 1
 Oakland 110 000 10x 3 6 1

E – Yeager, North. **DP** – Oakland 1. **LOB** – Los Angeles 6, Oakland 3. **2B** – Paciorek. **HR** – Fosse (off Sutton), Rudi (off Marshall). **SB** – Campaneris, North. **CS** – Lopes, C. Washington. **S** – Buckner. **SF** – Bando, Wynn.

Los Angeles	ip	h	r	er	bb	so
Sutton	5.0	4	2	2	1	3
Marshall (L)	3.0	2	1	1	0	4
Oakland	ip	h	r	er	bb	so
Blue	6.2	4	2	2	5	4
Odum (W)	0.1	0	0	0	0	0
Fingers (Sv)	2.0	1	0	0	1	0

T – 2:23. **A** – 49,347

Umpires – Olsen, Luciano, Gorman, Kunkel, Harvey and Denkinger.

1975 ALCS

The A's streak of three consecutive American League Pennants is snapped by Boston as the Red Sox sweep the A's in three games. After posting a team ERA under 3.00 in each of the previous three ALCS wins, the A's team ERA in 1975 ballooned to 4.32. Sal Bando paced the A's offense with a .500 batting average and Reggie Jackson drove in three of the seven runs the A's scored in the series.

Luis Tiant pitched a three-hitter in Boston's 7-1 win in Game 1 at Fenway Park. Three A's errors led to two runs in the first inning but the A's still trailed just 2-0 before Boston scored five in the seventh. The A's took a 3-0 lead in Game 2, highlighted by a Reggie Jackson two-run home run in the first inning but Boston tied the game with three in the fourth off Vida Blue. Rollie Fingers then allowed three runs in four innings as the A's lost 6-3. The series moved to Oakland for Game 3 but the Red Sox built a 4-0 lead in a 5-3 win. The A's started their Game 1 starter, Ken Holtzman, and he allowed four runs in 4 2/3 innings.

FINAL STATISTICS

PLAYER	AVG	G	AB	R	H	TB	2B	3B	HR	RBI	SH	SF	HP	BB	IBB	SO	SB	CS	DP	E	SLG	OBP
Bando	.500	3	12	1	6	8	2	0	0	2	0	0	0	0	0	3	0	0	0	1	.667	.500
Campaneris	.000	3	11	1	0	0	0	0	0	0	0	0	0	1	0	1	0	0	0	0	.000	.083
Fosse	.000	1	2	0	0	0	0	0	0	0	0	0	0	0	0	1	0	0	0	0	.000	.000
Garner	.000	3	5	0	0	0	0	0	0	0	0	0	0	0	0	1	0	0	0	1	.000	.000
Harper	—	1	0	0	0	0	0	0	0	0	0	0	0	1	0	0	0	0	0	0	—	1.000
Holt	.333	3	3	0	1	2	1	0	0	0	0	0	0	0	0	0	0	0	0	0	.667	.333
Hopkins	—	1	0	0	0	0	0	0	0	0	0	0	0	0	0	0	0	0	0	0	—	—
Jackson	.417	3	12	1	5	8	0	0	1	3	0	0	0	0	0	2	0	0	0	0	.667	.417
Martinez	—	3	0	0	0	0	0	0	0	0	0	0	0	0	0	0	0	0	0	0	—	—
North	.000	3	10	0	0	0	0	0	0	1	0	0	0	2	0	0	0	0	0	1	.000	.167
Rudi	.250	3	12	1	3	5	2	0	0	0	0	0	0	0	0	1	0	0	1	0	.417	.250
Tenace	.000	3	9	0	0	0	0	0	0	0	0	0	0	3	0	2	0	0	1	0	.000	.250
Tovar	.500	2	2	2	1	1	0	0	0	0	0	0	0	1	0	0	0	0	0	1	.500	.667
Washington	.250	3	12	1	3	4	1	0	0	1	0	0	0	0	0	2	0	0	0	2	.333	.250
Williams	.000	3	8	0	0	0	0	0	0	0	0	0	0	1	0	1	0	0	0	0	.000	.111
Totals	.194	3	98	7	19	28	6	0	1	7	0	0	0	9	0	14	0	0	2	6	.286	.262

PITCHER	W	L	ERA	G	GS	CG	GF	SHO	SV	IP	H	R	ER	HR	HB	BB	IBB	SO	WP	BK	AVG
Abbott	0	0	0.00	1	0	0	1	0	0	1.0	0	0	0	0	0	0	0	0	0	0	.000
Blue	0	0	9.00	1	1	0	0	0	0	3.0	6	3	3	1	0	0	0	2	0	0	.429
Bosman	0	0	0.00	1	0	0	0	0	0	0.1	0	0	0	0	0	0	0	0	0	0	.000
Fingers	0	1	6.75	1	0	0	1	0	0	4.0	5	3	3	1	0	1	1	3	0	0	.385
Holtzman	0	2	4.09	2	2	0	0	0	0	11.0	12	8	5	0	0	1	0	7	0	0	.261
Lindblad	0	0	0.00	2	0	0	1	0	0	4.2	5	3	0	0	0	1	1	0	1	0	.313
Todd	0	0	9.00	3	0	0	0	0	0	1.0	3	1	1	0	0	0	0	0	0	0	.600
Totals	0	3	4.32	3	3	0	3	0	0	25.0	31	18	12	2	0	3	2	12	1	0	.316

Game 1 — October 4
Boston 7, Oakland 1

Game 2 — October 5
Boston 6, Oakland 3

Game 3 — October 7
Boston 5, Oakland 3

Oakland	ab	r	h	bi
North cf	3	0	0	1
Washington lf	4	0	0	0
Bando 3b	4	0	0	0
Jackson rf	4	0	1	0
Tenace 1b	3	0	0	0
Rudi 1b	4	0	1	0
Williams dh	3	0	0	0
Hopkins pr-dh	0	0	0	0
Campaneris ss	4	1	0	0
Garner 2b	2	0	0	0
Holt ph	1	0	1	0
Martinez pr-2b	0	0	0	0
Holtzman p	0	0	0	0
Todd p	0	0	0	0
Lindblad p	0	0	0	0
Boseman p	0	0	0	0
Abbott p	0	0	0	0
Totals	32	1	3	1

Boston	ab	r	h	bi
Beniquez dh	4	1	2	1
Doyle 2b	3	1	0	1
Yastrzemski lf	4	1	1	0
Fisk c	4	2	1	0
Lynn cf	4	0	1	2
Petrocelli 3b	4	0	0	0
Evans rf	4	1	1	0
Cooper 1b	3	0	1	0
Burleson ss	3	1	1	1
Tiant p	0	0	0	0
Totals	33	7	8	5

Oakland	000	000	010	1	3	4
Boston	200	000	50x	7	8	3

E – Bando, Washington, Garner, Lynn, North, Burleson, Cooper. **LOB** – Oakland 7, Boston 5. **2B** – Evans, Burleson, Lynn, Holt. **SB** – Beniquez 2. **S** – Cooper. **SF** – Doyle.

Oakland	ip	h	r	er	bb	so
Holtzman (L)	6.1	5	4	2	1	4
Todd	0.0	1	1	1	0	0
Lindblad	0.1	2	2	0	0	0
Bosman	0.1	0	0	0	0	0
Abbott	1.0	0	0	0	0	0
Boston	ip	h	r	er	bb	so
Tiant (W)	9.0	3	1	0	3	8

Todd pitched to one batter in the 7th.
T – 2:40. **A** – 35,578
Umpires – Denkinger, DiMuro, Kunkel, Luciano, Evans and Morgenweck.

Oakland	ab	r	h	bi
North cf	4	0	0	0
Campaneris ss	3	0	0	0
Bando 3b	4	1	4	0
Jackson rf	4	1	2	2
Tenace 1b-c	4	0	0	0
Rudi lf	4	1	2	0
Washington dh	4	0	2	1
Garner 2b	2	0	0	0
Harper ph	0	0	0	0
Holt 1b	1	0	0	0
Fosse c	2	0	0	0
Williams ph	1	0	0	0
Martinez 2b	0	0	0	0
Tovar ph	1	0	0	0
Blue p	0	0	0	0
Todd p	0	0	0	0
Fingers p	0	0	0	0
Totals	34	3	10	3

Boston	ab	r	h	bi
Beniquez dh	4	1	1	0
Doyle 2b	3	1	1	0
Yastrzemski lf	3	2	2	2
Fisk c	4	1	2	1
Lynn cf	4	0	2	1
Petrocelli 3b	4	1	1	1
Evans rf	3	0	0	0
Cooper 1b	3	0	2	0
Burleson ss	2	0	1	0
Cleveland p	0	0	0	0
Moret p	0	0	0	0
Drago p	0	0	0	0
Totals	30	6	12	5

Oakland	200	100	000	3	10	0
Boston	000	301	11x	6	12	0

DP – Oakland 4, Boston 2. **LOB** – Oakland 6, Boston 3. **2B** – Bando 2, Rudi 2, Washington, Fisk, Cooper 2, Yastrzemski. **HR** – Jackson, Yastrzemski, Petrocelli. **S** – Burleson, Doyle.

Oakland	ip	h	r	er	bb	so
Blue	3.0	6	3	3	0	2
Todd	1.0	1	0	0	0	0
Fingers (L)	4.0	5	3	3	1	3
Boston	ip	h	r	er	bb	so
Cleveland	5.0	7	3	3	1	2
Moret (W)	1.0	1	0	0	1	0
Drago (Sv)	3.0	2	0	0	0	2

Blue pitched to four batters in the 4th. Todd pitched to one batter in the 5th. Cleveland pitched to one batter in the 6th. Moret pitched to one batter in the 7th.
WP – Drago.
T – 2:27. **A** – 35,578
Umpires – DiMuro, Kunkel, Luciano, Evans, Morgenweck and Denkinger.

Boston	ab	r	h	bi
Beniquez dh	4	0	0	0
Doyle 2b	5	1	2	1
Yastrzemski lf	4	1	2	0
Fisk c	4	1	2	1
Lynn cf	3	1	1	0
Petrocelli 3b	4	0	1	1
Evans rf	3	0	0	0
Cooper 1b	4	0	1	1
Burleson ss	4	1	2	0
Wise p	0	0	0	0
Drago p	0	0	0	0
Totals	35	5	11	4

Oakland	ab	r	h	bi
Campaneris ss	4	0	0	0
Washington lf	4	1	1	0
Bando 3b	4	0	2	2
Jackson rf	4	0	2	1
Tenace 1b-c	4	0	0	0
Rudi lf	4	0	0	0
Williams dh	4	0	0	0
Tenace c	2	0	0	0
North cf	3	0	0	0
Garner 2b	1	0	0	0
Tovar ph-2b	1	2	1	0
Martinez 2b	0	0	0	0
Holt ph	1	0	0	0
Holtzman p	0	0	0	0
Todd p	0	0	0	0
Lindblad p	0	0	0	0
Totals	32	3	6	3

Boston	000	130	010	5	11	1
Oakland	000	001	020	3	6	2

E – Washington, Tovar, Doyle. **DP** – Boston 1. **LOB** – Boston 6, Oakland 6. **2B** – Burleson. **SB** – Fisk. **S** – Beniquez, Lynn.

Boston	ip	h	r	er	bb	so
Wise (W)	7.1	6	3	2	3	2
Drago (Sv)	1.2	0	0	0	1	0
Oakland	ip	h	r	er	bb	so
Holtzman (L)	4.2	7	4	3	0	3
Todd	0.0	1	0	0	0	0
Lindblad	4.1	3	1	0	1	0

Todd pitched to one batter in the 5th.
WP – Lindblad.
T – 2:30. **A** – 49,358
Umpires – Kunkel, Luciano, Evans, Morgenweck, Denkinger and DiMuro.

1981 ALDS

The A's sweep a three-game series from Kansas City in baseball's first ever Division Series, pitting first and second half winners in each division in a season interrupted by a strike. The A's pitching staff allows just two runs in the entire series and the offense is paced by Dwayne Murphy who is 6 for 11 in the three-game series.

Mike Norris tosses a four-hit shutout in Game 1, a 4-0 A's victory at Kansas City. Wayne Gross hit a three-run home run in the fourth inning. The A's get their second consecutive complete game in Game 2 as Steve McCatty pitches a six-hitter in the A's 2-1 win. Tony Armas had a RBI double in the first inning and after the Royals tied the game in the fifth, Armas added a RBI double in the eighth for the win. The A's complete the sweep with a 4-1 win in Oakland in Game 3. Armas had a RBI single in the first and three Kansas City errors led to a run in the third. After the Royals scored a run in the fourth, Dave McKay homered and Dwayne Murphy had a RBI single in the bottom of the inning.

FINAL STATISTICS

PLAYER	AVG	G	AB	R	H	TB	2B	3B	HR	RBI	SH	SF	HP	BB	IBB	SO	SB	CS	DP	E	SLG	OBP
Armas	.545	3	11	1	6	8	2	0	0	3	0	0	0	1	0	1	0	0	0	0	.727	.583
Bosetti	—	1	0	0	0	0	0	0	0	0	0	0	0	0	0	0	0	0	0	0	—	—
Drumright	.250	1	4	0	1	1	0	0	0	0	0	0	0	0	0	0	0	0	1	0	.250	.250
Gross	.400	2	5	1	2	5	0	0	1	3	0	0	0	0	0	0	0	0	0	0	1.000	.400
Heath	.000	2	8	0	0	0	0	0	0	0	0	0	0	0	0	1	0	0	0	0	.000	.000
Henderson	.182	3	11	3	2	2	0	0	0	0	0	0	2	0	0	2	0	0	0	.182	.308	
Johnson	.286	2	7	0	2	3	1	0	0	1	0	0	0	0	1	0	0	0	0	0	.429	.286
Klutts	.143	2	7	0	1	1	0	0	0	0	1	0	0	0	0	1	0	0	0	0	.143	.143
McKay	.273	3	11	1	3	6	0	0	1	1	0	0	1	0	1	0	0	0	1	.545	.333	
Moore	.000	2	8	0	0	0	0	0	0	0	0	0	0	0	0	2	0	0	0	0	.000	.000
Murphy	.545	3	11	4	6	10	1	0	1	2	0	0	0	1	0	1	0	1	0	0	.909	.583
Newman	.000	1	3	0	0	0	0	0	0	0	1	0	0	0	0	1	0	0	0	0	.000	.000
Picciolo	.333	1	3	0	1	1	0	0	0	0	0	0	0	0	0	0	0	0	0	0	.333	.333
Spencer	.250	1	4	0	1	2	1	0	0	0	0	0	0	0	0	0	0	0	0	0	.500	.250
Stanley	.000	3	6	0	0	0	0	0	0	0	0	0	1	0	1	0	0	0	0	0	.000	.143
pitchers	—	0	0	0	0	0	0	0	0	0	0	0	0	0	0	0	0	0	0	1	—	—
Totals	.253	3	99	10	25	39	5	0	3	9	3	0	0	6	0	10	2	1	1	3	.394	.295

PITCHER	W	L	ERA	G	GS	CG	GF	SHO	SV	IP	H	R	ER	HR	HB	BB	IBB	SO	WP	BK	AVG
Beard	0	0	0.00	1	0	0	1	0	1	1.1	0	0	0	0	0	0	0	2	0	0	.000
Langford	1	0	1.23	1	1	0	0	0	0	7.1	10	1	1	0	0	0	0	3	0	0	.333
McCatty	1	0	1.00	1	1	1	0	0	0	9.0	6	1	1	0	0	4	0	3	0	0	.188
Norris	1	0	0.00	1	1	1	0	1	0	9.0	4	0	0	0	0	3	0	2	0	0	.129
Underwood	0	0	0.00	1	0	0	0	0	0	0.1	0	0	0	0	0	0	0	1	0	0	.000
Totals	3	0	0.67	3	3	2	1	1	1	27.0	20	2	2	0	0	7	0	11	0	0	.204

Game 1 — October 6
Oakland 4, Kansas City 0

Oakland	ab	r	h	bi
Henderson lf	4	0	0	0
Murphy cf	3	2	2	1
Drumright dh	4	0	1	0
Armas rf	4	1	1	0
Gross 3b	4	1	2	3
Spencer 1b	4	0	1	0
Heath c	4	0	0	0
McKay 2b	4	0	1	0
Stanley ss	4	0	0	0
Totals	35	4	8	4

Kansas City	ab	r	h	bi
Wilson lf	4	0	1	0
White 2b	3	0	0	0
Brett 3b	4	0	0	0
Aikens 1b	4	0	1	0
Otis cf	4	0	0	0
McRae dh	4	0	0	0
Hurdle rf	3	0	1	0
Wathan c	2	0	0	0
Washington ss	3	0	1	0
Totals	31	0	4	0

Oakland	000	300	010	4	8	2
Kansas City	000	000	000	0	4	1

E – Norris, Brett, McKay. **DP** – Oakland 2, Kansas City 1. **LOB** – Oakland 5, Kansas City 7. **2B** – Spencer. **HR** – Gross, Murphy.

Oakland	ip	h	r	er	bb	so
Norris (W)	9.0	4	0	0	3	2
Kansas City	ip	h	r	er	bb	so
Leonard (L)	8.0	7	4	1	1	3
Martin	1.0	1	0	0	0	0

T – 2:35. **A** – 40,592

Umpires – Maloney, Brinkman, Palermo, Denkinger, Evans, McKean.

Game 2 — October 7
Oakland 2, Kansas City 1

Oakland	ab	r	h	bi
Henderson lf	5	0	0	0
Murphy cf	4	2	2	0
Johnson dh	3	0	1	0
Armas rf	4	0	4	2
Bosetti pr-rf	0	0	0	0
Kluttz 3b	3	0	1	0
Moore 1b	4	0	0	0
McKay 2b	4	0	1	0
Newman c	3	0	0	0
Picciolo ss	3	0	1	0
Gross ph	1	0	0	0
Stanley ss	0	0	0	0
Totals	34	2	10	2

Kansas City	ab	r	h	bi
Wilson lf	5	0	1	1
White 2b	4	0	0	0
Brett 3b	4	0	1	0
Aikens 1b	1	0	0	0
Geronomo pr	0	0	0	0
May 1b	0	0	0	0
Otis cf	4	0	0	0
McRae dh	3	0	0	0
Hurdle rf	4	0	1	0
Wathan c	4	1	2	0
Washington ss	3	0	1	0
Totals	32	1	6	1

Oakland	100	000	010	2	10	1
Kansas City	000	010	000	1	6	0

E – Armas. **LOB** – Oakland 8, Kansas City 9. **2B** – Johnson, Armas 2. **SB** – Henderson. **S** – Kluttz, Washington, Johnson, Newman.

Oakland	ip	h	r	er	bb	so
McCatty (W)	9.0	6	1	1	4	3
Boston	ip	h	r	er	bb	so
Jones (L)	8.0	9	2	2	0	2
Quisenberry	1.0	1	0	0	0	0

T – 2:50. **A** – 40,274

Umpires – Brinkman, Palermo, Denkinger, Evans, McKean, Maloney.

Game 3 — October 9
Oakland 4, Kansas City 1

Kansas City	ab	r	h	bi
Wilson lf	4	0	2	0
White 2b	4	1	2	0
Brett 3b	4	0	1	0
Aikens 1b	4	0	2	0
Otis cf	4	0	0	1
McRae dh	4	0	1	0
Hurdle rf	4	0	1	0
Wathan c	4	0	1	0
Washington ss	3	0	0	0
Totals	35	1	10	1

Oakland	ab	r	h	bi
Henderson lf	2	3	2	0
Murphy cf	4	0	2	1
Johnson dh	4	0	1	0
Armas rf	3	0	1	1
Kluttz 3b	4	0	0	0
Moore 1b	4	0	0	0
Heath c	4	0	0	0
McKay 2b	3	1	1	1
Stanley ss	2	0	0	0
Totals	30	4	7	3

Kansas City	000	100	000	1	10	3
Oakland	101	200	00x	4	7	0

E – Washington, White, Wathan. **DP** – Oakland 1. **LOB** – Kansas City 7, Oakland 7. **2B** – McRae, Murphy. **HR** – McKay. **SB** – Henderson.

Kansas City	ip	h	r	er	bb	so
Gura (L)	3.2	7	4	3	3	3
Martin	4.1	0	0	0	2	2
Oakland	ip	h	r	er	bb	so
Langford (W)	7.1	10	1	1	0	3
Underwood	0.1	0	0	0	0	1
Beard (S)	1.1	0	0	0	0	2

T – 2:59. **A** – 40,002

Umpires – Palermo, Denkinger, Evans, McKean, Maloney, Brinkman.

1981 ALCS

The A's are swept by the New York Yankees in three games in their first ALCS appearance in seven years. The A's are outscored 20-4 in the three-game set, compiling a .222 batting average while allowing a 6.84 ERA. Rickey Henderson provides most of the offense as he is 4 for 11 with two doubles, a triple, an RBI and two stolen bases.

The Yankees scored three times in the first inning off A's starter Mike Norris in Game 1 en route to a 3-1 victory. Dwayne Murphy drives in Rob Picciolo with the A's lone run in the first inning. The A's take a 3-1 lead in Game 2 before New York scores seven times in the bottom of the fourth inning to take an 8-3 lead. Steve McCatty takes the loss, allowing five runs on six hits in 3 1/3 innings and all five A's pitchers allow at least one run. The Yankees then clinch the series with a 4-0 victory in Game 3 as Dave Righetti, Ron Davis and Rich Gossage combine to blank the A's on five hits.

FINAL STATISTICS

PLAYER	AVG	G	AB	R	H	TB	2B	3B	HR	RBI	SH	SF	HP	BB	IBB	SO	SB	CS	DP	E	SLG	OBP
Armas	.167	3	12	0	2	2	0	0	0	0	0	0	0	0	0	5	0	0	1	0	.167	.167
Bosetti	.250	2	4	1	1	2	1	0	0	0	0	0	0	0	0	1	0	0	0	0	.500	.250
Davis	1.000	1	1	0	1	1	0	0	0	0	0	0	0	0	0	0	0	0	0	0	1.000	1.000
Drumright	.000	3	4	0	0	0	0	0	0	0	0	0	0	1	1	0	0	0	0	0	.000	.200
Gross	.000	3	5	0	0	0	0	0	0	0	0	0	0	0	0	0	0	0	0	0	.000	.000
Heath	.333	3	6	1	2	2	0	0	0	0	0	0	0	0	0	1	0	0	0	0	.333	.333
Henderson	.364	3	11	0	4	8	2	1	0	1	0	0	0	1	0	2	2	0	1	1	.727	.417
Johnson	.000	2	6	0	0	0	0	0	0	0	0	0	0	2	0	2	0	0	0	0	.000	.250
Klutts	.429	3	7	1	3	3	0	0	0	0	0	0	0	0	0	1	0	0	0	1	.429	.429
McKay	.273	3	11	0	3	3	0	0	0	1	0	0	0	0	0	2	0	0	1	1	.273	.273
Moore	.250	3	8	0	2	2	0	0	0	0	0	0	0	0	0	1	0	0	1	0	.250	.250
Murphy	.250	3	8	0	2	3	1	0	0	1	0	0	0	2	0	3	0	0	1	0	.375	.400
Newman	.000	2	5	0	0	0	0	0	0	0	0	0	0	0	0	2	0	0	1	0	.000	.000
Picciolo	.200	2	5	1	1	1	0	0	0	0	0	0	0	0	0	2	0	0	0	1	.200	.200
Spencer	.000	2	3	0	0	0	0	0	0	0	0	0	0	0	0	0	0	0	0	0	.000	.000
Stanley	.333	2	3	0	1	1	0	0	0	1	0	0	0	0	0	1	0	0	0	0	.333	.333
Totals	.222	3	99	4	22	28	4	1	0	4	0	0	0	6	1	23	2	0	6	4	.283	.267

PITCHER	W	L	ERA	G	GS	CG	GF	SHO	SV	IP	H	R	ER	HR	HB	BB	IBB	SO	WP	BK	AVG
Beard	0	0	40.50	1	0	0	0	0	0	0.2	5	3	3	1	0	0	0	0	0	0	.714
Jones	0	0	4.50	1	0	0	0	0	0	2.0	2	1	1	0	1	1	0	0	0	0	.250
Keough	0	1	1.08	1	1	0	0	0	0	8.1	7	2	1	1	0	6	0	4	1	0	.219
Kingman	0	0	81.00	1	0	0	0	0	0	0.1	3	3	3	0	0	0	0	0	0	0	.750
McCatty	0	1	13.50	1	1	0	0	0	0	3.1	6	5	5	0	1	2	0	2	0	0	.375
Norris	0	1	3.68	1	1	0	0	0	0	7.1	6	3	3	0	0	2	0	4	0	0	.222
Owchinko	0	0	5.40	1	0	0	1	0	0	1.2	3	1	1	1	0	0	0	0	0	0	.429
Underwood	0	0	13.50	2	0	0	2	0	0	1.1	4	2	2	0	0	2	0	0	0	0	.667
Team Totals	0	3	6.84	3	3	0	3	0	0	25.0	36	20	19	3	2	13	0	10	1	0	.336

Game 1 — October 13
New York 3, Oakland 1

Game 2 — October 14
New York 13, Oakland 3

Game 3 — October 15
New York 4, Oakland 0

Oakland	ab	r	h	bi
Henderson lf	4	0	2	0
Murphy cf	2	0	0	1
Johnson dh	3	0	0	0
Armas rf	4	0	1	0
Kluttz 3b	3	0	2	0
Gross ph-3b	1	0	0	0
Moore 1b	4	0	0	0
Newman c	2	0	0	0
Drumright ph	1	0	0	0
Heath c	1	0	0	0
McKay 2b	4	0	0	0
Picciolo ss	3	1	1	0
Totals	32	1	6	1

New York	ab	r	h	bi
Mumphrey cf	4	0	1	0
Milbourne ss	4	1	3	0
Winfield lf	3	0	0	0
Jackson rf	3	1	0	0
Gamble dh	2	1	0	0
Piniella ph-dh	1	0	1	0
Nettles 3b	3	0	1	3
Watson 1b	3	0	1	0
Brown pr	0	0	0	0
Revering 1b	1	0	0	0
Cerone c	2	0	0	0
Randolph 2b	3	0	0	0
Totals	29	3	7	3

Oakland	000	010	000	1	6	1
New York	300	000	00x	3	7	1

E – Nettles, Henderson. **DP** – New York 2. **LOB** – Oakland 7, New York 7. **2B** – Nettles, Henderson 2. **SB** – Jackson. **S** – Cerone.

Oakland	ip	h	r	er	bb	so
Norris (L)	7.1	6	3	3	2	4
Underwood	0.2	1	0	0	2	0
New York	ip	h	r	er	bb	so
John (W)	6.0	6	1	1	1	3
Davis	1.1	0	0	0	2	3
Gossage (Sv)	1.2	0	0	0	0	0

T – 2:52. **A** – 55,740

Umpires – Bremigan, Goetz, Neudecker, Springstead, Merrill and Voltaggio.

Oakland	ab	r	h	bi
Henderson lf	5	0	1	1
Murphy cf	5	0	2	0
Moore 1b	2	0	0	0
Spencer ph-1b	2	0	0	0
Armas rf	4	0	0	0
Kluttz 3b	2	1	1	0
Gross ph-3b	2	0	0	0
Heath c	4	1	2	0
McKay 2b	4	0	2	1
Bosetti dh	1	1	1	0
Drumright ph-dh	2	0	0	0
Stanley ss	3	0	1	1
Davis ph	1	0	1	0
Totals	37	3	11	3

New York	ab	r	h	bi
Mumphrey cf	5	2	4	0
Milbourne ss	5	2	2	1
Robertson ph-ss	1	0	0	0
Winfield lf	5	2	2	2
Jackson rf	1	0	0	1
Piniella rf	3	1	1	3
Brown rf	1	1	1	0
Gamble dh	3	1	1	1
Nettles 3b	4	2	4	3
Rodriguez 3b	0	0	0	0
Watson 1b	4	0	1	1
Revering 1b	1	0	1	0
Cerone c	4	1	0	0
Foote c	0	0	0	0
Randolph 2b	5	1	2	1
Totals	42	13	19	13

Oakland	001	200	000	3	11	1
New York	100	701	40x	13	19	0

E – Kluttz. **DP** – New York 2. **LOB** – Oakland 8, New York 11. **2B** – Mumphrey, Bosetti, Winfield, Murphy. **3B** – Henderson. **HR** – Piniella, Nettles. **SB** – Winfield. **SF** – Gamble.

Oakland	ip	h	r	er	bb	so
McCatty (L)	3.1	6	5	5	2	2
Beard	0.2	5	3	3	0	0
Jones	2.0	2	1	1	1	0
Kingman	0.1	3	3	3	0	0
Owchinko	1.2	3	1	1	0	0
New York	ip	h	r	er	bb	so
May	3.1	6	3	3	0	5
Frazier (W)	5.2	5	0	0	1	5

WP – Frazier. **PB** – Cerone. **HBP** – by McCatty (Cerone), by Jones (Nettles).

T – 3:08. **A** – 48,497

Umpires – Goetz, Neudecker, Springstead, Merrill, Voltaggio and Bremigan.

New York	ab	r	h	bi
Mumphrey cf	3	0	1	0
Milbourne ss	4	1	1	0
Winfield lf	5	0	0	0
Murcer dh	3	0	1	0
Piniella ph-dh	1	1	1	0
Gamble rf	1	0	0	0
Foote ph	1	0	1	0
Brown pr-rf	0	1	0	0
Nettles 3b	5	0	1	3
Watson 1b	5	0	1	0
Cerone c	4	0	1	0
Randolph 2b	4	1	2	1
Totals	36	4	10	4

Oakland	ab	r	h	bi
Henderson lf	2	0	1	0
Heath lf	1	0	0	0
Murphy cf	1	0	0	0
Bosetti ph-cf	3	0	0	0
Johnson dh	3	0	0	0
Armas rf	4	0	1	0
Kluttz 3b	2	0	0	0
Gross ph-3b	2	0	0	0
Moore 1b	2	0	2	0
Spencer ph-1b	1	0	0	0
McKay 2b	3	0	1	0
Newman c	3	0	0	0
Picciolo ss	2	0	0	0
Drumright ph	1	0	0	0
Stanley ss	0	0	0	0
Totals	30	0	5	0

New York	000	001	003	4	10	0
Oakland	000	000	000	0	5	2

E – Picciolo, McKay. **DP** – New York 2, Oakland 1. **LOB** – New York 12, Oakland 5. **2B** – Nettles. **HR** – Randolph. **SB** – Henderson 2. **S** – Milbourne.

New York	ip	h	r	er	bb	so
Righetti (W)	6.0	4	0	0	2	4
Davis	2.0	0	0	0	0	1
Gossage	1.0	1	0	0	0	2
Oakland	ip	h	r	er	bb	so
Keough (L)	8.1	7	2	1	6	4
Underwood	0.2	3	2	2	0	0

WP – Keough.

T – 3:19. **A** – 47,302

Umpires – Neudecker, Springstead, Merrill, Voltaggio, Bremigan and Goetz.

1988 ALCS

The A's sweep the Boston Red Sox in four games to win their first American League pennant in 14 years. The A's hit .299 in the series and the pitching staff posts a 2.00 ERA while holding the Red Sox to a .206 batting average. Dennis Eckersley was named ALCS MVP after saving all four games and the bullpen recorded three of the wins. Dave Henderson hit .375 and Jose Canseco hit three of the A's seven home runs.

Jose Canseco homers in the fourth inning of Game 1 but Dave Henderson provides the game winning single in the eighth inning in the A's 2-1 victory. Game 2 is a scoreless tie until the Red Sox score twice in the sixth off Storm Davis but Jose Canseco hit a two-run home run and Mark McGwire added a RBI single in the seventh to give the A's a 3-2 lead. After the Red Sox tie the game, Walt Weiss has the game winning RBI single in the ninth. The A's outscore the Red Sox 10-6 in Game 3 as Carney Lansford, McGwire and Ron Hassey have three hits each while Hassey drives in three runs. The A's clinch the series with a 4-1 win in Game 4 as Dave Stewart allows a run in seven innings for the win. Jose Canseco homered in the first and Dave Henderson had a RBI single in the third before the A's score two insurance runs in the eighth.

FINAL STATISTICS

PLAYER	AVG	G	AB	R	H	TB	2B	3B	HR	RBI	SH	SF	HP	BB	IBB	SO	SB	CS	DP	E	SLG	OBP
Baylor	.000	2	6	0	0	0	0	0	0	1	0	1	0	1	0	2	0	0	0	0	.000	.125
Canseco	.313	4	16	4	5	15	1	0	3	4	0	0	0	1	0	2	1	1	1	0	.938	.353
Gallego	.083	4	12	1	1	1	0	0	0	0	0	0	0	0	0	3	0	0	0	0	.083	.083
Hassey	.500	4	8	2	4	8	1	0	1	3	0	0	0	1	1	1	0	0	0	0	1.000	.556
Henderson	.375	4	16	2	6	10	1	0	1	4	0	0	0	1	0	7	0	0	0	2	.625	.412
Javier	.500	2	4	0	2	2	0	0	0	1	0	0	0	1	1	0	0	0	0	0	.500	.600
Lansford	.294	4	17	4	5	9	1	0	1	2	0	0	0	0	0	2	0	1	0	0	.529	.294
McGwire	.333	4	15	4	5	8	0	0	1	3	0	0	0	1	1	5	0	0	0	0	.533	.375
Parker	.250	3	12	1	3	4	1	0	0	0	0	0	0	0	0	4	0	0	0	1	.333	.250
Phillips	.286	2	7	0	2	3	1	0	0	0	0	0	0	1	0	3	0	0	0	0	.429	.375
Polonia	.400	3	5	0	2	2	0	0	0	0	0	0	0	1	0	2	0	1	0	0	.400	.500
Steinbach	.250	2	4	0	1	1	0	0	0	0	0	0	0	2	0	0	0	0	0	0	.250	.500
Weiss	.333	4	15	2	5	7	2	0	0	2	0	0	0	0	0	4	0	0	0	0	.467	.333
Totals	.299	4	137	20	41	70	8	0	7	20	0	1	0	10	3	35	1	3	1	3	.511	.345

PITCHER	W	L	ERA	G	GS	CG	GF	SHO	SV	IP	H	R	ER	HR	HB	BB	IBB	SO	WP	BK	AVG
Cadaret	0	0	27.00	1	0	0	0	0	0	0.1	1	1	1	1	0	0	0	0	0	0	.500
Davis	0	0	0.00	1	1	0	0	0	0	6.1	2	2	0	0	0	5	0	4	1	0	.100
Eckersley	0	0	0.00	4	0	0	4	0	4	6.0	1	0	0	0	0	2	0	5	0	0	.053
Honeycutt	1	0	0.00	3	0	0	0	0	0	2.0	0	0	0	0	0	2	0	0	0	0	.000
Nelson	2	0	0.00	2	0	0	0	0	0	4.2	5	0	0	0	0	1	0	0	0	0	.294
Plunk	0	0	0.00	1	0	0	0	0	0	0.1	1	0	0	0	0	0	0	1	0	0	.500
Stewart	1	0	1.35	2	2	0	0	0	0	13.1	9	2	2	0	1	6	0	11	0	0	.188
Welch	0	0	27.00	1	1	0	0	0	0	1.2	6	5	5	1	0	2	0	0	0	0	1.667
Young	0	0	0.00	1	0	0	0	0	0	1.1	1	1	0	0	0	0	0	2	0	0	.200
Totals	4	0	2.00	4	4	0	4	0	4	36.0	26	11	8	2	1	18	0	23	1	1	.206

Game 1 — October 5
Oakland 2, Boston 1

Game 2 — October 6
Oakland 4, Boston 3

Game 3 — October 8
Oakland 10, Boston 6

Oakland	ab	r	h	bi
Lansford 3b	4	1	1	0
Henderson cf	4	0	2	0
Canseco rf	4	1	1	1
McGwire 1b	4	0	0	0
Steinbach c	2	0	1	0
Hassey c	1	0	0	0
Baylor dh	3	0	0	0
Polonia pr	0	0	0	0
Phillips lf	3	0	0	0
Gallego 2b	4	0	0	0
Weiss ss	3	0	1	0
Totals	32	2	6	2

Boston	ab	r	h	bi
Boggs 3b	4	0	1	1
Barrett 2b	4	0	0	0
Evans rf	4	0	1	0
Greenwell lf	3	0	0	0
Benzinger 1b	4	0	0	0
Burks cf	4	0	0	0
Rice dh	2	0	1	0
Romine pr	0	1	0	0
Parrish ph	1	0	0	0
Reed ss	2	0	1	0
Gedman c	3	0	2	0
Romero pr	0	0	0	0
Totals	31	1	6	1

Oakland	000	100	010	2	6	0
Boston	000	000	100	1	6	0

DP – Oakland 1, Boston 1. **LOB** – Oakland 6, Boston 9. **2B** – Weiss, Evans, Lansford, Reed. **HR** – Canseco. **SF** – Boggs.

Oakland	ip	h	r	er	bb	so
Stewart	6.1	5	1	1	3	6
Honeycutt (W)	0.2	0	0	0	0	0
Eckersley (Sv)	2.0	1	0	0	1	3
Boston	ip	h	r	er	bb	so
Hurst (L)	9.0	6	2	2	3	7

PB – Steinbach. **HBP** – by Stewart (Reed).
T – 2:44. **A** – 34,104

Oakland	ab	r	h	bi
Polonia lf	5	0	2	0
Gallego 2b	0	0	0	0
Henderson cf	3	1	1	0
Canseco rf	4	1	1	2
Parker dh	4	0	1	0
Lansford 3b	4	1	0	0
Hassey c	4	1	1	0
McGwire 1b	4	0	1	1
Phillips 2b-1f	4	0	2	0
Weiss ss	4	0	1	1
Totals	36	4	10	4

Boston	ab	r	h	bi
Boggs 3b	3	0	0	0
Barrett 2b	4	0	0	0
Evans rf	3	1	0	0
Greenwell lf	2	1	0	0
Rice dh	4	0	1	0
Romine pr	0	0	0	0
Burks cf	4	0	1	1
Benzinger 1b	3	0	1	0
Reed ss	2	0	0	0
Parrish ph	1	0	0	0
Gedman c	4	1	1	1
Totals	30	3	4	2

Oakland	000	000	301	4	10	1
Boston	000	002	100	3	4	1

E – Clemens, Henderson. **DP** – Oakland 1. **LOB** – Oakland 6, Boston 6. **2B** – Phillips. **HR** – Canseco, Gedman. **S** – Reed.

Oakland	ip	h	r	er	bb	so
Davis	6.1	2	2	0	5	4
Cadaret	0.1	1	1	1	0	0
Nelson (W)	1.1	1	0	0	0	0
Eckersley (Sv)	1.0	0	0	0	0	0
Boston	ip	h	r	er	bb	so
Clemens	7.0	6	3	3	0	8
Stanley	0.1	1	0	0	1	0
Smith (L)	1.2	3	1	1	0	1

WP – Davis, Clemens. **Balk** – Clemens. **PB** – Gedman.
T – 3:14. **A** – 34,605

Boston	ab	r	h	bi
Burks cf	5	2	2	0
Barrett 2b	4	1	1	0
Boggs 3b	4	2	3	2
Greenwell lf	5	1	2	3
Rice dh	5	0	0	0
Evans rf	2	0	1	1
Gedman c	3	0	2	0
Reed ss	3	0	1	0
Benzinger 1b	3	0	0	0
Parrish ph-1b	1	0	0	0
Totals	35	6	12	6

Oakland	ab	r	h	bi
Lansford 3b	5	2	3	2
Henderson cf	5	1	2	2
Canseco rf	4	0	0	0
Parker dh	5	1	1	0
McGwire 1b	4	3	3	1
Hassey c	3	1	3	3
Javier lf	3	0	1	1
Gallego 2b	4	1	1	0
Weiss ss	4	1	1	1
Totals	37	10	15	10

Boston	320	000	100	6	12	0
Oakland	042	010	12x	10	15	1

E – Henderson. **DP** – Boston 1, Oakland 2. **LOB** – Boston 8, Oakland 6. **2B** – Greenwell, Burks, Weiss, Hassey, Parker. **HR** – Greenwell, McGwire, Lansford, Hassey, Henderson. **S** – Barrett. **SF** – Boggs.

Boston	ip	h	r	er	bb	so
Boddicker (L)	2.2	8	6	6	1	2
Gardner	4.2	6	3	3	2	8
Stanley	0.2	1	1	1	0	0
Oakland	ip	h	r	er	bb	so
Welch	1.2	6	5	5	2	0
Nelson (W)	3.1	4	0	0	1	0
Young	1.1	1	1	0	0	2
Plunk	0.1	1	0	0	0	1
Honeycutt	0.1	0	0	0	1	0
Eckersley (Sv)	2.0	0	0	0	0	2

Honeycutt pitched to one batter in the 8th.
Balk – Welch.
T – 3:14. **A** – 49,261

Game 4 — October 9
Oakland 4, Boston 1

Boston	ab	r	h	bi
Boggs 3b	2	0	1	0
Greenwell lf	4	0	1	0
Rice dh	2	0	0	1
Owen ph	0	0	0	0
Evans rf	3	0	0	0
Benzinger ph	1	0	0	0
Gedman c	4	0	0	0
Reed ss	4	0	1	0
Parrish ph	3	0	0	0
Totals	30	1	4	1

Oakland	ab	r	h	bi
Lansford 3b	4	0	1	0
Henderson cf	4	0	1	1
Canseco rf	4	2	3	1
McGwire 1b	3	1	1	1
Parker lf	3	0	1	0
Javier pr-lf	1	0	1	0
Steinbach c	2	0	0	0
Polonia ph	0	0	0	0
Hassey c	0	0	0	0
Baylor dh	3	0	0	1
Gallego 2b	4	0	0	0
Weiss ss	4	1	2	0
Totals	32	4	10	4

Boston	000	001	000	1	4	0
Oakland	101	000	02x	4	10	1

E – Parker. **DP** – Oakland 1. **LOB** – Boston 7, Oakland 8. **2B** – Henderson, Canseco. **HR** – Canseco. **SB** – Canseco. **SF** – Baylor.

Boston	ip	h	r	er	bb	so
Hurst (L)	4.0	4	2	2	2	5
Smithson	2.1	3	0	0	0	1
Smith	1.2	3	2	2	1	3
Oakland	ip	h	r	er	bb	so
Stewart (W)	7.0	4	1	1	3	5
Honeycutt	1.0	0	0	0	1	0
Eckersley (Sv)	1.0	0	0	0	1	0

Stewart pitched to one batter in the 8th.

T – 2:55. **A** – 49,406

1988 WORLD SERIES

The A's return to the World Series for the first time in 14 years when they also met the Dodgers. After winning the series in five games in 1974, the A's lose to the Dodgers in five games in 1988. The A's hit just .177 in the series and are outscored 21-11 in the five games. Jose Canseco collects just one hit in the series but leads the A's with five RBI. Storm Davis loses twice and posts an 11.25 ERA.

Canseco hits a grand slam in the second inning of Game 1 to give the A's a 4-2 lead before Kirk Gibson hits a pinch-hit two-out two-run home run in the bottom of the ninth to lift the Dodgers to a 5-4 win. Orel Hershiser shuts out the A's on three hits in a 6-0 Los Angeles win in Game 2. Davis allows six runs in 3 1/3 innings and Dave Parker has all three of the A's hits. The series moves to Oakland for Game 3 and the A's get their only win of the series when Mark McGwire breaks a 1-1 tie with a one-out home run in the bottom of the ninth. The Dodgers score two runs in the first inning of Game 4 and lead the rest of the way in a 4-3 win. Dave Henderson collects four hits. Hershiser clinched World Series MVP honors by tossing a four-hitter in Game 5 to defeat the A's 5-2.

FINAL STATISTICS

PLAYER	AVG	G	AB	R	H	TB	2B	3B	HR	RBI	SH	SF	HP	BB	IBB	SO	SB	CS	DP	E	SLG	OBP
Baylor	.000	1	1	0	0	0	0	0	0	0	0	0	0	0	0	1	0	0	0	0	.000	.000
Canseco	.053	5	19	1	1	4	0	0	1	5	0	0	1	2	0	5	1	0	0	0	.211	.182
Davis	.000	2	1	0	0	0	0	0	0	0	0	0	0	0	0	1	0	0	0	0	.000	.000
Gallego	—	1	0	0	0	0	0	0	0	0	0	0	0	0	0	0	0	0	0	0	—	—
Hassey	.250	5	8	0	2	2	0	0	0	1	0	0	0	3	0	3	0	0	0	0	.250	.455
Henderson	.300	5	20	1	6	8	2	0	0	1	0	0	0	2	0	7	0	0	0	0	.400	.364
Hubbard	.250	4	12	2	3	3	0	0	0	0	0	0	0	1	0	2	1	0	0	1	.250	.308
Javier	.500	3	4	0	2	2	0	0	0	2	0	1	0	0	0	1	0	0	0	0	.500	.400
Lansford	.167	5	18	2	3	3	0	0	0	1	0	0	0	2	0	2	0	0	0	0	.167	.250
McGwire	.059	5	17	1	1	4	0	0	1	1	0	0	0	3	1	4	0	0	2	0	.235	.200
Parker	.200	4	15	0	3	3	0	0	0	0	0	0	0	2	0	4	0	0	0	0	.200	.294
Phillips	.250	2	4	1	1	1	0	0	0	0	0	0	0	1	0	2	0	0	0	0	.250	.400
Polonia	.111	3	9	1	1	1	0	0	0	0	0	0	0	0	0	2	0	0	0	0	.111	.111
Steinbach	.364	3	11	0	4	5	1	0	0	0	0	0	0	0	0	2	0	0	0	0	.455	.364
Stewart	.000	2	3	1	0	0	0	0	0	0	0	0	0	1	0	3	0	0	0	0	.000	.250
Weiss	.063	5	16	1	1	1	0	0	0	1	0	0	0	0	0	2	1	0	0	1	.063	.063
Totals	.177	5	158	11	28	37	3	0	2	11	1	1	1	17	1	41	3	0	2	2	.234	.260

PITCHER	W	L	ERA	G	GS	CG	GF	SHO	SV	IP	H	R	ER	HR	HB	BB	IBB	SO	WP	BK	AVG
Burns	0	0	0.00	1	0	0	1	0	0	0.1	0	0	0	0	0	0	0	0	0	0	.000
Cadaret	0	0	0.00	3	0	0	0	0	0	2.0	2	0	0	0	0	0	0	3	0	0	.250
Davis	0	2	11.25	2	2	0	0	0	0	8.0	14	10	10	3	0	1	0	7	0	0	.389
Eckersley	0	1	10.80	2	0	0	2	0	0	1.2	2	2	2	1	0	1	0	2	0	0	.333
Honeycutt	1	0	0.00	3	0	0	2	0	0	3.1	0	0	0	0	0	0	0	5	0	0	.000
Nelson	0	0	1.42	3	0	0	0	0	0	6.1	4	1	1	0	0	3	0	3	0	0	.174
Plunk	0	0	0.00	2	0	0	0	0	0	1.2	0	0	0	0	0	0	0	3	0	0	.000
Stewart	0	1	3.14	2	2	0	0	0	0	14.1	12	7	5	1	1	5	0	5	1	1	.222
Welch	0	0	1.80	1	1	0	0	0	0	5.0	6	1	1	0	0	3	0	8	0	0	.300
Young	0	0	0.00	1	0	0	0	0	0	1.0	1	0	0	0	0	0	0	0	0	0	.250
Totals	1	4	3.92	5	5	0	5	0	0	43.2	41	21	19	5	1	13	0	36	1	1	.246

Game 1 — October 15
Los Angeles 5, Oakland 4

Game 2 — October 16
Los Angeles 5, Oakland 0

Game 3 — October 18
Oakland 2, Los Angeles 1

Oakland	ab	r	h	bi
Lansford 3b	4	1	0	0
Henderson cf	5	0	2	0
Canseco rf	4	1	1	4
Parker lf	2	0	0	0
Javier pr-lf	1	0	1	0
McGwire 1b	3	0	0	0
Steinbach c	4	0	1	0
Hassey c	0	0	0	0
Hubbard 2b	4	1	2	0
Weiss ss	4	0	0	0
Stewart p	3	1	0	0
Eckersley p	0	0	0	0
Totals	34	4	7	4

Los Angeles	ab	r	h	bi
Sax 2b	3	1	1	0
Stubbs 1b	4	0	0	0
Hatcher lf	3	1	1	2
Marshall rf	4	1	1	0
Shelby cf	4	0	1	0
Scioscia c	4	0	1	1
Hamilton 3b	4	0	0	0
Griffin ss	2	0	1	0
M. Davis ph	0	1	0	0
Belcher p	0	0	0	0
Heep ph	1	0	0	0
Leary p	0	0	0	0
Woodson ph	1	0	0	0
Holton p	0	0	0	0
Gonzalez ph	1	0	0	0
Pena p	0	0	0	0
Gibson ph	1	1	1	2
Totals	32	5	7	5

Two outs when winning run scored.
Oakland 040 000 000 4 7 0
Los Angeles 200 001 002 5 7 0

DP – Oakland 1. **LOB** – Oakland 10, Los Angeles 5. **2B** – Henderson. **HR** – Hatcher, Canseco, Gibson. **SB** – Canseco, Sax, M. Davis.

Oakland	ip	h	r	er	bb	so
Stewart	8.0	6	3	3	2	5
Eckersley (L)	0.2	1	2	2	1	1
Los Angeles	ip	h	r	er	bb	so
Belcher	2.0	3	4	4	4	3
Leary	3.0	3	0	0	1	3
Holton	2.0	0	0	0	1	0
Pena (W)	2.0	1	0	0	0	3

WP – Stewart. **HBP** – by Belcher (Canseco), by Stewart (Sax). **Balk** – Stewart.

T – 3:04. **A** – 55,983

Umpires – Harvey, Merrill, Froemming, Cousins, Crawford, McCoy.

Oakland	ab	r	h	bi
Lansford 3b	3	0	0	0
Henderson cf	4	0	0	0
Canseco rf	4	0	0	0
Parker lf	4	0	3	0
McGwire 1b	3	0	0	0
Hassey c	3	0	0	0
Hubbard 2b	2	0	0	0
Weiss ss	3	0	0	0
S. Davis p	1	0	0	0
Nelson p	0	0	0	0
Polonia ph	1	0	0	0
Young p	0	0	0	0
Plunk p	0	0	0	0
Baylor ph	1	0	0	0
Honeycutt p	0	0	0	0
Totals	29	0	3	0

Los Angeles	ab	r	h	bi
Sax 2b	4	1	1	0
Stubbs 1b	2	1	1	1
Woodson ph-1b	1	0	0	0
Hatcher lf	4	1	2	1
Marshall rf	4	1	2	3
Gonzalez rf	0	0	0	0
Shelby cf	4	0	0	0
Scioscia c	4	0	0	0
Hamilton 3b	4	0	0	0
Griffin ss	4	1	1	0
Hershiser p	3	1	3	1
Totals	34	6	10	6

Oakland	000	000	000	0	3	0
Los Angeles	005	100	00x	6	10	1

E – Hamilton. **DP** – Los Angeles 2. **LOB** – Oakland 4, Los Angeles 5. **2B** – Hershiser 2. **3B** – Marshall. **HR** – Marshall. **SB** – Weiss.

Oakland	ip	h	r	er	bb	so
S. Davis (L)	3.1	8	6	6	0	2
Nelson	1.2	1	0	0	1	1
Young	1.0	1	0	0	0	0
Plunk	1.0	0	0	0	0	3
Honeycutt	1.0	0	0	0	0	2
Los Angeles	ip	h	r	er	bb	so
Hershiser (W)	9.0	3	0	0	2	8

T – 2:30. **A** – 56,051

Umpires – Merrill, Froemming, Cousins, Crawford, McCoy and Harvey.

Los Angeles	ab	r	h	bi
Sax 2b	5	0	1	0
Stubbs 1b	4	0	1	1
Woodson ph-1b	1	0	0	0
Hatcher lf-rf	4	0	1	0
Marshall rf	1	0	0	0
Heep ph-lf	3	0	1	0
Shelby cf	3	0	2	0
M. Davis dh	2	0	0	0
Anderson ph	1	0	0	0
Scioscia c	4	0	1	0
Hamilton 3b	3	1	1	0
Griffin ss	3	0	0	0
Totals	34	1	8	1

Oakland	ab	r	h	bi
Phillips lf	1	0	0	0
Polonia ph-lf	3	0	0	0
Henderson cf	4	0	0	0
Canseco rf	4	0	0	0
McGwire 1b	4	1	1	1
Steinbach dh	3	0	2	0
Lansford 3b	3	0	0	0
Hubbard 2b	3	1	1	0
Hassey c	1	0	1	1
Weiss ss	3	0	0	0
Totals	29	2	5	2

One out when winning run scored.
Los Angeles 000 010 000 1 8 1
Oakland 001 000 001 2 5 0

E – Scioscia. **DP** – Los Angeles 1. **LOB** – Los Angeles 10, Oakland 4. **2B** – Steinbach, Stubbs, Heep, Hatcher. **HR** – McGwire. **SB** – Hubbard, Shelby. **S** – Griffin.

Los Angeles	ip	h	r	er	bb	so
Tudor	1.1	0	0	0	0	1
Leary	3.2	3	1	1	1	1
Pena	3.0	1	0	0	1	4
J. Howell (L)	0.1	1	1	1	0	0
Oakland	ip	h	r	er	bb	so
Welch	5.0	6	1	1	3	8
Cadaret	0.1	0	0	0	0	0
Nelson	1.2	2	0	0	0	1
Honeycutt (W)	2.0	0	0	0	0	3

Welch pitched to three batters in the 6th. Nelson pitched to one batter in the 8th.

Balk – Leary.

T – 3:21. **A** – 49,316

Umpires – Froemming, Cousins, Crawford, McCoy, Harvey and Merrill.

Game 4 — October 19
Los Angeles 4, Oakland 3

Game 5 — October 20
Los Angeles 5, Oakland 2

Los Angeles	ab	r	h	bi
Sax 2b	4	1	1	0
Stubbs 1b	3	1	1	0
Woodson ph-1b	1	0	0	1
Hatcher lf	4	1	1	0
Marshall rf	0	0	0	0
M. Davis rf	3	0	0	0
Gonzalez ph	1	0	0	0
Shelby cf	4	0	1	1
Scioscia c	2	0	1	0
Dempsey c	1	0	0	0
Heep dh	4	0	1	0
Hamilton 3b	4	0	1	0
Griffin ss	3	1	1	0
Totals	34	4	8	2

Oakland	ab	r	h	bi
Polonia lf	5	1	1	0
Henderson cf	5	1	4	1
Javier pr	0	0	0	0
Canseco rf	3	0	0	1
Parker dh	5	0	0	0
McGwire 1b	3	0	0	0
Lansford 3b	4	0	1	1
Steinbach c	4	0	1	0
Hubbard 2b	3	0	0	0
Hassey ph-c	1	0	1	0
Gallego pr-2b	0	0	0	0
Weiss ss	4	1	1	0
Totals	37	3	9	3

Los Angeles	201	000	100	4	8	2
Oakland	100	001	100	3	9	2

E – Hubbard, Weiss, Griffin. **LOB** – Los Angeles 6, Oakland 10. **2B** – Stubbs, Henderson, Shelby. **SB** – M. Davis. **CS** – Heep, Scioscia, Griffin.

Los Angeles	ip	h	r	er	bb	so
Belcher (W)	6.2	7	3	2	2	7
J. Howell (Sv)	2.1	2	0	0	1	2
Oakland	ip	h	r	er	bb	so
Stewart (L)	6.1	6	4	2	3	0
Cadaret	1.2	1	0	0	0	3
Eckersley	1.0	1	0	0	0	1

PB – Steinbach, Scioscia. **Balk** – Leary.
T – 3:05. **A** – 49,317
Umpires – Cousins, Crawford, McCoy, Harvey, Merrill and Froemming.

Los Angeles	ab	r	h	bi
Sax 2b	4	0	2	0
Stubbs 1b	4	1	2	0
Hatcher lf	4	2	2	2
Gonzalez lf	0	0	0	0
Marshall rf	4	0	0	0
Shelby cf	3	0	0	0
M. Davis dh	2	2	1	2
Dempsey c	4	0	1	1
Hamilton 3b	4	0	0	0
Griffin ss	4	0	0	0
Totals	33	5	8	5

Oakland	ab	r	h	bi
Javier lf	3	0	1	2
Henderson cf	2	0	0	0
Canseco rf	4	0	0	0
Parker dh	4	0	0	0
McGwire 1b	4	0	0	0
Hassey c	3	0	0	0
Lansford 3b	4	1	2	0
Phillips 2b	3	1	1	0
Weiss ss	2	0	0	0
Totals	29	2	4	2

Los Angeles	200	201	000	5	8	0
Oakland	001	000	010	2	4	0

DP – Oakland 1. **LOB** – Los Angeles 4, Oakland 6. **2B** – Dempsey. **HR** – Hatcher, M. Davis. **CS** – Sax. **S** – Weiss. **SF** – Javier.

Los Angeles	ip	h	r	er	bb	so
Hershiser (W)	9.0	4	2	2	4	9
Oakland	ip	h	r	er	bb	so
S. Davis (L)	4.2	6	4	4	1	5
Cadaret	0.0	1	0	0	0	0
Nelson	3.0	1	1	1	2	1
Honeycutt	0.1	0	0	0	0	0
Plunk	0.2	0	0	0	0	0
Burns	0.1	0	0	0	0	0

Cadaret pitched to one batter in the 5th.
WP – Hershiser.
T – 2:51. **A** – 49,317
Umpires – Crawford, McCoy, Harvey, Merrill, Froemming and Cousins.

1989 ALCS

The A's win their second consecutive American League Pennant by defeating Toronto, 4 games to 1. Rickey Henderson runs away with ALCS MVP honors, batting .400 with eight runs scored, two home runs, five RBI and eight stolen bases in the five game series. Dave Parker also homers twice, Dave Stewart wins both of his starts and Dennis Eckersley saves three of the A's four wins.

The A's win Game 1 by a 7-3 score, but were trailing 3-2 entering the sixth. Mark McGwire ties the game with a solo home run and Henderson breaks up a double play that leads to two more runs. Stewart and Eckersley do not allow a hit after a fourth inning home run by Ernie Whitt. Henderson goes 2 for 2 with two walks, two runs and four steals to lead the A's to a 6-3 win in Game 2 as Mike Moore allows just one unearned run in seven innings for the win. The series moves to Toronto for Game 3 and the Blue Jays record a 7-3 win, scoring six runs off Storm Davis after the A's build a 3-0 lead. Jose Canseco hits a home run into the fifth deck at Skydome to highlight the A's 6-5 win in Game 4. Henderson hit two home runs and also drives in four runs. The A's then clinch the series with a 4-3 win in Game 5, building a 4-0 lead before holding on as the Blue Jays score two in the eighth and three in the ninth. Stewart picks up the win and the A's offense collects just four hits.

FINAL STATISTICS

PLAYER	AVG	G	AB	R	H	TB	2B	3B	HR	RBI	SH	SF	HP	BB	IBB	SO	SB	CS	DP	E	SLG	OBP
Blankenship	—	1	0	0	0	0	0	0	0	0	0	0	0	0	0	0	0	0	0	0	—	—
Canseco	.294	5	17	1	5	8	0	0	1	3	0	0	0	3	0	7	0	2	0	1	.471	.400
Gallego	.273	4	11	3	3	4	1	0	0	1	2	0	0	0	0	2	0	0	0	0	.364	.273
Hassey	.167	2	6	0	1	1	0	0	0	1	0	1	0	1	0	2	0	0	1	0	.167	.250
Henderson, D	.263	5	19	4	5	11	3	0	1	1	0	0	0	2	0	5	0	0	0	0	.579	.333
Henderson, R	.400	5	15	8	6	15	1	1	2	5	0	0	1	7	0	0	8	1	0	11	1.000	.609
Javier	.000	1	2	0	0	0	0	0	0	0	0	0	0	0	0	1	0	0	0	0	.000	.000
Lansford	.455	3	11	2	5	5	0	0	0	4	0	0	0	2	0	1	2	0	0	0	.455	.538
McGwire	.389	5	18	3	7	11	1	0	1	3	0	1	0	1	0	4	0	0	1	1	.611	.400
Parker	.188	4	16	2	3	9	0	0	2	3	0	0	0	0	0	0	0	0	0	0	.563	.188
Phelps	1.000	1	1	0	1	2	1	0	0	0	0	0	0	0	0	0	0	0	0	0	2.000	1.000
Phillips	.167	5	18	1	3	4	1	0	0	1	0	0	0	2	0	4	2	0	0	0	.222	.250
Steinbach	.200	4	15	0	3	3	0	0	0	1	0	0	1	0	5	0	0	0	0	0	.200	.250
Weiss	.111	4	9	2	1	2	1	0	0	0	1	0	0	1	0	1	1	0	0	0	.222	.200
Totals	.272	5	158	26	43	75	9	1	7	23	3	2	1	20	0	32	13	3	2	3	.475	.354

PITCHER	W	L	ERA	G	GS	CG	GF	SHO	SV	IP	H	R	ER	HR	HB	BB	IBB	SO	WP	BK	AVG
Davis	0	1	7.11	1	1	0	0	0	0	6.1	5	6	5	0	0	2	1	3	0	0	.227
Eckersley	0	0	1.59	4	0	0	4	0	3	5.2	4	1	1	0	0	0	0	2	0	0	.211
Honeycutt	0	0	32.40	3	0	0	0	0	0	1.2	6	6	6	0	0	5	0	1	1	0	.545
Moore	1	0	0.00	1	1	0	0	0	0	7.0	3	1	0	0	0	2	0	3	0	0	.125
Nelson	0	0	0.00	1	0	0	0	0	0	1.1	1	0	0	0	0	0	0	2	0	0	.250
Stewart	2	0	2.81	2	2	0	0	0	0	16.0	13	5	5	3	0	3	0	9	0	0	.224
Welch	1	0	3.18	1	1	0	0	0	0	5.2	8	2	2	0	0	1	0	4	0	0	.308
Young	0	0	0.00	1	0	0	1	0	0	0.1	0	0	0	0	0	2	0	0	0	0	.000
Totals	4	1	3.89	5	5	0	5	0	3	44.0	40	21	19	3	0	15	1	24	1	0	.242

Game 1 — October 3
Oakland 7, Toronto 3

Game 2 — October 4
Oakland 6, Toronto 3

Game 3 — October 6
Toronto 7, Oakland 3

Toronto	ab	r	h	bi
Moseby cf	4	0	0	0
Wilson rf	3	0	1	0
McGriff 1b	4	0	0	0
Bell lf	4	1	1	0
Fernandez ss	4	1	1	0
Whitt c	3	1	1	2
Gruber 3b	3	0	0	0
Mazzilli dh	3	0	0	0
Liriano 2b	2	0	1	1
Totals	30	3	5	3

Oakland	ab	r	h	bi
R. Henderson lf	2	1	0	0
Lansford 3b	5	1	2	2
Canseco rf	4	0	0	0
Parker dh	4	0	1	1
D. Henderson cf	4	1	2	1
McGwire 1b	4	1	1	1
Steinbach c	4	0	1	0
Phillips 2b	3	1	2	0
Gallego ss	4	2	2	0
Totals	34	7	11	5

Toronto	020	100	000	3	5	1
Oakland	010	013	02x	7	11	0

E – Liriano. **DP** – Oakland 1. **LOB** – Toronto 4, Oakland 8. **2B** – Phillips, Gallego. **HR** – D. Henderson, Whitt, McGwire. **SB** – R. Henderson 2, Fernandez, Liriano, Wilson, Lansford, Phillips. **SF** – Whitt.

Toronto	ip	h	r	er	bb	so
Stieb (L)	5.1	8	4	4	2	6
Acker	1.2	1	1	0	0	1
Ward	1.0	2	2	2	2	2
Oakland	ip	h	r	er	bb	so
Stewart (W)	8.0	5	3	3	3	6
Eckersley	1.0	0	0	0	0	0

WP – Ward. **PB** – Whitt. **HBP** – by Acker (R. Henderson).
T – 2:52. **A** – 49,435
Umpires – Phillips, Morrison, Ford, Cousins, Palermo and Reed.

Toronto	ab	r	h	bi
Moseby cf	3	2	1	0
Wilson rf	3	0	1	0
McGriff 1b	4	0	1	2
Bell lf	4	0	1	0
Fernandez ss	3	0	0	0
Whitt c	4	0	0	0
Gruber 3b	4	0	0	0
Mazzilli dh	4	0	0	0
Liriano 2b	2	1	1	0
Totals	31	3	5	2

Oakland	ab	r	h	bi
R. Henderson lf	2	2	2	0
Lansford 3b	3	1	1	1
Parker dh	4	1	1	1
McGwire 1b	4	1	3	1
D. Henderson cf	4	1	1	0
Hassey c	2	0	0	1
Phillips 2b	4	0	1	1
Javier rf	2	0	0	0
Canseco ph-rf	1	0	0	0
Weiss ss	3	0	0	0
Totals	29	6	9	5

Toronto	001	000	020	3	5	1
Oakland	000	203	10x	6	9	1

E – McGwire, McGriff. **DP** – Toronto 2, Oakland 1. **LOB** – Toronto 5, Oakland 5. **2B** – McGwire, D. Henderson. **HR** – Parker. **SB** – Fernandez, R. Henderson 4, Liriano, Phillips, Lansford. **SF** – Hassey.

Toronto	ip	h	r	er	bb	so
Stottliemyre (L)	5.0	7	4	4	2	3
Acker	0.1	2	1	1	0	0
Wells	1.0	0	1	0	2	1
Henke	0.2	0	0	0	0	1
Cerutti	1.0	0	0	0	1	0
Oakland	ip	h	r	er	bb	so
Moore (W)	7.0	3	1	0	2	3
Honeycutt	0.0	1	2	2	2	0
Eckersley (Sv)	2.0	1	0	0	0	0

Stottliemyre pitched to two batters in the 6th. Honeycutt pitched to three batters in the 8th.
PB – Hassey.
T – 3:20. **A** – 49,444
Umpires – Morrison, Ford, Cousins, Palermo, Reed and Phillips.

Oakland	ab	r	h	bi
R. Henderson lf	4	2	1	0
Lansford 3b	3	0	2	1
Blankenship 2b	0	0	0	0
Canseco rf	4	0	2	0
McGwire 1b	2	0	0	1
D. Henderson cf	4	0	1	0
Steinbach c	4	0	0	0
Parker dh	4	1	1	1
Phillips 2b-3b	4	0	0	0
Gallego ss	2	0	0	0
Phelps ph	1	0	1	0
Weiss pr-ss	1	0	0	0
Totals	33	3	8	3

Toronto	ab	r	h	bi
Moseby cf	2	1	0	1
Wilson rf	4	1	2	1
McGriff 1b	4	1	1	0
Bell dh	3	0	0	1
Fernandez ss	4	2	2	1
Whitt c	3	0	1	1
Gruber 3b	2	1	0	0
Lee 2b	4	1	1	0
Felix rf	3	0	1	1
Totals	29	7	8	6

Oakland	101	100	000	3	8	1
Toronto	000	400	30x	7	8	0

E – Canseco. **DP** – Oakland 1, Toronto 1. **LOB** – Oakland 7, Toronto 4. **2B** – R. Henderson, Fernandez 2, D. Henderson, Phelps. **HR** – Parker. **SB** – R. Henderson. **SF** – McGwire, Bell.

Oakland	ip	h	r	er	bb	so
Davis (L)	6.1	5	6	5	2	3
Honeycutt	0.0	2	1	1	1	0
Nelson	1.1	1	0	0	0	2
M. Young	0.1	0	0	0	2	0
Toronto	ip	h	r	er	bb	so
Key (W)	6.0	7	3	3	2	2
Acker	2.0	1	0	0	1	1
Henke	1.0	0	0	0	0	1

Honeycutt pitched to three batters in the 7th.
T – 2:54. **A** – 50,268
Umpires – Ford, Cousins, Palermo, Reed, Phillips and Morrison.

Game 4 — October 7
Oakland 6, Toronto 5

Game 5 — October 8
Oakland 4, Toronto 3

Oakland	ab	r	h	bi
R. Henderson lf	4	2	2	4
D. Henderson cf	4	1	1	0
Canseco rf	5	1	2	2
McGwire 1b	4	0	2	0
Steinbach c	3	0	1	0
Phillips 3b	3	0	0	0
Hassey c	4	0	1	0
Gallego 2b	4	1	1	0
Weiss ss	3	1	1	0
Totals	34	6	11	6

Oakland	ab	r	h	bi
R. Henderson lf	3	1	1	1
Phillips 3b	4	0	0	0
Canseco rf	3	0	1	1
Parker dh	4	0	0	0
D. Henderson cf	3	1	0	0
McGwire 1b	4	1	1	0
Steinbach c	4	0	1	1
Weiss ss	2	1	0	0
Gallego 2b	1	0	0	0
Totals	28	4	4	4

Toronto	ab	r	h	bi
Moseby cf	3	0	2	0
Wilson lf	5	1	1	1
McGriff 1b	5	0	1	1
Bell dh	5	0	0	0
Fernandez ss	5	2	2	0
Whitt c	2	0	0	0
Borders ph-c	1	0	1	1
Mulliniks ph	1	0	0	0
Gruber 3b	5	1	4	0
Lee 2b	4	1	1	0
Mazzilli ph	1	0	0	0
Felix rf	4	0	1	2
Totals	41	5	13	5

Toronto	ab	r	h	bi
Moseby cf	4	1	2	1
Wilson lf	4	0	0	0
McGriff 1b	4	0	0	0
Bell dh	4	1	2	1
Fernandez ss	4	1	2	0
Whitt c	4	0	0	0
Gruber 3b	3	0	1	1
Felix rf	4	0	1	0
Liriano 2b	3	0	1	0
Totals	34	3	9	3

Oakland	101	000	200	4	4	0
Toronto	000	000	012	3	9	0

Oakland	003	020	100	6	11	1
Toronto	000	101	120	5	13	0

E – R. Henderson. **DP** – Toronto 2. **LOB** – Oakland 6, Toronto 12. **2B** – Weiss, Felix, D. Henderson, Fernandez. **HR** – R. Henderson 2, Canseco. **SB** – Moseby, Gruber, Weiss, Fernandez. **S** – Weiss.

Oakland	ip	h	r	er	bb	so
Welch (W)	5.2	8	2	2	1	4
Honeycutt	1.2	3	3	3	2	1
Eckersley (Sv)	1.2	2	0	0	0	1
Toronto	ip	h	r	er	bb	so
Flanagan (L)	4.1	7	5	5	1	3
Ward	2.2	4	1	1	1	3
Cerutti	1.2	0	0	0	2	1
Acker	0.1	0	0	0	0	0

WP – Honeycutt.

T – 3:29. **A** – 50,076

Umpires – Cousins, Palermo, Reed, Phillips, Morrison and Ford.

DP – Oakland 1. **LOB** – Oakland 3, Toronto 5. **2B** – Gruber. **3B** – R. Henderson. **HR** – Moseby, Bell. **SB** – R. Henderson, Liriano, Fernandez 2. **S** – Gallego 2. **SF** – Gruber.

Oakland	ip	h	r	er	bb	so
Stewart (W)	8.0	8	2	2	0	3
Eckersley (Sv)	1.0	1	1	1	0	1
Toronto	ip	h	r	er	bb	so
Stieb (L)	6.0	4	4	4	4	4
Acker	2.0	0	0	0	0	2
Henke	1.0	0	0	0	0	1

Stieb pitched to three batters in the 7th. Stewart pitched to one batter in the 9th.

T – 2:52. **A** – 50,024

Umpires – Palermo, Reed, Phillips, Morrison, Ford and Cousins.

1989 WORLD SERIES

Oakland sweeps San Francisco for the A's first World Championship in 15 years in a series halted 12 days after an earthquake struck just prior to Game 3. The A's outscore the Giants 32-14 in the four game set, hitting nine home runs and batting .301. Dave Stewart earns series MVP honors with two wins and a 1.69 ERA, Mike Moore wins the other two games and Rickey Henderson hits .474.

Stewart tosses a five-hit shutout in Game 1 as the A's win 5-0 in Oakland. The A's score three times in the second and Dave Parker and Walt Weiss hit solo home runs in the third and fourth innings. Moore and the A's bullpen hold the Giants to one run in a 5-1 victory in Game 2. With the score tied 1-1 after three innings, the A's break the game open with a four-run fourth, highlighted by Terry Steinbach's three-run homer. The series moves to San Francisco for Game 3 and the A's outslug the Giants 13-7. Dave Henderson homers twice and Tony Phillips, Jose Canseco and Carney Lansford also homer as the A's tie a series record with five home runs. Moore picks up the win in the A's 9-6 win in Game 4 and also adds a two-run double. Rickey Henderson homers and collects three hits as the A's lead 8-0 entering the bottom of the sixth.

FINAL STATISTICS

PLAYER	AVG	G	AB	R	H	TB	2B	3B	HR	RBI	SH	SF	HP	BB	IBB	SO	SB	CS	DP	E	SLG	OBP
Blankenship	.500	1	2	1	1	1	0	0	0	0	0	0	0	0	0	0	0	0	0	0	.500	.500
Canseco	.357	4	14	5	5	8	0	0	1	3	0	0	0	4	1	3	1	0	0	0	.571	.500
Gallego	.000	2	1	0	0	0	0	0	0	0	0	0	0	0	0	0	0	0	0	0	.000	.000
Henderson, D	.308	4	13	6	4	12	2	0	2	4	0	0	1	4	0	3	0	0	1	0	.923	.500
Henderson, R	.474	4	19	4	9	17	1	2	1	3	0	0	0	2	0	2	3	1	0	0	.895	.524
Javier	—	1	0	0	0	0	0	0	0	0	0	0	0	0	0	0	0	0	0	0	—	—
Lansford	.438	4	16	5	7	11	1	0	1	4	0	0	0	3	0	1	0	0	1	0	.688	.526
McGwire	.294	4	17	0	5	6	1	0	0	1	0	0	0	1	0	3	0	0	0	0	.353	.333
Moore	.333	2	3	1	1	2	1	0	0	2	0	0	0	0	0	1	0	0	0	0	.667	.333
Parker	.222	3	9	2	2	6	1	0	1	2	0	0	0	0	0	2	0	0	0	0	.667	.222
Phelps	.000	1	1	0	0	0	0	0	0	0	0	0	0	0	0	0	0	0	0	0	.000	.000
Phillips	.235	4	17	2	4	8	1	0	1	3	0	0	0	0	0	3	0	0	0	0	.471	.235
Steinbach	.250	4	16	3	4	9	0	1	1	7	0	0	0	2	0	1	0	0	0	0	.563	.333
Stewart	.000	2	3	0	0	0	0	0	0	0	0	0	0	0	0	1	0	0	0	1	.000	.000
Weiss	.133	4	15	3	2	5	0	0	1	1	0	0	0	2	2	2	0	0	0	0	.333	.235
Totals	.301	4	146	32	44	85	8	3	9	30	0	0	1	18	3	22	4	1	2	1	.582	.382

PITCHER	W	L	ERA	G	GS	CG	GF	SHO	SV	IP	H	R	ER	HR	HB	BB	IBB	SO	WP	BK	AVG
Burns	0	0	0.00	2	0	0	1	0	0	1.2	1	0	0	0	0	1	0	0	0	0	.167
Eckersley	0	0	0.00	2	0	0	2	0	1	1.2	0	0	0	0	0	0	0	0	0	0	.000
Honeycutt	0	0	6.75	3	0	0	0	0	0	2.2	4	2	2	0	0	0	0	2	0	0	.364
Moore	2	0	2.08	2	2	0	0	0	0	13.0	9	3	3	1	0	3	0	10	2	0	.196
Nelson	0	0	54.00	2	0	0	0	0	0	1.0	4	6	6	2	0	2	0	1	0	0	.571
Stewart	2	0	1.69	2	2	1	0	1	0	16.0	10	3	3	1	0	2	0	14	0	0	.169
Totals	4	0	3.50	4	4	1	3	1	1	36.0	28	14	14	4	0	8	0	27	2	0	.209

Game 1 — October 14
Oakland 5, San Francisco 0

Game 2 — October 15
Oakland 5, San Francisco 1

Game 3 — October 27
Oakland 13, San Francisco 7

San Francisco	ab	r	h	bi
Butler cf	4	0	0	0
Thompson 2b	4	0	0	0
Clark 1b	4	0	2	0
Mitchell lf	4	0	2	0
Williams 3b-ss	4	0	0	0
Riles dh	4	0	0	0
Maldonado rf	4	0	0	0
Kennedy c	3	0	0	0
Uribe ss	2	0	1	0
Oberkfell ph	0	0	0	0
Totals	33	0	5	0

Oakland	ab	r	h	bi
R. Henderson lf	5	0	2	1
Lansford 3b	5	0	1	0
Gallego 2b	0	0	0	0
Canseco rf	3	0	0	0
Parker dh	4	1	1	1
D. Henderson cf	3	1	0	0
McGwire 1b	4	0	3	0
Steinbach c	4	1	1	0
Phillips 2b-3b	4	1	2	1
Weiss ss	4	1	1	1
Totals	36	5	11	4

San Francisco	000	000	000	0	5	1
Oakland	031	100	00x	5	11	1

E – Stewart, Kennedy. **LOB** – San Francisco 7, Oakland 9. **2B** – Clark. **HR** – Parker, Weiss.

San Francisco	ip	h	r	er	bb	so
Garrelts (L)	4.0	7	5	4	1	5
Hammaker	1.2	3	0	0	0	2
Brantley	1.1	1	0	0	1	0
LaCoss	1.0	0	0	0	0	1
Oakland	ip	h	r	er	bb	so
Stewart (W)	9.0	5	0	0	1	6

PB – Steinbach.
T – 2:45. **A** – 49,385
Umpires – Garcia, Runge, Voltaggio, Rennert, Clark and Gregg.

San Francisco	ab	r	h	bi
Butler cf	2	0	1	0
Thompson 2b	3	0	0	1
Clark 1b	4	0	0	0
Mitchell lf	4	0	1	0
Williams 3b-ss	4	0	0	0
Riles dh	3	0	0	0
Maldonado rf	3	0	0	0
Kennedy c	3	0	1	0
Uribe ss	2	1	0	0
Oberkfell ph-3b	1	0	1	0
Totals	29	1	4	1

Oakland	ab	r	h	bi
R. Henderson lf	3	1	3	0
Lansford 3b	3	0	1	1
Canseco rf	2	1	0	0
Parker dh	4	1	1	1
D. Henderson cf	3	1	0	0
McGwire 1b	4	0	1	0
Steinbach c	4	1	1	3
Phillips 2b	3	0	0	0
Weiss ss	3	0	0	0
Totals	29	5	7	5

San Francisco	001	000	000	1	4	0
Oakland	100	400	00x	5	7	0

DP – San Francisco 2, Oakland 1.
LOB – San Francisco 4, Oakland 5. **2B** – Lansford, Parker, McGwire. **3B** – R. Henderson. **HR** – Steinbach. **SB** – R. Henderson, Butler 2. **CS** – R. Henderson. **SF** – Thompson.

San Francisco	ip	h	r	er	bb	so
Reuschel (L)	4.0	5	5	5	4	2
Downs	2.0	1	0	0	0	2
Lefferts	1.0	1	0	0	1	1
Bedrosian	1.0	0	0	0	0	2
Oakland	ip	h	r	er	bb	so
Moore (W)	7.0	4	1	1	2	7
Honeycutt	1.1	0	0	0	0	1
Eckersley	0.2	0	0	0	0	0

Reuschel pitched to two batters in the 5th. Moore pitched to one batter in the 8th.
WP – Moore 2. **T** – 2:47. **A** – 49,388
Umpires – Runge, Voltaggio, Rennert, Clark, Gregg and Garcia.

Oakland	ab	r	h	bi
R. Henderson lf	5	1	1	0
Nelson p	0	0	0	0
Burns p	0	0	0	0
Lansford 3b	4	4	3	2
Honeycutt p	0	0	0	0
Gallego ph	1	0	0	0
Canseco rf	5	3	3	3
Javier rf	0	0	0	0
McGwire 1b	4	0	0	1
D. Henderson cf	4	2	3	4
Steinbach c	4	0	1	1
Phillips 2b-3b-lf	5	1	1	1
Weiss ss	5	1	1	0
Stewart p	3	0	0	0
Blankenship ph-2b	2	1	1	0
Totals	42	13	14	12

San Francisco	ab	r	h	bi
Butler cf	3	0	0	0
Nixon ph-cf	2	1	1	0
Thompson 2b	3	0	0	0
Litton ph-2b	2	0	2	1
Clark 1b	4	1	1	0
Mitchell lf	5	1	1	0
Oberkfell 3b	2	1	1	0
Williams ss	4	1	1	1
Kennedy c	3	0	1	2
Manwaring c	1	1	1	0
Sheridan rf	2	0	0	0
Brantley p	0	0	0	0
Riles ph	1	0	0	0
Hammaker p	0	0	0	0
Lefferts p	0	0	0	0
Bathe ph	1	1	1	3
Garrelts p	1	0	0	0
Downs p	0	0	0	0
Maldonado rf	3	0	0	0
Totals	37	7	10	7

Oakland	200	241	040	13	14	0
San Francisco	010	200	004	7	10	3

E – Oberkfell, Mitchell, Lefferts. **DP** – San Francisco 1. **LOB** – Oakland 7, San Francisco 6. **2B** – D. Henderson, R. Henderson, Manwaring Litton. **HR** – Williams, D. Henderson 2, Phillips, Canseco, Lansford, Bathe. **SB** – R. Henderson 2.

Oakland	ip	h	r	er	bb	so
Stewart (W)	7.0	5	3	3	1	8
Honeycutt	1.0	1	0	0	0	1
Nelson	0.2	3	4	4	1	1
Burns	0.1	1	0	0	1	0
San Francisco	ip	h	r	er	bb	so
Garrelts (L)	3.1	6	4	4	0	3
Downs	1.0	2	4	4	2	1
Brantley	2.2	1	1	1	2	1
Hammaker	0.2	5	4	4	0	0
Lefferts	1.1	0	0	0	0	0

HBP – by Hammaker (D. Henderson).
Balk – Brantley.
T – 3:03. **A** – 62,038
Umpires – Voltaggio, Rennert, Clark, Gregg, Garcia and Runge.

HISTORY

Game 4 — October 28
Oakland 9, San Francisco 6

Oakland	ab	r	h	bi
R. Henderson lf	6	2	3	2
Lansford 3b	4	1	2	1
Canseco rf	4	1	2	0
McGwire 1b	5	0	1	0
D. Henderson cf	3	2	1	0
Steinbach c	4	1	1	3
Phillips 2b	5	0	1	1
Weiss ss	3	1	0	0
Moore p	3	1	1	2
Phelps ph	1	0	0	0
Nelson p	0	0	0	0
Honeycutt p	0	0	0	0
Burns p	0	0	0	0
Parker ph	1	0	0	0
Eckersley p	0	0	0	0
Totals	39	9	12	9

San Francisco	ab	r	h	bi
Butler cf	5	1	3	1
Oberkfell 3b	3	0	0	0
Thompson ph-2b	1	0	1	1
Bedrosian p	0	0	0	0
Clark 1b	4	1	1	0
Mitchell lf	4	1	1	2
Williams ss-3b	4	0	1	0
Kennedy c	3	1	0	0
Litton 2b-3b-2b	4	1	1	2
Nixon rf	3	0	0	0
Robinson p	0	0	0	0
LaCoss p	1	0	0	0
Bathe ph	1	0	0	0
Brantley p	0	0	0	0
Downs p	0	0	0	0
Maldonado ph	1	1	1	0
Lefferts p	0	0	0	0
Uribe ss	1	0	0	0
Totals	35	6	9	6

Oakland	130	031	010	9	12	0
San Francisco	000	002	400	6	9	0

LOB – Oakland 10, San Francisco 4. **2B** – D. Henderson, Moore, Phillips, Butler.
3B – Steinbach, R. Henderson, Maldonado. **HR** – R. Henderson, Mitchell, Litton. **SB** – Canseco. **CS** – Butler.

Oakland	ip	h	r	er	bb	so
Moore (W)	6.0	5	2	2	1	3
Nelson	0.1	1	2	2	1	0
Honeycutt	0.1	3	2	2	0	0
Burns	1.1	0	0	0	0	0
Eckersley (Sv)	1.0	0	0	0	0	0
San Francisco	ip	h	r	er	bb	so
Robinson (L)	1.2	4	4	4	1	0
LaCoss	3.1	4	3	3	3	1
Brantley	0.1	3	1	1	0	0
Downs	1.2	0	0	0	0	1
Lefferts	0.1	1	1	1	1	0
Bedrosian	1.2	0	0	0	2	0

HBP – by Hammaker (D. Henderson).
Balk – Brantley.
T – 3:07. **A** – 62,032
Umpires – Rennett, Clark, Gregg, Garcia, Runge and Voltaggio.

1990 ALCS

The A's sweep Boston in the American League Championship Series for the second time in the last three years and become the first team since the 1976-78 New York Yankees to win three straight pennants. The A's pitching staff held the Red Sox to four runs, one in each game, while the offense hit .299 with no home runs. Dave Stewart picked up two wins and posted a 1.13 ERA to earn ALCS MVP honors and Terry Steinbach (.455), Carney Lansford (.438) and Mike Gallego (.400) all hit .400.

Dave Stewart and Roger Clemens engaged in a pitchers duel in Game 1 and when Clemens left after six innings, the A's trailed 1-0. The A's then scored nine runs off the Sox bullpen, including seven in the ninth, to win 9-1. Rickey Henderson had three RBI, Lansford and Steinbach had three hits each and Stewart allows one run in eight innings. Boston again took a 1-0 lead in Game 2, but the A's scored four unanswered runs this time, tying the game on a Harold Baines RBI single in the fourth and taking the lead on a Baines ground out in the seventh. The series moves to Oakland for Game 3 and starts in a familiar way as Boston scores a run in the second before the A's score twice in the fourth and sixth innings to win 4-1. The A's finally score first in Game 4, scoring three times in the second highlighted by a two-run double by Mike Gallego. Dave Stewart pitches eight scoreless innings before allowing a run in the ninth and Rick Honeycutt gets the final three outs for the save in the A's 3-1 win.

FINAL STATISTICS

PLAYER	AVG	G	AB	R	H	TB	2B	3B	HR	RBI	SH	SF	HP	BB	IBB	SO	SB	CS	DP	E	SLG	OBP
Baines	.357	4	14	2	5	6	1	0	0	3	1	0	0	2	2	1	1	0	1	0	.429	.438
Blankenship	—	3	0	1	0	0	0	0	0	0	0	0	0	0	0	0	1	0	0	0	—	—
Canseco	.182	4	11	3	2	2	0	0	0	1	0	1	0	5	0	5	2	0	0	0	.182	.412
Gallego	.400	4	10	1	4	5	1	0	0	2	0	0	1	1	0	1	0	1	0	0	.500	.500
Hassey	.333	2	3	0	1	1	0	0	0	0	0	0	1	2	0	0	0	0	1	0	.333	.667
Henderson, D	.167	2	6	0	1	1	0	0	0	1	0	1	1	0	0	2	1	0	1	0	.167	.250
Henderson, R	.294	4	17	1	5	5	0	0	0	3	0	1	0	1	0	2	2	1	0	0	.294	.316
Jennings	.000	1	1	0	0	0	0	0	0	0	0	0	0	0	0	0	0	0	0	0	.000	.000
Lansford	.438	4	16	2	7	8	1	0	0	2	2	0	0	0	0	1	0	0	0	0	.500	.438
McGee	.222	3	9	3	2	3	1	0	0	0	1	0	0	1	0	2	2	0	0	0	.333	.300
McGwire	.154	4	13	2	2	2	0	0	0	2	0	0	1	3	0	3	0	0	0	0	.154	.353
Quirk	1.000	1	1	0	1	1	0	0	0	0	0	0	0	0	0	0	0	0	0	0	1.000	1.000
Randolph	.375	4	8	1	3	3	0	0	0	3	0	0	0	1	0	0	0	0	1	0	.375	.444
Steinbach	.455	3	11	2	5	5	0	0	0	1	0	0	0	1	0	2	0	1	1	0	.455	.500
Weiss	.000	2	7	2	0	0	0	0	0	0	0	0	0	2	0	2	0	0	0	1	.000	.222
Totals	.299	4	127	20	38	42	4	0	0	18	4	3	4	19	2	21	9	3	5	1	.331	.399

PITCHER	W	L	ERA	G	GS	CG	GF	SHO	SV	IP	H	R	ER	HR	HB	BB	IBB	SO	WP	BK	AVG
Eckersley	0	0	0.00	3	0	0	3	0	2	3.1	2	0	0	0	0	0	0	3	0	0	.167
Honeycutt	0	0	0.00	3	0	0	1	0	1	1.2	0	0	0	0	0	0	0	0	0	0	.000
Moore	1	0	1.50	1	1	0	0	0	0	6.0	4	1	1	0	0	1	0	5	0	0	.190
Nelson	0	0	0.00	1	0	0	0	0	0	1.2	3	0	0	0	0	0	0	0	0	0	.375
Stewart	2	0	1.13	2	2	0	0	0	0	16.0	8	2	2	1	0	2	0	4	0	0	.148
Welch	1	0	1.23	1	1	0	0	0	0	7.1	6	1	1	0	0	3	0	4	0	0	.222
Totals	4	0	1.00	4	4	0	4	0	3	36.0	23	4	4	1	0	6	0	16	0	0	.183

Game 1 — October 6
Oakland 9, Boston 1

Game 2 — October 7
Oakland 4, Boston 1

Game 3 — October 9
Oakland 4, Boston 1

Oakland	ab	r	h	bi
R. Henderson lf	5	1	2	3
McGee cf	4	1	0	0
Canseco rf	2	1	1	1
Baines dh	3	0	1	0
Blankenship pr	0	1	0	0
Lansford 3b	5	1	3	2
Steinbach c	5	1	3	1
McGwire 1b	3	1	0	0
Weiss ss	3	2	0	0
Gallego 2b	1	0	1	0
Quirk ph	1	0	1	0
Randolph pr-2b	2	0	1	1
Totals	34	9	13	8

Boston	ab	r	h	bi
Reed 2b-ss	3	0	0	0
Quintana 1b	4	0	0	0
Boggs 3b	4	1	1	1
Burks cf	4	0	1	0
Greenwell lf	4	0	0	0
Evans dh	2	0	0	0
Brunansky rf	3	0	1	0
Pena c	3	0	0	0
Rivera ss	2	0	1	0
Marshall ph	1	0	1	0
Kutcher pr	0	0	0	0
Barrett 2b	0	0	0	0
Totals	30	1	5	1

Oakland	000	000	117	9	13	0
Boston	000	100	000	1	5	1

E – Gray. **DP** – Oakland 1, Boston 1. **LOB** – Oakland 11, Boston 4. **2B** – Lansford, Burks. **HR** – Boggs. **SB** – Canseco, R. Henderson, McGee. **SH** – Reed, Baines, McGee. **SF** – R. Henderson, Canseco.

Oakland	ip	h	r	er	bb	so
Stewart (W)	8.0	4	1	1	1	3
Eckersley	1.0	1	0	0	0	0
Boston	ip	h	r	er	bb	so
Clemens	6.0	4	0	0	4	4
Andersen (L)	1.0	2	2	2	1	0
Bolton	0.1	0	0	0	0	0
Gray	0.2	3	2	1	1	0
Lamp	0.1	2	4	4	2	0
Murphy	0.2	2	1	1	1	0

Andersen pitched to one batter in eighth.
Gray pitched to two batters in ninth.
WP – Clemens. **PB** – Pena.
T – 3:26. **A** – 35,192
Umpires – Garcia, Hirschbeck, Evans, Cooney, Voltaggio and McCoy.

Oakland	ab	r	h	bi
R. Henderson lf	5	0	1	0
McGee cf	5	2	2	0
Canseco rf	3	1	1	0
Baines dh	5	0	2	3
Blankenship pr	0	0	0	0
McGwire 1b	5	0	2	1
Lansford 3b	5	0	3	0
Hassey c	3	0	1	0
Weiss ss	4	0	0	0
Randolph 2b	0	0	0	0
Gallego 2b-ss	3	1	1	0
Totals	38	4	13	4

Boston	ab	r	h	bi
Reed 2b-ss	4	0	1	0
Quintana 1b	3	0	0	1
Boggs 3b	4	0	2	0
Burks cf	3	0	1	0
Greenwell lf	3	0	0	0
Evans dh	4	0	1	0
Brunansky rf	3	0	0	0
Pena c	4	0	0	0
Rivera ss	2	1	1	0
Marshall ph	1	0	0	0
Barrett 2b	0	0	0	0
Heep ph	1	0	0	0
Totals	32	1	6	1

Oakland	000	100	102	4	13	1
Boston	001	000	000	1	6	0

E – Weiss. **DP** – Oakland 1, Boston 2. **LOB** – Oakland 12, Boston 8. **2B** – Evans, Rivera, McGee, Baines. **SB** – Burks, McGee. **SF** – Quintana.

Oakland	ip	h	r	er	bb	so
Welch (W)	7.1	6	1	1	3	4
Honeycutt	0.1	0	0	0	0	0
Eckersley (S)	1.1	0	0	0	0	2
Boston	ip	h	r	er	bb	so
Kiecker	5.2	6	1	1	1	2
Harris (L)	0.1	3	1	1	0	0
Andersen	1.0	1	0	0	1	1
Reardon	2.0	3	2	2	1	0

Harris pitched to two batters in seventh.
Andersen pitched to one batter in eighth.
HBP – by Kiecker (Gallego), by Reardon (Hassey).
T – 3:42. **A** – 35,070
Umpires – Hirschbeck, Evans, Cooney, Voltaggio, McCoy and Garcia.

Boston	ab	r	h	bi
Reed 2b-ss	4	0	0	0
Quintana 1b	4	0	0	0
Boggs 3b	4	0	2	0
Burks cf	4	0	1	0
Greenwell lf	3	1	0	0
Evans dh	4	0	2	0
Brunansky rf	3	0	0	1
Pena c	4	0	3	0
Kutcher pr	0	0	0	0
Rivera ss	2	0	0	0
Marshall ph	1	0	0	0
Barrett 2b	0	0	0	0
Heep ph	1	0	0	0
Totals	34	1	8	1

Oakland	ab	r	h	bi
R. Henderson lf	4	0	1	0
Lansford 3b	3	0	0	0
Canseco rf	3	1	0	0
Baines dh	3	2	1	0
McGwire 1b	3	0	0	0
D. Henderson cf	2	0	1	1
Steinbach c	3	1	0	0
Randolph 2b	4	0	2	2
Gallego ss	3	0	1	0
Totals	28	4	6	3

Boston	010	000	000	1	8	3
Oakland	000	202	00x	4	6	0

E – Boddicker, Rivera, Pena. **DP** – Boston 1. **LOB** – Boston 8, Oakland 7. **2B** – Boggs. **SB** – Canseco, Baines, D. Henderson. **SH** – Lansford. **SF** – Brunansky, D. Henderson.

Boston	ip	h	r	er	bb	so
Boddicker (L)	8.0	6	4	2	3	7
Oakland	ip	h	r	er	bb	so
Moore (W)	6.0	4	1	1	1	5
Nelson	1.2	3	0	0	0	0
Honeycutt	0.1	0	0	0	0	0
Eckersley (S)	1.0	1	0	0	0	1

HBP – by Boddicker (McGwire, D. Henderson).
T – 2:47. **A** – 49,026.
Umpires – Evans, Cooney, Voltaggio, McCoy, Garcia and Hirschbeck.

Game 4 — October 10
Oakland 3, Boston 1

Boston	ab	r	h	bi
Burks cf	4	1	1	0
Reed 2b	4	0	1	1
Boggs 3b	4	0	2	0
Greenwell lf	4	0	0	0
Pena c	3	0	0	0
Evans dh	3	0	0	0
Brunansky rf	3	0	0	0
Quintana 1b	2	0	0	0
Rivera ss	3	0	0	0
Totals	30	1	4	1

Oakland	ab	r	h	bi
R. Henderson lf	3	0	1	0
D. Henderson cf	4	0	0	0
Canseco rf	3	0	0	0
Jennings rf	1	0	0	0
Baines dh	3	0	1	0
McGee pr	0	0	0	0
Hassey ph	0	0	0	0
Blankenship pr	0	0	0	0
Lansford 3b	3	1	1	0
Steinbach c	3	0	2	0
McGwire 1b	2	1	0	1
Randolph 2b	2	1	0	0
Gallego ss	3	0	1	2
Totals	27	3	6	3

Boston	000	000	001	1	4	1
Oakland	030	000	00x	3	6	0

E – Greenwell. **DP** – Boston 2, Oakland 1. **LOB** – Boston 3, Oakland 5. **2B** – Gallego, Burks. **SB** – R. Henderson, Blankenship. **SH** – Lansford.

Boston	ip	h	r	er	bb	so
Clemens (L)	1.2	3	3	3	1	0
Bolton	2.2	2	0	0	2	3
Gray	2.2	1	0	0	0	2
Andersen	1.0	0	0	0	1	2
Oakland	ip	h	r	er	bb	so
Stewart (W)	8.0	4	1	1	1	1
Honeycutt (S)	1.0	0	0	0	0	0

Stewart pitched to two batters in ninth.

T – 3:02. **A** – 49,052.

Umpires – Cooney, Voltaggio, McCoy, Garcia, Hirschbeck and Evans.

1990 WORLD SERIES

The A's are swept by Cincinnati in the World Series, the fourth sweep in which the A's were involved in six post season series from 1988-90. The Reds outscore the A's 22-8 shutting out Oakland in Game 1 and holding the A's to one run in Game 4. The A's hit .207 as a team led by Rickey Henderson (.333). Dave Stewart posts a 2.77 ERA but loses twice.

Former Athletic Jose Rijo shuts out the A's in Game 1 at Cincinnati, 7-0. He combines with Rob Dibble and Randy Myers on a nine-hit shutout as the A's strand 11. Dave Stewart takes the loss, allowing four runs on three hits and four walks in four innings. The A's lose 5-4 in 10 innings in Game 2 as Dennis Eckersley allows three consecutive hits, including the game winning RBI single to Joe Oliver. Jose Canseco's solo home run highlights the A's three-run third which puts Oakland ahead 4-2 but the Reds score one in the fourth and one in the eighth to tie game. The series moves to Oakland for Game 3 but the Reds win 8-2, scoring seven times in the third inning. Mike Moore allows six runs in 2 2/3 innings for the loss and Scott Sanderson allows two more. Harold Baines hits a two-run home run and Rickey Henderson a solo shot for the A's scoring. Dave Stewart tosses a complete game in Game 4, but the A's lose 2-1 as Jose Rijo and Randy Myers combine on a two-hitter. Carney Lansford has a RBI single in the first. Stewart shuts out the Reds over the first seven innings before Cincinnati scores two in the eighth on a fielders choice and a Hal Morris sacrifice fly.

FINAL STATISTICS

PLAYER	AVG	G	AB	R	H	TB	2B	3B	HR	RBI	SH	SF	HP	BB	IBB	SO	SB	CS	DP	E	SLG	OBP
Baines	.143	3	7	1	1	4	0	0	1	2	0	0	0	1	1	2	0	0	0	0	.571	.250
Blankenship	.000	1	1	0	0	0	0	0	0	0	0	0	0	0	0	1	0	0	0	0	.000	.000
Bordick	—	3	0	0	0	0	0	0	0	0	0	0	0	0	0	0	0	0	0	0	—	—
Canseco	.083	4	12	1	1	4	0	0	1	2	0	0	0	2	0	3	0	0	1	0	.333	.214
Gallego	.091	4	11	0	1	1	0	0	0	1	0	0	0	1	0	3	1	0	0	1	.091	.167
Hassey	.333	3	6	0	2	2	0	0	1	0	1	0	0	0	0	0	0	0	0	0	.333	.286
Henderson, D.	.231	4	13	2	3	4	1	0	0	0	0	0	0	1	0	3	0	0	0	0	.308	.286
Henderson, R.	.333	4	15	2	5	10	2	0	1	1	0	0	0	3	0	4	3	0	0	0	.667	.444
Jennings	1.000	1	1	0	1	1	0	0	0	0	0	0	0	0	0	0	0	0	0	0	1.000	1.000
Lansford	.267	4	15	0	4	4	0	0	1	1	0	0	0	1	0	0	1	0	0	0	.267	.313
McGee	.200	4	10	1	2	3	1	0	0	0	0	0	0	0	0	2	1	0	1	0	.300	.200
McGwire	.214	4	14	1	3	3	0	0	0	0	0	0	0	2	0	4	0	0	2	.214	.313	
Quirk	.000	1	3	0	0	0	0	0	0	0	0	0	0	0	0	2	0	0	0	0	.000	.000
Randolph	.267	4	15	0	4	4	0	0	0	0	0	0	0	1	0	0	1	0	0	0	.267	.313
Steinbach	.125	3	8	0	1	1	0	0	0	0	0	0	0	0	0	1	0	0	0	0	.125	.125
Stewart	.000	2	1	0	0	0	0	0	0	0	0	0	0	0	0	1	0	0	0	0	.000	.000
Welch	.000	1	3	0	0	0	0	0	0	0	1	0	0	0	0	2	0	0	0	0	.000	.000
Totals	.207	4	135	8	28	41	4	0	3	8	2	1	0	12	1	28	7	0	2	5	.304	.270

PITCHER	W	L	ERA	G	GS	CG	GF	SHO	SV	IP	H	R	ER	HR	HB	BB	IBB	SO	WP	BK	AVG
Burns	0	0	16.20	2	0	0	0	0	0	1.2	5	3	3	0	0	2	0	0	1	0	.500
Eckersley	0	1	6.75	2	0	0	2	0	0	1.1	3	1	1	0	0	0	0	0	1	0	.429
Honeycutt	0	0	0.00	1	0	0	0	0	0	1.2	2	0	0	0	0	1	1	0	0	0	.286
Klink	0	0	—	1	0	0	0	0	0	0.0	0	0	0	0	0	1	0	0	0	0	—
Moore	0	1	6.75	1	1	0	0	0	0	2.2	8	6	2	2	0	0	0	1	0	0	.500
Nelson	0	0	0.00	2	0	0	0	0	0	5.0	3	0	0	0	0	2	0	0	0	0	.188
Sanderson	0	0	10.80	2	0	0	0	0	0	1.2	4	2	2	0	0	1	0	0	1	0	.500
Stewart	0	2	3.46	2	2	1	0	0	0	13.0	10	6	5	1	1	6	0	5	0	0	.222
Welch	0	0	4.91	1	1	0	0	0	0	7.1	9	4	4	0	0	2	0	2	0	0	.310
Young	0	0	0.00	1	0	0	1	0	0	1.0	1	0	0	0	0	0	0	0	0	0	.250
Totals	0	4	3.57	4	4	1	3	0	0	35.1	45	22	14	3	1	15	1	9	2	0	.317

Game 1 — October 16
Cincinnati 7, Oakland 0

Game 2 — October 17
Cincinnati 5, Oakland 4

Game 3 — October 19
Cincinnati 8, Oakland 3

Oakland	ab	r	h	bi
R. Henderson lf	5	0	3	0
McGee cf	5	0	1	0
Canseco rf	2	0	0	0
McGwire 1b	3	0	0	0
Lansford 3b	4	0	2	0
Steinbach c	4	0	1	0
Randolph 2b	4	0	1	0
Gallego ss	4	0	0	0
Stewart p	1	0	0	0
Jennings ph	1	0	1	0
Burns p	0	0	0	0
Nelson p	0	0	0	0
Hassey ph	1	0	0	0
Sanderson p	0	0	0	0
Eckersley p	0	0	0	0
D. Henderson ph	1	0	0	0
Totals	35	0	9	0

Cincinnati	ab	r	h	bi
Larkin ss	4	1	0	0
Hatcher cf	3	3	3	1
O'Neill rf	2	1	0	1
Davis lf	4	2	2	3
Morris 1b	4	0	1	0
Sabo 3b	3	0	1	2
Oliver c	4	0	1	0
Duncan 2b	3	0	1	0
Rijo p	3	0	1	0
Dibble p	0	0	0	0
Benzyer ph	1	0	0	0
Myers p	0	0	0	0
Totals	31	7	10	7

Oakland	000	000	000	0	9	1
Cincinnati	202	030	00x	7	10	0

E — Gallego. **DP** — Oakland 2, Cincinnati 1. **LOB** — Oakland 11, Cincinnati 6. **2B** — R. Henderson 2, Hatcher 2. **HR** — Davis. **SB** — McGee, Lansford.

Oakland	ip	h	r	er	bb	so
Stewart (L)	4.0	3	4	3	4	3
Burns	0.2	4	3	3	1	0
Nelson	1.1	2	0	0	1	0
Sanderson	1.0	1	0	0	0	0
Eckersley	1.0	0	0	0	0	1
Cincinnati	ip	h	r	er	bb	so
Rijo (W)	7.0	7	0	0	2	5
Dibble	1.0	1	0	0	1	0
Myers	1.0	1	0	0	0	2

WP — Dibble.
T — 2:38. **A** — 55,830
Umpires — Pulli, Roe, Quick, Hendry, Marsh and Barnett.

Oakland	ab	r	h	bi
R. Henderson lf	4	1	1	0
Lansford 3b	4	0	1	0
Canseco rf	5	1	1	2
McGwire 1b	4	1	2	0
D. Henderson cf	4	1	2	0
Steinbach c	0	0	0	0
Randolph 2b	4	0	0	0
Hassey c	4	0	2	1
Bordick pr-ss	0	0	0	0
Gallego ss	4	0	1	1
Baines ph	1	0	0	0
Eckersley p	0	0	0	0
Welch p	3	0	0	0
Honeycutt p	0	0	0	0
McGee cf	0	0	0	0
Totals	37	4	10	4

Cincinnati	ab	r	h	bi
Larkin ss	5	1	3	0
Hatcher cf	4	2	4	1
O'Neill rf	4	0	0	0
Davis lf	5	0	0	1
Morris 1b	3	0	0	0
Braggs ph	1	0	0	1
Dibble p	0	0	0	0
Bates ph	1	1	1	0
Sabo 3b	5	0	3	0
Oliver c	5	1	2	1
Duncan 2b	3	0	0	0
Jackson p	1	0	0	0
Scudder p	0	0	0	0
Oester ph	1	0	1	1
Armstrong p	0	0	0	0
Winningham ph	1	0	0	0
Charlton p	0	0	0	0
Benzyer 1b	1	0	0	0
Totals	40	5	14	5

One out when winning run scored
Oakland 103 000 000 0 410 2
Cincinnati 200 100 010 1 514 2

E — Jackson, Oliver, Hassey, McGwire.
DP — Cincinnati 1. **LOB** — Oakland 10, Cincinnati 10. **2B** — Larkin, Hatcher 2, Oliver. **3B** — Hatcher. **HR** — Canseco. **SB** — R. Henderson. **SH** — Lansford, Welch. **SF** — Hassey.

Oakland	ip	h	r	er	bb	so
Welch	7.1	9	4	4	2	2
Honeycutt	1.2	2	0	0	1	0
Eckersley (L)	0.1	3	1	1	0	0
Cincinnati	ip	h	r	er	bb	so
Jackson	2.2	6	4	3	2	0
Scudder	1.1	0	0	0	2	2
Armstrong	3.0	1	0	0	0	3
Charlton	1.0	1	0	0	0	0
Dibble (W)	2.0	2	0	0	0	2

T — 3:31. **A** — 55,832
Umpires — Roe, Quick, Hendry, Marsh, Barnett and Pulli.

Cincinnati	ab	r	h	bi
Larkin ss	5	0	2	1
Hatcher cf	5	1	2	0
O'Neill rf	3	1	1	0
Davis lf	5	1	2	1
Morris dh	4	0	0	1
Sabo 3b	4	2	2	3
Benzyer 1b	5	1	2	0
Oliver c	5	1	2	1
Duncan 2b	4	1	1	1
Totals	40	8	14	8

Oakland	ab	r	h	bi
R. Henderson lf	3	1	1	1
Lansford 3b	3	0	0	0
Canseco rf	4	0	0	0
D. Henderson cf	4	1	1	0
Baines dh	4	1	1	2
McGwire 1b	4	0	1	0
Steinbach c	4	0	0	0
Randolph 2b	4	0	3	0
Gallego ss	2	0	0	0
McGee ph	1	0	0	0
Bordick ss	0	0	0	0
Blankenship ph	1	0	0	0
Totals	34	3	7	3

Cincinnati	017	000	000	8	14	1
Oakland	021	000	000	3	7	1

E — McGwire, Oliver. **DP** — Oakland 2. **LOB** — Cincinnati 9, Oakland 6. **2B** — D. Henderson, Oliver. **3B** — Larkin. **HR** — Sabo 2, Baines, R. Henderson. **SB** — Duncan, O'Neill, R. Henderson, Randolph.

Cincinnati	ip	h	r	er	bb	so
Browning (W)	6.0	6	3	3	2	2
Dibble	1.2	0	0	0	0	2
Myers	1.1	1	0	0	0	1
Oakland	ip	h	r	er	bb	so
Moore (L)	2.2	8	6	2	0	1
Sanderson	0.2	3	2	2	1	0
Klink	0.0	0	0	0	1	0
Nelson	3.2	1	0	0	1	0
Burns	1.0	1	0	0	1	0
Young	1.0	1	0	0	0	0

Klink pitched to one batter in fourth. Browning pitched to one batter in seventh.

WP — Sanderson, Burns.
T — 3:01. **A** — 48,269.
Umpires — Quick, Hendry, Marsh, Frommington, Pulli and Roe.

Game 4 — October 20
Cincinnati 2, Oakland 1

Cincinnati	ab	r	h	bi
Larkin ss	3	1	1	0
Hatcher cf	0	0	0	0
Winningham cf	3	1	2	0
O'Neill rf	3	0	0	0
Davis lf	0	0	0	0
Braggs ph-lf	3	0	0	1
Morris dh	3	0	0	1
Sabo 3b	4	0	3	0
Benzinger 1b	4	0	0	0
Oliver c	4	0	1	0
Duncan 2b	4	0	0	0
Totals	31	2	7	2

Oakland	ab	r	h	bi
R. Henderson lf	3	0	0	0
McGee rf	4	1	1	0
D. Henderson cf	4	0	0	0
Baines dh	2	0	0	0
Canseco ph	1	0	0	0
Lansford 3b	4	0	1	1
Quirk c	3	0	0	0
McGwire 1b	3	0	0	0
Randolph 2b	3	0	0	0
Gallego ss	1	0	0	0
Hassey ph	1	0	0	0
Bordick ss	0	0	0	0
Totals	29	1	2	1

Cincinnati	000	000	020	2	7	1
Oakland	100	000	000	1	2	1

E – Oliver, Stewart. **DP** – Oakland 1.
LOB – Cincinnati 7, Oakland 4. **2B** –
 McGee, Oliver, Sabo. **SB** – Gallego, R.
 Henderson. **SH** – O'Neill. **SF** – Morris.

Cincinnati	ip	h	r	er	bb	so
Rijo (W)	8.1	2	1	1	3	9
Myers (S)	0.2	0	0	0	0	0
Oakland	ip	h	r	er	bb	so
Stewart (L)	9.0	7	2	1	2	2

HBP – by Stewart (Hatcher).
T – 2:48. **A** – 48,613.
Umpires – Hendry, Marsh, Froemming,
 Pulli, Roe and Quick.

1992 ALCS

The A's return to the ALCS for the fourth time in the last five years, but lose for the first time during that stretch as Toronto wins the series, 4-2. The A's hit .251 as a team led by Harold Baines (.440) and Jerry Browne (.400). Ruben Sierra leads Oakland with seven RBI. Dave Stewart has one of the A's two wins and posts a 2.70 ERA.

The A's open the series with a 4-3 win in Game 1 at Toronto as Harold Baines breaks a 3-3 tie with a ninth inning home run. Oakland scores three in the first on home runs by Mark McGwire and Terry Steinbach but Dave Stewart allows single runs in the fifth, sixth and eighth innings. Toronto comes back to win Game 2, 3-1 as David Cone shuts out the A's over the first eight innings before Baines has a RBI single in the ninth. Mike Moore allows three runs in seven innings for the loss. The Blue Jays win the first game in Oakland, 7-5 as Juan Guzman defeats Ron Darling. The A's collect 13 hits but strand 11 runners. Toronto then goes up 3-1 in the series with a 7-6, 11 inning win in Game 4. The A's score five times in the third and lead 6-1 entering the eighth. The Blue Jays score three times in the eighth and then tie the game on a two-run home run by Roberto Alomar off Dennis Eckersley in the ninth. A Pat Borders sacrifice fly off Kelly Downs in the 11th is the game winner. Dave Stewart keeps the A's alive with a complete game seven hitter as Oakland wins Game 5, 6-2. Jerry Browne provides the offense with four hits and two RBI and Ruben Sierra adds three RBI. The series returns to Toronto for Game 6 and the Blue Jays clinch the A.L. Pennant with a 9-2 win. Mike Moore takes the loss, allowing six runs on seven hits in 2 2/3 innings.

FINAL STATISTICS

PLAYER	AVG	G	AB	R	H	TB	2B	3B	HR	RBI	SH	SF	HP	BB	IBB	SO	SB	CS	DP	E	SLG	OBP
Baines	.440	6	25	6	11	16	2	0	1	4	1	0	0	0	0	3	0	0	1	0	.640	.440
Blankenship	.231	5	13	2	3	3	0	0	0	0	0	0	0	3	0	4	1	0	0	2	.231	.375
Bordick	.053	6	19	1	1	1	0	0	0	0	0	0	0	1	0	2	1	0	1	0	.053	.100
Browne	.400	4	10	3	4	4	0	0	0	2	1	0	0	2	0	0	0	0	0	0	.400	.500
Fox	.000	4	1	0	0	0	0	0	0	0	0	0	0	1	0	0	2	0	0	0	.000	.500
Henderson	.261	6	23	5	6	6	0	0	0	1	0	0	0	4	0	4	2	0	0	0	.261	.370
Lansford	.167	5	18	0	3	3	0	0	0	1	0	0	0	1	0	1	0	0	1	1	.167	.211
McGwire	.150	6	20	1	3	6	0	0	1	3	1	0	1	5	2	4	0	0	0	1	.300	.346
Quirk	.000	1	1	0	0	0	0	0	0	0	0	0	0	0	0	0	0	0	0	0	.000	.000
Ready	.000	1	1	0	0	0	0	0	0	0	0	0	0	0	0	1	0	0	0	0	.000	.000
Sierra	.333	6	24	4	8	15	2	1	1	7	0	2	0	2	0	1	1	2	1	0	.625	.357
Steinbach	.292	6	24	1	7	10	0	0	1	5	0	0	0	2	0	7	0	0	1	0	.417	.346
Weiss	.167	3	6	1	1	1	0	0	0	0	0	0	0	2	0	1	2	0	0	0	.167	.375
Wilson	.227	6	22	0	5	6	1	0	0	0	0	0	0	1	0	5	7	0	0	0	.273	.261
Totals	.251	6	207	24	52	71	5	1	4	23	3	2	1	24	2	33	16	2	5	7	.343	.329

PITCHER	W	L	ERA	G	GS	CG	GF	SHO	SV	IP	H	R	ER	HR	HB	BB	IBB	SO	WP	BK	AVG
Corsi	0	0	0.00	3	0	0	0	0	0	2.0	2	0	0	0	0	3	0	0	0	0	.286
Darling	0	1	3.00	1	1	0	0	0	0	6.0	4	3	2	2	0	2	0	3	2	0	.200
Downs	0	1	3.86	2	0	0	1	0	0	2.1	3	3	1	0	0	1	0	0	0	0	.300
Eckersley	0	0	6.00	3	0	0	2	0	1	3.0	8	2	2	1	0	0	0	2	0	0	.471
Honeycutt	0	0	0.00	2	0	0	0	0	0	2.0	0	0	0	0	0	0	0	1	0	0	.000
Moore	0	2	7.45	2	2	0	0	0	0	9.2	11	9	8	3	0	5	1	7	0	0	.282
Parrett	0	0	11.57	3	0	0	1	0	0	2.1	6	3	3	0	0	0	0	1	0	0	.600
Russell	1	0	9.00	3	0	0	0	0	0	2.0	2	2	2	0	0	4	0	0	1	0	.222
Stewart	1	0	2.70	2	2	1	0	0	0	16.2	14	5	5	3	0	6	0	7	0	0	.233
Welch	0	0	2.57	1	1	0	0	0	0	7.0	7	2	2	1	0	1	0	7	0	0	.250
Witt	0	0	18.00	1	0	0	1	0	0	1.0	2	2	2	0	0	1	0	1	0	0	.500
Totals	2	4	4.50	6	6	1	5	0	1	54.0	59	31	27	10	0	23	1	29	3	0	.281

Game 1 — October 7
Oakland 4, Toronto 3

Oakland	ab	r	h	bi
Henderson lf	2	0	0	0
Lansford 3b	4	0	0	0
Sierra rf	4	0	0	0
Baines dh	4	2	3	1
McGwire 1b	3	1	1	2
Steinbach c	4	1	1	1
Wilson cf	4	0	1	0
Bordick ss	4	0	0	0
Blankenship 2b	2	0	0	0
Totals	31	4	6	4

Toronto	ab	r	h	bi
White cf	3	0	1	0
Alomar 2b	4	0	1	0
Carter rf-1b	4	0	1	0
Winfield dh	4	2	2	1
Olerud 1b	3	0	1	1
Bell pr-rf	0	0	0	0
Maldonado lf	4	0	0	0
Gruber 3b	4	0	0	0
Borders c	4	1	1	1
Lee ss	3	0	1	0
Sprague ph	1	0	1	0
Griffin pr	0	0	0	0
Totals	34	3	9	3

Oakland	030	000	001	4	6	1
Toronto	000	011	010	3	9	0

E – Henderson. **DP** – Oakland 2, Toronto 2. **LOB** – Oakland 4, Toronto 7. **2B** – Winfield. **HR** – McGwire, Steinbach, Borders, Winfield, Baines. **SB** – Wilson, Alomar.

Oakland	ip	h	r	er	bb	so
Stewart	7.2	7	3	3	3	2
Russell (W)	0.1	1	0	0	0	0
Eckersley (S)	1.0	1	0	0	0	0
Toronto	ip	h	r	er	bb	so
Morris (L)	9.0	6	4	4	4	4

WP – Morris.
T – 2:47. **A** – 51,039
Umpires – Denkinger, Young, Clark, Merrill, Brinkman and Coble

Game 2 — October 8
Toronto 3, Oakland 1

Oakland	ab	r	h	bi
Henderson lf	4	0	0	0
Lansford 3b	4	0	0	0
Sierra rf	3	1	1	0
Baines dh	4	0	2	1
Fox pr-dh	0	0	0	0
McGwire 1b	4	0	0	0
Steinbach c	4	0	1	0
Wilson cf	4	0	1	0
Bordick 2b	2	0	0	0
Weiss ss	2	0	1	0
Totals	31	1	6	1

Toronto	ab	r	h	bi
White cf	3	0	0	0
Alomar 2b	3	0	1	0
Carter rf	3	0	0	0
Winfield dh	3	0	0	0
Olerud 1b	3	0	0	0
Maldonado lf	2	1	0	0
Gruber 3b	3	2	2	2
Borders c	3	0	1	0
Lee ss	2	0	0	1
Totals	25	3	4	3

Oakland	000	000	001	1	6	0
Toronto	000	020	10x	3	4	0

DP – Oakland 1, Toronto 1. **LOB** – Oakland 6, Toronto 4. **2B** – Wilson, Gruber. **3B** – Sierra. **HR** – Gruber. **SB** – Wilson 3, Weiss 2, Bordick, Alomar, Carter. **CS** – White, Sierra. **SF** – Lee.

Oakland	ip	h	r	er	bb	so
Moore (L)	7.0	4	3	3	4	3
Corsi	0.2	0	0	0	1	0
Parrett	0.1	0	0	0	0	0
Toronto	ip	h	r	er	bb	so
Cone (W)	8.0	5	1	1	3	6
Henke (S)	1.0	1	0	0	0	1

T – 2:58. **A** – 51,114
Umpires – Young, Clark, Merrill, Brinkman, Coble and Denkinger

Game 3 — October 10
Toronto 7, Oakland 5

Toronto	ab	r	h	bi
White cf	3	0	1	0
Alomar 2b	5	1	1	1
Carter rf	5	0	1	0
Winfield dh	4	2	1	1
Olerud 1b	5	1	1	0
Maldonado lf	3	1	2	2
Gruber 3b	4	0	0	0
Borders c	4	1	1	0
Lee ss	3	1	1	2
Totals	36	7	9	6

Oakland	ab	r	h	bi
Henderson lf	4	1	1	0
Lansford 3b	5	0	1	0
Sierra rf	4	1	2	2
Baines dh	5	2	2	1
McGwire 1b	4	0	1	0
Steinbach c	4	0	3	2
Wilson cf	4	0	2	0
Bordick 2b	2	0	0	0
Browne ph	0	0	0	0
Blankenship pr-2b	1	0	1	0
Weiss ss	4	1	0	0
Totals	37	5	13	5

Toronto	010	110	211	7	9	1
Oakland	000	200	210	5	13	3

E – Lee, Lansford, Blankenship 2. **DP** – Toronto 2, Oakland 1. **LOB** – Toronto 7, Oakland 11. **2B** – White, Sierra. **3B** – Lee. **HR** – Alomar, Maldonado. **SB** – Carter, Wilson 2, Henderson. **CS** – Maldonado, White. **SF** – Sierra.

Toronto	ip	h	r	er	bb	so
Guzman (W)	6.0	7	2	2	3	3
Ward	1.0	3	2	2	1	1
Timlin	0.1	2	1	1	0	0
Henke (S)	1.2	1	0	0	0	0
Oakland	ip	h	r	er	bb	so
Darling (L)	6.0	4	3	2	2	3
Downs	1.0	2	2	0	0	0
Corsi	0.1	0	0	0	0	0
Russell	0.2	1	2	2	3	0
Honeycutt	0.2	0	0	0	0	0
Eckersley	0.1	2	0	0	0	1

Russell pitched to one batter in the ninth.
HBP – by Guzman (McGwire). **WP** – Darling 2, Russell
T – 3:40. **A** – 46,911
Umpires – Clark, Merrill, Brinkman, Coble, Denkinger and Young

Game 4 — October 11
Toronto 7, Oakland 6 (11)

Game 5 — October 12
Oakland 6, Toronto 2

Game 6 — October 14
Toronto 9, Oakland 2

Toronto	ab	r	h	bi
White cf	6	1	2	0
Alomar 2b	5	2	4	2
Carter rf-1b	6	1	2	1
Winfield dh	6	1	1	0
Olerud 1b	5	1	4	2
Bell pr-rf	0	1	0	0
Maldonado lf	5	0	2	1
Gruber 3b	5	0	0	0
Borders c	5	0	1	1
Lee ss	3	0	1	0
Sprague ph	1	0	0	0
Griffin ss	2	0	0	0
Totals	49	7	17	7

Oakland	ab	r	h	bi
Henderson lf	6	2	3	1
Browne cf	2	1	0	0
Wilson cf	2	0	0	0
Sierra rf	4	0	2	2
Baines dh	5	1	2	1
Fox pr-dh	1	0	0	0
McGwire 1b	4	0	0	0
Steinbach c	4	0	0	1
Lansford 3b	5	0	2	1
Bordick ss	5	1	1	0
Blankenship 2b	4	1	2	0
Totals	42	6	12	6

Toronto	010	000	032	01	717	4
Oakland	005	001	000	00	612	2

E — Lee 2, Borders, White, McGwire, Henderson. **DP** — Toronto 2. **LOB** — Toronto 14, Oakland 11. **2B** — Alomar, Olerud, Sierra, Baines. **HR** — Olerud, Alomar. **SB** — Alomar, Blankenship, Henderson, Fox. **SH** — Browne, McGwire. **SF** — Borders, Sierra.

Toronto	ip	h	r	er	bb	so
Morris	3.1	5	5	5	5	2
Stottlemire	3.2	3	1	1	0	1
Timlin	1.0	2	0	0	0	1
Ward (W)	2.0	1	0	0	0	0
Henke (S)	1.0	1	0	0	0	0
Oakland	ip	h	r	er	bb	so
Welch	7.0	7	2	2	1	7
Parrett	0.0	2	2	2	0	0
Eckersley	1.2	5	2	2	0	1
Corsi	1.0	2	0	0	2	0
Downs (L)	1.1	1	1	1	1	0

Welch pitched to one batter in the eighth. Parrett pitched to two batters in the eighth.

T — 4:25. A — 47,732

Umpires — Merrill, Brinkman, Coble, Denkinger, Young and Clark.

Toronto	ab	r	h	bi
White cf	4	0	3	1
Alomar 2b	4	0	1	0
Carter rf	3	0	0	0
Winfield dh	3	1	2	1
Olerud 1b	4	0	0	0
Maldonado lf	4	0	0	0
Gruber 3b	3	1	0	0
Borders c	4	0	1	0
Lee ss	3	0	0	0
Totals	32	2	7	2

Oakland	ab	r	h	bi
Henderson lf	3	2	2	0
Fox pr-lf	0	0	0	0
Browne 3b	4	2	4	2
Sierra rf	4	1	2	3
Baines dh	3	0	0	0
McGwire 1b	1	0	0	0
Steinbach c	4	0	0	0
Wilson cf	4	0	0	0
Bordick ss	4	0	0	0
Blankenship 2b	4	1	0	0
Totals	31	6	8	5

Toronto	000	100	100	2	7	3
Oakland	201	030	00x	6	8	0

E — Cone, Gruber, Carter. **DP** — Oakland 1. **LOB** — Toronto 6, Oakland 6. **2B** — White. **HR** — Sierra, Winfield. **CS** — Sierra, White. **SH** — Baines.

Toronto	ip	h	r	er	bb	so
Cone (L)	4.0	6	6	3	2	3
Key	3.0	2	0	0	2	1
Eichhorn	1.0	0	0	0	0	0
Oakland	ip	h	r	er	bb	so
Stewart (W)	9.0	7	2	2	3	5

Cone pitched to four batters in the fifth. **PB** — Borders. T — 2:51. A — 44,955. **Umpires** — Brinkman, Coble, Denkinger, Young, Clark and Merrill.

Oakland	ab	r	h	bi
Henderson lf	4	0	0	0
Quirk ph	1	0	0	0
Browne 3b	4	0	0	0
Lansford 3b	0	0	0	0
Sierra rf	5	1	1	0
Baines dh	4	1	2	0
McGwire 1b	4	0	1	1
Steinbach c	4	0	2	1
Wilson cf	4	0	1	0
Bordick ss	2	0	0	0
Fox ph	0	0	0	0
Weiss ss	0	0	0	0
Blankenship 2b	2	0	0	0
Ready ph	1	0	0	0
Totals	35	2	7	2

Toronto	ab	r	h	bi
White cf	4	1	1	1
Alomar 2b	5	1	3	1
Carter rf	5	1	1	2
Winfield dh	4	1	0	0
Olerud 1b	3	2	2	1
Maldonado lf	4	1	2	3
Gruber 3b	3	0	0	0
Borders c	2	1	2	1
Lee ss	4	1	2	0
Totals	34	9	13	9

Oakland	000	001	010	2	7	1
Toronto	204	010	02x	9	13	0

E — Henderson. **LOB** — Oakland 10, Toronto 7. **2B** — Baines, Olerud, Lee. **HR** — Carter, Maldonado. **SB** — Wilson, Sierra, Fox, Alomar 2. **CS** — White. **SH** — Gruber. **SF** — Borders, White.

Oakland	ip	h	r	er	bb	so
Moore (L)	2.2	7	6	5	1	4
Parrett	2.0	4	1	1	0	1
Honeycutt	1.1	0	0	0	0	1
Russell	1.0	0	0	0	1	0
Witt	1.0	2	2	2	1	1
Toronto	ip	h	r	er	bb	so
Guzman (W)	7.0	5	1	1	2	8
Ward	1.0	2	1	1	0	1
Henke	1.0	0	0	0	2	1

PB — Borders 2. T — 3:15. A — 51,335. **Umpires** — Coble, Denkinger, Young, Clark, Merrill and Brinkman.

2000 ALDS

The A's return to post season play for the first time since 1992 and take the eventual World Champion New York Yankees to five games before losing the series, 3-2. The A's outscore New York 23-19, thanks to an 11-1 win in Game 4. Oakland hits .263 as a team led by Ramon Hernandez (.375). The pitching staff compiles a 3.48 ERA led by Jim Mecir who tossed 5 1/3 shutout innings in retiring 16 of the 17 hitters he faces.

The A's open the series with a 5-3 win in Oakland as Ramon Hernandez has a RBI double in the sixth inning to break a 3-3 tie. Trailing 2-0 after four innings, the A's score three times in the fifth, beginning with a Hernandez RBI single. Gil Heredia allows three runs in six innings for the win. The Yankees come back to win Game 2 as Andy Pettitte and Mariano Rivera combine to shutout the A's on six hits. The series moves to New York for Game 3 and the Yankees win their second straight with a 4-2 victory. Tim Hudson goes the distance for the A's but Orlando Hernandez and Rivera combine to limit the A's to two runs on four hits, including a Terrence Long home run. Facing elimination in Game 4, Barry Zito allows one run in 5 2/3 innings to pick up the victory in the A's 11-1 win. Olmedo Saenz hits a three-run home run in the first inning and Ben Grieve adds a two-run single in the A's three-run sixth. Oakland adds another run in the eighth and four more in the ninth, including a two-run double by Eric Chavez. The series returns to Oakland for Game 5 but the Yankees score six times in the first inning off Gil Heredia for a 7-5 win. The A's score twice in the second, once in the third and two more times in the fourth but are shutout on three hits over the final five innings.

FINAL STATISTICS

PLAYER	AVG	G	AB	R	H	TB	2B	3B	HR	RBI	SH	SF	HP	BB	IBB	SO	SB	CS	DP	E	SLG	OBP
Chavez	.333	5	21	4	7	10	3	0	0	4	0	0	0	0	0	5	0	0	1	0	.476	.333
Christenson	.500	2	2	0	1	1	0	0	0	1	0	0	0	0	0	1	0	0	0	0	.500	.500
Fasano	—	1	0	0	0	0	0	0	0	0	0	0	0	0	0	0	0	0	0	0	—	—
Giambi, Ja.	.286	5	14	2	4	4	0	0	0	1	0	1	0	7	1	2	1	0	0	1	.286	.500
Giambi, Je.	.333	4	9	1	3	3	0	0	0	1	0	0	0	2	0	2	0	0	0	0	.333	.455
Grieve	.118	5	17	1	2	2	0	0	0	2	0	0	0	3	0	7	0	0	2	0	.118	.250
Hernandez	.375	5	16	3	6	8	2	0	0	3	1	0	1	0	0	3	0	0	0	1	.500	.412
Long	.158	5	19	2	3	6	0	0	1	1	0	0	0	3	0	2	0	0	2	1	.316	.273
Menechino	—	1	0	0	0	0	0	0	0	0	0	0	0	0	0	0	0	0	0	0	—	—
Piatt	.167	3	6	2	1	1	0	0	0	0	0	0	0	0	0	1	0	0	0	0	.167	.167
Porter	1.000	2	1	0	1	1	0	0	0	1	0	0	0	0	0	0	0	0	0	0	1.000	1.000
Saenz	.231	4	13	1	3	6	0	0	1	4	0	1	1	0	0	2	0	0	1	0	.462	.267
Stairs	.111	3	9	0	1	2	1	0	0	0	0	0	0	0	0	1	0	0	0	0	.222	.111
Tejada	.350	5	20	5	7	9	2	0	0	1	0	0	0	2	0	2	1	0	0	0	.450	.409
Velarde	.250	5	20	2	5	6	1	0	0	3	0	0	0	2	0	3	1	0	0	2	.300	.318
Totals	.263	5	167	23	44	59	9	0	2	22	1	2	2	19	1	31	3	0	6	5	.353	.342

PITCHER	W	L	ERA	G	GS	CG	GF	SHO	SV	IP	H	R	ER	HR	HB	BB	IBB	SO	WP	BK	AVG
Appier	0	1	3.48	2	1	0	0	0	0	10.1	10	4	4	1	0	6	1	13	0	0	.250
Heredia	1	1	12.79	2	2	0	0	0	0	6.1	11	9	9	0	1	3	0	3	0	0	.407
Hudson	0	1	3.38	1	1	1	0	0	0	8.0	6	4	3	0	0	4	0	5	0	0	.194
Isringhausen	0	0	0.00	2	0	0	2	0	1	2.0	1	0	0	0	0	0	0	3	0	0	.143
Jones	0	0	0.00	2	0	0	2	0	0	1.1	1	0	0	0	0	0	0	1	0	0	.200
Magnante	0	0	0.00	2	0	0	0	0	0	3.0	1	0	0	0	0	0	0	2	0	0	.111
Mecir	0	0	0.00	3	0	0	0	0	0	5.1	1	0	0	0	0	0	0	2	0	0	.059
Tam	0	0	0.00	3	0	0	0	0	0	2.0	3	1	0	0	0	1	1	1	0	0	.333
Zito	1	0	1.59	1	1	0	0	0	0	5.2	7	1	1	0	0	2	0	5	0	0	.304
Totals	2	3	3.48	5	5	1	4	0	1	44.0	41	19	17	1	1	16	2	35	0	0	.244

Game 1 — October 3
Oakland 5, New York 3

Game 2 — October 4
New York 4, Oakland 0

Game 3 — October 6
New York 4, Oakland 2

New York					New York					Oakland					
ab	r	h	bi		ab	r	h	bi		ab	r	h	bi		
Knoblauch dh	4	0	1	0	Jeter ss	5	0	0	0	Long cf	4	1	2	1	
Jeter ss	3	0	0	0	Posada c	3	0	1	0	Velarde 2b	4	0	0	0	
O'Neill rf	4	0	0	0	Justice lf	3	0	0	0	JaGiambi 1b	2	0	0	0	
Williams cf	4	1	2	0	Bellinger lf	1	0	1	1	Chavez 3b	4	0	0	0	
Justice lf	4	0	0	0	Williams cf	5	1	2	0	Tejada ss	3	1	0	0	
Martinez 1b	3	0	1	1	Martinez 1b	4	0	2	0	Stairs rf	4	0	0	0	
Posada c	3	1	1	0	O'Neill rf	2	1	0	0	Grieve lf	2	0	0	0	
Sojo 2b	3	1	1	1	Hill dh	4	1	1	1	Je Giambi dh	4	0	1	1	
Hill ph	1	0	0	0	Sojo 2b	3	0	1	2	Hernandez c	3	0	1	0	
Brosius 3b	4	0	1	1	Vizcaino pr-2b	0	1	0	0	Totals	30	2	4	2	
Totals	33	3	7	3	Brosius 3b	3	0	0	0						
					Totals	33	4	8	4						

Oakland					Oakland					New York					
ab	r	h	bi		ab	r	h	bi		ab	r	h	bi		
Long cf	4	0	1	0	Long cf	4	0	0	0	Jeter ss	4	0	1	2	
Velarde 2b	3	0	1	1	Velarde 2b	3	0	0	0	Posada c	4	0	0	0	
JaGiambi 1b	2	0	1	0	JaGiambi 1b	4	0	2	0	Justice lf	4	0	1	0	
Grieve lf	3	0	0	0	Saenz dh	4	0	0	0	Williams cf	4	1	1	0	
Christenson lf	0	0	0	0	Tejada ss	4	0	2	0	Martinez 1b	3	1	1	0	
Tejada ss	4	1	1	0	Grieve lf	4	0	0	0	O'Neill rf	4	1	1	0	
Stairs rf	4	0	0	0	Piatt rf	3	0	0	0	Hill dh	3	0	0	1	
Chavez 3b	4	2	3	1	Chavez 3b	3	0	1	0	Knoblauch, pr-dh	0	0	0	0	
JeGiambi dh	2	1	1	0	Hernandez c	3	0	1	0	Sojo 2b	3	1	1	1	
Saenz ph-dh	1	0	0	0	Totals	32	0	6	0	Brosius 3b	2	0	0	0	
Hernandez c	4	1	2	2						Totals	31	4	6	4	
Totals	31	5	10	4											

New York	020	001	000	3	7	0
Oakland	000	031	01x	5	10	2

New York	000	003	001	4	8	1
Oakland	000	000	000	0	6	1

Oakland	010	010	000	2	4	2
New York	020	100	01x	4	6	1

E – Long, Velarde. **DP** – New York 2, Oakland 1. **LOB** – New York 6, Oakland 7. **2B** – Williams, Sojo, Brosius, Hernandez. **SF** – Martinez. **SB** – Velarde, JaGiambi.

E – Sojo, JaGiambi. **DP** – New York 2, Oakland 1. **LOB** – New York 9, Oakland 6. **2B** – Posada, Bellinger, Williams, Sojo, Tejada, Chavez, Hernandez. **SH** – Brosius. **CS** – Williams.

E – Velarde, Hernandez, Martinez. **DP** – New York 2. **LOB** – Oakland 6, New York 7. **2B** – Williams. **HR** – Long. **CS** – Jeter.

New York	ip	h	r	er	bb	so
Clemens (L)	6.0	7	4	4	4	5
Stanton	1.1	3	1	1	1	0
Nelson	0.2	0	0	0	0	0
Oakland	ip	h	r	er	bb	so
Heredia (W)	6.0	7	3	3	1	3
Tam	0.2	0	0	0	0	1
Mecir	1.1	0	0	0	0	1
Isringhausen (S)	1.0	0	0	0	0	2

New York	ip	h	r	er	bb	so
Pettitte (W)	7.2	5	0	0	1	3
Rivera (S)	1.1	1	0	0	0	0
Oakland	ip	h	r	er	bb	so
Appier (L)	6.1	6	3	3	5	7
Magnante	1.2	1	0	0	0	1
Tam	0.2	1	1	0	1	0
Jones	0.1	0	0	0	0	0

Oakland	ip	h	r	er	bb	so
Hudson (L)	8.0	6	4	3	4	5
New York	ip	h	r	er	bb	so
Hernandez (W)	7.0	4	2	2	5	4
Rivera (S)	2.0	0	0	0	0	1

HBP – by Heredia (Jeter). **WP** – Clemens, Stanton.

T – 3:15. **A** – 47,860
Umpires – Meriwether, McClelland, Schrieber, Clark, Nelson, Welke.

T – 3:12. **A** – 56,606
Umpires – Reilly, Winters, Reed, Edgings, Reliford, Danley.

T – 3:16. **A** – 47,360
Umpires – Welke, Meriwether, McClelland, Schrieber, Clark, Nelson.

Game 4 — October 7
Oakland 11, New York 1

Game 5 — October 8
New York 7, Oakland 5

Oakland	ab	r	h	bi	New York	ab	r	h	bi
Long cf	4	0	0	0	Knoblauch dh	5	1	2	1
Velarde 2b	5	2	1	0	Jeter ss	4	1	1	0
Menechino 2b	0	0	0	0	O'Neill rf	5	1	2	0
JaGiambi 1b	2	2	0	0	Williams cf	4	0	0	1
Saenz dh	4	1	2	3	Justice lf	3	2	1	1
Piatt pr-dh	0	1	0	0	Bellinger lf	0	0	0	0
Chavez 3b	5	2	2	2	Martinez 1b	5	1	3	3
Tejada ss	4	2	1	1	Posada c	4	1	1	0
Grieve lf	4	1	2	2	Sojo 2b	3	0	0	1
Porter rf	1	0	1	1	Brosius 3b	4	0	2	0
Je Giambi rf	2	0	1	0	Totals	37	7	12	7
Christenson pr-lf-rf	2	0	1	1					
Hernandez c	3	0	0	1	Oakland	ab	r	h	bi
Totals	36	11	11	11	Long cf	3	1	0	0

New York	ab	r	h	bi	Oakland	ab	r	h	bi
Jeter ss	3	0	2	0	Fasano c	0	0	0	0
Sojo 2b	4	0	0	0	Velarde 2b	5	0	3	2
O'Neill rf	4	1	1	0	JaGiambi 1b	4	0	1	1
Williams cf	3	0	0	0	Saenz dh	4	0	1	1
Justice lf	4	0	2	0	Tejada ss	5	1	3	0
Hill dh	4	0	0	0	Chavez 3b	5	0	1	1
Posada c	3	0	1	1	Piatt rf	3	1	1	0
Polonia ph	1	0	1	0	JeGiambi ph-rf	1	0	0	0
Martinez 1b	4	0	1	0	Grieve lf	4	0	0	0
Brosius 3b	4	0	0	0	Hernandez c	3	2	2	0
Totals	34	1	8	1	Stairs ph	1	0	1	0
					Porter pr-cf	0	0	0	0
					Totals	38	5	13	5

Oakland	300	003	014	11	11	0	New York	600	100	000	7	12	0
New York	000	001	000	1	8	0	Oakland	021	200	000	5	13	0

DP – Oakland 1, New York 1. **LOB** – Oakland 7, New York 8. **2B** – Velarde, Chavez, Tejada, Posada. **HR** – Saenz. **SH** – Hernandez. **SB** – Tejada.

LOB – New York 8, Oakland 10. **2B** – O'Neill, Martinez 2, Chavez, Stairs. **HR** – Justice. **SF** – Williams, Sojo, Ja.Giambi, Saenz. **SB** – Knoblauch.

Oakland	ip	h	r	er	bb	so	New York	ip	h	r	er	bb	so
Zito (W)	5.2	7	1	1	2	5	Pettitte	3.2	10	5	5	2	4
Mecir	1.0	0	0	0	0	0	Stanton (W)	2.0	1	0	0	0	3
Magnante	1.1	0	0	0	0	1	Nelson	1.1	0	0	0	0	2
Jones	1.0	1	0	0	0	1	Hernandez	0.1	1	0	0	0	1
New York	ip	h	r	er	bb	so	Rivera (S)	1.2	1	0	0	0	1
Clemens (L)	5.0	6	6	6	4	5	Oakland	ip	h	r	er	bb	so
Stanton	1.0	1	0	0	0	0	Heredia (L)	0.1	4	6	6	2	0
Choate	1.1	0	1	1	1	1	Tam	0.2	2	0	0	0	0
Gooden	1.2	4	4	4	1	1	Appier	4.0	4	1	1	1	6
							Mecir	3.0	1	0	0	0	1
							Isringhausen	1.0	1	0	0	0	1

HBP – by Gooden (Saenz, Hernandez).
T – 3:42. **A** – 56,915

Umpires – Winters, Reed, Eddings, Reliford, Danley, Reilly.

T – 3:50. **A** – 41,170

Umpires – Reed, Eddings, Reliford, Danley, Reilly, Winters.

2001 ALDS

The A's face New York in the American League Division Series again and lose to the Yankees in five games for the second straight year. The pitching staff compiles a 2.86 ERA, including 0.93 by Tim Hudson. Johnny Damon leads the A's with a .409 batting average and Terrence Long hits two home runs, both in Game 1.

The A's open the series with a 5-3 win for the second consecutive year as Mark Mulder allows a run on seven hits in 6 2/3 innings for the win. Terrence Long becomes the sixth Athletic to homer twice in a post-season game as he leads off the fourth and eighth innings with home runs. Johnny Damon is 4 for 4 with a walk and steals two bases. Tim Hudson combines with Jason Istringhausen for a 2-0, seven-hit shutout in Game 2. Hudson allows six of the hits in eight innings and Ron Gant homers to start the fourth inning. The series returns to Oakland for Game 3 and Mike Mussina and Mariano Rivera combine to shutout the A's on six hits. Jorge Posada homers with one out in the fifth for the only run and Barry Zito takes the loss, despite allowing one run on two hits and one walk in eight innings. Cory Lidle starts Game 4 and allows two unearned runs in the second, two in the third and two of the Yankees three runs in the fourth in a 9-2 loss. Lidle allows six runs on five hits and three walks in 3 1/3 innings. Miguel Tejada has four hits and Jermaine Dye breaks his leg after fouling off a pitch in the third inning. The series returns to Yankee Stadium for Game 5 and New York completes their comeback with a 5-3 win. RBI singles by Jason and Jeremy Giambi in the first and second innings give the A's a 2-0 lead but New York scores two in the second and unearned runs in the third and fourth off Mulder to take the lead for good. Mulder allows four runs on seven hits in 4 1/3 innings for the loss.

FINAL STATISTICS

PLAYER	AVG	G	AB	R	H	TB	2B	3B	HR	RBI	SH	SF	HP	BB	IBB	SO	SB	CS	DP	E	SLG	OBP
Byrnes	.000	2	2	0	0	0	0	0	0	0	0	0	0	0	0	1	0	0	0	0	.000	.000
Chavez	.143	5	21	0	3	4	1	0	0	0	0	0	0	0	0	5	0	0	1	1	.190	.143
Damon	.409	5	22	3	9	13	2	1	0	0	0	0	0	1	0	1	2	0	0	0	.591	.435
Dye	.231	4	13	0	3	5	2	0	0	0	0	0	2	0	0	2	0	0	0	0	.385	.333
Gant	.182	4	11	1	2	5	0	0	1	1	0	0	0	0	0	3	0	0	0	0	.455	.182
Giambi, Ja.	.353	5	17	2	6	9	0	0	1	4	0	1	0	4	1	2	0	0	1	1	.529	.455
Giambi, Je.	.308	5	13	0	4	5	1	0	0	2	0	0	0	1	0	0	1	0	0	0	.385	.357
Hernandez	.000	5	10	0	0	0	0	0	0	0	0	0	1	1	0	4	0	0	0	0	.000	.167
Long	.389	5	18	3	7	16	3	0	2	3	0	0	0	1	0	2	0	0	0	0	.889	.421
Menechino	.083	4	12	2	1	1	0	0	0	0	0	0	0	1	0	4	0	0	0	1	.083	.154
Myers	.143	3	7	0	1	1	0	0	0	0	0	0	0	0	0	3	0	0	0	1	.143	.143
Saenz	.000	3	4	0	0	0	0	0	0	0	0	0	0	0	0	1	0	0	0	0	.000	.000
Santangelo	.333	2	3	0	1	2	1	0	0	0	0	0	1	0	0	0	0	0	0	0	1.667	.500
Tejada	.286	5	21	1	6	9	3	0	0	1	0	1	1	0	0	3	0	0	0	1	.429	.304
Totals	.247	5	174	12	43	70	13	1	4	11	0	2	3	11	1	31	3	0	3	6	.402	.300

PITCHER	W	L	ERA	G	GS	CG	GF	SHO	SV	IP	H	R	ER	HR	HB	BB	IBB	SO	WP	BK	AVG
Bradford	0	0	0.00	1	0	0	0	0	0	1.0	0	0	0	0	0	0	0	1	0	0	.000
Guthrie	0	0	0.00	2	0	0	1	0	0	3.0	0	0	0	0	0	0	0	2	0	0	.000
Hiljus	0	0	27.00	1	0	0	0	0	0	0.1	0	1	1	0	0	2	0	0	0	0	.000
Hudson	1	0	0.93	2	1	0	0	0	0	9.2	8	1	1	1	1	1	0	5	0	0	.222
Istringhausen	0	0	0.00	2	0	0	2	0	2	2.0	1	0	0	0	0	1	0	3	0	0	.143
Lidle	0	1	10.80	1	1	0	0	0	0	3.1	5	6	4	0	0	3	0	0	0	0	.357
Magnante	0	0	0.00	1	0	0	0	0	0	1.1	3	0	0	0	0	1	0	1	0	0	.500
Mecir	0	0	5.40	2	0	0	1	0	0	3.1	4	2	2	1	0	0	0	4	0	0	.286
Mulder	1	1	2.45	2	2	0	0	0	0	11.0	14	5	3	0	2	2	0	7	0	0	.318
Tam	0	0	18.00	1	0	0	1	0	0	1.0	3	2	2	0	0	0	0	0	0	0	.500
Zito	0	1	1.13	1	1	0	0	0	0	8.0	2	1	1	1	2	1	0	6	0	0	.077
Totals	2	3	2.86	5	5	0	5	1	2	44.0	40	18	14	3	4	11	0	29	0	0	.241

Game 1 — October 10
Oakland 5, New York 3

Oakland	ab	r	h	bi
Damon cf	4	1	4	0
Tejada ss	4	0	0	1
JaGiambi 1b	3	1	1	2
Dye rf	4	0	1	0
Chavez 3b	5	0	1	0
JeGiambi dh	4	0	1	0
Gant ph-dh	1	0	0	0
Long lf	4	2	2	2
Hernandez c	2	0	0	0
Menechino 2b	4	1	0	0
Totals	35	5	10	5

New York	ab	r	h	bi
Knoblauch lf	4	0	1	1
Jeter ss	4	0	3	0
Williams cf	4	1	0	0
Martinez 1b	4	1	1	2
Posada c	4	0	3	0
O'Neill dh	4	0	0	0
Justice rf	4	0	0	0
Brosius 3b	4	0	0	0
Soriano 2b	4	1	2	0
Totals	36	3	10	3

Oakland	100	100	120	5	10	1
New York	000	010	020	3	10	1

E – Menechino, Knoblauch. **DP** – Oakland 1, New York 1. **LOB** – Oakland 10, New York 6. **2B** – Dye, JeGiambi, Posada. **HR** – Martinez, JaGiambi, Long 2. **SF** – Tejada, JaGiambi. **SB** – Damon 2, Soriano. **CS** – Soriano

Oakland	ip	h	r	er	bb	so
Mulder (W)	6.2	7	1	1	0	5
Mecir	1.1	3	2	2	0	0
Isringhausen (S)	1.0	0	0	0	0	2
New York	ip	h	r	er	bb	so
Clemens (L)	4.0	4	2	2	3	1
Hitchcock	3.0	5	2	2	0	2
Witasick	0.2	1	1	1	1	0
Stanton	1.1	0	0	0	0	0

Clemens pitched to 1 batter in the 5th, Hitchcock pitched to 1 batter in the 8th
HBP – by Clemens (Hernandez).
T – 3:45. **A** – 56,697
Umpires – DeMuth, Nelson, Schrieber, Reed, Rapuano, Gibson.

Game 2 — October 11
Oakland 2, New York 0

Oakland	ab	r	h	bi
Damon cf	5	1	2	0
Tejada ss	5	0	2	0
JaGiambi 1b	3	0	0	0
Dye rf	3	0	0	0
Chavez 3b	4	0	0	0
Gant dh	3	1	2	1
JeGiambi ph	1	0	0	0
Long lf	4	0	2	0
Hernandez c	4	0	0	0
Menechino 2b	4	0	1	0
Totals	36	2	9	1

New York	ab	r	h	bi
Knoblauch lf	4	0	2	0
Jeter ss	4	0	2	0
O'Neill dh	4	0	0	0
Williams cf	4	0	1	0
Martinez 1b	3	0	1	0
Bellinger pr	0	0	0	0
Posada c	3	0	0	0
Justice rf	4	0	1	0
Brosius 3b	4	0	0	0
Soriano 2b	3	0	0	0
Totals	33	0	7	0

Oakland	000	100	001	2	9	0
New York	000	000	000	0	7	1

E – Brosius. **DP** – Oakland 1, New York 1. **LOB** – Oakland 10, New York 8. **2B** – Tejada 2, Long, Damon, Williams. **3B** – Damon. **HR** – Gant.

Oakland	ip	h	r	er	bb	so
Hudson (W)	8.0	6	0	0	1	3
Isringhausen (S)	1.0	1	0	0	1	1
New York	ip	h	r	er	bb	so
Pettitte (L)	6.1	7	1	1	2	4
Mendoza	1.2	1	0	0	1	1
Rivera	1.0	1	1	0	0	1

T – 3:24. **A** – 56,684
Umpires – Nelson, Schrieber, Reed, Rapuano, Gibson, DeMuth

Game 3 — October 13
New York 1, Oakland 0

New York	ab	r	h	bi
Knoblauch lf	4	0	0	0
Soriano 2b	4	0	0	0
Jeter ss	3	0	0	0
Williams cf	3	0	0	0
Martinez 1b	3	0	0	0
Posada c	3	1	1	1
Spencer rf	3	0	1	0
Velarde dh	3	0	0	0
Brosius 3b	3	0	0	0
Totals	29	1	2	1

Oakland	ab	r	h	bi
Damon cf	4	0	0	0
Tejada ss	4	0	0	0
JaGiambi 1b	4	0	1	0
Dye rf	4	0	2	0
Chavez 3b	4	0	0	0
JeGiambi dh	3	0	1	0
Long lf	3	0	1	0
Hernandez c	2	0	0	0
Saenz ph	1	0	0	0
Santangelo 2b	0	0	0	0
Menechino 2b	2	0	0	0
Myers ph-c	1	0	1	0
Totals	32	0	6	0

New York	000	010	000	1	2	0
Oakland	000	000	000	0	6	1

E – Tejada. **DP** – Oakland 1. **LOB** – New York 4, Oakland 6. **2B** – Spencer, Dye, Long. **HR** – Posada.

New York	ip	h	r	er	bb	so
Mussina (W)	7.0	4	0	0	1	4
Rivera (S)	2.0	2	0	0	0	1
Oakland	ip	h	r	er	bb	so
Zito (L)	8.0	2	1	1	1	6
Guthrie	1.0	0	0	0	0	1

T – 2:42. **A** – 55,861
Umpires – Danley, Layne, Hirschbeck, Kulpa, Rippley, Barrett

Game 4 — October 14
New York 9, Oakland 2

Game 5 — October 15
New York 5, Oakland 3

New York	ab	r	h	bi
Knoblauch lf	5	0	1	0
Jeter ss	4	2	1	0
Justice dh	3	2	1	0
Williams cf	4	2	3	5
Martinez 1b	5	0	0	0
Posada c	4	1	2	1
O'Neill rf	3	1	1	0
Spencer ph-ff	2	0	0	0
Brosius 3b	3	0	1	1
Soriano 2b	3	1	1	1
Totals	36	9	11	8

Oakland	ab	r	h	bi
Damon cf	4	1	1	0
Tejada ss	3	0	0	0
JaGiambi 1b	4	0	4	2
Chavez 3b	4	0	0	0
Long rf	4	1	1	0
Gant lf	4	0	0	0
JeGiambi dh	2	0	1	1
Saenz ph-dh	2	0	0	0
Hernandez c	1	0	0	0
Myers c	3	0	0	0
Menechino 2b	2	1	0	0
Byrnes ph	1	0	0	0
Totals	34	3	7	3

Oakland	ab	r	h	bi
Damon cf	5	0	2	0
Tejada ss	5	1	4	0
JaGiambi 1b	3	1	0	0
Saenz ph	1	0	0	0
Dye rf	2	0	0	0
Gant ph-ff	3	0	0	0
Long lf-ff	3	0	1	1
JeGiambi dh	3	0	1	1
Byrnes ph-dh	1	0	0	0
Chavez 3b	4	0	2	0
Myers c	3	0	0	0
Hernandez ph-c	1	0	0	0
Santangelo 2b	3	0	1	0
Totals	37	2	11	2

New York	ab	r	h	bi
Knoblauch lf	5	1	2	0
Velarde dh	2	0	1	0
Justice ph-dh	2	1	1	1
Jeter ss	3	0	2	1
Williams cf	3	1	0	0
Martinez 1b	3	0	0	0
Posada c	4	1	2	0
Spencer rf	3	1	1	0
Brosius 3b	3	0	0	0
Soriano 2b	4	0	1	2
Totals	32	5	10	4

New York	022	300	002	9	11	1
Oakland	002	000	000	2	11	1
Oakland	110	010	000	3	7	3
New York	021	101	00x	5	10	1

E – Brosius, Santangelo. **DP** – New York 1. **LOB** – New York 7, Oakland 11. **2B** – Williams 2, O'Neill, Tejada, Chavez, Santangelo. **3B** - Justice. **SB** – Soriano. **CS** – Jeter. **S** – Brosius.

E – Ja.Giambi, Chavez, Myers, Brosius. **DP** – Oakland 1, New York 1. **LOB** – Oakland 6, New York 9. **2B** – Damon, Long, Knoblauch, Jeter. **HR** – Justice. **SH** – Velarde. **SF** – Jeter. **SB** – JeGiambi, Knoblauch, Posada. **CS** – Knoblauch, Williams.

New York	ip	h	r	er	bb	so
Hernandez (W)	5.2	8	2	2	2	5
Stanton	1.2	2	0	0	0	1
Mendoza	1.2	1	0	0	0	3
Oakland	ip	h	r	er	bb	so
Lidle (L)	3.1	5	6	4	3	0
Hiljus	0.1	0	1	1	2	0
Magnante	1.1	3	0	0	1	1
Guthrie	2.0	0	0	0	0	1
Bradford	1.0	0	0	0	0	1
Tam	1.0	3	2	2	0	0

Oakland	ip	h	r	er	bb	so
Mulder (L)	4.1	7	4	2	2	2
Hudson	1.2	2	1	1	0	2
Mecir	2.0	1	0	0	0	4
New York	ip	h	r	er	bb	so
Clemens	4.1	5	3	3	1	5
Stanton (W)	1.2	1	0	0	0	0
Mendoza	1.0	0	0	0	0	1
Rivera (S)	2.0	1	0	0	0	2

HBP – by Hernandez (Santangelo). **WP** – Hernandez
T – 4:13. **A** – 43,681.
Umpires – Layne, Hirschbeck, Kulpa, Rippley, Barrett, Danley

HBP – by Clemens (Tejada), by Mulder (Martinez), by Mulder (Brosius). **WP** – Clemens.
T – 3:23. **A** – 56,642
Umpires – Rapuano, Gibson, DeMuth, Nelson, Schrieber, Reed

2002 ALDS

The A's reach the post season for the third consecutive season, facing Minnesota in the ALDS. However, the A's lose in five games for the third straight year. The A's hit .288 in the series, scoring 26 runs in the five games. Scott Hatteberg leads the A's with a .500 batting average and Ray Durham hits two home runs. The A's pitching staff allows 27 runs for a 4.09 ERA.

After winning Game 1 in each of the previous two seasons, the A's drop the opener in 2002, 7-5. The A's take a 5-1 lead after two innings but Tim Hudson allows a run in the third and one of the Twins three runs in the sixth. Ted Lilly allows two runs in two-thirds of an inning for the loss and blown save. The A's win Game 2 9-1 as Eric Chavez hits a three-run home run in the first to give Mark Mulder all the runs he would need. Mulder allows a run on five hits in six innings. The series moves to Minnesota for Game 3 and the A's win 6-3 behind Barry Zito. Ray Durham leads off the game with an inside-the-park home run and Scott Hatteberg follows with a home run to mark the first time in post-season history a team has started the game with back-to-back home runs. The Twins even the series at two with an 11-2 win in Game 4. Miguel Tejada hits a two-run home run in the third inning but Tim Hudson allows two in the bottom of the inning before the Twins score seven unearned runs in the fourth to hand Hudson the loss. Minnesota then wins Game 5, 5-4. The Twins take a 2-0 lead before Ray Durham homers in the bottom of the third. The score remains 2-1 until Billy Koch allows three runs in the ninth. Mark Ellis hits a three-run home run in the bottom of the ninth.

FINAL STATISTICS

PLAYER	AVG	G	AB	R	H	TB	2B	3B	HR	RBI	SH	SF	HP	BB	IBB	SO	SB	CS	DP	E	SLG	OBP
Byrnes	.000	2	1	0	0	0	0	0	0	0	0	0	0	0	0	1	0	0	0	0	.000	.000
Chavez	.381	5	21	3	8	11	0	0	1	5	0	0	0	2	1	1	0	0	0	0	.524	.435
Durham	.333	5	21	7	7	16	3	0	2	2	0	0	1	2	0	4	1	0	0	0	.762	.417
Dye	.400	5	20	3	8	13	2	0	1	1	0	0	0	1	0	5	0	0	0	0	.650	.429
Ellis	.368	5	19	1	7	12	2	0	1	4	0	0	0	1	0	2	0	0	0	0	1.632	.400
Hatteberg	.500	5	14	5	7	12	2	0	1	3	0	0	0	3	0	0	0	0	0	0	1.857	.588
Hernandez	.059	5	17	0	1	1	0	0	0	0	0	0	0	0	0	4	0	0	1	0	.059	.059
Justice	.238	5	21	2	5	8	1	1	0	4	0	0	0	0	0	4	0	0	1	0	.381	.238
Long	.167	5	18	1	3	6	0	0	1	1	0	0	0	1	0	2	0	0	0	0	.333	.211
Mabry	.000	2	2	0	0	0	0	0	0	0	0	0	0	0	0	1	0	0	0	0	.000	.000
Myers	.000	2	1	0	0	0	0	0	0	0	0	0	0	0	0	1	0	0	0	0	.000	.000
Piatt	.333	3	3	0	1	2	1	0	0	0	0	0	0	0	0	1	0	0	0	0	.667	.333
Saenz	—	1	0	0	0	0	0	0	0	0	0	0	0	1	0	0	0	0	0	0	—	1.000
Tejada	.143	5	21	3	3	7	1	0	1	4	0	1	0	1	0	7	0	0	0	1	.333	.174
Velarde	.600	4	5	1	3	4	1	0	0	1	0	0	0	0	0	1	0	0	0	0	.800	.600
Totals	.288	5	184	26	53	92	13	1	8	25	0	1	1	12	1	34	1	0	2	3	.500	.333

PITCHER	W	L	ERA	G	GS	CG	GF	SHO	SV	IP	H	R	ER	HR	HB	BB	IBB	SO	WP	BK	AVG
Bowie	0	0	0.00	1	0	0	1	0	0	1.1	0	0	0	0	0	0	0	3	0	0	.000
Bradford	0	0	0.00	2	0	0	0	0	0	3.0	1	0	0	0	1	0	0	1	0	0	.111
Hudson	0	1	6.23	2	2	0	0	0	0	8.2	13	11	6	2	1	4	0	8	1	0	.333
Koch	0	0	9.00	3	0	0	3	0	1	3.0	5	3	3	1	0	2	0	3	0	0	.357
Lidle	0	0	9.00	1	0	0	0	0	0	1.0	2	1	1	0	0	0	0	0	0	0	.400
Lilly	0	1	13.50	2	0	0	0	0	0	4.0	10	6	6	1	0	1	0	3	1	0	.476
Mecir	0	0	0.00	1	0	0	1	0	0	1.0	0	0	0	0	0	0	0	2	0	0	.000
Mulder	1	1	2.08	2	2	0	0	0	0	13.0	14	3	3	1	0	3	1	12	1	0	.280
Rincon	0	0	0.00	2	0	0	0	0	0	3.0	2	0	0	0	0	0	0	2	0	0	.182
Zito	1	0	4.50	1	1	0	0	0	0	6.0	5	3	3	0	0	4	0	8	1	0	.217
Totals	2	3	4.09	5	5	0	5	0	1	44.0	52	27	20	5	2	14	1	42	4	0	.291

Game 1 — October 1
Minnesota 7, Oakland 5

Game 2 — October 2
Oakland 9, Minnesota 1

Game 3 — October 4
Oakland 6, Minnesota 3

Minnesota	ab	r	h	bi
Jones lf	5	0	1	1
Guzman ss	4	1	2	0
Koskie 3b	5	1	1	3
Ortiz dh	5	0	0	0
Hunter cf	4	1	1	0
Mientkiewicz 1b	5	1	1	1
Cuddyer rf	3	1	2	1
Mohr rf	0	0	0	0
Pierzynski c	4	1	4	1
Rivas 2b	3	1	1	0
Totals	38	7	13	7

Oakland	ab	r	h	bi
Durham dh	5	1	2	0
Hatteberg 1b	2	2	1	1
Saenz ph-1b	0	0	0	0
Velarde ph-1b	1	0	1	0
Tejada ss	5	1	1	0
Chavez 3b	5	1	2	2
Dye rf	5	0	2	0
Justice lf	5	0	2	1
Ellis 2b	4	0	1	0
Long cf	4	0	0	0
Piatt ph	1	0	0	0
Hernandez c	4	0	0	0
Totals	41	5	12	4

Minnesota	012	003	100	7	13	3
Oakland	320	000	000	5	12	0

E – Guzman, Pierzynski, Koskie. **DP** – Oakland 1. **LOB** – Minnesota 8, Oakland 12. **2B** – Hunter, Cuddyer, Durham 2, Ellis, Jones. **3B** – Pierzynski. **HR** – Koskie, Mientkiewicz. **SH** – Rivas.

Minnesota	ip	h	r	er	bb	so
Radke (W)	5.0	8	5	1	1	3
Santana	1.2	2	0	0	1	2
Romero	1.1	1	0	0	0	1
Guardado (S)	1.0	1	0	0	1	1
Oakland	ip	h	r	er	bb	so
Hudson	5.1	8	4	4	2	4
Lilly (L)	0.2	3	2	2	1	1
Lidle	1.0	2	1	1	0	0
Rincon	1.0	0	0	0	0	0
Mecir	1.0	0	0	0	0	2

T – 3:44. **A** – 34,853.

Umpires – Davis, Meriwether, Marquez, Cousins, West, Diaz

Minnesota	ab	r	h	bi
Jones lf	3	0	1	0
Mohr lf	1	0	1	0
Guzman ss	3	1	1	1
Koskie 3b	3	0	0	0
Lecroy dh	4	0	2	0
Hunter cf	3	0	0	0
Hocking rf	1	0	1	0
Mientkiewicz 1b	4	0	0	0
Cuddyer rf	1	0	0	0
Kielty, ph-cf-ff	2	0	0	0
Pierzynski c	2	0	0	0
Prince c	2	0	0	0
Rivas 2b	2	0	1	0
Totals	31	1	7	1

Oakland	ab	r	h	bi
Durham dh	3	3	1	0
Hatteberg 1b	4	1	2	1
Mabry ph-1b	1	0	0	0
Tejada ss	4	1	1	1
Chavez 3b	4	2	2	3
Dye rf	4	1	1	0
Justice lf	5	1	2	3
Byrnes lf	0	0	0	0
Ellis 2b	4	0	3	1
Long cf	4	0	2	0
Hernandez c	4	0	0	0
Totals	37	9	14	9

Minnesota	000	001	000	1	7	1
Oakland	300	510	00x	9	14	0

E – Jones. **DP** – Minnesota 1, Oakland 2. **LOB** – Minnesota 7, Oakland 9. **2B** – Hatteberg, Dye, Tejada, Ellis, Durham, Mohr. **3B** – Justice. **HR** – Chavez, Guzman. **SH** – Guzman.

Minnesota	ip	h	r	er	bb	so
Mays (L)	3.2	9	6	6	2	1
Fiore	1.1	4	3	3	2	0
Lohse	2.0	1	0	0	0	2
Hawkins	1.0	0	0	0	0	2
Oakland	ip	h	r	er	bb	so
Mulder (W)	6.0	5	1	1	2	3
Bradford	2.0	1	0	0	0	1
Reed	1.0	1	0	0	0	1

HBP – by Mays (Durham), by Bradford (Koskie). **WP** – Fiore.

T – 3:04. **A** – 31,953.

Umpires – Meriwether, Marquez, Cousins, West, Diaz, Davis

Oakland	ab	r	h	bi
Durham dh	4	2	1	1
Hatteberg 1b	2	1	1	1
Velarde ph-1b	2	1	1	1
Tejada ss	4	0	0	1
Chavez 3b	4	0	1	0
Dye rf	4	1	1	1
Justice lf	4	0	0	0
Ellis 2b	4	0	1	0
Long cf	3	1	1	1
Hernandez c	4	0	1	0
Totals	35	6	9	6

Minnesota	ab	r	h	bi
Jones lf	4	1	2	0
Guzman ss	4	0	0	0
Koskie 3b	5	1	1	1
Ortiz dh	3	0	0	0
Kielty ph	1	0	0	0
Hunter cf	4	1	2	1
Mientkiewicz 1b	3	0	1	0
Cuddyer rf	4	0	1	0
Pierzynski c	3	0	1	1
Rivas 2b	3	0	0	0
Hocking ph	1	0	0	0
Totals	35	3	8	3

Oakland	200	101	200	6	9	1
Minnesota	000	120	000	3	8	0

E – Ellis. **LOB** – Oakland 7, Minnesota 9. **2B** – Hunter, Velarde, Jones. **3B** – Koskie. **HR** – Durham, Hatteberg, Long, Dye. **SF** – Tejada. **SB** – Guzman.

Oakland	ip	h	r	er	bb	so
Zito (W)	6.0	5	3	3	4	8
Rincon	2.0	2	0	0	0	2
Koch (S)	1.0	1	0	0	0	0
Minnesota	ip	h	r	er	bb	so
Reed (L)	5.0	6	4	4	2	8
Santana	1.1	1	2	2	1	0
Jackson	0.2	1	0	0	0	0
Romero	1.0	1	0	0	1	0
Hawkins	1.0	0	0	0	0	2

Reed pitched to 1 batter in the 6th

WP – Zito. **T** – 3:26. **A** – 55,932

Umpires – Joyce, Winters, McClelland, Culbreth, Crawford, Eddings

Game 4 — October 5
Minnesota 11, Oakland 2

Game 5 — October 6
Minnesota 5, Oakland 4

Oakland	ab	r	h	bi	Minnesota	ab	r	h	bi
Durham dh	4	0	0	0	Jones lf	5	0	0	0
Hatteberg 1b	3	1	1	0	Guzman ss	5	2	3	0
Tejada ss	4	1	1	2	Koskie 3b	4	0	0	0
Chavez 3b	4	0	1	0	LeCroy dh	3	1	2	1
Dye rf	3	0	3	0	Ortiz ph	2	0	1	1
Mabry rf	1	0	0	0	Hunter cf	5	0	1	0
Justice lf	3	0	0	0	Mientkiewicz 1b	4	0	0	0
Piatt lf	1	0	1	0	Cuddyer rf	2	0	2	0
Ellis 2b	3	0	0	0	Mohr rf	0	1	0	0
Myers c	1	0	0	0	Pierzynski c	4	1	1	2
Long cf	3	0	0	0	Hocking 2b	4	0	2	1
Byrnes ph	1	0	0	0	Totals	38	5	12	5
Hernandez c	3	0	0	0	Oakland	ab	r	h	bi
Velarde 2b	0	0	0	0	Durham dh	5	1	3	1
Totals	34	2	7	2	Hatteberg 1b	3	0	1	0
Minnesota	ab	r	h	bi	Piatt ph	1	0	0	0
Jones lf	3	2	1	0	Myers c	0	0	0	0
Kielty ph-rf	1	0	0	0	Tejada ss	4	0	0	0
Guzman ss	5	1	0	1	Chavez 3b	4	0	2	0
Koskie 3b	4	1	1	1	Dye rf	4	1	1	0
Ortiz dh	3	0	2	1	Justice lf	4	1	1	0
LeCroy ph	2	0	0	0	Ellis 2b	4	1	2	3
Hunter cf	4	2	2	1	Long cf	4	0	0	0
Mientkiewicz 1b	4	2	3	3	Hernandez c	2	0	0	0
Cuddyer rf	3	0	0	0	Velarde ph-1b	2	0	1	0
Mohr rf-lf	1	0	1	0	Totals	37	4	11	4
Pierzynski c	3	2	1	0	Minnesota	011	000	003	5 12 0
Rivas 2b	4	1	1	0	Oakland	001	000	003	4 11 0
Totals	37	11	12	7					

Oakland 002 000 000 2 7 2
 Minnesota 002 700 20x 11 12 0

E – Tejada, Hatteberg. **LOB** – Oakland 6, Minnesota 5. **2B** – Hatteberg, Jones, Ortiz, Dye, Hunter, Rivas, Piatt. **HR** – Tejada, Mientkiewicz.

Oakland	ip	h	r	er	bb	so
Hudson (L)	3.1	5	7	2	2	4
Lilly	3.1	7	4	4	0	2
Bowie	1.1	0	0	0	0	3
Minnesota	ip	h	r	er	bb	so
Milton (W)	7.0	6	2	2	1	3
Lohse	2.0	1	0	0	0	3

HBP – by Hudson (Jones). **WP** – Hudson, Lilly.
T – 3:20. **A** – 55,960
Umpires – Winters, McClelland, Culbreth, Crawford, Eddings, Joyce.

DP – Minnesota 1. **LOB** – Minnesota 9, Oakland 6. **2B** – Guzman 2, Hunter, Hocking, LeCroy, Justice. **HR** – Durham, Pierzynski, Ellis. **SB** – Durham, Guzman.

Minnesota	ip	h	r	er	bb	so
Radke (W)	6.2	6	1	1	0	4
Romero	1.0	1	0	0	0	1
Hawkins	0.1	0	0	0	0	1
Guardado	1.0	4	3	3	0	0
Oakland	ip	h	r	er	bb	so
Mulder (L)	7.0	9	2	2	1	9
Bradford	1.0	0	0	0	0	0
Koch	1.0	3	3	3	2	2

WP – Mulder. **T** – 3:23. **A** – 32,146.
Umpires – West, Diaz, Davis, Meriwether, Marquez, Cousins.

2003 ALDS

The A's reach the post season for the fourth consecutive season, facing Boston in the ALDS. However, the A's lose in five games for the fourth straight year. The A's hit .213 in the series and outscore the Red Sox 18-17. Eric Byrnes leads the A's with a .462 batting average. The A's pitching staff records a 2.98 ERA and Ted Lilly does not allow a run in 9.0 innings.

The A's win Game 1 in 12 innings as Ramon Hernandez has a bases loaded two-out bunt single in the bottom of the 12th for a 5-4 win. Erubiel Durazo sends the game into extra innings with a two-out RBI single in the bottom of the ninth. Oakland takes a 2-0 lead in the series with a 5-1 win in Game 2. The A's score all five of their runs in the second inning, highlighted by a Hernandez RBI single and an Eric Byrnes two-run double. Barry Zito allows one run on five hits in 7.0 innings and strikes out nine for the win. The series moves to Boston for Game 3 and the Sox win 3-1 in 11 innings on a two-run pinch hit home run by Trot Nixon. The A's trail 1-0 after five innings before tying the game with a run in the sixth inning, an inning in which Byrnes is tagged out after failing to touch home and Miguel Tejada is tagged out between third and home after stopping after being obstructed. The A's lose Game 4, 5-4, after starting pitcher Tim Hudson is injured after one inning. The A's lead 4-2 entering the bottom of the sixth but Boston scores a run in the sixth and two more in the eighth off Keith Foulke for the win. Barry Zito has a two-hit shutout after five innings in Game 5 but the Red Sox score four times in the sixth inning off him for a 4-3 win.

FINAL STATISTICS

PLAYER	AVG	G	AB	R	H	TB	2B	3B	HR	RBI	SH	SF	HP	BB	IBB	SO	SB	CS	DP	E	SLG	OBP
Byrnes	.462	5	13	2	6	7	1	0	0	2	0	0	0	0	0	5	1	0	0	0	.538	.462
Chavez	.045	5	22	1	1	2	1	0	0	0	0	0	0	1	1	3	1	0	0	2	.091	.087
Durazo	.238	5	21	3	5	7	2	0	0	3	0	0	0	3	0	4	0	0	0	0	.333	.333
Dye	.231	4	13	2	3	6	0	0	1	3	0	0	1	0	0	2	0	0	0	0	.462	.286
Ellis	.118	5	17	2	2	2	0	0	0	0	0	0	1	4	0	7	0	0	0	1	.118	.318
Guillen	.455	4	11	1	5	6	1	0	0	1	0	0	0	3	0	2	0	0	0	0	.545	.571
Hatteberg	.176	5	17	3	3	3	0	0	0	0	0	0	0	5	0	3	0	0	0	0	.176	.364
Hernandez	.200	4	15	1	3	3	0	0	0	2	1	0	1	2	0	1	0	0	0	1	.200	.333
Long	.250	4	8	0	2	2	0	0	0	0	0	0	0	1	1	3	0	0	0	0	.250	.333
McMillon	.167	3	6	0	1	1	0	0	0	1	0	0	0	1	0	1	0	0	0	0	.167	.286
Melhuse	.600	2	5	1	3	5	0	1	0	1	0	0	0	0	0	1	0	0	0	0	1.000	.600
Menechino	-	1	0	0	0	0	0	0	0	0	0	0	0	0	0	0	0	0	0	0	-	-
Singleton	.286	2	7	2	2	4	2	0	0	0	0	0	1	1	0	1	1	0	0	0	.571	.444
Tejada	.087	5	23	0	2	3	1	0	0	2	0	0	0	0	0	4	0	0	0	1	.130	.087
Totals	.213	5	178	18	38	51	8	1	1	15	1	0	4	21	2	37	3	0	0	5	.287	.310

PITCHER	W	L	ERA	G	GS	CG	GF	SHO	SV	IP	H	R	ER	HR	HB	BB	IBB	SO	WP	BK	AVG
Bradford	0	0	0.00	4	0	0	0	0	0	3.2	4	0	0	0	0	2	2	5	0	0	.286
Foulke	0	1	3.60	3	0	0	2	0	0	5.0	4	2	2	0	0	2	1	3	0	0	.211
Harden	1	1	13.50	2	0	0	2	0	0	1.1	2	2	2	1	0	2	1	1	1	0	.333
Hudson	0	0	3.52	2	2	0	0	0	0	7.2	10	3	3	2	0	1	0	6	0	0	.323
Lilly	0	0	0.00	2	1	0	0	0	0	9.0	2	1	0	0	1	2	0	7	0	0	.065
Mecir	0	0	0.00	1	0	0	0	0	0	0.2	1	0	0	0	0	1	1	0	0	0	.333
Rincon	0	0	4.50	4	0	0	1	0	0	4.0	4	2	2	2	0	1	0	3	0	0	.267
Sparks	0	0	4.50	1	0	0	0	0	0	4.0	2	2	2	1	0	3	0	1	0	0	.143
Zito	1	1	3.46	2	2	0	0	0	0	13.0	9	5	5	2	1	4	0	13	0	0	.191
Totals	2	3	2.98	5	5	0	5	0	0	48.1	38	17	16	8	2	18	5	39	1	0	.211

Game 1 — October 1
Oakland 5, Boston 4 (12)

Game 2 — October 2
Oakland 5, Boston 1

Game 3 — October 4
Boston 3, Oakland 1 (11)

Boston	ab	r	h	bi
Damon cf	5	0	1	0
GarciaParra ss	5	1	2	0
Walker 2b	5	2	4	3
Jackson 2b	1	0	0	0
Ramirez lf	5	0	0	0
Ortiz dh	5	0	0	0
Millar 1b	6	0	2	0
Mueller 3b	5	0	1	0
Nixon rf	3	0	0	0
McCarty ph	0	0	0	0
Brown ph-rf	1	0	0	0
Kapler ph-rf	2	0	0	0
Varitek c	3	1	2	1
Totals	46	4	12	4

Oakland	ab	r	h	bi
Ellis 2b	4	1	1	0
Durazo dh	4	1	2	3
Chavez 3b	6	1	0	0
Tejada ss	6	0	1	1
Hatteberg 1b	4	0	0	0
Guillen lf	3	0	1	0
Long ph-lf-rf	2	0	0	0
Hernandez c	4	0	2	1
Dye rf	3	0	0	0
McMillon ph	0	0	0	0
Byrnes pr-lf	1	1	0	0
Singleton cf	4	1	1	0
Totals	41	5	8	5

Boston 100 010 200 000 412 2
 Oakland 003 000 001 001 5 8 0

E – Martinez, Walker. **DP** – Boston 1, Oakland 1. **LOB** – Boston 13, Oakland 12. **2B** – Singleton, Durazo, Mueller. **HR** – Walker 2, Varitek. **SB** – Damon, Singleton, Chavez.

Boston	ip	h	r	er	bb	so
Martinez	7.0	6	3	3	4	3
Timlin	1.0	0	0	0	0	2
Kim	0.2	0	1	1	1	1
Embree	0.1	1	0	0	0	0
Williamson	1.0	0	0	0	1	2
Lowe (L)	1.2	1	1	1	4	2
Oakland	ip	h	r	er	bb	so
Hudson	6.2	10	3	3	1	5
Rincon	0.2	2	1	1	1	1
Bradford	0.2	0	0	0	1	1
Foulke	3.0	0	0	0	2	3
Harden (W)	1.0	0	0	0	2	1

HBP - by Kim (Singleton). **WP** - Harden
T – 4:37. **A** – 50,606.

Umpires – Marsh, Cooper, Bell, Darling, Welke, Gibson

Boston	ab	r	h	bi
Damon cf	4	0	2	1
GarciaParra ss	3	0	1	0
Walker 2b	4	0	0	0
Ramirez lf	3	0	1	0
Ortiz dh	4	0	0	0
Millar 1b	4	0	0	0
Mueller 3b	4	0	1	0
Kapler rf	3	0	0	0
Varitek ph	1	0	0	0
Mirabelli c	3	1	1	0
Totals	33	1	6	1

Oakland	ab	r	h	bi
Ellis 2b	2	1	0	0
Durazo dh	4	0	1	0
Chavez 3b	4	0	0	0
Tejada ss	4	0	0	0
Hatteberg 1b	4	0	1	0
Guillen lf	1	1	0	0
Long lf	1	0	1	0
Hernandez c	4	1	1	1
Dye rf	3	1	0	0
Byrnes cf	4	1	2	2
Totals	31	5	6	3

Boston 001 000 000 1 6 1
 Oakland 050 000 00x 5 6 0

E – Walker. **LOB** – Boston 7, Oakland 7.
2B – Byrnes, Mirabelli, Damon.

Boston	ip	h	r	er	bb	so
Wakefield (L)	6.0	4	5	3	3	7
Embree	1.0	0	0	0	0	0
Williamson	1.0	2	0	0	0	1
Oakland	ip	h	r	er	bb	so
Zito (W)	7.0	5	1	1	2	9
Bradford	1.0	0	0	0	0	1
Foulke	1.0	1	0	0	0	0

HBP - by Wakefield (Dye, Ellis). **PB** - Mirabelli.

T – 2:37. **A** – 36,305.

Umpires – Cooper, Bell, Darling, Welke, Gibson, Marsh

Oakland	ab	r	h	bi
McMillon lf	5	0	0	0
Durazo dh	4	1	0	0
Tejada ss	5	0	0	0
Chavez 3b	4	0	0	0
Hernandez c	5	0	0	0
Hatteberg 1b	4	0	1	0
Ellis 2b	4	0	1	0
Long rf	4	0	1	0
Byrnes cf	4	0	3	0
Totals	39	1	6	0

Boston	ab	r	h	bi
Damon cf	4	0	1	0
GarciaParra ss	4	0	2	0
Mueller 3b	5	0	0	0
Ramirez lf	4	0	0	0
Ortiz dh	4	0	0	0
Millar 1b	4	0	1	0
Varitek c	4	1	1	0
Brown pr	0	0	0	0
Mirabelli c	1	1	1	0
Kapler rf	4	0	0	0
Nixon ph	1	1	1	2
Jackson 2b	3	0	0	0
Walker ph-2b	1	0	0	0
Totals	39	3	7	2

Oakland 000 001 000 00 1 6 4
 Boston 010 000 000 02 3 7 2

E – Tejada, Chavez 2, Hernandez, Lowe, GarciaParra. **DP** - Oakland 2. **LOB** – Oakland 7, Boston 10. **2B** – Damon. **HR** - Nixon. **SB** – Byrnes, GarciaParra.

Oakland	ip	h	r	er	bb	so
Lilly	7.0	2	1	0	2	5
Bradford	1.2	2	0	0	1	2
Rincon	0.2	0	0	0	0	1
Mecir	0.2	1	0	0	1	0
Harden (L)	0.1	2	2	2	0	0
Boston	ip	h	r	er	bb	so
Lowe	7.0	6	1	0	2	2
Timlin	3.0	0	0	0	0	3
Williamson (W)	1.0	0	0	0	0	2

HBP – by Lilly (Damon). **T** – 3:42. **A** – 35,460.

Umpires – Emmel, Davis, Joyce, Welke, Montague, Barrett

Game 4 — October 5
Boston 5, Oakland 4

Game 5 — October 6
Boston 4, Oakland 3

Oakland	ab	r	h	bi
Ellis 2b	4	0	0	0
Durazo dh	5	0	1	0
Chavez 3b	4	0	1	0
Tejada ss	4	0	0	0
Hatteberg 1b	3	2	1	0
Guillen lf	4	0	2	0
Melhuse c	4	1	3	1
Dye rf	4	1	2	3
Byrnes cf	4	0	1	0
Totals	36	4	11	4

Boston	ab	r	h	bi
Damon cf	4	1	1	2
GarciaParra ss	4	1	1	0
Walker 2b	4	1	1	1
Jackson 2b	0	0	0	0
Ramirez lf	4	1	2	0
Ortiz dh	4	0	1	2
Brown pr	0	0	0	0
Millar 1b	3	0	0	0
Nixon rf	2	0	1	0
Mueller 3b	2	0	0	0
Varitek c	3	1	0	0
Totals	30	5	7	5

Oakland	010	003	000	4	11	1
Boston	002	001	02x	5	7	0

E – Ellis. **DP** - Oakland 1, Boston 1. **LOB** – Oakland 7, Boston 4. **2B** – Chavez, GarciaParra, Ortiz. **3B** - Melhuse. **HR** - Damon, Dye, Walker.

Oakland	ip	h	r	er	bb	so
Hudson	1.0	0	0	0	0	1
Sparks	4.0	2	2	2	3	1
Rincon	2.0	2	1	1	0	0
Foulke (L)	1.0	3	2	2	0	0
Boston	ip	h	r	er	bb	so
Burke	5.1	9	4	4	2	1
Wakefield	1.2	2	0	0	0	0
Williamson (W)	2.0	0	0	0	0	3

T – 3:02. **A** – 35,048
Umpires – Davis, Joyce, Welke, Montague, Barrett, Emmel

Boston	ab	r	h	bi
Damon cf	2	1	1	0
Brown ph-cf	1	0	0	0
GarciaParra ss	4	0	0	0
Walker 2b	2	1	0	0
Jackson 2b	1	0	0	0
Ramirez lf	4	1	1	3
Ortiz dh	4	0	1	0
Kapler pr	0	0	0	0
Millar 1b	4	0	2	0
Mueller 3b	3	0	0	0
Nixon rf	4	0	0	0
Varitek c	3	1	1	1
Totals	32	4	6	4

Oakland	ab	r	h	bi
Ellis 2b	3	0	0	0
McMillon ph	1	0	1	1
Menechino pr-2b	0	0	0	0
Long ph	1	0	0	0
Durazo dh	4	1	1	0
Chavez 3b	4	0	0	0
Tejada ss	4	0	1	1
Hatteberg 1b	2	1	0	0
Byrnes pr	0	0	0	0
Guillen lf	3	0	2	1
Hernandez c	2	0	0	0
Dye rf	3	0	1	0
Melhuse ph	1	0	0	0
Singleton cf	3	1	1	0
Totals	31	3	7	3

Boston	000	004	000	4	6	0
Oakland	000	101	010	3	7	0

DP – Boston 1. **LOB** – Boston 4, Oakland 7. **2B** – Guillen, Durazo, Tejada, Singleton. **HR** - Varitek, Ramirez. **SH** - Hernandez. **SB** – Damon.

Boston	ip	h	r	er	bb	so
Martinez (W)	7.0	7	3	3	1	6
Embree	0.2	0	0	0	0	0
Timlin	0.1	0	0	0	0	0
Williamson	0.0	0	0	0	2	0
Lowe (S)	1.0	0	0	0	1	2
Oakland	ip	h	r	er	bb	so
Zito (L)	6.0	4	4	4	2	4
Lilly	2.0	0	0	0	0	2
Bradford	0.1	2	0	0	0	1
Rincon	0.2	0	0	0	0	1

HBP – by Martinez (Hernandez), by Zito (Walker). **T** – 3:05. **A** – 49,397.
Umpires – Welke, Gibson, Marsh, Cooper, Bell, Darling

2006 ALDS

The A's returned to postseason play for the fifth time in seven years and won a postseason series for the first time since the 1990 ALCS by sweeping Minnesota three games to none in the ALDS. Snapped a six series postseason losing streak and a nine-game losing streak in potential postseason clinching games, which was the longest such streak in Major League history. The A's batted .245 in the series and compiled a 2.33 ERA while outscoring the Twins 16-7. Frank Thomas led the A's with a .500 batting average and two home runs and Marco Scutaro topped the club with six RBI.

The A's win Game 1 in Minnesota, 3-2 as Barry Zito allows just one run on four hits in eight innings for the win. Frank Thomas homers and Marco Scutaro adds a RBI double in the second inning and Zito takes a two-hit shutout into the seventh inning before allowing a home run to Rondell White. Thomas homers again in the ninth inning for an important insurance run as Huston Street allows a run in the bottom of the ninth for the save. The A's win Game 2 by a 5-2 score. Oakland scores twice in the fifth inning on a Scutaro RBI double and a Jason Kendall RBI single, but Esteban Loaiza allows back-to-back home runs to Michael Cuddyer and Justin Morneau in the sixth inning. Mark Kotsay then hits a two-run inside-the-park home run in the seventh inning to give the A's the lead for good. The series moves to Oakland for Game 3 and the A's complete the sweep with an 8-3 win. Scutaro doubles twice and has four RBI and Milton Bradley and Eric Chavez homer. Dan Haren allows two runs in six innings for the win.

FINAL STATISTICS

PLAYER	AVG	G	AB	R	H	TB	2B	3B	HR	RBI	SH	SF	HP	BB	IBB	SO	SB	CS	DP	E	SLG	OBP
Bradley	.077	3	13	1	1	4	0	0	1	2	0	0	0	0	0	1	0	0	1	0	.308	.077
Chavez	.200	3	10	2	2	6	1	0	1	1	0	0	0	2	0	4	0	0	0	.600	.333	
Ellis	.286	2	7	0	2	2	0	0	0	0	0	0	0	0	0	2	0	0	0	.286	.286	
Jimenez	.000	2	4	0	0	0	0	0	0	0	0	0	0	0	0	1	0	0	0	.000	.000	
Kendall	.214	3	14	1	3	4	1	0	0	1	0	0	0	0	0	4	0	0	1	.286	.214	
Kotsay	.143	3	14	2	2	5	0	0	1	2	0	0	0	0	0	2	0	0	1	.357	.143	
Payton	.333	3	12	3	4	4	0	0	0	0	0	0	0	0	0	1	0	0	0	.333	.333	
Scutaro	.333	3	12	1	4	8	4	0	0	6	0	0	0	0	1	0	0	0	0	.667	.333	
Swisher	.300	3	10	3	3	5	2	0	0	1	0	0	0	2	0	2	0	0	0	.500	.417	
Thomas	.500	3	10	3	5	12	1	0	2	2	0	0	0	2	1	1	0	0	0	1.200	.583	
Totals	.245	3	106	16	26	50	9	0	5	15	0	0	0	6	1	19	0	0	2	1	.472	.286

PITCHER	W	L	ERA	G	GS	CG	GF	SHO	SV	IP	H	R	ER	HR	HB	BB	IBB	SO	WP	BK	AVG
Calero	1	0	0.00	1	0	0	0	0	0	1.0	0	0	0	0	0	1	0	1	0	0	.000
Duchscherer	0	0	2.25	2	0	0	0	0	0	4.0	1	1	1	1	0	0	0	4	0	0	.077
Haren	1	0	3.00	1	1	0	0	0	0	6.0	9	2	2	1	0	1	0	2	0	0	.375
Loaiza	0	0	3.60	1	1	0	0	0	0	5.0	8	2	2	2	0	0	0	2	0	0	.348
Street	0	0	3.00	3	0	0	3	0	2	3.0	4	1	1	0	0	1	0	1	0	0	.333
Zito	1	0	1.13	1	1	0	0	0	0	8.0	4	1	1	1	0	3	0	1	0	0	.154
Totals	3	0	2.33	3	3	0	3	0	2	27.0	26	7	7	5	0	6	0	11	0	0	.257

Game 1 — October 3
Oakland 3, Minnesota 2

Game 2 — October 4
Oakland 5, Minnesota 2

Game 3 — October 6
Oakland 8, Minnesota 3

Oakland	ab	r	h	bi
Kendall c	4	0	0	0
Kotsay cf	4	0	1	0
Bradley rf	4	0	0	0
Thomas dh	4	2	3	2
Chavez 3b	4	0	0	0
Payton lf	4	1	1	0
Swisher 1b	3	0	1	0
Scutaro ss	4	0	1	1
Ellis 2b	3	0	0	0
Totals	34	3	7	3

Oakland	ab	r	h	bi
Kendall c	5	1	2	1
Kotsay cf	5	1	1	2
Bradley rf	4	0	0	0
Thomas dh	3	0	1	0
Chavez 3b	4	0	0	0
Payton lf	4	0	2	0
Swisher 1b	4	2	2	0
Scutaro ss	4	1	1	1
Ellis 2b	4	0	2	0
Jimenez 2b	0	0	0	0
Totals	37	5	11	4

Minnesota	ab	r	h	bi
Castillo 2b	5	0	1	0
Punto 3b	4	0	1	0
Mauer c	4	0	1	0
Cuddyer rf	4	0	0	0
Morneau 1b	4	2	3	1
Hunter cf	3	1	2	1
White lf	4	0	3	1
Ford pr	0	0	0	0
Tyner dh	3	0	0	0
Bartlett ss	4	0	1	0
Totals	35	3	12	3

Minnesota	ab	r	h	bi
Castillo 2b	2	0	1	0
Punto 3b	3	0	0	0
Mauer c	3	0	0	0
Cuddyer rf	4	1	1	0
Morneau 1b	4	0	0	0
Hunter cf	4	0	0	1
White lf	4	1	2	1
Nevin dh	3	0	0	0
Bartlett ss	3	0	1	0
Totals	30	2	5	2

Minnesota	ab	r	h	bi
Castillo 2b	4	0	1	0
Punto 3b	5	0	1	0
Mauer c	4	0	1	0
Cuddyer rf	4	1	2	1
Morneau 1b	4	1	2	1
Hunter cf	4	0	1	0
White lf	4	0	0	0
Tyner dh	3	0	0	0
Bartlett ss	4	0	1	0
Totals	36	2	9	2

Oakland	ab	r	h	bi
Kendall c	5	0	1	0
Kotsay cf	5	1	0	0
Bradley rf	5	1	1	2
Thomas dh	3	1	1	0
Chavez 3b	2	2	2	1
Payton lf	4	2	1	0
Swisher 1b	3	1	0	1
Scutaro ss	4	0	2	4
Jimenez 2b	4	0	0	0
Totals	35	8	8	8

Oakland	020	000	001	3	7	0
Minnesota	000	000	101	2	5	2

Oakland	000	020	201	5	11	0
Minnesota	000	002	000	2	9	0

Minnesota	000	101	010	3	12	3
Oakland	022	000	40x	8	8	1

E – Bartlett, Cuddyer. **DP** - Minnesota 1. **LOB** – Oakland 5, Minnesota 5. **2B** – Scutaro, White, Bartlett. **3B** – Cuddyer. **HR** - Thomas 2, White. **SH** – Punto. **CS** – Castillo.

DP - Minnesota 1. **LOB** – Oakland 6, Minnesota 9. **2B** – Kendall, Thomas, Swisher 2, Scutaro. **HR** - Kotsay, Cuddyer, Morneau. **SB** – Tyner.

E – Bartlett, Morneau, Radke, Kendall. **DP** – Oakland 2. **LOB** – Minnesota 7, Oakland 7. **2B** – Morneau, Hunter, Chavez, Scutaro 2. **HR** - Morneau, Hunter, Bradley, Chavez. **SH** - Hunter.

Oakland	ip	h	r	er	bb	so
Zito (W)	8.0	4	1	1	3	1
Street (S)	1.0	1	1	1	0	0
Minnesota	ip	h	r	er	bb	so
Santana	8.0	5	2	2	1	8
Crain	0.2	2	1	1	0	0
Neshek	0.1	0	0	0	0	1

Oakland	ip	h	r	er	bb	so
Loaiza	5.0	8	2	2	0	2
Calero (W)	1.0	0	0	0	1	1
Duchscherer	2.0	0	0	0	0	3
Street (S)	1.0	1	0	0	1	1
Minnesota	ip	h	r	er	bb	so
Bonser	6.0	7	2	2	1	3
Neshek (L)	0.2	1	1	1	0	0
Reyes	0.1	1	1	1	0	0
Rincon	1.1	1	1	1	0	3
Nathan	0.2	1	0	0	0	1

Minnesota	ip	h	r	er	bb	so
Radke (L)	4.0	5	4	3	1	2
Perkins	0.1	2	0	0	0	0
Rincon	1.2	0	0	0	0	0
Reyes	0.2	0	2	0	2	0
Crain	0.1	1	2	0	1	1
Guerrier	1.0	0	0	0	0	0
Oakland	ip	h	r	er	bb	so
Haren (W)	6.0	9	2	2	1	2
Duchscherer	2.0	1	1	1	0	1
Street	1.0	2	0	0	0	0

T – 2:19. **A** – 55,542.
Umpires – Marsh, Danley, Everitt, Rapuano, Tschida, Randazzo.

Loaiza pitched to two batters in the 6th.
WP – Nathan.
T – 3:02. **A** – 55,710
Umpires – Danley, Everitt, Rapuano, Tschida, Randazzo, Marsh.

T – 2:55. **A** – 35,694.
Umpires – Everitt, Rapuano, Tschida, Randazzo, Marsh, Danley

2006 ALCS

The A's return to the American League Championship Series for the first time since 1992 and the 11th time overall, but are swept in four games by Detroit. The A's hit .221 in the series and scored just nine runs in the four games. Milton Bradley drives in five of those runs and homers twice while batting a team leading .500. The A's pitching staff allows 22 runs for a 5.71 ERA.

The A's lose Game 1 in Oakland by a score of 5-1. Barry Zito takes the loss, allowing five runs on seven hits in 3 2/3 innings, but the A's bullpen blanks the Tigers the rest of the way. The A's are limited to a run on eight hits by four Detroit pitchers. Milton Bradley homers from both sides of the plate and is 4 for 5 with four RBI in Game 2 but the A's lose, 8-5. Esteban Loaiza allows seven runs on nine hits in six innings for the loss. The series moves to Detroit for Game 3 and Kenny Rogers and the Tigers bullpen shutout the A's on two hits, 3-0. Jason Kendall singles to start the game and Marco Scutaro has a one out single in the fifth for the A's only hits. Rich Harden takes the loss, allowing three runs on five hits and five walks in 5 2/3 innings. The Tigers complete the sweep in Game 4 with a 6-3 win. Milton Bradley and Eric Chavez have RBI doubles in the first inning to give the A's a 2-0 lead and Jay Payton adds a solo home run in the fourth inning to make the score 3-0. Dan Haren shuts out Detroit on two hits over the first four innings before allowing two runs in the fifth and one in the sixth. The game remains tied at three entering the bottom of the ninth when Huston Street allows a two-out three-run home run to Magglio Ordonez for the loss.

FINAL STATISTICS

PLAYER	AVG	G	AB	R	H	TB	2B	3B	HR	RBI	SH	SF	HP	BB	IBB	SO	SB	CS	DP	E	SLG	OBP
Bradley	.500	4	18	4	9	17	2	0	2	5	0	0	0	0	0	2	0	0	1	0	.944	.500
Chavez	.231	4	13	1	3	7	1	0	1	2	0	0	0	2	0	4	0	0	0	1	.538	.333
Jimenez	.167	4	12	0	2	2	0	0	0	0	0	0	0	0	0	2	0	0	1	2	.167	.167
Kendall	.294	4	17	0	5	5	0	0	0	0	0	0	0	2	0	2	0	0	0	0	.294	.368
Kielty	.000	2	2	0	0	0	0	0	0	0	0	0	0	0	0	0	0	0	1	0	.000	.000
Kiger	—	2	0	0	0	0	0	0	0	0	0	0	0	0	0	0	0	0	0	0	—	—
Kotsay	.250	4	16	3	4	6	2	0	0	0	0	0	0	2	0	3	0	0	2	0	.375	.333
Melhuse	.000	1	1	0	0	0	0	0	0	0	0	0	0	0	0	1	0	0	0	0	.000	.000
Payton	.286	4	14	1	4	9	2	0	1	2	0	0	0	1	0	2	0	0	0	0	.643	.333
Scutaro	.067	4	15	0	1	1	0	0	0	0	0	0	0	0	0	3	0	0	1	0	.067	.067
Swisher	.100	4	10	0	1	1	0	0	0	0	0	0	0	5	0	5	0	0	0	0	.100	.400
Thomas	.000	4	13	0	0	0	0	0	0	0	0	0	1	2	0	4	0	0	1	0	.000	.188
Totals	.221	4	131	9	29	48	7	0	4	9	0	0	1	14	0	28	0	0	7	3	.366	.301

PITCHER	W	L	ERA	G	GS	CG	GF	SHO	SV	IP	H	R	ER	HR	HB	BB	IBB	SO	WP	BK	AVG
Blanton	0	0	0.00	1	0	0	1	0	0	2.0	0	0	0	0	0	2	0	2	0	0	.000
Calero	0	0	0.00	3	0	0	1	0	0	2.0	3	0	0	0	0	1	0	1	0	0	.333
Gaudin	0	0	0.00	3	0	0	0	0	0	3.1	2	0	0	0	0	3	1	1	0	0	.182
Harden	0	1	4.76	1	1	0	0	0	0	5.2	5	3	3	1	0	5	0	4	0	0	.238
Haren	0	0	5.40	1	1	0	0	0	0	5.0	7	3	3	1	0	2	0	7	2	0	.333
Kennedy	0	0	0.00	4	0	0	0	0	0	3.2	2	0	0	0	0	2	1	2	1	0	.143
Loaiza	0	1	10.50	1	1	0	0	0	0	6.0	9	7	7	1	0	1	0	5	0	0	.375
Street	0	1	10.80	2	0	0	2	0	0	3.1	4	4	4	2	0	0	0	3	0	0	.308
Zito	0	1	12.27	1	1	0	0	0	0	3.2	7	5	5	2	0	3	0	0	0	0	.389
Totals	0	4	5.71	4	4	0	4	0	0	34.2	39	22	22	7	0	19	2	25	3	0	.285

Game 1 — October 10
Detroit 5, Oakland 1

Game 2 — October 11
Detroit 8, Oakland 5

Game 3 — October 13
Detroit 3, Oakland 0

Detroit	ab	r	h	bi
Granderson cf	5	1	2	0
Polanco 2b	4	0	1	1
Casey 1b	3	0	1	0
Santiago ss	1	0	0	0
Ordonez rf	4	0	1	1
Guillen ss-1b	5	0	1	0
Rodriguez c	5	1	2	1
Monroe lf	4	0	0	0
Thames dh	4	1	0	0
Inge 3b	3	2	3	2
Totals	38	5	11	5

Oakland	ab	r	h	bi
Kendall c	3	0	1	0
Kotsay cf	4	0	1	0
Bradley rf	4	1	2	0
Thomas dh	3	0	0	0
Payton lf	4	0	2	1
Chavez 3b	3	0	1	0
Swisher 1b	3	0	0	0
Scutaro ss	4	0	0	0
Jimenez 2b	4	0	1	0
Totals	32	1	8	1

Detroit	002	300	000	5	11	1
Oakland	000	000	010	1	8	1

E – Guillen, Jimenez. **DP** – Detroit 4. **LOB** – Detroit 11, Oakland 9. **2B** – Granderson, Inge, Bradley, Payton 2. **HR** - Rodriguez, Inge.

Detroit	ip	h	r	er	bb	so
Robertson (W)	5.0	6	0	0	3	4
Rodney	2.0	1	0	0	1	1
Zumaya	1.0	1	1	1	0	0
Jones	1.0	0	0	0	1	0
Oakland	ip	h	r	er	bb	so
Zito (L)	3.2	7	5	5	3	0
Gaudin	1.2	1	0	0	0	1
Kennedy	0.2	1	0	0	0	0
Calero	1.0	2	0	0	0	0
Blanton	2.0	0	0	0	2	2

T – 3:20. **A** – 35,655.
Umpires – Crawford, Wendelstedt, Cousins, Meriwether, Cederstrom, Reilly.

Detroit	ab	r	h	bi
Granderson cf	5	1	2	1
Perez ss	4	0	0	0
Polanco 2b	4	1	3	0
Ordonez rf	5	1	1	0
Guillen 1b	4	1	1	0
Rodriguez c	3	1	0	0
Monroe lf	3	2	2	2
Gomez dh	4	1	2	4
Inge 3b	3	0	0	1
Totals	35	8	11	8

Oakland	ab	r	h	bi
Kendall c	5	0	1	0
Kotsay cf	4	2	3	0
Bradley rf	5	2	4	4
Thomas dh	5	0	0	0
Chavez 3b	4	1	1	1
Payton lf	4	0	1	0
Swisher 1b	3	0	0	0
Scutaro ss	4	0	0	0
Jimenez 2b	3	0	1	0
Melhuse ph	1	0	0	0
Totals	38	5	11	5

Detroit	010	402	001	8	11	0
Oakland	102	001	100	5	11	1

E – Jimenez. **DP** – Oakland 1. **LOB** – Detroit 5, Oakland 8. **2B** – Guillen, Monroe, Kotsay 2. **HR** - Granderson, Gomez, Bradley 2, Chavez. **SH** – Perez. **SF** – Monroe, Inge.

Detroit	ip	h	r	er	bb	so
Verlander (W)	5.1	7	4	4	1	6
Ledezma	1.1	1	1	1	1	1
Grilli	0.1	0	0	0	0	1
Rodney	1.0	0	0	0	0	3
Jones (S)	1.0	3	0	0	0	2
Oakland	ip	h	r	er	bb	so
Loaiza (L)	6.0	9	7	7	1	5
Gaudin	0.2	1	0	0	1	0
Kennedy	1.1	0	0	0	0	1
Street	1.0	1	1	1	0	1

WP– Verlander. **BK** – Verlander.
T – 3:06. **A** – 36,168.
Umpires – Wendelstedt, Cousins, Meriwether, Cederstrom, Reilly, Crawford.

Oakland	ab	r	h	bi
Kendall c	4	0	1	0
Kotsay cf	4	0	0	0
Bradley rf	4	0	0	0
Thomas dh	2	0	0	0
Payton lf	3	0	0	0
Chavez 3b	3	0	0	0
Swisher 1b	1	0	0	0
Scutaro ss	3	0	1	0
Jimenez 2b	2	0	0	0
Kielty ph	1	0	0	0
Kiger 2b	0	0	0	0
Totals	27	0	2	0

Detroit	ab	r	h	bi
Granderson cf	1	1	0	0
Monroe lf	3	2	2	1
Polanco 2b	4	0	2	1
Ordonez rf	4	0	0	1
Guillen 1b	4	0	0	0
Rodriguez c	4	0	0	0
Infante dh	2	0	1	0
Gomez ph-dh	1	0	1	0
Inge 3b	3	0	0	0
Santiago ss	3	0	0	0
Totals	29	3	6	3

Oakland	000	000	000	0	2	0
Detroit	200	010	00x	3	6	0

DP – Oakland 1, Detroit 2. **LOB** – Oakland 3, Detroit 9. **2B** – Polanco. **HR** – Monroe. **SB** – Granderson, Infante.

Oakland	ip	h	r	er	bb	so
Harden (L)	5.2	5	3	3	5	4
Gaudin	1.0	0	0	0	2	0
Kennedy	0.1	0	0	0	0	0
Calero	1.0	1	0	0	0	1
Detroit	ip	h	r	er	bb	so
Rogers (W)	7.1	2	0	0	2	6
Rodney	0.2	0	0	0	0	0
Jones (S)	1.0	0	0	0	0	0

HBP – by Rogers (Thomas).
T – 2:57. **A** – 41,669
Umpires – Cousins, Meriwether, Cederstrom, Reilly, Crawford, Wendelstedt.

Game 4 — October 14
Detroit 6, Oakland 3

Oakland	ab	r	h	bi
Kendall c	5	0	2	0
Kotsay cf	4	1	0	0
Bradley rf	5	1	3	1
Thomas dh	3	0	0	0
Chavez 3b	3	0	1	1
Payton lf	3	1	1	1
Swisher 1b	3	0	1	0
Scutaro ss	4	0	0	0
Jimenez 2b	3	0	0	0
Kielty ph	1	0	0	0
Kiger 2b	0	0	0	0
Totals	34	3	8	3

Detroit	ab	r	h	bi
Granderson cf	4	1	1	1
Monroe lf	4	1	2	1
Polanco 2b	5	1	3	0
Ordonez rf	4	2	2	4
Guillen 1b	3	0	1	0
Rodriguez c	4	0	0	0
Gomez dh	4	0	1	0
Inge 3b	3	1	1	0
Santiago ss	3	0	0	0
Thames ph	1	0	0	0
Totals	35	6	11	6

two outs when winning run scored

Oakland	200	100	000	3	8	1
Detroit	000	021	003	6	11	0

E – Chavez. **DP** – Oakland 2, Detroit 1.

LOB – Oakland 9, Detroit 8. **2B** – Bradley, Chavez, Granderson, Monroe. **HR** – Payton, Ordonez 2.

Oakland	ip	h	r	er	bb	so
Haren	5.0	7	3	3	2	7
Kennedy	1.1	1	0	0	2	1
Calero	0.0	0	0	0	1	0
Street (L)	2.1	3	3	3	0	2
Detroit	ip	h	r	er	bb	so
Bonderman	6.2	6	3	3	2	3
Walker	0.1	0	0	0	0	1
Grilli	0.2	1	0	0	3	0
Ledezma (W)	1.1	1	0	0	0	0

Haren pitched to two batters in the sixth, Calero pitched to one batter in the seventh.

WP – Haren 2, Kennedy, Bonderman.

T – 3:23. **A** – 42,967

Umpires – Meriwether, Cederstrom, Reilly, Crawford, Wendelstedt, Cousins.

2012 ALDS

The A's lose to the Detroit Tigers three games to two in their first postseason appearance in six years. It was the A's sixth ALDS appearance in the last 13 years and their fifth loss, with all the losses going the full five games. The A's pitching staff compiled a 2.89 ERA and walked just seven batters in the five-game series, but the offense hit just .194 and scored 11 runs in the five games. Yoenis Céspedes hit safely in all five games and paces the A's offense with a .316 batting average

The A's lose Game 1 in Detroit, 3-1. Coco Crisp leads off the game with a home run but that is the only run Justin Verlander would allow in seven innings. Jarrod Parker allows a run in the first on a double play, an unearned run in the third and an Alex Avila home run in the fifth. The A's fall behind 2 games to 0 with a 5-4 loss in Game 2. Cliff Pennington breaks a 1-1 tie with a RBI single in the seventh but Sean Doolittle allows two unearned runs in the bottom of the seventh to put Detroit ahead 3-2. The A's then score twice in the eighth when Céspedes scores on a wild pitch and Josh Reddick homers, but the Tigers tie the game in the eighth and win it on a Don Kelly sacrifice fly off Grant Balfour in the ninth. The series moves to Oakland for Game 3 where Brett Anderson combines with three A's relievers on a four-hit, 2-0 shutout. Céspedes has a RBI single in the first and Seth Smith homers in the fifth. In Game 4, the A's trailed 3-1 entering the bottom of the ninth before scoring three times to send the RBI single to a fifth game. Smith ties the game with a two-run double and scores two outs later on a Crisp RBI single. The A's then lose Game 5 in Oakland 6-0 as Verlander tosses a four-hit shutout. Parker makes his second start of the series and loses for the second time, allowing four runs on seven hits in 6.1 innings.

FINAL STATISTICS

PLAYER	AVG	G	AB	R	H	TB	2B	3B	HR	RBI	SH	SF	HP	BB	IBB	SO	SB	CS	DP	E	SLG	OBP
Céspedes	.316	5	19	1	6	7	1	0	0	2	0	0	0	2	0	2	2	0	0	0	.368	.381
Crisp	.182	5	22	3	4	7	0	0	1	2	0	0	0	0	0	2	0	0	0	1	.318	.182
Donaldson	.294	5	17	1	5	6	1	0	0	0	0	0	0	1	0	4	0	0	1	0	.353	.333
Drew	.211	5	19	0	4	6	2	0	0	1	0	0	0	2	0	7	0	0	0	1	.316	.286
Gomes	.000	1	1	0	0	0	0	0	0	0	0	0	0	0	0	0	0	0	0	0	.000	.000
Kottaras	.000	4	4	0	0	0	0	0	0	0	1	0	0	0	0	2	0	0	0	0	.000	.000
Moss	.133	5	15	0	2	2	0	0	0	0	0	0	1	2	0	7	0	0	0	0	.133	.278
Norris	.083	5	12	0	1	1	0	0	0	0	0	0	0	0	0	6	0	1	0	0	.083	.083
Pennington	.286	5	14	1	4	4	0	0	0	1	0	0	0	3	0	4	0	0	0	0	.286	.412
Reddick	.118	5	17	2	2	5	0	0	1	1	0	0	0	1	0	10	0	0	1	0	.294	.167
Smith	.133	5	15	3	2	6	1	0	1	3	0	0	1	3	0	6	0	0	0	0	.400	.316
Totals	.194	5	155	11	30	44	5	0	3	10	1	0	2	14	0	50	2	1	2	3	.284	.269

PITCHER	W	L	ERA	G	GS	CG	GF	SHO	SV	IP	H	R	ER	HR	HB	BB	IBB	SO	WP	BK	AVG
Anderson	1	0	0.00	1	1	0	0	0	0	6.0	2	0	0	0	0	2	0	6	0	0	.105
Balfour	0	1	5.40	2	0	0	2	0	1	1.2	3	1	1	0	0	1	1	2	0	0	.500
Blevins	0	0	0.00	3	0	0	1	0	0	3.2	1	0	0	0	0	0	0	0	0	0	.083
Cook	1	0	8.10	4	0	0	1	0	0	3.1	4	3	3	0	1	1	0	4	1	0	.308
Doolittle	0	0	3.38	3	0	0	0	0	0	2.2	5	3	1	0	0	0	0	5	0	0	.385
Griffin	0	0	3.60	1	1	0	0	0	0	5.0	7	2	2	1	0	0	0	1	0	0	.350
Milone	0	0	1.50	1	1	0	0	0	0	6.0	5	1	1	0	1	1	0	6	1	0	.217
Neshek	0	0	0.00	1	0	0	0	0	0	0.2	0	0	0	0	0	0	0	1	0	0	.000
Parker	0	2	4.26	2	2	0	0	0	0	12.2	14	7	6	1	1	2	0	11	2	0	.286
Scribner	0	0	0.00	1	0	0	1	0	0	2.0	0	0	0	0	0	0	0	3	0	0	.000
Totals	2	3	2.89	5	5	0	5	1	1	43.2	41	17	14	2	3	7	1	39	4	0	.252

Game 1 — October 6
Detroit 3, Oakland 1

Game 2 — October 7
Detroit 5, Oakland 4

Game 3 — October 9
Oakland 2, Detroit 0

Oakland	ab	r	h	bi
Crisp cf	4	1	1	0
Drew ss	4	0	1	0
Céspedes lf	3	0	1	0
Moss 1b	4	0	0	0
Reddick rf	3	0	0	0
Donaldson 3b	4	0	0	0
Smith dh	3	0	0	0
Norris c	3	0	0	0
Kottaras ph	1	0	0	0
Pennington 2b	2	0	1	0
Totals	31	1	4	1

Oakland	ab	r	h	bi
Crisp cf	5	0	1	0
Drew ss	5	0	1	0
Céspedes lf	5	1	2	1
Moss 1b	3	0	1	0
Reddick rf	4	1	1	1
Donaldson 3b	3	0	1	0
Smith dh	2	1	0	0
Kottaras c	2	0	0	0
Norris ph-c	1	0	0	0
Pennington 2b	3	1	2	1
Totals	33	4	9	3

Detroit	ab	r	h	bi
Jackson cf	3	0	0	0
Infante 2b	4	0	0	0
Cabrera 3b	4	0	1	0
Felder 1b	4	0	0	0
Young dh	3	0	1	0
Peralta ss	2	0	2	0
Dirks lf	3	0	0	0
Garcia rf	3	0	0	0
Laird c	3	0	0	0
Totals	29	0	4	0

Detroit	ab	r	h	bi
Jackson cf	4	1	1	0
Berry lf	3	0	2	0
Garcia ph-rf	1	0	0	0
Cabrera 3b	3	0	0	0
Felder 1b	4	0	0	0
Young dh	2	0	0	0
Dirks rf-lf	3	0	1	0
Peralta ss	3	0	0	0
Avila c	3	1	2	1
Infante 2b	3	1	1	0
Totals	29	3	7	1

Detroit	ab	r	h	bi
Jackson cf	5	1	1	0
Infante 2b	5	2	2	0
Cabrera 3b	5	1	3	0
Felder 1b	4	0	1	0
Young dh	4	0	1	1
Kelly pr-dh	0	1	0	1
Peralta ss	4	0	2	0
Worth pr-ss	0	0	0	0
Dirks lf-rf	3	0	1	0
Garcia rf	2	0	0	0
Berry ph-lf	1	0	0	0
Laird c	2	0	0	0
Avila ph-c	1	0	0	0
Totals	36	5	11	2

Oakland	ab	r	h	bi
Crisp cf	4	1	1	0
Drew ss	2	0	0	0
Céspedes lf	4	0	1	1
Moss 1b	3	0	0	0
Reddick rf	3	0	0	0
Donaldson 3b	3	0	2	0
Smith dh	3	1	1	1
Norris c	3	0	0	0
Pennington 2b	2	0	0	0
Totals	27	2	5	2

Oakland	100	000	000	1	4	1
Detroit	101	010	00x	3	7	0

Detroit	000	000	000	0	4	0
Oakland	100	010	00x	2	5	0

DP – Detroit 1, Oakland 2. **LOB** – Detroit 4, Oakland 4. **HR** – Smith. **CS** – Norris.

E – Parker. **DP** – Oakland 1. **LOB** – Oakland 7, Detroit 4. **2B** – Drew, Jackson, Infante. **HR** – Crisp, Avila. **SB** – Berry. **CS** – Young.

two outs when winning run scored
 Oakland 001 000 120 4 9 1
 Detroit 001 000 211 5 11 0

Oakland	ip	h	r	er	bb	so
Parker (L)	6.1	7	3	2	1	5
Neshek	0.2	0	0	0	0	1
Blevins	1.0	0	0	0	0	0
Detroit	ip	h	r	er	bb	so
Verlander (W)	7.0	3	1	1	4	11
Benoit	1.0	1	0	0	0	1
Valverde (S)	1.0	0	0	0	0	2

E – Crisp. **DP** – Detroit 1. **LOB** – Oakland 8, Detroit 10. **2B** – Cabrera 2. **HR** – Reddick. **SB** – Céspedes 2. **SH** – Kottaras, Dirks. **SF** – Kelly.

Oakland	ip	h	r	er	bb	so
Milone	6.0	5	1	1	1	6
Doolittle	1.0	2	2	0	0	2
Cook	1.0	2	1	1	0	2
Balfour (L)	0.2	2	1	1	1	1
Detroit	ip	h	r	er	bb	so
Fister	7.0	6	2	2	2	8
Benoit	1.0	2	2	2	0	0
Coke	0.2	1	0	0	1	1
Albuquerque (W)	0.1	0	0	0	0	0

Detroit	ip	h	r	er	bb	so
Sanchez (L)	6.1	5	2	2	2	3
Dotel	0.2	0	0	0	0	1
Coke	0.2	0	0	0	1	0
Porcello	0.1	0	0	0	0	0
Oakland	ip	h	r	er	bb	so
Anderson (W)	6.0	2	0	0	2	6
Cook	1.0	1	0	0	0	1
Doolittle	1.0	0	0	0	0	3
Balfour (S)	1.0	1	0	0	0	1

T – 2:33. **A** – 37,090.
Umpires – DeMuth, Cooper, Bell, Barry, Reynolds, Wegner.

HBP – Young (by Parker).
T – 2:56. **A** – 43,323.
Umpires – Reynolds, Wegner, DeMuth, Cooper, Bell, Barry

HBP – Moss (by Fister), Smith (by Fister), Laird (by Milone). **WP** – Milone, Cook, Benoit.
T – 3:28. **A** – 40,684.
Umpires – Wegner, DeMuth, Cooper, Bell, Barry, Reynolds.

Game 4 — October 10
Oakland 4, Detroit 3

Game 5 — October 11
Detroit 6, Oakland 0

Detroit	ab	r	h	bi
Jackson cf	3	0	1	1
Berry lf	3	0	0	0
Garcia ph-rf	1	0	1	1
Cabrera 3b	4	0	1	0
Fielder 1b	4	1	2	1
Young dh	4	0	1	0
Dirks rf-lf	4	0	2	0
Peralta ss	4	0	0	0
Avila c	4	1	1	0
Infante 2b	2	1	1	0
Totals	33	3	10	3

Detroit	ab	r	h	bi
Jackson cf	5	2	2	2
Berry lf	3	1	1	0
Garcia rf	0	0	0	0
Cabrera 3b	4	0	0	1
Fielder 1b	5	0	1	1
Young dh	4	0	1	1
Dirks rf-lf	4	0	1	0
Peralta ss	4	1	1	0
Avila c	4	0	0	0
Infante 2b	3	2	2	0
Totals	36	6	9	5

Oakland	ab	r	h	bi
Crisp cf	5	1	1	1
Drew ss	4	0	2	1
Céspedes lf	3	0	1	0
Moss 1b	3	0	0	0
Reddick rf	4	1	1	0
Donaldson 3b	4	1	1	0
Smith dh	3	1	1	2
Norris c	3	0	1	0
Kottaras ph	1	0	0	0
Pennington 2b	4	0	0	0
Totals	34	4	8	4

Oakland	ab	r	h	bi
Crisp cf	4	0	0	0
Drew ss	4	0	0	0
Céspedes lf	4	0	1	0
Smith dh	4	0	0	0
Reddick rf	3	0	0	0
Donaldson 3b	3	0	1	0
Moss 1b	2	0	1	0
Norris c	2	0	0	0
Gomes ph	1	0	0	0
Kottaras c	0	0	0	0
Pennington 2b	3	0	1	0
Totals	30	0	4	0

two outs when winning run scored

Detroit	001	100	010	3	10	1
Oakland	000	001	003	4	8	0

Detroit	002	000	400	6	9	0
Oakland	000	000	000	0	4	1

E – Fielder. **DP** – Oakland 2. **LOB** – Detroit 5, Oakland 7. **2B** – Dirks, Avila, Drew, Donaldson, Smith. **HR** – Fielder. **SH** – Jackson, Infante.

E – Drew. **LOB** – Detroit 7, Oakland 4. **2B** – Jackson, Berry, Céspedes. **SB** – Dirks, Peralta, Infante. **SH** – Berry.

Detroit	ip	h	r	er	bb	so
Scherzer	5.1	3	1	0	1	8
Dotel	0.1	0	0	0	1	1
Coke	0.1	0	0	0	0	0
Albuquerque	1.0	0	0	0	0	1
Benoit	1.0	1	0	0	1	1
Valverde (L)	0.2	4	3	3	0	1
Oakland	ip	h	r	er	bb	so
Griffin	5.0	7	2	2	0	1
Blevins	2.0	0	0	0	0	0
Doolittle	0.2	3	1	1	0	0
Cook (W)	1.1	0	0	0	0	1

Detroit	ip	h	r	er	bb	so
Verlander (W)	9.0	4	0	0	1	11
Oakland	ip	h	r	er	bb	so
Parker (L)	6.1	7	4	4	1	6
Cook	0.0	1	2	2	1	0
Blevins	0.2	1	0	0	0	0
Scribner	2.0	0	0	0	0	3

Cook pitched to three batters in the 7th
HBP – Cabrera (by Cook). **WP** – Parker 2.
T – 2:56. **A** – 36,393.
Umpires – Bell, Barry, Reynolds, Wegner, DeMuth, Cooper.

Griffin pitched to one batter in the 6th.

WP – Scherzer.

T – 3:21. **A** – 36,385.

Umpires – Cooper, Bell, Barry, Reynolds, Wegner, DeMuth.

2013 ALDS

The A's face Detroit in the ALDS for the second consecutive year and lose three games to two for the second consecutive year. Oakland won two of the first three games but then lost two straight to fall to 1-12 in potential clinch games since 2000, including 0-6 in Game 5's. The A's pitching staff compiled a 3.48 ERA and held the Tigers to a .235 batting average, but the offense hit just .217 and struck out 57 times in the five games. Yoenis Céspedes hit safely in all five games and Coco Crisp batted .389.

The A's lose Game 1 in Oakland, 3-2. Bartolo Colón allows three runs in the first inning but those were the only runs he would allow in six innings of work. Max Scherzer blanks the A's on one hit over the first six innings before Céspedes hits a two-run home run in the seventh for the A's only runs of the game. Oakland evens the series at 1-1 when Sonny Gray and Grant Balfour combine on a four-hit, 1-0 shutout in Game 2. Gray tosses eight innings and allows all four of the hits. Justin Verlander tosses seven shutout innings for the Tigers before Stephen Vogt wins the game with a walk-off RBI single off Rick Porcello in the bottom of the ninth. The series moves to Detroit for Game 3, which the A's win, 6-3. Jarrod Parker has a 3-0 lead when he allows three runs in the bottom of the fourth, but the A's take the lead for good when Brandon Moss homers with one out in the fifth. Josh Reddick and Seth Smith also homer in the game. The A's lose Game 4 by an 8-6 margin. Dan Straily had a 3-0 lead before allowing a three-run home run to Johnny Peralta in the bottom of the fifth. Coco Crisp delivered a RBI single in the seventh to give the A's a 4-3 lead but Sean Doolittle allowed two runs in the bottom of the inning for the blown save. The A's load the bases with no outs in the eighth but are unable to score and the Tigers score three times in the bottom of the eighth to put the game away. The series concludes in Oakland when Verlander and Joaquin Benoit combine on a three-hit shutout in a 3-0 A's loss. Sonny Gray makes his second start of the series and allows three runs in five innings for the loss.

FINAL STATISTICS

PLAYER	AVG	G	AB	R	H	TB	2B	3B	HR	RBI	SH	SF	HP	BB	IBB	SO	SB	CS	DP	E	SLG	OBP
Barton,D	.000	2	3	0	0	0	0	0	0	0	0	0	0	0	0	3	0	0	0	0	.000	.000
Callaspo,A	.167	4	6	0	1	2	1	0	0	0	0	0	0	0	0	1	0	0	0	0	.333	.167
Céspedes,Y	.381	5	21	3	8	14	1	1	1	4	0	0	1	0	0	4	0	0	0	0	.667	.409
Crisp,C	.389	5	18	4	7	11	2	1	0	2	0	1	0	3	0	2	1	0	0	0	.611	.455
Donaldson,J	.143	5	21	0	3	3	0	0	0	0	0	0	0	1	0	8	0	0	0	0	.143	.182
Lowrie,J	.150	5	20	2	3	7	1	0	1	3	0	0	0	2	0	7	0	0	1	0	.350	.227
Moss,B	.111	5	18	2	2	5	0	0	1	1	0	0	0	3	0	13	0	0	0	0	.278	.238
Norris,D	.000	1	1	0	0	0	0	0	0	0	0	0	0	0	0	1	0	0	0	0	.000	.000
Reddick,J	.235	5	17	1	4	8	1	0	1	1	0	0	0	2	1	5	0	0	0	0	.471	.316
Smith,S	.313	4	16	1	5	8	0	0	1	2	0	0	0	1	1	5	0	0	0	0	.500	.353
Sogard,E	.000	4	9	0	0	0	0	0	0	0	1	0	0	1	0	1	0	0	0	0	.000	.100
Vogt,S	.188	5	16	2	3	5	0	1	0	1	0	0	0	1	0	7	0	0	0	0	.313	.235
Totals	.217	5	166	15	36	63	6	3	5	14	1	1	1	14	2	57	1	0	1	1	.380	.280

PITCHER	W	L	ERA	G	GS	CG	GF	SHO	SV	IP	H	R	ER	HR	HB	BB	IBB	SO	WP	BK	AVG
Anderson,B	0	0	27.00	1	0	0	1	0	0	0.1	1	1	1	0	0	1	0	1	1	0	.500
Balfour,G	1	0	0.00	3	0	0	3	0	1	3.0	0	0	0	0	0	1	0	3	0	0	.000
Colon,B	0	1	4.50	1	1	0	0	0	0	6.0	10	3	3	0	1	0	0	4	0	0	.400
Cook,R	0	0	27.00	1	0	0	0	0	0	0.2	1	2	2	0	0	1	0	1	0	0	.333
Doolittle,S	0	1	4.15	4	0	0	1	0	0	4.1	3	2	2	1	0	2	0	6	0	0	.176
Gray,S	0	1	2.08	2	2	0	0	0	0	13.0	10	3	3	1	0	6	1	12	0	0	.217
Otero,D	0	0	0.00	4	0	0	0	0	0	5.2	4	0	0	0	0	1	0	2	0	0	.200
Parker,J	1	0	5.40	1	1	0	0	0	0	5.0	5	3	3	0	0	1	0	1	0	0	.263
Straily,D	0	0	4.50	1	1	0	0	0	0	6.0	4	3	3	1	1	0	0	8	0	0	.190
Totals	2	3	3.48	5	5	0	5	1	1	44.0	38	17	17	3	2	13	1	38	1	0	.235

Game 1 — October 4
Detroit 3, Oakland 2

Game 2 — October 5
Oakland 1, Detroit 0

Game 3 — October 7
Oakland 6, Detroit 3

Detroit	ab	r	h	bi
Jackson cf	4	1	1	0
Hunter rf	3	1	1	0
Cabrera 3b	4	0	1	1
Santiago 3b	0	0	0	0
Fielder 1b	4	0	1	0
Martinez dh	4	1	2	0
Avila c	4	0	2	1
Infante 2b	4	0	2	0
Dirks lf	3	0	0	0
Peralta ph	1	0	0	0
Kelly lf	0	0	0	0
Iglesias ss	4	0	0	0
Totals	35	3	10	2

Oakland	ab	r	h	bi
Crisp cf	1	0	0	0
Lowrie ss	4	0	0	0
Donaldson 3b	4	0	0	0
Moss dh	4	1	1	0
Cespedes lf	4	1	2	2
Reddick rf	4	0	0	0
Vogt c	3	0	0	0
Barton 1b	3	0	0	0
Sogard 2b	2	0	0	0
Callaspo ph-2b	1	0	0	0
Totals	30	2	3	2

Detroit	300	000	000	3	10	0
Oakland	000	000	200	2	3	1

E – Cespedes. **DP** – Oakland 1. **LOB** – Detroit 6, Oakland 4. **2B** – Jackson, Martinez. **3B** – Cespedes. **HR** – Cespedes. **CS** – Hunter.

Detroit	ip	h	r	er	bb	so
Scherzer (W)	7.0	3	2	2	2	11
Smyly	0.2	0	0	0	1	2
Benoit (S)	1.1	0	0	0	0	3
Oakland	ip	h	r	er	bb	so
Colon (L)	6.0	10	3	3	0	4
Otero	1.1	0	0	0	0	0
Doolittle	1.2	0	0	0	0	3

HBP – Hunter (by Colon). **WP** – Scherzer.

T – 3:24. **A** – 48,401.

Umpires – Wegner, Bucknor, Darling, Reynolds, Hallion, DiMuro.

Detroit	ab	r	h	bi
Jackson cf	4	0	0	0
Hunter rf	4	0	0	0
Cabrera 3b	4	0	1	0
Fielder 1b	4	0	0	0
Martinez dh	4	0	0	0
Avila c	2	0	0	0
Infante 2b	2	0	0	0
Kelly lf	3	0	2	0
Iglesias ss	2	0	1	0
Totals	29	0	4	0

Oakland	ab	r	h	bi
Crisp cf	4	0	0	0
Lowrie ss	3	0	0	0
Donaldson 3b	4	0	1	0
Moss 1b	3	0	0	0
Cespedes lf	4	1	2	0
Smith dh	4	0	2	0
Reddick rf	3	0	1	0
Vogt c	4	0	1	1
Sogard 2b	2	0	0	0
Callaspo ph-2b	1	0	1	0
Totals	32	1	8	1

Detroit	000	000	000	0	4	0
Oakland	000	000	001	1	8	0

no outs when winning run scored

DP – Oakland 1. **LOB** – Detroit 5, Oakland 10. **2B** – Callaspo. **CS** – Iglesias. **SH** – Iglesias.

Detroit	ip	h	r	er	bb	so
Verlander	7.0	4	0	0	1	11
Smyly	0.1	1	0	0	1	0
Albuquerque (L)	0.2	2	1	1	1	2
Porcello	0.0	1	0	0	0	0
Oakland	ip	h	r	er	bb	so
Gray	8.0	4	0	0	2	9
Balfour (W)	1.0	0	0	0	0	0

Albuquerque pitched to three batters in the 9th; Porcello pitched to one batter in the ninth.

T – 3:23. **A** – 48,292.

Umpires – Bucknor, Darling, Reynolds, Hallion, DiMuro, Wegner.

Oakland	ab	r	h	bi
Crisp cf	4	1	3	1
Donaldson 3b	4	0	1	0
Lowrie ss	5	0	0	0
Moss 1b	4	1	1	1
Barton 1b	0	0	0	0
Cespedes lf	5	1	1	0
Smith dh	4	1	2	2
Reddick rf	4	1	1	1
Vogt c	2	1	1	0
Norris ph-c	1	0	0	0
Sogard 2b	4	0	0	0
Totals	37	6	10	5

Detroit	ab	r	h	bi
Jackson cf	3	0	0	0
Hunter rf	3	1	1	0
Cabrera 3b	4	0	1	0
Fielder 1b	4	1	2	0
Martinez dh	4	1	1	1
Peralta lf	4	0	1	2
Avila c	3	0	0	0
Infante 2b	4	0	1	0
Iglesias ss	3	0	0	0
Totals	32	3	7	3

Oakland	001	230	000	6	10	0
Detroit	000	300	000	3	7	1

E – Cabrera. **DP** – Oakland 2. **LOB** – Oakland 8, Detroit 5. **2B** – Crisp 2, Martinez. **3B** – Vogt. **HR** – Moss, Smith, Reddick. **SB** – Crisp. **SF** – Crisp.

Oakland	ip	h	r	er	bb	so
Parker (W)	5.0	5	3	3	1	1
Otero	2.0	2	0	0	0	1
Doolittle	1.0	0	0	0	0	1
Balfour (S)	1.0	0	0	0	1	1
Detroit	ip	h	r	er	bb	so
Sanchez (L)	4.1	8	6	5	2	6
Alvarez	3.0	0	0	0	1	3
Veras	1.2	2	0	0	0	3

T – 3:32. **A** – 43,973.

Umpires – Darling, Reynolds, Hallion, DiMuro, Wegner, Bucknor.

Game 4 — October 8
Detroit 8, Oakland 6

Game 5 — October 10
Detroit 3, Oakland 0

Oakland	ab	r	h	bi	Detroit	ab	r	h	bi
Crisp cf	5	3	4	1	Jackson cf	5	0	0	0
Donaldson 3b	5	0	1	0	Hunter rf	5	1	1	0
Lowrie ss	4	2	2	3	Cabrera 3b	4	1	1	2
Moss 1b	4	0	0	0	Iglesias ss	0	0	0	0
Cespedes lf	5	0	2	2	Fielder 1b	3	0	1	0
Smith dh	4	0	1	0	Martinez dh	4	1	3	0
Reddick rf	4	0	1	0	Peralta ss	4	0	2	0
Vogt c	4	1	1	0	Santiago 3b	0	0	0	0
Sogard 2b	1	0	0	0	Avila c	3	0	0	0
Callaspo ph-2b	1	0	0	0	Infante 2b	4	0	0	1
Totals	37	6	12	6	Kelly lf	2	0	0	0
					Totals	34	3	8	3

Detroit	ab	r	h	bi	Oakland	ab	r	h	bi
Jackson cf	4	0	1	1	Crisp cf	4	0	0	0
Hunter rf	4	0	0	0	Donaldson 3b	4	0	0	0
Cabrera 3b	4	0	1	0	Lowrie ss	4	0	1	0
Santiago 3b	0	0	0	0	Cespedes lf	3	0	1	0
Fielder 1b	3	1	1	0	Smith dh	4	0	0	0
Martinez dh	4	2	3	1	Moss 1b	3	0	0	0
Perez, pr-dh	0	1	0	0	Callaspo 2b	3	0	0	0
Peralta lf	3	1	2	3	Reddick rf	2	0	1	0
Dirks pr-lf	0	2	0	0	Vogt c	3	0	0	0
Avila c	3	1	0	0	Totals	30	0	3	0
Infante 2b	4	0	1	2					
Iglesias ss	3	0	0	0	Detroit	000	201	000	3 8 0
Totals	32	8	9	7	Oakland	000	000	000	0 3 0

Oakland	100	020	102	6	12	0
Detroit	000	030	23x	8	9	0

DP – Oakland 1, Detroit 1. **LOB** – Oakland 9, Detroit 4. **2B** – Cespedes, Reddick, Peralta, Infante. **3B** – Crisp. **HR** – Lowrie, Martinez, Peralta. **SH** – Sogard. **DP** – Oakland 1. **LOB** – Detroit 9, Oakland 5. **2B** – Lowrie. **HR** – Cabrera. **CS** – Fielder.

DP – Oakland 1, Detroit 1. **LOB** – Oakland 9, Detroit 4. **2B** – Cespedes, Reddick, Peralta, Infante. **3B** – Crisp. **HR** – Lowrie, Martinez, Peralta. **SH** – Sogard.

Detroit	ip	h	r	er	bb	so
Verlander (W)	8.0	2	0	0	1	10
Benoit (S)	1.0	1	0	0	0	1
Oakland	ip	h	r	er	bb	so
Gray (L)	5.0	6	3	3	4	3
Otero	2.0	2	0	0	1	0
Doolittle	1.0	0	0	0	0	1
Balfour	1.0	0	0	0	0	2

Gray pitched to two batters in the sixth.
HBP – Cespedes (by Benoit).
T – 3:20. **A** – 46,959.
Umpires – Hallion, DiMuro, Wegner, Bucknor, Darling, Reynolds.

Oakland	ip	h	r	er	bb	so
Straily	6.0	4	3	3	0	8
Doolittle (L)	0.2	3	2	2	1	1
Otero	0.1	0	0	0	0	1
Cook	0.2	1	2	2	1	1
Anderson	0.1	1	1	1	1	1
Detroit	ip	h	r	er	bb	so
Fister	6.0	7	3	3	1	1
Scherzer (W)	2.0	3	1	1	2	2
Benoit	1.0	2	2	2	1	2

HBP – Fielder (by Straily). **WP** – Anderson, Fister.
T – 3:25. **A** – 43,958.
Umpires – Reynolds, Hallion, DiMuro, Wegner, Bucknor, Darling.

2014 ALWC

The A's travel to Kansas City in their first appearance in the American League Wild Card one-game playoff and lose to the Royals in 12 innings by a score of 9-8. Brandon Moss hits a two-run home run in the first inning and a three-run home run in the A's five-run sixth inning to set an Athletics postseason record with five RBI. The A's take a 7-3 lead into the eighth inning, but the Royals score three times off Jon Lester to pull to within one. Sean Doolittle allows a run in the ninth for the blown save but Alberto Callaspo has a pinch hit RBI single in the 12th to give the A's the lead. The bullpen then allows two runs in the bottom of the 12th, capped by a two-out RBI single by Salvador Perez. The Royals steal seven bases, including six over the final four innings.

FINAL STATISTICS

PLAYER	AVG	G	AB	R	H	TB	2B	3B	HR	RBI	SH	SF	HP	BB	IBB	SO	SB	CS	DP	E	SLG	OBP
Callaspo	1.000	1	1	0	1	1	0	0	0	1	0	0	0	0	0	0	0	0	0	0	1.000	1.000
Crisp	.333	1	6	1	2	2	0	0	0	1	0	0	0	0	0	3	0	0	0	0	.333	.333
Donaldson	.400	1	5	1	2	2	0	0	0	0	0	0	0	1	0	2	0	0	0	0	.400	.500
Freiman	.000	1	1	0	0	0	0	0	0	0	0	0	0	0	0	0	0	0	0	0	.000	.000
Fuld	.400	1	5	1	2	2	0	0	0	0	0	0	0	1	0	1	0	0	0	0	.400	.500
Gomes	.000	1	0	0	0	0	0	0	0	0	0	0	0	0	0	0	0	0	0	0	.000	.000
Lowrie	.000	1	5	0	0	0	0	0	0	0	1	0	0	0	0	0	0	0	0	0	.000	.000
Moss	.400	1	5	2	2	8	0	0	2	5	0	0	0	1	1	2	0	0	0	0	1.600	.500
Norris	.200	1	5	1	1	1	0	0	0	1	0	0	0	0	0	2	0	0	0	0	.200	.200
Punto	.000	1	2	0	0	0	0	0	0	0	0	0	0	0	0	1	0	0	0	0	.000	.000
Reddick	.500	1	4	2	2	2	0	0	0	0	0	0	0	2	0	0	0	0	0	0	.500	.667
Sogard	.250	1	4	0	1	1	0	0	0	0	0	0	0	0	0	2	0	0	0	0	.250	.250
Soto	.000	1	1	0	0	0	0	0	0	0	0	0	0	0	0	1	0	0	0	0	.000	.000
Vogt	.000	1	3	0	0	0	0	0	0	0	0	0	0	1	0	1	0	0	0	0	.000	.250
Totals	.277	1	47	8	13	19	0	0	2	8	1	0	0	6	1	15	0	0	0	0	.404	.358

PITCHER	W	L	ERA	G	GS	CG	GF	SHO	SV	IP	H	R	ER	HR	HB	BB	IBB	SO	WP	BK	AVG	
Abad	0	0	0.00	1	0	0	0	0	0	0.1	0	0	0	0	0	0	0	0	0	0	0	.000
Doolittle	0	0	4.50	1	0	0	0	0	0	2.0	2	1	1	0	0	0	0	0	0	0	0	.400
Gregerson	0	0	0.00	1	0	0	0	0	0	0.2	1	0	0	0	0	0	1	0	2	1	0	.333
Hammel	0	0	---	1	0	0	1	0	0	0.0	1	0	0	0	0	0	0	0	0	0	0	1.000
Lester	0	0	7.36	1	1	0	0	0	0	7.1	8	6	6	0	0	2	0	5	0	0	0	.286
Otero	0	1	13.50	1	0	0	0	0	0	1.1	3	2	2	0	0	0	0	0	1	0	0	.500
Totals	0	1	6.94	1	1	0	1	0	0	11.2	15	9	9	0	0	3	0	8	1	0	.341	

September 30

Kansas City 9, Oakland 8 (12)

Oakland	ab	r	h	bi	Oakland	ip	h	r	er	bb	so
Crisp cf	6	1	2	1	Lester	7.1	8	6	6	2	5
Gomes lf	0	0	0	0	Gregerson	0.2	1	0	0	1	2
Fuld lf-cf	5	1	2	0	Doolittle	2.0	2	1	1	0	0
Donaldson 3b	5	1	2	0	Otero (L)	1.1	3	2	2	0	1
Moss dh	5	2	2	5	Abad	0.1	0	0	0	0	0
Reddick rf	4	2	2	0	Hammel	0.0	1	0	0	0	0
Lowrie ss	5	0	0	0	Kansas City	ip	h	r	er	bb	so
Vogt 1b	3	0	0	0	Shields	5.0	5	4	4	2	6
Freiman ph-1b	1	0	0	0	Ventura	0.1	2	2	2	0	0
Callaspo ph-1b	1	0	1	1	Herrera	1.2	4	1	1	0	3
Soto c	1	0	0	0	Davis	1.0	0	0	0	0	1
Norris c	5	1	1	1	Holland	1.0	0	0	0	3	1
Sogard 2b	4	0	1	0	Finnegan	2.1	1	1	1	1	3
Punto ph-2b	2	0	0	0	Frasor (W)	0.2	1	0	0	0	1
Totals	47	8	13	8							

WP – Gregerson, Ventura, Frasor. PB – Perez.

T – 4:45. A – 40,502.

Umpires – Miller, Davis, Iassogna, Welke, Hoye, Tichenor.

Kansas City	ab	r	h	bi
Escobar ss	4	1	2	0
Aoki rf	4	1	0	1
Nix 3b	1	0	0	0
Cain cf-ff	6	2	2	2
Hosmer 1b	4	2	3	1
Butler dh	4	0	2	2
Gore pr-dh	0	0	0	0
Colon ph-dh	1	1	1	1
Gordon lf	5	0	0	0
Perez c	6	0	1	1
Infante 2b	5	0	2	0
Moustakas 3b	3	1	1	0
Willingham ph	1	0	1	0
Dyson pr-cf	0	1	0	0
Totals	44	9	15	8

Oakland 200 005 000 001 813 0
 Kansas City 102 000 031 002 915 0
 two outs when winning run scored

DP – Kansas City 1. LOB – Oakland 10, Kansas City 8. 2B – Cain. 3B – Hosmer. HR – Moss 2. SB – Escobar, Aoki, Cain, Gore, Colon, Gordon, Dyson CS – Hosmer. SH – Lowrie, Esobar 2, Colon, Dyson. SF – Aoki.

ATHLETICS ALL-TIME ROSTER

A	Bacon, Eddie 1917	Berry, Joe 1944-46	Boyer, Clete 1955-57
Abad, Andy 2001	Bagwell, Bill 1925	Bertoia, Reno 1961	Boyer, Cloyd 1955
Abad, Fernando 2014-15	Bahnson, Stan 1975-77	Besse, Herman 1940-43, 46	Braden, Dallas 2007-11
Abbott, Glenn 1973-76	Bailey, Andrew 2009-11	Bettendorf, Jeff 1984	Bradford, Bill 1956
Abbott, Kurt 1993, 98	Bailey, Gene 1917	Bevan, Hal 1952, 55	Bradford, Chad 2001-04
Aber, Al 1957	Baines, Harold 1990-92	Biasatti, Hank 1949	Bradley, Bert 1983
Abernathy, Tal 1942-44	Bair, Doug 1977, 86	Bigbee, Lyle 1920	Bradley, Milton 2006-07
Accardo, Jeremy 2012	Baisley, Jeff 2008	Billings, Bruce 2011	Bradshaw, Dallas 1917
Acosta, Merito 1918	Baker, Bock 1901	Binks, George 1947-48	Brancato, Al 1939-41, 45
Acre, Mark 1994-97	Baker, Dusty 1985-86	Birtzas, Tim 1985-86	Branom, Dud 1927
Adams, Dick 1947	Baker, Frank 1908-14	Bishop, Bill 1921	Brant, Marshall 1983
Adams, Mike 1978	Baker, Neal 1927	Bishop, Charlie 1952-55	Brazill, Frank 1921-22
Adams, Willie 1918-19	Baker, Scott 1995	Bishop, Max 1924-33	Breckinridge, Bill 1929
Adams, Willie 1996-97	Baker, Steve 1982-83	Bitker, Joe 1990	Breslow, Craig 2009-11
Adkins, Dick 1942	Balfour, Grant 2011-13	Black, Don 1943-45	Bressler, Rube 1914-16
Afenir, Troy 1990-91	Bando, Chris 1989	Blackley, Travis 2012	Brewer, Billy 1997
Aker, Jack 1964-68	Bando, Sal 1966-76	Blackwell, Ewell 1955	Brickley, George 1913
Akerfelds, Darrel 1986	Bankston, Everett 1915	Blaeholder, George 1935	Briggs, John 1960
Aldrete, Mike 1993-95	Bankston, Wes 2008	Blair, Buddy 1942	Briscoe, John 1991-96
Alexander, Gary 1978	Barbee, Dave 1926	Blair, Carson 2015	Brissie, Lou 1947-51
Alexander, Matt 1975-77	Barna, Babe 1937-38	Blake, Ed 1957	Brito, Tilson 1997
Allen, Bob 1919	Barra, Scotty 1908-09	Blanchard, Johnny 1965	Broberg, Pete 1978
Allen, Brandon 2011-12	Barrett, Bill 1921	Blanco, Gil 1966	Brooks, Aaron 2015
Allen, Dick 1977	Barrett, Dick 1933	Blankenship, Lance 1988-93	Brooks, Bobby 1969-72
Allison, Dana 1991	Barry, Hardin 1912	Blanks, Kyle 2014	Brosius, Scott 1991-97
Almon, Bill 1983-84	Barry, Jack 1908-15	Blanton, Joe 2004-08	Brouthers, Art 1906
Alou, Felipe 1970-71	Barthold, John 1904	Blasingame, Don 1966	Brown, Andrew 2007-08
Alou, Jesus 1973-74	Bartley, Bill 1906-07	Blefary, Curt 1971-72	Brown, Boardwalk 1911-14
Alou, Matty 1972	Bartling, Irv 1938	Blemker, Ray 1960	Brown, Darrell 1982
Alston, Dell 1978	Barton, Daric 2007-14	Blevins, Jerry 2007-13	Brown, Dee 2007
Alusik, George 1962-64	Barton, Harry 1905	Blowers, Mike 1998	Brown, Emril 2008
Alvarez, R.J. 2015	Bass, Norm 1961-63	Blue, Bert 1908	Brown, Jeremy 2006
Alyea, Brant 1972	Bassitt, Chris 2015	Blue, Vida 1969-77	Brown, Jim 1916
Ambler, Wayne 1937-39	Bates, Charlie 1927	Boak, Chet 1960	Brown, Larry 1971-72
Ancker, Walter 1915	Bates, Ray 1917	Boardman, Charlie 1913-14	Brown, Norm 1943, 46
Anderson, Brett 2009-13	Bathe, Bill 1986	Bocachica, Hiram 2005-07	Brown, Ollie 1972
Anderson, Bryan 2014-15	Batista, Tony 1996-97	Bochte, Bruce 1984-86	Browne, Jerry 1992-93
Anderson, Dwain 1971-72	Battle, Allen 1996	Bodie, Ping 1917	Bruce, Lou 1904
Anderson, Walter 1917, 19	Batton, Chris 1976	Boever, Joe 1993	Brucker, Earle 1937-40, 43
Andrews, Elbert 1925	Bauer, Hank 1960-61	Bogle, Warren 1968	Brucker, Earle 1948
Andrews, Mike 1973	Bauer, Lou 1918	Bohen, Pat 1913	Bruggy, Frank 1922-24
Andujar, Joaquin 1986-87	Baumgartner, Stan 1924-26	Boley, Joe 1927-32	Brumley, Mike 1994
Appier, Kevin 1999-00	Baxes, Mike 1956, 58	Bollweg, Don 1954-55	Brunet, George 1956-57, 59-60
Applegate, Fred 1904	Baylor, Don 1976, 88	Bonner, Frank 1902	
Archer, Fred 1936-37	Beane, Billy 1989	Bonsor, Boof 2010	Bryan, Billy 1961-66
Archer, Jim 1961-62	Beard, Dave 1980-83	Boone, Dan 1919	Bryant, Derek 1979
Armas, Marcos 1993	Becker, Rich 1999-00	Boone, Ray 1959	Buck, Travis 2007-10
Armas, Tony 1977-82	Beckmann, Bill 1939-42	Bordi, Rich 1980-81, 88	Budaska, Mark 1978, 81
Armbruster, Harry 1906	Belitz, Todd 2000	Bordick, Mike 1990-96	Bullock, Red 1936
Armstrong, George 1946	Bell, Kevin 1982	Bosetti, Rick 1981-82	Burgmeier, Tom 1983-84
Armstrong, Howard 1911	Bella, Zeke 1959	Bosman, Dick 1975-76	Burgo, Bill 1943-44
Arndt, Larry 1989	Bellhorn, Mark 1997-98, 00-01	Bostick, Henry 1915	Burke, Glenn 1978-79
Amtzen, Ori 1943	Bender, Chief 1903-14	Bournigal, Rafael 1996-98	Burnette, Wally 1956-58
Aroyo, Fernando 1982, 86	Benson, Vern 1943, 46	Bourque, Pat 1973-74	Burns, Billy 2014-15
Astroth, Joe 1945-46, 50-56	Benton, Al 1934-35	Bowen, Rob 2007-08	Burns, Dennis 1923-24
Atherton, Keith 1983-86	Berger, Johnny 1922	Bowers, Cedrick 2010	Burns, George 1918-20, 29
Atkins, Tommy 1909-10	Bernazard, Tony 1987	Bowie, Jim 1994	Burns, Joe 1944-45
Azcue, Joe 1962-63	Bernhard, Bill 1901-02	Bowie, Micah 2002-03	Burns, Todd 1988-91
	Berroa, Geronimo 1994-97	Bowles, Charlie 1943, 45	Burris, Ray 1984
	Berry, Charlie 1925, 34-36, 38	Bowlin, Weldon 1967	Burroughs, Jeff 1982-84
	Berry, Claude 1906-07	Bowman, Joe 1932	Burrows, John 1943
		Bowsfield, Ted 1963-64	Burros, Dick 1919-20
		Boyd, Bob 1961	

Burtschy, Moe.....	1950-51, 54-56	Chavarria, Ossie.....	1966-67	Covington, Wes.....	1961	Derry, Russ.....	1946
Busch, Ed.....	1943-45	Chavez, Eric.....	1998-2010	Cowgill, Collin.....	2012	Desautels, Gene.....	1946
Buschhorn, Don.....	1965	Chavez, Jesse.....	2012-15	Cox, Glenn.....	1955-58	DeShong, Jimmie.....	1932
Bush, Joe.....	1912-17, 28	Chiti, Harry.....	1958-60	Cox, Jeff.....	1980-81	Devine, Joey.....	2008, 11
Butler, Billy.....	2015	Chitren, Steve.....	1990-91	Coyne, Toots.....	1914	Dickson, Jim.....	1965-66
Buxton, Ralph.....	1938	Choice, Michael.....	2013	Crabb, Roy.....	1912	Dickson, Murry.....	1958-59
Bynum, Freddie.....	2005	Chouinard, Bobby.....	1996	Craddock, Walt.....	1955-56, 58	Dietrich, Bill.....	1933-36, 47-48
Byrd, Harry.....	1950, 52-53	Christenson, Ryan.....	1998-01	Craig, George.....	1907	Dillingier, Bob.....	1950
Byrnes, Eric.....	2000-05	Christopher, Russ.....	1942-47	Cramer, Bobby.....	2010-11	Dilone, Miguel.....	1978-79
Byrnes, Jim.....	1906	Cias, Darryl.....	1983	Cramer, Doc.....	1929-35	DiNardo, Lenny.....	2007-08
C		Cicero, Joe.....	1945	Crane, Sam.....	1914-16	Ditmar, Art.....	1954-56, 61-62
Cabrera, Orlando.....	2009	Cihocki, Ed.....	1932-33	Crawford, Willie.....	1977	Divis, Moxie.....	1916
Cadaret, Greg.....	1987-89	Cimoli, Gino.....	1962-64	Crimian, Jack.....	1956	Dixon, Sonny.....	1954-55
Cahill, Trevor.....	2009-11	Ciola, Lou.....	1943	Crisp, Coco.....	2010-15	Dobson, Chuck.....	1966-71, 73
Cain, Sugar.....	1932-35	Cipriani, Frank.....	1961	Cronin, Jim.....	1929	Dolan, Joe.....	1901
Calero, Kiko.....	2005-08	Cissell, Bill.....	1937	Crosby, Bobby.....	2003-09	Donahue, Pat.....	1910
Caligiuri, Fred.....	1941-42	Clark, Allie.....	1951-53	Cross, Lave.....	1901-05	Donaldson, John.....	1966-70, 74
Callahan, Ben.....	1983	Clark, Doug.....	2006	Cross, Monte.....	1902-07	Donaldson, Josh.....	2010-12, 14-14
Callaspo, Alberto.....	2013-14	Clark, Jermaine.....	2005	Crowell, Cap.....	1915-16	Doolittle, Sean.....	2012-15
Callaway, Frank.....	1921-22	Clark, Ron.....	1971-72	Crowson, Woody.....	1945	Dotel, Octavio.....	2004-05
Camacho, Ernie.....	1980	Clark, Gowell.....	1933	Cruthers, Press.....	1913-14	Doubront, Felix.....	2015
Cameron, Kevin.....	2009	Clinton, Lou.....	1965	Cruz, Fausto.....	1994-95	Dougherty, Jim.....	1998
Campaneris, Bert.....	1964-76	Clippard, Tyler.....	2015	Cruz, Juan.....	2005	Dowd, Snooks.....	1919
Campbell, Kevin.....	1991-93	Clyde, Tom.....	1943	Cullen, Tim.....	1972	Downing, Al.....	1970
Candiotti, Tom.....	1998-99	Coakley, Andy.....	1902-06	Culler, Dick.....	1936	Downs, Kelly.....	1992-93
Canha, Mark.....	2015	Cobb, Ty.....	1927-28	Cunningham, Aaron.....	2008-09	Doyle, Brian.....	1981
Canseco, Jose.....	1985-92, 97	Cochrane, Mickey.....	1925-33	Cunningham, Mike.....	1906	Doyle, Carl.....	1935-36
Canseco, Ozzie.....	1990	Codirol, Chris.....	1982-87	Curry, Jim.....	1909	Dozier, Tom.....	1986
Cantrell, Guy.....	1927	Colangelo, Mike.....	2002	Cust, Jack.....	2007-10	Drabowsky, Moe.....	1962-65
Carey, Andy.....	1960-61	Colavito, Rocky.....	1964	D		Drake, Larry.....	1945
Carignan, Andrew.....	2011-12	Colbert, Nate.....	1976	D'Acquisto, John.....	1982	Dressendorfer, Kirk.....	1991
Carr, Charlie.....	1901	Coleman, Ed.....	1932-35	Daley, Bud.....	1958-61	Drew, Stephen.....	2012
Carrasquel, Chico.....	1958	Coleman, Joe.....	1942, 46-51, 53	Daley, Pete.....	1960	Driscoll, Jim.....	1970
Carroll, Doc.....	1916	Coleman, Joe.....	1977-78	Daley, Tom.....	1913-14	Driscoll, Michael.....	1916
Carroll, Tom.....	1959	Coleman, Ray.....	1948	Daly, Bert.....	1903	Drumright, Keith.....	1981
Carson, Matt.....	2009-10	Coleman, Rip.....	1957, 59	Damon, Johnny.....	2001	Duchscherer, Justin.....	2003-08, 10
Carter, Chris.....	2010-12	Collamore, Allan.....	1911	Damrau, Harry.....	1915	Duckworth, Jim.....	1966
Carter, Nick.....	1908	Collins, Dave.....	1985	Daney, Art.....	1928	Dugan, Joe.....	1917-21
Carter, Sol.....	1931	Collins, Eddie.....	1906-14, 27-30	Danforth, Dave.....	1911-12	Duggleby, Bill.....	1902
Carty, Rico.....	1973, 78	Collins, Jimmy.....	1939, 41-42	Danner, Buck.....	1915	Duliba, Bob.....	1967
Cascarella, Joe.....	1934-35	Collins, Zip.....	1907-08	Darling, Ron.....	1991-95	Dull, Ryan.....	2015
Casilla, Santiago.....	2004-09	Colón, Bartolo.....	2012-13	Davallilo, Vic.....	1973-74	Duncan, Dave.....	1964, 67-72
Caster, George.....	1934-35, 37-40	Cone, Bob.....	1915	Davidson, Claude.....	1918	Duncan, Taylor.....	1978
Castiglia, Jim.....	1942	Conigliaro, Billy.....	1973	Davies, Chick.....	1914-15	Dunn, Adam.....	2014
Castillo, Alberto.....	2005	Connelly, Bill.....	1945	Davis, Bob.....	1958, 60	Dunning, Steve.....	1977
Castro, Angel.....	2015	Connelly, Steve.....	1998	Davis, Bud.....	1915	Durazo, Erubiel.....	2003-05
Castro, Luis.....	1902	Conrad, Brooks.....	2008	Davis, Crash.....	1940-42	Duren, Ryne.....	1957
Castro, Ramon.....	2004	Conroy, Bill.....	1935-37	Davis, Harry.....	1901-11, 13-17	Durham, Ray.....	2002
Cater, Danny.....	1966-69	Conroy, Tim.....	1978, 82-85	Davis, Ike.....	2015	Duser, Carl.....	1956, 58
Caudill, Bill.....	1984, 87	Consoló, Billy.....	1962	Davis, Mike.....	1980-87	Dye, Jermaine.....	2001-04
Caulfield, Jake.....	1946	Conway, Owen.....	1915	Davis, Rajai.....	2008-10	Dygart, Jimmy.....	1905-10
Causey, Wayne.....	1961-66	Cook, Ryan.....	2012-15	Davis, Storm.....	1987-89, 93	Dykes, Jimmie.....	1918-32
Ceccarelli, Art.....	1955-56	Coombs, Bob.....	1933	Davis, Tod.....	1949, 51		
Cepeda, Orlando.....	1972	Coombs, Jack.....	1906-14	Davis, Tommy.....	1970-71	E	
Cerv, Bob.....	1957-60	Cooper, Pat.....	1946-47	Dawley, Bill.....	1989	Earnshaw, George.....	1928-33
Céspedes, Yoenis.....	2012-14	Corcoran, Art.....	1915	Dean, Chubby.....	1936-41	Easterling, Paul.....	1938
Cey, Ron.....	1987	Corsi, Jim.....	1988-89, 92, 95-96	DeJesus, David.....	2011	Eaves, Vallie.....	1935
Chalk, Dave.....	1979	Cosey, Ray.....	1980	Del Greco, Bobby.....	1961-63	Eccles, Harry.....	1915
Chant, Charlie.....	1975	Cottrell, Ensign.....	1913	De Los Santos, Fautino.....	2011-12	Eckersley, Dennis.....	1987-95
Chapman, Fred.....	1939-41	Coughtry, Marlan.....	1962	Delsing, Jim.....	1960	Eckert, Charlie.....	1919-20, 22
Chapman, John.....	1924	Coulombe, Daniel.....	2015	DeMaestri, Joe.....	1953-59	Eddy, Chris.....	1995
Chapman, Sam.....	1938-41, 45-51	Courtney, Clint.....	1961	DeMars, Billy.....	1948	Edgerton, Bill.....	1966-67
Charles, Ed.....	1962-67	Coveleski, Stan.....	1912	Denorfia, Chris.....	2008-09	Edwards, Doc.....	1963-65
				Derrick, Claud.....	1910-12	Edwards, Mike.....	1978-80
						Edwards, Mike.....	2003

Athletics All-Time Roster, continued

Edwards, Ralph.....1915	Fox, Eric.....1992-94	Giordano, Tommy.....1953	Hairston, Scott.....2009
Egan, Ben.....1908, 12	Fox, Jack.....2010	Giusti, Dave.....1977	Halama, John.....2003
Ehmke, Howard.....1926-30	Fox, Jake.....2018	Glass, Tom.....1925	Hale, Sammy.....1923-29
Elliott, Randy.....1980	Fox, Nellie.....1947-49	Glynn, Ryan.....2005	Haley, Ray.....1916-17
Ellis, Dock.....1977	Fox, Jimmie.....1925-35	Godfrey, Graham.....2011-12	Hall, Dick.....1960
Ellis, Mark....2002-03, 05-11	Francis, Jeff.....2014	Gomes, Jonny.....2012, 14	Hall, Irv.....1943-46
Ely, Bones.....1901	Francona, Tito.....1969-70	Gonzalez, Carlos.....2008	Halsey, Brad.....2006
Embree, Alan.....2007-08	Franks, Herman.....1947-48	Gonzalez, Edgar.....2009	Hamilton, Dave.....1972-75, 1979-80
Emerson, Chester....1911-12	Fraser, Chick.....1901	Gonzalez, Gio.....2008-11	Hamilton, Tom.....1952-53
Engle, Charlie.....1925-26	Freeman, Harvey.....1921	Gonzalez, Orlando.....1980	Hamlin, Ken.....1960
Epps, Hal.....1944	Freeman, Mark.....1959	Gooch, Lee.....1917	Hamlin, Luke.....1944
Epstein, Mike.....1971-72	Freiman, Nate.....2013-14	Goodwin, Danny.....1982	Hammell, Jason.....2014
Eschen, Larry.....1942	Freitas, Tony.....1932-33	Gorman, Tom.....1955-59	Hammond, Chris.....2004
Esposito, Sammy.....1963	French, Pat.....1917	Gosger, Jim.....1966-68	Hamner, Granny.....1962
Essegian, Chuck.....1961, 63	French, Walter...1923, 25-29	Gossage, Rich.....1992-93	Hancken, Buddy.....1940
Essian, Jim.....1978-80, 84	Fricano, Marion.....1952-55	Grabarkewitz, Billy.....1975	Hancock, Garry.....1983-84
Estalella, Bobby 1943-45, 49	Fritz, Charlie.....1907	Grabowski, Jason.....2002-03	Handley, Gene.....1946-47
Etherton, Seth.....2005	Fritz, Harry.....1913	Graff, Milt.....1957-58	Handrahan, Vern.....1964, 66
Etten, Nick.....1938-39	Fuentes, Brian.....2011-12	Grant, Mudcat.....1970-71	Haney, Larry 1969-70, 72-76
Eveland, Dana.....2008-09	Fuentes, Tito.....1978	Graveman, Kendall.....2015	Hanks, Jay.....1961, 63
Everidge, Tommy.....2009	Fuhrman, Ollie.....1922	Gray, Dolly.....1924-27	Hanna, Preston.....1982
Ewoldt, Art.....1919	Fuld, Sam.....2014-15	Gray, Jeff.....2008-09	Hannahan, Jack.....2007-09
F	Fulghum, Dot.....1921	Gray, Johnny.....1954-55	Hannifin, Jack.....2006
Fagan, Everett.....1943, 46	Fultz, Dave.....1901-02	Gray, Sonny.....2013-15	Harad, Aaron.....2002-03
Fahey, Frank.....1918	Furmaniak, J.J.....2007	Green, Dick.....1963-74	Harden, Rich.....2003-08, 11
Fahey, Howard.....1912	Fyhrie, Mike.....2001-02	Green, Grant.....2013	Haren, Dan.....2005-07
Fain, Ferris.....1947-52	G	Green, Joe.....1924	Harikkaala, Tim.....2005
Fairbank, Jim.....1903-04	Galan, Augie.....1949	Gregerson, Luke.....2014	Harkey, Mike.....1995
Fairly, Ron.....1976	Gallagher, Sean.....2008-09	Gregg, Vean.....1918	Harper, Brian.....1987, 95
Falkenberg, Cy.....1917	Gallego, Mike.....1985-91, 95	Grevell, Bill.....1919	Harper, Jack.....1915
Fanovich, Frank.....1953	Galloway, Chick.....1919-27	Grieve, Ben.....1997-00	Harper, Tommy.....1975
Farmer, Ed.....1983	Ganley, Bob.....1909	Griffeth, Lee.....1946	Harrell, Slim.....1912
Fasano, Sal.....2000-01	Gant, Ron.....2001, 03	Griffin, A.J.....2012-13	Harrelson, Ken.....1963-67
Fazio, Ernie.....1966	Gantenbein, Joe.....1939-40	Griffin, Alfredo.....1985-87	Harrington, Bill...1953, 55-56
Fermin, Ramon.....1995	Garbark, Bob.....1944	Griffin, Ivy.....1919-21	Harris, Bob.....1942
Fernandez, Frank...1970-71	Garciaparra, Nomar.....2009	Griffin, Pug.....1917	Harris, Bubba...1948-49, 51
Ferrazzi, Bill.....1935	Gardner, Larry.....1918	Grilli, Guido.....1966	Harris, Lum.....1941-44, 46
Ferrick, Tom.....1941	Gardner, Rob.....1971, 73	Grim, Bob.....1958-59, 62	Harris, Reggie.....1990-91
Fetters, Mike.....1998	Garner, Phil.....1973-76	Grimes, Oscar.....1946	Harris, Spencer.....1930
Fetzer, Willy.....1906	Garrett, Adrian.....1971-72	Grimm, Charlie.....1916	Harrison, Tom.....1965
Figueroa, Ed.....1981	Garrison, Ford.....1944-46	Groh, Lew.....1919	Harrison, Slim.....1920-26
Figueroa, Pedro.....2012-13	Garrison, Webster.....1996	Groom, Buddy.....1996-99	Hartsel, Topsy.....1902-11
Fikac, Jeremy.....2003	Garver, Ned.....1957-60	Gross, Gabe.....2010	Harville, Chad.....1999, 01, 03-04
Files, Eddie.....1908	Gassaway, Charlie.....1945	Gross, Wayne...1976-83, 86	Hassey, Ron.....1988-90
Fillingim, Dana.....1915	Gates, Brent.....1993-96	Groth, Johnny.....1956-57	Hassler, Joe.....1928-29
Fingers, Rollie.....1968-76	Gaudin, Chad...2006-08, 10	Grove, Lefty.....1925-33	Hasson, Gene.....1937-38
Finigan, Jim.....1954-56	Gautreaux, Doc.....1925	Grover, Roy.....1916-17, 19	Hasty, Bob.....1919-24
Fink, Herman.....1935-37	Geahey, Bob.....1918-19	Grunwald, Al.....1959	Hatteberg, Scott.....2002-05
Finney, Lou.....1931, 33-39	Geier, Phil.....1901	Gzenda, Joe.....1964, 66	Haught, Gary.....1997
Florentino, Jeff.....2008	Geitle, Jim.....1964-65	Guerra, Mike.....1947-50	Hauser, Joe 1922-24, 26, 28
Fischer, Bill.....1961-63	Gentry, Craig.....2014-15	Guerrero, Mario.....1978-80	Hausmann, Clem.....1949
Flater, Jack.....1908	George, Alex.....1955	Guillen, Jose.....2003	Hawkins, Andy.....1991
Fletcher, Paul.....1996	George, Greek.....1945	Guintini, Ben.....1950	Hayden, Jack.....1901
Flick, Elmer.....1902	George, Steve.....1945	Gumpert, Randy....1936-38	Hayes, Frankie.....1933-34, 36-42, 44-45
Flick, Lew.....1943-44	German, Esteban.....2002-04	Guthrie, Mark.....2001	Haynes, Jimmy.....1997-99
Floh, Mort.....1934	Giambi, Jason...1995-01, 09	Guzman, Johnny....1991-92	Healy, Thomas.....1915-16
Flores, Jesse.....1943-47	Giambi, Jeremy.....2000-02	H	Heath, Mike.....1979-85
Flores, Jose.....2002	Gibson, Charlie.....1924	Haas, Bruno.....1915	Heaverlo, Dave. 1978-79, 81
Flores, Ron.....2005-07	Giebel, Joe.....1913	Haas, Moose.....1986-87	Heffner, Don.....1941
Flythe, Stu.....1936	Giel, Paul.....1961	Haas, Mule.....1928-32, 38	Hegan, Mike.....1971-73
Foiles, Hank.....1960	Giese, Dan.....2009	Hadley, Bump.....1941	Heimach, Fred.....1920-26
Fosse, Ray.....1973-75	Giggie, Bob.....1960, 62	Hadley, Kent.....1958-59	Heimuller, Gorman 1983-84
Foulke, Keith.....2003, 08	Ginsberg, Joe.....1956	Haeffner, Bill.....1915	
Fowler, Dick. 1941-42, 45-52	Ginter, Keith.....2005	Hahn, Jesse.....2015	

Heitmuller, Heinie ...	1909-10	Hoyt, Waite	1931	Jones, Gordon	1962	Klimkowski, Ron	1971
Held, Woodie	1957-58	Hubbard, Glenn	1988-89	Jones, Jeff	1980-84	Kline, Bob	1934
Helvand, Eric	1993-95	Huckleberry, Earl	1935	Jones, John	1923, 32	Klink, Joe	1990-91
Hemond, Scott	1989-94	Hudgens, Dave	1983-83	Jones, Marcus	2000	Klutts, Mickey	1979-82
Henderson, Dave	1988-93	Hudson, Tim	1999-04	Joost, Eddie	1947-54	Knerr, Lou	1945-46
Henderson, Rickey	1979-84, 89-95, 98	Hughes, Luke	2012	Jorgensen, Mike	1977	Knickerbocker, Austin ...	1947
Henderson, Steve	1985-87	Hulvey, Hank	1923	Jose, Felix	1988-90	Knickerbocker, Bill	1942
Hendrick, George ...	1971-72	Hunter, Billy	1957-58	Joseph, Rick	1964	Knight, John	1905-07
Henley, Weldon	1903-05	Hunter, Catfish	1965-74	Joyce, Bob	1939	Knott, Jack	1941-42, 46
Herbert, Ray	1955, 58-61	Husta, Carl	1925	Joyce, Dick	1965	Knowles, Darold	1971-74
Heredia, Gil	1998-01	Husting, Bert	1902	Jurak, Ed	1988	Knowlson, Tom	1915
Hermida, Jeremy	2010	Huston, Warren	1937	Justice, David	2002	Knowlton, Bill	1920
Hernandez, Fernando	2008					Koch, Billy	2002
Hernandez, Ramon	1999-03	I		K		Kolloway, Don	1953
Herrera, Jose	1995-96	Inge, Brandon	2012	Ka'aihue, Kila	2012	Komine, Shane	2006-07
Herriage, Troy	1956	Isringhausen, Jason	1999-01	Kaiser, Jeff	1985	Komminsk, Brad	1991
Hershberger, Mike	1965-69	Iwamura, Aki	2010	Kalahan, John	1903	Konopka, Bruce	1942-43, 46
Herzog, Whitey	1958-60			Kalfass, Bill	1937	Koonce, Graham	2003
Hesselbacher, George	1916	J		Karros, Eric	2004	Kopf, Larry	1914-15
Hessner, Ed	1940	Jablonski, Ray	1959-60	Karsay, Steve	1993-94, 97, 06	Kopp, Merlin	1918-19
Heving, Johnnie	1931-32	Jackson, Conor	2010-11	Kazmir, Scott	2014-15	Kotsay, Mark	2004-07
Hickman, Jesse	1965-66	Jackson, Joe	1908-09	Kearney, Bob	1981-83	Kottaras, George	2012
Hicks, Brandon	2012	Jackson, Reggie	1967-75, 87	Kearns, Teddy	1920	Kouzmanoff, Kevin	2010-11
Higgins, Pinky	1930, 33-36	Jacobs, Spook	1954-56	Keefe, Dave	1917, 19-21	Krause, Harry	1908-12
High, Charlie	1919-20	Jacobson, Baby Doll	1927	Keegan, Ed	1961	Krausse, Lew	1931-32
Hijus, Erik	2001-02	Jacoby, Brook	1991	Keen, Vic	1918	Krausse, Lew	1961, 64-69
Hill, Dave	1957	Jaha, John	1999-01	Keesey, Jim	1925, 30	Kravitz, Danny	1960
Hill, Donnie	1983-86	James, Justin	2010	Keisler, Randy	2006	Kreevich, Mike	1942
Hill, Jesse	1937	Jamieson, Charlie	1917-18	Kell, George	1943-46	Kretlow, Lou	1956
Hill, Red	1917	Jarvis, Kevin	1999	Kell, Skeeter	1952	Krueger, Bill	1983-87
Hillegas, Shawn	1992-93	Jaso, John	2013-14	Kellett, Al	1923	Kryhoski, Dick	1955
Hilley, Ed	1903	Javier, Stan	1986-90, 94-95	Kelley, Harry	1936-38	Kubiak, Ted	1967-69, 72-75
Hinck, A.J.	1998-00	Jenkins, Tom	1926	Kellner, Alex	1948-58	Kubinski, Tim	1997, 99
Hitchcock, Billy	1950-52	Jennings, Doug	1988-91	Kellner, Walt	1952-53	Kucab, Johnny	1950-52
Hoffman, Danny	1903-06	Jennings, Robin	2001	Kellogg, Al	1908	Kucks, Johnny	1959-60
Hogan, Willie	1911	Jensen, Willie	1914	Kelly, Bill	1920	Kuczynski, Bert	1943
Holborow, Wally	1948	Jimenez, D'Angelo	2006	Kelly, Ren	1923	Kull, John	1909
Holliday, Matt	2009	Jimenez, Manny	1962-64, 66	Kendall, Jason	2005-07	Kume, Mike	1955
Holmes, Chick	1918	Jimenez, Miguel	1993-94	Kenna, Ed	1902	Kunkel, Bill	1961-62
Holmes, Jim	1906	John, Tommy	1985	Kennedy, Adam	2009	Kutyna, Marty	1959-60
Holt, Jim	1974-76	Johns, Doug	1995-96	Kennedy, Joe	2005-07		
Holt, Red	1925	Johnson, Bill	1916-17	Keough, Joe	1968	L	
Holtz, Mike	2002	Johnson, Bob	1933-42	Keough, Matt	1977-83	Laabs, Chet	1947
Holtzman, Ken	1972-75	Johnson, Bob	1960, 69-70	Keriazakos, Gus	1955	Lacey, Bob	1977-80
Holzemer, Mark	1998	Johnson, Cliff	1981-82	Kern, Bill	1962	Lachemann, Marcel	1969-71
Honeycutt, Rick	1987-93, 95	Johnson, Dan	2005-08	Ketchum, Fred	1901	Lachemann, Rene	1965-66, 68
Hooks, Alex	1935	Johnson, Dane	1997	Ketchum, Gus	1922	Ladendorf, Tyler	2015
Hooper, Bob	1950-52	Johnson, Deron	1961-62, 73-74	Kiefer, Steve	1984-85	Lagger, Ed	1934
Hooten, Leon	1974	Johnson, Hank	1936	Kiely, Bobby	2004-07	Lajoie, Nap	1901-02, 15-16
Hope, Sam	1907	Johnson, Jim	2014	Kiely, Leo	1960	Lamar, Bill	1924-27
Hopkins, Don	1975-76	Johnson, Jim	1916-17, 19, 27-28	Kilby, Brad	2009-10	Lamp, Dennis	1987
Horlen, Joe	1972	Johnson, Jing		Kilkenny, Mike	1972-72	Landis, Bill	1963
Horsman, Vince	1992-94	Johnson, John Henry		Killeen, Evans	1959	Landis, Jim	1965
Horton, Willie	1978			King, Lee	1916	Langerhans, Ryan	2007
Hosley, Tim	1973-74, 76-78, 81	Johnson, Ken	1958-61	Kingery, Mike	1992	Langford, Rick	1977-86
Host, Gene	1957	Johnson, Mark	2003	Kingman, Brian	1979-82	Lanning, Red	1916
Houck, Byron	1912-14	Johnson, Paul	1920-21	Kingman, Dave	1984-86	Lansford, Carney	1983-92
House, Frank	1958-59	Johnson, Rankin	1941	Kinney, Dennis	1982	Lapp, Jack	1908-15
Houser, Ben	1910	Johnson, Roy	1918	Kinney, Walt	1919-20, 23	Larish, Jeff	2010
Hovley, Steve	1970-71	Johnson, Stan	1961	Kircher, Mike	1919	Larkin, Ed	1909
Howard, Steve	1990	Johnson, Walt	1917	Kirk, Bill	1961	Larsen, Don	1960-61
Howell, Jay	1985-87	Johnston, Doc	1922	Kirk, Tom	1947	LaRoche, Andy	2011
Howitt, Dann	1989-92	Johnstone, Jay	1973	Kish, Ernie	1945	LaRussa, Tony	1963, 68-71
Howser, Dick	1961-63	Johnstone, John	1997	Klein, Lou	1951	Lasorda, Tommy	1956
Hoyle, Tex	1952	Jones, Doug	1999-00	Klieman, Ed	1950	Lau, Charlie	1963-64
				Klimchok, Lou	1958-61	Lauder, Billy	1901

Athletics All-Time Roster, continued

Lauzerique, George 1967-69	M	McCahan, Bill 1946-49	Meyer, Dan 2007-08
Lavan, Doc 1913	Maas, Duke 1958	McCann, Emmett..... 1920-21	Meyer, Russ 1959
Lavelle, Gary 1987	Mabry, John 2002	McCarthy, Brandon . 2011-12	Meyer, Scott 1978
Law, Vance 1991	Macfarlane, Mike 1998-99	McCarty, David 2003	Michaels, Cass 1952-53
Lawrie, Brett 2015	Mack, Earle 1910-11, 14	McCatty, Steve 1977-85	Miles, Carl 1940
Lawry, Otis 1916-17	Mack, Shane 1998	McConnell, Sam 1915	Miles, Dee 1939-42
Laxton, Brett 1999	Mackenzie, Eric 1955	McCosky, Barney 1946-48,	Miller, Bing... 1922-26, 28-34
Leahy, Tom 1901	Mackenzie, Gordon 1961	50-51	Miller, Damian 2004
Lear, Fred 1915	Mackiewicz, Felix... 1941-43	McCovey, Willie 1976	Miller, Jai 2011
LeBourveau, Bevo 1929	Mackinson, John 1953	McCoy, Benny 1940-41	Miller, Jim 2012
Lehner, Paul 1950-51	Madjeski, Ed 1932-34	McCrabb, Les 1939-42, 50	Miller, Rudy 1929
Lehr, Justin 2004	Magadan, Dave 1997-98	McCue, Frank 1922	Milligan, Billy 1901
Leiper, Dave 1984, 86-87,	Maggert, Harl 1912	McDermott, Mickey 1957,	Mills, Bill 1944
94-95	Magnante, Mike 2000-02	61	Mills, Brad 2014-15
Leitner, Dummy 1901	Magnuson, Trystan 2011	McDevitt, Danny 1962	Milone, Tommy 2012-14
LeMaster, Johnnie 1987	Mahaffey, Roy 1930-35	McDonald, Hank 1931, 33	Mincher, Don 1970-72
Lennon, Patrick 1997	Mahay, Ron 1999-00	McDonald, Jason 1997-99	Miner, Ray 1921
Lennox, Ed 1906	Mahon, Al 1930	McElwee, Lee 1916	Minotto, Craig 1978-81
Leon, Arnold 2015	Mailho, Emil 1936	McGee, Willie 1990	Mitchell, Craig 1975-77
Leonard, Elmer 1911	Mains, Jim 1943	McGeehan, Conny 1903	Mitchell, Fred 1902
Leovich, John 1941	Majeski, Hank 1946-49,	McGhee, Bill 1944-45	Mitchell, Kevin 1998
Leshner, Brian 1996-98	51-52	McGhee, Ed 1953-54	Mitchell, Paul 1976-77
Lester, Jon 2014	Mallonee, Ben 1921	McGillen, John 1944	Mitterling, Ralph 1916
Lewis, Allan.. 1967-70, 72-73	Mallory, Sheldon 1977	McGowan, Beauty .. 1922-23	Mohler, Mike 1993-98
Lewis, Colby 2007	Malone, Lew 1915-16	McGwire, Mark 1986-97	Molina, Izzy 1996-98
Lewis, Darren 1990	Mangual, Angel 1971-76	McInnis, Stuffy 1909-17	Monahan, Rinty 1953
Lewis, Richie 1997	Manrique, Fred 1991	McIntyre, Matty 1901	Monday, Rick 1966-71
Lidle, Cory 2001-02	Manush, Frank 1908	McKay, Cody 2002	Monteagudo, Aurelio 1963-66
Lieber, Dutch 1935-36	Marchildon, Phil 1940-42,	McKay, Dave 1980-82	Montgomery, Steve. 1996-97
Liebhardt, Glenn 1930	45-49	McKeithan, Tim 1932-34	Montz, Luke 2013
Lillard, Bill 1939-40	Marcum, Johnny 1933-35	McKinney, Bob 1901	Mooneyham, Bill 1986
Lilly, Ted 2002-03	Maris, Roger 1958-59	McKinney, Rich. 1973-75, 77	Moore, Ferdie 1914
Limmer, Lou 1951, 54	Markland, Gene 1950	McLain, Denny 1972	Moore, Jimmy 1930-31
Lindblad, Paul 1965-71,	Marquez, Gonzalo .. 1972-73	McLaughlin, Bo 1981-82	Moore, Kelvin 1981-83
73-76	Marshall, Jay 2007, 09	McLaughlin, Pat 1940	Moore, Kerwin 1996
Lindblom, Josh 2014	Martin, Billy 1957	McLemore, Mark 2004	Moore, Mike 1989-92
Lindemann, Bob 1901	Martin, Cody 2015	McMahan, Jack 1956	Moore, Roy 1920-22
Lindstrom, Axel 1916	Martin, Doc 1908, 11-12	McManus, Jim 1960	Morales, Jose 1973
Lintz, Larry 1976-77	Martin, Morrie 1951-54	McMichael, Greg 1999	Moran, Herbie 1908
Lisenbee, Hod 1936	Martin, Pat 1919-20	McMillon, Billy... 2001, 03-04	Morey, Dave 1913
Littrell, Jack 1952, 54-55	Martinez, Hector 1962-63	McMullen, Ken 1976	Morgan, Cy 1909-12
Livingston, Paddy... 1909-11	Martinez, Marty 1972	McNair, Eric 1929-35, 42	Morgan, Joe 1959
Loaiza, Esteban 2006-07	Martinez, Ted 1975	McNamara, Bob 1939	Morgan, Joe 1984
Lochhead, Harry 1901	Martini, Wedo 1935	McNealy, Rusty 1983	Morgan, Mike 1978-79
Locker, Bob 1970-72	Martyn, Bob 1957-59	McNulty, Bill 1969, 72	Morgan, Tom 1957
Lockwood, Skip 1965	Mashore, Damon 1996-97	McPherson, John 1901	Morris, Doyt 1937
Lodigiani, Dario 1938-40	Masters, Walt 1939	McQuaig, Jerry 1934	Morrisette, Bill 1915-16
Long, Lep 1911	Matarazzo, Len 1952	McQuinn, George 1946	Morse, Bud 1929
Long, Terrence 2000-03	Mathes, Joe 1912	Mecir, Jim 2000-04	Mortensen, Clayton 2009-10
Loos, Pete 1901	Mathews, Nelson 1964-65	Medich, Doc 1977	Moscoco, Guillermo 2011
Lopes, Davey 1982-84	Mathews, T.J. 1997-01	Meehan, Bill 1915	Moses, Wally 1935-41,
Lopez, Hector 1955-59	Matos, Francisco 1994	Meeker, Roy 1923-24	49-51
Lord, Bris 1905-07, 10-12	Matsui, Hideki 2011	Melhuse, Adam 2003-07	Moss, Brandon 2012-14
Lorraine, Andrew 1997	Matthews, Wid 1923	Melillo, Kevin 2007	Moss, Charlie 1934-36
Lovrich, Pete 1963	Mattox, Cloy 1929	Mellana, Joe 1927	Mossi, Don 1965
Lovullo, Torey 1996	Matuzak, Harry 1934, 36	Meloan, John 2009	Mujica, Edward 2015
Lowrie, Jed 2013-14	Mauro, Carmen 1953	Melton, Dave 1956, 58	Mulder, Mark 2000-04
Lowry, Sam 1942-43	Maxvill, Dal 1972-75	Menechino, Frank... 1999-04	Mullin, Jim 1904
Luby, Hal 1936	Maxwell, Bert 1908	Mercado, Orlando 1988	Munch, Jake 1918
Ludwick, Eric 1997	Mayne, Brent 1997	Mercedes, Henry 1992-93	Muncoy, Max 2015
Lugo, Ruddy 2007	Mayo, Eddie 1943	Metro, Charlie 1944-45	Munoz, Pedro 1996
Lumpe, Jerry 1959-63	Mazzaro, Vin 2009-10	Metzler, Alex 1926	Munson, Eric 2009
Lydy, Scott 1993	McAvoy, Wickey... 1913-15,	Meyer, Billy 1916-17	Mura, Steve 1985
Lysander, Rick 1980	17-19	Meyer, Bob 1964	Murphy, Danny 1902-13
		Meyer, Dan 1982-85	

Murphy, Donnie	2007-08	Orwoll, Ossie	1928-29	Pickering, Ollie.....	1903-04	Reninger, Jim.....	1938-39
Murphy, Dwayne.....	1978-87	Osinski, Dan	1962	Pierce, Tony.....	1967-68	Renko, Steve	1978
Murphy, Eddie	1912-15	Osteen, Darrell	1970	Pierson, William.....	1918-19, 24	Renna, Bill	1954-56
Murphy, Mike	1916	Oster, Bill	1954	Pignatano, Joe.....	1961	Repoz, Roger	1966-67
Murphy, Morgan.....	1901	Otero, Dan	2013-15	Pilarcik, Al	1956, 61	Resop, Chris	2013
Murray, Joe	1970	Otto, Dave	1987-90	Pillion, Squiz	1915	Rettig, Otto	1922
Murray, Larry	1957-99	Outman, Josh	2008-09, 11	Pina, Horacio	1973	Revenig, Todd	1992
Murray, Ray	1951-53	Owchinko, Bob	1981-82	Pinnance, Ed	1903	Revering, Dave.....	1978-81
Murton, Matt	2008	Owens, Jack	1935	Pippen, Cotton	1939	Reyes, Carlos	1994-97
Myatt, Glenn	1920-21	Ozmer, Doc	1923	Pisoni, Jim	1956-57	Reynolds, Tommie ..	1963-65,
Myers, Elmer	1915-18			Pitts, Gaylen	1974-75		69
Myers, Greg.....	2001-02	P		Pizarro, Juan	1969	Rhodes, Arthur.....	2004
Myers, Joseph	1905	Page, Mitchell	1977-83	Plank, Eddie	1901-14	Rhodes, Gordon	1936
N		Page, Sam	1939	Plantier, Phil.....	1996	Richards, Paul.....	1935
Nabors, Jack.....	1915-17	Pagliaroni, Jim	1968-69	Plarski, Don	1955	Richardson, Jack	1915-16
Nagel, Bill	1939	Paige, Satchel	1965	Pless, Rance	1956	Richardson, Ken	1942
Naktenis, Pete	1936	Palmer, Eddie	1917	Plunk, Eric	1986-89	Richmond, Don.....	1941, 46-47
Nash, Jim	1966-69	Palmisano, Joe	1931	Polonia, Luis	1987-89	Ricoinda, Harry	1923-24
Naylor, ROLLIE ...	1917, 19-24	Panther, Jim	1971	Pomeranz, Drew.....	2014-15	Rigby, Brad	1997, 99
Neel, Troy	1992-94	Paquette, Craig.....	1993-95	Poole, Jim	1925-27	Righetti, Dave	1994
Neill, Mike	1998	Parisse, Tony	1943-44	Poole, Ray	1941, 47	Rijo, Jose	1985-87
Nelson, Gene.....	1987-92	Parker, Ace	1937-38	Porter, Bo.....	2000	Riles, Ernest	1991
Nelson, Lynn.....	1937-39	Parker, Dave	1988-89	Porter, Odie	1902	Rincon, Ricardo	2002-05
Nelson, Rob	1986-87	Parker, Jarrod	2012-13	Portocarrero, Arnie ..	1954-57	Rinker, Bob	1950
Neshek, Pat	2012-13	Parmelee, Roy	1939	Posada, Leo	1960-62	Ripple, Jimmy	1943
Nettles, Jim	1981	Parnham, Rubie	1916-17	Potter, Nels.....	1938-41, 48	Rivera, Jim	1961
Neu, Mike	2003	Parrett, Jeff	1992	Powell, Landon	2009-11	Roberts, Bip	1998
Newman, Jeff.....	1976-82	Parrino, Andy	2013-15	Power, Vic	1954-58	Roberts, Ray.....	1919
Newsom, Bobo	1944-46,	Parsons, Bill.....	1974	Powers, Doc	1901-09	Robertson, Connor ..	2007
	52-53	Pate, Joe	1926-27	Powers, Ike	1927-28	Robertson, Jim	1954-55
Newsome, Skeeter ..	1935-39	Patterson, Daryl.....	1971	Prescott, Bobby	1961	Robertson, Sherry	1952
Nicholls, Simon.....	1906-09	Patterson, Eric.....	2008-10	Pridie, Jason	2015	Robinson, Bruce	1978
Nicholson, Bill.....	1936	Patterson, Mike.....	1981	Prieto, Ariel	1995-98, 00	Robinson, Eddie	1953, 56
Niemiec, Al	1936	Patton, Bill	1935	Pruett, Jim	1944-45	Robinson, Floyd.....	1968
Noboa, Junior	1994	Payton, Jay	2005-06	Puccinelli, George ..	1936	Rocheport, Ben	1914
Nolin, Sean	2015	Peck, Hal	1944-46	Punto, Nick	2014	Rodriguez, Fernando ..	
Noonan, Pete.....	1904	Peerson, Jack	1935-36	Purcey, David	2011		2014-15
Norberto, Jordan.....	2011-12	Peffer, Monte	1913	Putnam, Danny	2007	Rodriguez, Henry... ..	2009-10
Noren, Irv	1957	Pena, Carlos	2002			Rodriguez, Rick	1986-87
Norman, Fred	1962-63	Pena, Orlando	1962-65	Q		Rodriguez, Roberto ..	1967,
Norris, Derek	2012-14	Pena, Roberto	1970	Quinn, Jack.....	1925-30		70
Norris, Mike	1975-83, 90	Pennington, Cliff	2008-12	Quinn, Tad	1902-03	Roettger, Oscar	1932
North, Billy	1973-78	Pennock, Herb.....	1912-15	Quinones, Luis.....	1983	Rogers, Kenny	1998-99
Nossek, Joe.....	1966-67, 69	Pepper, Bob	1915	Quirk, Jamie	1989-92	Rogers, Tom	1919
Noyes, Win	1917, 19	Perez, Antonio	2006			Roland, Jim	1969-72
Nunez, Edwin	1993-94	Perez, Marty	1977-78	R		Romberger, Dutch	1954
Nuxhall, Joe.....	1961	Perkins, Charlie	1930	Raczka, Mike	1992	Rommel, Eddie	1920-32
O		Perkins, Cy	1915, 17-30	Raether, Hal.....	1954, 57	Roney, Matt	2006
O'Brien, Charlie	1985	Perry, Jim	1975	Raines, Tim	1999	Roof, Phil	1966-69
O'Donoghue, John ..	1963-65	Perry, Scott	1918-21	Rainey, Chuck	1984	Rosales, Adam	2010-13
O'Flaherty, Eric.....	2014-15	Peters, Rick	1983, 86	Rakow, Ed	1961-63	Rosar, Buddy	1945-49
O'Neill, Harry	1922-23	Peters, Rusty	1936-38	Ramirez, Edwar	2010	Rosario, Santiago	1965
O'Neill, Harry	1939	Peterson, Jim	1931, 33	Ramirez, Erasmo	2007	Rose, Mike	2004
Odum, Blue Moon... ..	1964-75	Peterson, Shane.....	2013	Ramirez, Milt	1979	Rosenthal, Larry	1944-45
Ogden, Curly	1922-24	Petit, Gregorio	2008-09	Randolph, Willie.....	1990	Ross, Buck	1936-41
Oglesby, Jim	1936	Pfister, Dan	1961-64	Raschi, Vic.....	1955	Ross, Cody	2015
Okajima, Hideki	2013	Phegley, Josh	2015	Rath, Morrie	1909-10	Ross, Tyson	2010-12
Oldring, Rubie	1906-16, 18	Phelps, Ken	1989-90	Ratliff, Jon	2000	Roth, Braggo	1919
Olivares, Omar	1999-00	Philly, Dave	1951-53	Ray, Carl	1915-16	Rothrock, Jack	1937
Ontiveros, Steve.....	1985-88,	Phillips, Tony.....	1982-89, 99	Ready, Randy	1992	Rouse, Mike	2006
	94-95	Phoenix, Steve	1994-95	Reames, Britt	2005	Rowe, Harland.....	1916
Oquist, Mike.....	1997-99	Piatt, Adam	2000-03	Recker, Anthony	2011-12	Rowland, Chuck	1923
Orr, Billy	1913-14	Piatt, Wiley	1901	Reddick, Josh.....	2012-15	Roy, Emil	1933
Ortiz, Jose	2000-01	Piazza, Mike	2007	Redman, Mark	2004	Rozeck, Dick	1953-54
Ortiz, Roberto	1950	Picciole, Rob.....	1977-82, 85	Reed, Howie	1958-60	Rubeling, Al	1940-41
		Picinich, Val	1916-17	Reineke, Chad	2009	Rudi, Joe	1967-76, 82
		Pick, Charlie	1916	Reiss, Al	1932	Rullo, Joe.....	1943-44

Athletics All-Time Roster, continued

Russell, Jeff.....1992	Shaw, Bob.....1961	Sprague, Ed.....1998	Tenace, Gene.....1969-76
Russell, Lefty.....1910-12	Shaw, Don.....1972	Springer, Russ.....2009	Terry, Ralph.....1957-59, 66
Rutner, Mickey.....1947	Shawkey, Bob.....1913-15	Stafford, Bill.....1966-67	Terwilliger, Wayne...1959-60
Ryan, Rob.....2001	Shea, Red.....1918	Staggs, Steve.....1978	Tettleton, Mickey.....1984-87
S	Shean, Dave.....1906	Stahl, Larry.....1964-66	Thies, Dave.....1963
Saarloos, Kirk...2004-06, 08	Sheehan, Tom.....1915-16	Stainback, Tuck.....1946	Thomas, Bud.....1937-39
Saenz, Olmedo.....1999-02	Sheets, Ben.....2010	Stairs, Matt.....1996-00	Thomas, Charles.....2005
Saffell, Tom.....1955	Sheldon, Rollie.....1965-66	Staley, Gerry.....1961	Thomas, Frank.....2006, 08
Sain, Johnny.....1955	Sheldon, Scott.....1997	Staller, George.....1943	Thomas, Fred.....1919-20
Sakata, Lenn.....1986	Sherling, Ed.....1924	Stanley, Fred.....1981-82	Thomas, Ira.....1909-15
Salmon, Roger.....1912	Sherman, Joe.....1915	Stanley, Mike.....2000	Thomas, Kite.....1952-53
Salve, Gus.....1908	Shirley, Tex.....1941-42	Steelman, Farmer...1901-02	Thomasson, Gary.....1978
Samarzija, Jeff.....2014	Shoemaker, Charlie.....	Stein, Blake.....1998-99	Thompson, Harry.....1919
Samcoff, Ed.....1951	1961-62, 64	Stein, Irv.....1932	Thompson, Kevin.....2007
Sanchez, Alejandro.....1987	Shores, Bill.....1928-31	Steinbach, Terry.....1986-96	Thompson, Rich.....2012
Sanders, John.....1965	Show, Eric.....1991	Stellbauer, Bill.....1916	Thompson, Shag...1914-16
Sanders, Ken...1964, 66, 68	Siebern, Norm.....1960-63	Stephens, Gene.....1961-62	Thompson, Tim.....1956-57
Sanderson, Scott.....1990	Siebert, Dick.....1938-45	Stewart, Bill.....1955	Thresher, Buck.....1916-17
Sands, Charlie.....1975	Siebert, Sonny.....1975	Stewart, Dave...1986-92, 95	Throneberry, Marv..1960-61
Sandt, Tommy.....1975-76	Sierra, Ruben.....1992-95	Stewart, Shannon.....2007	Tillman, Rusty.....1986
Sanford, Jack.....1967	Sigafoos, Frank.....1926	Stock, Wes.....1964-67	Tipton, Eric.....1939-41
Sanguillen, Manny.....1977	Sima, Al.....1954	Stokes, Art.....1925	Tipton, Joe.....1950-52
Santangelo, F.P.....2001	Simmons, Al.....1924-32,	Stone, Ron.....1966	Tobin, Pat.....1941
Santiago, Jose.....1956	40-41, 44	Stottlemyre, Todd.....1995	Todd, Jim.....1975-76, 79
Santiago, Jose.....1963-65	Simpson, Harry.....1955-59	Straily, Dan.....2012-14	Todt, Phil.....1931
Sauerbeck, Scott.....2006	Sinatro, Matt.....1987-88	Strand, Paul.....1924	Tolleson, Steve.....2010
Saunders, Rusty.....1927	Singleton, Chris.....2003	Street, Huston.....2005-08	Tomanek, Dick.....1958-59
Sauveur, Rich.....2000	Sizemore, Scott...2011, 13	Strunk, Amos.....1908-17,	Tomberlin, Andy.....1995
Savage, Bob....1942, 46-48	Skaiff, Frank.....1943	19-20, 24	Tomko, Brett.....2009
Savery, Joe.....2014	Skizas, Lou.....1956-57	Sturdivant, Tom..1959, 63-64	Tompkins, Ron.....1965
Sax, Steve.....1994	Slaphey, John.....1920	Sturgis, Dean.....1914	Toppin, Rupe.....1962
Schaefer, Jeff.....1994	Slaughter, Enos...1955-56	Styles, Lena.....1919-21	Torrealba, Pablo.....1977
Schang, Wally...1913-17, 30	Sleater, Lou.....1955	Suarez, Ken.....1966-67	Torrez, Mike.....1976-77, 84
Schauer, Rube.....1917	Slusarski, Joe.....1991-93	Suder, Pete...1941-43, 46-55	Tovar, Cesar.....1975-76
Scheer, Heinie.....1922-23	Small, Aaron.....1996-98	Sullivan, Haywood..1961-63	Trice, Bob.....1953-55
Scheib, Carl.1943-45, 47-54	Small, Jim.....1958	Sullivan, Jim.....1921-22	Trillo, Manny.....1973-74
Schelle, Jim.....1939	Smith, Chad.....2015	Summa, Homer.....1929-30	Trowbridge, Bob.....1960
Schillings, Red.....1922	Smith, Dave.....1938-39	Summers, Champ.....1974	Trucks, Virgil.....1957-58
Schiltzer, Biff.....1908-09	Smith, Eddie.....1936-39	Sutton, Don.....1985	Tsitouris, John.....1958-60
Schreckengost, Ossee.....	Smith, Greg.....2008	Sutton, Larry.....2002	Turbeville, George..1935-37
1902-08	Smith, Hal.....1956-59	Suzuki, Kurt.....2007-12, 13	Turner, Terry.....1919
Schumann, Hack.....1906	Smith, Harry.....1901	Sweum, Dale.....1993	Turner, Tink.....1915
Schwartz, Randy...1965-66	Smith, Mark.....1983	Sweeney, Buck.....1914	Tuttle, Bill.....1958-61
Schypinski, Jerry.....1955	Smith, Mayo.....1945	Sweeney, Mike.....2008	Tyack, Jim.....1943
Scott, Dick.....1989	Smith, Red.....1925	Sweeney, Ryan.....2008-11	Tyrone, Jim.....1977
Scott, Rodney.....1977	Smith, Seth.....2012-13	Swift, Bob.....1942-43	
Scribner, Evan.....2012-15	Smith, Syd.....1908	Swisher, Nick.....2004-07	
Scutaro, Marco.....2004-07	Smithberg, Roger...1993-94		
Segui, Diego.....1962-68,	Smolinski, Jake.....2015	T	
70-72	Snelling, Chris.....2007	Tabb, Jerry.....1977-78	
Seibold, Socks..1915-17, 19	Snyder, Bernie.....1935	Taff, John.....1913	
Seitzer, Kevin.....1993	Snyder, Brian.....1989	Talbot, Fred...1965-66, 69-70	
Semien, Marcus.....2015	Snyder, Russ.....1959-60	Talton, Tim.....1966-67	
Service, Scott.....2000	Sogard, Eric.....2010-15	Tam, Jeff.....2000-02	
Sexton, Jimmy.....1981-82	Sorensen, Lary.....1984	Tartabull, Danny.....1995	
Seybold, Socks.....1901-08	Sosa, Elias.....1978	Tartabull, Jose.....1962-66,	
Shamsky, Art.....1972	Soto, Geovany.....2014	69-70	
Shanner, Bill.....1920	Souza, Mark.....1980	Taylor, Arlas.....1921	
Shannon, Red.....1917-21	Sparks, Steve.....2003	Taylor, Billy.....1994, 96-99	
Shantz, Billy.....1954-55	Speaker, Tris.....1928	Taylor, Harry.....1957	
Shantz, Bobby.....1949-56	Spencer, Jim.....1981-82	Taylor, Joe.....1954	
Sharman, Ralph.....1917	Sperry, Stan.....1938	Taylor, Michael.....2011-13	
Shaughnessy, Shag.....1908	Spicer, Bob.....1955-56	Tejada, Miguel.....1997-03	
Shaver, Jeff.....1988	Spiezio, Scott.....1996-99	Telgheder, Dave.....1996-98	
	Sprague, Ed.....1968-69	Telmann, Tom.....1985	

Velarde, Randy.....1999-00, 02
 Venafo, Mike.....2002
 Venditte, Pat.....2015
 Vickers, Rube.....1907-09
 Virgil, Ozzie.....1961
 Vizzaino, Luis.....1999-01
 Vogt, Stephen.....2013-15
 Voigt, Jack.....1998
 Von Ohlen, Dave....1986-87
 Vosberg, Ed.....1994
 Voss, Bill.....1972

W

Waddell, Rube.....1902-07
 Wagner, Hal.....1937-44
 Wagner, Mark.....1984
 Wagner, Neil.....2011
 Wahl, Kermit.....1950-51
 Walberg, Rube.....1923-33
 Walker, Frank.....1920-21
 Walker, Jerry.....1961-62
 Walker, Johnny.....1919-21
 Walker, Tilly.....1918-23
 Walker, Todd.....2007
 Walker, Tom.....1902
 Wallaesa, Jack..1940, 42, 46
 Walling, Denny.....1975-76
 Wallis, Joe.....1978-79
 Walsh, Jimmy.....1912-16
 Walton, Bruce.....1991-92
 Wambsganss, Bill.....1926
 Ward, Preston.....1958-59
 Warren, Mike.....1983-85
 Warstler, Rabbit.....1934-36
 Wasdin, John.....1995-96
 Washington, Claudell.....
 1974-76
 Washington, Herb...1974-75
 Waslewski, Gary.....1972
 Watlington, Neal.....1953

Watson, Matt.....2005, 10
 Watson, Mule.....1918-19
 Weaver, Harry.....1915-16
 Webb, Skeeter.....1948
 Webster, Ray.....1967-69, 71
 Weeks, Jemile.....2011-13
 Weiss, Walt.....1987-92
 Welaj, Johnny.....1943
 Welch, Bob.....1988-94
 Welch, Frank.....1919-26
 Wellman, Bob.....1948, 50
 Wells, Casper.....2013
 Wengert, Don.....1995-97
 Werber, Billy.....1937-38
 Wetzel, Buzz.....1927
 Wheat, Lee.....1954-55
 Wheat, Zack.....1927
 Wheaton, Woody....1943-44
 White, Don.....1948-49
 White, Jo-Jo.....1943-44
 Whittaker, Walt.....1916
 Wickersham, Dave..1960-63
 Wilhelm, Spider.....1953
 Wilkins, Bobby.....1944-45
 Willard, Jerry.....1986-87
 Williams, Al.....1937-38
 Williams, Billy.....1975-76
 Williams, Dib.....1930-35
 Williams, Dick.....1959-60
 Williams, Don.....1962
 Williams, Earl.....1977
 Williams, George.....1964
 Williams, George....1995-97
 Williams, Mark.....1977
 Williams, Marsh.....1916
 Willingham, Josh.....2011
 Willis, Dale.....1963
 Willis, Lefty.....1925-27
 Wilshere, Whitey....1934-36

Wilson, Bill.....1954-55
 Wilson, Highball.....1902
 Wilson, Jack.....1934
 Wilson, Jim.....1949
 Wilson, Tom.....2001
 Wilson, Willie.....1991-92
 Wiltse, Snake.....1901-02
 Windhorn, Gordie.....1962
 Windsor, Jason.....2006
 Wingo, Al.....1919
 Wingo, Ed.....1920
 Winston, Hank.....1933
 Wirth, Alan.....1978-80
 Witasick, Jay 1996-98; 05-07
 Witmeyer, Ron.....1991
 Witt, Bobby.....1992-94
 Witt, Whitey. 1916-17, 19-21
 Wojciechowski, Steve.....
 1995-97
 Wojcik, John.....1962-64
 Wolf, Lefty.....1921
 Wolf, Ross.....2010
 Wolfe, Chuck.....1923
 Wolff, Roger.....1941-43
 Womack, Dooley.....1970
 Wood, Doc.....1923
 Wood, Jason.....1998
 Wood, Mike.....2003
 Woodard, Darrell.....1978
 Woods, Gary.....1976
 Worden, Fred.....1914
 Worrell, Tim.....1998-99
 Wortham, Rich.....1983
 Wright, Ed.....1952
 Wright, Taffy.....1949
 Wuertz, Michael.....2009-11
 Wyatt, John.....1961-66, 69
 Wyckoff, Weldon.....1913-16
 Wyse, Hank.....1950-51

Y

Yabu, Keiichi.....2005
 Yankowski, George.....1942
 Yarrison, Rube.....1922
 Yerkes, Carroll.....1927-29
 York, Lefty.....1919
 York, Rudy.....1948
 Yoter, Elmer.....1921
 Young, Chris.....2013
 Young, Curt.....1983-91, 93
 Young, Ernie.....1994-97
 Young, Matt.....1989
 Young, Ralph.....1922
 Yount, Eddie.....1937

Z

Zachary, Tom.....1918
 Zapostas, Joe.....1933
 Zernial, Gus.....1951-57
 Ziegler, Brad.....2008-11
 Zinn, Jimmy.....1919
 Zito, Barry.....2000-06, 15
 Zobrist, Ben.....2015
 Zoldak, Sam.....1951-52

RECENT PLAYER OF THE WEEK AWARD WINNERS

Josh Reddick, May 3, 2015*

**Sonny Gray and Josh Reddick,
 September 28, 2014***

Jon Lester, September 14, 2014

Brandon Moss, May 18, 2014

Brandon Moss, September 1, 2013

Josh Donaldson, April 28, 2013

Josh Reddick, September 3, 2012

Yoenis Céspedes, July 16, 2012

Brandon Moss, June 18, 2012

Hideki Matsui, July 25, 2011

Gio Gonzalez, July 4, 2011*

Trevor Cahill, August 9, 2010

Dallas Braden, May 10, 2010

Mark Ellis, August 10, 2009

Jack Cust, May 5, 2008

Jack Cust and Dan Johnson, May
 14, 2007

Frank Thomas, September 11, 2006

Mark Kotsay, July 17, 2006

Eric Chavez, May 30, 2005

Eric Byrnes, August 2, 2004

Erubiel Durazo and Scott Hatteberg,
 June 14, 2004*

Miguel Tejada, August 25, 2003*

Mark Mulder, August 4, 2003

Barry Zito, May 5, 2003*

Scott Hatteberg, April 14, 2003

Tim Hudson, Sept. 9, 2002*

Eric Chavez, August 19, 2002

David Justice, April 1, 2002

Mark Mulder, August 6, 2001

Jason Giambi, September 18, 2000*

Barry Zito, September 11, 2000*

Miguel Tejada, August 8, 1999*

Matt Stairs, July 21, 1997

Geronimo Berroa, August 18, 1996

Scott Brosius, July 21, 1996

Jason Giambi, May 12, 1996

Scott Brosius, April 28, 1996

Mark McGwire, June 11, 1995

Geronimo Berroa, May 14, 1995

Bobby Witt, July 3, 1994

Mark McGwire, May 9, 1993

Carney Lansford, July 19, 1992

Jose Canseco, April 19, 1992

Mark McGwire, April 12, 1992

Rickey Henderson, Sept. 29, 1991*

Jose Canseco, September 15, 1991

Harold Baines, June 9, 1991

Dave Henderson, April 21, 1991

Rickey Henderson, July 8, 1990

Dave Stewart, July 1, 1990

Jose Canseco, May 27, 1990

Rickey Henderson, May 6, 1990

Jose Canseco, September 3, 1989

Bob Welch, August 27, 1989

Mike Moore, June 11, 1989

Mark McGwire, April 9, 1989

Carney Lansford, August 31, 1987*

Jose Canseco, July 6, 1987

Mark McGwire, June 29, 1987

Tony Phillips, May 18, 1986

*indicates co-Player of the Week

OAKLAND A'S COACHES

Adair, Jerry.....1972-74	Hale, Chip.....2012-14	McNamara, John.....1968-69	Saul, Jim.....1979
Aldrete, Mike.....2015	Hofman, Bob 1969-70, 74-78	Metro, Charlie.....1982	Schaefer, Bob.....2007
Alejo, Bob.....1996-97	Hoscheit, Vern.....1969-74	Mitterwald, George..1979-82	Schoendienst, Red..1977-78
Bosley, Thad.....1999-03	Hudgens, Dave..1999, 03-05	Moore, Jackie.....1981-84	Schueler, Ron.....1983-84
Boyer, Clete.....1980-85	Jackson, Reggie.....1991	Monchak, Al.....1976	Skaalen, Jim.....2009-10
Burleson, Rick.....1991	Jensen, Marcus.....2015	Newman, Jeff.....1986	Skinner, Joel.....2011
Bush, Darren.....2013-15	Jones, Gary.....1998	Noren, Irv.....1971-74	Speier, Chris.....2004
Cluck, Bob.....1996-97	Kusnyer, Art.....1989-95	Nottle, Ed.....1983	Stange, Lee.....1977-79
Davis, Chili.....2012-14	Lachemann, Rene..1987-92,	Paul, Mike.....1987-88	Steverson, Todd.....2009-10
DeFrancisco, Tony.....2008	05-07	Perry, Gerald.....2006, 11	Stock, Wes...1973-76, 84-86
Didier, Bob.....1984-86	Lansford, Carney....1994-95	Peterson, Rick.....1998-03	Van Burklee, Ty.....2007-08
DiMaggio, Joe.....1968-69	Lau, Charlie.....1970	Plaza, Ron.....1986	Wakamatsu, Don.....2008
Dyer, Duffy.....1996-98	Lefebvre, Jim1987-88, 94-95	Posedel, Bill.....1968-72	Waller, Tye.....2007-15
Duncan, Dave.....1986-95	Lollar, Sherm.....1968-69	Prieto, Ariel.....2012-14	Walling, Denny.....1996-98
Emerson, Scott.....2015	Lonnott, Joe.....1976	Quade, Mike.....2000-02	Walls, Lee.....1979-82
Ermer, Cal.....1977	Lumpe, Jerry.....1971	Rader, Doug.....1992	Washington, Ron...1996-06;
Fischer, Brad.....1996-07	Luzinski, Greg.....1993	Rettenmund, Merv...1989-90	15
Fowler, Art.....1980-82	Macha, Ken.....1999-02	Reynolds, Tommie...1989-95	Watson, Bob.....1986-88
Francona, Terry.....2003	Maxvill, Dal.....1975	Rodriguez, Rick.....2011-12	Williams, Billy.....1983-85
Gallego, Mike.....2009-15	McKay, Dave.....1984-95	Romanick, Ron.....2008-11	Winkles, Bobby.....1974-75
Geren, Bob.....2003-06	McKeon, Jack.....1978	Rudi, Joe.....1986-87	Young, Curt...2004-10; 12-15

MOST RECENT TRADES WITH EACH TEAM

Arizona	Acquired P Eury De La Rosa for cash, December 18, 2014
Atlanta	Acquired P Cody Martin for international bonus slot 53, July 2, 2015
Baltimore	Acquired P Jim Johnson for IF Jemile Weeks and a PTBNL (minor league C David Freitas on December 12), December 2, 2013.
Boston	Acquired cash or a PTBNL for P Ryan Cook, July 31, 2015
Chicago-AL	Acquired P J.B. Wendelken and minor league P Zack Erwin for IF Brett Lawrie, December 9, 2015
Chicago-NL	Acquired P Jeff Samardzija and P Jason Hammel for P Dan Straily, minor league IF Addison Russell, minor league OF Billy McKinney and a PTBNL or cash, July 5, 2014
Cincinnati	Acquired IF Adam Rosales and OF Willy Taveras for IF Aaron Miles and a player to be named later, February 2, 2010.
Cleveland	Acquired minor league IF Joey Wendle for 1B/OF Brandon Moss, December 8, 2014
Colorado	Acquired IF/OF Mark Canha from Colorado for minor league IF Austin House and cash, December 11, 2014.
Detroit	Acquired IF Scott Sizemore for P David Purcey, May 27, 2011.
Florida	Acquired P Mark Redman for P Mike Neu and minor league P Bill Murphy on December 16, 2003
Houston	Acquired IF Jed Lowrie for minor league P Brendan McCurry, November 25, 2015
Kansas City	Acquired P Aaron Brooks and minor league P Sean Manaea for IF Ben Zobrist and cash, July 28, 2015
Los Angeles-AL	Acquired cash for P Chad Smith, May 8, 2015
Los Angeles-NL	Acquired P Daniel Coulombe for cash, September 10, 2015
Milwaukee	Acquired C George Kottaras for P Fautino De Los Santos, July 29, 2012.
Minnesota	Acquired OF Sam Fuld for P Tommy Milone, July 31, 2014
New York-AL	Acquired cash for Jeff Francis and cash considerations, July 11, 2014
New York-NL	Acquired a PTBNL (minor league P Dawrin Frias, August 7, 2015) for P Eric O'Flaherty and cash, August 4, 2015
Philadelphia	Acquired IF Adrian Cardenas, P Josh Outman and OF Matt Spencer for P Joe Blanton, July 17, 2008
Pittsburgh	Acquired IF Ike Davis and international bonus slot 86 for international bonus slot 27, November 23, 2014
St. Louis	Acquired P Clayton Mortensen and minor league IF Brett Wallace and OF Shane Patterson for OF Matt Holliday, July 24, 2009.
San Diego	Acquired P Marc Rzepczynski and 1B Yonder Alonso for P Drew Pomeranz, P Jose Torres and a player to be named later (OF Jabari Blash on Dec. 10, 2015), December 2, 2015
San Francisco	Acquired OF Ernest Riles for OF Darren Lewis and minor league P Pedro Pena on December 4, 1990.
Seattle	Acquired minor league P Trey Cochran-Gill for P Evan Scribner, December 8, 2015
Tampa Bay	Acquired IFs Ben Zobrist and Yunel Escobar for C John Jaso, minor league IF Daniel Robertson, minor league OF Boog Powell and cash, January 10, 2014
Texas	Acquired C Geovany Soto for cash, August 24, 2014
Toronto	Acquired cash for P Arnold Leon, January 5, 2016
Washington	Acquired P Tyler Clippard for Yunel Escobar, January 14, 2014



OPPONENTS



2015 American League Cy Young Award winner
Dallas Keuchel

BALTIMORE ORIOLES



American League East
 Oriole Park at Camden Yards
 333 W. Camden Street
 Baltimore, MD 21201

Switchboard: (410) 547-6100

Press Box: (410) 547-6257

Media Relations: (410) 547-6150

Media Relations FAX: (410) 547-6272

Chairman of the Board/Chief Executive OfficerPeter Angelos
 Executive Vice PresidentJohn Angelos
 Executive Vice President, Baseball OperationsDan Duquette
 ManagerBuck Showalter
 1340-1242 (17 seasons)
 458-409 (6 seasons with Baltimore)

Director, Public RelationsKristen Hudak (410) 547-6159
 Manager, Public RelationsJim Misudek (410) 547-6106
 Director, Team TravelKevin Buck (410) 547-6075
 StadiumOriole Park at Camden Yards
 Capacity / Opened45,971 / 1992

SERIES FACTS

Longest A's Winning Streak: 9, May 5, 2008-August 10, 2009
 Longest Orioles Winning Streak: 13, August 14, 1977-April 27, 1979
 Last A's Series Sweep at Oakland (3 games): May 27-29, 2011
 Last A's Series Sweep at Oakland (4 games): August 23-26, 2004
 Last A's Series Sweep at Baltimore (3 games): August 16-18, 2004
 Last A's Series Sweep at Baltimore (4 games): August 26-29, 2005
 Last Orioles Series Sweep at Oakland (3 games): August 15-17, 2005
 Last Orioles Series Sweep at Oakland (4 games): May 22-25, 1987
 Last Orioles Series Sweep at Baltimore (3 games): June 6-8, 2011
 Last Orioles Series Sweep at Baltimore (4 games): August 14-17, 2015
 Most Runs in a Game by Oakland: 15, August 30, 2001 (15-0)
 Most Runs in a Game by Baltimore: 18 (twice), last: August 16, 2015 (18-2)
 Widest Margin of Victory by Oakland: 15, August 30, 2001 (15-0)
 Widest Margin of Victory by Baltimore: 16, August 16, 2015 (18-2)

SERIES BREAKDOWN

	W	L	PCT.
PHI vs. Brewers (1901)	14	6	.700
PHI vs. Browns (1902-53)	606	513	.542
PHI vs. Orioles (1954)	12	10	.545
KC vs. Orioles (1955-67)	104	151	.408
OAK vs. Orioles (1968-2015)	256	258	.498
Totals	992	938	.514
at the Coliseum	128	132	.492
at Camden Yards	61	52	.540

2016 SCHEDULE

Dates	Site	Times
May 6-8	BAL	4:05, 4:05, 10:35
August 8-11	OAK	7:05, 7:05, 7:05, 12:35

2015 RECAP

Date	H-A	W-L	Score	Winner	Loser
8/3	H	L	2-9	Wilson	Chavez
8/4	H	W	5-0	Bassitt	Gonzalez
8/5	H	L	3-7	Britton	Leon
8/14	A	L	6-8 (13)	Garcia	Pomeranz
8/15	A	L	3-4	Britton	Venditte
8/16	A	L	2-18	Chen	Graveman
8/17	A	L	2-4	Tillman	Gray
Totals		1-6	23-50		

YEAR-BY-YEAR SERIES RESULTS

Year	Home	Road	Totals	Year	Home	Road	Totals	Year	Home	Road	Totals
1968	6-4	3-5	9-9	1985	3-3	2-4	5-7	2002	1-2	4-2	5-4
1969	3-3	1-5	4-8	1986	5-3	2-2	7-5	2003	6-0	1-2	7-2
1970	3-3	2-4	5-7	1987	2-4	3-3	5-7	2004	4-0	3-0	7-0
1971	2-4	2-3	4-7	1988	4-2	4-2	8-4	2005	0-3	6-1	6-4
1972	1-5	5-1	6-6	1989	5-1	2-4	7-5	2006	2-1	2-1	4-2
1973	3-3	4-2	7-5	1990	3-3	5-1	8-4	2007	1-2	3-2	4-4
1974	2-4	4-2	6-6	1991	4-2	5-1	9-3	2008	3-0	2-0	5-0
1975	5-1	3-3	8-4	1992	1-5	5-1	6-6	2009	3-0	2-1	5-1
1976	4-2	4-2	8-4	1993	1-5	1-5	2-10	2010	3-1	4-2	7-3
1977	0-5	2-3	2-8	1994	3-3	2-4	5-7	2011	5-1	0-3	5-4
1978	0-6	0-5	0-11	1995	3-3	4-2	7-5	2012	2-1	3-3	5-4
1979	2-4	2-4	4-8	1996	2-5	2-4	4-9	2013	1-3	1-2	2-5
1980	2-4	3-3	5-7	1997	1-5	2-3	3-8	2014	2-1	2-1	4-2
1981	3-3	2-4	5-7	1998	1-4	2-4	3-8	2015	1-2	0-4	1-6
1982	3-3	2-4	5-7	1999	4-2	3-3	7-5	Totals	128-132	128-126	256-258
1983	3-3	1-5	4-8	2000	4-2	4-2	8-4				
1984	2-4	4-2	6-6	2001	4-2	3-0	7-2				

BOSTON RED SOX



American League East
 Fenway Park
 4 Yawkey Way
 Boston, MA 02215-3496
Switchboard: (617) 226-6000
Press Box: (617) 226-6732
Media Relations: (617) 226-6613
Media Relations FAX: (617) 226-6713

Principal Owner John Henry
 Chairman Tom Werner
 President Sam Kennedy
 President, Baseball Operations Dave Dombrowski
 Senior Vice President, General Manager Mike Hazen
 Manager John Farrell
 400-410 (5 seasons)
 246-250 (3 seasons with Boston)
 Senior Director, Media Relations Kevin Gregg (617) 226-6759
 Manager, Media Rel./Baseball Info Jon Shestakofsky (617) 226-6446
 Manager, Media Relations Abby DeCiccio (617) 226-6214
 Traveling Secretary Jack McCormick (617) 226-6747
 Stadium Fenway Park
 Capacity / Opened 37,949 (night); 37,497 (day) / 1912

SERIES FACTS

Longest A's Winning Streak: 8, May 1-September 2, 2012
 Longest Red Sox Winning Streak: 11, July 10, 1993-April 28, 1994
 Last A's Series Sweep at Oakland (3 games): August 31-Sept. 2, 2012
 Last A's Series Sweep at Oakland (4 games): None
 Last A's Series Sweep at Boston (3 games): September 3-5, 1990
 Last A's Series Sweep at Boston (4 games): August 10-12, 1971
 Last Red Sox Series Sweep at Oakland (3 games): September 6-8, 2004
 Last Red Sox Series Sweep at Oakland (4 games): August 4-7, 1977
 Last Red Sox Series Sweep at Boston (3 games): June 5-7, 2015
 Last Red Sox Series Sweep at Boston (4 games): July 22-25, 1993
 Most Runs in a Game by Oakland: 21, June 14, 1969 (21-7)
 Most Runs in a Game by Boston: 16 (twice), last: May 20, 1996 (16-4)
 Widest Margin of Victory by Oakland: 18, August 31, 2012 (20-2)
 Widest Margin of Victory by Boston: 12 (three times), last: April 15, 2000 (14-2)

SERIES BREAKDOWN

	W	L	PCT.
PHI vs. Red Sox (1901-54)	533	632	.458
KC vs. Red Sox (1955-67)	109	149	.422
OAK vs. Red Sox (1968-2015)	235	286	.451
Totals	877	1067	.451
at the Coliseum	141	118	.544
at Fenway Park (since 1968)	93	167	.358

2016 SCHEDULE

Dates	Site	Times
May 9-11	BOS	4:10, 4:10, 4:10
September 2-4	OAK	7:05, 6:05, 1:05

2015 RECAP

Date	H-A	W-L	Score	Winner	Losers
5/11	H	L	4-5 (11)	Barnes	Castro
5/12	H	W	9-2	Pomeranz	Masterson
5/13	H	L	0-2	Miley	Gray
6/5	A	L	2-4	Miley	Kazmir
6/6	A	L	2-4	Kelly	Chavez
6/7	A	L	4-7	Wright	Clippard
Totals	1-5	21-24			

YEAR-BY-YEAR SERIES RESULTS

Year	Home	Road	Totals	Year	Home	Road	Totals	Year	Home	Road	Totals
1968	6-3	4-5	10-8	1985	2-4	2-4	4-8	2002	0-3	3-3	3-6
1969	4-2	4-2	8-4	1986	3-3	2-4	5-7	2003	2-2	2-1	4-3
1970	4-2	1-5	5-7	1987	5-1	3-3	8-4	2004	0-3	1-5	1-8
1971	4-2	5-1	9-3	1988	6-0	3-3	9-3	2005	2-1	2-5	4-6
1972	1-5	2-4	3-9	1989	4-2	1-5	5-7	2006	4-2	3-1	7-3
1973	3-3	5-1	8-4	1990	4-2	4-2	8-4	2007	3-1	1-3	4-4
1974	2-4	2-4	4-8	1991	2-4	2-4	4-8	2008	4-3*	0-3	4-6
1975	4-2	2-4	6-6	1992	4-2	3-3	7-5	2009	2-1	3-4	5-5
1976	5-1	3-3	8-4	1993	2-4	1-5	3-9	2010	4-2	1-2	5-4
1977	2-4	1-4	3-8	1994	1-5	2-4	3-9	2011	1-1	1-5	2-6
1978	3-2	2-3	5-5	1995	2-5	2-3	4-8	2012	6-0	2-1	8-1
1979	2-4	1-5	3-9	1996	4-2	1-6	5-8	2013	2-1	1-2	3-3
1980	2-4	1-5	3-9	1997	3-3	1-4	4-7	2014	3-1	1-2	4-3
1981	4-2	1-5	5-7	1998	1-4	1-5	2-9	2015	1-2	0-3	1-5
1982	4-2	0-6	4-8	1999	4-2	2-2	6-4	Totals	142-119*	93-167	235-286
1983	2-4	2-4	4-8	2000	2-2	3-3	5-5				
1984	3-3	2-4	5-7	2001	4-2	1-2	5-4				

*includes 1-1 in Tokyo, Japan

CHICAGO WHITE SOX



American League Central
U.S. Cellular Field
333 West 35th Street
Chicago, IL 60616

Switchboard: (312) 674-1000

Press Box: (312) 674-5190

Media Relations: (312) 674-5300

Media Relations FAX: (312) 674-5847

Chairman Jerry Reinsdorf
Senior Vice President/General Manager Rick Hahn
Manager Robin Ventura
297-351 (4 seasons)

Senior Vice President, Communications Scott Reifert (312) 674-5302

Senior Director, Media Relations Bob Beghtol (312) 674-5303

Assistant Director, Media Relations Ray Garcia (312) 674-5306

Director of Team Travel Ed Cassin (312) 674-5296

Stadium U.S. Cellular Field

Capacity / Opened 40,615 / 1991

SERIES FACTS

Longest A's Winning Streak: 11, June 20-September 7, 1970

Longest White Sox Winning Streak: 9, August 1, 1996-August 5, 1997

Last A's Series Sweep at Oakland (3 games): May 31-June 2, 2013

Last A's Series Sweep at Oakland (4 games): August 5-8, 1999

Last A's Series Sweep at Chicago (3 games): July 8-10, 2005

Last A's Series Sweep at Chicago (4 games): May 22-24, 1970

Last White Sox Series Sweep at Oakland (3 games): May 15-17, 2015

Last White Sox Series Sweep at Oakland (4 games): Sept. 24-27, 1987

Last White Sox Series Sweep at Chicago (3 games): May 22-24, 2006

Last White Sox Series Sweep at Chicago (4 games): May 8-11, 1997

Most Runs in a Game by Oakland: 17, September 15, 2015 (17-6)

Most Runs in a Game by Chicago: 17 (twice), last: Sept. 23, 1992 (17-6)

Widest Margin of Victory by Oakland: 15, April 27, 2002 (16-1)

Widest Margin of Victory by Chicago: 16, October 3, 1987 (17-1)

SERIES BREAKDOWN

	W	L	PCT.
PHI vs. White Sox (1901-54)	585	589	.498
KC vs. White Sox (1955-67)	92	166	.357
OAK vs. White Sox (1968-2015)	300	281	.516
Totals	977	1036	.485
at the Coliseum	158	134	.541
at U.S. Cellular Field	60	59	.504

2016 SCHEDULE

Dates	Site	Times
April 4-7	OAK	7:05, 7:05, 7:05, 12:35
August 19-21	CWS	5:10, 4:10, 10:10

2015 RECAP

Date	H-A	W-L	Score	Winner	Loser
5/15	H	L	6-7	Carroll	Abad
5/16	H	L	3-4	Danks	Rodriguez
5/17	H	L	3-7	Samardzija	Kazmir
9/14	A	L	7-8 (14)	Jennings	Leon
9/15	A	W	17-6	Brooks	Samardzija
9/16	A	L	4-9	Johnson	Martin
9/17	A	W	4-2	Doolittle	Robertson
Totals	2-5	44-43			

YEAR-BY-YEAR SERIES RESULTS

Year	Home	Road	Totals	Year	Home	Road	Totals	Year	Home	Road	Totals
1968	4-5	4-5	8-10	1985	3-4	2-4	5-8	2002	6-0	1-2	7-2
1969	6-3	4-5	10-8	1986	4-2	2-5	6-7	2003	2-1	3-3	5-4
1970	7-2	9-0	16-2	1987	3-4	1-5	4-9	2004	5-1	2-1	7-2
1971	1-8	6-3	7-11	1988	3-3	5-2	8-5	2005	4-2	3-0	7-2
1972	6-3	2-4	8-7	1989	4-3	4-2	8-5	2006	3-0	0-3	3-3
1973	6-3	6-3	12-6	1990	1-5	4-3	5-8	2007	4-2	1-2	5-4
1974	7-2	4-5	11-7	1991	4-3	2-4	6-7	2008	1-2	3-3	4-5
1975	6-3	3-6	9-9	1992	4-2	4-3	8-5	2009	1-2	4-2	5-4
1976	6-3	3-5	9-8	1993	3-4	3-3	6-7	2010	4-2	1-2	5-4
1977	3-5	2-5	5-10	1994	1-5	2-1	3-6	2011	1-2	3-4	4-6
1978	3-4	5-3	8-7	1995	3-3	2-4	5-7	2012	2-1	1-2	3-3
1979	3-4	1-5	4-9	1996	2-4	5-1	7-5	2013	3-0	2-2	5-2
1980	3-3	4-3	7-6	1997	1-4	2-4	3-8	2014	2-1	1-3	3-4
1981	2-5	4-2	6-7	1998	3-2	4-2	7-4	2015	0-3	2-2	2-5
1982	1-5	3-4	4-9	1999	4-0	3-3	7-3	Totals	158-134	142-147	300-281
1983	4-3	1-5	5-8	2000	2-4	1-2	3-6				
1984	4-2	3-4	7-6	2001	3-0	5-1	8-1				

CLEVELAND INDIANS



American League Central
 Progressive Field
 2401 Ontario Street
 Cleveland, OH 44115

Switchboard: (216) 420-4200

Press Box: (216) 420-4654

Media Relations: (216) 420-4380

Media Relations FAX: (216) 420-4430

Owner & Chief Executive Officer Paul J. Dolan
 President, Baseball Operations Chris Antonetti
 General Manager Mike Chernoff
 Manager Terry Francona

1287-1142 (15 seasons)

258-227 (3 seasons with Cleveland)

Director of Baseball Information Bart Swain (216) 420-4386

Asst. Director of Baseball Information ... Court Berry-Tripp (216) 420-4391

Director of Team Travel Mike Seghi (216) 420-4303

Stadium Progressive Field

Capacity / Opened 35,225 / 1994

SERIES FACTS

Longest A's Winning Streak: 10, July 31, 1971-August 18, 1972

Longest Indians Winning Streak: 13, May 27, 1994-July 23, 1995

Last A's Series Sweep at Oakland (3 games): August 17-19, 2012

Last A's Series Sweep at Oakland (4 games): September 17-20, 2009

Last A's Series Sweep at Cleveland (3 games): May 16-18, 2014

Last A's Series Sweep at Cleveland (4 games): August 27-30, 2012

Last Indians Series Sweep at Oakland (3 games): April 10-12, 2000

Last Indians Series Sweep at Oakland (4 games): April 26-29, 1999

Last Indians Series Sweep at Cleveland (3 games): May 13-15, 2008

Last Indians Series Sweep at Cleveland (4 games): May 6-9, 2013

Most Runs in a Game by Oakland: 17, August 2, 2001 (17-4)

Most Runs in a Game by Cleveland: 20, May 4, 1991 (20-6)

Widest Margin of Victory by Oakland: 13, August 2, 2001 (17-4)

Widest Margin of Victory by Cleveland: 14, May 4, 1991 (20-6)

SERIES BREAKDOWN

	W	L	PCT.
PHI vs. Indians (1901-54)	529	642	.452
KC vs. Indians (1955-67)	106	151	.412
OAK vs. Indians (1968-2015)	268	232	.536
Totals	903	1025	.468
at the Coliseum	141	103	.578
at Progressive Field	42	60	.412

2016 SCHEDULE

Dates	Site	Times
July 29-31	CLE	4:10, 4:10, 10:10
August 22-24	OAK	7:05, 7:05, 12:35

2015 RECAP

Date	H-A	W-L	Score	Winner	Losers
7/10	A	L	1-5	Salazar	Graveman
7/11	A	W	5-4	O'Flaherty	McAllister
7/12	A	W	2-0	Gray	Kluber
7/30	H	L	1-3	Carrasco	Bassitt
7/31	H	L	1-2	Salazar	Mujica
8/1	H	W	5-1	Brooks	Anderson
8/2	H	W	2-1 (10)	Rodriguez	Allen
Totals	4-3	17-16			

YEAR-BY-YEAR SERIES RESULTS

Year	Home	Road	Totals	Year	Home	Road	Totals	Year	Home	Road	Totals
1968	7-2	5-4	12-6	1985	5-1	4-2	9-3	2002	1-2	4-0	5-2
1969	3-3	4-2	7-5	1986	2-4	0-6	2-10	2003	5-1	1-2	6-3
1970	3-3	2-4	5-7	1987	4-2	4-2	8-4	2004	2-1	1-5	3-6
1971	4-2	4-2	8-4	1988	5-1	3-3	8-4	2005	2-1	1-5	3-6
1972	6-0	4-2	10-2	1989	4-2	6-0	10-2	2006	4-2	2-1	6-3
1973	5-1	4-2	9-3	1990	5-1	3-3	8-4	2007	2-1	2-5	4-6
1974	4-2	3-3	7-5	1991	3-3	4-2	7-5	2008	2-1	2-4	4-5
1975	5-1	5-1	10-2	1992	3-3	3-3	6-6	2009	4-0	1-2	5-2
1976	4-2	4-2	8-4	1993	2-4	2-4	4-8	2010	2-1	4-2	6-3
1977	1-4	2-3	3-7	1994	0-3	0-3	0-6	2011	1-2	1-3	2-5
1978	3-2	3-3	6-4	1995	0-3	0-4	0-7	2012	4-2	4-0	8-2
1979	3-3	1-5	4-8	1996	4-2	2-4	6-6	2013	2-1	0-4	2-5
1980	4-2	2-4	6-6	1997	2-3	2-4	4-7	2014	1-2	3-0	4-2
1981	1-1	1-2	2-3	1998	4-1	4-2	8-3	2015	2-2	2-1	4-3
1982	3-3	5-1	8-4	1999	1-5	1-5	2-10	Totals	141-103	127-129	268-232
1983	1-5	4-2	5-7	2000	3-3	3-3	6-6				
1984	2-4	3-3	5-7	2001	1-3	2-1	3-4				

OPPONENTS

DETROIT TIGERS



American League Central
Comerica Park

2100 Woodward Avenue
Detroit, MI 48201

Switchboard: (313) 471-2000

Press Box: (313) 471-2103, 2104

Media Relations: (313) 471-2114

Media Relations FAX: (313) 471-2138

Owner/Director..... Michael Ilitch

Exec. Vice President, Baseball Operations & General Manager... Al Avila

Manager..... Brad Ausmus
164-159 (2 seasons)

Director, Media Relations..... Aileen Villarreal (313) 471-2227

Manager, Media Relations..... Chad Crunk (313) 471-2092

Director, Team Travel..... Brian Britten (313), 471-2276

Stadium..... Comerica Park

Capacity / Opened..... 41,297 / 2000

SERIES FACTS

Longest A's Winning Streak: 7, September 6, 1986-May 9, 1987

Longest Tigers Winning Streak: 7, September 14, 1997-August 14, 1998

Last A's Series Sweep at Oakland (3 games): June 2-4, 2008

Last A's Series Sweep at Oakland (4 games): None

Last A's Series Sweep at Detroit (3 games): June 2-4, 2015

Last A's Series Sweep at Detroit (4 games): August 3-6, 2001

Last Tigers Series Sweep at Oakland (3 games): None

Last Tigers Series Sweep at Oakland (4 games): None

Last Tigers Series Sweep at Detroit (3 games): June 30-July 2, 2014

Last Tigers Series Sweep at Detroit (4 games): August 10-12, 1965

Most Runs in a Game by Oakland: 16 (twice), last: Aug. 10, 2007 (16-10)

Most Runs in a Game by Detroit: 20, April 13, 1993 (20-4)

Widest Margin of Victory by Oakland: 12 (twice), last: June 19, 1999 (13-1)

Widest Margin of Victory by Detroit: 16, April 13, 1993 (20-4)

SERIES BREAKDOWN

	W	L	PCT.
PHI vs. Tigers (1901-54)	562	601	.483
KC vs. Tigers (1955-67)	106	152	.411
OAK vs. Tigers (1968-2015)	249	242	.507
Totals	917	995	.480
at the Coliseum	138	109	.559
at Comerica Park	33	25	.569

2016 SCHEDULE

Dates	Site	Times
April 25-28	DET	4:08, 4:08, 4:08, 10:08
May 27-29	OAK	7:05, 1:05, 1:05

2015 RECAP

Date	H-A	W-L	Score	Winner	Loser
5/25	H	W	4-0	Hahn	Greene
5/26	H	L	0-1	Price	Chavez
5/27	H	L	2-3	Ryan	Otero
6/2	A	W	5-3	Graveman	Simon
6/3	A	W	6-1	Gray	Sanchez
6/4	A	W	7-5	Hahn	Greene
Totals		4-2	24-13		

YEAR-BY-YEAR SERIES RESULTS

Year	Home	Road	Totals	Year	Home	Road	Totals	Year	Home	Road	Totals
1968	3-6	2-7	5-13	1985	2-4	2-4	4-8	2002	3-1	3-0	6-1
1969	3-3	2-4	5-7	1986	4-2	2-4	6-6	2003	2-1	4-2	6-3
1970	3-3	3-3	6-6	1987	4-2	3-3	7-5	2004	3-3	2-1	5-4
1971	4-2	4-2	8-4	1988	4-2	4-2	8-4	2005	3-0	2-1	5-1
1972	4-2	4-2	8-4	1989	4-2	4-2	8-4	2006	3-3	1-2	4-5
1973	4-2	1-5	5-7	1990	4-2	2-4	6-6	2007	4-2	2-2	6-4
1974	3-3	4-2	7-5	1991	4-2	4-2	8-4	2008	3-0	3-3	6-3
1975	2-4	4-2	6-6	1992	4-2	2-4	6-6	2009	4-2	0-3	4-5
1976	4-2	2-4	6-6	1993	3-3	1-5	4-8	2010	0-2	3-1	3-3
1977	3-2	2-3	5-5	1994	3-0	1-5	4-5	2011	4-4	1-1	5-5
1978	2-3	2-3	4-6	1995	2-0	1-2	3-2	2012	2-2	1-2	3-4
1979	2-4	3-3	5-7	1996	3-3*	5-1	8-4	2013	1-2	3-1	4-3
1980	4-2	2-4	6-6	1997	2-4	2-3	4-7	2014	2-2	0-3	2-5
1981	2-1	0-0	2-1	1998	3-3	1-4	4-7	2015	1-2	3-0	4-2
1982	2-4	1-5	3-9	1999	2-2	4-2	6-4	Totals	140-111*	109-131	249-242
1983	4-2	2-4	6-6	2000	3-3	1-3	4-6				
1984	3-3	0-6	3-9	2001	2-1	4-0	6-1				

*includes 2-2 in Las Vegas

HOUSTON ASTROS



American League West
Minute Maid Park
501 Crawford St.
Houston, TX 77002
Switchboard: (713) 259-8000
Press Box: (713) 259-8574
Media Relations: (713) 259-8900
Media Relations FAX: (713) 259-8025

Owner & Chairman Jim Crane
President, Business Operations Reid Ryan
General Manager Jeff Luhnow
Manager A.J. Hinch
175-199 (3 seasons)
86-76 (1 season with Houston)
Vice President, Media Relations Gene Dias (713) 259-8985
Media Relations Manager Steve Grande (713) 259-8990
Stadium Minute Maid Park
Capacity / Opened 41,676 / 2000

SERIES FACTS

Longest A's Winning Streak: 12, June 13, 2007-July 22, 2013
Longest Astros Winning Streak: 4, April 15-26, 2015
Last A's Series Sweep at Oakland (3 games): April 18-20, 2014
Last A's Series Sweep at Oakland (4 games): None
Last A's Series Sweep at Houston (3 games): May 24-26, 2013
Last A's Series Sweep at Houston (4 games): None
Last Astros Series Sweep at Oakland (3 games): April 24-26, 2015
Last Astros Series Sweep at Oakland (4 games): None
Last Astros Series Sweep at Houston (3 games): None
Last Astros Series Sweep at Houston (4 games): None
Most Runs in a Game by Oakland: 13, July 24, 2014 (13-1)
Most Runs in a Game by Houston: 11, September 9, 2015 (11-5)
Widest Margin of Victory by Oakland: 12, July 24, 2014 (13-1)
Widest Margin of Victory by Houston: 7, July 30, 2014 (8-1)

SERIES BREAKDOWN

	W	L	PCT.
OAK vs. Astros (2002-15)	40	23	.635
Totals	40	23	.635
at the Coliseum	21	11	.656
at Minute Maid Park	19	12	.613

2016 SCHEDULE

Dates	Site	Times
April 29-May 1	OAK	7:05, 1:05, 1:05
June 3-5	HOU	5:10, 1:10, 11:10
July 7-10	HOU	5:10, 5:10, 1:10, 11:10
July 18-20	OAK	7:05, 7:05, 12:35
August 29-31	HOU	5:10, 5:10, 11:10
Sept. 19-21	OAK	7:05, 7:05, 12:35

2015 RECAP

Date	H-A	W-L	Score	Winner	Loser
4/13	A	W	8-1	Kazmir	Feldman
4/14	A	W	4-0	Graveman	Peacock
4/15	A	L	1-6	McHugh	Pomeranz
4/24	H	L	4-5 (11)	Gregerson	O'Flaherty
4/25	H	L	3-9	Feldman	Graveman
4/26	H	L	6-7	Sipp	Clippard
5/18	A	W	2-1	Mujica	Thatcher
5/19	A	L	4-6	Hernandez	Gray
5/20	A	L	1-6	Keuchel	Hahn
8/6	H	L	4-5	Gregerson	Mujica
8/7	H	W	3-1	Gray	Keuchel
8/8	H	W	2-1	Chavez	McHugh
8/9	H	W	5-4	Abad	Gregerson
9/7	H	W	10-9	Doubront	Fiers
9/8	H	W	4-0	Gray	Kazmir
9/9	H	L	5-11	McHugh	Brooks
9/18	A	W	4-3	Pomeranz	Neshek
9/19	A	L	6-10	Qualls	Rodriguez
9/20	A	L	1-5	McHugh	Brooks
Totals		9-10	77-90		

YEAR-BY-YEAR SERIES RESULTS

Year	Home	Road	Totals	Year	Home	Road	Totals	Year	Home	Road	Totals
2002	3-0	0-0	3-0	2013	7-3	8-1	15-4	2015	5-5	4-5	9-10
2007	0-0	2-1	2-1	2014	6-3	5-5	11-8	Totals	21-11	19-12	40-23

FRANCHISE FACTS

All-Time Record	8690-9142	West Division Championships	16
Philadelphia	3886-4248	Wild Card Championships	2
Kansas City	829-1224	Most Valuable Players	11
Oakland	3975-3670	Cy Young Award Winners	5
World Championships	9	Rookies of the Year	8
Philadelphia	5	Managers of the Year	3
Oakland	4	Hall of Famers	16
American League Championships	15		
Philadelphia	9		
Oakland	6		

KANSAS CITY ROYALS



American League Central

Kauffman Stadium

1 Royal Way

Kansas City, MO 64129

Switchboard: (816) 921-8000

Press Box: (816) 504-4391, 4392

Media Relations: (816) 504-4362, 4368, 4369

Media Relations FAX: (816) 921-5775

Chairman/Owner.....David Glass

President.....Dan Glass

Senior VP, Baseball Operations, General Manager.....Dayton Moore

Manager.....Ned Yost

925-971 (12 seasons)

468-469 (6 seasons with Kansas City)

Vice President, Communications and Broadcasting.....Mike Swanson

(816) 504-4713

Assistant Director, Communications.....Mike Cummings (816) 504-4368

Senior Director, Team Travel and Clubhouse Operations...Jeff Davenport

(816) 504-4755

Stadium.....Kauffman Stadium

Capacity / Opened.....37,903 / 1973

SERIES FACTS

Longest A's Winning Streak: 10, May 31, 2003-May 23, 2004

Longest Royals Winning Streak: 8, September 4, 1978-June 18, 1979

Last A's Series Sweep at Oakland (3 games): May 17-19, 2013

Last A's Series Sweep at Oakland (4 games): September 26-28, 1977

Last A's Series Sweep at Kansas City (3 games): July 16-18, 2010

Last A's Series Sweep at Kansas City (4 games): None

Last Royals Series Sweep at Oakland (3 games): June 26-28, 2015

Last Royals Series Sweep at Oakland (4 games): None

Last Royals Series Sweep at Kansas City (3 games): Sept. 2-4, 2008

Last Royals Series Sweep at Kansas City (4 games): August 1-4, 1994

Most Runs in a Game by Oakland: 21, June 18, 2000 (21-3)

Most Runs in a Game by Kansas City: 16 (seven times), last: September 14, 1998 (16-6)

Widest Margin of Victory by Oakland: 18, June 18, 2000 (21-3)

Widest Margin of Victory by Kansas City: 16, June 25, 1984 (16-0)

SERIES BREAKDOWN

	W	L	PCT.
OAK vs. Royals (1969-2015)	308	259	.543
Total	308	259	.543
at the Coliseum	169	114	.597
at Kauffman Stadium	119	129	.480

2016 SCHEDULE

Dates	Site	Times
April 15-17	OAK	7:05, 1:05, 1:05
Sept. 12-15	KC	4:15, 4:15, 4:15

2015 RECAP

Date	H-A	W-L	Score	Winner	Loser
4/17	A	L	4-6	Davis	Otero
4/18	A	W	5-0	Hahn	Ventura
4/19	A	L	2-4	Morales	O'Flaherty
6/26	H	L	2-5	Volquez	Hahn
6/27	H	L	2-3	Young	Kazmir
6/28	H	L	3-5	Guthrie	Chavez
Totals	1-5	18-23			

YEAR-BY-YEAR SERIES RESULTS

Year	Home	Road	Totals	Year	Home	Road	Totals	Year	Home	Road	Totals
1969	4-5	6-3	10-8	1985	3-4	2-4	5-8	2001	2-1	4-2	6-3
1970	7-2	4-5	11-7	1986	2-4	3-4	5-8	2002	5-1	3-0	8-1
1971	7-2	6-3	13-5	1987	3-4	5-1	8-5	2003	2-1	5-1	7-2
1972	7-2	4-5	11-7	1988	2-4	3-4	5-8	2004	4-2	3-0	7-2
1973	6-3	4-5	10-8	1989	4-3	2-4	6-7	2005	1-2	3-0	4-2
1974	7-2	3-6	10-8	1990	5-1	4-3	9-4	2006	1-2	4-2	5-4
1975	8-1	3-6	11-7	1991	4-3	3-3	7-6	2007	2-5	2-1	4-6
1976	5-4	4-5	9-9	1992	5-1	4-3	9-4	2008	3-3	0-3	3-6
1977	5-3	1-6	6-9	1993	5-2	2-4	7-6	2009	4-1	2-1	6-2
1978	3-4	2-6	5-10	1994	1-2	2-5	3-7	2010	2-1	4-2	6-3
1979	3-4	1-5	4-9	1995	3-4	5-1	8-5	2011	3-3	2-1	5-4
1980	4-2	3-4	7-6	1996	5-1	2-4	7-5	2012	2-1	2-4	4-5
1981	1-2	2-1	3-3	1997	3-2	5-1	8-3	2013	3-0	2-1	5-1
1982	3-3	3-4	6-7	1998	3-3	1-4	4-7	2014	1-2	1-3	2-5
1983	4-3	2-4	6-7	1999	5-1	1-5	6-6	2015	0-3	1-2	1-5
1984	4-2	4-3	8-5	2000	3-3	5-1	8-4	Totals	169-114	139-145	308-259

LOS ANGELES ANGELS OF ANAHEIM



American League West
 Angel Stadium
 2000 Gene Autry Way
 Anaheim, CA 92806
Switchboard: (714) 940-2000
Press Box: (714) 940-2705
Media Relations: (714) 940-2014
Media Relations FAX: (714) 940-2205

Owner Arte Moreno
Chairman Dennis Kuhl
General Manager Billy Eppler
Manager Mike Scioscia
 1416-1176 (16 seasons)
Vice President, Communications Tim Mead (714) 940-2003
Director, Communications Eric Kay (714) 940-2173
Traveling Secretary Tom Taylor (714) 940-2016
Stadium Angel Stadium
Capacity / Opened 45,493 / 1966

SERIES FACTS

Longest A's Winning Streak: 10 (twice), last: April 26, 1991-April 20, 1992
Longest Angels Winning Streak: 12, Sept. 18, 1996-Sept. 17, 1997
Last A's Series Sweep at Oakland (3 games): May 30-June 1, 2014
Last A's Series Sweep at Oakland (4 games): April 18-20, 1980
Last A's Series Sweep at Los Angeles (3 games): April 9-11, 2013
Last A's Series Sweep at Los Angeles (4 games): October 4-7, 2001
Last Angels Series Sweep at Oakland (3 games): September 3-5, 2012
Last Angels Series Sweep at Oakland (4 games): July 10-13, 1997
Last Angels Series Sweep at Los Angeles (3 games): Sept. 27-29, 2010
Last Angels Series Sweep at Los Angeles (4 games): August 28-31, 2014
Most Runs in a Game by Oakland: 18, June 27, 1996 (18-2)
Most Runs in a Game by Los Angeles: 17, July 4, 1979 (17-6)
Widest Margin of Victory by Oakland: 16, June 27, 1996 (18-2)
Widest Margin of Victory by Los Angeles: 13, April 21, 2015 (14-1)

SERIES BREAKDOWN

	W	L	PCT.
KC vs. Angels (1961-67)	49	77	.389
OAK vs. Angels (1968-2015)	414	342	.548
Totals	463	419	.525
at the Coliseum	215	161	.572
at Angel Stadium (since 1968)	199	181	.524

2016 SCHEDULE

Dates	Site	Times
April 11-13	OAK	7:05, 7:05, 12:35
June 17-19	OAK	6:35, 1:05, 1:05
June 23-26	LAA	7:05, 7:05, 7:05 12:35
August 2-4	LAA	7:05, 7:05, 4:05
September 5-7	OAK	1:05, 7:05, 12:35
Sept. 26-28	LAA	7:05, 7:05, 7:05

2015 RECAP

Date	H-A	W-L	Score	Winner	Loser
4/20	A	W	6-3	Otero	Shoemaker
4/21	A	L	1-14	Santiago	Pomeranz
4/22	A	W	9-2	Gray	Salas
4/23	A	L	0-2	Tropeano	Chavez
4/28	H	W	6-2	Gray	Weaver
4/29	H	L	3-6	Morin	Cook
4/30	H	L	5-6	Richards	Chavez
6/12	A	L	4-5	Alvarez	Scribner
6/13	A	L	0-1	Wilson	Graveman
6/14	A	W	8-1	Gray	Shoemaker
6/19	H	L	7-12	Salas	Mujica
6/20	H	W	4-1	Hahn	Weaver
6/21	H	W	3-2	Kazmir	Richards
8/31	H	W	11-5	Doubtront	Santiago
9/1	H	L	2-6	Shoemaker	Martin
9/2	H	L	4-9	Heaney	Gray
9/28	A	L	4-5	Gott	Mujica
9/29	A	L	1-8	Tropeano	Bassitt
9/30	A	W	8-7	Dull	Morin
Totals		8-11	86-97		

YEAR-BY-YEAR SERIES RESULTS

Year	Home	Road	Totals	Year	Home	Road	Totals	Year	Home	Road	Totals
1968	7-2	6-3	13-5	1985	4-2	3-4	7-6	2002	7-3	4-6	11-9
1969	7-2	5-4	12-6	1986	2-5	1-5	3-10	2003	7-3	5-5	12-8
1970	5-4	5-4	10-8	1987	2-4	5-2	7-6	2004	4-5	5-5	9-10
1971	4-5	7-2	11-7	1988	6-1	3-3	9-4	2005	5-5	4-5	9-10
1972	5-4	5-4	10-8	1989	4-2	4-3	8-5	2006	3-7	5-4	8-11
1973	5-4	7-2	12-6	1990	4-3	5-1	9-4	2007	5-4	5-5	10-9
1974	7-2	5-4	12-6	1991	6-0	6-1	12-1	2008	4-5	5-5	9-10
1975	6-3	5-4	11-7	1992	5-2	3-3	8-5	2009	1-8	6-4	7-12
1976	6-3	6-3	12-6	1993	4-2	3-4	7-6	2010	6-4	2-7	8-11
1977	6-1	4-4	10-5	1994	3-0	3-3	6-3	2011	6-3	5-5	11-8
1978	3-5	3-4	6-9	1995	5-1	2-5	7-6	2012	3-6	7-3	10-9
1979	1-5	2-5	3-10	1996	3-4	4-2	7-6	2013	6-4	5-4	11-8
1980	6-1	4-2	10-3	1997	0-6	1-5	1-11	2014	6-3	3-7	9-10
1981	4-2	4-0	8-2	1998	4-2	3-3	7-5	2015	4-5	4-6	8-11
1982	3-4	1-5	4-9	1999	3-3	1-5	4-8	Totals	215-161	199-181	414-342
1983	4-2	4-3	8-5	2000	5-2	3-3	8-5				
1984	2-5	4-2	6-7	2001	7-3	7-3	14-6				

OPPONENTS

MINNESOTA TWINS



American League Central
Target Field
1 Twins Way
Minneapolis, MN 55403

Switchboard: (612) 659-3400
Press Box: (612) 659-3400, ext. 2400
Media Relations: (612) 659-3471
Media Relations FAX: (612) 659-4029

Chief Executive Officer Jim Pohlad
President Dave St. Peter
Executive Vice President, General Manager Terry Ryan
Manager Paul Molitor
83-79 (1 season)

Senior Director, Communications Dustin Morse (612) 659-3472
Senior Manager, Communications Mitch Hestad (612) 659-3473
Manager, Communications & Publications Mike Kennedy (612) 659-3475
Director, Team Travel Mike Herman (612) 659-3471
Stadium Target Field
Capacity / Opened 38,871 / 2010

SERIES FACTS

Longest A's Winning Streak: 12, September 11, 2013-August 9, 2014
Longest Twins Winning Streak: 8 (twice), last: May 21-July 20, 2003
Last A's Series Sweep at Oakland (3 games): August 30-Sept. 1, 2002
Last A's Series Sweep at Oakland (4 games): September 19-22, 2013
Last A's Series Sweep at Minnesota (3 games): April 7-10, 2014
Last A's Series Sweep at Minnesota (4 games): April 9-12, 1981
Last Twins Series Sweep at Oakland (3 games): July 18-20, 1997
Last Twins Series Sweep at Oakland (4 games): August 13-15, 1993
Last Twins Series Sweep at Minnesota (3 games): May 28-30, 2012
Last Twins Series Sweep at Minnesota (4 games): July 12-15, 2007
Last Twins Series Sweep at Minnesota (5 games): July 30-Aug. 2, 1976
Most Runs in a Game by Oakland: 18, September 11, 2013 (18-3)
Most Runs in a Game by Minnesota: 20, April 27, 1980 (20-11)
Widest Margin of Victory by Oakland: 15 (twice), last: September 11, 2013 (18-3)
Widest Margin of Victory by Minnesota: 13, May 6, 2015 (13-0)

SERIES BREAKDOWN

	W	L	PCT.
PHI vs. Senators (1901-54)	579	572	.503
KC vs. Senators (1955-60)	68	64	.515
KC vs. Twins (1961-67)	57	69	.452
OAK vs. Twins (1968-2015)	293	295	.498
Totals	997	1000	.499
at the Coliseum	163	128	.560
at Target Field	13	12	.520

2016 SCHEDULE

Dates	Site	Times
May 30-June 1	OAK	1:05, 7:05, 12:35
July 4-6	MIN	11:10, 5:10, 10:10

2015 RECAP

Date	H-A	W-L	Score	Winner	Loser
5/4	A	L	7-8	Hughes	Hahn
5/5	A	W	2-1	Chavez	May
5/6	A	L	0-13	Gibson	Kazmir
5/7	A	L	5-6	Nolasco	Pomeranz
7/17	H	L	0-5	Santana	Gray
7/18	H	W	3-2 (10)	Pomeranz	Fien
7/19	H	W	14-1	Chavez	Milone
Totals	3-4	31-36			

YEAR-BY-YEAR SERIES RESULTS

Year	Home	Road	Totals	Year	Home	Road	Totals	Year	Home	Road	Totals
1968	6-3	4-5	10-8	1985	3-1	2-7	5-8	2002	4-2	2-1	6-3
1969	3-6	2-7	5-13	1986	4-3	3-3	7-6	2003	1-2	0-6	1-8
1970	2-7	3-6	5-13	1987	3-3	0-7	3-10	2004	2-1	3-1	5-2
1971	5-4	5-4	10-8	1988	4-3	4-2	8-5	2005	3-3	3-1	6-4
1972	6-2	3-6	9-8	1989	4-2	3-4	7-6	2006	3-1	1-5	4-6
1973	2-7	2-7	4-14	1990	5-2	2-4	7-6	2007	2-1	0-4	2-5
1974	7-2	6-3	13-5	1991	3-3	2-5	5-8	2008	4-3	1-2	5-5
1975	6-3	6-3	12-6	1992	4-3	4-2	8-5	2009	4-3	2-1	6-4
1976	6-3	1-8	7-11	1993	1-5	4-3	5-8	2010	1-2	2-4	3-6
1977	4-3	2-5	6-8	1994	2-2	3-0	5-2	2011	2-3	2-1	4-4
1978	3-5	3-4	6-9	1995	4-2	3-3	7-5	2012	2-1	3-3	5-4
1979	2-4	2-5	4-9	1996	4-2	3-4	7-6	2013	4-0	2-1	6-1
1980	5-2	2-4	7-6	1997	2-4	2-3	4-7	2014	3-1	3-0	6-1
1981	3-0	5-2	8-2	1998	3-3	4-1	7-4	2015	2-1	1-3	3-4
1982	5-2	5-1	10-3	1999	4-2	1-5	5-7	Totals	163-128	130-167	293-295
1983	4-2	5-2	9-4	2000	2-4	5-1	7-5				
1984	4-3	1-5	5-8	2001	1-2	3-3	4-5				

NEW YORK YANKEES



American League East
Yankee Stadium
One East 161st Street
Bronx, NY 10451

Switchboard: (718) 293-4300

Press Box: (718) 579-4460

Media Relations: (718) 579-4460

Media Relations FAX: (718) 293-8414

Managing General Partner / Co-Chairperson.....Harold Z. Steinbrenner

General Partner / Co-ChairpersonHenry G. Steinbrenner

Senior Vice President, General ManagerBrian Cashman

Manager.....Joe Girardi

813-645 (9 seasons)

735-561 (8 seasons with New York)

Executive Director, Communications & Media Relations.....

Jason Zillo (718) 579-4515

Assistant Director, Baseball Information & Public Communications.....

Michael Margolis (718) 579-4503

Director, Team Travel & Player ServicesBen Tuliebitz (718) 579-4447

Stadium.....Yankee Stadium

Capacity / Opened.....49,469 / 2009

SERIES FACTS

Longest A's Winning Streak: 16, September 9, 1989-May 1, 1991

Longest Yankees Winning Streak: 11, July 5, 2010-July 22, 2011

Last A's Series Sweep at Oakland (3 games): June 11-13, 2013

Last A's Series Sweep at Oakland (4 games): July 19-22, 2012

Last A's Series Sweep at New York (3 games): June 9-11, 2006

Last A's Series Sweep at New York (4 games): July 14-16, 1972

Last Yankees Series Sweep at Oakland (3 games): May 25-27, 2012

Last Yankees Series Sweep at Oakland (4 games): None

Last Yankees Series Sweep at New York (3 games): July 18-20, 2008

Last Yankees Series Sweep at New York (4 games): August 30-September 2, 2010

Most Runs in a Game by Oakland: 19, August 29, 1989 (19-5)

Most Runs in a Game by New York: 22, August 25, 2011 (22-9)

Widest Margin of Victory by Oakland: 14, August 29, 1989 (19-5)

Widest Margin of Victory by New York: 16, August 26, 1997 (18-2)

SERIES BREAKDOWN

	W	L	PCT.
PHI vs. Orioles (1901-02)	21	18	.538
PHI vs. Yankees (1903-54)	445	665	.401
KC vs. Yankees (1955-67)	75	183	.291
OAK vs. Yankees (1968-2015)	239	272	.468
Totals	780	1138	.407
at the Coliseum	132	123	.518
at Yankee Stadium	10	18	.357

2016 SCHEDULE

Dates	Site	Times
April 19-21	NYN	4:05, 4:05, 4:05
May 19-22	OAK	7:05, 6:35, 1:05, 1:05

2015 RECAP

Date	H-A	W-L	Score	Winner	Losers
5/28	A	W	5-4	Scribner	Sabathia
5/29	A	W	6-2	Gray	Capuano
5/30	A	L	3-5	Shreve	Hahn
5/31	A	W	3-0	Chavez	Warren
7/7	H	W	4-3 (10)	Pomeranz	Betances
7/8	H	L	4-5	Sabathia	Scribner
7/9	H	L	2-6	Tanaka	Chavez
Totals		4-3	27-25		

YEAR-BY-YEAR SERIES RESULTS

Year	Home	Road	Totals	Year	Home	Road	Totals	Year	Home	Road	Totals
1968	2-7	6-3	8-10	1985	4-2	1-5	5-7	2002	1-2	3-3	4-5
1969	5-1	1-5	6-6	1986	4-2	3-3	7-5	2003	4-2	2-1	6-3
1970	4-2	2-4	6-6	1987	4-2	3-3	7-5	2004	1-2	1-5	2-7
1971	2-4	5-1	7-5	1988	4-2	2-4	6-6	2005	1-5	1-2	2-7
1972	4-2	5-1	9-3	1989	4-2	5-1	9-3	2006	2-1	4-2	6-3
1973	5-1	3-3	8-4	1990	6-0	6-0	12-0	2007	2-1	2-1	4-2
1974	3-3	2-4	5-7	1991	3-3	3-3	6-6	2008	1-2	0-3	1-5
1975	3-3	3-3	6-6	1992	4-2	2-4	6-6	2009	1-2	1-5	2-7
1976	2-4	4-2	6-6	1993	4-2	2-4	6-6	2010	1-5	0-4	1-9
1977	1-4	1-5	2-9	1994	2-4	3-3	5-7	2011	0-3	3-3	3-6
1978	2-3	0-5	2-8	1995	5-1	4-3	9-4	2012	4-3	1-2	5-5
1979	1-5	2-4	3-9	1996	1-5	2-4	3-9	2013	3-0	2-1	5-1
1980	3-3	1-5	4-8	1997	3-2	2-4	5-6	2014	2-1	2-1	4-2
1981	2-2	1-2	3-4	1998	2-4	1-4	3-8	2015	3-1	1-2	4-3
1982	3-3	2-4	5-7	1999	2-4	2-2	4-6	Totals	132-123	107-149	239-272
1983	2-4	2-4	4-8	2000	1-2	2-4	3-6				
1984	3-3	1-5	4-8	2001	6-0	0-3	6-3				

OPPONENTS

SEATTLE MARINERS



American League West
Safeco Field

1250 First Avenue South
Seattle, WA 98134

Switchboard: (206) 346-4000

Press Box: (206) 346-4639, 4622

Media Relations: (206) 346-4000

Media Relations FAX: (206) 346-4400

Chairman & Chief Executive Officer Howard Lincoln
President & Chief Operating Officer Kevin Mather
Executive V.P. & General Manager of Baseball Operations Jerry Dipoto
Manager Scott Servais
0-0 (1st season)

Senior Director, Baseball Information Tim Hevly (206) 346-4402
Senior Manager, Baseball Information Kelly Munro (206) 346-4401
Senior Manager, Baseball Information Fernando Alcala (206) 346-4404
Director, Team Travel Ron Spelley (206) 346-4304
Stadium Safeco Field
Capacity / Opened 47,943 / 1999

SERIES FACTS

Longest A's Winning Streak: 15, April 7-August 16, 2006
Longest Mariners Winning Streak: 7, September 26, 2008-May 1, 2009
Last A's Series Sweep at Oakland (3 games): September 28-30, 2012
Last A's Series Sweep at Oakland (4 games): September 10-13, 1992
Last A's Series Sweep at Seattle (3 games): September 7-9, 2012
Last A's Series Sweep at Seattle (4 games): Sept. 30-Oct. 3, 2010
Last Mariners Series Sweep at Oakland (3 games): September 4-6, 2015
Last Mariners Series Sweep at Oakland (4 games): None
Last Mariners Series Sweep at Seattle (3 games): May 8-10, 2015
Last Mariners Series Sweep at Seattle (4 games): August 12-15, 1991
Most Runs in a Game by Oakland: 16, April 17, 1981 (16-1)
Most Runs in a Game by Seattle: 15 (three times), last: August 6, 1995 (15-8)
Widest Margin of Victory by Oakland: 15, April 17, 1981 (16-1)
Widest Margin of Victory by Seattle: 13, July 2, 2003 (13-0)

SERIES BREAKDOWN

	W	L	PCT.
OAK vs. Mariners (1977-2015)	327	258	.559
Totals	327	258	.559
at the Coliseum	179	114	.611
at Safeco Field	71	79	.473

2016 SCHEDULE

Dates	Site	Times
April 8-10	SEA	7:10, 6:10, 1:10
May 1-4	OAK	7:05, 7:05, 12:35
May 23-25	SEA	7:10, 7:10, 7:10
August 12-14	OAK	7:05, 6:05, 1:05
September 9-11	OAK	7:05, 1:05, 1:05
Sept. 29-Oct. 2	SEA	7:10, 7:10, 6:10, 12:05

2015 RECAP

Date	H-A	W-L	Score	Winner	Loser
4/10	H	W	12-0	Pomeranz	Walker
4/11	H	L	4-5 (11)	Olson	Abad
4/12	H	L	7-8 (10)	Rodney	Clippard
5/8	A	L	3-4 (11)	Smith	Otero
5/9	A	L	2-7	Happ	Hahn
5/10	A	L	3-4	Hernandez	Chavez
7/2	H	W	4-0	Kazmir	Elias
7/3	H	L	5-9	Happ	Chavez
7/4	H	W	2-0	Graveman	Hernandez
7/5	H	L	1-2	Montgomery	Bassitt
8/24	A	W	11-5	Mujica	Iwakuma
8/25	A	L	5-6	Olmos	Chavez
8/26	A	L	2-8	Hernandez	Bassitt
9/4	H	L	8-11	Ramirez	Brooks
9/5	H	L	3-8	Hernandez	Chavez
9/6	H	L	2-3	Iwakuma	Nolin
10/2	A	W	4-2	Brooks	Farquhar
10/3	A	W	7-5 (13)	Venditte	Ramirez
10/4	A	L	2-3	Kensing	Dull
Totals		6-13	87-90		

YEAR-BY-YEAR SERIES RESULTS

Year	Home	Road	Totals	Year	Home	Road	Totals	Year	Home	Road	Totals
1977	3-4	4-4	7-8	1991	6-0	0-7	6-7	2005	6-3	6-3	12-6
1978	7-1	6-1	13-2	1992	7-0	5-1	12-1	2006	9-0	8-2	17-2
1979	5-1	3-4	8-5	1993	3-3	6-1	9-4	2007	1-8	4-6	5-14
1980	4-3	4-2	8-5	1994	2-2	2-1	4-3	2008	6-3	4-6	10-9
1981	3-1	3-0	6-1	1995	5-2	2-4	7-6	2009	4-6	1-8	5-14
1982	4-3	2-4	6-7	1996	5-2	3-3	8-5	2010	7-2	6-4	13-6
1983	4-2	5-2	9-4	1997	2-4	3-3	5-7	2011	5-4	4-6	9-10
1984	6-1	2-4	8-5	1998	3-3	2-4	5-7	2012	6-4	6-3	12-7
1985	5-1	3-4	8-5	1999	4-2	2-4	6-6	2013	4-6	4-5	8-11
1986	5-2	5-1	10-3	2000	4-2	5-2	9-4	2014	4-6	5-4	9-10
1987	3-3	2-5	5-8	2001	5-5	4-5	9-10	2015	3-7	3-6	6-13
1988	5-2	4-2	9-4	2002	4-5	4-6	8-11	Totals	180-115*	147-143	327-258
1989	5-1	4-3	9-4	2003	5-5	2-7	7-12				
1990	4-3	5-1	9-4	2004	7-3	4-5	11-8				

*includes 1-1 in Tokyo, Japan

TAMPA BAY RAYS



American League East
Tropicana Field

One Tropicana Drive
St. Petersburg, FL 33705

Switchboard: (727) 825-3137

Press Box: (727) 825-3129

Media Relations: (727) 825-3242

Communications FAX: (727) 825-3111

Principal OwnerStuart L. Sternberg
PresidentBrian Auld
President, Baseball Operations Matt Silverman
ManagerKevin Cash
80-82 (1 season)

Vice President, Communications Rick Vaughn (727) 825-3237
Senior Director, Communications Dave Haller (727) 825-3485
Director, Team Travel & Clubhouse OperationsChris Westmoreland
Stadium Tropicana Field
Capacity / Opened 31,042 / 1998

SERIES FACTS

Longest A's Winning Streak: 7 (twice), last: Sept. 2, 2001-May 26, 2002

Longest Rays Winning Streak: 6, May 26-September 4, 1998

Last A's Series Sweep at Oakland (3 games): August 30-September 1, 2013

Last A's Series Sweep at Oakland (4 games): None

Last A's Series Sweep at Tampa Bay (3 games): None

Last A's Series Sweep at Tampa Bay (4 games): September 10-13, 1999

Last Rays Series Sweep at Oakland (3 games): None

Last Rays Series Sweep at Oakland (4 games): None

Last Rays Series Sweep at Tampa Bay (3 games): April 19-21, 2013

Last Rays Series Sweep at Tampa Bay (4 games): July 24-27, 1998

Most Runs in a Game by Oakland: 17, September 15, 2000 (17-3)

Most Runs in a Game by Tampa Bay: 14 (twice), last: August 25, 2007 (14-3)

Widest Margin of Victory by Oakland: 13, May 30, 2001 (15-2)

Widest Margin of Victory by Tampa Bay: 11, August 25, 2007 (14-3)

SERIES BREAKDOWN

	W	L	PCT.
OAK vs. Rays (1998-2015)	96	61	.611
Totals	96	61	.611
at the Coliseum	53	24	.688
at Tropicana Field	43	37	.538

2016 SCHEDULE

Dates	Site	Times
May 13-15	TB	4:10, 3:10, 10:10
July 21-24	OAK	7:05, 7:05, 6:05, 1:05

2015 RECAP

Date	H-A	W-L	Score	Winner	Loser
5/21	A	L	0-3	Colome	Chavez
5/22	A	L	2-5	Archer	Kazmir
5/23	A	W	5-0	Graveman	Karns
5/24	A	W	7-2	Gray	Ramirez
8/21	H	L	1-2	Smyly	Bassitt
8/22	H	L	4-5	Colome	Venditte
8/23	H	W	8-2	Rodriguez	Geltz
Totals	3-4	27-19			

YEAR-BY-YEAR SERIES RESULTS

Year	Home	Road	Totals	Year	Home	Road	Totals	Year	Home	Road	Totals
1998	3-2	2-4	5-6	2005	3-0	1-5	4-5	2012	1-2	4-2	5-4
1999	5-1	4-0	9-1	2006	4-2	2-1	6-3	2013	3-0	0-3	3-3
2000	3-1	4-1	7-2	2007	1-2	3-4	4-6	2014	2-1	2-1	4-2
2001	5-1	2-1	7-2	2008	2-4	1-2	3-6	2015	1-2	2-2	3-4
2002	3-0	5-1	8-1	2009	2-1	4-3	6-4	Totals	53-24	43-37	96-61
2003	5-1	1-2	6-3	2010	4-3	0-2	4-5				
2004	3-0	4-2	7-2	2011	3-1	2-1	5-2				

MAJOR LEAGUE BASEBALL DIRECTORY

Office of the Commissioner • 245 Park Avenue • New York, NY 10167 • (212) 931-7800

Chief Communications Officer: Patrick Courtney (212) 931-7878

Senior Vice President, Club Relations: Phyllis Merhige (212) 931-7616

Senior Vice President, Club Relations & Scheduling: Katy Feeny (212) 931-7706



OPPONENTS

TEXAS RANGERS



American League West
 Globe Life Park in Arlington
 1000 Ballpark Way, Suite 400
 Arlington, TX 76011

Switchboard: (817) 273-5222

Press Box: (817) 273-5017, 5074

Media Relations: (817) 273-5203

Media Relations FAX: (817) 273-5110

Co-Chairmen Ray C. Davis, Bob R. Simpson
 President of Baseball Operations and General Manager Jon Daniels
 Manager Jeff Banister

88-74 (1 season)

Executive Vice President, Communications John Blake (817) 273-5208

Senior Director, Media Relations Rich Rice (817) 273-5204

Manager, Media Relations Brian SanFilippo (817) 436-5909

Director of Travel Josh Shelton

Stadium Globe Life Park in Arlington

Capacity / Opened 48,114 / 1994

SERIES FACTS

Longest A's Winning Streak: 9 (twice), last: June 26, 2003-April 6, 2004

Longest Rangers Winning Streak: 13, July 6, 1977-May 18, 1978

Last A's Series Sweep at Oakland (3 games): October 1-3, 2012

Last A's Series Sweep at Oakland (4 games): None

Last A's Series Sweep at Texas (3 games): June 23-25, 2015

Last A's Series Sweep at Texas (4 games): July 21-24, 2005

Last Rangers Series Sweep at Oakland (3 games): September 22-24, 2015

Last Rangers Series Sweep at Oakland (4 games): Sept. 23-25, 1977

Last Rangers Series Sweep at Texas (3 games): September 7-9, 2007

Last Rangers Series Sweep at Texas (4 games): July 7-10, 2011

Most Runs in a Game by Oakland: 23, September 30, 2000 (23-2)

Most Runs in a Game by Texas: 17, May 5, 2000 (17-16)

Widest Margin of Victory by Oakland: 21, Sept. 30, 2000 (23-2)

Widest Margin of Victory by Texas: 14, August 9, 2006 (14-0)

SERIES BREAKDOWN

	W	L	PCT.
KC vs. Senators (1961-67)	63	62	.504
OAK vs. Senators (1968-71)	34	20	.630
OAK vs. Rangers (1972-2015)	332	343	.492
Totals	429	425	.502
at the Coliseum	173	164	.513
at Globe Life Park	92	91	.503

2016 SCHEDULE

Dates	Site	Times
May 16-18	OAK	7:05, 7:05, 12:35
June 13-16	OAK	7:05, 7:05, 7:05, 12:35
July 25-27	TEX	5:05, 5:05, 5:05
August 15-17	TEX	5:05, 5:05, 5:05
Sept. 16-18	TEX	5:05, 5:05, 12:05
Sept. 23-25	OAK	6:35, 1:05, 1:05

2015 RECAP

Date	H-A	W-L	Score	Winner	Loser
4/6	H	W	8-0	Gray	Gallardo
4/7	H	L	1-3	Lewis	Hahn
4/8	H	W	10-0	Kazmir	Detwiler
4/9	H	L	1-10	Martinez	Graveman
5/1	A	W	7-5	Otero	Mendez
5/2	A	L	7-8 (10)	Kela	Cook
5/3	A	W	7-1	Gray	Gallardo
6/9	H	L	1-2	Martinez	Gray
6/10	H	W	5-4	Clippard	Kela
6/11	H	W	7-0	Kazmir	Gonzalez
6/23	A	W	8-6	Chavez	Gonzalez
6/24	A	W	8-2	Graveman	Rodriguez
6/25	A	W	6-3	Gray	Kela
9/11	A	L	0-4	Lewis	Chavez
9/12	A	W	5-3	Nolin	Gallardo
9/13	A	L	4-12	Gonzalez	Doubront
9/22	H	L	6-8	Gonzalez	Pomeranz
9/23	H	L	3-10	Lewis	Doubront
9/24	H	L	1-8	Hamels	Bassitt
Totals		10-9	95-89		

YEAR-BY-YEAR SERIES RESULTS

Year	Home	Road	Totals	Year	Home	Road	Totals	Year	Home	Road	Totals
1972	4-2	7-2	11-4	1987	3-4	3-3	6-7	2002	8-2	5-4	13-6
1973	7-2	4-5	11-7	1988	4-2	4-3	8-5	2003	8-1	7-3	15-4
1974	3-6	5-4	8-10	1989	4-3	4-2	8-5	2004	6-4	5-5	11-9
1975	6-3	6-3	12-6	1990	3-3	5-2	8-5	2005	4-6	7-2	11-8
1976	4-5	3-6	7-11	1991	2-5	2-4	4-9	2006	4-5	5-5	9-10
1977	2-6	0-7	2-13	1992	4-2	5-2	9-4	2007	6-4	3-6	9-10
1978	4-2	2-7	6-9	1993	4-3	1-5	5-8	2008	4-6	3-6	7-12
1979	1-6	1-5	2-11	1994	3-3	4-0	7-3	2009	6-4	5-4	11-8
1980	3-3	4-3	7-6	1995	3-4	2-4	5-8	2010	5-5	4-5	9-10
1981	2-1	2-1	4-2	1996	3-3	4-3	7-6	2011	4-6	2-7	6-13
1982	3-3	2-5	5-8	1997	3-3	2-4	5-7	2012	7-2	4-6	11-8
1983	2-5	0-6	2-11	1998	2-4	4-2	6-6	2013	4-5	6-4	10-9
1984	5-1	3-4	8-5	1999	4-2	1-5	5-7	2014	2-7	7-3	9-10
1985	3-4	3-3	6-7	2000	4-2	1-5	5-7	2015	4-6	6-3	10-9
1986	2-4	1-6	3-10	2001	4-5	5-5	9-10	Totals	173-164	159-179	332-343

TORONTO BLUE JAYS



American League East

Rogers Centre

1 Blue Jays Way, Suite 3200

Toronto, Ontario M5V 1J1

Switchboard: (416) 341-1000

Press Box: (416) 341-1178

Media Relations: (416) 341-1303

Media Relations FAX: (416) 341-1250

SERIES BREAKDOWN

	W	L	PCT.
OAK vs. Blue Jays (1977-2015)	212	187	.531
Totals	212	187	.531
at the Coliseum	105	95	.525
at Rogers Centre	66	58	.532

2016 SCHEDULE

Dates	Site	Times
April 22-24	TOR	4:07, 10:07, 10:07
July 15-17	OAK	7:05, 1:05, 1:05

2015 RECAP

Date	H-A	W-L	Score	Winner	Losers
7/21	H	L	1-7	Buehrle	Graveman
7/22	H	W	4-3 (10)	Rodriguez	Osuna
7/23	H	L	2-5	Dickey	Otero
8/11	A	L	2-4	Hutchison	Graveman
8/12	A	L	3-10	Dickey	Brooks
8/13	A	L	2-4	Buehrle	Chavez
Totals		1-5	14-33		

Vice Chairman, Rogers Communications Inc Phil Lind
 President and Chief Executive Officer Mark Shapiro
 Executive V.P. of Baseball Operations & General Manager Ross Atkins
 Manager John Gibbons

555-541 (8 seasons)

Vice President, Communications Jay Stenhouse (416) 341-1248

Manager, Baseball Information Mal Romanin (416) 341-1249

Coordinator, Baseball Information Erik Grosman (416) 341-1252

Director, Team Travel and Clubhouse Operations Mike Shaw (416) 341-1251

Stadium Rogers Centre

Capacity / Opened 49,286 / 1989

SERIES FACTS

Longest A's Winning Streak: 9, July 22, 1980-May 24, 1981

Longest Blue Jays Winning Streak: 8, June 18-September 15, 1982

Last A's Series Sweep at Oakland (3 games): July 31-August 2, 2000

Last A's Series Sweep at Oakland (4 games): July 3-6, 2014

Last A's Series Sweep at Toronto (3 games): April 8-10, 2008

Last A's Series Sweep at Toronto (4 games): None

Last Blue Jays Series Sweep at Oakland (3 games): August 30-September 1, 1993

Last Blue Jays Series Sweep at Oakland (4 games): None

Last Blue Jays Series Sweep at Toronto (3 games): August 11-13, 2015

Last Blue Jays Series Sweep at Toronto (4 games): August 4-7, 2008

Most Runs in a Game by Oakland: 17 (twice), last: August 24, 2003 (17-2)

Most Runs in a Game by Toronto: 18, July 29, 1995 (18-11)

Widest Margin of Victory by Oakland: 16, July 25, 2012 (16-0)

Widest Margin of Victory by Toronto: 12 (twice), last: May 29, 2008 (12-0)

YEAR-BY-YEAR SERIES RESULTS

Year	Home	Road	Totals	Year	Home	Road	Totals	Year	Home	Road	Totals
1977	2-3	5-0	7-3	1991	3-3	3-3	6-6	2005	4-3	1-2	5-5
1978	5-0	2-4	7-4	1992	3-3	3-3	6-6	2006	3-1	3-3	6-4
1979	2-4	2-4	4-8	1993	1-5	4-2	5-7	2007	2-4	3-0	5-4
1980	4-2	4-2	8-4	1994	2-1	3-0	5-1	2008	1-2	3-4	4-6
1981	6-0	4-2	10-2	1995	2-3	1-4	3-7	2009	2-4	1-2	3-6
1982	0-6	3-3	3-9	1996	1-5*	3-3	4-8	2010	2-1	1-3	3-4
1983	4-2	2-4	6-6	1997	4-1	2-4	6-5	2011	2-2	3-3	5-5
1984	2-4	2-4	4-8	1998	3-3	2-3	5-6	2012	3-3	2-1	5-4
1985	2-4	3-3	5-7	1999	2-2	6-0	8-2	2013	1-2	3-1	4-3
1986	5-1	3-3	8-4	2000	4-2	3-1	7-3	2014	4-0	0-3	4-3
1987	3-3	4-2	7-5	2001	2-1	4-2	6-3	2015	1-2	0-3	1-5
1988	3-3	6-0	9-3	2002	3-3	0-3	3-6	Totals	105-97*	107-90	212-187
1989	4-2	3-3	7-5	2003	2-1	3-1	5-2	*includes 0-2 in Las Vegas			
1990	2-4	5-1	7-5	2004	4-2	2-1	6-3				

OPPONENTS

CHICAGO CUBS



National League Central

Wrigley Field
1060 West Addison
Chicago, IL 60613

Switchboard: (773) 404-2827

Press Box: (773) 404-4209

Media Relations: (773) 404-4191

Media Relations FAX: (773) 404-4129

Chairman Tom Ricketts
President, Baseball Operations Theo Epstein
Executive Vice President and General Manager Jed Hoyer
Manager Joe Maddon

878-794 (12 seasons)

97-65 (1 season with Chicago)

Director, Media Relations Peter Chase (773) 404-4020

Assistant Director, Media Relations Jason Carr (773) 404-4023

Traveling Secretary Vijay Tekchandani (773) 404-4117

Stadium Wrigley Field

Capacity / Opened 41,072 / 1914

SERIES FACTS

Longest A's Winning Streak: 1 (four times), last: July 4, 2013 to present

Longest Cubs Winning Streak: 2 (twice), last: June 16-17, 2010

Most Runs in a Game by Oakland: 9, June 15, 2010 (9-5)

Most Runs in a Game by Chicago: 7, July 2, 2013 (7-8)

Widest Margin of Victory by Oakland: 4, June 15, 2010 (9-5)

Widest Margin of Victory by Chicago: 4, June 16, 2010 (2-6)

SERIES BREAKDOWN

	W	L	PCT.
OAK vs. Cubs (2004-13)	4	5	.444
Totals	4	5	.444
at the Coliseum	2	1	.667
at Wrigley Field	2	4	.333

2016 SCHEDULE

Dates	Site	Times
August 5-7	CHC	7:05, 7:05, 1:05

YEAR-BY-YEAR SERIES RESULTS

Year	Home	Road	Totals
2004	0-0	1-2	1-2
2010	0-0	1-2	1-2
2013	2-1	0-0	2-1
Totals	2-1	2-4	4-5

CINCINNATI REDS



National League Central

Great American Ball Park
100 Joe Nuxhall Way
Cincinnati, OH 45202

Switchboard: (513) 765-7000

Press Box: (513) 765-7350

Media Relations: (513) 765-7800

Media Relations FAX: (513) 765-7180

President & Chief Executive Officer Bob Castellini
President of Baseball Operations Walt Jocketty
Vice President, General Manager Dick Williams
Manager Bryan Price

140-184 (2 seasons)

Director, Media Relations Rob Butcher (513) 765-7090

Assistant Director, Media Relations Larry Herms (513) 765-7092

Assistant Director, Media Relations Jamie Ramsey (513) 765-7093

Traveling Secretary Gary Wahoff (513) 765-7009

Stadium Great American Ball Park

Capacity / Opened 42,271 / 2003

SERIES FACTS

Longest A's Winning Streak: 7, June 21, 2002-June 18, 2007

Longest Reds Winning Streak: 3, June 21-23, 2010

Last A's Series Sweep at Oakland (3 games): June 7-9, 2004

Last A's Series Sweep at Cincinnati (3 games): June 21-23, 2002

Last Reds Series Sweep at Oakland (3 games): June 21-23, 2010

Most Runs in a Game by Oakland: 17, June 9, 2004 (17-8)

Most Runs in a Game by Cincinnati: 8, June 9, 2004 (8-17)

Widest Margin of Victory by Oakland: 11, June 7, 2004 (13-2)

Widest Margin of Victory by Cincinnati: 3 (twice), last: June 23, 2010 (3-0)

SERIES BREAKDOWN

	W	L	PCT.
OAK vs. Reds (2002-13)	10	6	.556
Totals	10	6	.556
at the Coliseum	7	4	.636
at Great American Ballpark	0	2	.000

2016 SCHEDULE

Dates	Site	Times
June 10-12	CIN	4:10, 1:10, 10:10

YEAR-BY-YEAR SERIES RESULTS

Year	Home	Road	Totals
2002	0-0	3-0	3-0
2004	3-0	0-0	3-0
2007	2-1	0-0	2-1
2010	0-3	0-0	0-3
2013	2-0	0-2	2-2
Totals	7-4	3-2	10-6

MILWAUKEE BREWERS



National League Central
 Miller Park
 One Brewers Way
 Milwaukee, WI 53214
 Switchboard: (414) 902-4400
 Press Box: (414) 902-4191
 Media Relations: (414) 902-4500
 Media Relations FAX: (414) 902-4053

Chairman and Principal Owner Mark Atanasiou
 Chief Operating Officer Rick Schlesinger
 General Manager David Stearns
 Manager Craig Counsell
 61-76 (1 season)
 Senior Director, Media Relations Mike Vassallo (414) 902-4473
 Senior Manager, Media Relations Ken Spindler (414) 902-4469
 Manager, Team Travel & Clubhouse Operations Matt Smith
 Stadium Miller Park
 Capacity / Opened 41,900 / 2001

SERIES FACTS

Longest A's Winning Streak: 9, October 1, 1970-June 20, 1971
 Longest Brewers Winning Streak: 8 (twice), last: June 16, 1991-June 8, 1992
 Last A's Series Sweep at Oakland (3 games): June 10-12, 2002
 Last A's Series Sweep at Oakland (4 games): None
 Last A's Series Sweep at Milwaukee (3 games): June 20-22, 1988
 Last A's Series Sweep at Milwaukee (4 games): None
 Last Brewers Series Sweep at Oakland (3 games): August 23-25, 1991
 Last Brewers Series Sweep at Oakland (4 games): None
 Last Brewers Series Sweep at Milwaukee (3 games): September 25-27, 1992
 Last Brewers Series Sweep at Milwaukee (4 games): August 24-26, 1993
 Most Runs in a Game by Oakland: 19, May 15, 1985 (19-3)
 Most Runs in a Game by Milwaukee: 16, June 13, 1996 (16-3)
 Widest Margin of Victory by Oakland: 16, May 15, 1985 (19-3)
 Widest Margin of Victory by Milwaukee: 13, June 13, 1996 (16-3)

SERIES BREAKDOWN

	W	L	PCT.
OAK vs. Seattle Pilots (1969)	13	5	.722
OAK vs. Brewers (1970-2013)	178	155	.535
Totals	191	160	.544
at the Coliseum (since 1970)	103	64	.617
at Miller Park	2	1	.667

2016 SCHEDULE

Dates	Site	Times
June 7-8	MIL	5:10, 5:10
June 21-22	OAK	7:05, 12:35

YEAR-BY-YEAR SERIES RESULTS

Year	Home	Road	Totals
1970	6-3	4-5	10-8
1971	7-2	8-1	15-3
1972	4-2	4-2	8-4
1973	4-2	4-2	8-4
1974	4-2	3-3	7-5
1975	3-3	4-2	7-5
1976	5-1	2-4	7-5
1977	3-2	2-3	5-5
1978	0-5	1-4	1-9
1979	4-2	2-4	6-6
1980	2-4	3-3	5-7
1981	2-1	0-3	2-4
1982	2-4	3-3	5-7
1983	4-2	2-4	6-6
1984	4-2	4-2	8-4
1985	4-2	5-1	9-3
1986	5-1	2-4	7-5
1987	3-3	3-3	6-6
1988	4-2	5-1	9-3
1989	4-2	3-3	7-5
1990	5-1	2-4	7-5
1991	3-3	1-5	4-8
1992	3-3	2-4	5-7
1993	5-1	0-6	5-7
1994	1-2	0-2	1-4
1995	1-3	1-4	2-7
1996	3-3	2-4	5-7
1997	5-1	1-4	6-5
2002	3-0	0-0	3-0
2013	0-0	2-1	2-1
Totals	103-64	75-91	178-155

OPPONENTS

PITTSBURGH PIRATES



National League Central
 PNC Park at North Shore
 115 Federal Street
 Pittsburgh, PA 15212
Switchboard: (412) 323-5000
Press Box: (412) 325-4622
Media Relations: (412) 325-4728
Media Relations FAX: (412) 325-4413

Chairman of the Board Bob Nutting
 President Frank Coonelly
 Executive Vice President, General Manager Neal Huntington
 Manager Clint Hurdle
 965-1004 (13 seasons)
 431-379 (5 seasons with Pittsburgh)
 Director, Baseball Communications Jim Trdinich (412) 325-4728
 Director, Media Relations Dan Hart (412) 325-4976
 Traveling Secretary Greg Johnson (412) 325-4715
 Stadium PNC Park
 Capacity / Opened 38,362 / 2001

SERIES FACTS

Longest A's Winning Streak: 11, June 18, 2002-July 9, 2013
 Longest Pirates Winning Streak: 1, July 10, 2013 to present
 Last A's Series Sweep at Oakland (3 games): June 25-27, 2010
 Last A's Series Sweep at Pittsburgh (3 games): June 18-20, 2002
 Most Runs in a Game by Oakland: 14, June 25, 2010 (14-4)
 Most Runs in a Game by Pittsburgh: 11, June 12, 2004 (11-12)
 Widest Margin of Victory by Oakland: 10 (twice), last: June 25, 2010 (14-4)
 Widest Margin of Victory by Pittsburgh: 5, July 10, 2013 (5-0)

SERIES BREAKDOWN

	W	L	PCT.
OAK vs. Pirates (2002-13)	11	1	.917
Totals	11	1	.917
at the Coliseum	6	0	1.000
at PNC Park	5	1	.833

2016 SCHEDULE

Dates	Site	Times
July 1-3	OAK	7:05, 7:05, 1:05

YEAR-BY-YEAR SERIES RESULTS

Year	Home	Road	Totals
2002	0-0	3-0	3-0
2004	3-0	0-0	3-0
2010	3-0	0-0	3-0
2013	0-0	2-1	2-1
Totals	6-0	5-1	11-1

ST. LOUIS CARDINALS



National League Central
 Busch Stadium
 700 Clark Street
 St. Louis, MO 63102
Switchboard: (314) 345-9600
Press Box: (314) 345-9600
Media Relations: (314) 345-9600
Media Relations FAX: (314) 345-9530

Chairman and Chief Executive Office William O. DeWitt, Jr.
 President William O. DeWitt III
 Sr. Vice President/General Manager John Mozeliak
 Manager Mike Matheny
 325-273 (4 seasons)
 Director, Communications Brian Bartow (314) 345-9313
 Manager, Communications Melody Yount (314) 345-9470
 Traveling Secretary C. J. Cherre (314) 345-9336
 Stadium Busch Stadium
 Capacity / Opened 45,582 / 2006

SERIES FACTS

Longest A's Winning Streak: 2, June 20, 2010-June 28, 2013
 Longest Cardinals Winning Streak: 4, June 16, 2007-June 19, 2010
 Last Cardinals Series Sweep at St. Louis (3 games): June 15-17 2004
 Most Runs in a Game by Oakland: 14, June 15, 2007 (14-3)
 Most Runs in a Game by St. Louis: 15, June 16, 2007 (15-6)
 Widest Margin of Victory by Oakland: 11, June 15, 2007 (14-3)
 Widest Margin of Victory by St. Louis: 9, June 16, 2007 (15-6)

SERIES BREAKDOWN

	W	L	PCT.
OAK vs. Cardinals (2004-13)	4	8	.333
Totals	4	8	.333
at the Coliseum	3	3	.500
at Busch Stadium	1	2	.333

2016 SCHEDULE

Dates	Site	Times
August 26-28	STL	5:15, 4:15, 11:15

YEAR-BY-YEAR SERIES RESULTS

Year	Home	Road	Totals
2004	0-0	0-3	0-3
2007	1-2	0-0	1-2
2010	0-0	1-2	1-2
2013	2-1	0-0	2-1
Totals	3-3	1-5	4-8

SAN FRANCISCO GIANTS



National League West
 AT&T Park
 24 Willie Mays Plaza
 San Francisco, CA 94107
Switchboard: (415) 972-2000
Press Box: (415) 972-2450/2451
Media Relations: (415) 972-2445
Media Relations FAX: (415) 947-2800

President and Chief Executive Officer Laurence M. Baer
Executive Vice President, Baseball Operations Brian R. Sabean
Senior Vice President, General Manager Bobby Evans
Manager Bruce Bochy
 1702-1682 (21 seasons)
 751-707 (9 seasons with San Francisco)
Senior Director, Broadcast Services Maria Jacinto (415) 972-2447
Senior Director, Media Relations Matt Chisholm (415) 972-2441
Media Relations Manager Liam Connolly (415) 972-2448
Director, Team Travel Bret Alexander
Stadium AT&T Park
Capacity / Opened 41,915 / 2000

SERIES FACTS

Longest A's Winning Streak: 7, June 8, 2007-June 27, 2008
Longest Giants Winning Streak: 6, June 11, 2010-May 22, 2011
Last A's Series Sweep at Oakland (2 games): July 7-8, 2014
Last A's Series Sweep at Oakland (3 games): June 17-19, 2011
Last A's Series Sweep at San Francisco (3 games): June 13-15, 2008
Last Giants Series Sweep at Oakland (3 games): None
Last Giants Series Sweep at San Francisco (3 games): July 24-26, 2015
Most Runs in a Game by Oakland: 16, June 26, 2005 (16-0)
Most Runs in a Game by San Francisco: 18, June 4, 2000 (18-2)
Widest Margin of Victory by Oakland: 16, June 26, 2005 (16-0)
Widest Margin of Victory by San Francisco: 16, June 4, 2000 (18-2)

SERIES BREAKDOWN

	W	L	PCT.
OAK vs. Giants (1997-2015)	54	52	.509
Totals	54	52	.509
at the Coliseum	32	21	.604
at AT&T Park	18	28	.391

2016 SCHEDULE

Dates	Site	Times
June 27-28	SF	7:15, 7:15
June 29-30	OAK	7:05, 7:05

2015 RECAP

Date	H-A	W-L	Score	Winner	Loser
7/24	A	L	3-9	Peavy	Chavez
7/25	A	L	1-2	Bumgarner	Bassitt
7/26	A	L	3-4	Hudson	Graveman
9/25	H	W	5-4	Gray	Leake
9/26	H	L	10-14	Osich	Dull
9/27	H	L	4-5	Heston	Nolin
Totals	1-5	26-28			

YEAR-BY-YEAR SERIES RESULTS

Year	Home	Road	Totals	Year	Home	Road	Totals	Year	Home	Road	Totals
1997	1-1	1-1	2-2	2004	1-2	2-1	3-3	2011	3-0	0-3	3-3
1998	0-2	2-0	2-2	2005	3-0	1-2	4-2	2012	1-2	1-2	2-4
1999	2-1	1-2	3-3	2006	1-2	2-1	3-3	2013	2-0	1-1	3-1
2000	2-1	1-2	3-3	2007	2-1	3-0	5-1	2014	2-0	1-1	3-1
2001	2-1	0-3	2-4	2008	1-2	3-0	4-2	2015	1-2	0-3	1-5
2002	2-1	2-1	4-2	2009	1-2	0-3	1-5	Totals	32-21	22-31	54-52
2003	2-1	1-2	3-3	2010	3-0	0-3	3-3				

OAKLAND A'S TOP HITTING STREAKS

G	Player	Year	G	Player	Year	G	Player	Year
25	Jason Giambi	1997	17	Mark Ellis	2010-11	16	Billy Burns	2015
24	Miguel Tejada	2002		Terrence Long	2000		Mark Kotsay	2006
	Carney Lansford	1984		Jason Giambi	1998		Jermaine Dye	2001
22	Eric Byrnes	2003		Brent Gates	1995		Jason Giambi	1998
19	Jason Giambi	1996		Geronimo Berroa	1995		Gene Tenace	1975
	Carney Lansford	1989		Stan Javier	1994		Danny Cater	1969
	Carney Lansford	1983		Carney Lansford	1988			
18	Jason Giambi	1999		Luis Polonia	1987			
	Scott Spiezio	1998		Donnie Hill	1985			
	Mark McGwire	1995		Mike Edwards	1978			
				Joe Rudi	1972			
				Bert Campaneris	1972			

Live Athletics Baseball on Your Favorite Devices.



At Bat[®]

athletics.com[™]



Available on supported iPhone, iPad, iPod Touch, Android phones and tablets, Kindles, and Fire phone.

© 2016 MLB Advanced Media, L.P. All Major League Baseball trademarks, service marks and copyrights used herein are the property of the applicable MLB entity. All rights reserved. Any other marks used herein are trademarks of their respective owners. Photos: Getty Images.



PLAYER DEVELOPMENT



Chad Pinder was named the A's Organization Hitter of the Year while Ryan Dull earned Pitcher of the Year honors.

ATHLETICS MINOR LEAGUE DIRECTORY

SCOUTING DIRECTORY

Assistant General Manager	Dan Kantrowitz
Assistant General Manager/Professional Scouting and Player Personnel	Dan Feinstein
Assistant General Manager, Director of Player Personnel	Billy Owens
Director of Scouting	Eric Kubota
Director of Latin American Operations	Raymond Abreu
Assistant Director of Scouting	Michael Holmes
Coordinator of Latin American Scouting	Julio Franco
Professional Scouts	Will Schock, Mike Ziegler, Jeff Bittiger, Steve Sharpe, Tom Thomas, Dan Freed, Trevor Ryan
West Coast Supervisor	Scott Kidd
Midwest Supervisor	Ron Marigny
East Coast Supervisor	Marc Sauer
Northeast Supervisor	Pat Portugal
Scouting Assistant	Ben Lowry

PLAYER DEVELOPMENT DIRECTORY

Director of Player Development	Keith Lieppman
Director of Minor League Operations	Ted Polakowski
Director of Baseball Administration	Pamela Pitts
Executive Assistant of Baseball Operations	Betty Shinoda
Minor League Hitting Coordinator	Jim Eppard
Minor League Pitching Coordinator	Gil Patterson
Minor League Defensive, Baserunning and Bunting Coordinator	Juan Navarrete
Minor League Field Coordinator	Aaron Nieckula
Coordinator of Medical Services	Larry Davis
Minor League Medical Coordinator	Jeff Collins
Minor League Strength and Conditioning Coordinator	Josh Cuffe
Minor League Pitching Rehab Coordinator	Craig Lefferts
Minor League Rehab Coordinator	Nate Brooks
Minor League Video Coordinator	Mark Smith
Major and Minor League Coordinator of EAP Services	Dr. Marc Strickland
Arizona Clubhouse Manager	James Gibson
Arizona Assistant Clubhouse Managers	Thomas Miller, Chad Yaconetti
Arizona Groundskeeper	Chad Huss
Administrative Assistant Player Development	Nancy Moriuchi

TERRITORIAL SCOUTS

Name	Territory	Resides
Anthony Aloisi	Southern California	Laguna Niguel, CA
Neil Avent	North Carolina, South Carolina, Virginia, West Virginia	Greensboro, NC
Al Skorupa	Kansas, Oklahoma, Nebraska, Western Missouri, Arkansas	Topeka, KS
Armann Brown	Texas	Austin, TX
Jermaine Clark	Northern California, Northern Nevada	Discovery Bay, CA
Jim Coffman	Washington, Idaho, Oregon, Montana, Western Canada	Portland, OR
Craig Conklin	Southern California	Malibu, CA
Scott Cousins	Arizona, Colorado, Southern Nevada, New Mexico, Utah, Wyoming	Scottsdale, AZ
Matt Higginson	Canada, Western New York, Western Pennsylvania	Burlington, ON
Kevin Mello	Illinois, Iowa, Minnesota, Eastern Missouri, North Dakota, South Dakota	Chicago, IL
	Wisconsin, Central Canada	
Kelcey Mucker	Alabama, Louisiana, Mississippi, North Florida	Baton Rouge, LA
Trevor Schaffer	Florida	Belleair, FL
Rich Sparks	Indiana, Kentucky, Michigan, Ohio	Macomb Township, MI
Jemel Spearman	Georgia, Tennessee	Cumming, GA
Ron Vaughn	New Jersey, Delaware, Maryland, New England, Eastern New York, Eastern Pennsylvania	Windsor, CT

INTERNATIONAL SCOUTS

Territory	Name
Dominican Republic	Juan Carlos De La Cruz, Angel Eusebio, Pablo Marmol, Amaury Reyes
Venezuela	Ruben Barradas, Andri Garcia, Oswaldo Troconis, Juan Carlos Villanueva
Panama/Nicaragua	Juan Mosquera
Colombia	Tito Quintero
South Korea	Lewis Kim
Taiwan	Adam Hislop

ATHLETICS SCOUTING ASSIGNMENTS



Anthony Aloisi
Southern CA



Neil Avent
NC, SC, VA, WV



Jeff Bittiger
Professional Scout



Armann Brown
TX



Jermaine Clark
No CA, No NV



Jim Coffman
WA, ID, OR, MT,
Western Canada



Craig Conklin
Southern
California



Scott Cousins
AZ, CO, So. NV,
NM, UT, WY



Dan Freed
Professional Scout



Matt Higginson
Canada, Western
NY, Western PA



Michael Holmes
Assistant Director
of Scouting



Scott Kidd
West Coast
Supervisor



Ron Marigny
Midwest
Supervisor



Kevin Mello
IL, IA, MN, E MO,
ND, SD, WI, Cent
Canada



Kelcey Mucker
AL, LA, MS, No. FL



Pat Portugal
Northeast
Supervisor



Trevor Ryan
Professional Scout



Marc Sauer
East Coast
Supervisor



Trevor Schaffer
FL



Will Schock
Professional Scout



Steve Sharpe
Professional Scout



Al Skorupa
KS, OK, NE, W.
MO, AR



Rich Sparks
IN, KY, MI, OH



Jemel Spearman
GA, TN



Ron Vaughn
NJ, DE, MD, New
Eng., E. NY, E. PA



Mike Ziegler
Professional Scout

ATHLETICS MINOR LEAGUE AFFILIATES

NASHVILLE SOUNDS (TRIPLE-A)

First Tennessee Park
401 Jackson Street
Nashville, TN 37219
(615) 690-4487
FAX: 256-5684

www.nashvillesounds.com

League: Pacific Coast League

Principal Owner/CEO: Frank Ward

Chief Operating Officer: Gary Arthur

Media Relations: Chad Seely

chads@nashvillesounds.com; (615) 515-1107

Manager: Steve Scarso

Pitching Coach: Rick Rodriguez

Hitting Coach: Eric Martins

Athletic Trainer: Brad LaRosa

Strength and Conditioning: A.J. Seeliger



BELOIT SNAPPERS (SINGLE-A)

Pohlman Field
2301 Skyline Drive
Beloit, WI 53511
(608) 362-2272
FAX: 362-0418

www.snappersbaseball.com

League: Midwest League

President: Dennis Conerton

General Manager: Seth Flolid

Media Relations: Robert Coon

rcoon@snappersbaseball.com; (608) 362-2272

Manager: Fran Riordan

Pitching Coach: Don Schulze

Hitting Coach: Juan Dilone

Athletic Trainer: Brian Thorson

Strength and Conditioning: Matt Rutledge



MIDLAND ROCKHOUNDS (DOUBLE-A)

Security Bank Ballpark
5514 Champions Drive
Midland, TX 79706
(432) 520-2255
FAX: 520-8326

www.midlandrockhounds.org

League: Texas League

Principal Owners: Miles Prentice, Bob Richmond

President: Miles Prentice

General Manager: Monty Hoppel

Media Relations: Frank Longobardo

flongobardo@midlandrockhounds.org; (432) 520-2255

Manager: Ryan Christenson

Pitching Coach: John Wasdin

Hitting Coach: Brian McArn

Athletic Trainer: Justin Whitehouse

Strength and Conditioning: Henry Torres



VERMONT LAKE MONSTERS (SHORT A)

Centennial Field
1 King Street Ferry Dock
Burlington, VT 05401
(802) 655-4200
FAX: 655-5660

www.vermontlakemonsters.com

League: New York-Penn League

Principal Owner/President: Ray Pecor

Vice President: Kyle Bostwick

General Manager: Joe Doud

Media Relations: Paul Stanfield

paul.lakemonsters@hotmail.com; (802) 363-8586

Manager: Aaron Nieckula

Pitching Coach: Carlos Chavez

Hitting Coach: Lloyd Turner

Athletic Trainer: Toshi Nagahara

Strength and Conditioning: Omar Aguilar



STOCKTON PORTS (SINGLE-A)

Banner Island Ballpark
404 West Fremont Street
Stockton, CA 95203
(209) 644-1900
FAX: 644-1931

www.stocktonports.com

League: California League

Chairman/CEO: Tom Volpe

President: Pat Filippone

General Manager: Bryan Meadows

Media Relations: Kellie Ryan

kryan@stocktonports.com; (209) 644-1953

Manager: Rick Magnante

Pitching Coach: Steve Connelly

Hitting Coach: Tommy Everidge

Athletic Trainer: Travis Tims

Strength and Conditioning: Sean Doran



ARIZONA A'S (ROOKIE)

Fitch Park
160 E. 6th Place
Mesa, AZ 85201
(480) 387-5800
FAX: TBA

League: Arizona League

Manager: Webster Garrison

Pitching Coach: Gabriel Ozuna

Hitting Coach: Ruben Escalera

Athletic Trainer: Chris Lessner

Strength Coach: Terence Brannic



MINOR LEAGUE FIELD STAFF

JIM EPPARD

Minor League Hitting Coordinator

Originally drafted by the A's in the 13th round of the 1982 draft out of Cal, Jim Eppard rejoins the A's as the organization's new minor league hitting coordinator. Most recently, Eppard spent two seasons as assistant hitting coordinator for Los Angeles (AL) after serving as the club's hitting coach from May 15, 2012 through the end of the 2013 season. Before coaching the big league squad, he served as hitting coach at Triple-A Salt Lake for nine-plus seasons from 2003-12. Prior to joining the Angels organization, he spent eight seasons in the Rockies' minor league system as hitting coach for Triple-A Colorado Springs (2000-02) and as manager at three different Rockies affiliates from 1995-99.

As a player, he spent 12 years in pro baseball, including four as a Major Leaguer with the Angels and Blue Jays. He hit .281 in 82 career Major League games and is a lifetime .310 hitter in 1,199 minor league games, winning four minor league batting titles in four different leagues.

Jim lives in Rapid City, South Dakota with his wife Lou Ann.



GIL PATTERSON

Minor League Pitching Coordinator

Gil Patterson returns for his third stint as the A's minor league pitching instructor after spending the last three seasons in similar roles with the New York Yankees (2013-15). He previously held this position with the A's in 1996 and from 2008-12. Prior to his second stint with the A's, he spent three years coaching in the Yankees minor league system with the GCL Yankees (2006-07) and Triple-A Columbus (2005).

He also has served as Toronto's bullpen coach in 2001 and its pitching coach from 2002-04, after serving as the Arizona minor league pitching coordinator from 1997-2000. Patterson originally joined the Oakland organization in 1991, coaching in the Arizona Rookie League in Scottsdale. He coached for the A's Single-A affiliate in Madison from 1992-93, Single-A West Michigan in 1994 and the Rookie League Scottsdale A's in 1995 before his first stint as the roving minor league pitching instructor in 1996.

He began his coaching career at Triple-A Columbus and Single-A Oneonta with the New York Yankees organization in 1984. Patterson was the Yankees first selection of the secondary phase of the 1975 June draft. He made his professional debut that year with Single-A Oneonta, leading the New York-Penn League in strikeouts (97). Patterson tossed a no-hitter on June 28, 1976 with Double-A West Haven before being promoted to Triple-A Syracuse. He opened the 1977 season in Syracuse before making his Major League debut with the Yankees at age 21. He appeared in 10 games (six starts) with the eventual World Series champions in 1977 while posting a 1-2 record and 5.45 ERA.

Patterson suffered a torn rotator cuff and spent considerable time on the disabled list in 1978 and 1979. He pitched in the Yankees minor league system in 1980-81 and the San Francisco Giants organization in 1982 before having career-ending Tommy John surgery following spring training in 1983. In total, Patterson underwent eight operations during his career.


Patterson makes his offseason home in Odessa, Fla. with his wife, Jan. The couple has four children — Brandy, Raquel, Kyle and G.T.



JUAN NAVARRETE

Minor League Defensive, Baserunning and Bunting Coordinator

Juan Navarrete is in his second season as the A's minor league defensive, baserunning and bunting coordinator after 12 seasons as minor league roving infield instructor and two years as minor league roving hitting instructor. Navarrete spent the previous seven seasons as a minor league manager and compiled a 390-338 (.536) record during that span. In his first two seasons as a manager for the A's Arizona Rookie League team (1995-97), he earned manager and co-manager of the year honors after guiding the team to first- and second-place finishes, respectively. Navarrete was promoted to Single-A



Minor League Field Staff, continued

Modesto in 1998 and took over the managerial duties at Single-A Visalia in 1999, where he guided the Oaks to playoff appearances in two of his three seasons.

A former infielder, Navarrete's playing career spanned 21 years (1970-90). He spent the majority of his career with the Saltillo Saraperos of the Mexican League as a player (1970-71; 78-82) and as a player-manager (1983-85). Navarrete was an eight-time all-star and a member of Saltillo's 1980 championship squad. He also played six seasons in the Montreal organization (1972-77). Navarrete spent his winters in the Mexican-Pacific Winter League (1972-90) and is among the all-time leaders in various statistical categories. In 1998, Navarrete was inducted into the Mexican Baseball Hall of Fame.

Navarrete makes his home in Saltillo, Mexico with his wife, Maria, and two daughters, Airam and Ana.

LARRY DAVIS

Coordinator of Medical Services

Larry Davis begins his 44th season with the A's organization and ninth as coordinator of medical services. He oversees and administrates all health and injury issues throughout the organization

Before his current post, Davis served 10 seasons (1998-2007) as the A's head trainer and 14 previous years (1984-97) as an assistant trainer for the big league club. A native of Tucson, Ariz., Davis attended the University of Arizona where he majored in physical education. He began his baseball career in 1973 as the head trainer, traveling secretary and equipment manager of the Tucson Toros, then Oakland's Triple-A affiliate. He remained in that capacity for 11 seasons as the affiliate moved to San Jose, Vancouver, Ogden and Tacoma.

Larry makes his home in Mesa, Ariz. with his wife, Suzi.



JEFF COLLINS

Minor League Medical Coordinator

Jeff Collins is in his 19th season in the A's organization, his 16th as minor league medical coordinator. Collins also served as athletic trainer for Short-Season Vancouver in 2004 and previously served in the same capacity for Single-A Visalia (2000) and Short-Season Southern Oregon (1998-99).

Collins holds a degree in athletic training from Southern Illinois University at Carbondale and received his masters in health, wellness and exercise science at the University of Nevada at Reno. He is a certified member of the National Athletic Trainers' Association (NATA) and is a licensed athletic trainer in the state of Arizona, where he resides with his wife, Renea, and their daughter, Breanne.



NASHVILLE SOUNDS STAFF

STEVE SCARSONE

Manager

Steve Scarsonne enters his fourth season managing the A's top affiliate after previously holding the same position with Double-A Midland from 2010-11. He previously logged managerial stints with Stockton (2010) and Kane County (2009) as well as Lancaster (2002) and South Bend (2001), all Single-A affiliates.

Scarsonne played seven seasons as a Major League utility infielder with Philadelphia (1992), Baltimore (1992), San Francisco (1993-96), St. Louis (1997) and Kansas City (1999). He had his best season in 1995, batting .266 with 11 home runs and 29 RBI for the Giants. Scarsonne was originally drafted by Philadelphia in the 2nd round of the 1986 draft. He played six seasons in the minors before making his Major League debut with the Phillies in 1992.

Scarsonne makes his offseason home in Scottsdale, Ariz. with his wife, Becki. The couple has two children, a daughter, Leah, and son, Ty.



MANAGERIAL RECORD

Year	Team	League	Record	Finish
2001	South Bend (A)	Midwest League	70-66	4th/3rd
2002	Lancaster (A)	California League	63-77	5th/2nd
2009	Kane County (A)	Midwest League	76-64	1st/4th
2010	Stockton (A)	California League	74-66	4th/1st
2011	Midland (AA)	Texas League	63-77	3rd/3rd
2012	Midland (AA)	Texas League	64-74	3rd/4th
2013	Sacramento (AAA)	Pacific Coast League	79-65	2nd
2014	Sacramento (AAA)	Pacific Coast League	79-65	2nd
2015	Nashville (AAA)	Pacific Coast League	68-78	3rd
Totals			634-632	

2001 Playoffs: Defeated Michigan 2-0 in quarterfinals; defeated Dayton 2-0 in semifinals; final series was abandoned due to attacks on September 11

2002 Playoffs: Defeated by Lake Elsinore 2-0 in quarterfinals

2009 Playoffs: Defeated by Burlington 2-0 in quarterfinals

2010 Playoffs: Defeated by Modesto 2-0 in quarterfinals

RICK RODRIGUEZ

Pitching Coach

Rick Rodriguez returns for his fourth stint as pitching coach of the A's top affiliate after previously serving in that capacity from 2000-02, 2004-10, and 2013-14. He also served as pitching coach for Stockton in 2015, as Oakland's bullpen coach from 2011-12, and as the manager of Single-A Modesto in 2003.

This is his 32nd year in the A's organization, including seven seasons as a player and 23 as a minor league coach. Prior to becoming the pitching coach in Sacramento in 2000, he coached for the rookie-level Arizona League A's (1992), Short-Season Southern Oregon (1993-94), and Single-A Modesto (1995-99).

Rodriguez was originally selected by Oakland in the second round of the 1981 June draft and spent seven seasons with the A's organization, including two in the majors with Oakland. He went 1-2 with a 6.61 ERA in three starts in 1986 and 1-0 with a 2.96 ERA in 15 relief appearances in 1987. Rodriguez also pitched for Cleveland (1988) and San Francisco (1990) in his big league career, compiling a 3-4 record and 5.73 ERA in 31 games, including eight starts. His playing career concluded in 1991 when he made three appearances for Triple-A Phoenix in the Giants' farm system.

An East Bay native, Rodriguez was born in Oakland and graduated from Castro Valley High School in 1978. He attended Chabot Junior College in Hayward and the University of California, Riverside. Rodriguez was named to the Castro Valley Sports Hall of Fame in 2011.

Rodriguez currently resides in Folsom, Calif.



ERIC MARTINS

Hitting Coach

Eric Martins enters his first season as hitting coach for Triple-A Nashville after serving in the same capacity with Double-A Midland last season. From 2007-14, he served as an A's scout and was responsible for signing A.J. Griffin, Daniel Robertson, and 2014 first-round selection Matt Chapman, among others.

Originally a 17th round selection by the A's in 1994 out of Long Beach State, Martins played professionally for 11 seasons, including parts of four seasons with A's Triple-A affiliates. He was a part of the 1997 Edmonton team that captured the Pacific Coast League championship and the 1999 Vancouver team that won the Triple-A World Series.

Martins has run the A's Scoutball Team for the past six fall seasons and also has served on the staff of the Southern California Area Code Games team. He lives in Placentia, Calif.



BRAD LAROSA

Athletic Trainer

Brad LaRosa enters his ninth season as athletic trainer for the A's top minor league affiliate. He previously spent five seasons as an athletic trainer at the Double-A Level (three years with the St. Louis Cardinals organization, two years with the Florida Marlins). LaRosa was named Texas League athletic trainer of the year in both 2006 and 2007. He was also named PBATS minor league athletic trainer of the year in 2007 and Pacific Coast League trainer of the year in 2012 and worked the Futures Game in 2008.

LaRosa is a certified member of the National Athletic Trainers' Association (NATA) and the Illinois Athletic Trainers Association. He is licensed in Illinois and Missouri. LaRosa obtained his bachelors and masters degrees in kinesiology at Southern Illinois University at Edwardsville. LaRosa and his wife, Denise, have two daughters, Lydia and Emma, and make their home in Illinois.



MIDLAND ROCKHOUNDS STAFF

RYAN CHRISTENSON

Manager

Ryan Christenson enters his second season as manager of Double-A Midland after leading the RockHounds to their second consecutive Texas League championship in 2015. He previously served for one season each in the same capacity with Stockton (2014) and Beloit (2013), leading both of those clubs to playoff appearances.

Christenson played parts of six seasons in the Major Leagues with the A's (1998-2001), Diamondbacks (2001), Brewers (2002) and Rangers (2003). An A's 10th-round pick in the 1995 draft, Christenson made his Major League debut with Oakland in 1998 and batted .257 in 117 games. He had a .222 batting average in 452 games in his career.

Christenson resides in Tyrone, Ga. with his wife, Micki, and children, Cassidy and Cameron.



MANAGERIAL RECORD

Year	Team	League	Record	Finish
2013	Beloit (A)	Midwest League	77-62	1st/3rd
2014	Stockton (A)	California League	85-55	2nd/1st
2015	Midland (AA)	Texas League	83-57	2nd/1st
Totals			245-174	

2013 Playoffs: Defeated Clinton 2-0 in the first round of the Midwest League playoffs; defeated by Quad Cities 2-1 in the Midwest League semi-finals

2014 Playoffs: Defeated by Visalia, 2-0 in the first round of the California League playoffs

2015 Playoffs: Defeated Corpus Christi 3-1 in Texas League semifinals; defeated NW Arkansas 3-0 in Texas League Championship Series

JOHN WASDIN

Pitching Coach

John Wasdin enters his second season as pitching coach of Double-A Midland after previously serving in the same role with Stockton (2014), Beloit (2013), Burlington (2012) and Vermont (2011)

Wasdin, an A's first round pick in the 1993 draft (25th overall), played 12 seasons in the Major Leagues with Oakland (1995-96), Boston (1997-2000), Colorado (2000-01), Baltimore (2001), Toronto (2003), Texas (2004-06) and Pittsburgh (2007). His best season came in 1999, when he went 8-3 with a 4.12 ERA in 45 games for the Red Sox. Wasdin also spent the 2008 season in the minors, and pitched in Japan in both 2002 and 2009.



Wasdin resides in Jacksonville, Fla. with his wife, Darlene, and their three children, Avery, Cassidy and Braley.

BRIAN MCARN


Hitting Coach

Brian McArn returns for his third stint as Midland's hitting coach after serving in the same capacity with the RockHounds in 2004 and 2013. This year is his 19th season as a hitting coach in the A's system, having previously coached for Stockton (2011-12, 2014-15), Sacramento (2005-10), and the A's former Single-A affiliate in Modesto (1998-2003).

Prior to joining the A's organization, McArn spent one season as the hitting coach for the Single-A Vermont Expos in the New York-Penn League. McArn began his coaching career at American River Junior College in Sacramento, where he served as an assistant coach.

Selected in the 26th round of the 1991 June draft, McArn spent two seasons in the A's organization before injuries ended his career in 1992.

McArn makes his offseason home in Elk Grove, Calif.



JUSTIN WHITEHOUSE

Athletic Trainer

Justin Whitehouse returns for his ninth season with Double-A Midland, his 16th season in the A's organization. He previously spent five seasons with Single-A Kane County (2003-07) and two years with Single-A Visalia (2001-02). He was named Midwest League athletic trainer of the year in 2007.

Whitehouse earned his degree in health education at the University of Nevada at Reno and received his masters in physical education, with an emphasis in athletic training and biomechanics, at San Diego State. He interned with the San Francisco 49ers during spring and summer training camps in 1997 and 1998.

Originally from Stockton, Calif., Whitehouse resides in Reno, Nev. with his wife, Susan, and children, Cassandra and Lance.



STOCKTON PORTS STAFF

RICK MAGNANTE

Manager

Rick Magnante enters his second season as manager of Single-A Stockton after previously serving as manager of Single-A Beloit in 2014. Prior to the 2014 campaign, Magnante spent eight consecutive seasons managing A's short-season affiliates in Vermont (2011-13) and Vancouver (2006-10). This season will be his 14th overall as a minor league manager, having previously managed three seasons in the Detroit Tigers organization. He also served as the skipper of the South African national team in the 2006 World Baseball Classic.

In addition, Magnante served as an area scout for the A's from 1996-2013. He is credited with signing Barry Zito and Bobby Crosby, among other players. He was the recipient of the Southern California Scouts Association scout of the year award and the A's Dick Bogard Memorial Award in 2001 and 2003, respectively.

Magnante, who began his career in professional baseball with the Cleveland Indians in 1969, has also held managerial positions in the Detroit Tigers minor league system (1987-89) as well as with the Novara Serie A team of the Italian Professional League (1990).

Magnante resides in Van Nuys, Calif. He has two sons, Bobby and Daniel.



MANAGERIAL RECORD

Year	Team	League	Record	Finish
1987	Bristol (Rookie)	Appalachian League	20-49	8th
1988	Bristol (Rookie)	Appalachian League	46-27	2nd
1989	Niagara Falls Rapids (Short A)	New York-Penn League	43-33	5th
2006	Vancouver (Short A)	Northwest League	39-37	3rd
2007	Vancouver (Short A)	Northwest League	37-38	2nd
2008	Vancouver (Short A)	Northwest League	34-42	3rd
2009	Vancouver (Short A)	Northwest League	36-40	3rd
2010	Vancouver (Short A)	Northwest League	42-34	2nd
2011	Vermont (Short A)	New York-Penn League	39-35	T-1st
2012	Vermont (Short A)	New York-Penn League	33-43	4th
2013	Vermont (Short A)	New York-Penn League	33-43	4th
2014	Beloit (A)	Midwest League	55-84	8th/8th
2015	Stockton (A)	California League	74-66	2nd/3rd
Totals			531-563	

1988 Playoffs: Defeated by Kingsport in championship game

2010 Playoffs: Defeated by Everett in the semifinals

2011 Playoffs: Defeated by Auburn 2-1 in the semifinals

STEVE CONNELLY

Pitching Coach

Steve Connelly enters his first season as pitching coach of the Stockton Ports after serving in the same capacity for Single-A Beloit from 2014-15.

Prior to joining the A's organization in 2014, he was the pitching coach at the University of Alabama-Huntsville from 2011-13.

Connelly, 40, is a native of Long Beach, Calif. who starred on the University of Oklahoma's 1994 team that won the College World Series. He was selected by Oakland in the 24th round of the 1995 amateur draft and pitched four seasons in the A's organization. He made his Major League debut in 1998, posting a 0-0 record and 1.93 ERA in three relief appearances with Oakland.



TOMMY EVERIDGE

Hitting Coach

Tommy Everidge joins the Ports as the hitting coach after serving in the same capacity with Short-Season Vermont the last two seasons (2014-15). The 2014 campaign was his first year as a coach after concluding a nine-year playing career, including more than six years in the A's system.

Everidge was drafted by Oakland in the 10th round of the 2004 draft, and his time with the A's culminated in a 24-game Major League call-up in 2009. In 2008, he led the Texas League and the A's organization with 115 RBI, including a three home run, 10 RBI game on May 26 at Tulsa. In 2011, he was named the Atlantic League Player of the Year while playing for the Lancaster Barnstormers, setting a league record with 69 extra-base hits.

A Bay Area native, Tommy graduated from Sonoma Valley High School and played collegiately at Sonoma State University. He was born in Glen Ellen and still resides there with his wife Kellie, daughter Allison, dogs Maddie and Wyatt, and cat Sadie.



TRAVIS TIMS

Athletic Trainer

Travis Tims is in his fourth season as athletic trainer with Single-A Stockton after spending the 2012 season with Single-A Burlington. He previously served in the same role for short-season teams in Vermont (2011) and Vancouver (2008-10), where he was named Northwest League athletic trainer of the year in 2010. He interned with the Seattle Mariners Arizona Rookie League team in 2007.



Tims obtained his degree in exercise and sports science at Oregon State University. He is a native of Santa Fe, N.M.

BELOIT SNAPPERS STAFF

FRAN RIORDAN

Manager

Fran Riordan enters his second season as manager of Single-A Beloit after spending the previous four seasons managing the Florence Freedom of the Frontier League of Professional Baseball. He led the team to two playoff berths and is the all-time Frontier League leader in wins with 625.

Before joining Florence, Riordan managed the Northern League's Lake County Fielders (2010) and Kalamazoo Kings (2004-09), leading the Kings to the 2005 Frontier League title. He also served as a player-manager in the Frontier League from 2000-2002, leading the Richmond Roosters to back-to-back league championships in 2001 and 2002.

Riordan, 40, made his professional baseball debut in 1997 after playing collegiately at Allegheny College, and enjoyed a seven-year playing career. He resides in Buffalo, N.Y., with his wife, Cassie, and children, Brooke, Sadie and Trent.



MANAGERIAL RECORD

Year	Team	League	Record	Finish
2000	Dubois County	Frontier League (Independent)	35-47	5th
2001	Richmond	Frontier League (Independent)	49-35	2nd
2002	Richmond	Frontier League (Independent)	53-31	2nd
2004	Kalamazoo	Frontier League (Independent)	51-45	3rd
2005	Kalamazoo	Frontier League (Independent)	53-43	1st
2006	Kalamazoo	Frontier League (Independent)	47-49	4th
2007	Kalamazoo	Frontier League (Independent)	51-45	
2008	Kalamazoo	Frontier League (Independent)	60-36	1st
2009	Kalamazoo	Frontier League (Independent)	58-38	1st
2010	Lake County	Northern League (Independent)	41-59	7th
2011	Florence	Frontier League (Independent)	39-57	6th
2012	Florence	Frontier League (Independent)	57-39	2nd
2013	Florence	Frontier League (Independent)	53-43	3rd
2014	Florence	Frontier League (Independent)	41-55	5th
2015	Beloit (A)	Midwest League	55-84	7th/5th
Totals			743-706	

2005 Playoffs: Defeated Rockford 3 games to 1 in the semifinals; defeated Chillicothe 3 games to 2 in finals

2008 Playoffs: Defeated Gateway 3 games to 1 in the semifinals; defeated by Windy City 3 games to 0 in finals

2009 Playoffs: Defeated by Lake Erie 3 games to 2 in the semifinals

2012 Playoffs: Defeated Gateway 3 games to 2 in the semifinals; defeated by Southern Illinois 3 games to 1 in the finals

2013 Playoffs: Defeated by Schaumburg 3 games to 0 in the semifinals

DON SCHULZE

Pitching Coach

Don Schulze enters his first year as the Snappers pitching coach and his 11th overall as a coach in the A's system. A former first-round pick of the Chicago Cubs in 1980, Schulze began his coaching career with the A's rookie-level affiliate in 2006. Since then, he has served as the pitching coach with Kane County (2007-08), Stockton (2009-10), Midland (2011-14), and Nashville (2015).

The former Major League pitcher compiled a 15-25 record and 5.47 ERA while playing for the Cubs (1983-84), Indians (1984-86), Mets (1987), Yankees (1989) and Padres (1989). From 1990-92, Schulze pitched for the Orix Blue Wave in Japan. He then closed out his playing career in 1993 with Minnesota's Triple-A affiliate.

Schulze makes his offseason home in Dixon, Ill. with his wife, Jeanne, and daughters, Sarah and Madeline.



JUAN DILONE

Hitting Coach

Juan Dilone enters his first season as hitting coach with Beloit after spending the previous seven seasons in the same role with the rookie-level Arizona A's. He also has served as coordinator of Dominican instruction (2005-09) and as hitting coach of Single-A Visalia (2002) and Short-Season Vancouver (2003).

Dilone signed a free agent contract with Oakland in 1990 and spent six seasons (1991-94; 96-97) in the A's farm system. A former infielder, Dilone spent his final two seasons at Single-A Modesto, where he batted a career-best .265 with 14 home runs in 1996.

A native of Santo Domingo, Dominican Republic, Dilone makes his offseason home in Higüey, Dominican Republic.



BRIAN THORSON

Athletic Trainer

Brian Thorson is in his 33rd season in the A's organization as a minor league athletic trainer, his fourth with Single-A Beloit. He has worked previously with a number of A's affiliates, including present teams in Double-A Midland and Single-A Stockton.

Thorson spent five years in the Milwaukee Brewers organization prior to joining the A's. He also spent eight seasons in the Puerto Rican Winter League, attending four Caribbean Series. Thorson has worked All-Star Games in the Southern League, Texas League, California League and Midwest League as well as in Puerto Rico.

A graduate of the University of Wisconsin at LaCrosse, Thorson resides in Madison, Wis.



VERMONT LAKE MONSTERS STAFF

AARON NIECKULA

Manager

Aaron Nieckula returns for his second season as manager of Short-Season Vermont while also serving as the A's minor league field coordinator for the second consecutive year. From 2013-14, he managed Double-A Midland, leading them to their first of two straight Texas League championships in 2014.

Prior to his stint in Midland, he managed Single-A Burlington from 2010-11, leading the Bees to playoff appearances both seasons. Nieckula previously managed Stockton (2009) and Kane County (2006-08; 2010), leading the Cougars to the Midwest League championship series in 2006. He served as hitting coach for Kane County during the 2004-05 seasons.

Nieckula was taken by the A's in the 22nd round of the 1998 June draft. He spent five years as a catcher in the Oakland (1998-2001) and San Francisco (2002) minor league systems. His best season came in 2000, where he hit .262 with 34 RBI between Single-A Visalia and Single-A Modesto.

Nieckula resides in Aurora, Ill. with his wife, Renee.



OAKLAND A'S MILESTONE HITS

1	John Donaldson, April 10, 1968 at Baltimore
10000	Phil Garner, June 27, 1975 at California
20000	Dwayne Murphy, June 1, 1983 at Milwaukee
30000	Mike Gallego, May 30, 1990 vs. Toronto
40000	Matt Stairs, August 15, 1997 at Chicago
50000	Damian Miller, July 26, 2004 vs. Seattle
60000	Hideki Matsui, August 1, 2011 at Seattle

MOST 100-WIN SEASONS BY CURRENT MLB FRANCHISES

New York-AL	19
Athletics	10
Cardinals	9
Braves	8
Giants	7
Dodgers	6

MANAGERIAL RECORD

Year	Team	League	Record	Finish
2006	Kane County (A)	Midwest League	79-60	2nd/T2nd
2007	Kane County (A)	Midwest League	63-76	7th/4th
2008	Kane County (A)	Midwest League	72-66	2nd/6th
2009	Stockton (A)	California League	61-79	5th/5th
2010	Kane County (A)	Midwest League	71-67	6th/2nd
2011	Burlington (A)	Midwest League	76-62	1st/5th
2012	Burlington (A)	Midwest League	67-72	6th/3rd
2013	Midland (AA)	Texas League	62-78	4th/4th
2014	Midland (AA)	Texas League	77-63	2nd/2nd
2015	Vermont (A)	New York-Penn League	33-42	4th
Totals			649-679	

2006 Playoffs: Defeated Quad Cities 2-1 in the first round playoff series; defeated Beloit 2-0 in second round playoff series; was defeated by West Michigan 3-1 in the Midwest League Championship Series

2007 Playoffs: Was defeated by Burlington 2-1 in the first round of the Midwest League Playoffs

2010 Playoffs: Defeated Quad Cities 2-1 in the first round of the playoffs; defeated by Clinton 2-1 in the championship series

2011 Playoffs: Defeated by Kane County 2-1 in the first round of the playoffs

2012 Playoffs: Defeated by Wisconsin 2-1 in the first round of the playoffs

2014 Playoffs: Defeated Frisco 3-1 in the first round of the playoffs; defeated Tulsa 3-2 in Texas League Championship series

CARLOS CHAVEZ

Pitching Coach

Carlos Chavez returns for his second season as pitching coach for Vermont after serving in the same capacity from 2013-14 with the rookie-level Arizona A's. The 2013 season was his first as a coach in the A's organization.

Chavez pitched professionally for 14 seasons from 1992-2004 and 2006, including a stint with Single-A Visalia in the A's farm system in 2000. He was originally selected by Baltimore in the 17th round of the 1992 June draft.

Chavez makes his offseason home in Laredo, Texas. He has two children, Tomas and Kylie.



LLOYD TURNER

Hitting Coach

Lloyd Turner returns for his second stint as the hitting coach at Vermont after serving in the same capacity with Single-A Beloit from 2014-15. He began his coaching career in the same role with the Lake Monsters in 2013.

Selected by the A's in 16th round of the June 2002 draft, Turner spent six years in the Oakland farm system. He concluded his playing career with Lancaster (2008-10) and Camden (2011-12) of the independent Atlantic League.

Turner and his wife, Tara, live in Hephzibah, Georgia.



TOSHIAKI NAGAHARA

Athletic Trainer

Toshiaki Nagahara is in his fourth season as athletic trainer at Short-Season Vermont after spending the previous two years with the A's Arizona Rookie League affiliate. He previously worked for the A's from 2004-07, assisting in various athletic training and conditioning roles with Triple-A Sacramento and Single-A Modesto as well as in spring training and instructional leagues.

Nagahara spent 2008-09 as an assistant athletic trainer and interpreter for the Cleveland Indians, communicating for pitcher Masahide Kobayashi. He served in a similar role for the Pittsburgh Pirates and infielder Akinori Iwamura in 2010.

Born in Takamatsu, Japan, Nagahara first came to the United States in 1997. He obtained his bachelors and masters degrees in exercise science at Southern Arkansas University. He is a certified strength and conditioning specialist through the National Strength and Conditioning Association (NSCA).

Nagahara resides in Stow, Ohio with his wife, Christine.



ARIZONA A'S STAFF

WEBSTER GARRISON

Hitting Coach

Webster Garrison enters his first season as manager of the Arizona A's after serving as the hitting coach at Triple-A Nashville last season. This will be Garrison's 18th season as a coach or manager in the A's organization and the fifth different level at which he's managed.

He began his coaching career as a player-coach on the 1999 Double-A Midland club, the first season that the RockHounds are affiliated with the A's. He then served as the hitting coach at Midland (2000, 2005-07, 2009-10, 2014), and as the manager of Vancouver (2001), Visalia (2002), Kane County (2003), Midland (2004, 2008), and Stockton (2011-13).

A second-round selection of the Toronto Blue Jays in the 1983 June draft, Garrison spent seven seasons of his 16-year playing career in the Blue Jays farm system. He signed with the Oakland organization as a free agent on April 4, 1991 and batted a career-best .303 with seven home runs and 73 RBI for Triple-A Tacoma in 1993. Garrison then spent the next two seasons at Triple-A Colorado Springs before returning to the A's organization in 1996. He made his Major League debut with the A's on August 2, 1996 and appeared in five games. He spent the 1997 season at Triple-A Edmonton and 1998 at Double-A Huntsville before assuming a role as player-coach in 1999.

Garrison makes his offseason home in his hometown of Marrero, La.



MANAGERIAL RECORD

Year	Team	League	Record	Finish
2001	Vancouver (Short A)	Northwest League	37-39	2nd
2002	Visalia (A)	California League	70-71	t-4th/3rd
2003	Kane County (A)	Midwest League	80-59	1st/2nd
2004	Midland (AA)	Texas League	72-68	2nd/3rd
2008	Midland AA)	Texas League	75-65	3rd/2nd
2011	Stockton (A)	California League	75-65	2nd/3rd
2012	Stockton (A)	California League	56-84	5th/5th
2013	Stockton (A)	California League	69-71	3rd/4th
Totals			534-522	

2002 Playoffs: Defeated by Modesto 2-0 in California League Wild Card Series

2003 Playoffs: Defeated by Clinton 2-1 in first round of Midwest League Playoffs

2011 Playoffs: Defeated Modesto 2-1 in the first round of the California League playoffs; defeated San Jose 3-1 in the division series; defeated by Lake Elsinore 3-1 in the championship series

GABRIEL OZUNA

Pitching Coach

Gabriel Ozuna enters his second season as the pitching coach of the A's Arizona League affiliate after spending seven seasons as the pitching coach for Oakland's Dominican Summer League squad.

Ozuna was originally signed by St. Louis as a non-drafted free agent in 1987 and enjoyed a 17-year professional career. He reached as high as Triple-A with Louisville in 1993, when he posted a 2.92 ERA in 35 relief appearances. He recorded a career ERA of 2.54 with 61 saves, including a season-high 28 in 1989 with Single-A Savannah.

He also pitched internationally in Mexico, Taiwan, Italy, and his native Dominican Republic, where he played winter ball with the Licey Tigers and East Bulls.



RUBEN ESCALERA

Hitting Coach

Ruben Escalera begins his second stint as hitting coach of the Arizona A's after managing the club from 2002-08 and 2014-15. Throughout his 22-year career as a coach in the A's system, he has also served as a scout in Puerto Rico and instructor at the A's academy in the Dominican Republic.

Escalera signed as a free agent with the Brewers in 1984 and played 10 professional seasons in the Milwaukee and Cincinnati organizations, as well as the Mexican Professional League. During his 12 years playing winter ball in Puerto Rico, Escalera played on the 1995 Caribbean Series champion "Puerto Rican Dream Team" alongside Roberto Alomar, Bernie Williams, Juan Gonzalez, Edgar Martinez and Carlos Delgado.

Born in San Juan, Puerto Rico, Escalera makes his home in Carolina, Puerto Rico, with his wife Maryann Martinez and their children Jania, Karlee and Karilys.



CHRIS LESSNER

Athletic Trainer

Chris Lessner is entering his 23rd season in the A's organization. Prior to joining the A's Arizona Rookie League affiliate, Lessner served as an athletic trainer with Single-A Modesto and Short-Season Vancouver. He has spent offseasons working with the U.S. junior luge team and has also traveled with the Harlem Globetrotters. Lessner began his career as a clubhouse manager with Short-Season Southern Oregon.

Lessner holds a degree in exercise and sports science from Oregon State University. He and his wife, Steph, have two sons, Tyler and Alex.



A'S RECENT MINOR LEAGUE AFFILIATES

Year	Triple-A	Double-A	Single-A	Short Season Single-A	Rookie	
2015	Nashville	Midland	Stockton	Beloit	Vermont	Arizona
2014	Sacramento	Midland	Stockton	Beloit	Vermont	Arizona
2013	Sacramento	Midland	Stockton	Beloit	Vermont	Arizona
2012	Sacramento	Midland	Stockton	Burlington	Vermont	Arizona
2011	Sacramento	Midland	Stockton	Burlington	Vermont	Arizona
2010	Sacramento	Midland	Stockton	Kane County	Vancouver	Arizona
2009	Sacramento	Midland	Stockton	Kane County	Vancouver	Arizona
2008	Sacramento	Midland	Stockton	Kane County	Vancouver	Arizona
2007	Sacramento	Midland	Stockton	Kane County	Vancouver	Arizona
2006	Sacramento	Midland	Stockton	Kane County	Vancouver	Arizona
2005	Sacramento	Midland	Stockton	Kane County	Vancouver	Arizona
2004	Sacramento	Midland	Modesto	Kane County	Vancouver	Arizona
2003	Sacramento	Midland	Modesto	Kane County	Vancouver	Arizona
2002	Sacramento	Midland	Modesto	Visalia	Vancouver	Arizona
2001	Sacramento	Midland	Modesto	Visalia	Vancouver	Arizona
2000	Sacramento	Midland	Modesto	Visalia	Vancouver	Arizona
1999	Vancouver	Midland	Modesto	Visalia	Southern Oregon	Arizona
1998	Edmonton	Huntsville	Modesto	Visalia	Southern Oregon	Arizona
1997	Edmonton	Huntsville	Modesto	Visalia	Southern Oregon	Arizona
1996	Edmonton	Huntsville	Modesto	West Michigan	Southern Oregon	Arizona
1995	Edmonton	Huntsville	Modesto	West Michigan	Southern Oregon	Arizona
1994	Tacoma	Huntsville	Modesto	West Michigan	Southern Oregon	Arizona
1993	Tacoma	Huntsville	Modesto	Madison	Southern Oregon	Arizona
1992	Tacoma	Huntsville	Modesto	Madison	Southern Oregon	Arizona
1991	Tacoma	Huntsville	Modesto	Madison	Southern Oregon	Arizona
1990	Tacoma	Huntsville	Modesto	Madison	Southern Oregon	Arizona
1989	Tacoma	Huntsville	Modesto	Madison	Southern Oregon	Arizona
1988	Tacoma	Huntsville	Modesto	Madison	Southern Oregon	Arizona
1987	Tacoma	Huntsville	Modesto	Madison	Medford	
1986	Tacoma	Huntsville	Modesto	Madison	Medford	

MINOR LEAGUE SCHEDULES

NASHVILLE

APRIL

7-10 Oklahoma City
11-14 Colorado Springs
15-18 at Oklahoma City
19-22 at Colorado Springs
23-26 New Orleans
28-30 at Round Rock

MAY

1 at Round Rock
2-5 Iowa
6-9 Memphis
10-13 at Iowa
14-17 Fresno
19-22 Sacramento
23-26 at Las Vegas
27-30 at Salt Lake
31 Round Rock

JUNE

1-3 Round Rock
4-7 at Omaha
9-12 at Oklahoma City
13-16 Memphis
17-20 Round Rock
21-24 at Iowa
25-28 Omaha
30 Oklahoma City

JULY

1-3 Oklahoma City
4-6 at Memphis
7-10 New Orleans
11-13 All Star Break
14-17 at El Paso
18-21 at Albuquerque
22-25 Omaha
26-29 Colorado Springs
30-31 at New Orleans

AUGUST

1-2 at New Orleans
3-6 at Colorado Springs
7-10 at Round Rock
12-15 Reno
16-19 Tacoma
20-23 at Omaha
24-28 at Memphis
29-31 Iowa

SEPTEMBER

1 Iowa
2-5 at New Orleans

MIDLAND

APRIL

7-9 at Arkansas
10-12 at Northwest Arkansas
14-16 Arkansas
17-19 Northwest Arkansas
21-24 at San Antonio
25-28 at Corpus Christi
29-30 San Antonio

MAY

1-2 San Antonio
3-6 Corpus Christi
7-10 at Frisco
12-15 at San Antonio
16-19 Frisco
20-23 Corpus Christi
24-26 at Springfield
27-29 at Tulsa
31 Springfield

JUNE

1-2 Springfield
3-5 Tulsa
7-10 at Corpus Christi
11-14 at Frisco
15-18 San Antonio
19-22 Frisco
23-26 San Antonio
27-29 All Star Break
30 Northwest Arkansas

JULY

1-2 at Northwest Arkansas
3-5 at Arkansas
6-8 Northwest Arkansas
9-11 Arkansas
13-16 at San Antonio
17-20 Quad Cities
21-24 at San Antonio
25-27 Frisco
28-31 at Quad Cities

AUGUST

1-3 at Frisco
4-7 Corpus Christi
9-11 at Tulsa
12-14 at Springfield
16-18 Tulsa
19-21 Springfield
23-26 at Corpus Christi
27-29 Frisco
30-31 San Antonio

SEPTEMBER

1-2 San Antonio
3-5 at Frisco

STOCKTON

APRIL

7-10 Modesto
11-13 Lancaster
14-17 at Modesto
18-20 at Visalia
21-24 Inland Empire
26-28 at San Jose
29-30 at Modesto

MAY

1 Modesto
2-5 San Jose
6-7 Modesto
8 at Modesto
10-12 at Visalia
13-16 at Bakersfield
17-19 San Jose
20-23 Visalia
24-26 at Lancaster
27-30 at Lake Elsinore

JUNE

1-3 Bakersfield
4-7 Visalia
9-12 at Bakersfield
13-15 Modesto
16-19 at High Desert
20-22 All Star Break
23-26 San Jose
27-29 at Modesto
30 at Rancho Cucamonga

JULY

1-3 at Rancho Cucamonga
4-7 Lake Elsinore
8-11 at San Jose
13-15 High Desert
16-19 Modesto
21-24 at Visalia
25-27 at High Desert
28-31 Visalia

AUGUST

1-3 Rancho Cucamonga
4-7 at San Jose
9-11 at Modesto
12-14 High Desert
15-18 at Visalia
19-21 Bakersfield
23-25 at Inland Empire
26-28 at Bakersfield
30-31 Visalia

SEPTEMBER

1 Visalia
2-6 Bakersfield

BELOIT

APRIL

7-8 Wisconsin
9-10 at Wisconsin
11-13 at Clinton
14-17 Burlington
19-20 at Kane County
21-24 at Burlington
26-28 Lansing
29-30 Great Lakes

MAY

1 Great Lakes
2-4 at West Michigan
5-7 at South Bend
9-11 Peoria
12-15 Quad Cities
17-19 at Cedar Rapids
20-23 at Peoria
24-26 Quad Cities
27-30 at Kane County
31 Cedar Rapids

JUNE

1-2 Cedar Rapids
3-5 Clinton
7-9 at Quad Cities
10-12 at Clinton
13-15 Kane County
16-19 Wisconsin
20-22 All Star Break
23-26 at Cedar Rapids
27-30 Peoria

JULY

1-3 Cedar Rapids
4-7 at Quad Cities
8-11 Burlington
13-15 at Dayton
16-18 at Bowling Green
20-22 Lake County
23-25 Fort Wayne
27-29 at Burlington
30-31 Quad Cities

AUGUST

1-2 Quad Cities
3-5 Kane County
6-9 at Clinton
11-14 Wisconsin
15-18 at Burlington
19-21 at Wisconsin
22-25 Clinton
26-29 at Kane County
31 at Peoria

SEPTEMBER

1-2 at Peoria
3-5 Wisconsin

VERMONT

JUNE

17-18 at Lowell
 19-21 Connecticut
 22-24 at Tri-City
 25-27 Staten Island
 28-30 Aberdeen

JULY

1-3 at Staten Island
 4-6 at Mahoning Valley
 8-10 Batavia
 11-13 at Auburn
 14-16 Williamsport
 17-19 at Connecticut
 21-23 Hudson Valley
 24-26 at Tri-City
 28-30 Brooklyn
 31 Connecticut

AUGUST

1-2 Connecticut
 3-5 at Lowell
 6-8 State College

9-11 at Brooklyn
 12-14 Tri-City
 16 All Star Game
 17-19 at West Virginia
 20-22 at Aberdeen
 23-25 Lowell
 26-28 at Connecticut
 29-31 Tri-City

SEPTEMBER

1-3 at Hudson Valley
 4-5 Lowell

ARIZONA

JUNE

20 at Angels
 22 Giants
 23 at Giants
 24 Mariners
 25 at Mariners
 27 Diamondbacks
 28 at Diamondbacks
 29 Brewers
 30 at Brewers

JULY

2 at Cubs
 3 Cubs
 4 at Angels
 5 Angels
 7 Dodgers
 8 Cubs
 9 at Reds
 10 at White Sox
 13 Diamondbacks
 14 at Giants
 15 Rangers
 16 at Dodgers
 18 at Cubs
 19 White Sox
 20 at Rangers
 21 Giants
 23 Angels
 24 Cubs
 25 at Padres
 26 at Angels
 28 Giants
 29 at Giants
 30 Royals
 31 at Indians

AUGUST

2 Diamondbacks
 3 at Diamondbacks
 4 at Royals
 5 Padres
 7 at Diamondbacks
 8 Cubs
 9 at Angels
 10 Angels
 12 Dodgers
 13 at Diamondbacks
 14 Angels
 15 at White Sox
 17 Brewers
 18 Indians
 19 at Reds
 20 at Dodgers
 22 at Cubs
 23 Reds
 24 at Rangers
 25 Diamondbacks
 27 Rangers
 28 Cubs
 29 at Cubs

A'S FIRST ROUND DRAFT PICKS

1965 Rick Monday, OF
 1966 Reggie Jackson, OF
 1967 Brian Bickerton, LHP
 1968 Pete Broberg, RHP*
 1969 Dan Stanhouse, RHP/SS
 1970 Dan Ford, OF
 1971 William Daniels, RHP
 1972 Chet Lemon, SS
 1973 Randy Scarbery, RHP
 1974 Jerry Johnson, C*
 1975 Bruce Robinson, C
 1976 Mike Sullivan, RHP*
 1977 Craig Harris, RHP
 1978 Mike Morgan, RHP
 Tim Conroy, LHP (1)
 1979 Juan Bustabad, INF*
 1980 Mike King, LHP
 1981 Tim Pyznarski, 3B
 1982 None (2)
 1983 Stan Hilton, RHP

1984 Mark McGwire, 1B
 1985 Walt Weiss, SS
 1986 Scott Hemond, C
 1987 Lee Tinsley, OF
 1988 Stan Royer, 3B
 1989 None (3)
 1990 Todd Van Poppel, RHP (4)
 Don Peters, RHP
 1991 Brent Gates, SS
 1992 Benji Grigsby, RHP
 1993 John Wasdin, RHP
 1994 Ben Grieve, OF
 1995 Ariel Prieto, RHP
 1996 Eric Chavez, SS
 1997 Chris Enochs, RHP
 Eric DuBose, LHP (5)
 1998 Mark Mulder, LHP
 1999 Barry Zito, LHP
 2000 None (6)
 2001 Bobby Crosby, SS
 Jeremy Bonderman, RHP (7)

2002 Nick Swisher, OF (8)
 Joe Blanton, RHP (9)
 John McCurdy, SS
 Ben Fritz, RHP (10)
 2003 Brad Sullivan, RHP
 Brian Snyder, 3B (11)
 2004 Landon Powell, C (12)
 Richie Robnett, OF
 2005 Cliff Pennington, SS
 2006 None (13)
 2007 James Simmons, RHP
 2008 Jemile Weeks, 2B
 2009 Grant Green, SS
 2010 Michael Choice, OF
 2011 Sonny Gray, RHP
 2012 Addison Russell, SS
 2013 Billy McKinney, OF
 2014 Matt Chapman, 3B
 2015 Richie Martin, SS

* Did not sign with A's

- (1) Compensation for the loss of free agent Mike Jorgensen
- (2) Choice to Boston as compensation for Joe Rudi
- (3) Choice to Seattle as compensation for Mike Moore
- (4) Compensation for the loss of free agent Dave Parker
- (5) Compensation for the loss of free agent Mike Bordick
- (6) Choice to Anaheim as compensation for Mike Magnante
- (7) Compensation for the loss of free agent Kevin Appier

- (8) Compensation for the loss of free agent Johnny Damon
- (9) Compensation for the loss of free agent Jason Giambi
- (10) Compensation for the loss of free agent Jason Isringhausen
- (11) Compensation for the loss of free agent Ray Durham
- (12) Compensation for the loss of free agent Keith Foulke
- (13) Choice to Washington as compensation for Esteban Loaiza

MINOR LEAGUE STATISTICS

NASHVILLE

BATTERS	AVG	G	AB	R	H	2B	3B	HR	RBI	SH	SF	HP	BB	IBB	SO	SB	CS	DP	SLG	OBP	E
Aliotti, Anthony	.258	88	295	21	76	12	0	1	33	2	2	1	27	3	81	0	0	11	.308	.320	5
Anderson, Bryan	.202	82	292	31	59	16	0	3	25	0	1	2	27	0	93	0	0	5	.288	.273	5
Angle, Matt	.429	2	7	1	3	0	0	0	0	0	0	0	2	0	2	1	0	0	.429	.556	0
Blair, Carson	.221	33	113	9	25	3	0	3	8	1	2	1	9	0	34	0	0	3	.327	.280	4
Burns, Billy	.308	22	91	18	28	2	3	0	3	1	0	0	9	0	17	5	2	0	.396	.370	1
Carlin, Luke	.146	34	103	6	15	7	0	0	11	1	1	3	23	0	24	0	1	6	.214	.315	0
Carrithers, Alden	.286	46	154	21	44	4	1	1	8	2	0	1	22	0	17	5	1	3	.344	.379	3
Carson, Matt	.209	33	110	19	23	5	0	3	13	1	1	4	10	0	22	3	1	3	.336	.296	1
Davis, Ike	.238	5	21	2	5	1	0	0	5	0	0	0	0	0	5	0	0	1	.286	.238	0
Forsythe, Blake	.267	5	15	0	4	1	0	0	0	0	0	0	1	0	4	0	0	0	.333	.313	0
Freiman, Nate	.220	79	277	20	61	14	1	4	31	0	4	3	21	0	51	1	0	14	.321	.279	5
Gentry, Craig	.256	101	398	64	102	13	0	5	25	4	5	3	36	0	76	25	7	9	.327	.319	3
Harris, James	.154	4	13	2	2	0	0	0	1	0	1	0	3	0	6	3	0	1	.154	.294	1
Hassan, Alex	.071	4	14	0	1	0	0	0	0	0	0	1	0	3	0	0	0	2	.071	.133	0
Ladendorf, Tyler	.265	20	83	3	22	2	1	1	8	0	1	1	5	0	23	0	1	1	.349	.311	1
Matthes, Kent	.233	57	215	23	50	19	1	2	28	1	3	3	17	1	44	4	0	3	.358	.294	2
Morel, Brent	.331	34	136	19	45	12	0	2	24	0	1	2	7	0	30	2	1	5	.463	.370	8
Muncy, Max	.274	60	212	24	58	14	1	4	35	0	4	1	26	1	58	0	1	5	.406	.350	6
Parrino, Andy	.272	80	287	32	78	9	3	5	24	1	1	2	30	0	81	0	2	7	.376	.344	12
Pridie, Jason	.310	127	478	84	148	24	7	20	89	0	5	2	55	5	102	20	3	5	.515	.380	2
Ravelo, Rangel	.277	28	101	10	28	5	1	1	18	1	1	7	0	22	0	0	1	1	.376	.324	0
Rickles, Nick	.143	2	7	1	1	1	0	0	1	0	0	0	0	0	1	0	0	0	.286	.143	1
Roberts, Ryan	.283	114	442	53	125	33	1	13	58	0	5	1	51	3	63	0	5	17	.450	.355	6
Romero, Niuman	.278	71	234	16	65	9	1	0	16	2	3	2	31	3	39	2	4	10	.325	.363	6
Smolinski, Jake	.349	25	86	16	30	9	0	5	17	0	2	1	8	0	9	2	1	1	.628	.402	1
Viciedo, Dayan	.221	30	113	13	25	6	2	1	8	0	1	3	7	0	21	0	0	5	.336	.282	0
Wendle, Joey	.289	137	577	80	167	42	8	10	57	5	5	9	22	1	114	12	2	9	.442	.323	16
Zobrist, Ben	.300	3	10	3	3	0	0	0	2	0	1	0	2	0	3	0	0	0	.300	.385	1
Team Total	.265	144	4884	591	1293	263	31	84	548	22	51	46	459	17	1045	85	32	127	.383	.331	105

PITCHERS	W	L	ERA	G	GS	CG	SHO	SV	SVO	IP	H	R	ER	HR	HB	BB	IBB	SO	WP	BK	AVG
Alvarez, R.J.	3	3	4.11	31	0	0	0	5	6	35.0	36	19	16	2	1	17	1	41	3	0	.267
Bassitt, Chris	2	7	3.65	13	10	1	0	0	0	69.0	59	30	28	1	3	19	0	70	3	1	.230
Bayless, Trevor	1	0	0.00	3	0	0	0	0	0	5.1	3	0	0	0	1	1	1	2	0	0	.176
Brasier, Ryan	0	0	0.00	2	0	0	0	0	0	2.0	0	0	0	0	0	0	0	3	0	0	.000
Brooks, Aaron	1	0	2.25	2	2	0	0	0	0	12.0	9	3	3	1	0	0	0	11	0	0	.209
Castro, Angel	2	1	3.13	38	2	0	0	8	9	60.1	54	23	21	6	3	19	0	45	0	0	.242
Coke, Phil	0	3	9.82	10	0	0	0	1	14.2	24	16	16	1	1	7	0	14	5	0	0	.364
Cook, Ryan	4	1	4.05	30	0	0	0	8	13	33.1	32	16	15	3	3	14	1	26	2	0	.258
De La Rosa, Eury	0	0	0.00	7	0	0	0	0	0	6.0	0	3	0	0	1	5	0	4	0	0	.000
Doolittle, Sean	0	0	3.00	6	0	0	0	0	0	6.0	3	2	2	2	0	0	0	13	0	0	.143
Dull, Ryan	0	1	1.13	12	0	0	0	0	0	16.0	10	2	2	1	0	3	1	21	0	0	.172
Frankoff, Seth	0	1	5.91	9	0	0	0	0	1	10.2	6	7	7	2	1	9	0	7	1	0	.171
Frazier, Parker	0	1	6.23	1	1	0	0	0	0	4.1	12	4	3	0	0	0	0	2	1	0	.571
Fuller, Jim	2	1	2.78	27	0	0	0	1	2	32.1	30	13	10	1	2	13	0	34	2	0	.246
Graveman, Kendall	2	1	1.85	4	4	0	0	0	0	24.1	20	9	5	1	0	9	0	14	0	0	.213
Griffin, A.J.	0	1	7.36	2	2	0	0	0	0	7.1	11	7	6	5	2	0	0	7	1	0	.333
Hall, Kris	0	0	13.50	1	1	0	0	0	0	2.0	2	3	3	1	0	4	0	3	0	0	.286
Huntzinger, Brock	4	4	4.63	43	0	0	0	1	2	56.1	53	32	29	9	0	36	2	54	1	0	.252
Kurcz, Aaron	2	1	4.15	18	0	0	0	0	0	26.0	29	13	12	2	0	15	0	31	4	0	.274
Leon, Arnold	2	5	2.95	20	6	0	0	1	2	58.0	52	21	19	7	2	19	0	55	3	2	.236
Long, Nate	3	5	5.72	13	13	0	0	0	0	67.2	76	46	43	7	2	36	0	49	7	1	.284
Martin, Cody	4	4	5.10	11	11	0	0	0	0	60.0	59	36	34	6	3	31	2	58	5	0	.257
Mills, Brad	5	12	4.52	24	24	0	0	0	0	137.1	134	74	69	12	3	55	0	95	6	0	.262
Neal, Zach	7	10	4.18	21	20	2	0	0	0	131.1	151	71	61	10	5	20	0	78	2	0	.291
Nolin, Sean	2	2	2.66	14	12	0	0	0	0	47.1	40	15	14	5	4	19	0	38	0	0	.230
O'Flaherty, Eric	0	0	0.00	1	0	0	0	0	0	1.0	2	0	0	0	0	0	0	0	0	0	.400
Otero, Dan	2	0	1.95	15	2	0	0	0	1	27.2	23	7	6	1	0	4	1	19	0	0	.223
Parker, Jarrod	1	0	6.30	2	2	0	0	0	0	10.0	14	8	7	2	0	2	0	7	1	0	.318
Paterson, Joe	1	0	9.00	2	0	0	0	0	0	2.0	4	3	2	0	0	2	0	1	0	0	.444
Peters, Tanner	0	0	4.91	2	0	0	0	0	0	3.2	6	3	2	0	1	2	0	5	0	0	.353
Roberts, Ryan	0	0	0.00	1	0	0	0	0	0	0.1	0	0	0	0	0	0	0	0	1	0	.000
Rodriguez, Fernando	0	0	2.81	10	1	0	0	0	1	16.0	8	5	5	2	0	6	0	18	0	0	.143

Minor League Statistics, continued

STOCKTON

BATTERS	AVG	G	AB	R	H	2B	3B	HR	RBI	SH	SF	HP	BB	IBB	SO	SB	CS	DP	SLG	OBP	E
Barreto, Franklin	.302	90	338	50	102	22	3	13	47	1	6	4	15	0	67	8	3	6	.500	.333	34
Boyd, B.J.	.277	132	458	67	127	20	8	5	52	5	1	6	41	0	89	18	5	10	.389	.344	2
Brizuela, Jose	.147	10	34	3	5	1	0	1	5	0	0	0	5	0	10	0	0	0	.265	.256	2
Chapman, Matt	.250	80	304	60	76	21	3	23	57	0	4	5	39	0	79	4	1	5	.566	.341	19
Chavez, Santiago	.100	22	60	6	6	2	0	0	2	2	0	0	2	0	15	0	0	1	.133	.129	2
Cogswell, Brandon	.235	118	422	43	99	14	3	3	32	4	3	2	56	1	108	6	2	8	.303	.325	12
Crisp, Coco	.222	7	27	6	6	1	0	2	4	0	0	0	4	0	3	0	0	1	.481	.323	0
Gilbert, Trent	.200	28	90	7	18	2	0	1	8	1	0	1	5	0	28	3	0	0	.256	.250	1
Higley, Justin	.220	37	132	17	29	7	1	4	12	1	2	0	10	0	53	4	0	4	.379	.271	2
Ladendorf, Tyler	.000	2	9	0	0	0	0	0	0	0	0	0	0	0	2	0	0	1	.000	.000	0
Marincov, Tyler	.257	134	521	79	134	29	4	14	75	0	7	7	44	2	140	14	8	9	.409	.320	7
Mercedes, Melvin	.248	80	282	32	70	13	1	0	24	9	3	27	0	45	11	2	7	.301	.317	8	
Munoz, Yairo	.320	39	150	21	48	12	0	4	26	1	1	2	11	0	20	1	1	7	.480	.372	11
Nogowski, John	.274	96	354	45	97	20	0	4	45	1	3	5	39	0	47	1	1	13	.364	.352	5
Nottingham, Jacob	.299	43	164	25	49	9	0	3	22	0	3	3	12	1	38	1	0	5	.409	.352	2
Pan, Chih-Fang	.067	5	15	2	1	0	1	0	0	0	0	0	3	0	3	0	0	0	.200	.222	0
Reddick, Josh	.143	2	7	0	1	0	0	0	1	0	0	0	1	0	2	0	0	0	.143	.250	0
Rickles, Nick	.227	34	128	13	29	6	1	3	17	0	1	0	1	0	29	1	0	3	.359	.231	2
Soto, Michael	.229	114	428	43	98	23	2	9	55	0	2	3	27	0	113	8	2	14	.355	.278	13
Sportman, J.P.	.292	38	154	21	45	7	3	3	25	0	2	1	10	0	38	7	1	4	.435	.335	4
Taylor, Beau	.214	68	238	27	51	11	1	4	28	0	1	3	34	0	63	2	1	6	.319	.319	2
Vertigan, Brett	.286	111	454	80	130	23	7	4	48	6	4	1	47	1	76	24	8	3	.394	.352	1
Zobrist, Ben	.333	2	6	0	2	0	0	0	1	0	0	0	0	0	0	0	0	0	.333	.333	0
Team Total	.256	140	4775	647	1223	243	38	100	586	31	43	46	433	5	1068	113	35	107	.386	.321	142

PITCHERS	W	L	ERA	G	GS	CG	SHO	SV	SVO	IP	H	R	ER	HR	HB	BB	IBB	SO	WP	BK	AVG
Alcantara, Raul	0	2	3.88	15	15	0	0	0	0	48.2	54	21	21	3	2	8	0	29	1	1	.286
Atherton, Tim	0	0	1.17	4	4	0	0	0	0	23.0	10	5	3	2	3	4	0	31	0	0	.127
Avila, Andres	2	0	0.00	8	1	0	0	3	3	13.2	8	1	0	0	0	2	0	13	1	0	.174
Bayless, Trevor	0	2	4.31	31	0	0	0	0	0	48.0	42	24	23	7	0	21	0	45	4	0	.230
Bracewell, Ben	6	2	2.89	43	0	0	0	7	8	56.0	45	19	18	5	2	12	0	54	3	0	.223
Bragg, Sam	7	2	3.65	44	0	0	0	1	4	74.0	64	38	30	8	3	23	0	92	3	0	.231
Chavez, Santiago	0	0	0.00	2	0	0	0	0	0	2.1	2	2	0	1	0	0	0	1	0	0	.200
Coke, Phil	0	0	5.19	7	0	0	0	0	0	8.2	11	5	5	1	2	0	0	5	0	0	.333
Covey, Dylan	8	9	3.59	26	26	0	0	0	0	140.1	135	65	56	13	6	43	0	100	7	0	.250
Doolittle, Sean	0	1	12.00	3	0	0	0	0	0	3.0	5	4	4	2	0	0	0	2	0	0	.385
Duran, Omar	2	0	5.27	13	0	0	0	1	2	13.2	13	8	8	1	2	10	0	20	1	0	.250
Finnegan, Kyle	9	9	5.44	28	24	0	0	0	0	127.1	139	83	77	19	2	41	1	96	10	0	.275
Griffin, A.J.	0	0	0.00	2	2	0	0	0	0	7.0	2	0	0	0	0	1	0	8	0	0	.095
Hollstegge, Tyler	0	1	10.80	6	0	0	0	0	0	6.2	11	10	8	2	1	5	0	9	2	0	.344
Joseph, Jonathan	2	0	1.74	5	0	0	0	0	0	10.1	8	2	2	2	2	1	0	11	1	0	.216
Lamb, Chris	0	1	3.18	3	3	0	0	0	0	11.1	11	4	4	2	0	4	0	8	1	0	.250
McCurry, Brendan	1	2	1.94	36	0	0	0	21	22	46.1	30	13	10	3	4	11	1	56	1	0	.182
Meisner, Casey	3	1	2.78	7	7	0	0	0	0	32.1	27	12	10	1	0	7	0	24	2	0	.220
Mengden, Daniel	4	2	4.25	8	8	0	0	0	0	42.1	39	23	20	6	2	10	0	41	4	0	.234
Mujica, Edward	0	0	0.00	2	0	0	0	0	0	2.0	0	0	0	0	0	0	0	4	0	0	.000
Navas, Carlos	0	0	4.00	6	0	0	0	0	0	9.0	9	4	4	1	2	3	0	9	1	0	.273
O'Flaherty, Eric	0	0	0.00	1	0	0	0	0	0	1.0	1	1	0	0	0	0	0	0	0	0	.250
Overton, Dillon	2	4	3.82	14	12	0	0	0	0	61.1	62	29	26	7	3	12	0	59	1	0	.270
Parker, Jarrod	1	1	5.19	2	2	0	0	0	0	8.2	8	6	5	1	1	0	0	8	0	0	.242
Pomeranz, Drew	0	0	0.00	1	0	0	0	0	0	2.0	0	0	0	0	0	0	0	3	0	0	.000
Roberts, Sam	5	2	3.65	43	0	0	0	1	2	69.0	65	33	28	5	3	31	2	47	6	0	.252
Seddon, Joel	8	8	3.59	34	14	0	0	0	2	105.1	103	49	42	11	3	17	0	82	8	1	.254
Stalcup, Matt	3	6	3.24	27	13	0	0	0	0	89.0	73	37	32	6	3	31	0	77	7	0	.224
Thompson, Taylor	0	2	14.54	4	0	0	0	0	1	4.1	7	8	7	2	0	2	0	7	0	0	.368
Torres, Jose	0	0	0.00	3	0	0	0	0	0	3.2	0	0	0	0	0	1	0	4	1	0	.000
Trivino, Lou	10	5	3.91	32	9	0	0	0	2	89.2	70	45	39	5	1	44	1	78	11	2	.216
Urlaub, Jeff	0	0	7.36	2	0	0	0	0	0	3.2	4	3	3	0	0	1	0	4	0	0	.308
Veliz, Victor	0	0	6.75	7	0	0	0	0	0	10.2	16	15	8	3	0	3	0	13	0	0	.333
Venditte, Pat	0	0	4.50	3	0	0	0	0	0	4.0	3	2	2	2	0	0	0	5	0	0	.214
Wagman, Joey	0	2	13.50	3	0	0	0	0	1	6.2	12	10	10	2	1	1	0	3	0	0	.387
Walter, Corey	1	2	1.42	45	0	0	0	8	9	57.0	40	16	9	1	1	15	1	46	1	0	.197
Team Total	74	66	3.72	140	140	0	7	42	56	1242.0	1129	597	514	124	49	364	6	1094	77	4	.241

BELOIT

BATTERS	AVG	G	AB	R	H	2B	3B	HR	RBI	SH	SF	HP	BB	IBB	SO	SB	CS	DP	SLG	OBP	E
Akau, Iolana	.252	41	147	19	37	9	1	2	14	0	1	8	12	0	49	0	1	1	367	.339	8
Bennie, Joe	.272	131	470	63	128	35	3	11	56	0	4	3	66	0	137	14	5	4	430	.363	13
Brizuela, Jose	.270	109	381	49	103	28	3	11	56	0	2	4	49	1	89	8	2	7	446	.358	26
Chavez, Santiago	.146	43	137	11	20	4	0	0	4	5	0	0	12	0	34	0	0	3	.175	.215	7
Diaz, Edwin	.100	45	140	9	14	8	0	0	13	2	2	2	8	0	49	0	0	4	.157	.158	8
Duinker, Shawn	.228	88	289	33	66	9	1	5	24	1	2	6	11	0	100	2	2	9	.318	.269	8
Gilbert, Trent	.267	84	330	36	88	15	2	5	44	2	2	1	18	0	62	0	3	6	.370	.305	12
Harris, James	.255	86	302	45	77	14	4	5	28	2	4	3	48	0	75	11	13	2	.377	.359	5
Higley, Justin	.198	75	262	42	52	8	2	10	42	0	2	1	35	1	87	21	5	3	.359	.293	7
Kuhn, Max	.241	131	481	53	116	29	3	10	59	0	4	3	55	1	106	1	1	9	.376	.320	10
Martinez, Robert	.191	43	141	15	27	7	0	3	11	0	1	1	12	0	61	3	1	3	.305	.258	1
Mercedes, Melvin	.286	15	49	7	14	1	0	0	3	0	0	0	4	0	14	1	1	0	.306	.340	4
Munoz, Yairo	.236	97	369	48	87	14	3	9	48	1	6	2	22	0	62	10	2	19	.363	.278	23
Paz, Andy	.200	9	30	3	6	1	0	0	1	0	0	0	3	0	11	0	0	0	.233	.273	0
Pimentel, Sandber	.243	117	411	50	100	17	0	13	41	0	2	8	50	0	104	1	2	13	.380	.335	11
Proudfoot, Tim	.208	49	154	19	32	4	0	1	16	2	1	3	12	0	34	0	1	6	.253	.276	7
Raga, Argenis	.278	66	227	26	63	16	1	2	34	1	3	2	16	0	41	0	1	7	.383	.327	7
Santana, Gabriel	.137	24	73	6	10	2	0	1	2	2	0	4	1	0	13	0	0	1	.205	.192	0
Vertigan, Brett	.293	26	92	18	27	4	0	0	7	1	1	0	21	0	15	6	1	1	.337	.421	1
White, Mikey	.200	35	130	16	26	5	0	1	12	0	0	5	10	0	30	0	1	2	.262	.283	7
Team Total	.237	139	4615	568	1093	230	23	89	515	19	37	56	465	3	1173	78	42	100	.354	.312	174

PITCHERS	W	L	ERA	G	GS	CG	SHO	SV	SVO	IP	H	R	ER	HR	HB	BB	IBB	SO	WP	BK	AVG
Bayless, Trevor	1	0	0.00	4	0	0	0	2	2	6.0	1	0	0	0	0	3	0	11	2	0	.050
Driver, Dustin	0	2	9.00	4	4	0	0	0	0	11.0	15	14	11	0	2	5	0	9	4	0	.306
Fagan, Michael	0	0	5.40	28	0	0	0	2	2	38.1	40	25	23	2	2	19	0	43	7	0	.267
Fillmyer, Heath	3	13	4.98	23	22	0	0	0	0	99.1	112	61	55	10	6	56	0	77	10	3	.297
Gauna, Koby	3	2	1.55	36	0	0	0	5	8	52.1	52	17	9	1	4	11	1	29	2	0	.257
Gorton, Ryan	1	0	0.00	3	0	0	0	0	0	6.0	2	0	0	0	0	1	0	8	0	0	.105
Gossett, Daniel	5	13	4.73	27	27	2	0	0	0	144.2	151	92	76	16	6	52	0	112	10	1	.270
Graves, Brett	12	8	5.36	28	28	0	0	0	0	142.2	168	90	85	15	4	44	0	91	6	0	.298
Grundy, Jerad	0	1	5.25	21	1	0	0	1	1	36.0	43	28	21	3	5	19	0	32	4	0	.297
Hollstegge, Tyler	1	0	0.00	5	0	0	0	0	0	5.0	1	0	0	0	0	5	0	5	1	0	.067
Huber, Rob	2	3	3.02	37	0	0	0	4	6	53.2	48	23	18	3	1	23	0	57	0	1	.238
Johnson, Kevin	2	7	4.86	34	8	0	0	0	1	79.2	91	62	43	8	3	27	1	54	4	0	.278
Martinez, Robert	0	0	9.00	1	0	0	0	0	0	1.0	1	1	1	0	0	2	0	0	0	0	.333
Massad, Jonathan	1	0	7.82	7	0	0	0	0	0	12.2	16	11	11	1	0	3	0	10	2	0	.308
Mendez, Junior	4	11	5.79	27	26	0	0	0	0	130.2	156	93	84	18	9	53	0	73	8	0	.302
Miller, Corey	2	1	4.54	21	0	0	0	0	0	33.2	39	28	17	3	0	15	0	26	4	1	.277
Navas, Carlos	3	2	2.61	44	0	0	0	2	4	58.2	55	22	17	2	6	18	0	69	3	4	.249
Schwartz, Jordan	0	4	9.08	10	8	0	0	0	0	36.2	56	43	37	2	1	27	0	35	10	1	.348
Sosa, Lee	0	2	8.74	15	0	0	0	0	0	22.2	29	24	22	1	1	9	0	19	3	0	.302
Stull, Cody	3	4	5.00	43	0	0	0	1	4	68.1	68	46	38	4	4	23	0	60	6	0	.258
Torres, Jose	4	5	2.69	44	0	0	0	8	13	73.2	55	24	22	4	4	23	2	80	2	0	.212
Vattuone, Dominique	0	2	8.10	4	0	0	0	0	0	6.2	9	6	6	1	2	6	2	7	0	0	.310
Wagman, Joey	8	4	3.91	24	15	0	0	1	2	89.2	94	46	39	5	2	17	0	75	8	1	.266
Team Total	55	84	4.72	139	139	2	2	26	47	1209.0	1302	756	634	99	62	461	6	982	96	12	.276

MINOR LEAGUE PLAYERS AND PITCHERS OF THE WEEK

Players	Team	League	Week	Pitchers	Team	League	Week
Carson Blair	Midland	Texas	May 25-31	Kyle Finnegan	Stockton	California	May 11-17
Trent Gilbert	Beloit	Midwest	June 1-7	Barry Zito	Nashville	Pacific Coast	May 25-31
Ryon Healy	Midland	Texas	July 27-Aug. 2	Chris Jensen	Midland	Texas	June 15-21
Ryan Roberts	Nashville	Pacific Coast	Aug. 3-9	Tim Atherton	Midland	Texas	June 22-28
Ryon Healy	Midland	Texas	Aug. 17-23	Jonathan Joseph	Midland	Texas	July 6-12
Renato Nunez	Midland	Texas	Aug. 31-Sept. 7	Sean Manaea	Midland	Texas	July 27-Aug. 2
				Sean Manaea	Midland	Texas	Aug. 31-Sept. 7

Minor League Statistics, continued

VERMONT

BATTERS	AVG	G	AB	R	H	2B	3B	HR	RBI	SH	SF	HP	BB	IBB	SO	SB	CS	DP	SLG	OBP	E
Akau, Iolana	.296	8	27	4	8	1	0	1	4	0	0	2	2	0	4	0	0	0	.444	.387	0
Bolt, Skye	.238	52	181	26	43	10	2	4	19	0	1	0	24	1	44	2	1	5	.381	.325	8
Brown, Seth	.289	62	239	32	69	19	3	3	35	0	2	1	25	0	51	6	2	2	.431	.356	7
Collins, Nick	.256	34	117	14	30	2	0	2	15	0	1	1	13	0	14	1	0	0	.325	.333	6
De La Cruz, Vicmal	.148	19	61	6	9	4	1	0	2	0	1	1	5	0	17	0	0	0	.246	.221	1
Devencenzi, Jordan	.243	11	37	4	9	1	0	0	1	0	0	1	3	0	2	0	0	3	.270	.317	3
Duinker, Shawn	.375	6	24	4	9	1	0	0	3	0	0	0	2	0	6	0	0	0	.417	.423	0
Gavitt, Tom	.216	9	37	5	8	4	0	0	2	0	0	0	1	0	14	0	0	2	.324	.237	2
Howell, Ryan	.199	49	166	18	33	8	0	5	19	1	2	2	17	0	42	0	3	1	.337	.278	19
Iriart, Chris	.230	69	256	35	59	18	0	5	45	0	4	6	23	0	86	0	1	6	.359	.304	8
Kim, Seong-min	.200	31	110	7	22	3	1	4	15	0	2	1	11	0	29	1	2	4	.355	.274	4
Loehr, Trace	.264	67	254	33	67	6	1	2	31	0	2	3	21	0	41	4	4	1	.319	.325	9
Lopez, Jesus	.203	55	202	14	41	5	0	0	10	0	0	2	6	0	40	4	1	6	.228	.233	12
Martin, Richie	.237	51	190	31	45	6	4	2	16	2	0	9	25	1	47	7	7	2	.342	.353	12
Martinez, Robert	.000	4	13	1	0	0	0	0	0	1	0	0	3	0	6	0	0	0	.000	.188	0
Pallares, Steven	.246	67	240	38	59	7	2	2	18	0	5	7	40	1	39	6	2	6	.317	.363	5
Raga, Argenis	.235	5	17	1	4	0	0	1	4	0	0	1	2	0	1	0	1	0	.312	.350	5
Santana, Gabriel	.232	15	56	8	13	1	0	2	5	1	0	4	1	0	7	0	0	1	.357	.295	2
Siddall, Brett	.264	43	159	17	42	11	1	4	29	0	2	6	9	0	32	1	1	5	.421	.324	1
White, Mikey	.315	29	111	18	35	10	0	2	16	0	2	4	14	2	29	0	2	1	.459	.405	5
Team Total	.242	75	2497	316	605	117	15	39	289	5	24	51	247	5	551	30	27	48	.348	.320	126

PITCHERS	W	L	ERA	G	GS	CG	SHO	SV	SVO	IP	H	R	ER	HR	HB	BB	IBB	SO	WP	BK	AVG
Beasley, Derek	3	1	2.93	13	0	0	0	0	0	27.2	25	12	9	1	1	13	0	29	4	1	.229
Bowers, Heath	3	1	2.52	15	6	0	0	0	1	35.2	29	16	10	1	2	16	0	31	3	1	.213
Derby, Bowdien	1	0	0.78	12	8	0	0	0	0	34.2	19	4	3	2	0	10	0	45	0	0	.161
De Young, Derek	0	1	3.86	9	0	0	0	0	0	11.2	8	7	5	0	0	12	0	11	3	0	.182
Driver, Dustin	1	5	4.99	14	10	0	0	0	1	52.1	53	39	29	4	2	35	0	32	8	0	.269
Duchene, Kevin	0	2	4.84	8	5	0	0	0	0	22.1	21	15	12	2	1	9	0	18	1	0	.241
Duno, Angel	0	3	5.59	6	6	0	0	0	0	29.0	42	22	18	2	1	1	0	18	0	1	.333
Fagan, Michael	0	0	1.17	5	0	0	0	1	1	7.2	4	1	1	0	0	1	0	9	2	0	.154
Ferreras, Kevin	4	2	2.66	15	3	0	0	0	1	47.1	42	21	14	0	3	14	0	37	6	0	.231
Frias, Dawrin	1	0	1.23	7	0	0	0	0	0	7.1	4	1	1	0	0	5	0	10	1	0	.154
Frias, Dawrin	1	0	2.35	11	0	0	0	0	0	15.1	9	5	4	1	3	9	1	20	4	0	.158
Friedrichs, Kyle	1	3	4.50	14	11	0	0	0	0	36.0	32	22	18	2	2	13	0	19	1	0	.250
Gorman, John	2	2	5.40	13	0	0	1	2	18.1	18	12	11	0	0	13	4	21	3	1	.257	
Gorton, Ryan	1	1	3.00	8	0	0	0	3	4	12.0	10	5	4	0	0	4	0	12	0	0	.238
Kohler, Chris	2	3	4.66	11	6	0	0	0	0	38.2	40	21	20	2	6	10	0	37	3	0	.270
Kurz, Cody	0	4	8.24	13	0	0	0	0	0	19.2	25	19	18	2	4	14	0	16	2	0	.321
Lyons, Jared	0	0	12.27	12	0	0	0	0	1	14.2	32	28	20	1	1	7	0	15	5	1	.427
Manarino, Evan	3	2	5.59	15	5	0	0	1	1	38.2	46	26	24	2	0	6	1	28	4	0	.293
Massad, Jonathan	3	4	3.86	9	8	0	0	0	0	49.0	46	29	21	5	1	10	0	31	1	1	.251
Miller, Corey	2	4	2.91	15	5	0	0	1	1	46.1	47	19	15	1	2	9	0	27	3	0	.258
Naille, James	3	0	1.93	18	0	0	0	6	8	23.1	19	6	5	0	0	6	1	17	2	0	.218
Painton, Tyler	2	1	5.06	16	0	0	0	2	3	32.0	28	19	18	3	3	6	0	20	4	0	.233
Rivas, Jesus	0	0	5.40	2	0	0	0	0	0	5.0	9	4	3	0	0	1	0	6	0	0	.391
Schwartz, Jordan	0	2	16.88	2	2	0	0	0	0	5.1	12	12	10	0	0	6	0	1	4	0	.444
Sosa, Lee	1	0	2.00	4	0	0	0	0	0	9.0	7	3	2	0	1	5	0	5	0	0	.206
Tomasovich, Andrew	0	0	2.21	12	0	0	0	1	3	20.1	14	6	5	1	1	7	0	17	1	0	.192
Vattuone, Dominique	0	0	0.00	1	0	0	0	0	0	2.1	2	0	0	0	0	0	0	1	0	0	.200
Veliz, Victor	0	0	0.00	1	0	0	0	0	0	3.0	2	1	0	0	0	0	0	4	0	0	.182
Willman, Tyler	0	1	20.25	2	0	0	0	0	0	2.2	4	7	6	0	1	4	0	2	5	0	.308
Team Total	33	42	4.15	75	75	0	6	16	27	652.0	640	377	301	31	32	237	6	519	66	6	2.55

ARIZONA

BATTERS	AVG	G	AB	R	H	2B	3B	HR	RBI	SH	SF	HP	BB	IBB	SO	SB	CS	DP	SLG	OBP	E
Barrera, Luis	.287	37	115	17	33	3	2	0	12	2	4	0	12	0	26	1	0	0	.348	.344	4
Brown, Seth	.200	6	20	2	4	1	2	0	0	0	0	0	3	0	2	0	0	2	.450	.304	0
Collins, Nick	.111	4	9	0	1	0	0	0	2	0	0	0	2	0	2	0	0	0	.111	.273	0
Conlon, Shane	.327	30	107	15	35	4	3	0	18	3	1	2	10	0	16	2	1	2	.421	.392	2
Devencenzi, Jordan	.600	2	5	1	3	0	0	0	1	0	0	2	0	0	0	0	0	0	.600	.714	0
Diaz, Edwin	.171	24	76	10	13	2	0	2	6	0	0	1	8	0	22	0	0	1	.276	.259	5
Gavitt, Tom	.175	16	57	2	10	1	0	0	2	1	0	1	1	0	21	0	0	2	.193	.203	4
Guzman, Miguel	.255	32	102	13	26	7	2	0	13	0	1	0	4	0	19	1	1	1	.363	.280	3
Hiciano, Carlos	.199	53	191	14	38	4	0	0	8	0	0	1	4	0	47	5	1	3	.220	.219	12
Ladendorf, Tyler	.750	2	4	2	3	0	0	0	0	0	0	1	1	0	0	0	0	0	.750	.833	0
Marinez, Eric	.241	47	158	17	38	6	2	0	18	1	4	0	16	0	33	2	0	4	.304	.303	15
Martin, Mike	.147	27	75	13	11	0	0	0	3	0	1	7	14	0	25	8	1	0	.147	.330	0
Martinez, Robert	.162	36	111	11	18	2	2	2	9	0	1	0	19	0	53	2	0	3	.270	.282	2
Mercedes, Miguel	.216	49	167	15	36	12	2	2	28	0	3	6	17	1	70	1	2	2	.347	.306	18
Mullen, Robert	.231	26	78	8	18	5	1	0	8	1	0	1	11	0	13	3	0	2	.321	.333	6
Paz, Andy	.261	7	23	1	6	0	0	0	3	0	0	0	5	0	6	1	0	0	.261	.393	0
Penalo, Rodolfo	.222	41	144	25	32	2	4	0	7	1	0	2	19	0	29	6	6	3	.292	.321	1
Proudfoot, Tim	.250	2	8	1	2	1	0	0	2	0	0	0	0	0	3	0	0	1	.375	.250	0
Ravelo, Rangel	.360	9	25	7	9	3	1	0	7	0	0	3	7	1	3	1	0	0	.560	.543	1
Rodriguez, Jean Carlo	.214	26	56	10	12	2	1	0	8	0	0	9	19	0	14	2	1	3	.286	.476	4
Rodriguez, Jhonny	.284	27	109	11	31	11	2	1	17	0	2	2	7	0	32	1	0	4	.450	.333	6
Siddall, Brett	.342	19	73	12	25	5	3	2	13	0	1	1	10	0	9	3	0	2	.575	.424	1
Sportman, J.P.	.333	7	24	5	8	0	0	0	2	0	0	0	3	0	2	3	0	2	.333	.407	1
Sunde, Brett	.196	18	51	2	10	4	0	0	0	0	0	2	0	0	12	0	0	0	.275	.255	3
Terrell, James	.153	21	72	11	11	1	1	0	5	0	1	1	14	0	30	2	3	2	.194	.295	1
Team Total	.233	56	1860	225	433	76	28	9	192	9	19	42	208	2	489	44	16	39	.318	.321	101

PITCHERS	W	L	ERA	G	GS	CG	SHO	SV	SVO	IP	H	R	ER	HR	HB	BB	IBB	SO	WP	BK	AVG
Alejo, Yordy	2	1	5.29	14	0	0	0	2	2	17.0	21	15	10	0	1	2	0	14	1	0	.300
Altamirano, Xavier	2	1	3.22	13	2	0	0	1	1	36.1	33	21	13	4	0	8	0	23	0	0	.237
Andueza, Ivan	3	1	2.51	14	4	0	0	0	0	46.2	44	16	13	2	3	15	0	44	3	2	.249
Berube, Marc	0	2	7.11	11	0	0	0	0	1	12.2	27	13	10	0	0	3	0	11	4	0	.435
Biegalski, Boomer	0	1	3.18	6	4	0	0	0	0	11.1	8	7	4	2	2	2	0	12	2	0	.186
Blanco, Argenis	4	6	3.16	14	3	0	0	0	0	57.0	71	28	20	2	2	11	0	39	7	1	.302
Brasier, Ryan	1	1	3.60	4	1	0	0	0	0	5.0	5	2	2	0	0	1	0	4	1	0	.250
Butler, Brendan	0	2	5.30	15	0	0	0	2	2	18.2	24	12	11	0	4	8	0	11	2	0	.320
Chalmers, Dakota	0	1	2.66	11	11	0	0	0	0	20.1	15	9	6	0	1	17	0	18	3	1	.205
Derby, Bowdien	0	1	6.75	2	2	0	0	0	0	2.2	5	3	2	0	0	0	0	2	0	0	.385
Duchene, Kevin	0	1	0.00	2	2	0	0	0	0	3.0	4	1	0	0	0	0	0	1	0	0	.364
Duno, Angel	4	2	2.93	8	7	0	0	0	1	40.0	42	15	13	1	4	3	0	35	0	1	.268
Gorman, John	0	0	0.00	2	0	0	0	0	0	2.0	0	0	0	0	0	0	0	0	0	0	.000
Gorton, Ryan	0	0	2.45	6	0	0	0	1	1	7.1	6	3	2	0	0	1	0	9	0	0	.214
Hurlbut, Dustin	0	0	3.14	13	0	0	0	5	6	14.1	11	5	5	0	0	10	0	20	2	0	.216
Kelliher, Branden	0	5	8.24	14	7	0	0	1	1	31.2	36	31	29	0	13	19	0	19	5	0	.298
Martinez, Jorge	1	1	4.67	13	0	0	0	0	0	17.1	19	11	9	0	0	7	0	20	2	0	.279
Naile, James	0	0	0.00	2	0	0	0	0	0	2.0	0	0	0	0	0	0	0	1	0	0	.000
Nelo, Emerson	1	0	3.12	13	0	0	0	0	0	17.1	11	8	6	0	3	16	0	14	4	0	.180
Ortiz, Phillip	0	0	2.00	10	0	0	0	0	0	9.0	5	3	2	1	3	9	0	10	1	2	.172
Peters, Tanner	1	1	3.00	5	2	0	0	0	0	9.0	9	3	3	0	0	1	0	9	2	0	.250
Rivas, Jesus	0	0	4.97	10	0	0	0	0	0	12.2	20	13	7	0	3	3	0	6	2	0	.339
Ruiz, Armando	1	0	4.32	13	0	0	0	0	3	16.2	14	11	8	0	2	10	1	24	4	0	.212
Schwartz, Jordan	0	1	3.29	8	7	0	0	0	0	13.2	9	5	5	0	5	9	0	13	7	0	.196
Tomasovich, Andrew	0	0	2.45	3	0	0	0	0	0	3.2	3	1	1	0	0	2	0	3	1	0	.250
Urlaub, Jeff	1	0	2.25	3	0	0	0	0	0	4.0	2	1	1	0	0	2	0	4	0	0	.167
Veliz, Victor	2	0	3.00	4	0	0	0	0	0	12.0	10	4	4	0	0	3	0	12	0	0	.233
Willman, Tyler	0	0	2.25	8	0	0	0	0	0	8.0	7	3	2	0	3	2	0	6	2	0	.226
Zambrano, Jesus	1	4	5.52	13	4	0	0	1	1	44.0	66	30	27	0	1	9	0	31	4	3	.361
Team Total	24	32	3.89	56	56	0	1	13	19	495.1	527	274	214	10	50	173	1	415	59	10	.273

PLAYER DEVELOPMENT

DOMINICAN

BATTERS	AVG	G	AB	R	H	2B	3B	HR	RBI	SH	SF	HP	BB	IBB	SO	SB	CS	DP	SLG	OBP	E
Agelvis, Javier	.201	68	204	20	41	6	2	0	17	5	1	5	50	1	74	14	5	2	.250	.369	9
Arias, Tony	.157	31	102	12	16	3	2	2	11	1	1	0	11	0	38	4	2	2	.284	.237	4
De Los Santos, Martin	.237	26	76	12	18	6	0	0	2	1	0	3	10	0	24	13	7	0	.316	.348	5
Godard, Javier	.277	59	220	34	61	16	2	1	22	4	2	4	24	0	28	14	10	5	.382	.356	13
Gonzalez, Yhoelny	.215	69	228	31	49	10	4	1	14	5	1	1	28	0	89	24	9	3	.307	.302	3
Gordon, Jorge	.252	56	206	12	52	9	2	0	23	3	5	1	12	0	33	2	5	4	.316	.290	7
Hernandez, Luis	.177	56	164	13	29	2	0	0	12	4	1	5	34	1	36	1	2	8	.189	.333	9
Lage, Jesus	.176	48	159	15	28	3	1	0	19	4	1	6	17	0	41	9	6	0	.208	.279	18
Monseratt, Jesus	.227	36	119	14	27	11	0	1	7	3	0	4	8	0	25	1	0	4	.345	.298	5
Mordock, Erick	.195	51	164	19	32	5	0	0	9	3	1	6	24	0	28	7	6	3	.226	.318	2
Rigby, Gean	.199	49	136	16	27	2	0	0	3	8	0	1	28	0	35	8	6	0	.213	.339	4
Rivas, Jose	.223	53	179	11	40	6	0	1	16	2	0	5	24	0	19	1	0	1	.274	.332	6
Rodriguez, Jhonny	.171	13	41	4	7	2	1	1	4	0	0	2	5	0	9	0	0	1	.341	.292	0
Silva, Andys	.190	63	189	21	36	6	1	0	13	4	3	3	31	0	47	7	7	3	.233	.310	11
Team Total	.212	72	2253	239	477	89	15	7	178	48	17	47	313	2	552	105	65	38	.274	.318	115

PITCHERS	W	L	ERA	G	GS	CG	SHO	SV	SVO	IP	H	R	ER	HR	HB	BB	IBB	SO	WP	BK	AVG
Agelvis, Javier	0	0	0.00	1	0	0	0	0	0	0.1	0	0	0	0	0	0	0	0	0	0	0.000
Aquino, Ruber	1	4	4.65	17	0	0	0	2	5	31.0	25	18	16	3	2	19	1	21	1	2	2.19
Arias, Tony	0	0	0.00	1	0	0	0	0	0	2.0	1	0	0	0	0	1	0	1	0	0	0.111
Calderon, Alexander	6	1	2.38	15	2	0	0	1	1	64.1	50	24	17	2	6	25	0	58	10	2	2.20
Charles, Wandisson	1	5	4.12	12	12	0	0	0	0	39.1	31	23	18	0	3	38	0	37	11	1	2.21
De La Cruz, Frederick	0	4	9.97	10	6	0	0	0	1	21.2	29	27	24	1	9	14	0	13	5	1	3.19
De Los Santos, Martin	0	0	0.00	1	0	0	0	0	0	2.0	4	0	0	0	0	0	0	1	0	0	0.500
Gonzalez, Yhoelny	0	0	54.00	1	0	0	0	0	0	0.2	2	4	4	0	0	2	0	0	0	0	0.500
Hernandez, Luis	0	0	0.00	1	0	0	0	1	1	0.2	0	0	0	0	0	0	0	0	0	0	0.000
Hoyos, Reinaldo	1	3	3.29	16	0	0	0	2	2	27.1	25	11	10	0	2	13	0	17	5	0	2.58
Hurtado, Jhenderson	3	2	4.31	15	8	0	0	0	0	62.2	45	32	30	1	14	30	0	53	13	1	2.02
Lage, Jesus	0	0	INF	1	0	0	0	0	0	0.0	2	1	1	0	0	0	0	0	0	0	0.000
Magallanes, Wilfredo	1	4	4.92	15	6	0	0	0	0	56.2	63	38	31	2	5	22	0	28	10	1	2.88
Montilla, David	1	1	14.46	7	0	0	0	0	2	9.1	13	20	15	1	2	7	1	5	5	0	3.17
Mora, Jose	1	3	3.63	12	10	0	0	0	0	39.2	34	23	16	0	3	30	0	27	13	1	2.46
Morban, Jose	0	1	1.23	2	2	0	0	0	0	7.1	1	3	1	0	1	4	0	2	2	0	0.040
Rigby, Gean	0	0	INF	1	0	0	0	0	0	0.0	0	1	1	0	0	1	0	0	0	1	0
Rodriguez, Santiago	1	5	3.33	13	8	0	0	0	0	54.0	55	26	20	1	8	25	0	27	9	0	2.74
Ruiz, Jean	2	4	3.02	15	5	0	0	2	3	56.2	49	33	19	5	5	24	1	41	9	0	2.29
Silva, Andys	0	0	0.00	1	0	0	0	0	0	0.1	0	0	0	0	0	0	0	0	0	0	0.000
Sullivan, Enmanuel	0	1	3.38	14	1	0	0	0	0	21.1	9	10	8	0	5	16	0	14	15	0	1.30
Tovar, Oscar	3	5	2.60	13	11	0	0	0	0	55.1	35	25	16	0	6	22	0	26	8	0	1.84
Trejo, Jose	0	0	3.38	2	0	0	0	0	0	2.2	1	1	1	0	1	3	0	1	3	0	1.25
Vargas, Alejandro	4	2	1.95	18	1	0	0	3	5	55.1	43	18	12	0	1	18	0	47	14	0	2.09
Vilchez, Gerardo	1	1	2.25	9	0	0	0	4	5	12.0	11	6	3	0	3	6	0	10	1	0	2.68
Team Total	26	46	3.79	72	72	0	4	15	25	622.2	528	344	262	16	76	320	3	429	135	9	2.33

ORGANIZATIONAL STANDINGS

Club	First Half			Second Half			Overall			
	W-L	Pos.	GB	W-L	Pos.	GB	W-L	Pos.	GB	Pct.
Nashville (AAA)							66-78	3rd	-12.0	.458
Midland (AA)	35-35	2nd	-13.0	48-22	1st	7.0	83-57	2nd	-6.0	.593
Stockton (A)	38-32	2nd	-4.0	36-34	3rd	-6.0	74-66	2nd	-10.0	.529
Beloit (A)	26-44	7th	-20.0	29-40	5th	-18.5	55-84	6th	-33.5	.396
Vermont (Short-A)							33-42	4th	-9.0	.440
Arizona (Rookie)	14-14	T-3rd	-2.0	10-18	4th	-7.5	24-32	5th	-8.5	.429
Dominican (Rookie)							26-46	6th	-17.0	.361

ORGANIZATIONAL LEADERS

ORGANIZATIONAL BATTING LEADERS

BATTING AVERAGE	CLUB(S)	AvG.	G	AB	R	H	HR	RBI
Pinder, Chad	MID	.317	117	477	71	151	15	86
Pridie, Jason	NAS	.310	127	478	84	148	20	89
Walsh, Colin	MID	.302	134	487	97	147	13	49
Barreto, Franklin	STK	.302	90	338	50	102	13	47
Healy, Ryon	MID	.302	124	507	63	153	10	62
Oberacker, Chad	MID	.294	101	395	69	116	5	44
Wendle, Joey	NAS	.289	137	577	80	167	10	57
Vertigan, Brett	BEL, STK	.288	137	546	98	157	4	55
Roberts, Ryan	NAS	.283	114	442	53	125	13	58
Nunez, Renato	MID	.278	93	381	62	106	18	61

(Minimum 313 AB)

HITS	CLUB(S)	H	HOME RUNS	CLUB(S)	HR	RBI	CLUB(S)	RBI
Wendle, Joey	NAS	167	Chapman, Matt	STK	23	Pridie, Jason	NAS	89
Vertigan, Brett	STK, BEL	157	Pridie, Jason	NAS	20	Pinder, Chad	MID	86
Healy, Ryon	MID	153	Nunez, Renato	MID	18	Marincov, Tyler	STK	75
Pinder, Chad	MID	151	Olson, Matt	MID	17	Olson, Matt	MID	75
Pridie, Jason	NAS	148	Pinder, Chad	MID	15	Munoz, Yairo	STK, BEL	74
Walsh, Colin	MID	147	Higley, Justin	STK, BEL	14	Brugman, Jaycob	MID	63
Munoz, Yairo	STK, BEL	135	Marincov, Tyler	STK	14	Healy, Ryon	MID	62
Marincov, Tyler	STK	134	5 players tied		13	Brizuela, Jose	STK, BEL	61
Brugman, Jaycob	MID	130				Nunez, Renato	MID	61
Bennie, Joe	BEL	128				Kuhn, Max	BEL	59

RUNS SCORED	CLUB(S)	R	DOUBLES	CLUB(S)	2B	TRIPLES	CLUB(S)	3B
Vertigan, Brett	STK, BEL	98	Wendle, Joey	NAS	42	Boyd, B.J.	STK	8
Walsh, Colin	MID	97	Walsh, Colin	MID	39	Brugman, Jaycob	MID	8
Pridie, Jason	NAS	84	Olson, Matt	MID	37	Wendle, Joey	NAS	8
Olson, Matt	MID	82	Bennie, Joe	BEL	35	Pridie, Jason	NAS	7
Wendle, Joey	NAS	80	Roberts, Ryan	NAS	33	Vertigan, Brett	STK, BEL	7
Marincov, Tyler	STK	79	Pinder, Chad	MID	32	Oberacker, Chad	MID	5
Pinder, Chad	MID	71	Healy, Ryon	MID	31	7 players tied		4
Munoz, Yairo	STK, BEL	69	Brizuela, Jose	STK, BEL	29			
Oberacker, Chad	MID	69	Kuhn, Max	BEL	29			
Boyd, B.J.	STK	67	Marincov, Tyler	STK	29			

WALKS	CLUB(S)	BB	STOLEN BASES	CLUB(S)	SB	EXTRA-BASE HITS	CLUB(S)	XBH
Walsh, Colin	MID	124	Vertigan, Brett	STK, BEL	30	Wendle, Joey	NAS	60
Olson, Matt	MID	105	Gentry, Craig	NAS	25	Olson, Matt	MID	54
Vertigan, Brett	STK, BEL	68	Higley, Justin	STK, BEL	25	Walsh, Colin	MID	54
Bennie, Joe	BEL	66	Gonzalez, Yhoelny	DSL	24	Pridie, Jason	NAS	51
Brugman, Jaycob	MID	62	Pridie, Jason	NAS	20	Bennie, Joe	BEL	49
Cogswell, Brandon	STK	56	Oberacker, Chad	MID	19	Pinder, Chad	MID	49
Kuhn, Max	BEL	55	Boyd, B.J.	STK	18	Chapman, Matt	STK	47
Pridie, Jason	NAS	55	Angle, Matt	NAS, MID	15	Marincov, Tyler	STK	47
Brizuela, Jose	STK, BEL	54	5 players tied		14	Roberts, Ryan	NAS	47
2 players tied		51				Brizuela, Jose	STK, BEL	44

TOTAL BASES	CLUB(S)	TB	SLUGGING PCT.	CLUB(S)	SLG	ON-BASE PCT.	CLUB(S)	OBP
Wendle, Joey	NAS	255	Pridie, Jason	NAS	.515	Walsh, Colin	MID	.447
Pridie, Jason	NAS	246	Barreto, Franklin	STK	.500	Olson, Matt	MID	.388
Pinder, Chad	MID	232	Pinder, Chad	MID	.486	Pridie, Jason	NAS	.380
Walsh, Colin	MID	229	Nunez, Renato	MID	.480	Vertigan, Brett	STK, BEL	.365
Healy, Ryon	MID	216	Walsh, Colin	MID	.470	Bennie, Joe	BEL	.363
Marincov, Tyler	STK	213	Roberts, Ryan	NAS	.450	Pinder, Chad	MID	.361
Vertigan, Brett	STK, BEL	210	Wendle, Joey	NAS	.442	Oberacker, Chad	MID	.360
Munoz, Yairo	STK, BEL	206	Olson, Matt	MID	.438	Brizuela, Jose	STK, BEL	.358
Olson, Matt	MID	204	Whitaker, Josh	MID	.437	Harris, James	NAS, BEL	.356
Bennie, Joe	BEL	202	Brizuela, Jose	STK, BEL	.431	Roberts, Ryan	NAS	.355

Organizational Leaders, continued

ORGANIZATIONAL PITCHING LEADERS

EARNED RUN AVERAGE	CLUB(S)	W-L	ERA	IP	H	BB	SO
Overton, Dillon	MID, STK	7-6	3.43	126.0	127	27	106
Zito, Barry	NAS	8-7	3.46	138.0	121	60	91
Seddon, Joel	STK	8-8	3.59	105.1	103	17	82
Covey, Dylan	STK	8-9	3.59	140.1	135	43	100
Joseph, Jonathan	MID, STK	9-4	3.81	101.2	102	30	86
Atherton, Tim	MID, STK	5-4	4.10	101.0	96	35	89
Long, Nate	NAS, MID	8-9	4.29	151.0	146	67	116
Wagman, Joey	MID, STK, BEL	9-6	4.44	101.1	109	20	81
Mills, Brad	NAS	5-12	4.52	137.1	134	55	95
Neal, Zach	NAS, MID	10-13	4.67	167.2	194	35	100

(Minimum 93 IP)

WINS	CLUB(S)	W	SAVES	CLUB(S)	SV	COMPLETE GAMES	CLUB(S)	CG
Graves, Brett	BEL	12	McCurry, Brendan	MID, STK	27	Gossett, Daniel	BEL	2
Sanchez, Jake	NAS, MID	11	Dull, Ryan	NAS, MID	12	Neal, Zach	NAS, MID	2
Neal, Zach	NAS, MID	10	Castro, Angel	NAS	8	Atherton, Tim	MID, STK	1
Trivino, Lou	STK	10	Cook, Ryan	NAS	8	Bassitt, Chris	NAS	1
Finnegan, Kyle	STK	9	Frankoff, Seth	NAS, MID	8	Long, Nate	NAS, MID	1
Jensen, Chris	MID	9	Torres, Jose	STK, BEL	8	Sanchez, Jake	NAS, MID	1
Joseph, Jonathan	MID, STK	9	Walter, Corey	STK	8	Zito, Barry	NAS	1
Wagman, Joey	MID, STK, BEL	9	Bracewell, Ben	STK	7			
Four players tied		8	Naile, James	VER, AZL	6			
			3 players tied		5			

INNINGS PITCHED	CLUB(S)	IP	STRIKEOUTS	CLUB(S)	SO
Neal, Zach	NAS, MID	167.2	Long, Nate	NAS, MID	116
Jensen, Chris	MID	166.1	Gossett, Daniel	BEL	112
Long, Nate	NAS, MID	151.0	Overton, Dillon	MID, STK	106
Sanchez, Jake	NAS, MID	151.0	Sanchez, Jake	NAS, MID	106
Gossett, Daniel	BEL	144.2	Covey, Dylan	STK	100
Graves, Brett	BEL	142.2	Neal, Zach	NAS, MID	100
Covey, Dylan	STK	140.1	Finnegan, Kyle	STK	96
Zito, Barry	NAS	138.0	Mills, Brad	NAS	95
Mills, Brad	NAS	137.1	Bragg, Sam	STK	92
Mendez, Junior	MID, BEL	135.2	3 players tied		91

2015 MINOR LEAGUE ALL-STARS

Pacific Coast League, Postseason

Joey Wendle

Pacific Coast League, Midseason

Jason Pridie

Texas League, Postseason

Ryan Dull

Ryon Healy

Chad Pinder*

Colin Walsh

*Player of the Year

Texas League, Midseason

Carson Blair

Ryan Dull

Ryon Healy

Nate Long

Chad Oberacker

Matt Olson

Chad Pinder

Colin Walsh

California League, Postseason

None

California League, Midseason

Dylan Covey

Midwest League, Postseason

None

Midwest League, Midseason

Brett Graves

Yairo Munoz

Sandber Pimentel

New York-Penn League, Midseason

Seth Brown

Nick Collins

ORGANIZATIONAL PLAYERS

IOLANA K.P. AKAU

C

Born: Waipahu, Hawai'i, August 31, 1995; **Home:** Waipahu, Hawai'i
Bats: Right; **Throws:** Right; **Height:** 5-10; **Weight:** 187
Obtained: Selected in the 20th round of the 2013 First-Year Player Draft

Graduated from St. Louis School (HI)...signed by J.T. Stotts...had committed to play collegiately at the University of Hawai'i before being drafted out of high school.

Year	Club	AVG.	G	AB	R	H	2B	3B	HR	RBI	SH	SF	HP	BB	SO	SB	CS	SLG	OBP	E
2013	AZL A's (R)	.133	11	30	2	4	1	0	0	1	0	1	0	2	10	0	0	.167	.182	1
2014	AZL A's (R)	.169	18	59	9	10	2	0	0	6	0	2	1	5	19	0	0	.203	.239	6
	Beloit (A)	.000	1	1	0	0	0	0	0	0	0	0	0	0	0	0	0	.000	.000	1
2015	Vermont (A)	.296	8	27	4	8	1	0	1	4	0	0	2	2	4	0	0	.387	.444	0
	Beloit (A)	.252	41	147	19	37	9	1	2	14	0	1	8	12	49	0	1	.367	.339	8
Minor League Totals		.223	79	264	34	59	13	1	3	25	0	4	11	21	82	0	1	.314	.303	16

YORDY JESUS ALEJO (PEREZ)

RHP

Born: Puerto Cabello, Venezuela, November 13, 1993; **Home:** Puerto Cabello, Venezuela
Bats: Right; **Throws:** Right; **Height:** 6-3; **Weight:** 233
Obtained: Signed as a free agent to a minor league contract, March 30, 2011

Signed by Julio Franco...missed the 2013 season due to a right leg fracture and the 2014 season due to a right foot fracture.

Year	Club	W	L	ERA	G	GS	CG	SHO	SV	IP	H	R	ER	HR	HB	BB	IBB	SO	WP	BK
2011	DSL A's (R)	0	6	6.68	15	0	0	0	0	31.0	36	28	23	4	3	18	2	10	4	0
2012	DSL A's (R)	2	2	1.42	11	0	0	0	0	19.0	24	8	3	0	2	7	0	8	0	0
2013																				
2014																				
2015	AZL A's (R)	2	1	5.29	14	0	0	0	2	17.0	21	15	10	0	1	2	0	14	1	0
Minor League Totals		4	9	4.84	40	0	0	0	2	67.0	81	51	36	4	6	27	2	32	5	0

XAVIER N. ALTAMIRANO

RHP

Born: Douglas, Arizona, July 20, 1994; **Home:** Douglas, Arizona
Bats: Right; **Throws:** Right; **Height:** 6-0; **Weight:** 190
Obtained: Selected in the 27th round of the 2015 First-Year Player Draft

Graduated from Douglas HS (AZ)...signed by Yancy Ayres...played collegiately at Cochise College (AZ) and Oral Roberts University...as a junior at Oral Roberts in 2015, earned Summit League Pitcher of the Year honors.

Year	Club	W	L	ERA	G	GS	CG	SHO	SV	IP	H	R	ER	HR	HB	BB	IBB	SO	WP	BK
2015	AZL A's (R)	2	1	3.22	13	2	0	0	1	36.1	33	21	13	4	0	8	0	23	0	0
Minor League Totals		2	1	3.22	13	2	0	0	1	36.1	33	21	13	4	0	8	0	23	0	0

IVAN GUSTAVO ANDUEZA (ALVAREZ)

LHP

Born: Barquisimeto, Venezuela, February 7, 1995; **Home:** Barquisimeto, Venezuela
Bats: Left; **Throws:** Left; **Height:** 5-10; **Weight:** 188
Obtained: Signed as a free agent to a minor league contract, June 14, 2012

Signed by Julio Franco...has improved his record and ERA in each of his three professional season.

Year	Club	W	L	ERA	G	GS	CG	SHO	SV	IP	H	R	ER	HR	HB	BB	IBB	SO	WP	BK
2013	DSL A's (R)	2	7	3.09	14	14	0	0	0	67.0	68	28	23	1	3	22	0	49	7	1
2014	DSL A's (R)	2	4	2.94	14	8	0	0	1	52.0	43	22	17	0	1	24	0	51	8	0
2015	AZL A's (R)	3	1	2.51	14	4	0	0	0	46.2	44	16	13	2	3	15	0	44	3	2
Minor League Totals		7	12	2.88	42	0	0	0	1	165.2	155	66	53	3	7	61	0	144	18	3

ANDRES AVILA (NAVARRO)

RHP

Born: Guaymas, Sonora, Mexico, June 20, 1990; **Home:** Guaymas, Sonora, Mexico
Bats: Right; **Throws:** Right; **Height:** 5-11; **Weight:** 188
Obtained: Signed as a free agent to a minor league contract, April 5, 2010

Organizational Players, continued

Signed by Craig Weissman...in 2012, was named New York-Penn League Pitcher of the Week for the period ending September 4...in 2014, finished seventh among A's farmhands with eight saves and was named a Midwest League Midseason All-Star...tied a career high with seven wins in 2015.

Year	Club	W	L	ERA	G	GS	CG	SHO	SV	IP	H	R	ER	HR	HB	BB	IBB	SO	WP	BK
2010	AZL A's (R)	0	2	5.65	12	0	0	0	2	14.1	13	12	9	1	2	6	0	16	4	0
	Quintana Roo (Mex.)	1	1	4.43	16	0	0	0	0	20.1	21	11	10	2	2	5	1	8	1	0
2011	AZL A's (R)	3	5	5.20	15	13	0	0	0	62.1	83	46	36	6	5	16	0	71	5	0
2012	Vermont (A)	3	4	3.82	15	12	0	0	0	66.0	68	36	28	7	8	16	0	60	4	0
2013	Stockton (A)	0	3	9.30	5	5	0	0	0	20.1	26	22	21	3	3	7	0	19	4	1
	Beloit (A)	7	4	5.01	23	11	0	0	2	88.0	106	61	49	9	3	44	0	55	4	1
2014	Beloit (A)	2	3	2.67	24	0	0	0	8	33.2	32	14	10	2	2	6	0	23	2	0
	Stockton (A)	3	1	3.00	17	0	0	0	0	36.0	34	13	12	4	0	11	2	41	0	0
2015	Stockton (A)	2	0	0.00	8	1	0	0	3	13.2	8	1	0	0	0	2	0	13	0	0
	Midland (AA)	5	1	4.10	32	0	0	0	0	48.1	54	24	22	5	1	14	4	42	0	0
Minor League Totals		25	23	4.40	151	42	0	0	15	382.2	424	229	187	37	24	122	6	340	24	2
Mexican League Totals		1	1	4.43	16	0	0	0	0	20.1	21	11	10	2	2	5	1	8	1	0

LUIS RAFAEL BARRERA (HERRERA)

OF

Born: Tamboril, Dominican Republic, November 15, 1995; **Home:** Tamboril, Dominican Republic

Bats: Left; **Throws:** Left; **Height:** 6-1; **Weight:** 200

Obtained: Signed as a free agent to a minor league contract, July 3, 2012

Signed by Raymond Abreu.

Year	Club	AVG.	G	AB	R	H	2B	3B	HR	RBI	SH	SF	HP	BB	SO	SB	CS	SLG	OBP	E
2013	DSL A's (R)	.190	39	126	15	24	5	4	4	20	0	2	3	18	22	3	3	.389	.302	2
2014	DSL A's (R)	.130	16	46	2	6	0	0	0	3	1	0	0	5	12	2	0	.130	.216	0
2015	AZL A's (R)	.287	37	115	17	33	3	2	0	12	2	4	0	12	26	1	0	.348	.344	4
Minor League Totals		.220	92	287	34	63	8	6	4	35	3	6	3	35	60	6	3	.331	.305	6

TREVOR JOSEPH BAYLESS

RHP

Born: Long Beach, California, October 6, 1991; **Home:** Temecula, California

Bats: Right; **Throws:** Right; **Height:** 6-2; **Weight:** 208

Obtained: Selected in the 22nd round of the 2013 First-Year Player Draft

Graduated from Great Oak HS (CA)...attended Palomar College and the University of San Diego...signed by Eric Martins...finished tied for fifth among A's minor leaguers in saves (7) in 2013 and was named to the New York-Penn League Midseason All-Star Team...set new career highs in games (34) and innings pitched (53.1) in 2015.

Year	Club	W	L	ERA	G	GS	CG	SHO	SV	IP	H	R	ER	HR	HB	BB	IBB	SO	WP	BK
2013	Vermont (A)	1	0	1.10	14	0	0	0	7	16.1	14	2	2	1	0	5	0	21	4	0
	Beloit (A)	1	2	9.00	6	0	0	0	0	8.0	14	8	8	2	1	4	0	8	2	0
2014	Vermont (A)	0	0	0.00	1	0	0	0	1	2.0	3	0	0	0	1	0	0	3	0	0
	Beloit (A)	1	0	5.23	24	0	0	0	0	41.1	39	28	24	8	3	29	0	22	7	0
2015	Beloit (A)	1	0	0.00	4	0	0	0	2	6.0	1	0	0	0	0	3	0	11	2	0
	Stockton (A)	0	2	4.31	31	0	0	0	0	48.0	42	24	23	7	0	21	0	45	4	0
	Nashville (AAA)	1	0	0.00	3	0	0	0	0	5.1	3	0	0	0	1	1	1	2	0	0
Minor League Totals		5	4	4.04	83	0	0	0	10	127.0	116	62	57	18	6	63	1	112	19	0

DEREK STEVEN BEASLEY

LHP

Born: Augusta, Georgia, February 2, 1992; **Home:** Harlem, Georgia

Bats: Left; **Throws:** Left; **Height:** 5-11; **Weight:** 184

Obtained: Selected in the 30th round of the 2014 First-Year Player Draft

Graduated from Harlem HS (GA)...played collegiately at the University of South Carolina-Aiken, where he was a two-time All-Peach Belt Conference honoree...signed by Neil Avent.

Year	Club	W	L	ERA	G	GS	CG	SHO	SV	IP	H	R	ER	HR	HB	BB	IBB	SO	WP	BK
2014	AZL A's (R)	4	2	6.27	13	0	0	0	1	18.1	22	15	13	1	1	11	0	21	6	0
2015	Vermont (A)	3	1	2.93	13	0	0	0	0	27.2	25	12	9	1	1	13	0	29	4	1
Minor League Totals		7	3	4.30	26	0	0	0	1	46.0	47	27	22	2	2	24	0	50	10	1

JOSEPH ROBERT BENNIE**IF**

Goes by "Joe"

Born: New York, New York, May 7, 1991; **Home:** Stroudsburg, Pennsylvania**Bats:** Right; **Throws:** Right; **Height:** 5-11; **Weight:** 195**Obtained:** Selected in the 28th round of the 2013 First-Year Player Draft

Graduated from Stroudsburg HS (PA)...attended East Stroudsburg University of Pennsylvania after transferring from LaSalle University...signed by Ron Vaughn...became the fourth player drafted in ESU history...was named a 2014 New York-Penn League Midseason All-Star...in 2015, finished in the top five among A's farmhands in doubles, walks, extra-base hits, and on-base percentage.

Year	Club	AVG.	G	AB	R	H	2B	3B	HR	RBI	SH	SF	HP	BB	SO	SB	CS	SLG	OBP	E
2013	AZL A's (R)	.246	20	65	10	16	3	1	1	7	0	0	0	14	22	1	1	.369	.380	3
2014	Vermont (A)	.288	45	156	15	45	9	1	1	14	0	2	0	21	51	4	1	.378	.369	7
2015	Beloit (A)	.272	131	470	63	128	35	3	11	56	0	4	3	66	137	14	5	.430	.363	11
Minor League Totals		.274	196	691	88	189	47	5	13	77	0	6	3	101	210	19	7	.412	.366	21

MARC-ANTOINE BERUBE**RHP**

Goes by "Marc"

Born: Scarborough, Quebec, Canada, February 12, 1993; **Home:** Trois-Pistoles, Quebec, Canada**Bats:** Right; **Throws:** Right; **Height:** 6-1; **Weight:** 188**Obtained:** Selected in the 28th round of the 2015 First-Year Player Draft

Did not play high school baseball...signed by Matt Higginson...was a member of the 2014 Quebec Champions and 21U Canadian Champions...played collegiately at Northeastern Oklahoma A&M College and Pitt.

Year	Club	W	L	ERA	G	GS	CG	SHO	SV	IP	H	R	ER	HR	HB	BB	IBB	SO	WP	BK
2015	AZL A's (R)	0	2	7.11	11	0	0	0	0	12.2	27	13	10	0	0	3	0	11	4	0
Minor League Totals		0	2	7.11	11	0	0	0	0	12.2	27	13	10	0	0	3	0	11	4	0

LEON MATHEW BIEGALSKI II**RHP**

Goes by "Boomer"

Born: Tallahassee, Florida, July 13, 1994; **Home:** Tallahassee, Florida**Bats:** Right; **Throws:** Right; **Height:** 6-2; **Weight:** 177**Obtained:** Selected in the 14th round of the 2015 First-Year Player Draft

Graduated from Chiles High School in Tallahassee, FL...played collegiately at College of Central Florida and Florida State University...signed by Jemel Spearman...was named ACC Tournament MVP in 2015...was named the Collegiate Baseball National Player of the Week on May 4, 2015.

Year	Club	W	L	ERA	G	GS	CG	SHO	SV	IP	H	R	ER	HR	HB	BB	IBB	SO	WP	BK
2015	AZL A's (R)	0	1	3.18	6	4	0	0	0	11.1	8	7	4	2	2	2	0	12	2	0
Minor League Totals		0	1	3.18	6	4	0	0	0	11.1	8	7	4	2	2	2	0	12	2	0

ARGENIS ALEJANDRO BLANCO (URBANEJA)**RHP****Born:** Los Teques, Venezuela, May 23, 1996; **Home:** San Antonio, Venezuela**Bats:** Right; **Throws:** Right; **Height:** 5-11; **Weight:** 202**Obtained:** Signed as a free agent to a minor league contract, December 4, 2012

Signed by Julio Franco...set career highs in wins and innings pitched in 2015.

Year	Club	W	L	ERA	G	GS	CG	SHO	SV	IP	H	R	ER	HR	HB	BB	IBB	SO	WP	BK
2013	DSL A's (R)	1	3	4.99	18	1	0	0	0	30.2	29	22	17	1	6	17	0	27	3	0
2014	DSL A's (R)	3	2	2.21	11	0	0	0	0	53.0	36	16	13	0	4	14	0	53	6	1
2015	AZL A's (R)	4	6	3.16	14	3	0	0	0	57.0	71	28	20	0	2	11	0	39	7	1
Minor League Totals		8	11	3.20	43	4	0	0	0	140.2	136	66	50	1	12	42	0	119	16	2

SKYE MICHAEL BOLT**OF****Born:** Atlanta, Georgia, January 15, 1994; **Home:** Ormond Beach, Florida**Bats:** Switch; **Throws:** Right; **Height:** 6-3; **Weight:** 175**Obtained:** Selected in the fourth round of the 2015 First-Year Player Draft

Graduated from Holy Innocents Episcopal School (GA)...played collegiately at North Carolina...signed by Neil Avent...originally drafted by Washington in the 26th round of the 2012 draft but did not sign.

Organizational Players, continued

Year	Club	AVG.	G	AB	R	H	2B	3B	HR	RBI	SH	SF	HP	BB	SO	SB	CS	SLG	OBP	E
2015	Vermont (A)	.238	52	181	26	43	10	2	4	19	0	1	0	24	44	2	1	.381	.325	8
Minor League Totals		.238	52	181	26	43	10	2	4	19	0	1	0	24	44	2	1	.381	.325	8

ROBERT HEATH BOWERS

RHP

Goes by "Heath"

Born: Sanford, North Carolina, July 25, 1993; **Home:** Lillington, North Carolina

Bats: Right; **Throws:** Right; **Height:** 6-4; **Weight:** 195

Obtained: Selected in the 24th round of the 2015 First-Year Player Draft

Graduated from Harnett Central High School in Angier, NC...played collegiately at Campbell University...signed by Neil Avent.

Year	Club	W	L	ERA	G	GS	CG	SHO	SV	IP	H	R	ER	HR	HB	BB	IBB	SO	WP	BK
2015	Vermont (A)	3	1	2.52	15	6	0	0	0	35.2	29	16	10	1	2	16	0	31	3	1
Minor League Totals		3	1	2.52	15	6	0	0	0	35.2	29	16	10	1	2	16	0	31	3	1

BIJON MONTELL BOYD

OF

Goes by "B.J."

Born: Mountain View, California, July 16, 1993; **Home:** Palo Alto, California

Bats: Left; **Throws:** Right; **Height:** 5-11; **Weight:** 230

Obtained: Selected in the fourth round of the 2012 First-Year Player Draft

Graduated from Palo Alto HS (CA)...hit .507 with 25 stolen bases in 28 games as a senior...signed by Jermaine Clark...in 2012, tied for eighth among A's minor leaguers in stolen bases...was named a New York-Penn League Midseason All-Star in 2013...tied for fifth among A's farmhands in triples (5) and was seventh in stolen bases (15) in 2014...in 2015, tied for first in the A's minor league system with eight triples...also finished seventh in stolen bases and 10th in runs scored.

Year	Club	AVG.	G	AB	R	H	2B	3B	HR	RBI	SH	SF	HP	BB	SO	SB	CS	SLG	OBP	E
2012	AZL A's (R)	.301	39	143	37	43	8	4	1	20	0	0	1	23	36	16	4	.434	.401	1
2013	Vermont (A)	.285	71	260	39	74	13	2	8	32	1	1	3	35	66	8	6	.442	.375	1
2014	Beloit (A)	.226	125	464	57	105	15	5	6	38	5	2	2	48	94	15	9	.319	.300	3
2015	Stockton (A)	.277	132	458	67	127	20	8	5	52	5	1	6	41	89	18	5	.389	.344	2
Minor League Totals		.263	367	1325	200	349	56	19	20	142	11	4	12	147	285	57	24	.380	.341	7

BENJAMIN ALBERT BRACEWELL

RHP

Goes by "Ben"

Born: Birmingham, Alabama, September 19, 1990; **Home:** Chelsea, Alabama

Bats: Right; **Throws:** Right; **Height:** 6-0; **Weight:** 206

Obtained: Signed as a non-drafted free agent, July 24, 2014

Graduated from Briarwood Christian High School in Birmingham, AL...played collegiately at Mississippi State University...went undrafted as a senior and began his professional career with the River City Rascals of the Frontier League before signing with the A's...in 2015, finished eighth among A's farmhands in saves.

Year	Club	W	L	ERA	G	GS	CG	SHO	SV	IP	H	R	ER	HR	HB	BB	IBB	SO	WP	BK
2014	AZL A's (R)	0	0	0.90	7	0	0	0	3	10.0	5	1	1	0	1	3	0	9	1	0
2015	Stockton (A)	6	2	2.89	43	0	0	0	7	56.0	45	19	18	5	2	12	0	54	3	0
Minor League Totals		6	2	2.59	50	0	0	0	10	66.0	50	20	19	5	3	15	0	63	4	0

SAMUEL ALEXANDER BRAGG

RHP

Goes by "Sam"

Born: Marietta, Georgia, March 23, 1993; **Home:** Marietta, Georgia

Bats: Switch; **Throws:** Right; **Height:** 6-0; **Weight:** 200

Obtained: Selected in the 18th round of the 2013 First-Year Player Draft

Graduated from Wheeler HS (GA)...attended Georgia Perimeter College (Covington, GA)...signed by Jemel Spearman...tied for ninth among A's farmhands in 2013 with six saves...in 2014, tied for eighth in saves (7) among A's farmhands...in 2015, finished ninth among A's farmhands with 92 strikeouts.

Year	Club	W	L	ERA	G	GS	CG	SHO	SV	IP	H	R	ER	HR	HB	BB	IBB	SO	WP	BK
2013	AZL A's (R)	1	0	0.00	4	0	0	0	1	7.1	2	0	0	0	0	2	1	14	5	0
	Vermont (A)	0	2	1.83	13	0	0	0	5	19.2	16	6	4	1	0	9	2	20	4	0
	Beloit (A)	0	0	0.00	2	0	0	0	0	2.0	0	0	0	0	0	0	0	3	0	0
2014	Beloit (A)	4	0	3.23	41	1	0	0	7	75.1	66	30	27	5	4	26	0	68	4	0
2015	Stockton (A)	7	2	3.65	44	0	0	0	1	74.0	64	38	30	8	3	23	0	92	3	0
Minor League Totals		12	4	3.08	104	1	0	0	14	178.0	148	74	61	14	7	90	3	197	16	0

JOSE GREGORIO BRIZUELA

IF

Born: Maracay, Venezuela, August 31, 1992; **Home:** Weston, Florida

Bats: Left; **Throws:** Right; **Height:** 5-11; **Weight:** 203

Obtained: Selected in the 16th round of the 2014 First-Year Player Draft

Graduated from Archbishop McCarthy HS (FL)...attended Florida State University...signed by Jemel Spearman...originally drafted by Cincinnati in the 46th round of the June, 2011 First-Year Player Draft but did not sign...in 2015, finished in the Top 10 among A's minor leaguers in RBI, doubles, walks, extra-base hits, slugging percentage, and on-base percentage.

Year	Club	AVG.	G	AB	R	H	2B	3B	HR	RBI	SH	SF	HP	BB	SO	SB	CS	SLG	OBP	E
2014	AZL A's (R)	.429	4	14	2	6	1	1	1	3	0	0	0	1	1	0	0	.857	1.324	1
	Vermont (A)	.241	55	187	25	45	9	1	5	22	0	3	5	15	42	2	1	.380	.310	6
2015	Beloit (A)	.270	109	381	49	103	28	3	11	56	0	2	4	49	89	8	2	.446	.358	26
	Stockton (A)	.147	10	34	3	5	1	0	1	5	0	0	0	5	10	0	0	.265	.256	2
Minor League Totals		.258	178	616	79	159	39	5	18	86	0	5	9	70	142	10	3	.425	.340	35

SETH WILLIAM BROWN

OF

Born: Klamath Falls, Oregon, July 13, 1992; **Home:** Medford, Oregon

Bats: Left; **Throws:** Left; **Height:** 6-2; **Weight:** 215

Obtained: Selected in the 19th round of the 2015 First-Year Player Draft

Graduated from North Medford HS (OR)...played collegiately at Linn-Benton Community College (OR) and Lewis-Clark State College (ID)...signed by Jim Coffman...was named to the 2015 New York-Penn League Midseason All-Star Team.

Year	Club	AVG.	G	AB	R	H	2B	3B	HR	RBI	SH	SF	HP	BB	SO	SB	CS	SLG	OBP	E
2015	AZL A's (R)	.200	6	20	2	4	1	2	0	0	0	0	0	3	2	0	0	.450	.304	0
	Vermont (A)	.289	62	239	32	69	19	3	3	35	0	2	1	25	51	6	2	.431	.356	7
Minor League Totals		.282	68	259	34	73	20	5	3	35	0	2	1	28	53	6	2	.432	.352	7

JAYCOB HULL BRUGMAN

OF

Born: Chandler, Arizona, January 18, 1992; **Home:** Phoenix, Arizona

Bats: Left; **Throws:** Left; **Height:** 5-11; **Weight:** 184

Obtained: Selected in the 17th round of the 2013 First-Year Player Draft

Graduated from Desert Vista HS (AZ)...attended Brigham Young University...signed by Trevor Ryan...originally drafted by New York (AL) in the 39th round of the June, 2010 First-Year Player Draft but did not sign...in 2014, finished tied for first among A's farmhands in triples (60, third in home runs (21), fourth in slugging percentage (.506), sixth in extra-base hits (52), seventh in hits (124), tied for eighth in RBI (72), and 10th in batting average (.280) and runs (67)...last season, tied for first among A's minor leaguer in triples, fifth in walks, sixth in RBI, and ninth in hits...played for the Mesa Solar Sox of the Arizona Fall League after the 2015 season.

Year	Club	AVG.	G	AB	R	H	2B	3B	HR	RBI	SH	SF	HP	BB	SO	SB	CS	SLG	OBP	E
2013	Vermont (A)	.261	49	165	13	43	9	4	1	23	0	1	3	7	48	7	0	.382	.301	2
2014	Beloit (A)	.278	70	248	33	69	19	4	8	37	1	1	2	35	65	5	2	.484	.371	1
	Stockton (A)	.282	50	195	34	55	6	2	13	35	0	3	0	16	50	3	3	.533	.332	1
2015	Midland (AA)	.260	132	500	61	130	27	8	6	63	0	2	2	62	89	11	7	.382	.343	3
Minor League Totals		.268	301	1108	141	297	61	18	28	158	1	7	7	120	252	26	12	.431	.341	7

BRENDAN JAMES BUTLER

RHP

Born: Queens, New York, May 2, 1993; **Home:** Bayport, New York

Bats: Left; **Throws:** Right; **Height:** 6-3; **Weight:** 219

Obtained: Selected in the 30th round of the 2015 First-Year Player Draft

Graduated from Sayville HS (NY)...played collegiately at Fairleigh Dickinson University and Dowling College...signed by Ron Vaughn.

Organizational Players, continued

Year	Club	W	L	ERA	G	GS	CG	SHO	SV	IP	H	R	ER	HR	HB	BB	IBB	SO	WP	BK
2015	AZL A's (R)	0	2	5.30	15	0	0	0	2	18.2	24	12	11	0	4	8	0	11	2	0
Minor League Totals		0	2	5.30	15	0	0	0	2	18.2	24	12	11	0	4	8	0	11	2	0

DAKOTA REID CHALMERS

RHP

Born: Snellville, Georgia, October 8, 1996; **Home:** Key West, Florida

Bats: Right; **Throws:** Right; **Height:** 6-2; **Weight:** 174

Obtained: Selected in the third round of the 2015 First-Year Player Draft

Graduated from North Forsyth HS (NC)... signed by Jemel Spearman.

Year	Club	W	L	ERA	G	GS	CG	SHO	SV	IP	H	R	ER	HR	HB	BB	IBB	SO	WP	BK
2015	AZL A's (R)	0	1	2.66	11	11	0	0	0	20.1	15	9	6	0	1	17	0	18	3	1
Minor League Totals		0	1	2.66	11	11	0	0	0	20.1	15	9	6	0	1	17	0	18	3	1

JOSE SANTIAGO CHAVEZ (TREVINO)

C

Goes by "Santiago"

Born: Saltillo, Mexico, April 20, 1987; **Home:** Saltillo, Mexico

Bats: Right; **Throws:** Right; **Height:** 5-11; **Weight:** 199

Obtained: Signed as a non-drafted free agent, November 16, 2011

Signed by David Tapia.

Year	Club	AVG.	G	AB	R	H	2B	3B	HR	RBI	SH	SF	HP	BB	SO	SB	CS	SLG	OBP	E
2012	DSL A's (R)	.250	35	96	8	24	4	1	0	8	2	0	1	9	18	2	3	.313	.321	2
2013	DSL A's (R)	.223	30	112	7	25	4	0	0	9	2	0	1	2	4	2	2	.259	.243	3
2014	Vermont (A)	.093	16	54	3	5	0	0	0	3	2	0	1	3	17	0	0	.093	.155	3
	Beloit (A)	.205	46	132	8	27	3	0	0	4	7	1	4	9	23	0	1	.227	.274	2
	Midland (AA)	.167	3	12	1	2	1	0	0	1	0	0	0	1	4	0	0	.250	.231	1
2015	Beloit (A)	.146	43	137	11	20	4	0	0	4	5	0	0	12	34	0	0	.175	.215	7
	Stockton (A)	.100	22	60	6	6	2	0	0	2	2	0	0	2	15	0	0	.133	.129	2
Minor League Totals		.181	195	603	44	109	18	1	0	31	20	1	7	38	115	4	6	.214	.237	20

ERIC TREY COCHRAN-GILL

RHP

Goes by "Trey"

Born: Montgomery, Alabama, December 10, 1992; **Home:** Tallassee, Alabama

Bats: Right; **Throws:** Right; **Height:** 5-10; **Weight:** 190

Obtained: Acquired from Seattle for Evan Scribner, December 8, 2015

Graduated from Tallassee HS (AL)... played collegiately at Auburn...originally drafted by Seattle in the 17th round of the 2014 draft and signed by Mariners scout Dustin Evans.

Year	Club	W	L	ERA	G	GS	CG	SHO	SV	IP	H	R	ER	HR	HB	BB	IBB	SO	WP	BK
2014	Pulaski (R)	3	0	0.35	18	0	0	0	8	25.2	14	2	1	0	1	3	0	33	1	0
	Everett (A)	2	0	0.00	7	0	0	0	4	10.2	8	0	0	0	1	4	1	11	0	0
2015	Bakersfield (A)	2	1	1.37	10	0	0	0	2	19.2	8	3	3	0	1	3	0	18	0	0
	Jackson (AA)	4	3	5.43	34	0	0	0	4	53.0	59	38	32	0	2	32	3	30	1	0
	Tacoma (AAA)	0	1	0.00	1	1	0	0	0	2.2	3	3	0	0	0	2	0	3	0	0
Minor League Totals		11	5	2.90	70	1	0	0	18	111.2	92	46	36	0	5	44	4	95	2	0

BRANDEN EDWARD COGSWELL

IF

Born: Albany, New York, January 12, 1993; **Home:** Ballston Lake, New York

Bats: Left; **Throws:** Right; **Height:** 6-1; **Weight:** 182

Obtained: Selected in the seventh round of the 2014 First-Year Player Draft

Graduated from Shenendehowa HS (NY)...played collegiately at the University of Virginia...led his team to the championship series of the 2014 College World Series, where he was named to the All-Tournament Team...was First Team All-ACC at second base as a junior and Second Team All-ACC at shortstop as a sophomore ...signed by Neil Avent...in 2015, finished sixth among A's farmhands with 56 walks.

Year	Club	AVG.	G	AB	R	H	2B	3B	HR	RBI	SH	SF	HP	BB	SO	SB	CS	SLG	OBP	E
2014	Beloit (A)	.203	40	128	14	26	2	1	0	12	2	1	3	17	24	3	1	.234	.309	16
2015	Stockton (A)	.235	118	422	43	99	14	3	3	32	4	3	2	56	108	6	2	.303	.325	12
Minor League Totals		.227	158	550	57	125	16	4	3	44	6	4	5	73	132	9	3	.287	.321	28

NICHOLAS MARK COLLINS

C

Goes by "Nick"

Born: Carthage, North Carolina, April 13, 1994; **Home:** Carthage, North Carolina

Bats: Left; **Throws:** Right; **Height:** 6-2; **Weight:** 223

Obtained: Selected in the eighth round of the 2015 First-Year Player Draft

Graduated from Union Pines HS (CA)...played collegiately at Georgetown...was named Big East Player of the Year as a junior in 2015 ...signed by Ron Vaughn...was named to the New York-Penn League Midseason All-Star team in 2015.

Year	Club	AVG.	G	AB	R	H	2B	3B	HR	RBI	SH	SF	HP	BB	SO	SB	CS	SLG	OBP	E
2015	AZL A's (R)	.111	4	9	0	1	0	0	0	2	0	0	0	2	2	0	0	.111	.273	0
	Vermont (A)	.256	34	117	14	30	2	0	2	15	0	1	1	13	14	1	0	.325	.333	6
Minor League Totals		.246	38	126	14	31	2	0	2	17	0	1	1	15	16	1	0	.310	.329	6

SHANE ROBERT CONLON

IF

Born: Downers Grove, Illinois, February 27, 1992; **Home:** Lawrence, Kansas

Bats: Left; **Throws:** Left; **Height:** 6-0; **Weight:** 186

Obtained: Selected in the 34th round of the 2015 First-Year Player Draft

Graduated from Central High School in Naperville, IL...played collegiately at Kansas State, where he received his undergraduate degree in 2014...began his collegiate career as a two-way player before redshirting after appearing in six games as a pitcher during his sophomore season (2012)...played his final three seasons as a position player (2013-15)...signed by Yancy Ayres.

Year	Club	AVG.	G	AB	R	H	2B	3B	HR	RBI	SH	SF	HP	BB	SO	SB	CS	SLG	OBP	E
2015	AZL A's (R)	.327	30	107	15	35	4	3	0	18	3	1	2	10	16	2	1	.421	.392	2
Minor League Totals		.327	30	107	15	35	4	3	0	18	3	1	2	10	16	2	1	.421	.392	2

DYLAN CHARLES COVEY

RHP

Born: Glendale, California, August 14, 1991; **Home:** Pasadena, California

Bats: Right; **Throws:** Right; **Height:** 6-1; **Weight:** 222

Obtained: Selected in the fourth round of the 2013 First-Year Player Draft

Graduated from Maranatha HS (CA)...attended the University of San Diego...signed by Eric Martins...originally drafted by Milwaukee in the first round (14th overall) of the June, 2010 First-Year Player Draft but did not sign...finished seventh among A's farmhands with 140.0 innings pitched in 2014...was named to the California League Midseason All-Star Team in 2015...also finished fourth among A's farmhands in ERA, tied for fifth in strikeouts, and seventh in innings pitched.

Year	Club	W	L	ERA	G	GS	CG	SHO	SV	IP	H	R	ER	HR	HB	BB	IBB	SO	WP	BK
2013	Vermont (A)	0	0	0.00	4	4	0	0	0	12.0	9	1	0	0	0	1	0	15	0	0
	Beloit (A)	1	1	4.75	10	10	0	0	0	47.1	64	28	25	4	1	17	0	31	7	0
2014	Beloit (A)	4	9	4.81	18	17	2	0	0	101.0	99	59	54	3	5	26	0	70	2	0
	Stockton (A)	3	5	7.15	8	8	0	0	0	39.0	49	31	31	2	5	15	0	22	5	0
2015	Stockton (A)	8	9	3.59	26	26	0	0	0	140.1	135	65	56	13	6	43	0	100	7	0
Minor League Totals		16	24	4.40	66	65	2	0	0	339.2	356	184	166	22	17	102	0	238	21	0

BOWDIEN HENRY DERBY

RHP

Goes by "Bubba"

Born: Arcadia, California, February 24, 1994; **Home:** Duarte, California

Bats: Left; **Throws:** Right; **Height:** 5-9; **Weight:** 188

Obtained: Selected in the sixth round of the 2015 First-Year Player Draft

Graduated from La Salle HS (CA)...played collegiately at San Diego State, converting to the starting rotation early in his sophomore season after being named a Louisville Slugger Freshman All-American as a closer in 2013...was a two-time First Team All-Mountain West selection (2014-15)...signed by Trevor Ryan.

Year	Club	W	L	ERA	G	GS	CG	SHO	SV	IP	H	R	ER	HR	HB	BB	IBB	SO	WP	BK
2015	AZL A's (R)	0	1	6.75	2	2	0	0	0	2.2	5	3	2	0	0	0	0	2	0	0
	Vermont (A)	1	0	0.78	12	8	0	0	0	34.2	19	4	3	2	0	10	0	45	0	0
Minor League Totals		1	1	1.21	14	10	0	0	0	37.1	24	7	5	2	0	10	0	47	0	0

Organizational Players, continued

JORDAN DANIEL DEVCENZI

C

Born: Hayward, California, June 26, 1993; **Home:** Tracy, California
Bats: Right; **Throws:** Right; **Height:** 5-11; **Weight:** 195
Obtained: Selected in the 26th round of the 2015 First-Year Player Draft

Graduated from West High School in Tracy, CA...played collegiately at Delta College (2012-13) and the University of Nevada (2014-15)...signed by Jermaine Clark.

Year	Club	AVG.	G	AB	R	H	2B	3B	HR	RBI	SH	SF	HP	BB	SO	SB	CS	SLG	OBP	E
2015	AZL A's (R)	.600	2	5	1	3	0	0	0	1	0	0	2	0	0	0	0	.600	.714	0
	Vermont (A)	.243	11	37	4	9	1	0	0	1	0	0	1	3	2	0	0	.270	.317	3
Minor League Totals		.286	13	42	5	12	1	0	0	2	0	0	3	3	2	0	0	.310	.375	3

EDWIN DIAZ (PANTOJA)

IF

Born: Bayamon, Puerto Rico, August 25, 1995; **Home:** Vega Alta, Puerto Rico
Bats: Right; **Throws:** Right; **Height:** 6-2; **Weight:** 223
Obtained: Selected in the 15th round of the 2013 First-Year Player Draft

Graduated from Maestro Ladi HS (PR)...signed by Ruben Escalera.

Year	Club	AVG.	G	AB	R	H	2B	3B	HR	RBI	SH	SF	HP	BB	SO	SB	CS	SLG	OBP	E
2013	AZL A's (R)	.239	27	92	7	22	6	1	1	6	0	1	0	5	25	1	1	.359	.276	5
2014	AZL A's (R)	.241	44	145	21	35	12	1	1	7	1	1	6	17	39	2	0	.359	.343	11
2015	AZL A's (R)	.171	24	76	10	13	2	0	2	6	0	0	1	8	22	0	0	.276	.259	5
	Beloit (A)	.100	45	140	9	14	8	0	0	13	2	2	2	8	49	0	0	.157	.158	8
Minor League Totals		.185	140	453	47	84	28	2	4	32	3	4	9	38	135	3	1	.283	.260	29

DUSTIN CHARLES DRIVER

RHP

Born: Federal Way, Washington, October 11, 1994; **Home:** Wenatchee, Washington
Bats: Right; **Throws:** Right; **Height:** 6-2; **Weight:** 224
Obtained: Selected in the seventh round of the 2013 First-Year Player Draft

Graduated from Wenatchee HS (WA)...signed by Jim Coffman...missed all of the 2014 season with a back injury.

Year	Club	W	L	ERA	G	GS	CG	SHO	SV	IP	H	R	ER	HR	HB	BB	IBB	SO	WP	BK	
2013	AZL A's (R)	0	2	7.15	7	4	0	0	0	11.1	18	12	9	0	0	11	0	4	5	0	
2014		DNP – injury																			
2015	Vermont (A)	1	5	4.99	14	10	0	0	0	52.1	53	39	29	4	2	35	0	32	8	0	
	Beloit (A)	0	2	9.00	4	4	0	0	0	11.0	15	14	11	0	2	5	0	9	4	0	
Minor League Totals		1	9	5.91	25	18	0	0	0	74.2	86	65	49	4	4	51	0	45	17	0	

KEVIN PETER DUCHENE

LHP

Born: Joliet, Illinois, December 10, 1993; **Home:** Punta Gorda, Florida
Bats: Left; **Throws:** Left; **Height:** 6-1; **Weight:** 229
Obtained: Selected in the fifth round of the 2015 First-Year Player Draft

Graduated from Joliet Catholic Academy (IL)...played collegiately at Illinois, where he was First Team All-Big Ten and Second Team All-American as a junior in 2015...signed by Kevin Mello.

Year	Club	W	L	ERA	G	GS	CG	SHO	SV	IP	H	R	ER	HR	HB	BB	IBB	SO	WP	BK
2015	AZL A's (R)	0	1	0.00	2	2	0	0	0	3.0	4	1	0	0	0	0	0	1	0	0
	Vermont (A)	0	2	4.84	8	5	0	0	0	22.1	21	15	12	2	1	9	0	18	1	0
Minor League Totals		0	3	4.26	10	7	0	0	0	25.1	25	16	12	2	1	9	0	19	1	0

SHAWN OSBORNE DUINKERK

OF

Born: Noord, Aruba, August 18, 1994; **Home:** San Nicholaas, Aruba
Bats: Left; **Throws:** Right; **Height:** 6-5; **Weight:** 219
Obtained: Signed as a non-drafted free agent, December 2, 2010

Signed by Dan Kantrovitz...set career highs in all major offensive categories in 2015, his first full professional season.

Year	Club	AVG.	G	AB	R	H	2B	3B	HR	RBI	SH	SF	HP	BB	SO	SB	CS	SLG	OBP	E
2011	DSL A's (R)	.129	9	31	3	4	1	0	0	1	0	0	0	5	8	1	2	.161	.250	1
2012	AZL A's (R)	.206	24	97	15	20	2	3	2	11	1	0	0	10	31	1	1	.351	.280	1
2013	AZL A's (R)	.246	35	138	22	34	7	3	0	20	0	0	0	8	32	4	3	.341	.288	5
2014	AZL A's (R)	.167	35	126	10	21	7	2	0	13	1	0	0	9	39	1	1	.254	.222	2
2015	Vermont (A)	.375	6	24	4	9	1	0	0	3	0	0	0	2	6	0	0	.417	.423	0
	Beloit (A)	.228	88	289	33	66	9	1	5	24	1	2	6	11	100	2	2	.318	.269	8
Minor League Totals		.218	197	705	87	154	27	9	7	72	3	2	6	45	216	9	9	.312	.270	17

ANGEL ALBERTO DUNO (RODRIGUEZ)

RHP

Born: Anaco, Venezuela, January 10, 1994; **Home:** Anaco, Venezuela

Bats: Right; **Throws:** Right; **Height:** 5-10; **Weight:** 199

Obtained: Signed as a non-drafted free agent, December 9, 2011

Signed by Julio Franco and Andri Garcia.

Year	Club	W	L	ERA	G	GS	CG	SHO	SV	IP	H	R	ER	HR	HB	BB	IBB	SO	WP	BK
2012	DSL A's (R)	2	1	1.82	19	2	0	0	4	39.2	36	12	8	0	1	15	0	26	2	0
2013	DSL A's (R)	3	4	3.19	15	12	0	0	0	73.1	76	36	26	2	11	15	0	52	9	0
2014	DSL A's (R)	3	2	1.82	15	15	0	0	0	84.0	81	30	17	2	5	14	0	63	4	1
2015	AZL A's (R)	4	2	2.93	8	7	0	0	0	40.0	42	15	13	1	4	3	0	35	0	1
	Vermont (A)	0	3	5.59	6	6	0	0	0	29.0	42	22	18	2	1	1	0	18	0	1
Minor League Totals		12	12	2.77	63	42	0	0	4	266.0	277	115	82	7	22	48	0	194	15	3

ZACHARY SCOTT ERWIN

LHP

Goes by "Zack"

Born: Park Ridge, Illinois, January 24, 1994; **Home:** Duluth, Georgia

Bats: Left; **Throws:** Left; **Height:** 6-5; **Weight:** 195

Obtained: Acquired from Chicago (AL) with J.B. Wendelken for Brett Lawrie, December 9, 2015

Graduated from Duluth HS (GA)...played collegiately at Clemson...in college, was primarily a reliever in 2013-14 and a starter in 2015...drafted by Chicago (AL) in the fourth round of the 2015 draft.

Year	Club	W	L	ERA	G	GS	CG	SHO	SV	IP	H	R	ER	HR	HB	BB	IBB	SO	WP	BK
2015	Great Falls (R)	2	0	0.84	8	4	0	0	0	21.1	17	5	2	0	0	3	0	15	2	0
	Kannapolis (A)	0	2	1.89	7	3	0	0	0	19.0	15	5	4	0	1	4	0	15	3	0
Minor League Totals		2	2	1.34	15	7	0	0	0	40.1	32	10	6	0	1	7	0	30	5	0

MICHAEL PHILLIP FAGAN

LHP

Goes by "Mike"

Born: San Diego, California, May 12, 1992; **Home:** San Diego, California

Bats: Right; **Throws:** Left; **Height:** 5-11; **Weight:** 191

Obtained: Selected in the ninth round of the 2014 First-Year Player Draft

Graduated from San Diego Jewish Academy (CA)...attended Princeton University...originally drafted by San Diego in the 45th round of the 2010 draft but did not sign...signed by Ron Vaughn.

Year	Club	W	L	ERA	G	GS	CG	SHO	SV	IP	H	R	ER	HR	HB	BB	IBB	SO	WP	BK
2014	AZL A's (R)	0	0	2.70	2	0	0	0	0	3.1	4	1	1	0	0	3	0	4	0	0
	Vermont (A)	2	1	4.66	17	0	0	0	0	19.1	13	11	10	2	1	15	1	25	3	1
2015	Vermont (A)	0	0	1.17	5	0	0	0	1	7.2	4	1	1	0	0	1	0	9	2	0
	Beloit (A)	0	0	5.40	28	0	0	0	2	38.1	40	25	23	2	2	19	0	43	7	0
Minor League Totals		2	1	4.59	52	0	0	0	3	68.2	61	38	35	4	3	38	1	81	12	1

RODOLFO FERNANDEZ (PARRILLA)

RHP

Born: Pinar Del Rio, Cuba, March 21, 1990; **Home:** Santo Domingo, Dominican Republic

Bats: Right; **Throws:** Right; **Height:** 6-1; **Weight:** 225

Obtained: Acquired from Milwaukee for the No. 57 International Bonus Slot, July 7, 2014

Originally signed by Milwaukee as a non-drafted free agent on February 25, 2012...missed the 2012 season with a fractured right hand...missed the 2015 season with a right shoulder injury.

Organizational Players, continued

Year	Club	W	L	ERA	G	GS	CG	SHO	SV	IP	H	R	ER	HR	HB	BB	IBB	SO	WP	BK
2012																				
										(Injured — Did not pitch)										
2013	Wisconsin (A)	4	4	2.35	25	2	0	0	4	61.1	53	26	16	5	7	11	1	50	4	1
2014	Wisconsin (A)	1	0	2.87	14	0	0	0	2	31.1	26	11	10	1	1	14	0	24	0	0
	Stockton (A)	0	2	4.38	16	0	0	0	1	24.2	24	13	12	3	3	11	1	26	3	0
2015										(Injured — Did not pitch)										
Minor League Totals		5	6	2.92	55	2	0	0	7	117.1	103	50	38	9	11	36	2	100	7	1

KEVIN FERRERAS

LHP

Born: Santo Domingo, Dominican Republic, July 5, 1993; **Home:** Santo Domingo, Dominican Republic

Bats: Left; **Throws:** Left; **Height:** 5-11; **Weight:** 199

Obtained: Signed as a free agent, June 13, 2012

Originally signed by Florida on December 7, 2010, but was released after one season.

Year	Club	W	L	ERA	G	GS	CG	SHO	SV	IP	H	R	ER	HR	HB	BB	IBB	SO	WP	BK
2011	DSL Marlins (R)	0	0	9.31	7	0	0	0	0	9.2	9	10	10	1	2	12	0	12	1	0
2012	DSL A's (R)	0	1	3.12	15	0	0	0	0	34.2	30	18	12	0	3	25	0	32	4	1
2013	DSL A's (R)	1	1	0.99	17	0	0	0	5	27.1	12	4	3	0	1	12	0	36	3	0
2014	AZL A's (R)	2	3	6.67	12	4	0	0	0	27.0	33	22	20	2	0	12	0	26	2	0
	Vermont (A)	0	0	5.14	6	0	0	0	0	7.0	7	4	4	0	1	5	0	5	2	0
2015	Vermont (A)	4	2	2.66	15	3	0	0	0	47.1	42	21	14	0	3	14	0	37	6	0
Minor League Totals		7	7	3.71	72	7	0	0	5	153.0	133	79	63	3	10	80	0	148	18	1

HEATH DEVON FILLMYER

RHP

Born: Trevoze, Pennsylvania, May 16, 1994; **Home:** Roebing, New Jersey

Bats: Right; **Throws:** Right; **Height:** 6-1; **Weight:** 193

Obtained: Selected in the fifth round of the 2014 First-Year Player Draft

Graduated from Florence HS (NJ)...attended Mercer County CC (NJ)...originally drafted by Colorado in the 28th round of the 2013 draft but did not sign...as a sophomore at MCCC, went 9-0 with a 0.68 ERA, leading his team to the Junior College World Series...originally an infielder, he threw fewer than 10 innings as a freshman before logging 66 innings as a sophomore...signed by Ron Vaughn.

Year	Club	W	L	ERA	G	GS	CG	SHO	SV	IP	H	R	ER	HR	HB	BB	IBB	SO	WP	BK
2014	AZL A's (R)	1	0	2.79	6	0	0	0	0	9.2	5	3	3	0	0	5	0	10	4	0
2015	Beloit (A)	3	13	4.98	23	22	0	0	0	99.1	112	61	55	10	6	56	0	77	10	3
Minor League Totals		4	13	4.80	29	22	0	0	0	109.0	117	64	58	10	6	64	0	81	14	3

KYLE EDWARD FINNEGAN

RHP

Born: Detroit, Michigan, September 4, 1991; **Home:** Kingwood, Texas

Bats: Right; **Throws:** Right; **Height:** 6-2; **Weight:** 176

Obtained: Selected in the sixth round of the 2013 First-Year Player Draft

Graduated from Kingwood HS (TX)...attended Texas State University...signed by Armann Brown...in 2014, finished seventh among qualifying A's farmhands with a 4.03 ERA and was named to the Midwest League Midseason All-Star Team...was named California League Player of the Week for the week ending May 11, 2015...finished tied for fifth in wins and seventh in strikeouts among A's minor leaguers in 2015.

Year	Club	W	L	ERA	G	GS	CG	SHO	SV	IP	H	R	ER	HR	HB	BB	IBB	SO	WP	BK
2013	Vermont (A)	3	3	2.70	11	11	0	0	0	50.0	43	18	15	0	1	12	0	35	2	0
	Beloit (A)	1	1	9.82	2	2	0	0	0	7.1	12	8	8	1	0	6	0	5	0	0
2014	Beloit (A)	7	9	3.69	23	23	1	1	0	119.2	99	53	49	12	4	52	0	55	3	0
	Midland (AA)	0	1	11.81	1	1	0	0	0	5.1	10	7	7	3	1	1	0	6	1	0
2015	Stockton (A)	9	9	5.44	28	24	0	0	0	127.1	139	83	77	19	2	41	1	96	10	0
Minor League Totals		20	23	4.54	65	61	1	1	0	309.1	303	169	156	35	8	112	1	197	16	0

JAMES SETH FRANKOFF

RHP

Goes by "Seth"

Born: Raleigh, North Carolina, August 27, 1988; **Home:** Raleigh, North Carolina

Bats: Right; **Throws:** Right; **Height:** 6-4; **Weight:** 208

Obtained: Selected in the 27th round of the 2010 First-Year Player Draft

Graduated from Apex HS (NC)...attended the University of North Carolina at Wilmington...signed by Neil Avent...in 2011, was named New York-Penn League Pitcher of the Week for the periods ending August 29 and September 6 and led A's farmhands in complete games...in 2012, was named Midwest League Pitcher of the Week for the period that ended June 19...played for the Mesa Solar Sox of the Arizona Fall League after the 2013 season...tied for third among A's farmhands with 16 saves in 2014 and was named to the Texas League Midseason All-Star Team...in 2015, finished tied for third in the A's minor league system with eight saves.

Year	Club	W	L	ERA	G	GS	CG	SHO	SV	IP	H	R	ER	HR	HB	BB	IBB	SO	WP	BK
2010	AZL A's (R)	2	3	2.28	8	4	0	0	0	27.2	14	8	7	0	1	14	0	35	6	1
	Vancouver (A)	3	2	3.30	7	7	0	0	0	30.0	31	13	11	0	1	13	0	31	0	1
2011	Burlington (A)	0	1	11.25	5	5	0	0	0	12.0	21	16	15	0	2	9	0	7	3	0
	Vermont (A)	6	3	2.34	14	14	2	1	0	73.0	54	25	19	1	6	27	0	63	8	0
2012	Burlington (A)	5	7	4.83	36	9	0	0	1	104.1	107	61	56	11	8	40	2	84	8	0
2013	Stockton (A)	2	0	2.78	48	0	0	0	4	74.1	57	32	23	6	5	23	1	93	11	0
2014	Midland (AA)	2	2	2.41	27	0	0	0	15	33.2	29	10	9	3	0	11	2	47	0	0
	Sacramento (AAA)	1	1	4.40	22	0	0	0	1	30.2	30	16	15	3	1	10	0	22	2	0
2015	Midland (AA)	0	1	3.24	38	0	0	0	8	50.0	48	21	18	5	0	14	0	50	4	0
	Nashville (AAA)	0	1	5.91	9	0	0	0	0	10.2	6	7	7	2	1	9	0	7	1	0
Minor League Totals		21	21	3.63	214	39	2	1	29	446.1	397	209	180	31	25	170	5	439	43	2

KYLE MCPHAIL FRIEDRICHS

RHP

Born: San Diego, California, January 22, 1992; **Home:** San Clemente, California

Bats: Right; **Throws:** Right; **Height:** 6-0; **Weight:** 206

Obtained: Selected in the seventh round of the 2015 First-Year Player Draft

Graduated from San Clemente HS (CA)...played collegiately at Long Beach State from 2011-15...redshirted during the 2013 season...signed by Craig Conklin.

Year	Club	W	L	ERA	G	GS	CG	SHO	SV	IP	H	R	ER	HR	HB	BB	IBB	SO	WP	BK
2015	Vermont (A)	1	3	4.50	14	11	0	0	0	36.0	32	22	18	2	2	13	0	19	1	0
Minor League Totals		1	3	4.50	14	11	0	0	0	36.0	32	22	18	2	2	13	0	19	1	0

KOBY JOE GAUNA

RHP

Born: Torrance, California, September 10, 1993; **Home:** Torrance, California

Bats: Right; **Throws:** Right; **Height:** 6-2; **Weight:** 264

Obtained: Selected in the 20th round of the 2014 First-Year Player Draft

Graduated from St. John Bosco HS (CA)...attended Cal State-Fullerton...signed by Eric Martins...was a collegiate teammate of 2014 A's first-round pick Matt Chapman.

Year	Club	W	L	ERA	G	GS	CG	SHO	SV	IP	H	R	ER	HR	HB	BB	IBB	SO	WP	BK
2014	AZL A's (R)	0	2	6.14	3	1	0	0	0	7.1	4	5	5	0	1	2	0	5	2	0
	Vermont (A)	0	1	2.08	15	1	0	0	12	17.1	15	4	4	2	0	2	0	14	1	0
2015	Beloit (A)	3	2	1.55	36	0	0	0	5	52.1	52	17	9	1	4	11	1	29	2	0
Minor League Totals		3	5	2.10	54	2	0	0	17	77.0	71	26	18	3	5	15	1	48	5	0

THOMAS GEORGE GAVITT

C

Goes by "Tom"

Born: Westerly, Rhode Island, August 16, 1992; **Home:** North Stonington, Connecticut

Bats: Right; **Throws:** Right; **Height:** 6-3; **Weight:** 197

Obtained: Selected in the 19th round of the 2014 First-Year Player Draft

Graduated from Wheeler HS (CT)...played collegiately at CCRI and Bryant...missed the 2014 season after undergoing Tommy John surgery.

Year	Club	AVG.	G	AB	R	H	2B	3B	HR	RBI	SH	SF	HP	BB	SO	SB	CS	SLG	OBP	E
2015	AZL A's (R)	.175	16	57	2	10	1	0	0	2	1	0	1	1	21	0	0	.193	.203	4
	Vermont (A)	.216	9	37	5	8	4	0	0	2	0	0	0	1	14	0	0	.324	.237	2
Minor League Totals		.191	25	94	7	18	5	0	0	4	1	0	1	2	35	0	0	.245	.216	6

TRENT AUSTIN GILBERT

IF

Born: Torrance, California, March 17, 1993; **Home:** Torrance, California

Bats: Left; **Throws:** Right; **Height:** 6-2; **Weight:** 188

Obtained: Selected in the 15th round of the 2014 First-Year Player Draft

Organizational Players, continued

Graduated from Torrance HS (CA)...attended the University of Arizona...started 64 games for the 2012 Wildcat team that won the College World Series...signed by Trevor Ryan...named Midwest League Player of the Week for the week ending June 7, 2015.

Year	Club	AVG.	G	AB	R	H	2B	3B	HR	RBI	SH	SF	HP	BB	SO	SB	CS	SLG	OBP	E
2014	AZL A's (R)	.327	11	49	7	16	4	1	0	6	0	0	0	4	6	0	0	.449	.377	0
	Vermont (A)	.212	40	137	17	29	6	1	0	10	0	1	2	10	35	1	0	.270	.273	5
2015	Beloit (A)	.267	84	330	36	88	15	2	5	44	2	2	1	18	62	0	3	.370	.305	12
	Stockton (A)	.200	28	90	7	18	2	0	1	8	1	0	1	5	28	3	0	.256	.250	1
Minor League Totals		.249	163	606	67	151	27	4	6	68	3	3	4	37	131	4	3	.337	.295	18

KEITH ALEXANDER GLENN

OF

Goes by "Alex"

Born: McDonough, Georgia, June 11, 1991; **Home:** McDonough, Georgia

Bats: Left; **Throws:** Left; **Height:** 5-11; **Weight:** 185

Obtained: Acquired in the AAA Phase of the 2015 Rule 5 Draft from Arizona

Graduated from Henry County HS (GA)...played collegiately at USC (2010-11) and Arizona Christian (2012)...originally drafted in the 12th round of the 2012 draft by Arizona and signed by D-backs scout Matt Smith...was named a 2013 Midwest League Midseason All-Star and a 2014 California League Postseason All-Star.

Year	Club	AVG.	G	AB	R	H	2B	3B	HR	RBI	SH	SF	HP	BB	SO	SB	CS	SLG	OBP	E
2012	AZL D-backs (R)	.244	36	127	24	31	4	4	4	23	3	0	5	18	41	8	3	.433	.360	2
	Missoula (R)	.300	17	60	12	18	1	3	6	17	0	1	0	8	18	1	0	.717	.377	2
2013	South Bend (A)	.257	106	358	66	92	18	6	11	48	2	5	7	48	85	14	2	.433	.352	3
2014	Visalia (A)	.285	124	488	85	139	30	8	24	89	0	3	3	44	116	22	3	.527	.346	13
2015	Visalia (A)	.255	58	231	35	59	10	5	8	39	0	3	1	16	53	2	0	.446	.303	0
	Mobile (AA)	.238	58	172	22	41	12	5	3	18	0	0	4	13	35	4	4	.419	.307	2
Minor League Totals		.265	399	1436	244	380	75	31	56	234	5	12	20	147	348	51	12	.477	.339	22

JOHN FRANCIS GORMAN III

RHP

Born: Newton, Massachusetts, February 19, 1992; **Home:** Norwood, Massachusetts

Bats: Right; **Throws:** Right; **Height:** 6-1; **Weight:** 237

Obtained: Selected in the 31st round of the 2015 First-Year Player Draft

Graduated from Catholic Memorial HS (MA)...named Massachusetts Gatorade Player of the Year as a senior...played collegiately at Boston College...previously drafted in the 50th round of the 2011 draft by Boston but did not sign...signed by Ron Vaughn.

Year	Club	W	L	ERA	G	GS	CG	SHO	SV	IP	H	R	ER	HR	HB	BB	IBB	SO	WP	BK
2015	AZL A's (R)	0	0	0.00	2	0	0	0	0	2.0	0	0	0	0	0	0	0	0	0	0
	Vermont (A)	2	2	5.40	13	0	0	0	1	18.1	18	12	11	0	0	13	4	21	3	1
Minor League Totals		2	2	4.87	15	0	0	0	1	20.1	18	12	11	0	0	13	4	21	3	1

RYAN JAMES GORTON

RHP

Born: Portland, Oregon, February 27, 1990; **Home:** Tigard, Oregon

Bats: Right; **Throws:** Right; **Height:** 6-4; **Weight:** 227

Obtained: Selected in the 31st round of the 2012 First-Year Player Draft

Graduated from Tigard HS (OR)...attended Oregon State University...signed by Jim Coffman...played the 2013-14 seasons as a catcher before transitioning to the mound before the 2015 season.

Year	Club	AVG.	G	AB	R	H	2B	3B	HR	RBI	SH	SF	HP	BB	SO	SB	CS	SLG	OBP	E
2013	Vermont (A)	.212	35	104	7	22	2	0	1	4	3	0	1	19	20	1	1	.260	.339	2
2014	Stockton (A)	.198	34	116	12	23	2	0	0	7	1	1	2	5	21	1	0	.216	.242	0
Minor League Totals		.205	69	220	19	45	4	0	1	11	4	1	3	24	41	2	1	.236	.290	2

Year	Club	W	L	ERA	G	GS	CG	SHO	SV	IP	H	R	ER	HR	HB	BB	IBB	SO	WP	BK
2015	AZL A's (R)	0	0	2.45	6	0	0	0	1	7.1	6	3	2	0	0	1	0	9	0	0
	Vermont (A)	1	1	3.00	8	0	0	0	3	12.0	10	5	4	0	0	4	0	12	0	0
	Beloit (A)	1	0	0.00	3	0	0	0	0	6.0	2	0	0	0	0	1	0	8	0	0
Minor League Totals		2	1	2.13	17	0	0	0	4	25.1	18	8	6	0	0	6	0	29	0	0

DANIEL JAMES GOSSETT**RHP****Born:** Spartanburg, South Carolina, November 13, 1992; **Home:** Thibodaux, Louisiana**Bats:** Right; **Throws:** Right; **Height:** 6-0; **Weight:** 177**Obtained:** Selected in the second round of the 2014 First-Year Player Draft

Graduated from James F. Byrnes HS (SC)...attended Clemson University...at Clemson, was a semifinalist for the Golden Spikes Award in 2014 and was named a second team All-American by *Collegiate Baseball*...originally drafted by Boston in the 16th round of the 2011 draft but did not sign...signed by Neil Avent...his 112 strikeouts in 2015 ranked second among A's farmhands...also finished tied for first with two complete games and fifth in innings pitched.

Year	Club	W	L	ERA	G	GS	CG	SHO	SV	IP	H	R	ER	HR	HB	BB	IBB	SO	WP	BK
2014	Vermont (A)	1	0	2.25	12	1	0	0	0	24.0	16	6	6	1	0	1	0	25	0	0
2015	Beloit (A)	5	13	4.73	27	27	2	0	0	144.2	151	92	76	16	6	52	0	112	10	1
Minor League Totals		6	13	4.38	39	28	2	0	0	168.2	167	98	82	17	6	53	0	137	10	1

BRETT THOMAS GRAVES**RHP****Born:** Creve Cour, Missouri, January 30, 1993; **Home:** St. Charles, Missouri**Bats:** Right; **Throws:** Right; **Height:** 6-2; **Weight:** 195**Obtained:** Selected in the third round of the 2014 First-Year Player Draft

Graduated from Francis Howell HS (MO)...played collegiately at Missouri University...signed by Kevin Mello...in 2015, led A's farmhands in wins and finished sixth in innings pitched.

Year	Club	W	L	ERA	G	GS	CG	SHO	SV	IP	H	R	ER	HR	HB	BB	IBB	SO	WP	BK
2014	AZL A's (R)	0	0	0.00	1	1	0	0	0	1.0	0	0	0	0	0	1	0	1	0	0
	Vermont (A)	3	2	6.86	8	2	0	0	0	21.0	24	18	16	1	1	6	0	18	4	0
2015	Beloit (A)	12	8	5.36	28	28	0	0	0	142.2	168	90	85	15	4	44	0	91	6	0
Minor League Totals		15	10	5.52	37	31	0	0	0	164.2	192	108	101	16	5	51	0	110	10	0

MIGUEL JOSE GUZMAN (SANCHEZ)**C****Born:** Santiago de los Caballeros, Dominican Republic, March 10, 1995; **Home:** Santiago de los Caballeros, Dominican Republic**Bats:** Right; **Throws:** Right; **Height:** 6-2; **Weight:** 230**Obtained:** Signed as a non-drafted free agent, April 5, 2013

Signed by Raymond Abreu.

Year	Club	AVG.	G	AB	R	H	2B	3B	HR	RBI	SH	SF	HP	BB	SO	SB	CS	SLG	OBP	E
2013	DSL A's (R)	.167	23	60	4	10	2	0	0	4	1	0	3	5	16	0	1	.200	.265	2
2014	DSL A's (R)	.272	53	206	20	56	12	1	1	34	0	3	3	6	30	3	1	.354	.298	6
2015	AZL A's (R)	.255	32	102	13	26	7	2	0	13	0	1	0	4	19	1	1	.363	.280	3
Minor League Totals		.250	108	368	37	92	21	3	1	51	1	4	6	15	65	4	3	.332	.288	11

KRISTOPHER WILLIAM HALL**RHP**

Goes by "Kris"

Born: Honolulu, Hawai'i, June 8, 1991; **Home:** Strongsville, Ohio**Bats:** Right; **Throws:** Right; **Height:** 6-3; **Weight:** 233**Obtained:** Selected in the eighth round of the 2012 First-Year Player Draft

Attended Lee University...was a NAIA All-American after going 12-0 with a 1.71 ERA in 16 starts for the Flames in 2012...signed by Matt Ranson...in 2012, was a New York-Penn League Midseason All-Star...enters the 2015 season with a 10-game winning streak over the past two seasons.

Year	Club	W	L	ERA	G	GS	CG	SHO	SV	IP	H	R	ER	HR	HB	BB	IBB	SO	WP	BK
2012	Vermont (A)	2	0	0.99	12	4	0	0	0	27.1	17	6	3	0	2	14	0	24	1	1
	AZL A's (R)	1	0	4.50	2	0	0	0	0	2.0	1	1	1	0	0	1	0	3	2	0
2013	Beloit (A)	4	2	4.92	30	2	0	0	1	53.0	52	33	29	6	4	35	1	56	1	0
2014	Stockton (A)	5	0	4.29	40	0	0	0	3	56.2	42	28	27	6	1	38	1	77	9	0
2015	Midland (AA)	5	0	2.50	38	2	0	0	0	72.0	59	24	20	4	3	53	0	74	8	0
	Nashville (AAA)	0	0	13.50	1	1	0	0	0	2.0	2	3	3	1	0	4	0	3	0	0
Minor League Totals		17	2	3.51	123	9	0	0	4	213.0	173	95	83	17	10	145	2	237	21	1

JAMES KENDALL HARRIS, JR.**OF****Born:** Oakland, California, August 7, 1993; **Home:** Hayward, California**Bats:** Right; **Throws:** Right; **Height:** 6-0; **Weight:** 200**Obtained:** Signed as a free agent to a minor league contract on April 9, 2015

Organizational Players, continued

Graduated from Oakland Technical HS (CA)...originally drafted by Tampa Bay in Compensation Round A of the 2011 draft and signed by Rays scout James Bonnici...released by the Rays on March 26, 2015.

Year	Club	AVG.	G	AB	R	H	2B	3B	HR	RBI	SH	SF	HP	BB	SO	SB	CS	SLG	OBP	E
2011	GCL Rays (R)	.165	45	158	17	26	6	0	0	8	1	1	7	13	39	13	4	.203	.257	3
2012	Princeton (R)	.182	58	170	20	31	6	4	1	16	2	0	2	22	38	6	8	.282	.284	4
2013	Hudson Valley (A)	.258	67	217	31	56	10	3	1	21	1	2	0	17	68	16	7	.346	.309	7
2014	GCL Rays (R)	.267	4	15	2	4	1	0	0	0	0	0	1	1	2	1	0	.333	.353	0
	Bowling Green (A)	.230	70	244	22	56	8	0	7	25	0	0	1	23	69	11	3	.348	.299	4
2015	Beloit (A)	.255	86	302	45	77	14	4	5	28	2	4	3	48	75	11	13	.377	.359	5
	Nashville (AAA)	.154	4	13	2	2	0	0	0	1	0	1	0	3	6	3	0	.154	.294	1
Minor League Totals		.225	334	1119	139	252	45	11	14	99	6	8	14	127	297	61	35	.323	.310	24

RYON CHRISTOPHER HEALY

IF

Born: West Hills, California, January 10, 1992; **Home:** West Hills, California

Bats: Right; **Throws:** Right; **Height:** 6-4; **Weight:** 232

Obtained: Selected in the third round of the 2013 First-Year Player Draft

Graduated from Crespi Carmelite HS (CA)...attended the University of Oregon...signed by Jim Coffman...set an Oregon Ducks career record with 118 RBI despite playing just three seasons...in 2014, finished eighth among A's farmhands in batting average... was third in hits, fourth in RBI, tied for sixth in home runs, and eighth in runs...in 2015, was a two-time Texas League Player of the Week honoree and a Midseason and Postseason All-Star...also finished third among A's farmhands in hits, tied for fourth in batting, and seventh in RBI and doubles.

Year	Club	AVG.	G	AB	R	H	2B	3B	HR	RBI	SH	SF	HP	BB	SO	SB	CS	SLG	OBP	E
2013	AZL A's (R)	.214	11	28	4	6	0	1	2	8	0	2	0	3	4	0	0	.500	.273	0
	Vermont (A)	.233	36	146	12	34	10	0	4	21	0	1	2	2	24	2	1	.384	.252	15
2014	Stockton (A)	.285	136	561	73	160	28	2	16	83	0	8	3	28	79	0	0	.428	.318	8
2015	Midland (AA)	.302	124	507	63	153	31	1	10	62	1	4	1	30	82	0	1	.426	.339	18
Minor League Totals		.284	307	1242	152	353	69	4	32	174	1	15	6	63	189	2	2	.424	.318	41

TUCKER JOSEPH HEALY

RHP

Born: Newton, Massachusetts, June 15, 1990; **Home:** Needham, Massachusetts

Bats: Left; **Throws:** Right; **Height:** 6-1; **Weight:** 207

Obtained: Selected in the 23rd round of the 2012 First-Year Player Draft

Graduated from Ithaca College...signed by Matt Higginson...in 2013, did not allow an earned run in 18 straight appearances in Beloit and Stockton from April 30-June 28...did not allow an earned run in 28 of 33 appearances overall...tied for eighth among A's minor leaguers in 2014 with seven saves.

Year	Club	W	L	ERA	G	GS	CG	SHO	SV	IP	H	R	ER	HR	HB	BB	IBB	SO	WP	BK
2012	Vermont (A)	2	0	3.07	22	0	0	0	3	29.1	26	11	10	0	2	13	0	45	6	0
2013	Beloit (A)	0	1	0.94	18	0	0	0	2	28.2	20	7	3	2	0	5	0	43	2	0
	Stockton (A)	1	1	1.86	15	0	0	0	3	19.1	13	4	4	2	1	5	0	31	0	0
2014	Stockton (A)	2	1	1.04	13	0	0	0	3	17.1	9	2	2	1	1	4	0	29	0	0
	Midland (AA)	0	1	2.33	12	0	0	0	4	19.1	17	5	5	1	0	6	1	29	1	0
	Sacramento (AAA)	1	1	8.14	20	0	0	0	0	24.1	31	24	22	4	1	14	0	28	1	0
2015	Midland (AA)	3	1	1.95	45	0	0	0	3	55.1	33	12	12	0	2	25	3	53	1	0
Minor League Totals		9	6	2.70	145	0	0	0	18	193.2	149	65	58	10	7	72	4	258	11	0

CARLOS JUNIOR HICIANO (MARTE)

IF

Born: San Francisco de Macoris, Dominican Republic, October 29, 1996; **Home:** San Francisco de Macoris, Dominican Republic

Bats: Right; **Throws:** Right; **Height:** 6-0; **Weight:** 174

Obtained: Signed as a non-drafted free agent, July 2, 2013

Signed by Raymond Abreu.

Year	Club	AVG.	G	AB	R	H	2B	3B	HR	RBI	SH	SF	HP	BB	SO	SB	CS	SLG	OBP	E
2014	DSL A's (R)	.143	55	189	20	27	7	0	0	12	1	1	2	13	42	3	5	.180	.205	23
2015	AZL A's (R)	.199	53	191	14	38	4	0	0	8	0	0	1	4	47	5	1	.220	.219	12
Minor League Totals		.171	108	380	34	65	11	0	0	20	1	1	3	17	89	8	6	.200	.212	35

JUSTIN MICHAEL HIGLEY**OF****Born:** Sacramento, California, December 25, 1992; **Home:** Sacramento, California**Bats:** Left; **Throws:** Right; **Height:** 6-3; **Weight:** 205**Obtained:** Selected in the 13th round of the 2013 First-Year Player Draft

Graduated from Jesuit HS (CA)...attended Sacramento State University...signed by Jermaine Clark...cousin J.R. Higley is an outfielder in the Washington organization...finished tied for third on the AZL A's in batting average in 2013 (min. 50 AB)...in 2015, tied for second among A's minor leaguers with 25 stolen bases and tied for sixth with 14 home runs.

Year	Club	AVG.	G	AB	R	H	2B	3B	HR	RBI	SH	SF	HP	BB	SO	SB	CS	SLG	OBP	E
2013	AZL A's (R)	.275	42	153	31	42	7	4	6	29	0	3	2	21	57	4	3	.490	.363	1
2014	Vermont (A)	.281	24	89	16	25	6	2	5	25	0	1	0	8	31	10	0	.562	.337	0
	Beloit (A)	.240	48	175	18	42	8	2	2	12	0	1	1	12	59	6	1	.343	.291	1
2015	Beloit (A)	.198	75	262	42	52	8	2	10	42	0	2	1	35	87	21	5	.359	.293	7
	Stockton (A)	.220	37	132	17	29	7	1	4	12	1	2	0	10	53	4	0	.379	.271	2
Minor League Totals		.234	226	811	124	190	36	11	27	120	1	9	4	86	287	45	9	.406	.308	11

RYAN GARRETT HOWELL**IF****Born:** Oakland, California, October 30, 1992; **Home:** Danville, California**Bats:** Right; **Throws:** Right; **Height:** 5-11; **Weight:** 203**Obtained:** Selected in the 15th round of the 2015 First-Year Player Draft

Graduated from Herritage High School in Brentwood, CA...began his collegiate career at Oregon State (2012-13), transferred to Chabot College (2014), and finished his career at the University of Nevada (2015)...tied for seventh in the nation in home runs (17) and 18th in RBI (65) in his one season with Nevada...signed by Jermaine Clark.

Year	Club	AVG.	G	AB	R	H	2B	3B	HR	RBI	SH	SF	HP	BB	SO	SB	CS	SLG	OBP	E
2015	Vermont (A)	.199	49	166	18	33	8	0	5	19	1	2	2	17	42	0	3	.337	.278	19
Minor League Totals		.199	49	166	18	33	8	0	5	19	1	2	2	17	42	0	3	.337	.278	19

ROBERT THOMAS HUBER**RHP**

Goes by "Rob"

Born: Plano, Texas, January 8, 1992; **Home:** Plano, Texas**Bats:** Right; **Throws:** Right; **Height:** 5-10; **Weight:** 185**Obtained:** Selected in the 26th round of the 2014 First-Year Player Draft

Graduated from Plano West HS (TX)...attended Duke University, where he ranked fourth in the ACC in saves (10) as a senior in 2014...ended his collegiate career with the fifth-most saves (11) and ninth-most wins (16) in Duke history...signed by Neil Avent.

Year	Club	W	L	ERA	G	GS	CG	SHO	SV	IP	H	R	ER	HR	HB	BB	IBB	SO	WP	BK
2014	AZL A's (R)	1	0	8.02	15	0	0	0	1	21.1	27	19	19	1	1	13	0	23	5	0
2015	Beloit (A)	2	3	3.02	37	0	0	0	4	53.2	48	23	18	3	1	23	0	57	0	1
Minor League Totals		3	3	4.44	52	0	0	0	5	75.0	75	42	37	4	2	36	0	80	5	1

DUSTIN MICHAEL HURLBUTT**RHP****Born:** Bartlesville, Oklahoma, November 5, 1992; **Home:** Coffeyville, Kansas**Bats:** Right; **Throws:** Right; **Height:** 6-1; **Weight:** 203**Obtained:** Selected in the 16th round of the 2015 First-Year Player Draft

Graduated from Field Kindley HS (KS)...played collegiately at Coffeyville CC, Northeastern State, and Tabor College...earned NAIA All-American honors as a junior last year at Tabor...signed by Yancy Ayres.

Year	Club	W	L	ERA	G	GS	CG	SHO	SV	IP	H	R	ER	HR	HB	BB	IBB	SO	WP	BK
2015	AZL A's (R)	0	0	3.14	13	0	0	0	5	14.1	11	5	5	0	0	10	0	20	2	0
Minor League Totals		0	0	3.14	13	0	0	0	5	14.1	11	5	5	0	0	10	0	20	2	0

CHRISTOPHER JAMES IRIART**IF**

Goes by "Chris"

Born: Fontana, California, October 7, 1994; **Home:** Chino Hills, California**Bats:** Right; **Throws:** Right; **Height:** 6-2; **Weight:** 225**Obtained:** Selected in the 12th round of the 2015 First-Year Player Draft

Graduated from Chino Hills HS (CA)...played collegiately at Orange Coast College and the University of Houston...as a junior at Houston, earned Second Team All-Region and All-Conference honors...signed by Armann Brown.

Organizational Players, continued

Year	Club	AVG.	G	AB	R	H	2B	3B	HR	RBI	SH	SF	HP	BB	SO	SB	CS	SLG	OBP	E
2015	Vermont (A)	.230	69	256	35	59	18	0	5	45	0	4	6	23	86	0	1	.359	.304	8
Minor League Totals		.230	69	256	35	59	18	0	5	45	0	4	6	23	86	0	1	.359	.304	8

CHRISTOPHER PHILIP JENSEN

RHP

Goes by "Chris"

Born: Phoenix, Arizona, September 30, 1990; **Home:** Gilbert, Arizona

Bats: Right; **Throws:** Right; **Height:** 6-2; **Weight:** 206

Obtained: Acquired from Colorado with Drew Pomeranz for Brett Anderson, December 10, 2013

Graduated from Mesquite HS (AZ)... attended the University of San Diego...originally selected by Colorado in the sixth round of the 2011 first year player draft...signed by Rockies scout Jon Lukens...in 2012, his 12 wins ranked third among Rockies farmhands...in 2014, finished second among A's farmhands in ERA and wins, third in innings pitched, and tied for ninth in strikeouts...was named to the Texas League Postseason All-Star Team...in 2015, finished second among A's minor leaguers in innings pitched and tied for fifth in wins.

Year	Club	W	L	ERA	G	GS	CG	SHO	SV	IP	H	R	ER	HR	HB	BB	IBB	SO	WP	BK
2011	Tri-City (A)	2	1	2.65	8	8	0	0	0	37.1	27	15	11	1	0	10	0	28	4	0
2012	Asheville (A)	12	3	4.28	25	25	0	0	0	145.0	148	81	69	14	7	50	0	95	10	0
2013	Modesto (A)	5	8	4.55	28	28	0	0	0	152.1	161	86	77	15	5	39	0	136	5	0
2014	Midland (AA)	12	8	3.14	26	26	0	0	0	160.1	147	65	56	3	13	62	0	94	10	0
2015	Midland (AA)	9	10	4.87	28	28	0	0	0	166.1	183	100	90	18	7	63	0	91	10	0
Minor League Totals		40	30	4.12	115	115	0	0	0	661.1	666	347	303	51	32	224	0	444	39	0

KEVIN JOSHUA JOHNSON

RHP

Born: Harvey, Illinois, April 5, 1991; **Home:** Midlothian, Illinois

Bats: Right; **Throws:** Right; **Height:** 6-3; **Weight:** 208

Obtained: Selected in the 24th round of the 2013 First-Year Player Draft

Graduated from Mt. Carmel HS (IL)...played collegiately at the University of Illinois...originally drafted by New York (AL) in the 31st round of the 2012 draft but did not sign...missed the 2014 season after undergoing "Tommy John" surgery.

Year	Club	W	L	ERA	G	GS	CG	SHO	SV	IP	H	R	ER	HR	HB	BB	IBB	SO	WP	BK
2014																				
											(Injured – did not pitch)									
2015	Beloit (A)	2	7	4.86	34	8	0	0	0	79.2	91	62	43	8	3	27	1	54	4	0
Minor League Totals		2	7	4.86	34	8	0	0	0	79.2	91	62	43	8	3	27	1	54	4	0

OAKLAND A'S CLINCHING DATES

Year	Date	Game No.	Opponent	Score	Winner	Loser
1971	September 15	149	at Chicago	3-2	Grant	Wood
1972	September 28	150	Minnesota	8-7	Fingers	LaRoche
1973	September 23	156	at Chicago	10-5	Blue	Wood
1974	September 27	158	Chicago	2-3	Bahnsen	Holtzman
1975	September 24	158	Chicago	13-2	Blue	Jefferson
1988	September 19	151	Minnesota	5-3	Stewart	Toliver
1989	September 27	158	Texas	5-0	Moore	Moyer
1990	September 25	154	at Kansas City	5-0	Stewart	Appier
1992	September 28	156/157	Off Day*			
2000	October 1	161	Texas	3-0	Hudson	Glynn
2001	September 23	150	Seattle	7-4	Mulder	Garcia
2002	September 20 (Playoff)	154	Texas	4-2	Mecir	Kolb
	September 26 (Division)	159	at Seattle	5-3 (10)	Koch	Hasegawa
2003	September 23	158	Texas	4-3 (10)	Foulke	Cordero
2006	September 26	157	at Seattle	12-3	Harden	Woods
2012	October 1 (Playoff)	160	Texas	4-3	Parker	Perez
	October 3 (Division)	162	Texas	12-5	Scribner	Holland
2013	September 22	156	Minnesota	11-7	Gray	De Vries
2014	September 28	162	at Texas	4-0	Gray	Martinez

*Chicago defeated 2nd place Minnesota on the A's off day.

BRANDEN IVES KELLIHER

RHP

Born: Edmonds, Washington, December 11, 1995; **Home:** Lake Stevens, Washington

Bats: Right; **Throws:** Right; **Height:** 5-10; **Weight:** 188

Obtained: Selected in the eighth round of the 2014 First-Year Player Draft

Graduated from Lake Stevens HS (WA)...signed by Jim Coffman...had committed to play collegiately at the University of Oregon before signing with the A's.

Year	Club	W	L	ERA	G	GS	CG	SHO	SV	IP	H	R	ER	HR	HB	BB	IBB	SO	WP	BK
2014	AZL A's (R)	1	4	4.82	11	7	0	0	0	28.0	25	22	15	0	1	29	0	37	6	0
2015	AZL A's (R)	0	5	8.24	14	7	0	0	1	31.2	36	31	29	0	13	19	0	19	5	0
Minor League Totals		1	9	6.64	25	14	0	0	1	59.2	61	53	44	0	14	48	0	56	11	0

WADE KIRKLAND

IF

Born: Lakeland, Florida, April 4, 1989; **Home:** Lakeland, Florida

Bats: Right; **Throws:** Right; **Height:** 5-10; **Weight:** 208

Obtained: Selected in the 11th round of the 2010 First-Year Player Draft

Graduated from McKeel Academy...attended Florida Southern University...named first-team All-Sunshine State Conference as a sophomore...signed by Trevor Schaffer...was third among A's farmhands in doubles in 2012 and tied for eighth in extra base hits.

Year	Club	AVG.	G	AB	R	H	2B	3B	HR	RBI	SH	SF	HP	BB	SO	SB	CS	SLG	OBP	E
2010	Vancouver (A)	.271	68	280	34	76	18	2	0	27	3	3	2	9	59	4	2	.350	.296	24
2011	Burlington (A)	.217	83	258	38	56	16	1	3	26	2	3	8	20	73	5	3	.322	.291	23
2012	Burlington (A)	.237	102	379	49	90	31	3	8	56	3	3	11	28	99	5	4	.398	.306	23
2013	Stockton (A)	.220	67	223	25	49	18	0	6	27	0	1	5	10	65	1	2	.381	.268	11
2014	Stockton (A)	.241	64	228	26	55	17	1	4	27	0	0	5	10	74	6	0	.377	.288	3
	Sacramento (AAA)	.111	3	9	1	1	0	0	0	0	0	0	0	4	1	0	0	.333	.222	0
2015	Midland (AA)	.258	66	229	30	59	8	1	5	26	3	2	3	6	75	5	0	.367	.283	13
Minor League Totals		.240	455	1606	203	386	109	8	26	189	11	12	34	83	449	27	11	.367	.290	97

CHRISTOPHER RYAN KOHLER

LHP

Born: Fontana, California, May 4, 1995; **Home:** Peoria, Arizona

Bats: Left; **Throws:** Left; **Height:** 6-2; **Weight:** 209

Obtained: Selected in the supplemental third round of the 2013 First-Year Player Draft

Graduated from Los Osos HS (CA)...signed by Eric Martins...after his senior season at Los Osos, was named to Rawlings' third team All-American and first team All-Region teams...went 11-1 with a 2.24 ERA and five complete games his senior season...missed the 2014 season with an elbow injury.

Year	Club	W	L	ERA	G	GS	CG	SHO	SV	IP	H	R	ER	HR	HB	BB	IBB	SO	WP	BK
2013	AZL A's (R)	1	2	2.78	13	4	0	0	1	22.2	19	10	7	0	1	9	0	32	3	1
2014		(Injured — Did not pitch)																		
2015	Vermont (A)	2	3	4.66	11	6	0	0	0	38.2	40	21	20	2	6	10	0	37	3	0
Minor League Totals		3	5	3.96	24	10	0	0	1	61.1	59	31	27	2	7	19	0	69	6	1

AUSTIN JAMES KUBALA

IF

Goes by "A.J."

Born: Jacksonville, Florida, June 7, 1994; **Home:** Jacksonville, Florida

Bats: Right; **Throws:** Right; **Height:** 6-0; **Weight:** 195

Obtained: Selected in the 34th round of the 2013 First-Year Player Draft

Graduated from Arlington Country Day School (FL)...signed by Jemel Spearman...missed the 2015 season with a lower back injury.

Year	Club	AVG.	G	AB	R	H	2B	3B	HR	RBI	SH	SF	HP	BB	SO	SB	CS	SLG	OBP	E
2013	AZL A's (R)	.147	26	68	12	10	2	0	4	11	1	0	3	8	41	0	0	.353	.266	8
2014	AZL A's (R)	.053	13	38	2	2	1	1	0	3	0	0	1	2	21	0	1	.132	.122	5
2015		(Injured — did not play)																		
Minor League Totals		.113	39	106	14	12	3	1	4	14	1	0	4	10	62	0	1	.274	.217	13

PLAYER DEVELOPMENT

Organizational Players, continued

ROBERT MAXWELL KUHN

IF

Goes by "Max"

Born: Havelock, North Carolina, September 10, 1992; **Home:** Zionsville, Indiana

Bats: Right; **Throws:** Right; **Height:** 5-10; **Weight:** 212

Obtained: Selected in the 13th round of the 2014 First-Year Player Draft

Graduated from Zionsville HS (IN)...originally drafted in the 24th round of the 2011 draft by Oakland but did not sign...signed by Rich Sparks.

Year	Club	AVG.	G	AB	R	H	2B	3B	HR	RBI	SH	SF	HP	BB	SO	SB	CS	SLG	OBP	E
2014	AZL A's (R)	.250	7	20	2	5	2	0	1	6	0	0	1	1	6	0	0	.500	.318	2
	Vermont (A)	.277	52	184	26	51	10	2	4	23	1	0	3	17	46	3	2	.418	.348	3
2015	Beloit (A)	.241	131	481	53	116	29	3	10	59	0	4	3	55	106	1	1	.376	.320	10
Minor League Totals		.251	190	685	81	172	41	5	15	88	1	4	7	73	158	4	3	.391	.328	15

AARON KURCZ

RHP

Born: Las Vegas, Nevada, August 8, 1990; **Home:** Las Vegas, Nevada

Bats: Right; **Throws:** Right; **Height:** 6-0; **Weight:** 171

Obtained: Acquired from Atlanta for International Bonus Slot 4, July 6, 2015

Graduated from Durango High School in Las Vegas, NV...played collegiately at College of Southern Nevada...originally drafted by Chicago (NL) in the 11th round of the 2010 draft...traded to Boston in 2012 as part of the deal that brought Theo Epstein to Chicago...missed the entire 2013 season recovering from Tommy John surgery...was traded from Boston to Atlanta on Dec. 17, 2014 for RHP Anthony Varvaro and cash...originally signed by Cubs scout Steve McFarland.

Year	Club	W	L	ERA	G	GS	CG	SHO	SV	IP	H	R	ER	HR	HB	BB	IBB	SO	WP	BK	
2010	AZL Cubs (R)	0	0	0.00	1	0	0	0	0	1.0	0	0	0	0	0	0	0	0	2	0	0
	Boise (A)	2	1	2.05	25	0	0	0	9	26.1	15	7	6	2	5	11	1	46	1	0	
2011	Daytona (A)	5	4	3.28	32	12	0	0	0	82.1	67	34	30	6	9	34	0	91	6	0	
2012	Portland (AA)	3	4	3.04	29	0	0	0	4	50.1	42	21	17	4	2	27	2	72	6	1	
2013		(Injured — did not pitch)																			
2014	Portland (AA)	3	2	2.14	34	0	0	0	3	42.0	32	11	10	0	2	22	0	54	6	0	
2015	Gwinnett (AAA)	4	3	3.27	31	0	0	0	7	33.0	29	13	12	2	1	21	1	38	4	0	
	Nashville (AAA)	2	1	4.15	18	0	0	0	0	26.0	29	13	12	2	0	15	0	31	4	0	
Minor League Totals		19	15	3.00	170	12	0	0	23	261.0	214	99	87	16	19	130	4	334	27	1	

CODY JOSEPH KURZ

RHP

Born: Ventura, California, September 13, 1992; **Home:** Oxnard, California

Bats: Right; **Throws:** Right; **Height:** 6-2; **Weight:** 224

Obtained: Selected in the seventh round of the 2012 First-Year Player Draft

Attended Oxnard JC (CA)...signed by JT Stotts.

Year	Club	W	L	ERA	G	GS	CG	SHO	SV	IP	H	R	ER	HR	HB	BB	IBB	SO	WP	BK	
2012	AZL A's (R)	0	0	4.64	17	0	0	0	0	21.1	18	13	11	1	1	29	0	9	9	0	
2013		(Injured — did not pitch)																			
2014	AZL A's (R)	0	0	13.50	7	0	0	0	0	6.2	7	11	10	0	3	16	0	11	6	0	
2015	Vermont (A)	0	4	8.24	13	0	0	0	0	19.2	25	19	18	2	4	14	0	16	2	0	
Minor League Totals		0	4	7.36	37	0	0	0	0	47.2	50	43	39	3	8	59	0	36	17	0	

CHRISTOPHER MARK LAMB

LHP

Goes by "Chris"

Born: Berkeley, California, June 29, 1990; **Home:** Berkeley, California

Bats: Switch; **Throws:** Left; **Height:** 6-1; **Weight:** 205

Obtained: Selected in the 11th round of the 2011 First-Year Player Draft

Graduated from Berkeley HS (CA)...attended Davidson College...signed by Neil Avent...was a two-time California League Player of the Week in 2014, for the weeks ending on July 20 and Aug. 3...struck out an A's organizational season-high 17 batters on Aug. 24, 2014 at Rancho Cucamonga.

Year	Club	W	L	ERA	G	GS	CG	SHO	SV	IP	H	R	ER	HR	HB	BB	IBB	SO	WP	BK
2011	AZL A's (R)	0	0	0.00	3	0	0	0	0	5.0	2	1	0	0	1	1	0	4	3	0
2012	Burlington (A)	3	3	5.03	11	11	0	0	0	59.0	68	38	33	3	2	22	0	40	0	0
	Vermont (A)	2	0	1.50	4	4	0	0	0	18.0	16	4	3	1	0	3	0	12	1	0
2013	Beloit (A)	2	5	4.53	32	0	0	0	2	49.2	56	30	25	4	3	22	0	39	7	0
2014	Beloit (A)	0	1	2.77	10	3	0	0	2	26.0	18	10	8	1	0	7	0	34	1	0
	Stockton (A)	4	5	3.21	20	19	0	0	0	103.2	92	40	37	5	2	36	1	100	11	0
	Sacramento (AAA)	0	1	54.00	1	0	0	0	0	0.1	2	2	2	0	0	2	0	0	0	0
2015	Stockton (A)	0	1	3.18	3	3	0	0	0	11.1	11	4	4	2	0	4	0	8	1	0
	Midland (AA)	0	5	10.69	14	7	0	0	0	33.2	48	42	40	7	2	27	2	27	4	0
Minor League Totals		11	21	4.46	98	47	0	0	4	306.2	313	171	152	23	10	124	3	264	28	0

TRACE BRADLEY LOEHR

IF

Born: Portland, Oregon, May 23, 1995; **Home:** Milwaukie, Oregon
Bats: Left; **Throws:** Right; **Height:** 5-10; **Weight:** 173
Obtained: Selected in the sixth round of the 2014 First-Year Player Draft

Graduated from Rex Putnam HS (OR)...was the first high school player from Oregon selected in the 2014 draft...won two consecutive Player of the Year honors in Oregon's Class 5A in 2013 and 2014...had committed to play collegiately at Oregon State before signing with the A's...signed by Jim Coffman.

Year	Club	AVG.	G	AB	R	H	2B	3B	HR	RBI	SH	SF	HP	BB	SO	SB	CS	SLG	OBP	E
2014	AZL A's (R)	.244	41	160	22	39	3	2	0	14	1	0	1	15	31	6	2	.288	.313	10
2015	Vermont (A)	.264	67	254	33	67	6	1	2	31	0	2	3	21	41	4	4	.319	.325	9
Minor League Totals		.256	108	414	55	106	9	3	2	45	1	2	4	36	72	10	6	.307	.320	19

JESUS FERNANDO LOPEZ (MARADIAGA)

IF

Born: Chinandega, Nicaragua, October 5, 1996; **Home:** Chinandega, Nicaragua
Bats: Switch; **Throws:** Right; **Height:** 5-9; **Weight:** 176
Obtained: Signed as a non-drafted free agent on July 2, 2013

Signed by Juan Mosquera.

Year	Club	AVG.	G	AB	R	H	2B	3B	HR	RBI	SH	SF	HP	BB	SO	SB	CS	SLG	OBP	E
2014	AZL A's (R)	.221	42	136	18	30	5	1	0	13	2	0	0	19	29	4	1	.272	.316	7
2015	Vermont (A)	.203	55	202	14	41	5	0	0	10	0	0	2	6	40	2	1	.228	.233	12
Minor League Totals		.210	97	338	32	71	10	1	0	23	2	0	2	25	69	6	2	.246	.268	19

JARED SAMUEL LYONS

LHP

Born: Hampton, Virginia, May 18, 1993; **Home:** Yorktown, Virginia
Bats: Left; **Throws:** Left; **Height:** 5-11; **Weight:** 183
Obtained: Selected in the ninth round of the 2015 First-Year Player Draft

Graduated from Tabb HS (VA)...played four years at Liberty University...signed by Neil Avent.

Year	Club	W	L	ERA	G	GS	CG	SHO	SV	IP	H	R	ER	HR	HB	BB	IBB	SO	WP	BK
2015	Vermont (A)	0	0	12.27	12	0	0	0	0	14.2	32	28	20	1	1	7	0	15	5	1
Minor League Totals		0	0	12.27	12	0	0	0	0	14.2	32	28	20	1	1	7	0	15	5	1

EVAN ROBERT MANARINO

LHP

Born: Mission Viejo, California, December 28, 1992; **Home:** Mission Viejo, California
Bats: Left; **Throws:** Left; **Height:** 6-0; **Weight:** 206
Obtained: Selected in the 25th round of the 2015 First-Year Player Draft

Graduated from Santa Margarita HS (CA)...played collegiately at Saddleback Junior College and UC-Irvine...signed by Craig Conklin.

Year	Club	W	L	ERA	G	GS	CG	SHO	SV	IP	H	R	ER	HR	HB	BB	IBB	SO	WP	BK
2015	Vermont (A)	3	2	5.59	15	5	0	0	1	38.2	46	26	24	2	0	6	1	28	4	0
Minor League Totals		3	2	5.59	15	5	0	0	1	38.2	46	26	24	2	0	6	1	28	4	0

Organizational Players, continued

BRANDON MICHAEL MANN

LHP

Born: Tacoma, Washington, May 16, 1984; **Home:** Auburn, Washington

Bats: Left; **Throws:** Left; **Height:** 6-2; **Weight:** 205

Obtained: Signed as a free agent to a minor league contract, October 6, 2015

Graduated from Mt. Rainier HS (WA)...originally drafted in the 27th round of the 2002 draft by Tampa Bay and signed by Rays scout Paul Kirsch...in addition to full minor league stats below, played for Southern Maryland (2010) and Lancaster (2014) of the Atlantic League and spent two seasons with Yokohama (2011-12) of the Japan Central League...spent the 2015 season with Fargo-Moorhead of the independent American Association, where he went 7-10 with a 4.07 ERA in 22 games (21 starts), including four complete games...also led the league with 157 strikeouts.

Year	Club	W	L	ERA	G	GS	CG	SHO	SV	IP	H	R	ER	HR	HB	BB	IBB	SO	WP	BK
2002	Princeton (R)	1	2	5.40	10	0	0	0	0	18.1	16	17	11	1	2	14	0	15	1	0
2003	Princeton (R)	4	2	4.29	11	11	1	0	0	63.0	61	34	30	2	3	28	0	46	11	2
	Hudson Valley (A)	0	2	6.97	2	2	0	0	0	10.1	8	8	8	0	0	5	0	7	0	1
2004	Hudson Valley (A)	5	5	3.38	14	14	0	0	0	72.0	67	33	27	3	7	18	0	68	5	0
2005	SW Michigan (A)	10	11	3.81	27	27	0	0	0	151.0	144	78	64	13	6	63	1	86	9	1
2006	Visalia (A)	4	9	5.64	29	24	0	0	0	137.1	145	99	86	19	5	66	0	120	10	4
2008	Vero Beach (A)	3	12	4.82	25	23	0	0	0	130.2	144	88	70	18	6	39	0	103	6	1
2009	Montgomery (AA)	7	9	4.44	27	21	0	0	1	125.2	134	68	62	6	4	48	1	72	3	1
2010	Inland Empire (A)	3	0	4.14	37	0	0	0	1	48.0	63	32	22	4	3	25	0	48	8	1
2011	Yokohama (Japan)	1	1	1.16	12	2	0	0	0	23.1	19	3	3	1	3	8	0	17	0	0
2012	Yokohama (Japan)	2	8	5.32	16	15	0	0	0	69.1	66	43	41	3	3	29	0	42	1	1
2013										(Did not pitch)										
2014	Lancaster (Ind.)	2	2	4.09	20	6	0	0	0	50.2	47	26	23	6	6	17	0	48	1	0
	Altoona (AA)	1	4	2.91	14	2	0	0	0	34.0	33	13	11	1	1	14	1	34	2	0
2015	Fargo-Moorhead (Ind.)	7	10	4.07	22	21	4	0	0	143.2	151	77	65	8	9	58	2	157	9	0
Minor League Totals		38	56	4.45	196	124	1	0	2	790.1	815	470	391	67	37	320	3	599	55	12

MITCHELL TYLER MARINCOV

OF

Goes by "Tyler"

Born: Orlando, Florida, October 20, 1991; **Home:** Orlando, Florida

Bats: Right; **Throws:** Right; **Height:** 6-2; **Weight:** 200

Obtained: Selected in the eighth round of the 2013 First-Year Player Draft

Graduated from Timber Creek HS (NC)...attended the University of North Florida...signed by Jemel Spearman...originally drafted in the 48th round of the 2010 draft by Detroit but did not sign...as a redshirt junior in 2013, was named to the All-Atlantic Sun Conference first team and the ABCA Division I All-South Region second team...in 2014, finished third among A's farmhands in stolen bases (18) and doubles (34), and tied for fourth in home runs (18)...also ended the year in the top 10 among A's minor leaguers in RBI (77), hits (123), runs (70) and walks (53)...was named Midwest League Player of the Week for the week ending Aug. 3...in 2015, finished tied for third among A's farmhands in RBI...also finished in the Top 10 in runs (sixth), total bases (sixth), home runs (tied for sixth), extra-base hits (tied for seventh), hits (eighth), and doubles (tied for eighth).

Year	Club	AVG.	G	AB	R	H	2B	3B	HR	RBI	SH	SF	HP	BB	SO	SB	CS	SLG	OBP	E
2013	Vermont (A)	.215	62	214	20	46	8	2	3	20	1	3	3	25	56	5	4	.313	.302	3
2014	Beloit (A)	.261	111	399	59	104	29	5	16	64	0	8	7	47	108	17	8	.479	.343	5
	Stockton (A)	.317	16	60	11	19	5	1	2	13	0	2	1	6	22	1	0	.533	.377	1
2015	Stockton (A)	.257	134	521	79	134	29	4	14	75	0	7	7	44	140	14	8	.409	.320	7
Minor League Totals		.254	323	1194	169	303	71	12	35	172	1	20	18	122	326	37	20	.421	.327	16

ERIC YOEL MARINEZ (PEREZ)

IF

Born: Sabana Grande de Palenque, Dominican Republic, September 12, 1995; **Home:** Palenque, Dominican Republic

Bats: Switch; **Throws:** Right; **Height:** 6-1; **Weight:** 185

Obtained: Signed as a non-drafted free agent on November 8, 2012

Signed by Raymond Abreu.

Year	Club	AVG.	G	AB	R	H	2B	3B	HR	RBI	SH	SF	HP	BB	SO	SB	CS	SLG	OBP	E
2013	DSL A's (R)	.246	51	171	18	42	12	3	0	17	1	4	1	12	53	1	4	.351	.293	26
2014	DSL A's (R)	.202	66	242	23	49	11	2	1	26	6	2	0	17	70	3	5	.277	.253	21
2015	AZL A's (R)	.241	47	158	17	38	6	2	0	18	1	4	0	16	33	2	0	.304	.303	15
Minor League Totals		.226	164	571	58	129	29	7	1	61	8	10	1	45	156	6	9	.306	.279	62

MICHAEL BENTON MARTIN**OF**

Goes by "Mike"

Born: Hoffman Estates, Illinois, September 29, 1992; **Home:** Buffalo Grove, Illinois**Bats:** Right; **Throws:** Right; **Height:** 5-11; **Weight:** 165**Obtained:** Selected in the 33rd round of the 2015 First-Year Player Draft

Graduated from Stevenson HS (IL)...played collegiately at Harvard...signed by Ron Vaughn.

Year	Club	AVG.	G	AB	R	H	2B	3B	HR	RBI	SH	SF	HP	BB	SO	SB	CS	SLG	OBP	E
2015	AZL A's (R)	.147	27	75	13	11	0	0	0	3	0	1	7	14	25	8	1	.147	.330	0
Minor League Totals		.147	27	75	13	11	0	0	0	3	0	1	7	14	25	8	1	.147	.330	0

JORGE LUIS MARTINEZ (GONZALEZ)**LHP****Born:** Panamá, Panama, January 5, 1996; **Home:** Panamá, Panama**Bats:** Left; **Throws:** Left; **Height:** 5-11; **Weight:** 169**Obtained:** Signed as a non-drafted free agent on January 3, 2014

Signed by Juan Mosquera.

Year	Club	W	L	ERA	G	GS	CG	SHO	SV	IP	H	R	ER	HR	HB	BB	IBB	SO	WP	BK
2014	DSL A's (R)	3	3	3.60	14	5	0	0	1	50.0	52	24	20	1	2	14	0	45	4	0
2015	AZL A's (R)	1	1	4.67	13	0	0	0	0	17.1	19	11	9	0	0	7	0	20	2	0
Minor League Totals		4	4	3.88	27	5	0	0	1	67.1	71	35	29	1	2	21	0	65	6	0

ROBERT ANTHONY MARTINEZ (RUIZ)**OF****Born:** Humacao, Puerto Rico, February 8, 1994; **Home:** Yabucoa, Puerto Rico**Bats:** Right; **Throws:** Right; **Height:** 6-0; **Weight:** 209**Obtained:** Drafted in the 19th round of the 2012 First-Year Player Draft

Graduated from Quinones Medina HS in Yabucoa, Puerto Rico.

Year	Club	AVG.	G	AB	R	H	2B	3B	HR	RBI	SH	SF	HP	BB	SO	SB	CS	SLG	OBP	E
2012	DSL A's (R)	.273	15	33	4	9	2	0	0	5	1	0	2	8	16	1	2	.333	.442	0
2013	DSL A's (R)	.235	36	119	12	28	8	2	1	16	1	0	2	15	32	3	3	.361	.331	2
2014	AZL A's (R)	.219	48	151	24	33	12	1	5	29	1	1	2	26	60	2	2	.411	.339	1
2015	AZL A's (R)	.162	36	111	11	18	2	2	2	9	0	1	0	19	53	2	0	.270	.282	2
	Vermont (A)	.000	4	13	1	0	0	0	0	0	1	0	0	3	6	0	0	.000	.188	0
	Beloit (A)	.191	43	141	15	27	7	0	3	11	0	1	1	12	61	3	1	.305	.258	1
Minor League Totals		.202	182	568	67	115	31	5	11	70	4	3	7	83	228	11	8	.333	.310	6

CASEY EDWARD MEISNER**RHP****Born:** Cypress, Texas, May 22, 1995; **Home:** Cypress, Texas**Bats:** Right; **Throws:** Right; **Height:** 6-7; **Weight:** 196**Obtained:** Acquired from New York (NL) for Tyler Clippard and cash, July 27, 2015Graduated from Cypress Woods HS (TX)...originally drafted in the third round of the 2013 draft by New York-NL and signed by Mets scout Ray Corbett...finished tied for second in the New York-Penn League in strikeouts in 2014...his 13 wins in 2015 were tied for 13th among all minor leaguers.

Year	Club	W	L	ERA	G	GS	CG	SHO	SV	IP	H	R	ER	HR	HB	BB	IBB	SO	WP	BK
2013	GCL Mets (R)	1	3	3.06	10	4	0	0	0	35.1	31	17	12	0	1	10	1	28	1	4
2014	Brooklyn (A)	5	3	3.75	13	13	0	0	0	62.1	67	35	26	4	4	18	1	67	4	2
2015	Savannah (A)	7	2	2.13	12	12	0	0	0	76.0	59	20	18	6	3	19	0	66	4	0
	St. Lucie (A)	3	2	2.83	6	6	0	0	0	35.0	35	17	11	4	2	14	0	23	1	1
	Stockton (A)	3	1	2.78	7	7	0	0	0	32.1	27	12	10	1	0	7	0	24	2	0
Minor League Totals		19	11	2.88	48	42	0	0	0	241.0	219	101	77	15	10	68	2	208	12	7

JUNIOR RAFAEL MENDEZ**RHP****Born:** Santo Domingo, Dominican Republic, September 20, 1992; **Home:** Patchogue, New York**Bats:** Right; **Throws:** Right; **Height:** 6-0; **Weight:** 215**Obtained:** Selected in the 16th round of the 2013 First-Year Player Draft

Organizational Players, continued

Graduated from Patchogue-Medford HS (NY)...attended Southern New Hampshire University...signed by Ron Vaughn...one of two players from Southern New Hampshire University drafted by the A's in the 2013 draft (Massad)...in 2015, finished 10th among A's farmhands with 135.2 innings pitched.

Year	Club	W	L	ERA	G	GS	CG	SHO	SV	IP	H	R	ER	HR	HB	BB	IBB	SO	WP	BK
2013	AZL A's (R)	0	1	4.50	10	1	0	0	0	20.0	19	10	10	2	1	6	0	21	1	0
	Vermont (R)	0	0	0.93	9	0	0	0	0	19.1	13	4	2	0	0	9	1	19	1	0
2014	Beloit (A)	2	8	4.77	25	18	0	0	0	105.2	107	60	56	16	13	27	0	61	2	1
2015	Beloit (A)	4	11	5.79	27	26	0	0	0	130.2	156	93	84	18	9	53	0	73	8	0
	Midland (AA)	1	0	5.40	1	1	0	0	0	5.0	2	3	3	0	0	5	0	1	1	0
Minor League Totals		7	20	4.97	72	46	0	0	0	280.2	297	170	155	36	23	100	1	175	13	1

DANIEL JOSEPH MENGDEN

RHP

Born: Houston, Texas, February 19, 1993; **Home:** Houston, Texas

Bats: Right; **Throws:** Right; **Height:** 6-1; **Weight:** 220

Obtained: Acquired from Houston with Jacob Nottingham for Scott Kazmir, July 23, 2015

Graduated from Westside HS (TX)...played collegiately at Texas A&M...originally drafted in the fourth round of the 2014 draft by Houston and signed by Astros scout Noel Gonzales-Luna.

Year	Club	W	L	ERA	G	GS	CG	SHO	SV	IP	H	R	ER	HR	HB	BB	IBB	SO	WP	BK
2014	GCL Astros (R)	0	0	4.26	4	0	0	0	0	6.1	4	3	3	0	1	0	0	11	0	0
	Tri-City (A)	0	0	1.93	2	1	0	0	0	4.2	5	1	1	0	0	1	0	6	1	0
2015	Quad Cities (A)	4	1	1.16	8	6	0	0	0	38.2	30	7	5	1	2	8	0	36	1	1
	Lancaster (A)	2	1	5.26	10	8	0	0	1	49.2	59	30	29	4	2	18	0	48	7	1
	Stockton (A)	4	2	4.25	8	8	0	0	0	42.1	39	23	20	6	2	10	0	41	4	0
Minor League Totals		10	4	3.68	32	23	0	0	1	141.2	137	64	58	11	7	37	0	142	13	2

MELVIN MERCEDES

IF

Born: New York, New York, January 13, 1992; **Home:** Bronx, New York

Bats: Switch; **Throws:** Right; **Height:** 5-6; **Weight:** 170

Obtained: Selected in the 16th round of the 2012 First-Year Player Draft

Attended the College of Central Florida...signed by Trevor Schaffer.

Year	Club	AVG.	G	AB	R	H	2B	3B	HR	RBI	SH	SF	HP	BB	SO	SB	CS	SLG	OBP	E
2012	AZL A's (R)	.381	31	105	24	40	10	1	0	12	2	0	1	10	15	1	0	.495	.440	8
2013	Vermont (A)	.228	49	145	15	33	3	0	0	9	3	1	2	21	30	5	6	.248	.331	11
2014	Beloit (A)	.222	98	361	54	80	14	7	2	33	1	7	4	41	70	12	4	.316	.303	21
2015	Beloit (A)	.286	15	49	7	14	1	0	0	3	0	0	0	4	14	1	1	.306	.340	4
	Stockton (A)	.248	80	282	32	70	13	1	0	24	9	3	3	27	45	11	2	.301	.317	8
Minor League Totals		.252	273	942	132	237	41	9	2	81	15	11	10	103	174	30	13	.321	.328	52

MIGUEL ANGEL MERCEDES (VALERA)

IF

Born: Boca Chica, Dominican Republic, September 12, 1995; **Home:** Boca Chica, Dominican Republic

Bats: Right; **Throws:** Right; **Height:** 6-2; **Weight:** 248

Obtained: Signed as a non-drafted free agent on February 25, 2013

Signed by Amaury Reyes.

Year	Club	AVG.	G	AB	R	H	2B	3B	HR	RBI	SH	SF	HP	BB	SO	SB	CS	SLG	OBP	E
2013	DSL A's (R)	.169	68	213	29	36	9	2	0	10	0	1	6	29	72	5	5	.230	.285	21
2014	AZL A's (R)	.221	37	113	9	25	4	0	1	12	1	1	3	11	43	0	0	.283	.305	10
2015	AZL A's (R)	.216	49	167	15	36	12	2	2	28	0	3	6	17	70	1	2	.347	.306	18
Minor League Totals		.197	154	493	53	97	25	4	3	50	1	5	15	57	185	6	7	.282	.296	49

COREY ANDREW MILLER

RHP

Born: Mission Viejo, California, November 13, 1991; **Home:** Laguna Niguel, California

Bats: Right; **Throws:** Right; **Height:** 6-2; **Weight:** 223

Obtained: Selected in the 10th round of the 2014 First-Year Player Draft

Graduated from JSerra Catholic HS (CA)...attended Pepperdine University where he was First Team All-West Coast Conference as a senior...led the WCC with a 1.90 ERA as a senior...signed by J.T. Stotts.

Year	Club	W	L	ERA	G	GS	CG	SHO	SV	IP	H	R	ER	HR	HB	BB	IBB	SO	WP	BK
2014	AZL A's (R)	1	0	5.40	1	0	0	0	0	3.1	2	2	2	0	0	1	0	3	0	0
	Vermont (A)	1	3	4.65	12	9	0	0	0	40.2	43	21	21	2	3	16	0	29	5	0
2015	Vermont (A)	2	4	2.91	15	5	0	0	1	46.1	47	19	15	1	2	9	0	27	3	0
	Beloit (A)	2	1	4.54	21	0	0	0	0	33.2	39	28	17	3	0	15	0	26	4	1
Minor League Totals		6	8	3.99	49	14	0	0	1	124.0	131	70	55	6	5	41	0	85	12	1

ROBERT ANTHONY MULLEN (YOUNG)

C

Born: Panamá, Panama, May 23, 1996; **Home:** Panamá, Panama
Bats: Right; **Throws:** Right; **Height:** 5-11; **Weight:** 199
Obtained: Signed as a non-drafted free agent, July 7, 2012

Signed by Juan Mosquera.

Year	Club	AVG.	G	AB	R	H	2B	3B	HR	RBI	SH	SF	HP	BB	SO	SB	CS	SLG	OBP	E
2013	DSL A's (R)	.267	30	90	12	24	6	0	1	12	1	0	4	6	15	1	2	.367	.340	4
2014	DSL A's (R)	.230	51	152	22	35	10	0	0	9	4	3	6	28	29	6	1	.296	.365	10
2015	AZL A's (R)	.231	26	78	8	18	5	1	0	8	1	0	8	11	13	3	0	.321	.333	6
Minor League Totals		.241	107	320	42	77	21	1	1	29	6	3	11	45	57	10	3	.322	.351	20

YAIRO MUNOZ

IF

Born: Nagua Dominican Republic, January 23, 1995; **Home:** Nagua, Dominican Republic
Bats: Right; **Throws:** Right; **Height:** 6-0; **Weight:** 201
Obtained: Signed as a non-drafted free agent, January 27, 2012

Signed by Angel Eusebio and Raymond Abreu...was named to the 2014 New York-Penn League Midseason All-Star Team...in 2015, finished fifth in the A's minor league system in RBI (75), seventh in hits (135), eighth in total bases (206), and tied for eighth in runs (69)...was named a Midwest League Midseason All-Star.

Year	Club	AVG.	G	AB	R	H	2B	3B	HR	RBI	SH	SF	HP	BB	SO	SB	CS	SLG	OBP	E
2012	DSL A's (R)	.229	32	105	13	24	7	3	0	22	1	2	1	10	23	4	3	.352	.297	12
2013	AZL A's (R)	.194	25	67	8	13	3	0	1	5	0	1	2	7	11	1	0	.284	.286	4
2014	Vermont (A)	.298	66	252	29	75	17	3	5	20	2	2	2	7	42	14	6	.448	.319	20
2015	Beloit (A)	.236	97	369	48	87	14	3	9	48	1	6	2	22	62	10	2	.363	.278	23
	Stockton (A)	.320	39	150	21	48	12	0	4	26	1	1	2	11	20	1	1	.480	.372	11
Minor League Totals		.262	259	943	119	247	53	9	19	121	5	12	9	57	158	30	12	.398	.307	70

SEAN MURPHY

RHP

Born: Philadelphia, Pennsylvania, August 23, 1988; **Home:** Philadelphia, Pennsylvania
Bats: Switch; **Throws:** Right; **Height:** 6-3; **Weight:** 230
Obtained: Selected in the 33rd round of the 2010 First-Year Player Draft

Graduated from North Catholic HS (PA)...attended Keystone College...signed by Marc Sauer...ranked second among A's minor leaguers in innings pitched in 2012, tied for second in wins, was third in strikeouts and ninth in ERA...was named Midwest League Pitcher of the Week for the period ending April 30 and California League Pitcher of the Week for the period ending June 11...in 2013, finished second among A's farmhands in strikeouts (140), tied for fifth in wins (10) and innings pitched (155.1), and eighth in ERA (3.94)...in 2014, finished 10th among qualifying A's farmhands with a 4.89 ERA...missed the 2015 season after undergoing Tommy John surgery.

Year	Club	W	L	ERA	G	GS	CG	SHO	SV	IP	H	R	ER	HR	HB	BB	IBB	SO	WP	BK	
2010	AZL A's (R)	3	0	2.57	14	0	0	0	2	21.0	15	9	6	0	1	8	1	32	1	0	
2011	Stockton (A)	1	0	1.50	1	1	0	0	0	6.0	6	1	1	0	0	1	0	5	0	0	
	Burlington (A)	1	3	6.33	15	6	0	0	0	42.2	57	31	30	5	3	10	0	34	3	0	
2012	Stockton (A)	8	8	4.80	19	19	0	0	0	108.2	98	67	58	21	4	35	0	107	8	1	
	Burlington (A)	3	4	1.97	8	8	0	0	0	50.1	35	14	11	4	1	17	0	52	2	0	
2013	Stockton (A)	2	1	2.89	3	3	0	0	0	18.2	19	8	6	4	2	4	0	19	0	0	
	Midland (AA)	8	8	4.08	25	24	0	0	0	136.2	137	65	62	9	7	50	0	121	8	0	
2014	Stockton (A)	0	1	2.70	3	3	0	0	0	13.1	12	4	4	0	0	6	0	19	3	0	
	Midland (AA)	4	3	3.95	10	10	0	0	0	57.0	66	27	25	3	1	18	0	53	6	0	
2015	Sacramento (AAA)	2	4	7.18	7	7	0	0	0	36.1	41	31	29	6	2	18	0	20	1	1	
		(Injured — did not pitch)																			
Minor League Totals		32	32	4.26	105	81	0	0	2	490.2	486	257	232	52	21	167	1	462	32	2	

PLAYER DEVELOPMENT

Organizational Players, continued

MICHAEL HART MURRAY

RHP

Born: West Palm Beach, Florida, September 26, 1993; **Home:** Lake Worth, Florida

Bats: Right; **Throws:** Right; **Height:** 6-2; **Weight:** 217

Obtained: Selected in the 32nd round of the 2015 First-Year Player Draft

Graduated from Forest Hill HS (FL)...played collegiately at Florida Gulf Coast University...was a Louisville Slugger Freshman All-American in 2013 and a Second Team Louisville Slugger All-American in 2014...in 2015, did not play in his first professional season due to a right elbow injury.

Year	Club	W	L	ERA	G	GS	CG	SHO	SV	IP	H	R	ER	HR	HB	BB	IBB	SO	WP	BK
2015										(Injured — did not pitch)										
Minor League Totals		2	3	4.71	13	9	0	0	0	44.0	45	23	23	2	3	17	0	32	5	0

JAMES AUBREY NAILE

RHP

Born: Cape Girardeau, Missouri, February 8, 1993; **Home:** Charleston, Missouri

Bats: Right; **Throws:** Right; **Height:** 6-3; **Weight:** 186

Obtained: Selected in the 20th round of the 2015 First-Year Player Draft

Graduated from Charleston HS (MO)...played collegiately at Parkland CC (2012) and the University of Alabama-Birmingham (2013-15)...redshirted in 2014...signed by Kelcey Mucker.

Year	Club	W	L	ERA	G	GS	CG	SHO	SV	IP	H	R	ER	HR	HB	BB	IBB	SO	WP	BK
2015	AZL A's (R)	0	0	0.00	2	0	0	0	0	2.0	0	0	0	0	0	0	0	1	0	0
	Vermont (A)	3	0	1.93	18	0	0	0	6	23.1	19	6	5	0	0	6	1	17	2	0
Minor League Totals		3	0	1.78	20	0	0	0	6	25.1	19	6	5	0	0	6	1	18	2	0

CARLOS MANUEL NAVAS

RHP

Born: Puerto Cabello, Venezuela, August 13, 1992; **Home:** Patanemo, Venezuela

Bats: Right; **Throws:** Right; **Height:** 6-0; **Weight:** 195

Obtained: Signed as a non-drafted free agent, May 6, 2010

Signed by Julio Franco and Juan Carlos Villanueva...set career highs in 2014 in wins (6), innings pitched (71.0) and strikeouts (61)...set a new career high in strikeouts in 2015 (78) in his first year as a full-time reliever.

Year	Club	W	L	ERA	G	GS	CG	SHO	SV	IP	H	R	ER	HR	HB	BB	IBB	SO	WP	BK
2010	DSL A's (R)	2	2	1.66	13	5	0	0	0	43.1	30	9	8	0	6	15	0	30	2	1
2011	DSL A's (R)	0	0	13.50	1	1	0	0	0	0.2	0	1	1	0	1	0	0	0	0	0
2012	DSL A's (R)	4	5	1.38	14	12	0	0	0	65.1	51	21	10	0	6	11	0	54	2	2
2013	AZL A's (R)	1	2	4.83	12	7	0	0	0	50.1	55	31	27	4	5	12	0	23	4	2
2014	AZL A's (R)	6	5	3.30	13	11	0	0	0	71.0	75	39	26	6	2	20	0	61	4	2
2015	Beloit (A)	3	2	2.61	44	0	0	0	2	58.2	55	22	17	2	6	18	0	69	3	4
	Stockton (A)	0	0	4.00	6	0	0	0	0	9.0	9	4	4	1	2	3	0	9	1	0
Minor League Totals		16	16	2.81	103	36	0	0	2	298.1	275	127	93	13	28	79	0	246	16	11

MILESTONE HOME RUNS

Franchise

1	Lave Cross	Apr. 30, 1901
1,000	Mickey Cochrane	May 15, 1927
2,000	Jimmie Foxx	June 21, 1935
3,000	Sam Chapman	Sept. 30, 1949
4,000	Hector Lopez	Aug. 17, 1958
5,000	Jim Nash	May 22, 1968
6,000	Gene Tenace	May 25, 1975
7,000	Carney Lansford	July 3, 1983
8,000	Jose Canseco	Sept. 2, 1989
9,000	Mark McGwire	May 28, 1996
10,000	Miguel Tejada	Apr. 14, 2001
11,000	Bobby Kielty	June 15, 2006
12,000	Brandon Moss	June 5, 2013

Oakland

1	Reggie Jackson	Apr. 10, 1968
1,000	Claudell Washington	May 6, 1975
2,000	Rickey Henderson	June 5, 1983
3,000	Dave Parker	Aug. 13, 1989
4,000	Jason Giambi	May 17, 1996
5,000	Jason Giambi	Sept. 24, 2000
6,000	Bobby Crosby	May 31, 2006
7,000	Brandon Moss	May 13, 2013

ZACHARY SHERIDAN NEAL**RHP****Born:** Columbia, South Carolina, November 9, 1988; **Home:** Flower Mound, Texas**Bats:** Right; **Throws:** Right; **Height:** 6-3; **Weight:** 215**Obtained:** Signed as a free agent to a minor league contract, March 28, 2013

Graduated from Flower Mound HS (TX)...attended the University of Oklahoma...originally drafted by Florida in the 17th round of the June, 2010 First-Year Player Draft...was released by Miami on March 26, 2013 and signed with Oakland two days later...was one of nine A's farmhands to toss a complete game in 2013 (July 23 at Frisco)...in 2014, led all qualifying A's farmhands with a 3.09 ERA and 166.0 innings pitched...also tied for third among A's minor leaguers with 10 wins...was named California League Pitcher of the Week for the week ending May 25...matched his career high with 10 wins in 2015, tied for the third most among A's farmhands...also led A's minor leaguers in innings pitched (167.2), tied for fifth in strikeouts (100), and finished 10th among qualifying pitchers with a 4.67 ERA.

Year	Club	W	L	ERA	G	GS	CG	SHO	SV	IP	H	R	ER	HR	HB	BB	IBB	SO	WP	BK
2010	GCL Marlins (R)	1	0	0.84	3	2	0	0	0	10.2	8	2	1	0	1	1	0	16	0	0
	Jamestown (A)	1	1	1.74	4	4	0	0	0	20.2	19	10	4	1	1	2	0	21	0	0
2011	Greensboro (A)	7	6	4.16	22	22	0	0	0	119.0	124	61	55	12	15	41	1	84	3	0
	Jupiter (A)	4	1	1.21	9	8	0	0	0	44.2	41	7	6	2	0	10	1	33	0	0
2012	Jacksonville (AA)	4	6	3.80	21	10	0	0	0	68.2	77	36	29	4	3	12	0	45	1	0
	Midland (AA)	8	12	4.35	28	28	1	1	0	165.2	172	95	80	18	6	36	1	96	2	2
2014	Stockton (A)	0	0	0.57	2	2	0	0	0	15.2	8	2	1	0	1	0	0	19	0	0
	Midland (AA)	3	0	0.58	5	5	0	0	0	31.0	25	5	2	0	3	4	0	25	1	0
	Sacramento (AAA)	7	7	4.07	20	19	0	0	0	119.1	137	70	54	15	4	16	0	80	2	0
	Midland (AA)	3	3	6.44	7	7	0	0	0	36.1	43	26	7	1	15	0	0	22	0	0
2015	Nashville (AAA)	7	10	4.18	21	20	2	0	0	131.1	151	71	61	10	5	20	0	78	2	0
	Minor League Totals	45	46	3.77	142	127	3	1	0	762.1	805	385	319	69	40	157	3	519	11	2

EMERSON MIGUEL NELO (MONCAYO)**RHP****Born:** Carora, Venezuela, September 13, 1995; **Home:** Carora, Venezuela**Bats:** Right; **Throws:** Right; **Height:** 5-11; **Weight:** 215**Obtained:** Signed as a free agent to a minor league contract, December 5, 2012

Signed by Julio Franco.

Year	Club	W	L	ERA	G	GS	CG	SHO	SV	IP	H	R	ER	HR	HB	BB	IBB	SO	WP	BK
2014	DSL A's (R)	2	3	1.75	14	6	0	0	0	56.2	43	18	11	1	5	27	1	39	7	0
2015	AZL A's (R)	1	0	4.15	13	0	0	0	0	17.1	11	8	6	0	3	16	0	14	4	0
Minor League Totals		3	3	2.07	27	6	0	0	0	74.0	54	26	17	1	8	43	1	53	11	0

JOHN FRANCIS NOGOWSKI, JR.**IF****Born:** Port Huron, Michigan, January 5, 1993; **Home:** Tallahassee, Florida**Bats:** Right; **Throws:** Left; **Height:** 6-0; **Weight:** 222**Obtained:** Drafted in the 34th round of the 2014 First-Year Player Draft

Graduated from North Florida Christian HS...played collegiately at Florida State University...signed by Jemel Spearman...was a First Team All-ACC selection in 2014.

Year	Club	AVG.	G	AB	R	H	2B	3B	HR	RBI	SH	SF	HP	BB	SO	SB	CS	SLG	OBP	E
2014	AZL A's (R)	.286	8	35	5	10	3	1	0	11	0	0	0	2	4	0	0	.429	.324	0
	Vermont (A)	.259	50	158	18	41	8	0	1	21	0	2	5	20	23	0	0	.329	.357	5
2015	Stockton (A)	.274	96	354	45	97	20	0	4	45	1	3	5	39	47	1	1	.364	.352	5
Minor League Totals		.271	154	547	68	148	31	1	5	77	1	5	10	61	74	1	1	.358	.352	10

DANIEL OH**OF**

Goes by "Danny"

Born: Seattle, Washington, December 28, 1989; **Home:** Berkeley, California**Bats:** Left; **Throws:** Left; **Height:** 6-0; **Weight:** 185**Obtained:** Acquired in the AAA Phase of the 2015 Rule 5 Draft from New York (AL)

Graduated from Henry M. Jackson HS (WA)...played collegiately at Cal, where he was teammates with A's infielders Mark Canha and Marcus Semien...originally drafted in the 27th round of the 2012 draft by New York (AL).

Organizational Players, continued

Year	Club	AVG.	G	AB	R	H	2B	3B	HR	RBI	SH	SF	HP	BB	SO	SB	CS	SLG	OBP	E
2012	Staten Island (A)	.198	29	91	9	18	3	1	1	4	0	1	0	8	20	1	1	.286	.260	0
2013	Charleston (A)	.266	82	259	32	69	13	0	0	12	1	0	13	31	58	10	2	.317	.373	2
2014	Tampa (A)	.265	49	162	23	43	6	2	0	17	0	1	2	24	30	2	2	.327	.365	1
2015	Tampa (A)	.333	29	96	19	32	8	1	0	9	0	2	0	14	15	4	1	.438	.411	1
	Trenton (AA)	.293	67	242	26	71	14	4	1	20	1	1	2	15	33	9	3	.397	.338	0
Minor League Totals		.274	256	850	109	233	44	8	2	62	2	5	17	92	156	26	9	.352	.355	4

PHILLIP ALBERTO ORTIZ

RHP

Born: Ponce, Puerto Rico, March 6, 1995; **Home:** Ponce, Puerto Rico

Bats: Right; **Throws:** Right; **Height:** 5-11; **Weight:** 199

Obtained: Signed as a non-drafted free agent, June 15, 2013

Signed by Ruben Escalera.

Year	Club	W	L	ERA	G	GS	CG	SHO	SV	IP	H	R	ER	HR	HB	BB	IBB	SO	WP	BK
2013	DSL A's (R)	0	2	1.69	9	0	0	0	1	10.2	7	4	2	0	1	9	0	7	2	0
2014	DSL A's (R)	0	0	7.50	5	0	0	0	0	6.0	7	5	5	0	0	5	0	9	2	0
	AZL A's (R)	0	0	7.30	9	0	0	0	0	12.1	11	10	10	0	4	10	0	16	0	2
2015	AZL A's (R)	0	0	2.00	10	0	0	0	0	9.0	5	3	2	1	3	9	0	10	1	2
Minor League Totals		0	2	5.21	33	0	0	0	1	38.0	30	22	19	1	8	33	0	42	5	4

TYLER LUCAS PAINTON

LHP

Born: Clovis, California, February 20, 1992; **Home:** Bakersfield, California

Bats: Left; **Throws:** Left; **Height:** 6-4; **Weight:** 207

Obtained: Signed as a non-drafted free agent, July 1, 2014

Graduated from Centennial HS (CA) and Oregon State University...originally drafted by Toronto in the 13th round of the 2010 draft but did not sign.

Year	Club	W	L	ERA	G	GS	CG	SHO	SV	IP	H	R	ER	HR	HB	BB	IBB	SO	WP	BK
2014	AZL A's (R)	0	0	15.75	4	0	0	0	0	4.0	3	7	7	0	4	9	0	1	2	0
2015	Vermont (A)	2	1	5.06	16	0	0	0	2	32.0	28	19	18	3	3	6	0	20	4	0
Minor League Totals		2	1	6.25	20	0	0	0	2	36.0	31	26	25	3	7	15	0	21	6	0

STEVEN ANDREW PALLARES

OF

Born: Fountain Valley, California, April 26, 1993; **Home:** Corona, California

Bats: Right; **Throws:** Right; **Height:** 6-0; **Weight:** 180

Obtained: Selected in the 10th round of the 2015 First-Year Player Draft

Graduated from Santiago HS (CA)...played collegiately at San Diego State...signed by Trevor Ryan.

Year	Club	AVG.	G	AB	R	H	2B	3B	HR	RBI	SH	SF	HP	BB	SO	SB	CS	SLG	OBP	E
2015	Vermont (A)	.246	67	240	38	59	7	2	2	18	0	5	7	40	39	6	2	.317	.363	5
Minor League Totals		.246	67	240	38	59	7	2	2	18	0	5	7	40	39	6	2	.317	.363	5

ANDY MIGUEL PAZ (GARRIGA)

C

Born: La Habana, Cuba, January 5, 1993; **Home:** L'Union, France

Bats: Right; **Throws:** Right; **Height:** 5-11; **Weight:** 201

Obtained: Signed as a non-drafted free agent, January 20, 2011

Signed by Tom Gillespie.

Year	Club	AVG.	G	AB	R	H	2B	3B	HR	RBI	SH	SF	HP	BB	SO	SB	CS	SLG	OBP	E
2011	DSL A's (R)	.315	24	73	8	23	3	0	0	7	0	0	4	14	10	3	3	.356	.451	7
2012	DSL A's (R)	.317	26	82	11	26	4	2	0	7	2	0	0	14	13	1	2	.415	.417	2
2013	AZL A's (R)	.228	33	92	7	21	4	0	2	11	0	0	0	10	18	0	1	.337	.304	1
2014	AZL A's (R)	.159	14	44	3	7	2	0	1	4	0	1	0	4	8	0	0	.273	.224	1
	Vermont (A)	.120	14	50	7	6	1	1	0	6	0	1	0	3	11	0	0	.180	.167	3
	Beloit (A)	.158	18	57	4	9	2	0	0	7	3	1	0	10	18	1	0	.193	.279	1
2015	AZL A's (R)	.261	7	23	1	6	0	0	0	3	0	0	0	5	6	1	0	.261	.393	0
	Beloit (A)	.200	9	30	3	6	1	0	0	1	0	0	0	3	11	0	0	.233	.273	0
Minor League Totals		.231	145	451	44	104	17	3	3	46	5	3	4	63	95	6	6	.302	.328	14

Born: Simi Valley, California, Aug. 6, 1990; **Home:** Simi Valley, California

Bats: Right; **Throws:** Right; **Height:** 6-0; **Weight:** 172

Obtained: Selected in the 16th round of the 2011 First-Year Player Draft

Graduated from Royal HS (CA)...attended UNLV...signed by Rick Magnante...was named a New York-Penn League Mid-Season All-Star in 2011...tied for second among A's farmhands in saves...finished 2013 tied for second among A's farmhands in wins and 10th in ERA...was named California League Pitcher of the Week for the week ending August 11.

Year	Club	W	L	ERA	G	GS	CG	SHO	SV	IP	H	R	ER	HR	HB	BB	IBB	SO	WP	BK
2011	Vermont (A)	1	1	1.35	21	0	0	0	11	26.2	12	4	4	1	2	8	2	33	3	0
2012	Burlington (A)	2	6	3.16	14	12	0	0	0	68.1	58	30	24	8	1	18	0	66	0	0
	Vermont (A)	0	0	6.00	2	0	0	0	0	3.0	2	2	2	0	0	2	0	7	0	0
2013	Stockton (A)	12	8	4.07	28	28	0	0	0	165.2	167	86	75	24	0	27	0	159	6	0
2014	AZL A's (R)	0	2	8.44	7	7	0	0	0	10.2	18	11	10	0	2	3	0	10	1	0
	Midland (AA)	0	3	3.63	3	3	0	0	0	17.1	18	9	7	2	0	5	0	7	1	0
2015	AZL A's (R)	1	1	3.00	5	2	0	0	0	9.0	9	3	3	0	0	1	0	9	2	0
	Midland (AA)	0	2	11.74	2	2	0	0	0	7.2	16	10	10	0	1	5	0	6	0	0
	Nashville (AAA)	0	0	4.91	2	0	0	0	0	3.2	6	3	2	0	1	2	0	5	0	0
Minor League Totals		16	23	.396	84	54	0	0	11	311.2	306	158	137	35	7	71	2	302	13	0

SANDBER PIMENTEL (FRANCISCO)

IF

Born: Santo Domingo, Dominican Republic, September 12, 1994; **Home:** Santo Domingo, Dominican Republic

Bats: Left; **Throws:** Left; **Height:** 6-3; **Weight:** 251

Obtained: Signed as a non-drafted free agent, November 1, 2011

Signed by Raymond Abreu...was named to the 2015 Midwest League Midseason All-Star Team.

Year	Club	AVG.	G	AB	R	H	2B	3B	HR	RBI	SH	SF	HP	BB	SO	SB	CS	SLG	OBP	E
2012	DSL A's (R)	.261	37	115	14	30	2	1	1	17	2	0	6	28	30	0	6	.322	.430	2
2013	DSL A's (R)	.255	32	102	15	26	5	3	2	14	0	1	1	15	22	1	5	.422	.353	3
2014	DSL A's (R)	.311	61	190	25	59	11	4	3	25	0	3	12	31	32	2	2	.458	.432	11
2015	Beloit (A)	.243	117	411	50	100	17	0	13	41	0	2	8	50	104	1	2	.380	.335	11
Minor League Totals		.263	247	818	104	215	35	8	19	97	2	6	27	124	188	4	15	.395	.375	27

TIMOTHY BENJAMIN PROUDFOOT

IF

Goes by "Tim"

Born: Seattle, Washington, March 23, 1993; **Home:** North Bend, Washington

Bats: Right; **Throws:** Right; **Height:** 5-9; **Weight:** 181

Obtained: Selected in the 35th round of the 2015 First-Year Player Draft

Graduated from Mount Si HS (WA)...played collegiately at Texas Tech...signed by Armann Brown.

Year	Club	AVG.	G	AB	R	H	2B	3B	HR	RBI	SH	SF	HP	BB	SO	SB	CS	SLG	OBP	E
2015	AZL A's (R)	.250	2	8	1	2	1	0	0	2	0	0	0	3	0	0	0	.375	.250	0
	Beloit (A)	.208	49	154	19	32	4	0	1	16	2	1	3	12	34	0	1	.253	.276	7
Minor League Totals		.210	51	162	20	34	5	0	1	18	2	1	3	12	37	0	1	.259	.275	7

ARGENIS ADOLFO RAGA

C

Born: Maracay, Venezuela, July 22, 1994; **Home:** Los Teques, Miranda, Venezuela

Bats: Right; **Throws:** Right; **Height:** 5-11; **Weight:** 207

Obtained: Signed as a non-drafted free agent, July 22, 2010

Signed by Julio Franco and Oswaldo Troconis.

Year	Club	AVG.	G	AB	R	H	2B	3B	HR	RBI	SH	SF	HP	BB	SO	SB	CS	SLG	OBP	E
2011	DSL A's (R)	.200	47	155	13	31	4	0	0	14	3	2	2	10	15	4	3	.226	.254	8
2012	DSL A's (R)	.265	61	234	33	62	13	1	2	12	3	1	6	18	23	5	4	.355	.332	16
2013	AZL A's (R)	.189	24	74	11	14	2	0	1	3	2	0	1	5	22	0	0	.257	.250	8
2014	AZL A's (R)	.338	26	71	10	24	6	2	0	11	0	1	2	6	11	0	1	.479	.400	3
2015	Vermont (A)	.235	5	17	1	4	0	0	1	4	0	0	1	2	1	0	1	.412	.350	5
	Beloit (A)	.278	66	227	26	63	16	1	2	34	1	3	2	16	41	0	1	.383	.327	7
Minor League Totals		.254	229	778	94	198	41	4	6	78	9	7	14	57	113	9	10	.341	.314	47

Organizational Players, continued

JOHN SAMUEL ROBERTS

RHP

Goes by "Sam"

Born: Prince George, Virginia, February 23, 1989; **Home:** Prince George, Virginia

Bats: Left; **Throws:** Right; **Height:** 6-1; **Weight:** 198

Obtained: Selected in the 26th round of the 2011 First-Year Player Draft

Graduated from Prince George HS (VA)...graduated from the Virginia Military Institute...signed by Neil Avent...became a pitcher full-time in 2015.

Year	Club	AVG.	G	AB	R	H	2B	3B	HR	RBI	SH	SF	HP	BB	SO	SB	CS	SLG	OBP	E
2011	Vermont (A)	.232	32	82	12	19	1	0	1	7	0	1	0	18	20	1	2	.280	.366	0
2012	Burlington (A)	.225	11	40	3	9	2	1	0	3	0	0	0	5	10	0	0	.325	.311	2
	Vermont (A)	.224	17	49	7	11	1	1	0	2	1	0	0	17	11	0	1	.286	.424	3
2013	Beloit (A)	.204	65	206	24	42	9	3	2	15	1	0	0	29	61	2	7	.306	.302	9
2014	Beloit (A)	.244	43	127	7	31	5	0	1	34	3	1	2	10	37	1	1	.307	.307	3
Minor League Totals		.215	125	377	46	81	13	5	3	27	2	1	0	69	102	3	10	.300	.336	14

Year	Club	W	L	ERA	G	GS	CG	SHO	SV	IP	H	R	ER	HR	HB	BB	IBB	SO	WP	BK
2012	Vermont (A)	0	1	0.00	1	0	0	0	0	1.0	1	2	0	1	0	0	0	1	0	0
2013	Beloit (A)	0	0	4.50	2	0	0	0	0	2.0	3	1	1	0	0	1	0	1	0	0
2014	Beloit (A)	0	4	2.50	26	0	0	0	0	39.2	37	19	11	1	2	19	2	24	2	0
2015	Stockton (A)	5	2	3.65	43	0	0	0	1	69.0	65	33	28	5	3	31	2	47	6	0
Minor League Totals		5	7	3.22	72	0	0	0	1	111.2	106	55	40	7	5	51	4	73	8	0

JEAN CARLO RODRIGUEZ (DIAZ)

IF

Goes by "Jean Carlo"

Born: Las Tablas, Panama, January 12, 1996; **Home:** Las Tablas, Panama

Bats: Right; **Throws:** Right; **Height:** 5-11; **Weight:** 177

Obtained: Signed as a non-drafted free agent, February 21, 2013

Signed by Juan Mosquera.

Year	Club	AVG.	G	AB	R	H	2B	3B	HR	RBI	SH	SF	HP	BB	SO	SB	CS	SLG	OBP	E
2013	DSL A's (R)	.302	64	222	33	67	12	1	1	20	5	1	7	19	20	12	5	.378	.373	17
2014	AZL A's (R)	.184	36	98	14	18	2	1	0	8	0	1	2	14	13	3	1	.224	.296	1
2015	AZL A's (R)	.214	26	56	10	12	2	1	0	8	0	0	9	19	14	2	1	.286	.476	4
Minor League Totals		.258	127	376	57	97	16	3	1	36	5	2	18	52	47	17	7	.324	.373	22

VIOSERGY ROSA

IF

Born: Bronx, New York, June 16, 1990; **Home:** Bronx, New York

Bats: Left; **Throws:** Left; **Height:** 6-3; **Weight:** 190

Obtained: Acquired in the AAA Phase of the 2015 Rule 5 Draft from Miami

Graduated from George Washington HS (NY), where he was cut from his high school team three times before playing one year of high school baseball...played collegiately at Odessa College (TX)...drafted in the 29th round of the 2010 draft by Miami and signed by Marlins scout Ryan Wardinsky...named a 2013 South Atlantic League Midseason All-Star and a 2014 Florida State League Postseason All-Star.

Year	Club	AVG.	G	AB	R	H	2B	3B	HR	RBI	SH	SF	HP	BB	SO	SB	CS	SLG	OBP	E
2010	GCL Marlins (R)	.202	32	89	15	18	7	0	1	12	0	0	3	15	26	0	1	.315	.336	4
2011	Jamestown (A)	.210	41	143	16	30	9	1	1	18	0	2	3	7	54	0	0	.308	.258	7
2012	Jamestown (A)	.279	61	197	22	55	12	0	3	25	0	3	1	46	45	0	0	.386	.413	8
2013	Greensboro (A)	.252	133	465	68	117	22	1	23	69	0	2	8	74	119	3	1	.452	.362	14
2014	Jupiter (A)	.291	116	446	52	130	25	1	13	78	0	5	5	42	98	0	0	.439	.355	12
	Jacksonville (AA)	.292	20	72	15	21	4	1	2	17	0	1	2	14	13	0	0	.458	.416	1
2015	Jacksonville (AA)	.217	122	387	53	84	17	0	10	59	0	3	3	77	93	0	0	.339	.349	12
Minor League Totals		.253	525	1799	241	455	96	4	53	278	0	16	25	275	448	3	2	.399	.357	58

ARMANDO JOSE RUIZ

RHP

Born: Miami, Florida, July 19, 1993; **Home:** Miami, Florida

Bats: Right; **Throws:** Right; **Height:** 5-9; **Weight:** 188

Obtained: Selected in the 29th round of the 2015 First-Year Player Draft

Played collegiately at Alabama State...signed by Kelcey Mucker.

Year	Club	W	L	ERA	G	GS	CG	SHO	SV	IP	H	R	ER	HR	HB	BB	IBB	SO	WP	BK
2015	AZL A's (R)	1	0	4.32	13	0	0	0	0	16.2	14	11	8	0	2	10	1	24	4	0
Minor League Totals		1	0	4.32	13	0	0	0	0	16.2	14	11	8	0	2	10	1	24	4	0

ERNEST JACOB SANCHEZ

RHP

Goes by "Jake"

Born: Brawley, California, August 19, 1989; **Home:** Brawley, California

Bats: Right; **Throws:** Right; **Height:** 6-0; **Weight:** 214

Obtained: Acquired from Chicago (AL) for Michael Taylor on June 14, 2014

Graduated from Brawley Union HS (CA)...played collegiately at Imperial Valley College (CA) and Iowa Wesleyan College...played for Joliet of the independent Frontier League in 2012 and part of 2013 before signing as a non-drafted free agent with Chicago (AL) on June 8, 2013...in 2015, finished second among A's farmhands with 11 wins...was tied for third in strikeouts (106) and innings pitched (151.0).

Year	Club	W	L	ERA	G	GS	CG	SHO	SV	IP	H	R	ER	HR	HB	BB	IBB	SO	WP	BK
2013	Great Falls (R)	6	3	2.87	14	14	0	0	0	81.2	71	35	26	7	4	14	0	76	2	0
2014	Kannapolis (A)	5	4	2.80	15	9	1	0	3	61.0	56	26	19	6	5	14	0	66	1	0
	Stockton (A)	8	2	3.42	12	12	0	0	0	71.0	71	32	27	7	2	17	0	72	4	1
2015	Midland (AA)	10	8	4.50	25	25	1	0	0	142.0	172	87	71	12	4	41	0	100	3	1
	Nashville (AAA)	1	1	8.00	2	2	0	0	0	9.0	13	8	8	0	1	4	0	6	0	0
Minor League Totals		30	18	3.73	68	62	2	0	3	364.2	383	188	151	32	16	90	0	320	10	2

JORDAN MANGOLD SCHWARTZ

RHP

Born: Hornell, New York, February 28, 1992; **Home:** Arkport, New York

Bats: Right; **Throws:** Right; **Height:** 6-1; **Weight:** 228

Obtained: Selected in the fourth round of the 2014 First-Year Player Draft

Graduated from Hornell HS (NY)...played collegiately at Niagara University...in 2014, led the Metro Atlantic Athletic Conference in strikeouts with 109...is the second-highest drafted player in Niagara history...signed by Matt Higginson.

Year	Club	W	L	ERA	G	GS	CG	SHO	SV	IP	H	R	ER	HR	HB	BB	IBB	SO	WP	BK
2014	AZL A's (R)	0	0	4.50	1	1	0	0	0	2.0	3	1	1	0	0	0	0	4	1	0
	Vermont (A)	1	1	4.82	11	0	0	0	0	18.2	21	14	10	0	4	13	0	14	2	1
2015	AZL A's (R)	0	1	3.29	8	7	0	0	0	13.2	9	5	5	0	5	9	0	13	7	0
	Vermont (A)	0	2	16.88	2	2	0	0	0	5.1	12	12	10	0	0	6	0	1	4	0
	Beloit (A)	0	4	9.08	10	8	0	0	0	36.2	56	43	37	2	1	27	0	35	10	1
Minor League Totals		1	8	7.46	32	18	0	0	0	76.0	101	75	63	2	10	55	0	67	24	2

JOEL PATRICK SEDDON

RHP

Born: Port Huron, Michigan, July 13, 1992; **Home:** Lexington, South Carolina

Bats: Right; **Throws:** Right; **Height:** 6-0; **Weight:** 173

Obtained: Selected in the 11th round of the 2014 First-Year Player Draft

Graduated from St. Clair HS (MI)...played collegiately at the University of South Carolina, where he was a second-team All-SEC selection as a junior in 2014...previously drafted by Toronto in the 20th round of the 2011 draft but did not sign...signed by Neil Avent.

Year	Club	W	L	ERA	G	GS	CG	SHO	SV	IP	H	R	ER	HR	HB	BB	IBB	SO	WP	BK
2014	AZL A's (R)	0	0	4.50	1	0	0	0	0	2.0	1	1	1	0	0	2	0	4	1	0
	Beloit (A)	2	2	2.84	19	0	0	0	1	25.1	20	9	8	2	3	8	1	20	1	0
2015	Stockton (A)	8	8	3.59	34	14	0	0	0	105.1	103	49	42	11	3	17	0	82	8	1
Minor League Totals		10	10	3.46	54	14	0	0	1	132.2	124	59	51	13	6	27	1	106	10	1

BRETT ALLAN SIDDALL

OF

Born: Windsor, Ontario, Canada, October 3, 1994; **Home:** Windsor, Ontario, Canada

Bats: Left; **Throws:** Left; **Height:** 6-0; **Weight:** 207

Obtained: Selected in the 13th round of the 2015 First-Year Player Draft

Graduated from Holy Names HS (Canada)...played collegiately at Canisius College in Buffalo, NY...signed by Matt Higginson.

Year	Club	AVG.	G	AB	R	H	2B	3B	HR	RBI	SH	SF	HP	BB	SO	SB	CS	SLG	OBP	E
2015	AZL A's (R)	.342	19	73	12	25	5	3	2	13	0	1	1	10	9	3	0	.575	.424	1
	Vermont (A)	.264	43	159	17	42	11	1	4	29	0	2	6	9	32	1	1	.421	.324	1
Minor League Totals		.289	62	232	29	67	16	4	6	42	0	3	7	19	41	4	1	.470	.356	2

Organizational Players, continued

LEE KELVIN SOSA

RHP

Born: Bronx, New York, September 3, 1991; **Home:** Bronx, New York

Bats: Right; **Throws:** Right; **Height:** 6-1; **Weight:** 220

Obtained: Selected in the 26th round of the 2012 First-Year Player Draft

Attended Binghamton...signed by Ron Vaughn.

Year	Club	W	L	ERA	G	GS	CG	SHO	SV	IP	H	R	ER	HR	HB	BB	IBB	SO	WP	BK
2012	AZL A's (R)	1	2	4.74	18	0	0	0	0	24.2	15	14	13	0	2	22	0	29	8	0
2013	Vermont (A)	1	4	4.09	14	5	0	0	0	44.0	33	24	20	3	2	33	0	30	2	0
2014	Vermont (A)	3	2	2.39	13	1	0	0	0	26.1	21	7	7	1	1	8	0	21	5	0
	Beloit (A)	0	0	9.00	14	0	0	0	1	19.0	25	22	19	2	3	14	0	15	2	0
2015	Vermont (A)	1	0	2.00	4	0	0	0	0	9.0	7	3	2	0	1	5	0	5	0	0
	Beloit (A)	0	2	8.74	15	0	0	0	0	22.2	29	24	22	1	1	9	0	19	3	0
Minor League Totals		6	10	5.13	78	6	0	0	1	145.2	130	94	83	7	10	91	0	119	20	0

MICHAEL MARINO SOTO (LLUBERES)

IF

Born: San Jose de Ocoa, Dominican Republic, November 17, 1991; **Home:** San Jose de Ocoa, Dominican Republic

Bats: Right; **Throws:** Right; **Height:** 6-2; **Weight:** 229

Obtained: Signed as a non-drafted free agent, March 4, 2009

Signed by Angel Eusebio and Raymond Abreu.

Year	Club	AVG.	G	AB	R	H	2B	3B	HR	RBI	SH	SF	HP	BB	SO	SB	CS	SLG	OBP	E
2009	DSL A's (R)	.224	49	165	17	37	8	0	2	19	1	0	1	22	40	4	1	.309	.319	7
2010	DSL A's (R)	.238	64	210	25	50	8	1	5	36	0	6	3	35	63	2	4	.357	.346	9
2011	AZL A's (R)	.209	20	67	9	14	5	0	3	11	0	1	0	8	18	1	0	.418	.289	2
2012	AZL A's (R)	.282	32	103	18	29	9	2	4	23	0	2	0	7	25	1	0	.524	.321	4
2013	Vermont (A)	.206	55	194	17	40	14	1	3	15	0	1	2	12	54	2	3	.335	.258	10
2014	AZL A's (R)	.324	21	74	14	24	8	0	2	17	0	2	0	11	15	2	0	.514	.402	5
	Beloit (A)	.274	50	164	26	45	9	2	7	29	0	3	0	15	34	3	0	.482	.330	6
2015	Stockton (A)	.229	114	428	43	98	23	2	9	55	0	2	3	27	113	8	2	.355	.278	13
Minor League Totals		.240	405	1405	169	337	84	8	35	205	1	17	9	137	362	23	10	.386	.308	56

JOHN PAUL SPORTMAN

OF

Goes by "J.P"

Born: Schenectady, New York, January 26, 1992; **Home:** Schenectady, New York

Bats: Right; **Throws:** Right; **Height:** 5-10; **Weight:** 188

Obtained: Selected in the 27th round of the 2014 First-Year Player Draft

Graduated from LaSalle HS (NY)...played collegiately at Central Connecticut State University, the same college as former A's reliever Evan Scribner...signed by Ron Vaughn...in 2014, was named the New York-Penn League Player of the Week for the week ending Aug. 3.

Year	Club	AVG.	G	AB	R	H	2B	3B	HR	RBI	SH	SF	HP	BB	SO	SB	CS	SLG	OBP	E
2014	AZL A's (R)	.321	22	84	19	27	4	1	0	8	2	1	0	14	9	5	3	.393	.414	0
	Vermont (A)	.301	38	146	17	44	8	0	3	15	1	2	0	8	22	4	3	.418	.333	2
2015	AZL A's (R)	.333	7	24	5	8	0	0	0	2	0	0	0	3	2	3	0	.333	.407	1
	Stockton (A)	.292	38	154	21	45	7	3	3	25	0	2	1	10	38	7	1	.435	.335	4
Minor League Totals		.304	105	408	62	124	19	4	6	50	3	5	1	35	71	19	7	.414	.356	7

MATTHEW DAVID STALCUP

LHP

Goes by "Matt"

Born: Wellington, Kansas, July 6, 1990; **Home:** Wellington, Kansas

Bats: Left; **Throws:** Left; **Height:** 6-1; **Weight:** 195

Obtained: Selected in the ninth round of the 2013 First-Year Player Draft

Graduated from Wellington HS (KS)...attended Pittsburg State University after transferring from Allen County CC...signed by Yancy Ayres...recorded his first career complete game on Aug. 19, 2014, a three-hit shutout at Peoria.

Year	Club	W	L	ERA	G	GS	CG	SHO	SV	IP	H	R	ER	HR	HB	BB	IBB	SO	WP	BK
2013	Vermont (A)	2	4	2.83	11	4	0	0	0	28.2	22	12	9	0	0	15	1	19	1	0
2014	Beloit (A)	6	4	3.93	21	14	1	1	1	89.1	101	42	39	9	2	20	0	70	3	0
2015	Stockton (A)	3	6	3.24	27	13	0	0	0	89.0	73	37	32	6	3	31	0	77	7	0
Minor League Totals		11	14	3.48	59	31	1	1	1	206.2	196	91	80	15	5	66	1	166	11	0

CODY ALLEN STULL

LHP

Born: Fort Wayne, Indiana, March 23, 1992; **Home:** Matthews, North Carolina

Bats: Left; **Throws:** Left; **Height:** 6-1; **Weight:** 176

Obtained: Selected in the 29th round of the 2014 First-Year Player Draft

Graduated from Grace Academy (NC)...attended Belmont Abbey College...signed by Neil Avետ.

Year	Club	W	L	ERA	G	GS	CG	SHO	SV	IP	H	R	ER	HR	HB	BB	IBB	SO	WP	BK
2014	AZL A's (R)	1	0	1.47	14	1	0	0	2	18.1	12	5	3	0	1	8	0	27	3	0
2015	Beloit (A)	3	4	5.00	43	0	0	0	1	68.1	68	46	38	4	4	23	0	60	6	0
Minor League Totals		4	4	4.26	57	1	0	0	3	86.2	80	51	41	4	5	31	0	87	9	0

BRETT MAYNARD SUNDE

C

Born: Royal Oak, Michigan, August 24, 1994; **Home:** Royal Oak, Michigan

Bats: Right; **Throws:** Right; **Height:** 5-11; **Weight:** 202

Obtained: Selected in the 18th round of the 2015 First-Year Player Draft

Graduated from Bishop Foley HS (MI)...played collegiately at Western Michigan...signed by Rich Sparks...originally drafted by the A's in the 35th round of the 2012 draft but did not sign.

Year	Club	AVG.	G	AB	R	H	2B	3B	HR	RBI	SH	SF	HP	BB	SO	SB	CS	SLG	OBP	E
2015	AZL A's (R)	.196	18	51	2	10	4	0	0	0	0	0	2	2	12	0	0	.275	.255	3
Minor League Totals		.196	18	51	2	10	4	0	0	0	0	0	2	2	12	0	0	.275	.255	3

BEAU RITCHIE TAYLOR

C

Born: Rockledge, Florida, February 13, 1990; **Home:** Rockledge, Florida

Bats: Left; **Throws:** Right; **Height:** 5-11; **Weight:** 203

Obtained: Selected in the fifth round of the 2011 First-Year Player Draft

Graduated from Rockledge HS (FL)...attended the University of Central Florida, where he was a Louisville Slugger/Collegiate Baseball Freshman All-America selection...signed by Trevor Schaffer...in 2012, ranked fourth among A's farmhands in batting (.292) and sixth in on-base percentage (.372).

Year	Club	AVG.	G	AB	R	H	2B	3B	HR	RBI	SH	SF	HP	BB	SO	SB	CS	SLG	OBP	E
2011	Vermont (A)	.111	5	18	1	2	0	0	0	1	0	0	0	0	4	0	0	.111	.111	1
	Burlington (A)	.293	43	147	16	43	7	2	0	17	1	1	0	18	34	1	3	.367	.367	4
2012	Stockton (A)	.328	52	195	25	64	10	2	3	34	0	2	1	28	29	0	2	.446	.412	8
	Midland (AA)	.233	36	120	13	28	5	0	0	10	1	0	1	11	36	0	0	.275	.303	0
2013	Midland (AA)	.191	76	267	21	51	11	0	3	32	1	3	2	33	71	1	0	.266	.282	5
2014	Stockton (A)	.333	32	114	21	38	10	0	5	27	0	2	0	22	33	0	0	.553	.435	1
	Midland (AA)	.239	63	209	22	50	15	0	3	26	2	1	1	23	61	1	1	.354	.316	3
2015	Stockton (A)	.214	68	238	27	51	11	1	4	28	0	1	3	34	63	2	1	.319	.319	2
	Midland (AA)	.259	16	58	11	15	2	0	2	11	0	1	0	7	11	0	0	.397	.333	0
Minor League Totals		.250	391	1366	157	342	71	5	20	186	5	11	8	176	342	5	7	.354	.337	24

JAMES DAWSON TERRELL III

OF

Born: Walnut Creek, California, January 10, 1997; **Home:** Fairfield, California

Bats: Right; **Throws:** Right; **Height:** 5-11; **Weight:** 163

Obtained: Selected in the 11th round of the 2015 First-Year Player Draft

Graduated from St. Patrick-St. Vincent HS (CA)...signed by Jermaine Clark...had signed to play collegiately at Fresno State but began his professional career instead.

Year	Club	AVG.	G	AB	R	H	2B	3B	HR	RBI	SH	SF	HP	BB	SO	SB	CS	SLG	OBP	E
2015	AZL A's (R)	.153	21	72	11	11	1	1	0	5	0	1	1	14	30	2	3	.194	.295	1
Minor League Totals		.153	21	72	11	11	1	1	0	5	0	1	1	14	30	2	3	.194	.295	1

Organizational Players, continued

ANDREW WEBER TOMASOVICH

LHP

Born: Charlotte, North Carolina, September 24, 1993; **Home:** Tega Cay, South Carolina

Bats: Left; **Throws:** Left; **Height:** 6-3; **Weight:** 205

Obtained: Selected in the 21st round of the 2015 First-Year Player Draft

Graduated from Fort Mill HS (SC)...played collegiately at Charleston Southern...signed by Neil Avent.

Year	Club	W	L	ERA	G	GS	CG	SHO	SV	IP	H	R	ER	HR	HB	BB	IBB	SO	WP	BK
2015	AZL A's (R)	0	0	2.45	3	0	0	0	0	3.2	3	1	1	0	0	2	0	3	1	0
	Vermont (A)	0	0	2.21	12	0	0	0	1	20.1	14	6	5	1	1	7	0	17	1	0
Minor League Totals		0	0	2.25	15	0	0	0	1	24.0	17	7	6	1	1	9	0	20	2	0

LOUIS ALBERT TRIVINO

RHP

Goes by "Lou"

Born: Sellersville, Pennsylvania, October 1, 1991; **Home:** Green Lane, Pennsylvania

Bats: Right; **Throws:** Right; **Height:** 6-5; **Weight:** 240

Obtained: Selected in the 11th round of the 2013 First-Year Player Draft

Graduated from Upper Bucks Christian HS (PA)...attended Slippery Rock University...signed by Matt Higginson...posted a career 19-8 record with a 1.95 ERA in three seasons at Slippery Rock, including 14 complete games...in 2014, finished seventh among A's farmhands in innings pitched and eighth in strikeouts...in 2015, tied for third among A's farmhands with 10 wins.

Year	Club	W	L	ERA	G	GS	CG	SHO	SV	IP	H	R	ER	HR	HB	BB	IBB	SO	WP	BK
2013	Vermont (A)	3	4	3.12	14	10	0	0	0	60.2	53	31	21	2	8	20	0	47	2	0
2014	Beloit (A)	7	11	5.28	27	26	0	0	0	139.2	160	93	82	10	10	43	2	95	12	0
2015	Stockton (A)	10	5	3.91	32	9	0	0	0	89.2	70	45	39	5	1	44	1	78	11	2
Minor League Totals		20	20	4.41	73	45	0	0	0	289.2	283	169	142	17	19	107	3	220	25	2

JEFFREY ROBERT URLAUB

LHP

Born: Scottsdale, Arizona, April 24, 1987; **Home:** Scottsdale, Arizona

Bats: Left; **Throws:** Left; **Height:** 6-1; **Weight:** 185

Obtained: Selected in the 30th round of the 2010 First-Year Player Draft

Graduated from Horizon HS (AZ)...attended Arizona State University...attended Grand Canyon University...signed by Jeremy Schied...in 2011, was named a New York-Penn League Midseason All-Star...pitched for the Mesa Solar Sox of the Arizona Fall League after the 2013 season, where he went 1-0 with a 2.77 ERA in 13 innings.

Year	Club	W	L	ERA	G	GS	CG	SHO	SV	IP	H	R	ER	HR	HB	BB	IBB	SO	WP	BK
2010	AZL A's (R)	1	0	2.39	15	0	0	0	2	26.1	23	10	7	0	2	3	1	26	2	1
2011	Burlington (A)	1	2	3.93	14	0	0	0	0	18.1	18	12	8	3	0	6	0	23	1	0
	Vermont (A)	3	1	1.67	23	0	0	0	5	37.2	27	12	7	1	3	4	0	49	2	1
2012	Stockton (A)	2	2	3.86	21	0	0	0	0	30.1	21	13	13	3	0	8	2	31	0	0
	Burlington (A)	5	4	2.60	26	0	0	0	3	34.2	26	15	10	1	2	1	0	27	2	0
2013	Midland (AA)	2	2	3.86	40	0	0	0	1	46.2	49	20	20	2	2	13	2	40	3	0
2014	Midland (AA)	2	0	1.57	13	0	0	0	0	23.0	16	4	4	2	3	6	2	19	2	0
	Sacramento (AAA)	0	0	4.05	6	0	0	0	0	6.2	7	4	3	1	1	2	1	8	1	0
2015	AZL A's (R)	1	0	2.25	3	0	0	0	0	4.0	2	1	1	0	0	2	0	4	0	0
	Stockton (A)	0	0	7.36	2	0	0	0	0	3.2	4	3	3	0	0	1	0	4	0	0
	Midland (AA)	1	0	1.13	6	0	0	0	0	8.0	8	1	1	0	0	1	0	7	0	0
Minor League Totals		18	11	2.90	169	0	0	0	11	239.1	201	95	77	13	13	47	8	238	13	2

VICTOR MIGUEL VELIZ (MUJICA)

LHP

Born: Valencia, Venezuela, October, 6, 1993; **Home:** Valencia, Venezuela

Bats: Left; **Throws:** Left; **Height:** 5-11; **Weight:** 200

Obtained: Signed as a non-drafted free agent, February 5, 2011

Signed by Juan Villanueva.

Year	Club	W	L	ERA	G	GS	CG	SHO	SV	IP	H	R	ER	HR	HB	BB	IBB	SO	WP	BK
2011	DSL A's (R)	0	1	3.18	7	2	0	0	0	17.0	17	8	6	0	1	11	0	11	3	0
2012	DSL A's (R)	2	2	4.38	13	13	0	0	0	51.1	60	30	25	3	2	13	0	35	4	1
2013	DSL A's (R)	5	3	1.39	14	14	0	0	0	71.0	53	17	11	1	4	18	0	46	1	0
2014	AZL A's (R)	2	1	2.43	10	4	0	0	0	33.1	24	11	9	1	2	12	0	17	1	0
	Vermont (A)	0	2	6.00	4	2	0	0	0	15.0	15	12	10	3	1	6	0	7	0	0
2015	AZL A's (R)	2	0	3.00	4	0	0	0	0	12.0	10	4	4	0	0	3	0	12	0	0
	Vermont (A)	0	0	0.00	1	0	0	0	0	3.0	2	1	0	0	0	0	0	4	0	0
	Stockton (A)	0	0	6.75	7	0	0	0	0	10.2	16	15	8	3	0	3	0	13	0	0
	Nashville (AAA)	1	0	0.00	2	0	0	0	0	4.1	2	0	0	0	0	1	0	3	0	0
Minor League Totals		12	9	3.02	62	35	0	0	0	217.2	199	98	73	11	10	67	0	148	9	1

BRETT JAMES VERTIGAN

OF

Born: Long Beach, California, August 21, 1990; **Home:** Garden Grove, California

Bats: Left; **Throws:** Left; **Height:** 5-9; **Weight:** 168

Obtained: Selected in the 10th round of the 2012 First-Year Player Draft

Attended UC Santa Barbara...earned All-Big West honors in 2012 with a league-leading .381 batting average, nine triples and 17 stolen bases...signed by JT Stotts...his 21 stolen bases in 2013 were tied for fourth among A's farmhands...also tied for eighth in triples...in 2015, was in the Top 10 among A's farmhands in nearly all major offensive categories: first in runs (98) and stolen bases (30), second in hits (157), third in walks (68), fourth in on-base percentage (.365), tied for fourth in triples (7), and eighth in hitting (.288).

Year	Club	AVG.	G	AB	R	H	2B	3B	HR	RBI	SH	SF	HP	BB	SO	SB	CS	SLG	OBP	E
2012	Vermont (A)	.266	67	256	34	68	15	5	1	15	6	2	5	24	31	12	5	.375	.338	3
2013	Beloit (A)	.243	123	436	65	106	24	5	0	27	10	4	6	55	64	21	6	.321	.333	4
2014	Vermont (A)	.265	47	151	23	40	8	2	1	12	3	1	1	9	16	6	2	.364	.309	1
2015	Beloit (A)	.293	26	92	18	27	4	0	0	7	1	1	0	21	15	6	1	.337	.421	1
	Stockton (A)	.286	111	454	80	130	23	7	4	48	6	4	1	47	76	24	8	.394	.352	1
Minor League Totals		.267	374	1389	220	371	74	19	6	109	26	12	13	156	202	69	22	.361	.344	10

JOSEPH SAMUEL WAGMAN

RHP

Goes by "Joey"

Born: Walnut Creek, California, July 25, 1991; **Home:** San Ramon, California

Bats: Left; **Throws:** Right; **Height:** 5-11; **Weight:** 194

Obtained: Signed as a free agent to a minor league contract, July 30, 2014

Graduated from Monte Vista HS (CA)...attended Cal Poly-San Luis Obispo...originally drafted in the 17th round of the 2013 draft by Chicago (AL) but was released by the White Sox on April 9, 2014...in 2015, finished tied for fifth among minor leaguers with nine wins and eighth with a 4.44 ERA.

Year	Club	W	L	ERA	G	GS	CG	SHO	SV	IP	H	R	ER	HR	HB	BB	IBB	SO	WP	BK
2013	Great Falls (R)	1	0	3.57	16	0	0	0	2	22.2	23	9	9	0	2	7	0	28	2	0
2014	Beloit (A)	2	2	5.13	6	6	0	0	0	26.1	26	15	15	2	2	7	0	31	1	0
2015	Beloit (A)	8	4	3.91	24	15	0	0	1	89.2	94	46	39	5	2	17	0	75	8	1
	Stockton (A)	0	2	13.50	3	0	0	0	0	6.2	12	10	10	2	1	1	0	3	0	0
	Midland (AA)	1	0	1.80	1	1	0	0	0	5.0	3	1	1	0	0	2	0	3	0	0
Minor League Totals		12	8	4.43	50	22	0	0	3	150.1	158	81	74	9	7	34	0	140	11	1

ROBERT MARTIN WAHL

RHP

Goes by "Bobby"

Born: Alexandria, Virginia, March 21, 1992; **Home:** Springfield, Virginia

Bats: Right; **Throws:** Right; **Height:** 6-4; **Weight:** 233

Obtained: Selected in the fifth round of the 2013 First-Year Player Draft

Graduated from West Springfield HS (VA)...attended the University of Mississippi...signed by Kelcey Mucker...went 10-0 with a 2.03 ERA as a junior at Ole Miss in 2013.

Year	Club	W	L	ERA	G	GS	CG	SHO	SV	IP	H	R	ER	HR	HB	BB	IBB	SO	WP	BK
2013	AZL A's (R)	0	0	9.00	1	1	0	0	0	1.0	0	1	1	0	0	2	0	1	0	0
	Vermont (A)	0	0	3.92	9	4	0	0	2	20.2	20	10	9	3	0	6	0	27	3	0
2014	Beloit (A)	0	4	5.06	20	7	0	0	4	42.2	46	29	24	5	3	19	0	43	3	0
	Stockton (A)	0	0	4.22	9	0	0	0	0	10.2	8	7	5	2	0	6	0	19	1	0
2015	Midland (AA)	2	0	4.18	24	0	0	0	4	32.1	36	17	15	2	0	14	1	36	5	0
Minor League Totals		2	4	4.54	63	12	0	0	10	107.0	110	64	54	12	3	47	1	126	12	0

Organizational Players, continued

COREY JAMES WALTER

RHP

Born: Wheeling, West Virginia, August 11, 1992; **Home:** Wheeling, West Virginia

Bats: Right; **Throws:** Right; **Height:** 6-1; **Weight:** 210

Obtained: Selected in the 28th round of the 2014 First-Year Player Draft

Graduated from Wheeling Park HS (WV)...attended West Virginia University...signed by Neil Avent...in 2015, led Stockton pitches with a 1.42 ERA (min. 50 ip).

Year	Club	W	L	ERA	G	GS	CG	SHO	SV	IP	H	R	ER	HR	HB	BB	IBB	SO	WP	BK
2014	AZL A's (R)	0	0	0.00	4	0	0	0	0	6.2	2	2	0	0	0	3	0	7	2	0
	Vermont (A)	2	1	3.10	17	0	0	0	0	20.1	16	7	7	0	2	8	0	20	0	1
2015	Stockton (A)	1	2	1.42	45	0	0	0	8	57.0	40	16	9	1	1	15	1	46	1	0
Minor League Totals		3	3	1.71	66	0	0	0	0	84.0	58	25	16	1	3	26	1	73	3	1

JOHN WESLEY WHITAKER

OF

Goes by "Josh"

Born: Augusta, Georgia, February 8, 1989; **Home:** Evans, Georgia

Bats: Right; **Throws:** Right; **Height:** 6-3; **Weight:** 244

Obtained: Selected in the 25th round of the 2010 First-Year Player Draft

Graduated from Augusta Christian HS (GA)...attended Kennesaw State University...signed by Matt Ranson...was named a Midwest League Post-Season All-Star in 2011...was tied for first among all A's minor leaguers in doubles, ranked second in slugging, third in batting average, fourth in on-base percentage and total bases, tied for fourth in extra-base hits, tied for fifth in home runs and ninth in hits...in 2012, was third in slugging, fourth in home runs and tied for ninth in RBI...in 2013, tied for ninth in slugging percentage (.446) among A's minor leaguers...was named a Texas League Midseason All-Star in 2014...finished ninth among A's minor leaguers in slugging percentage in 2015.

Year	Club	AVG.	G	AB	R	H	2B	3B	HR	RBI	SH	SF	HP	BB	SO	SB	CS	SLG	OBP	E
2010	AZL A's (R)	.333	10	39	4	13	6	0	0	4	0	0	0	2	7	1	0	.487	.366	0
	Vancouver (A)	.232	43	142	19	33	5	0	4	22	3	3	1	16	40	6	2	.352	.309	1
2011	Burlington (A)	.326	113	396	67	129	34	3	17	68	0	1	7	44	107	10	2	.556	.402	13
2012	Stockton (A)	.259	99	386	62	100	16	3	20	61	1	3	6	33	122	11	5	.472	.325	5
2013	AZL A's (R)	.000	1	3	0	0	0	0	0	0	0	0	0	0	2	0	0	.000	.000	0
	Stockton (A)	.270	53	204	29	55	13	0	9	41	0	2	6	22	49	6	3	.466	.355	1
	Midland (AA)	.240	32	125	22	30	12	1	3	16	0	1	1	11	35	2	0	.424	.304	1
2014	Midland (AA)	.320	51	197	26	3	11	1	9	42	0	2	2	14	38	3	2	.523	.367	3
	Sacramento (AAA)	.238	22	84	9	20	5	0	3	12	1	2	0	6	26	1	0	.405	.283	2
2015	Midland (AA)	.256	89	355	58	91	26	1	12	58	2	1	2	27	85	7	3	.437	.312	4
Minor League Totals		.277	514	1931	296	534	128	9	77	324	7	15	25	175	511	47	17	.472	.342	30

MICHAEL JOHN WHITE III

IF

Goes by "Mikey"

Born: San Diego, California, September 3, 1993; **Home:** Birmingham, Alabama

Bats: Right; **Throws:** Right; **Height:** 5-11; **Weight:** 200

Obtained: Selected in the second round of the 2015 First-Year Player Draft

Graduated from Spain Park HS (AL), where he was named Mr. Baseball in the state of Alabama after his senior year (2012)...played collegiately at Alabama...started all 184 games played at shortstop during his three-year college career...signed by Kelcey Mucker...previously drafted by New York (NL) in the 343th round of the 2012 draft but did not sign.

Year	Club	AVG.	G	AB	R	H	2B	3B	HR	RBI	SH	SF	HP	BB	SO	SB	CS	SLG	OBP	E
2015	Vermont (A)	.315	29	111	18	35	10	0	2	16	0	2	4	14	29	0	2	.459	.405	5
	Beloit (A)	.200	35	130	16	26	5	0	1	12	0	0	5	10	30	0	1	.262	.283	7
Minor League Totals		.253	64	241	34	61	15	0	3	28	0	2	9	24	59	0	3	.353	.341	12

Born: Oshkosh, Wisconsin, October 8, 1992; **Home:** Oshkosh, Wisconsin

Bats: Right; **Throws:** Right; **Height:** 6-5; **Weight:** 206

Obtained: Selected in the 12th round of the 2014 First-Year Player Draft

Graduated from West HS (WI)...attended Western Illinois University...signed by Kevin Mello...was First Team All-Summit League in 2014.

Year	Club	W	L	ERA	G	GS	CG	SHO	SV	IP	H	R	ER	HR	HB	BB	IBB	SO	WP	BK
2014	AZL A's (R)	0	2	5.85	12	0	0	0	0	20.0	19	13	13	0	1	11	0	24	0	0
2015	AZL A's (R)	0	0	2.25	8	0	0	0	0	8.0	7	3	2	0	3	2	0	6	2	0
	Vermont (A)	0	1	20.25	2	0	0	0	0	2.2	4	7	6	0	1	4	0	2	5	0
Minor League Totals		0	3	6.16	22	0	0	0	0	30.2	30	23	21	0	5	17	0	32	7	0

JESUS GREGORIO ZAMBRANO (PEREZ)

Born: Valencia, Venezuela, August 23, 1996; **Home:** Valencia, Venezuela

Bats: Right; **Throws:** Right; **Height:** 5-10; **Weight:** 193

Obtained: Signed as a non-drafted free agent, August 24, 2012

Signed by Julio Franco and Juan Carlos Villanueva.

Year	Club	W	L	ERA	G	GS	CG	SHO	SV	IP	H	R	ER	HR	HB	BB	IBB	SO	WP	BK
2013	DSL A's (R)	2	6	4.40	14	14	1	0	0	61.1	62	34	30	4	4	12	0	48	9	1
2014	AZL A's (R)	6	3	4.33	14	12	0	0	0	70.2	66	41	34	3	5	18	0	63	8	0
2015	AZL A's (R)	1	4	5.52	13	4	0	0	1	44.0	66	30	27	0	1	9	0	31	4	3
	Nashville (AAA)	1	0	4.00	2	2	0	0	0	9.0	8	4	4	1	0	1	0	6	1	0
Minor League Totals		10	13	4.62	43	32	1	0	1	185.0	202	109	95	8	10	40	0	148	22	4

2015 RELIEF PITCHER EFFECTIVENESS

	Runners Inherited	Runners Scored	First Hitters	Save Situations
Abad	46	13	19 for 57 (4 bb, hbp)	0 for 3
Alvarez	12	7	8 for 21	0 for 1
Bassitt	2	1	0 for 3 (bb, hbp)	0 for 0
Brooks	1	1	1 for 2	0 for 0
Castro	2	1	2 for 5	0 for 0
Chavez	1	0	1 for 4	1 for 1
Clippard	11	3	4 for 32 (4 bb, hbp)	17 for 21
Cook	0	0	1 for 3 (bb)	0 for 0
Coulombe	4	1	1 for 8 (bb)	0 for 1
Davis	0	0	0 for 2	0 for 0
Doolittle	1	1	1 for 11 (bb)	4 for 5
Doubront	4	2	1 for 3	1 for 1
Dull	3	1	3 for 13	1 for 2
Leon	13	7	5 for 18 (sf)	0 for 0
Martin	0	0	1 for 1 (bb)	0 for 0
Mujica	25	7	12 for 36 (bb, sf)	1 for 4
O'Flaherty	11	3	7 for 24 (bb)	0 for 1
Otero	24	8	12 for 39 (bb, hbp)	0 for 1
Pomeranz	28	11	8 for 36 (5 bb, 2 hbp, sf)	3 for 6
Rodriguez	30	4	7 for 53 (3 bb)	0 for 2
Scribner	21	10	21 for 54	0 for 4
Smith	0	0	1 for 2	0 for 0
Venditte	18	7	7 for 24 (2 bb)	0 for 0
Zito	0	0	0 for 1	0 for 0

2015 DRAFT PICKS

Rd	Name	Pos	School	Hometown	B/T	Ht	Wt
1	Richie Martin, SS	Jr	Florida	Brandon, FL	R/R	6-0	186
2	Mikey White, SS	Jr.	Alabama	Birmingham, AL	R/R	6-1	195
3	Dakota Chalmers, RHP	HS	North Forsyth HS	Gainesville, GA	R/R	6-3	170
4	Skye Bolt, CF	Jr.	North Carolina	Woodstock, GA	S/R	6-3	190
5	Kevin Duchene, LHP	Jr.	Illinois	Plainfield, IL	L/L	6-2	205
6	Bowdien Derby, RHP	Jr.	San Diego State	Duarte, CA	L/R	5-11	190
7	Kyle Friedrichs, RHP	Sr.	Long Beach St.	San Clemente, CA	R/R	6-1	190
8	Nicholas Collins, C	Jr.	Georgetown	Carthage, NC	L/R	6-2	240
9	Jared Lyons, LHP	Sr.	Liberty.	Yorktown, VA	L/L	6-0	190
10	Steven Pallares, OF	Sr.	San Diego State	Corona, CA	R/R	6-2	180
11	James Terrell, OF	HS	St. Patrick-St. Vincent HS	Fairfield, CA	R/R	6-0	170
12	Chris Iriart, 1B	Jr.	Houston	Chino Hills, CA	R/R	6-2	230
13	Brett Siddall, OF	Jr.	Canisius	Windsor, Canada	L/L	6-1	210
14	Boomer Biegalski, RHP	So.	Florida State	Tallahassee, FL	R/T	6-2	165
15	Ryan Howell, 2B	Jr.	Nevada	Danville, CA	R/T	6-2	210
16	Dustin Hurlbutt, RHP	Jr.	Tabor	Coffeyville, KS	R/T	6-1	195
17	Brent Wheatley, RHP	Jr.	USC	Villa Park, CA	R/T	6-4	210
18	Brett Sunde, C	Jr.	Western Michigan	Royal Oak, MI	R/T	5-11	190
19	Seth Brown, OF	Sr.	Lewis-Clark State	Medford, OR	L/L	6-3	220
20	James Naile, RHP	Jr.	Alabama-Birmingham	Charleston, MO	R/R	6-4	185
21	Andrew Tomasovich, LHP	Jr.	Charleston Southern	Tega Cay, SC	L/L	6-3	215
22	Robert Bramlett, RHP	So.	Mississippi	Bartlett, TN	R/R	6-4	250
23	Eric Senior, OF	HS	York Mills Col. Inst.	Toronto, Canada	R/R	6-2	175
24	Robert Bowers, RHP	Sr.	Campbell	Lillington, NC	R/R	6-4	190
25	Evan Manarino, LHP	Sr.	UC Irvine	Mission Viejo, CA	L/L	6-1	195
26	Jordan Devencenzi, C	Sr.	Nevada	Tracy, CA	R/R	6-0	190
27	Xavier Altamirano, RHP	Jr.	Oral Roberts	Douglas, AZ	R/R	6-3	195
28	Marc-Antoine Berube, RHP	Sr.	Pittsburgh	Trois-Pistoles, Canada	R/R	6-2	188
29	Armando Ruiz, RHP	Sr.	Alabama St.	Miami, FL	R/R	5-9	185
30	Brendan Butler, RHP	Sr.	Dowling College	West Sayville, NY	L/R	6-3	220
31	John Gorman, RHP	Sr.	Boston College	Norwood, MA	R/R	6-1	230
32	Michael Murray, RHP	Jr.	Florida Gulf Coast U.	W. Palm Beach, FL	R/R	6-3	215
33	Michael Martin, CF	Sr.	Harvard	Buffalo Grove, IL	R/R	6-0	175
34	Shane Conlon, 1B	Sr.	Kansas State	Lawrence, KS	L/L	6-0	185
35	Tim Proudfoot, SS	Sr.	Texas Tech	North Bend, WA	R/R	5-10	190
36	Troy Rallings, RHP	Jr.	Washington	Carlsbad, CA	R/R	6-2	215
37	Andy Cox, LHP	Jr.	Tennessee	Arlington, TN	R/L	6-1	180
38	Chris Cullen, C	HS	West Forsyth HS	Cumming, GA	R/R	6-4	200
39	Gregory Fettes, C	Jr.	Kentucky	Madison Heights, MI	R/R	6-3	220
40	Nick Maton, SS	HS	Glenwood HS	Chatham, IL	L/R	6-2	165

Bold indicated players signed

ORGANIZATIONAL PLAYER AND PITCHER OF THE YEAR

1995 Steve Cox, Derek Manning
 1996 D.T. Cromer, Willie Adams
 1997 Ben Grieve, Brad Rigby
 1998 Eric Chavez, Jay Witasick
 1999 Adam Platt, Tim Hudson
 2000 Jose Ortiz, Barry Zito
 2001 Esteban German, Mario Ramos
 2002 Graham Koonce, Rich Harden
 2003 Graham Koonce, Rich Harden
 2004 Dan Johnson, Jairo Garcia
 2005 Andre Ethier, Dallas Braden

2006 Jeff Baisley, Jason Windsor
 2007 Daric Barton, Trevor Cahill
 2008 Chris Carter, Trevor Cahill
 2009 Chris Carter, Pedro Figueroa
 2010 Grant Green, Ian Krol
 2011 Michael Choice/Jermaine Mitchell, Graham Godfrey
 2012 Miles Head, A.J. Griffin/Dan Straily
 2013 Anthony Aliotti, Sonny Gray
 2014 Dan Robertson/Matt Olson, Seth Streich
 2015 Chad Pinder, Ryan Dull



MISCELLANEOUS



The A's opened their new Spring Training facility
at Hohokam Park in 2015.

O.CO COLISEUM



In addition to serving as the home for the Oakland Athletics and Oakland Raiders, the O.co Coliseum plays host to concerts, conventions and other large gatherings.

The A's have used the facility to their advantage over the years, posting a 806-571 (.585) home record over the last 17 seasons, which is the fourth best in the majors. In 2003, the A's set an Oakland record for home wins as they finished with a 57-24 (.704) record in the Coliseum, marking the most home wins in franchise history since 1931 when the Philadelphia Athletics went 60-15 at home. In addition, two of the A's World Championships have been clinched on the Coliseum's turf. The Coliseum's sight lines, fine weather and sizable staging areas have all contributed to its popularity among performers, promoters and the Bay Area public.

The facility is conveniently located adjacent to I-880 with two exits (Hegenberger Road/66th Avenue) leading directly to the complex. Along with the Oracle Arena, which is located adjacently, it is the only major entertainment facility with a dedicated stop on the Bay Area Rapid Transit (BART) system. The Oakland International Airport is less than a two-mile drive from the Coliseum with shuttle service to several local hotels and restaurants.

In October of 1995, the Coliseum began a one-year, \$120 million renovation project that added 22,000 new seats, 90 luxury suites, two private clubs and two state-of-the-art scoreboards.

As part of the team's new 10-year lease arrangement prior to the 2015 season, an additional \$10 million in improvements was added, including the installation of new High Definition Video boards.

The first crowd filled the Oakland-Alameda County Coliseum on Sept. 8, 1966, when the AFL's Oakland Raiders played the Kansas City Chiefs. The adjacent arena celebrated its grand opening on Nov. 9, 1966, when the Oakland Seals met the San Diego Gulls in hockey. In the ensuing 49 years, the facility has hosted every conceivable event in the entertainment industry. Audiences numbering over 100 million have made the Coliseum and Arena the premier entertainment facilities in Northern California.

When the Miami Marlins opened a new ballpark in 2012, the Coliseum became the only stadium in the country that houses both a MLB and NFL team.

O.CO COLISEUM QUICK FACTS

Location: Adjacent to 880 freeway between Hegenberger Road and 66th Avenue
Seating Capacities: 35,067 (baseball); 56,063 (football); 70,000 (concerts)
Parking Capacity: 8500 slots
Ground Breaking: April 15, 1964
First Event: Oakland Raiders vs. Kansas City Chiefs, Sept. 8, 1966
First Baseball Game: Oakland A's vs. Baltimore Orioles, Apr. 17, 1968
Complex Area: 120 acres
Surface: Natural Grass
Elevation: 22' below sea level

STADIUM DIMENSIONS

Left Field Line: 330 feet	Right Field Line: 330 feet
Straight Away Left Field: 367 feet	Straight Away Right Field: 367 feet
Left Center Field: 362 feet	Right Center Field: 362 feet
Left Center Power Alley: 388 feet	Right Center Power Alley: 388 feet
Straight Away Center Field: 400 feet	
Height of Wall: 8 feet down the lines and to center field; 15 feet in the alleys	
Distance Between First and Third Base to Bullpen Mounds: 100 feet	
Distance Between First and Third Base to Middle of Dugouts: 75 feet	

COLISEUM ATTENDANCE RECORDS

YEARLY ATTENDANCE TOTALS

Year	Home Dates	Total Home Attendance	Home Average	Single Game High-Home	Road Dates	Total Road Attendance	Road Average
1968	78	837,466	10,737	47,233, Apr. 17 vs. Baltimore	68	960,210	14,121
1969	72	778,232	10,809	35,243, May 10 vs. New York	71	992,124	13,974
1970	77	778,355	10,109	48,758, June 6 vs. Detroit	73	971,568	13,309
1971	73	914,993	12,534	42,970, May 22 vs. Minnesota	70	1,222,741	17,468
1972	70	921,323	13,162	47,741, June 12 vs. Baltimore	71	1,115,553	15,712
1973	79	1,000,763	12,668	47,570, Sept. 10 vs. Kansas City	75	1,382,250	18,430
1974	76	845,693	11,128	47,570, July 8 vs. Cleveland	77	1,526,630	19,826
1975	77	1,075,518	13,968	46,378, Aug. 11 vs. Boston	72	1,436,383	19,950
1976	79	780,593	9,881	42,592, July 24 vs. Kansas City	74	1,392,109	18,812
1977	72	495,412	6,881	32,346, May 16 vs. New York	75	1,195,138	15,935
1978	72	526,999	7,319	36,463, June 5 vs. Boston	76	1,381,142	18,173
1979	77	306,763	3,984	19,538, July 6 vs. New York	80	1,393,196	17,415
1980	75	842,259	11,230	49,300, Aug. 25 vs. New York	78	1,572,926	20,166
1981	51	1,311,761	25,721	48,592, May 3 vs. New York	51	1,105,337	21,673
1982	78	1,735,489	22,250	48,348, Apr. 6 vs. California	78	1,709,054	21,911
1983	77	1,294,941	16,817	45,413, July 4 vs. Texas	76	1,557,202	20,490
1984	79	1,353,281	17,130	46,238, May 28 vs. Detroit	79	1,565,597	19,818
1985	77	1,334,599	17,332	46,770, July 4 vs. Toronto	80	1,666,480	20,831
1986	79	1,314,646	16,641	44,726, Apr. 8 vs. Minnesota	78	1,614,837	20,703
1987	80	1,678,921	20,987	46,120, Apr. 10 vs. California	81	1,930,731	23,836
1988	79	2,287,335	28,954	45,333, Apr. 4 vs. Seattle	80	2,251,515	28,144
1989	81	2,667,225	32,929	46,163, Apr. 3 vs. Seattle	80	2,283,228	28,540
1990	80	2,900,217	36,253	45,207, Apr. 9 vs. Minnesota	79	2,597,920	32,885
1991	81	2,713,493	33,500	44,595, June 9 vs. Boston	80	2,636,157	32,952
1992	81	2,494,160	30,792	44,078, Apr. 6 vs. Kansas City	81	2,438,292	30,102
1993	79	2,035,025	25,760	43,627, July 4 vs. New York	79	2,326,919	29,455
1994	56	1,242,692	22,191	44,501, Aug. 7 vs. Texas	58	1,799,360	31,023
1995	71	1,174,310	16,540	42,596, July 3 vs. Milwaukee	71	1,753,085	24,691
1996	80	1,148,380	14,355	36,129, July 5 vs. California	79	2,091,338	26,473
1997	79	1,264,218	16,003	50,792, Sept. 1 vs. San Francisco	80	2,362,054	29,526
1998	79	1,232,339	15,599	48,241, Aug. 1 vs. Cleveland	81	2,331,755	28,787
1999	81	1,434,610	17,711	51,263, July 17 vs. San Francisco	80	2,238,111	27,976
2000	81	1,728,886	21,344	54,268, July 8 vs. Arizona	80	2,466,594	30,832
2001	81	2,133,277	26,337	51,838, July 3 vs. Anaheim	80	2,266,814	28,335
2002	81	2,169,811	26,788	55,528, Sept. 4 vs. Kansas City	81	2,416,196	29,830
2003	81	2,216,596	27,365	55,601, July 5 vs. Anaheim	80	2,151,375	26,892
2004	81	2,201,516	27,179	55,989, June 26 vs. San Francisco	81	2,585,067	31,914
2005	81	2,109,118	26,038	47,385, August 13 vs. Minnesota	81	2,420,496	29,883
2006	81	1,976,625	24,403	35,077, nine times	80	2,575,336	32,192
2007	81	1,921,834	23,726	35,077, nine times	81	2,649,528	32,710
2008	81	1,665,256	20,559	44,735, March 26 vs. Boston*	79	2,365,526	29,943
2009	81	1,408,783	17,392	36,067, April 10 vs. Seattle	80	2,316,520	28,957
2010	81	1,418,391	17,511	35,067, twice	81	2,407,313	29,720
2011	80	1,476,791	18,460	36,067, four times	81	2,468,614	30,477
2012	81	1,679,013	20,729	44,227, March 28 vs. Seattle*	81	2,428,269	29,979
2013	81	1,809,302	22,337	36,067, five times	81	2,374,402	29,314
2014	80	2,003,628	25,045	36,067, 12 times	81	2,329,345	28,757
2015	81	1,768,175	21,829	36,067, four times	81	2,391,645	29,526
Totals	3719	72,409,045	19,470		3700	93,413,982	25,247
Yearly Average		1,508,521				1,946,124	

* Tokyo, Japan

O.CO COLISEUM GROUND RULES

Fly ball striking foul poles and/or screen above fence	Home Run
Ball sticking or going behind fence padding in right or left field	Two Bases
Ball going into bullpen bench and rebounding on to playing field	In Play
Ball remaining on or under bullpen bench	Two Bases
Ball hitting any portion of the fence or screen in back of home plate	In Play

Coliseum Attendance Records, continued

ALL-TIME OAKLAND ATTENDANCE RECORDS

Season	Total	5,498,137 (1990)
	Home	2,900,217 (1990)
	Road	2,649,528 (2007)
	Homestand	518,534 (July 12-26, 1990; 14 dates)
	Homestand Avg.	39,667 (Aug. 7-12, 2001; 238,000 in 6 dates)
	Road Trip	450,462 (June 14-27, 2002; 13 dates)
	Home vs. One Club	296,512 (Los Angeles, 2005; 10 dates)
	Road vs. One Club	443,347 (Texas, 2012; 10 dates)
	Home Sellouts	20 (1990)
	Consecutive Sellouts	5 (July 22-26, 1989; Baltimore 2 and California 3)
	Single Game	Home
Home, Regular Season		55,989 (San Francisco; June 26, 2004-N)
Road		62,038 (San Francisco; Oct. 27, 1989-N)
Road, Regular Season		61,696 (California; Aug. 11, 1989-N)
Day, Home		55,413 (San Francisco; June 22, 2003)
Day, Road		60,326 (California; Aug. 13, 1989)
Night, Home		55,989 (San Francisco; June 26, 2004-N)
Smallest, Home		653 (Seattle; Apr. 17, 1979-N)
Smallest, Road		1,201 (Baltimore; May 11, 1989-D)
Doubleheader		Home
	Road	53,565 (Detroit; July 25, 1971-D)
	Twi-Night, Home	47,768 (New York; June 13, 1980)
	Twi-Night, Road	51,017 (Minnesota; July 28, 1990)
Season Opener	Home	53,498 (Detroit; Apr. 3, 2000-N)
	Home, Secondary	47,233 (Baltimore; Apr. 17, 1968-N)
	Road	52,012 (Milwaukee; Apr. 5, 1994-D)
	Road, Secondary	56,717 (New York; Apr. 10, 1998-D)
Three Date Series	Home	158,152 (San Francisco; June 25-27, 2004)
	Road	175,058 (California; Aug. 11-13, 1989)
Four Date Series	Home	162,410 (New York; July 18-21, 1991)
	Road	201,607 (Toronto; July 9-12, 1992)

TOP REGULAR SEASON CROWDS IN OAKLAND

Attend.	Opponent	Date	Day	W-L
55,989	San Francisco	June 26, 2004	Saturday-N	W
55,601	Anaheim	July 5, 2003	Saturday-N	L
55,528	Kansas City	Sept. 4, 2002	Wednesday-N	W
55,413	San Francisco	June 22, 2003	Sunday-D	W
54,513	New York	Apr. 24, 2002	Wednesday-N	L
54,268	Arizona	July 8, 2000	Saturday-N	W
54,123	San Francisco	June 30, 2002	Sunday-D	W
53,974	San Francisco	June 27, 2004	Sunday-D	L
53,802	Kansas City	July 5, 2002	Friday-N	W
53,501	San Francisco	June 29, 2002	Saturday-D	L

LARGEST COLISEUM BASEBALL CROWDS

Attend.	Opponent	Date	Day	W-L
55,989	San Francisco	June 26, 2004	—	W
55,861	New York	Oct. 13, 2001	ALDS, Game 3	L
55,601	Anaheim	July 5, 2003	Fireworks	L
55,528	Kansas City	Sept. 4, 2002	AL Record 20th straight win	W
55,413	San Francisco	June 22, 2003	—	W
54,513	New York	Apr. 24, 2002	—	L
54,268	Arizona	July 8, 2000	Fireworks	W
54,123	San Francisco	June 30, 2002	—	W
53,974	San Francisco	June 27, 2004	—	L
53,802	Kansas City	July 5, 2002	Fireworks	W

TOP REGULAR SEASON CROWDS ON THE ROAD

Attend.	Opponent	Date	Day	W-L
61,696	California	Aug. 11, 1989	Friday-N	W
60,326	California	Aug. 13, 1989	Sunday-D	L
58,963	California	Apr. 24, 1982	Saturday-N	L
56,717	New York	Apr. 10, 1998	Friday-D	L
56,710	New York	Apr. 11, 1997	Friday-D	W
56,535	Seattle	Sept. 20, 1996	Friday-N	L
56,103	Seattle	Sept. 21, 1996	Saturday-N	L
55,927	Seattle	Sept. 28, 1997	Sunday-D	W
55,588	Seattle	Sept. 26, 1997	Friday-N	W
55,034	New York	May 30, 1987	Sunday-D	L

LARGEST CROWDS ON THE ROAD

Attend.	Opponent	Date	Day	W-L
62,038	San Francisco	Oct. 27, 1989	World Series, Game 3	W
62,032	San Francisco	Oct. 28, 1989	World Series, Game 4	W
61,696	California	Aug. 11, 1989	—	W
60,326	California	Aug. 13, 1989	—	L
58,963	California	Apr. 24, 1982	—	L
56,915	New York	Oct. 7, 2000	ALDS, Game 4	W
56,717	New York	Apr. 10, 1998	—	W
56,710	New York	Apr. 11, 1997	—	L
56,697	New York	Oct. 10, 2001	ALDS, Game 1	W
56,684	New York	Oct. 11, 2001	ALDS, Game 2	W

TOP REGULAR SEASON CROWDS VS. CLUBS

Club	Attendance	Date
Arizona	54,268	July 8, 2000
Atlanta	35,618	June 11, 2003
Baltimore	47,741	June 12, 1972
Boston	50,863	Aug. 8, 2001
Chicago	45,712	July 2, 2005
Chicago (NL)	35,067	July 3, 2013
Cincinnati	29,601	June 9, 2004
Cleveland	48,241	Aug. 1, 1998
Colorado	25,333	June 15, 1997
Detroit	53,498	Apr. 3, 2000
Florida	22,461	June 22, 2008
Houston	35,065	June 9, 2002
Kansas City	55,528	Sept. 4, 2002
Los Angeles	55,601	July 5, 2003
Los Angeles (NL)	35,163	July 14, 2001

Club	Attendance	Date
Milwaukee	45,398	Apr. 3, 1984
Minnesota	47,385	Aug. 13, 2005
New York	54,513	Apr. 24, 2002
New York (NL)	27,598	June 15, 2005
Philadelphia	35,067	Sept. 19, 2014
Pittsburgh	34,328	June 13, 2004
San Diego	40,374	July 2, 1998
San Francisco	55,989	June 26, 2004
Seattle	46,786	Apr. 17, 1981
St. Louis	35,077	June 17, 2007
Tampa Bay	48,089	August 28, 2004
Texas	45,606	Oct. 1, 2000
Toronto	46,770	July 4, 1985
Washington	36,067	May 10, 2014

TOP REGULAR SEASON CROWDS BY BALLPARK

Club	Ballpark	Att.	Date
Arizona	Chase Field	36,976	July 7, 2001
Atlanta	Turner Field	40,760	Aug. 16, 2014
Baltimore	Camden Yards	48,271	April 4, 2005
Boston	Fenway Park	38,294	July 6, 2009
Chicago	US Cellular Field	42,483	June 6, 1992
Chicago (NL)	Wrigley Field	40,145	June 20, 2004
Cincinnati	Great American	34,640	Aug. 6, 2013
Cleveland	Progressive Field	43,276	Aug. 24, 2000
Colorado	Coors Field	48,308	Aug. 30, 1997
Detroit	Comerica Park	42,477	June 30, 2014
Houston	Minute Maid Park	42,024	June 14, 2007
Kansas City	Kauffman Stadium	41,329	Sept. 21, 1980
Los Angeles	Angel Stadium	61,696	Aug. 11, 1989
Los Angeles (NL)	Dodger Stadium	51,788	July 29, 2015
Miami	Marlins Park	21,917	June 29, 2014

Club	Ballpark	Att.	Date
Milwaukee	Miller Park	25,912	June 5, 2013
Minnesota	Target Field	40,847	Sept. 18, 2010
New York	Yankee Stadium	47,343	Aug. 23, 2011
New York (NL)	Citi Field	38,813	June 22, 2011
Philadelphia	Citizens Bank	45,863	June 26, 2011
Pittsburgh	PNC Park	30,549	June 19, 2002
San Diego	Petco Park	39,874	June 28, 2006
San Francisco	AT&T Park	43,069	May 21, 2005
Seattle	Safeco Field	46,026	April 13, 2012
St. Louis	Busch Stadium	43,682	June 19, 2010
Tampa Bay	Tropicana Field	35,325	July 26, 1998
Texas	Rangers Ballpark	50,708	July 31, 2004
Toronto	Rogers Centre	50,529	Sept. 8, 1993
Washington	Nationals Park	—	—

COLISEUM RAINOUTS & SHORTENED GAMES

RAINOUTS AT O.CO COLISEUM

1972 Sept. 25 vs. Minnesota	1982 Apr. 10 vs. Seattle	1993 Apr. 23 vs. Cleveland	2014 Mar. 29 vs. San Fran.*
Sept. 26 vs. Minnesota	1983 Apr. 23 vs. Boston	May 27 vs. Minnesota	Apr. 1 vs. Cleveland
Oct. 17 vs. Cincinnati	Apr. 30 vs. Detroit	1996 May 15 vs. Baltimore	Apr. 4 vs. Seattle
1978 April 15 vs. California	Sept. 30 vs. Chicago	1997 Aug. 19 vs. Boston	
Apr. 24 vs. Minnesota	1988 May 6 vs. Cleveland	1998 Apr. 3 vs. New York	*indicates Spring Training
1979 Apr. 26 vs. New York	1990 May 27 vs. Cleveland	May 5 vs. Detroit	

SHORTENED GAMES IN OAKLAND

1968 vs. Detroit, May 24 (called after 7 innings tied at 2-2)
1971 vs. Kansas City, Apr. 9 (called after top of the 6th; A's won 5-0)
1999 vs. New York, Apr. 5 (called after 8 innings; A's won 5-3)
2002 vs. Seattle, Apr. 16 (called after top of the 7th; A's lost 6-2)
2005 vs. Texas, May 4 (called after top of the 9th; A's lost 16-7)
2012 vs. Kansas City, April 10 (called with two outs in top of 8th; A's lost 3-0)

O.CO COLISEUM BATTING PRACTICE SCHEDULE

	12:35 Game Time	1:05 Game Time	6:05 Game Time	7:05 Game Time
A's Hit	Until 11:00	Until 11:30	Until 4:30	Until 5:30
Visitors Hit	11:00 - 11:40	11:30 - 12:10	4:30-5:10	5:30 - 6:10
A's Infield	11:40 - 11:50	12:10 - 12:20	5:10-5:20	6:10 - 6:20
Visitors Infield	11:50 - 12:00	12:20 - 12:30	5:20-5:30	6:20 - 6:30

MEDIA INFORMATION AND POLICIES

WORKING PRESS CREDENTIALS: Credentials will be issued only to legitimate media. Season credentials will be issued to those news agencies that cover the Athletics on a daily basis. Requests for daily credentials must be submitted by the affiliation's editor, producer or director on Major League Baseball's online site <https://credentials.mlb.com> 72 hours in advance. All credentials are non-transferable. All members of the media must be on assignment. No freelance journalists will be credentialed. Please submit all credential requests to Debbie Gallas, media services manager.

PHOTO CREDENTIALS: Photo passes will be issued to photographers on assignment from legitimate news gathering organizations and representatives licensed by Major League Baseball. The Oakland A's will not issue credentials to freelance photographers. Priority in all photo areas will be granted to news organizations on deadline and those holding season credentials. All photographs taken are to be used for news-gathering purposes or officially licensed products. Any other use of photographs will be considered a violation of existing trademark and copyright restrictions.

ON-LINE CREDENTIALING POLICY: Media credentials for on-line media services will be granted only to those agencies licensed by Major League Baseball (MLBAM, News Digital Media and ESPN Internet Ventures) to provide "real-time" accounts and descriptions of A's home games; or to those on-line services that are part of a national newsgathering agency; reach a broad audience; produce original content; have an established record of producing original content; and employ full-time journalists. This policy is encouraged by Major League Baseball and allows the Oakland Athletics to maintain quality control in the press box and clubhouses.

ROVING CAMERAS: Television cameras are prohibited from roving in the stands at all times. For the comfort of fans, interviews are to be conducted on the concourse and not in the stands while the game is in progress.

PRESS WILL CALL: Starting three-and-a-half hours before game time, credentials may be picked up at Press Will Call located on the Plaza Level between the Stadium and the Arena. Prior to that, credentials may be picked at the Ticket Services Office located in the Coliseum across the plaza from the A's executive offices.

CLUBHOUSES: The Athletics clubhouse is located on the third base side and the visitors' is located on the first base side. Access can be obtained by taking the press elevator to FL-lockers or through the door on the right near the end of the hall after you enter through the North Press Gate. Only credentialed media with clubhouse access will be admitted. TV cameras and photographers are not allowed in the clubhouse prior to the game and only TV cameras are permitted in the clubhouse following the game (no still photographers). The A's clubhouse is open to the media three-and-a-half hours prior to the game and then will close when the A's take the field for batting practice. The clubhouse will open no earlier than five minutes or no later than 10 minutes following the game. At times, certain additional restrictions may be imposed. **Please do not lounge in the clubhouse at any time.** The break area, the trainer's room and the umpire's dressing room are off limits to the media. If a comment or interpretation from the umpire crew chief is needed, a pool reporter may be assigned.

FIELD ACCESS: Only credentialed media with field access will be allowed onto the field. All media must clear the field immediately following batting practice. Only newspaper and magazine photographers will be allowed on the field level during the game.

POST-GAME PROCEDURES: Manager Bob Melvin will be available to the media in the media interview room immediately after the conclusion of the game. Please ask any questions of the manager related to the game during this post-game session. Also, please be respectful of those members of the media who are on deadline when directing questions to the manager and players. **Once again, please do not lounge in the clubhouse or attempt to conduct full-length interviews after a game.**

LIVE TRANSMISSIONS: Non-rightsholders are permitted to transmit live reports from O.co Coliseum prior to and after every game. Live television shots by non-rightsholders are prohibited while the rightsholder is on the air and the game is in progress. Radio stations and assigned correspondents for out-of-town reports are allowed to give inning or half-inning updates. Reports must be confined to between-innings only, limited to 60 seconds in length, and limited to six per game. A violation of these Major League Baseball guidelines may result in the revocation of credentials.

CELLULAR PHONES: The use of cellular phones for radio interviews is prohibited on the field or in the clubhouse. All phone interviews must be arranged through the Athletics Public Relations Department.

FLIP CAMS: No flip cams are allowed in the A's clubhouse.

SCOUTS: Major League scouts are not allowed to scout from the press box during the game. However, scouts are welcomed in the press box prior to first pitch to pick up game information.

PRESS BOX: The press box and all broadcast positions are located on the loge level. Access is by the press elevator only. The first base side of the press box is reserved for print media while the third base side is reserved for electronic media. The press box is a working area. Cheering and loud conversation will not be permitted. The Oakland A's prohibit any person under the age of 18 from entering the press box on game days without prior approval from the A's public relations department. **Guests are not allowed in the press box without prior approval from the A's Public Relations Department.**

PRESS LOUNGE: The press lounge is located behind Section 117 (level one from the press elevator). It opens two hours prior to the game and closes at game time. The charge is \$12.00 and meal tickets are available for purchase in the lounge. Media members must be properly credentialed for admittance into the dining room.

PUBLIC RELATIONS OFFICE: The Oakland Athletics Public Relations Office is located within the team's executive offices on the east side of the Coliseum Arena. The offices are located directly across the plaza from the Ticket Services Office.

PRESS BOX SERVICES: Game notes, statistics, starting lineups and other pertinent news releases from both teams are available on the first base side of the press box for working press and scouts only. Post-game notes and the game's box score will be available shortly after the conclusion of the game. Information guides for all clubs are available upon request from a member of the A's public relations staff in the press box. All information is also available on-line at <http://pressbox.athletics.com>.

A'S MEDIA ALERTS: The A's Public Relations Department features a media-only Twitter account to provide as up-to-date information as possible. For clubhouse hours, interview times and various media alerts, please follow @AsMediaAlerts. Player transactions and other relevant game information will continue to be posted at @Athletics.

AUTOGRAPH POLICY: Credentialed members of the media are prohibited from requesting autographs or equipment on the playing field, in the dugout or in the clubhouses. Any violation of this policy will result in immediate revocation of the credential and bar future use.

TELEPHONES, WIFI SERVICE: Phone lines in the main press box may be ordered by calling Doug Tsang of AT&T at (510) 334-4175. Additionally, complimentary WiFi service is available in the press box.

TICKETS: All requests for media complimentary tickets must be made to Debbie Gallas at least 48 hours prior to game time. When available, tickets may be picked up at Press Will Call. There is a limit of two tickets per game.

OAKLAND ATHLETICS PUBLIC RELATIONS DEPARTMENT



Mike Selleck



Debbie Gallas



Adam Loberstein



Zak Basch

Public Relations Staff

Mike Selleck, Baseball Information Manager
Debbie Gallas, Media Services Manager
Adam Loberstein, Player and Media Relations Manager
Zak Basch, Media Relations Manager

Direct Phone

(510) 563-2233
563-2207
563-2248
563-2236

E-Mail Address

mselleck@athletics.com
dgallas@athletics.com
aheberstein@athletics.com
zbasch@athletics.com

7000 Coliseum Way • Oakland, CA 94621
(510) 638-4900 • FAX: (510) 568-3770
Virtual Press Box: pressbox.athletics.com
Website: athletics.com

ATHLETICS ON THE AIR

KEN KORACH

Radio Play-by-Play

The 2016 season marks Ken Korach's 25th year in the American League, his 21st season with the A's, and his 11th as the team's lead radio announcer.

In the long history of the A's in Oakland, only the legendary Bill King has spent more years doing radio play-by-play for the team.

In what he described as a labor of love, Korach authored his first book in 2013 about his former booth mate. Entitled "Holy Toledo – Lessons from Bill King: Renaissance Man of the Mic," he interviewed dozens of King's closest friends and professional peers in a 267-page book that was the No. 1 best selling baseball book on Amazon for more than a month and a best seller at many Bay Area bookstores.

Korach, who was named 2013 California Sportscaster of the Year by the National Sportscasters and Sportswriters Association, began his baseball career in 1981 when he worked the first of two seasons with the Redwood Pioneers of the California League. He also spent five full seasons broadcasting in the Pacific Coast League, in 1986-87 for Phoenix and 1989-1991 for Las Vegas.

Korach was hired by the Chicago White Sox in 1992 and he spent four years with the Sox, working mostly weekend games.

Korach began his broadcasting career at KTOB Radio in Petaluma in 1980, and he was hired as a sports anchor and voice of San Jose State football by KCBS Radio in San Francisco in 1985. He spent 22 seasons broadcasting college basketball and 14 seasons broadcasting college football for Sonoma State University, San Jose State and UNLV, where he spent 12 seasons as the voice of the Runnin' Rebels on radio and television.

Korach was inducted into the Nevada Broadcasters Hall of Fame in 2003, was the 2001 Nevada Sportscaster of the Year, and his 1986 KCBS broadcast of the San Jose State-Fresno State football game was voted the top play-by-play performance that year for California and Nevada by the Associated Press Radio and Television Association.

Korach's national work includes broadcasting selected major league games for ESPN Radio in 2009 and several bowl games, including the Peach, Las Vegas and Senior Bowls.

Korach's charitable work includes the establishment of Ken Korach's A's Winning for the Community, which raised over \$50,000 for the high school baseball programs in Oakland, including Ken's personal donation of \$15,000. Korach was honored with a proclamation by the Oakland School Board in 2009, and he currently serves on the advisory board for the Oakland Tech High School Field of Dreams.

Ken is a graduate of UC Santa Barbara and lives in Henderson, Nev. in the off-season with his daughter, Emilee, and wife Denise.



VINCE COTRONEO

Radio Play-by-Play

Vince Cotroneo begins his 11th season in the A's radio booth, where he again will work with broadcast partners Ken Korach and Ray Fosse in continuing the team's tradition of broadcasting excellence.

Prior to joining the A's, Cotroneo spent six seasons (1998-2003) as an announcer on the Texas Rangers broadcasts, where he partnered with Eric Nadel on the Rangers Radio Network. He also worked a handful of games on the television side during the 2002 season. Cotroneo joined the Rangers broadcast team in 1998 after spending seven seasons (1990-96) with the Houston Astros.

A 27-year broadcasting veteran, Cotroneo began his career with the Single-A Lynchburg Mets in 1984. He spent the next three seasons with the Double-A El Paso Diablos in the Milwaukee system before moving onto the Triple-A Iowa Cubs for the 1988 season. In his only season with Iowa, he was selected as the National Association's Minor League Announcer of the Year. Cotroneo joined the Astros organization the following season and was the radio voice of the Tucson Toros for two seasons (1989-90) before landing his first Major League job with the Astros in 1991.

A 1983 graduate of the University of Central Florida, Cotroneo and his wife, Veronica, have three children, Dominic, Olivia and Sophia.



RAY FOSSE

Radio and Television Analyst

Ray Fosse, former two-time major league all-star catcher and Emmy Award-winning broadcaster, celebrates his 31st consecutive season on radio and his 28th season in the television booth as the A's game analyst.

Fosse, a 12-year major league veteran, played for the Cleveland Indians, Oakland A's, Seattle Mariners and Milwaukee Brewers, compiling a .256 batting average with 61 home runs. A native of Marion, Ill., Fosse attended Southern Illinois University, and was Cleveland's No. 1 draft pick in 1965. He made his major league debut with the Tribe in 1967 and spent the next six seasons in Cleveland. Fosse enjoyed his most productive season in 1970 when he batted .307 with a career-high 18 home runs and 61 RBI. He was named the American League All-Star catcher, received the Rawlings Gold Glove as the best defensive catcher in the American League, and was voted Co-Man of the Year with Sam McDowell that season.

In 1971, Fosse was named starting catcher for the American League All-Star Team and received his second Rawlings Gold Glove. He was traded to the Oakland A's in 1973, and played for the 1973 and 1974 World Champions in Oakland. In 2002, Fosse was voted one of the 100 greatest players in Cleveland Indians' history.

Ray and his wife, Carol, were married April 4, 1970, and have two married daughters, two grandsons and one granddaughter. Ray and Carol reside in California and Arizona, where they are active in several charitable organizations.



GLEN KUIPER

Television Play-by-Play

Glen Kuiper begins his 13th season in the A's television booth as the club's lead play-by-play voice.

Kuiper has covered the Bay Area baseball scene for Comcast SportsNet since 1992, serving as pre-game host and fill-in play-by-play announcer for both A's and Giants telecasts. He has also worked on Comcast SportsNet's Golden State Warrior and San Jose Sharks telecasts, along with numerous collegiate assignments. He has also handled sideline reporting duties for select National Football League games on Fox. Kuiper has won seven Northern California Emmy Awards for his coverage of Bay Area sports teams.

Glen is the youngest brother in a talented broadcasting family. His oldest brother, Duane, is a long-time member of the San Francisco Giants announcing team while older brother, Jeff, produces the Giants Comcast SportsNet Bay Area telecasts.

Kuiper graduated from San Francisco State University with a bachelor's degree in broadcasting. He also attended the University of New Orleans and spent three years in the minor leagues. A native of Racine, Wis., Kuiper resides in Danville, Calif. with his wife, Amanda and two children, Jack and Annette.



MARK MULDER

Television Analyst

Mark Mulder enters his first season as an A's television analyst.

Mulder was Oakland's first round draft pick (No. 2 overall) in 1998 and made his Major League debut with the A's in 2000. A part of the A's "Big Three" along with Tim Hudson and Barry Zito, Mulder was 81-42 with a 3.92 ERA in 150 starts over five seasons with the A's. He led the American League with 21 wins in 2001 and was named to the AL All-Star team in 2003 and 2004. Mulder was traded to the St. Louis Cardinals following the 2004 season and was 22-18 with a 5.04 ERA in 55 games, 53 starts, with the Cardinals. Overall, Mulder went 103-60 with a 4.18 ERA in nine seasons.

Mulder was a baseball analyst for ESPN from 2011 through 2015, appearing on ESPN's Monday Night Baseball telecasts and serving as a regular studio analyst on Baseball Tonight and SportsCenter.

A native of South Holland, Ill., Mulder resides in Scottsdale, Ariz. with his wife, Lindsey, and their three children, Xander, Tatym and Dax.



AMAURY PI-GONZÁLEZ

Radio Play-by-Play (Spanish)

Amaury Pi-González, a pioneer in establishing Spanish baseball radio play-by-play in the Bay Area, serves as the “Voice of the A’s” for Spanish broadcasts. This will be his 23rd season doing A’s broadcasts, having filled that role from 1978-93, 2009-10 and again the past four seasons.

Well-known and respected in both English and Spanish media circles, Pi-González enters his 39th season in Major League Baseball in 2016. He began his career in 1977 with the Athletics, and has also broadcast for the San Francisco Giants, Seattle Mariners and Los Angeles Angels. For a fifth straight year, he will also do selected games for the Angels on Fox Sports Network West in Southern California. Amaury also produces and hosts “Béisbol en la Bahía” for KIQI 1010 AM.

During his tenure, Pi-González has called the 1986 World Series for CBS Hispanic Network, the 1988, 1989 and 1990 Series for the A’s, and the 2002 Series for the Giants. The Fremont, Calif. resident previously served five years as sports anchor for Telemundo TV48 in San Jose and was the Spanish voice for the NBA’s Golden State Warriors (1992-98) and Los Angeles Clippers. In addition, he was the English voice for the Caribbean World Series for Fox Sports International in 2001 and 2002.

Born in Cuba, Amaury was inducted into the Cuban Sports Hall of Fame in 2004 and into the Hispanic Heritage Baseball Museum in 2004. Since 2002, he has been nominated each year for the prestigious Ford C. Frick Broadcasters Award in Baseball’s Hall of Fame in Cooperstown, N.Y. He was inducted into the Bay Area Radio Hall of Fame in 2009 and is a cofounder and vice president of the Hispanic Heritage Baseball Museum and Hall of Fame. Pi-Gonzalez also called the victory parades for the Warriors in 2015 and for the Giants in 2010, 2012 and 2014 for Telemundo.



MANOLO HERNÁNDEZ-DOUEN

Radio Analyst and Play-by-Play (Spanish)

Manolo Hernández-Douen is in his eighth season as the Athletics analyst and play-by-play announcer for Spanish broadcasts. He has over 45 years of experience in journalism, and has covered a variety of sports during that span.

A graduate of Universidad Católica Andrés Bello in his native Caracas, Hernández-Douen has covered the Olympic and Pan American Games, world championship boxing matches and winter league baseball, including the Caribbean Series. He was Venezuela’s Sportswriter of the Year in 1979 and for five seasons was the basketball radio analyst for the Caracas Liga Especial de Baloncesto team.

Since moving to California in 1982, he has covered the NBA and Major League Baseball for several of the highest circulation Spanish newspapers in the United States including *La Opinión* in Los Angeles.

Most recently, he was the Sports Editor for *El Nuevo Herald* in Miami from 2000 to 2007, and since the 2008 season, he has covered feature stories as a freelance writer for *lasmayores.com* (MLB in Spanish) and *beisbolpogotas.com*.

A proud father of two, Franklin and Cristina, and Kayla’s and Khloe’s grandfather, Manolo resides in San Leandro.



2016 A’S RADIO NETWORK

Station	On Dial	City	Station	On Dial	City	Station	On Dial	City
KGMZ	95.7 FM	SF/Oakland	KMYC	1410 AM	Marysville	*KIQI	1010 AM	SF/Oakland
KAHI	950 AM	Auburn	KESP	970 AM	Modesto	*KATD	990 AM	Pittsburg
KPOD	1240 AM	Crescent City	KVON	1440 AM	Napa	*KEJY	790 AM	Eureka
KATA	1340 AM	Eureka	KBLF	1490 AM	Red Bluff	*KWRU	1300 AM	Fresno
KFTP	790 AM	Fresno	KNRO	1670 AM	Redding			
KRKC	1490 AM/ 104.9 FM	King City	KHTK	1140 AM	Sacramento			*Spanish Radio Network
KXBX	1270 AM	Lakeport						

A'S TELEVISION AND RADIO

COMCAST SPORTSNET CALIFORNIA: The Oakland Athletics entered into a long-term agreement with Comcast SportsNet California in 2009. For the first time in 2015, all 162 A's games, with the exception of national broadcasts, will be televised on the Northern California cable outlet with Glen Kuiper and Ray Fosse calling the action. CSNCA will also produce a pre- and post-game show for every telecast.

95.7 FM THE GAME: 95.7 FM The Game is in its sixth season as flagship of the A's Radio Network. 95.7 FM, a San Francisco-based station featuring a daily sports talk format, will broadcast all 162 regular season games plus selected Spring Training games. The station also features special programming with A's baseball personnel.

SPANISH RADIO: Serving as the Spanish language home of Oakland A's baseball, KIQI (1010 AM, San Francisco), KATD (990 AM, Pittsburg), KEJY (790 AM, Eureka) and KWRU (1300 AM, Fresno) will broadcast weeknight and weekend home games from the Coliseum this season. The games will be simulcast on all four stations, with full coverage in the Bay Area and a signal that will reach as far north as Eureka and south to Fresno.

ATHLETICS BROADCAST HISTORY

- | | | |
|--|--|--|
| 1938 WIBG: By Saam | 1968 KNBR: Monte Moore, Al Helfer
KBHK-TV: Monte Moore, Al Helfer | 1979 KKIS: Red Rush, Hal Ramey
KPIX-TV: Monte Moore, Wayne Walker |
| 1939 WIBG: By Saam | | |
| 1940 WIBG: By Saam, Claude Haring | | |
| 1941 WIBG: By Saam, Claude Haring | 1969 KNBR: Monte Moore, Al Helfer
KBHK-TV: Monte Moore, Al Helfer | 1980 KDIA: Red Rush, Dom Valentino, Ted Robinson
KPIX-TV: Monte Moore, Wayne Walker |
| 1942 WIBG: By Saam, Claude Haring | | |
| 1943 WIBG: By Saam, Claude Haring | 1970 KNBR: Monte Moore, Harry Caray
KBHK-TV: Monte Moore, Harry Caray | 1981 KSFO: Bill King, Lon Simmons, Wayne Hagin
KPIX-TV: Bill King, Wayne Walker |
| 1944 WIBG: By Saam, Claude Haring | | |
| 1945 WIBG: By Saam, Claude Haring | 1971 KEEN: Monte Moore, Bob Elson, Red Rush
KBHK-TV: Monte Moore, Bob Elson | 1982 KSFO: Bill King, Lon Simmons, Wayne Hagin
KCRA-TV: Bill King, Lon Simmons, Harmon Killebrew |
| 1946 WIBG: By Saam, Claude Haring | | |
| 1947 WIBG: By Saam, Claude Haring | 1972 KEEN: Monte Moore, Jim Woods, Jim Piersall
KBHK-TV: Monte Moore, Jim Woods | 1983 KSFO: Bill King, Lon Simmons, Wayne Hagin
KBHK-TV: Bill King, Lon Simmons, Bill Rigney |
| 1948 WIBG: By Saam, Claude Haring | | |
| 1949 WIBG: By Saam, Claude Haring | 1973 KEEN: Monte Moore, Jim Woods
KTVU-TV: Monte Moore, Jim Woods | 1984 KSFO: Bill King, Lon Simmons, Wayne Hagin
KBHK-TV: Bill King, Lon Simmons, Bill Rigney |
| 1950 WIBG: By Saam, Claude Haring | | |
| 1951 WIBG: By Saam, Claude Haring | 1974 KEEN: Monte Moore, Jon Miller, Bill Rigney
KTVU-TV: Monte Moore, Jon Miller | 1985 KSFO: Bill King, Lon Simmons, Wayne Hagin
KPIX-TV: Bill King, Lon Simmons, Ted Robinson |
| 1952 WIBG: By Saam, Claude Haring | | |
| 1953 WIBG: By Saam, Claude Haring | 1975 KEEN: Monte Moore, Bob Waller
KPIX-TV: Monte Moore, Bob Waller | 1986 KSFO: Bill King, Lon Simmons, Ray Fosse
KPIX-TV: Bill King, Lon Simmons, Ted Robinson |
| 1954 WIBG: By Saam, Claude Haring | | |
| 1955 WDAF: Merle Harmon, Larry Ray | 1976 KNBR: Monte Moore, Bob Waller
KPIX-TV: Monte Moore, Wayne Walker | 1987 KSFO: Bill King, Lon Simmons, Ray Fosse
KPIX-TV: Bill King, Lon Simmons, Ted Robinson |
| 1956 WDAF: Merle Harmon, Larry Ray | | |
| 1957 WDAF: Merle Harmon, Ed Edwards | 1977 KNBR: Monte Moore, Bob Waller
KPIX-TV: Monte Moore, Wayne Walker | 1988 KSFO: Bill King, Lon Simmons, Ray Fosse
KPIX-TV: Monte Moore, John Shrader, Ray Fosse |
| 1958 WDAF: Merle Harmon, Ed Edwards, Bill Grigsby | | |
| 1959 WDAF: Merle Harmon, Bill Grigsby | 1978 KNEW: Bud Foster, Jim Peterson, Curt Flood
KPIX-TV: Monte Moore, Wayne Walker, Curt Flood | |
| 1960 WDAF: Merle Harmon, Bill Grigsby | | |
| 1961 WDAF: Merle Harmon, Bill Grigsby | | |
| 1962 KCMO: Monte Moore, Bruce Rice | | |
| 1963 KCMO: Monte Moore, George Bryson | | |
| 1964 KCMO: Monte Moore, George Bryson | | |
| 1965 KCMO: Monte Moore, Red Rush | | |
| 1966 KCMO: Monte Moore, Lynn Faris | | |
| 1967 KCMO: Monte Moore, Lynn Faris | | |

Athletics Broadcast History, continued

<p>1989 KSFO: Bill King, Lon Simmons, Ray Fosse KPIX-TV, KICU-TV: Monte Moore, John Shrader, Ray Fosse</p>	<p>1998 KFRC: Bill King, Ken Korach, Ray Fosse KRON-TV, Fox Sports Bay Area: Greg Papa, Ken Wilson, Ray Fosse</p>	<p>2008 KFRC/KYCY: Ken Korach, Vince Cotroneo, Ray Fosse KICU-TV, Comcast SportsNet Bay Area: Glen Kuiper, Ray Fosse</p>
<p>1990 KSFO: Bill King, Lon Simmons, Ray Fosse KPIX-TV, KICU-TV, SportsChannel: Monte Moore, Ray Fosse</p>	<p>1999 KABL: Bill King, Ken Korach, Ray Fosse KICU-TV, Fox Sports Bay Area: Greg Papa, Ray Fosse</p>	<p>2009 KTRB: Ken Korach, Vince Cotroneo, Ray Fosse Comcast SportsNet California: Glen Kuiper, Ray Fosse</p>
<p>1991 KSFO: Bill King, Lon Simmons, Ray Fosse KPIX-TV, KICU-TV, SportsChannel: Monte Moore, Ray Fosse, Greg Papa, Reggie Jackson, Bill Rigney</p>	<p>2000 KABL: Bill King, Ken Korach, Ray Fosse KICU-TV, Fox Sports Bay Area: Greg Papa, Ray Fosse</p>	<p>2010 KTRB: Ken Korach, Vince Cotroneo, Ray Fosse Comcast SportsNet California: Glen Kuiper, Ray Fosse</p>
<p>1992 KSFO: Bill King, Lon Simmons, Ray Fosse KPIX-TV, KICU-TV, SportsChannel: Monte Moore, Ray Fosse, Greg Papa, Reggie Jackson, Bill Rigney</p>	<p>2001 KABL: Bill King, Ken Korach, Ray Fosse KICU-TV, Fox Sports Bay Area: Greg Papa, Ray Fosse</p>	<p>2011 95.7 FM THE GAME: Ken Korach, Vince Cotroneo Comcast SportsNet California: Glen Kuiper, Ray Fosse</p>
<p>1993 KNEW: Bill King, Lon Simmons, Ray Fosse KRON-TV, SportsChannel: Greg Papa, Dick Stockton, Ray Fosse</p>	<p>2002 KFRC: Bill King, Ken Korach, Ray Fosse KICU-TV, Fox Sports Bay Area: Greg Papa, Ray Fosse</p>	<p>2012 95.7 FM THE GAME: Ken Korach, Vince Cotroneo, Ray Fosse Comcast SportsNet California: Glen Kuiper, Ray Fosse, Scott Hatteberg</p>
<p>1994 KFRC: Bill King, Lon Simmons, Ray Fosse KRON-TV, SportsChannel: Greg Papa, Dick Stockton, Ray Fosse</p>	<p>2003 KFRC: Bill King, Ken Korach, Ray Fosse KICU-TV, Fox Sports Bay Area: Greg Papa, Ray Fosse</p>	<p>2013 95.7 FM THE GAME: Ken Korach, Vince Cotroneo, Ray Fosse Comcast SportsNet California: Glen Kuiper, Ray Fosse, Scott Hatteberg</p>
<p>1995 KFRC: Bill King, Lon Simmons, Ray Fosse KRON-TV, SportsChannel: Greg Papa, Dick Stockton, Ray Fosse</p>	<p>2004 KFRC: Bill King, Ken Korach, Ray Fosse KICU-TV, Fox Sports Bay Area: Hank Greenwald, Ray Fosse, Glen Kuiper, Tim Roye</p>	<p>2014 95.7 FM THE GAME: Ken Korach, Vince Cotroneo, Ray Fosse Comcast SportsNet California: Glen Kuiper, Ray Fosse, Shooty Babitt</p>
<p>1996 KFRC: Bill King, Ken Korach, Ray Fosse KRON-TV, Sports Channel: Greg Papa, Ken Wilson, Ray Fosse</p>	<p>2005 KFRC: Bill King, Ken Korach, Ray Fosse KICU-TV, Fox Sports Bay Area: Hank Greenwald, Ray Fosse, Glen Kuiper, Tim Roye</p>	<p>2015 95.7 FM THE GAME: Ken Korach, Vince Cotroneo, Ray Fosse Comcast SportsNet California: Glen Kuiper, Ray Fosse, Eric Chavez</p>
<p>1997 KFRC: Bill King, Ken Korach, Ray Fosse KRON-TV, SportsChannel: Greg Papa, Ken Wilson, Ray Fosse</p>	<p>2006 KYCY: Ken Korach, Vince Cotroneo, Ray Fosse KICU-TV, Fox Sports Bay Area: Glen Kuiper, Ray Fosse, Tim Roye</p>	
	<p>2007 KFRC/KYCY: Ken Korach, Vince Cotroneo, Ray Fosse KICU-TV, Fox Sports Bay Area: Glen Kuiper, Ray Fosse</p>	

OAKLAND ATHLETICS DOUBLEHEADERS

Team	Home W-L-S	Road W-L-S	Totals W-L-S	Last Doubleheader	Result
Baltimore	5-1-0	3-3-6	8-4-6	September 23, 1999 at Baltimore	W, 9-6; L, 4-12
Boston	1-1-2	0-1-1	1-2-3	August 20, 1997 at Oakland	L, 5-7; L, 4-5 (13)
Chicago	6-6-4	5-6-5	11-12-9	June 12, 1983 at Oakland	L, 10-12 (11); L, 1-8
Cleveland	2-0-5	4-5-6	6-5-11	September 14, 1996 at Cleveland	L, 2-9; L, 8-9
Detroit	3-0-3	1-1-5	4-1-8	August 22, 1998 at Oakland	W, 7-2; W, 7-1
Kansas City	4-1-7	3-5-4	7-6-11	September 4, 2008 at Kansas City	L, 4-5 (10); L, 6-9
Los Angeles (AL)	4-0-7	1-1-2	5-1-9	July 16, 2011 at Oakland	L, 2-4; W, 4-3 (10)
Millwaukee	2-0-4	3-1-4	5-1-8	August 10, 1997 at Oakland	W, 4-3; L, 5-9
Minnesota	4-4-3	3-10-10	7-14-13	May 26, 2001 at Minnesota	W, 5-4 (10); L, 6-7 (10)
New York	0-3-1	2-0-7	2-3-8	August 4, 1998 at Oakland	L, 4-10; L, 5-10
Philadelphia	0-0-0	0-1-0	0-1-0	June 8, 2003 at Philadelphia	L, 1-7; L, 3-8
Seattle	2-0-5	0-0-0	2-0-5	May 7, 2014 at Oakland	L, 4-6 (10); W, 2-0
Texas	2-3-9	2-3-5	4-6-14	May 29, 2009 at Texas	L, 3-6; L, 2-5
Toronto	1-0-2	1-1-1	2-1-3	July 8, 1995 at Oakland	L, 6-9; W, 6-3
Totals	36-19-52	28-38-56	64-57-108		

SPRING TRAINING SCHEDULE

Day	Date	Opponent	Site	Time
Thur	Mar 3	Los Angeles (AL)	Tempe	12:05 pm
Fri	Mar 4	Colorado (SS) Arizona (SS)	Mesa Salt River	12:05 pm 12:05 pm
Sat	Mar 5	Milwaukee (95.7 FM The Game/A's Radio Network)	Mesa	12:05 pm
Sun	Mar 6	San Diego (95.7 FM The Game/A's Radio Network)	Peoria	12:05 pm
Mon	Mar 7	Kansas City	Mesa	12:05 pm
Tues	Mar 8	Texas	Mesa	12:05 pm
Wed	Mar 9	Chicago (AL)	Glendale	12:05 pm
Thur	Mar 10	Los Angeles (NL)	Mesa	12:05 pm
Fri	Mar 11	Cincinnati	Goodyear	12:05 pm
Sat	Mar 12	Texas (95.7 FM The Game/A's Radio Network)	Surprise	12:05 pm
Sun	Mar 13	Chicago (NL) (95.7 FM The Game/A's Radio Network)	Mesa	1:05 pm
Mon	Mar 14	San Francisco (CSNCA/95.7 FM The Game/A's Radio Network)	Mesa	7:05 pm
Tues	Mar 15	Colorado	Salt River	1:05 pm
Wed	Mar 16	OFF DAY		
Thur	Mar 17	Seattle	Mesa	1:05 pm
Fri	Mar 18	Cleveland	Goodyear	1:05 pm
Sat	Mar 19	Cincinnati (SS) (95.7 FM The Game/A's Radio Network) San Francisco (SS)	Mesa Scottsdale	1:05 pm 1:05 pm
Sun	Mar 20	Chicago (AL) (95.7 FM The Game/A's Radio Network)	Mesa	1:05 pm
Mon	Mar 21	San Francisco	Scottsdale	1:05 pm
Tues	Mar 22	Los Angeles (AL)	Tempe	1:05 pm
Wed	Mar 23	Seattle	Peoria	7:10 pm
Thur	Mar 24	Texas	Mesa	7:05 pm
Fri	Mar 25	Los Angeles (AL)	Mesa	1:05 pm
Sat	Mar 26	Kansas City (95.7 FM The Game/A's Radio Network)	Surprise	1:05 pm
Sun	Mar 27	Kansas City (95.7 FM The Game/A's Radio Network)	Mesa	1:05 pm
Mon	Mar 28	Cleveland	Mesa	1:05 pm
Tues	Mar 29	Chicago (NL)	Mesa/Cubs Park	1:05 pm
Wed	Mar 30	Arizona	Mesa	12:05 pm
Thur	Mar 31	San Francisco (95.7 FM The Game/A's Radio Network)	San Francisco	7:15 pm
Fri	April 1	San Francisco (95.7 FM The Game/A's Radio Network)	San Francisco	7:15 pm
Sat	April 2	San Francisco (CSNCA/95.7 FM The Game/A's Radio Network)	Oakland	1:05 pm

All Times are Pacific (ss) denotes split squad

SPRING TRAINING INFORMATION

REPORTING DATES: Pitchers and catchers report Saturday, February 20 with the first workout the next day. The full squad reports Thursday, February 25 with the first full squad workout the next day.

MEDIA INFORMATION: For credentials or broadcast space, please contact Adam Loberstein at (510) 563-2248. A media lunch is served before all home games at a cost of \$8.00.

HEADQUARTERS HOTEL: Doubletree Guest Suites, 320 North 44th Street, Phoenix, Arizona, 85008. (602) 225-0500.

MINOR LEAGUE HEADQUARTERS: Fitch Park, 160 East 6th Place, Mesa, Arizona, 85201. (480) 387-5800.

STADIUM: Hohokam Stadium (Capacity: 10,000), 1235 N. Center Street, Mesa, Arizona, 85201. (480) 907-5488. Press Box: (480) 907-5253.

PAST SPRING TRAINING RECORDS

YEAR	SITE	RECORD	HOME ATTENDANCE	DATES
1968	Bradenton, FL	15-12	—	—
1969	Mesa, AZ	10-14	12,003	13
1970	Mesa, AZ	15-13	17,614	14
1971	Mesa, AZ	12-15	14,889	16
1972	Mesa, AZ	9-11	17,295	13
1973	Mesa, AZ	14-10	21,206	14
1974	Mesa, AZ	8-16	26,732	12
1975	Mesa, AZ	7-11	36,732	10
1976	Mesa, AZ	4-10	21,373	9
1977	Mesa, AZ	12-15	24,446	16
1978	Mesa, AZ	9-15	28,695	12
1979	Scottsdale, AZ	12-10	13,295	9
1980	Scottsdale, AZ	13-7	19,098	10
1981	Scottsdale, AZ	17-10	37,899	13
1982	Phoenix, AZ	8-14	42,043	10
1983	Phoenix, AZ	14-11	28,621	9
1984	Phoenix, AZ	12-14	33,352	12
1985	Phoenix, AZ	13-13-1	49,718	13
1986	Phoenix, AZ	17-12	68,292	15
1987	Phoenix, AZ	14-15	88,994	14
1988	Phoenix, AZ	14-16	129,120	15
1989	Phoenix, AZ	19-13	152,416	16
1990	Phoenix, AZ	6-10	81,490	9
1991	Phoenix, AZ	13-16-1	156,345	16
1992	Phoenix, AZ	15-13	131,460	14
1993	Phoenix, AZ	15-18-1	174,911	19
1994	Phoenix, AZ	19-11	126,160	15
1995	Phoenix, AZ	15-11-1	41,893	15
		6-4-2	16,617	6
1996	Phoenix, AZ	16-16-1	86,543	15
1997	Phoenix, AZ	17-15-1	103,298	18
1998	Phoenix, AZ	18-13	93,261	17
1999	Phoenix, AZ	16-17	92,110	16
2000	Phoenix, AZ	20-11-1	77,781	14
2001	Phoenix, AZ	22-10	110,876	15
2002	Phoenix, AZ	17-15-1	118,268	17
2003	Phoenix, AZ	16-13-2	81,537	14
2004	Phoenix, AZ	19-14-1	123,535	16
2005	Phoenix, AZ	15-18	129,434	17
2006	Phoenix, AZ	15-17	113,077	16
2007	Phoenix, AZ	17-12-2	113,033	15
2008	Phoenix, AZ	18-8	88,617	13
2009	Phoenix, AZ	17-18-2	105,147	18
2010	Phoenix, AZ	12-17-3	105,507	16
2011	Phoenix, AZ	12-21-1	98,349	17
2012	Phoenix, AZ	15-7-2	72,617	11
2013	Phoenix, AZ	17-13-3	88,202	16
2014	Phoenix, AZ	15-13-5	78,011	15
2015	Mesa, AZ	22-11-2	110,059	15

ATHLETICS HOME RUN DERBY PARTICIPANTS

2014	*Yoenis Céspedes and Josh Donaldson	1994	Ruben Sierra
2013	*Yoenis Céspedes	1992	*Mark McGwire
2001	Jason Giambi	1990	Mark McGwire and Jose Canseco
1999	John Jaha	1987	Mark McGwire
1997	Mark McGwire	1986	Jose Canseco
1996	Mark McGwire		

*indicates winner

OAKLAND A'S IN THE COMMUNITY

The Oakland Athletics, in conjunction with the Oakland A's Community Fund, strive to make a positive impact in the Bay Area and Northern California. A's players, coaches, and front office employees, together with fans and sponsors, are committed to meeting the social, cultural and educational needs of our community. The A's host numerous fundraising events, implement several educational programs, and support various organizations that reach out to people of diverse backgrounds throughout the community.

Information regarding A's community programs can be found online at www.athletics.com/community. Requests for donations and player appearances can be submitted at www.athletics.com/donations.

OAKLAND A'S COMMUNITY FUND: The Oakland A's Community Fund supports more than 1,500 charitable organizations, through monetary contributions and donated auction items, in its efforts to support charitable organizations in improving the quality of life for people throughout the Bay Area. The Fund supports endeavors to improve educational programs, aid the underprivileged, assist in crime and drug prevention, promote health awareness, and support children and seniors. The A's Community Fund donates approximately \$600,000 annually to various community programs.

A IT FORWARD: The A's and PG&E will donate up to 1,000 tickets in 2016 to non-profits who show their support for the A's and for their community through the A it Forward program. The stories of selected fans will be shared on the A's Twitter, Facebook and Instagram pages with the hashtag #AItForward.

A'S AMIGOS: The A's Amigos program gives bilingual children of nonprofit organizations the opportunity to speak in Spanish with an A's player and learn about the importance of hard work and education. In addition to a pre-game visit, each child receives a game ticket and an A's cap. The A's Amigos program is sponsored by Kelly-Moore Paints.

A'S YOUTH UNIFORM PROGRAM: The A's Community Fund and Black Bear Diner have teamed up to provide uniforms to numerous youth baseball leagues in the Bay Area. Teams in need of assistance are outfitted with caps and jerseys. A donation was also made by the late Elizabeth Ruchenski in support of this program.

BOWLING BASH: The A's Community Fund Bowling Bash teams participants with A's players, coaches and staff for a friendly night of bowling at Earl Anthony's Dublin Bowl. The Bowling Bash is supported by A's ownership, Chevron and Independent Electric Supply. Proceeds benefit the A's Community Fund.

BREAST CANCER AWARE-

NESS DAY: The A's host a Breast Cancer Awareness Day, presented by Zevia, each year to raise funds for breast cancer education and research. Funds are raised through the sale of commemorative jerseys, pins, caps and necklaces, an A's autographed quilt raffle and sponsor support. Pre-game ceremonies include the formation of a symbolic human pink ribbon on the field by over 350 Bay Area survivors, the release of white doves as a symbol of hope and a presentation of the "Gift of Faith" grant, which donates \$5,000 annually to a local breast cancer charity in memory of the late longtime KTVU news reporter, Faith Fancher. Since 1999, this event has raised more than \$1.5 million for breast cancer education and research.



Since 1999, Breast Cancer Awareness Day has raised more than \$1.5 million for education and research.

Oakland A's In The Community, continued

ENERGIZE YOUR FIELD: The A's Community Fund, in partnership with PG&E and the Good Tidings Foundation, renovates a local baseball or softball field each year in order to provide local youth a state-of-the-art facility.

FOOD BANK WEDNESDAYS: Every Wednesday during the season, fans can donate five cans of food or \$5 to one of the Alameda County Community Food Bank tents outside the ballpark and receive a 2 for 1 ticket voucher for a future A's game. Food Bank Wednesdays is sponsored by Lagunitas and benefits the Alameda County Community Food Bank. More than \$12,000 was raised last season, the most since the program began in 2001.

GOLF CLASSIC: The A's Community Fund Golf Classic pairs participants with A's players, former players, coaches and A's staff for a day of golf at one of the Bay Area's top courses. The event, sponsored by Chevron and Kelly-Moore Paints, features breakfast, tee prizes, an awards dinner banquet and live and silent auctions of sports memorabilia. All proceeds benefit the A's Community Fund.

GREEN STAMPEDE HOMEWORK CLUB: Before select A's home games, volunteers from local public schools offer tutoring for at-risk students at O.co Coliseum. Students who attend the study group are rewarded with tickets to that night's game, and those who attend all eight sessions will receive a visit from an A's player.

HOLIDAY PARTY: The A's Community Fund, Round Table Pizza and the Oakland Zoo host an annual holiday party for an Oakland elementary school. A's players sign autographs and take pictures with the students. Each child receives a wrapped gift, compliments of the Good Tidings Foundation. The holiday festival features an animal presentation by the Oakland Zoo in the Wildlife Theater, lunch, face painters, arts and crafts, and a visit by Santa and A's mascot Stomper.

HOME RUN READERS: The A's Home Run Readers program encourages teachers to establish reading goals for their students based on each child's individual reading level. As incentives, A's players, coaches, mascot Stomper and A's staff visit participating schools to congratulate the students and to encourage them to continue reading, both inside and outside the classroom. Students who participate in the program attend the game on Home Run Readers Day as guests of the A's.

LITTLE A'S: Each year 10,000 deserving children of nonprofit organizations are provided complimentary tickets to attend select A's games. All receive a children's admission pass to the Oakland Zoo and souvenir item courtesy of Bank of America. The Little A's program is sponsored by Bank of America and supported by the Clorox Foundation and the Oakland Zoo.



Manager Bob Melvin and A's players raised funds for charity at the 2014 Root Beer Float Day.

MATHLETICS: The Mathletics program is a unique program designed to stress the importance of students using math in their daily lives. The A's design and distribute workbooks, which use simple formulas for calculating statistics of A's players, to participating schools. Students in the first through eighth grades who complete their workbooks correctly and submit their answer sheets to the A's receive two ticket vouchers. In addition, one school that demonstrates great participation in the program receives a visit from an A's player. The Mathletics program is sponsored by ROSS and Comcast SportsNet California.

ROOT BEER FLOAT DAY: Since 2000, the A's have hosted a Root Beer Float Day to raise funds for charity. Proceeds are raised through the sale of root beer floats, tips given to "celebrity scoopers," the sale of autographed mugs and a silent auction of sports memorabilia. The A's have raised more than \$450,000 since 2003 for the Juvenile Diabetes Research Foundation through Root Beer Float Day. Ice cream and soda for the event are donated by Dreyer's and Zevia.

SCHOOL OF IMAGINATION: A's catcher Stephen Vogt and his wife, Alyssa, are active supporters of the School of Imagination in Dublin, Calif. The Vogts make multiple visits to the school each year to work with autistic and special-needs children. Stephen also hosts the school at O.co Coliseum various times throughout the season, meeting with students on the field during batting practice and offering them tickets to A's games. The program is supported by the A's and Azusa Pacific University.

SCIENCE OF THE GAME: The A's Science of the Game program, presented by Chevron, is a unique program that deepens interest and understanding among Bay Area youth by applying science to baseball. The A's and Chevron design and distribute Science of the Game workbooks to local schools that utilize science formulas to answer questions related to various aspects of the game of baseball. The three workbooks, targeting grades 1-2, 3-5, and 6-8, are also available online. Students who complete their workbooks and submit their answer sheets to the A's receive two ticket vouchers.



Stephen Vogt makes multiple visits to the School of Imagination each year to work with autistic and special-needs children.

SILENT AUCTION: The A's Community Fund holds silent auctions of various sports memorabilia behind Section 120 on all Saturday and Sunday home dates. The Fund donates a portion of the proceeds to designated charitable groups as a silent auction partner on selected dates throughout the season.

TAKE THE FIELD WITH THE A'S: Prior to select home games, members of local baseball and softball teams accompany A's players as they take the field for the national anthem. Participants receive an autographed baseball, t-shirt and complimentary ticket to the game. The Take the Field with the A's program is sponsored by Wells Fargo.

TICKET PURCHASE PROGRAM: A's players, the A's Community Fund and corporate sponsors purchase and donate thousands of game tickets to various charitable and non-profit groups each season.

ATHLETICS VIRTUAL PRESS BOX



The Oakland A's Virtual Press Box includes game notes, statistics, news links, lineups, minor league reports, press releases, rosters, post game notes and more. The site also features information from the visiting team for all home games.

The A's virtual press box also includes an expanded version of the Oakland A's Media Guide. The digital version of the A's Media Guide includes player splits and an expanded statistics and postseason history. During the season, the guide will be updated with bios for any players acquired following the publication of the print version of the guide.

You can visit the A's Virtual Press Box at <http://pressbox.athletics.com> or by scanning the QR code on the left.

A'S PROMOTION AND EVENTS SCHEDULE

Day	Date	Opponent	Promotion/Event (Sponsor)	Distribution
Monday	April 4	Chicago-AL	Magnetic Schedule/Opening Night (CSN California)	32,000 fans
Saturday	April 16	Kansas City	Stephen Vogt 1981 Replica Jersey (Cache Creek Casino Resort)	15,000 fans
Sunday	April 17	Kansas City	Little League Day/Striped Socks (Black Bear Diner)	15,000 fans
Friday	April 29	Houston	Pet Calendar (Central Garden & Pet)	10,000 fans
Saturday	April 30	Houston	Sean Doolittle Metallica Gnome with sound (ROSS)	15,000 fans
Sunday	May 1	Houston	Little League Day/Elephant Socks (Black Bear Diner)	15,000 fans
Friday	May 20	New York-AL	Grease Movie Fireworks (XFINITY)	
Saturday	May 28	Detroit	Josh Reddick Bobblehead (Comerica Bank)	15,000 fans
Monday	May 30	Minnesota	Memorial Day/Pet Bowl	15,000 fans
Friday	June 17	Los Angeles-AL	Fireworks	
Saturday	July 2	Pittsburgh	Salute to Armed Forces Fireworks	
Sunday	July 3	Pittsburgh	Tote Bag (MLB Network)	20,000 fans
Saturday	July 16	Toronto	Hello Kitty Bobblehead	15,000 fans
Tuesday	July 19	Houston	Root Beer Float Day	
Saturday	July 23	Tampa Bay	Day on the Green Fireworks	
Saturday	Aug. 6	Chicago-NL	1980s Turn-Back-The-Clock/BillyBall Retro T-Shirt (Cache Creek)	15,000 fans
Saturday	Aug. 13	Seattle	STAR WARS™ Fireworks (Chevron)	
Saturday	Sept. 3	Boston	Jose Canseco Rookie of the Year Bobblehead (Kelly-Moore Paints)	15,000 fans
Sunday	Sept. 4	Boston	Breast Cancer Awareness Day/Wristbands (Zevia)	10,000 fans
Monday	Sept. 5	Los Angeles-AL	Labor Day/Fleece Blanket (XFINITY)	15,000 fans
Friday	Sept. 23	Texas	Fireworks	
Sunday	Sept. 25	Texas	Team Photo	10,000 fans

Dates, giveaways and events are tentative and subject to change.

Visit www.athletics.com/promotions for the most up-to-date promotions and events schedule.

To purchase A's tickets, call (877) 493-BALL or visit www.athletics.com/tickets

MEDIA GUIDE CREDITS

The 2016 Oakland Athletics Media Guide is a production of the Oakland Athletics Public Relations Department, O.co Coliseum, 7000 Coliseum Way, Oakland, CA 94621. The guide was edited by Baseball Information Manager Mike Selleck with assistance from Debbie Gallas, Media Services Manager; Adam Loberstein, Player and Media Relations Manager; and Zak Basch, Media Relations and Broadcasting Coordinator.

The 2016 Oakland Athletics Media Guide was printed by Dumont Printing, 1333 G Street, Fresno, CA 93706. Special thanks to Jill Skinner and Lori Sakoda. The cover was designed by Dumont Printing.

The A's would like to extend special thanks to Major League Baseball's Information System, Elias Sports Bureau, Stats Inc., Bill Arnold of The Sports Features Group, David Vincent and Retrosheet for their contributions to this year's guide.

Photography by Michael Zagaris, Oakland A's; Ron Riesterer, Oakland Tribune; National Baseball Hall of Fame; Minor League Baseball and Oakland A's archives.

Additional and updated information, statistics or photos are available to accredited news sources by contacting the A's Public Relations Department or by logging onto the team's virtual pressbox—pressbox.athletics.com.