

2024 OAKLAND A'S MEDIA GUIDE PREVIEW



The 2024 Oakland A's Media Guide Preview includes full bios for 40-man and non-roster players as of Feb. 12 in addition to the following sections:

- Front Office
- Season in Review
- Records
- History
- Opponents
- Player Development

The preview will be updated throughout the remainder of the off-season with additional sections of the media guide as well as additional player bios as they are completed.



2024 SEASON SCHEDULE

MARCH/APRIL

SUN	MON	TUE	WED	THU	FRI	SAT
24	SF* 25	SF* 26	27	CLE 28	CLE 29	CLE 30
CLE 31	BOS 1	BOS 2	BOS 3	4	DET 5	DET 6
DET 7	8	TEX 9	TEX 10	TEX 11	WSH 12	WSH 13
WSH 14	STL 15	STL 16	STL 17	18	CLE 19	CLE 20
CLE 21	NYN 22	NYN 23	NYN 24	NYN 25	BAL 26	BAL 27
BAL 28	PIT 29	PIT 30				*-EXHIB.

MAY

SUN	MON	TUE	WED	THU	FRI	SAT
			PIT 1	2	MIA 3	MIA 4
MIA 5	TEX 6	TEX 7	TEX 8 TEX	9	SEA 10	SEA 11
SEA 12	HOU 13	HOU 14	HOU 15	HOU 16	KC 17	KC 18
KC 19	20	COL 21	COL 22	COL 23	HOU 24	HOU 25
HOU 26	27	TB 28	TB 29	TB 30	ATL 31	

JUNE

SUN	MON	TUE	WED	THU	FRI	SAT
						ATL 1
ATL 2	3	SEA 4	SEA 5	SEA 6	TOR 7	TOR 8
TOR 9	SD 10	SD 11	SD 12	MIN 13	MIN 14	MIN 15
MIN 16	17	KC 18	KC 19	KC 20	MIN 21	MIN 22
MIN 23	LAA 24	LAA 25	LAA 26	27	AZ 28	AZ 29
AZ 30						

JULY

SUN	MON	TUE	WED	THU	FRI	SAT
	1	LAA 2	LAA 3	LAA 4	BAL 5	BAL 6
BAL 7	8	BOS 9	BOS 10	BOS 11	PHI 12	PHI 13
PHI 14	15	ASG 16	17	18	LAA 19	LAA 20
LAA 21	HOU 22	HOU 23	HOU 24	LAA 25	LAA 26	LAA 27
LAA 28	29	SF 30	SF 31			

AUGUST

SUN	MON	TUE	WED	THU	FRI	SAT
				1	LAD 2	LAD 3
LAD 4	CWS 5	CWS 6	CWS 7	8	TOR 9	TOR 10
TOR 11	12	NYM 13	NYM 14	NYM 15	16	SF 17
SF 18	TB 19	TB 20	TB 21	TB 22	MIL 23	MIL 24
MIL 25	26	CIN 27	CIN 28	CIN 29	TEX 30	TEX 31

SEPTEMBER

SUN	MON	TUE	WED	THU	FRI	SAT
TEX 1	SEA 2	SEA 3	SEA 4	SEA 5	DET 6	DET 7
DET 8	9	HOU 10	HOU 11	HOU 12	CWS 13	CWS 14
CWS 15	CHC 16	CHC 17	CHC 18	19	NYN 20	NYN 21
NYN 22	23	TEX 24	TEX 25	TEX 26	SEA 27	SEA 28
SEA 29	30					

HOME AWAY

All game times in PT
Games/Times subject to change

2024 OAKLAND A'S MEDIA GUIDE PREVIEW



FRONT OFFICE

TABLE OF CONTENTS

FRONT OFFICE

Table of Contents	2
Staff Directory	4
Front Office Profiles	9
Baseball Operations.....	11
Sports Medicine Staff.....	19
Medical Consultants.....	21
Clubhouse and Staff.....	21
Business Operations	24
Front Office Staff	27

2024 ATHLETICS

Manager and Coaches.....	34
The Players	45
Roster	291

2023 SEASON IN REVIEW

Season in Review	296
Batting and Pitching Statistics.....	302
Fielding Statistics	303
Day-By-Day Results.....	305
Wild Card Day-By-Day	308
Club Statistics.....	309
Highs and Lows.....	309
Batting with RISP.....	311
Batting with the Bases Loaded	312
Pinch Hitting Statistics	312
Designated Hitting Statistics.....	313
Miscellaneous Stats	313
Player Transactions	314
Final Spring Training Statistics.....	318
Spring Training Results	320

RECORDS

Athletics Year-By-Year.....	322
Athletics vs. the American League	324
Athletics vs. the National League.....	326
Athletics in Divisional Play.....	326
Athletics Month-by-Month.....	327
Athletics Franchise Records	330
Oakland Athletics Records	336
Franchise Career Batting Leaders	342
Oakland Career Batting Leaders.....	343
Franchise Career Pitching Leaders	344
Oakland Career Pitching Leaders	345
Franchise Season Batting Leaders.....	346
Oakland Season Batting Leaders.....	347
Franchise Season Pitching Leaders.....	348
Oakland Season Pitching Leaders	349
Athletics Year-By-Year Batting.....	350
Athletics Year-By-Year Pitching	352
Athletics Year-By-Year Fielding.....	354
Athletics Year-By-Year Batting Leaders	356
Athletics Year-By-Year Pitching Leaders.....	362
Athletics Home Run History	368
Athletics Streaks	373
Oakland Athletics Streaks	374

Athletics Low-Hit Games.....	375
Athletics Career Games Played Leaders.....	377
Oakland Athletics Steals of Home	378
Oakland Athletics Doubleheaders	378
Athletics Triple Plays.....	379
Oakland Athletics Homestands and Road Trips	380
Longest Games in Athletics History.....	381
Game Times.....	381
High Scoring Games in Athletics History	382
Athletics at the All-Star Break	383
Biggest Comebacks and Blown Leads	384
The Last Time It Happened	385

HISTORY

Athletics History	388
Notable Performances & Award Winners.....	389
Athletics in the National Baseball Hall of Fame.....	393
Athletics Hall of Fame	394
Athletics All-Star Game Selections	400
Oakland Athletics in Season Openers.....	401
Oakland A's Opening Day Lineups.....	402
The Championship Years	404
All-Time Postseason Results	410
Postseason Team Totals	414
Wild Card Series Records	416
Division Series Records	418
League Championship Series Records.....	420
World Series Records	422
Postseason Records.....	424
Postseason Career Leaders.....	426
Postseason Single Game Bests	427
Postseason Series Year-By-Year Recap.....	428
Athletics All-Time Roster	466
Oakland A's Coaches.....	474
Most Recent Trades With Each Team.....	475
Oakland A's & San Francisco Giants.....	476

OPPONENTS

Baltimore Orioles	478
Boston Red Sox	479
Chicago White Sox	480
Cleveland Guardians	481
Detroit Tigers.....	482
Houston Astros	483
Kansas City Royals.....	484
Los Angeles Angels.....	485
Minnesota Twins	486
New York Yankees.....	487
Seattle Mariners	488
Tampa Bay Rays	489
Texas Rangers.....	490
Toronto Blue Jays.....	491
Arizona Diamondbacks.....	492
Atlanta Braves	493
Chicago Cubs.....	494
Cincinnati Reds	495
Colorado Rockies.....	496

Los Angeles Dodgers.....	497
Miami Marlins.....	498
Milwaukee Brewers.....	499
New York Mets.....	500
Philadelphia Phillies.....	501
Pittsburgh Pirates.....	502
St. Louis Cardinals.....	503
San Diego Padres.....	504
San Francisco Giants.....	505
Washington Nationals.....	506

Arizona A's Staff.....	527
Minor League Schedules.....	530
Minor League Statistics.....	531
Organizational Leaders.....	538
Organizational Standings.....	539
Organizational Players.....	540
2023 Draft Picks.....	572

PLAYER DEVELOPMENT

Athletics Minor League Affiliates.....	508
Oakland A's Affiliates By Year.....	509
Athletics Scouting Assignments.....	510
Minor League Field Staff.....	510
Las Vegas Aviators Staff.....	518
Midland RockHounds Staff.....	521
Lansing Lugnuts Staff.....	523
Stockton Ports Staff.....	525

INDEX TO SELECTED FILLERS

20-Game Winners, Oakland A's.....	335	Lasts by A's Pitchers.....	348
20-Game Winning Streak, Oakland A's.....	413	Managers, Athletics.....	35
All or Nothing.....	296	Minor League All-Stars.....	539
All-Star Game Selections, A's Most.....	406	Minor League Players and Pitchers of the Week.....	524
All-Stars, Athletics Youngest and Oldest.....	408	Monte Moore Award, The.....	469
At a glance, A's.....	317	Monthly Bests, Athletics Franchise.....	328
Clinching Dates.....	26	Opening Day, Oakland A's Most Consecutive Starts.....	403
Coaching Assignments, Oakland A's Recent.....	42	Opening Day, Oakland A's Most Starts.....	403
Coliseum Firsts.....	526	Opening Day, Oakland A's Most Starts by Position.....	403
Comeback, Athletics Biggest.....	384	Opening Day, Oakland A's Oldest Starters.....	517
Consecutive Games Played, Oakland A's.....	377	Opening Day, Oakland A's Youngest Starters.....	517
Cycle, Athletics who have hit for the.....	331	Philadelphia Athletic, The Last.....	472
Designated Hitter Rule.....	345	Player and Pitcher of the Year, A's Organizational.....	571
Directory, MLB.....	489	Postseason Bests.....	389
Doubleheaders, Oakland A's Day/Night.....	378	Presidents, Oakland A's.....	9
First Round Draft Picks, A's.....	572	Quickest Games, Recent.....	382
Five-hit games, Oakland A's.....	364	Retired Numbers, Athletics.....	10
Franchise Facts.....	5	Ron Bergman Award, The.....	476
General Managers, Oakland A's.....	11	Runs, 10 or more in an inning.....	338
Hits in a Game, Oakland A's 20 or More.....	358	Save Rule.....	344
Hits, Oakland A's Milestone.....	337	Scoreless Streaks, Longest by Oakland Pitchers.....	349
Homerless Streaks, Longest by Oakland Pitchers.....	349	Starts in the Batting Order.....	315
Home Run Derby Participants, Athletics.....	23	Strikeouts, Athletics Milestone.....	368
Home Runs, Athletics Milestone.....	332	Suspended Games, Oakland A's.....	522
Injured List, A's.....	300		



OAKLAND ATHLETICS

Stadium/Mailing Address:
Oakland Coliseum
7000 Coliseum Way
Oakland, CA 94621

Business Office:
55 Harrison Street, 3rd Floor
Oakland, CA 94607

510-638-4900
athletics.com

STAFF DIRECTORY

EXECUTIVES

Managing Partner, Board Member John Fisher
President David Kaval
Senior Advisor to the Managing Partner Billy Beane
Chairman Emeritus Lew Wolff
Board Member Bill Gurtin
Board Member Keith Wolff
Board Member Sandy Dean

Office of the President

Special Assistant to the President Rickey Henderson
Special Assistant to the President Rollie Fingers
Special Assistant to the President Dennis Eckersley
Chief of Staff Miguel Duarte
Director, Project Finance Ross Bowen
Manager, Operations Colette Lucas-Conwell
Special Assistant & Investor Relations, Manager Curtis Wiggington
Director, Alumni and Family Relations Detra Paige
Manager, Alumni and Family Relations Melissa Guzman

BASEBALL OPERATIONS

General Manager David Forst
Assistant General Manager, Major League & International Operations Dan Feinstein
Assistant General Manager/Director of Player Personnel Billy Owens
Assistant General Manager, Baseball Development and Technology Rob Naberhaus
Special Assistant to General Manager Grady Fuson
Special Assistant to General Manager Chris Pittaro
Special Assistant to Baseball Operations Scott Hatteberg
Director of Baseball Administration Pamela Pitts
Director of Team Travel Mickey Morabito
Senior Research Scientist David Jackson-Hanen
Director, Baseball Development Pike Goldschmidt
Director, Research and Analytics Ben Lowry
Assistant Director, Scouting and Baseball Operations Haley Alvarez
Coordinator, Scouting and Baseball Operations Greg Ledford
Video Coordinator Adam Rhoden
Executive Administrator, Baseball Operations Alison Chapot

Major League Coaching Staff

Manager Mark Kotsay
Coaches Mike Aldrete, Darren Bush, Chris Cron, Bobby Crosby, Scott Emerson, Ramon Hernández, Dan Hubbs, Marcus Jensen, Eric Martins

Clubhouse

Director, Clubhouse & Equipment OperationsMatt Weiss
Visiting Clubhouse ManagerMike Thalblum
Manager, Clubhouse & Equipment OperationsBrian Davis
Assistant Manager, Clubhouse & Equipment OperationsMichael Clavin
Clubhouse Staff & Umpires AttendantChad Yaconetti

Medical Staff

Director of Sports Medicine and RehabilitationBrian Schulman
Head Athletic TrainerJeff Collins
Assistant Athletic TrainersElliot Diehl, Brad LaRosa
Head Sport Performance CoachJosh Cuffe
Assistant Sport Performance CoachJD Howell
Major League Massage TherapistOzzie Lyles
Lead Sport Scientist and BiomechanistEthan Stewart
Junior BiomechanistNick Meyer
Head Team PhysicianDr. Will Workman
Head Team InternistDr. Grant Wang
Assistant Team OrthopedistDr. Michael T Freehill
Assistant Team InternistsDr. Pasha Jackson, Dr. Shannon McCune
Arizona Orthopedic SurgeonDr. Doug Freedberg
Arizona Team InternistDr. Fred Dicke
Doctor Emeritus, Internal Medicine ConsultantDr. Allan Pont

Scouting

Director of ScoutingEric Kubota
Director, International ScoutingSteve Sharpe
Professional ScoutsShooby Babbitt, Jeff Bittiger, Grant Brittain, Dan Freed, Tim Huff, Will Schock, Steve Springer, Tom Thomas, Mike Ziegler
West Coast SupervisorScott Kidd
Midwest SupervisorsMark Adair, Armann Brown
East Coast SupervisorMarc Sauer
Master Pitching ScoutJohn Hughes
Area ScoutsSteve Abney, Anthony Aliotti, Neil Avent, Chris Botsoe, Fletcher Byrd, Jim Coffman, Ruben Escalera, Tripp Faulk, Julio Franco, Matt Higginson, John Mesagno, Kelcey Mucker, Trevor Schaffer, Rich Sparks, Jemel Spearman, Troy Stewart, Dillon Tung, Jeff Urlaub, Ron Vaughn
Special Assistant to Scouting DepartmentDerek Valenzuela
Advanced Scouting AnalystJacob Samuels
Dominican Republic Scouting SupervisorFernando Encarnacion
Latin American Scouting SupervisorJuan Mosquera
Pacific Rim CoordinatorAdam Hislop
Australia ScoutDan Betreen
Colombia ScoutsTito Quintero, Oswaldo Garcia
Dominican Republic ScoutsYendri Bachelor, Juan Carlos De La Cruz, Wilfredo Magallanes, Amaury Reyes, Jose De Jesus (Video)
Europe ScoutClemens Cichocki
Japan ScoutToshiyuki Tomizuka
Mexico ScoutJavier Agelvis
South Korea ScoutLewis Kim
Venezuela ScoutsJose Barradas, Andri Garcia, Kevin Garcia, Argenis Paez, Oswaldo Trocinos

FRANCHISE FACTS

All-Time Record 9260-9766	West Division Championships 17
Philadelphia 3886-4248	Wild Card Championships 4
Kansas City 829-1224	Most Valuable Players 11
Oakland 4545-4294	Cy Young Award Winners 5
World Championships 9	Rookies of the Year 8
Philadelphia 5	Managers of the Year 4
Oakland 4	Hall of Famers 17
American League Championships 15		
Philadelphia 9		
Oakland 6		

Player Development

Director of Player Development	Ed Sprague
Director of Latin American Operations	Raymond Abreu
Director of Minor League Operations	Manny Colón
Assistant Director, Minor League Operations	Nancy Moriuchi
Assistant Director, Minor League Operations, Equipment and Clubhouse Operations	Thomas Miller
Minor League Hitting Coordinator	Jim Eppard
Assistant Minor League Hitting Coordinator	Todd Takahoshi
Minor League Pitching Coordinator	Gil Patterson
Minor League Pitching Coordinator Assistant	Craig Lefferts
Minor League Pitching Performance Coach	Mike McFerran
Minor League Pitching Rehab Coordinator	Rick Rodriguez
Minor League Assistant Pitching Rehab Coordinator	Steve Connelly
Minor League Infield Coordinator	Juan Navarrete
Arizona Field Coordinator and Minor League Outfield/Baserunning Coordinator	Steve Scarosone
Minor League Catching Coordinator	Gabe Ortiz
Hitting Development Coach	Lloyd Turner
Coordinator of Player Development, Latin America	Veronica Alvarez
Minor League Medical Coordinator	Nate Brooks
Latin America Medical Coordinator	Nick Voelker
Minor League Rehab Coordinator	Javier Alvidrez
Minor League Rehab Assistant	Brittany Bilodeau
Minor League Sport Performance Coordinator	Matt Mosiman
Assistant Minor League Sport Performance Coordinator	Scott Smith
Minor League Sport Performance Rehab Coordinator	Derek Clovis
Minor League Technology and Development Manager	Ed Gitlitz
Minor League Technology and Development Coordinator	Reid Collins
Data Engineer	Andrew Gibson
Player Development Analysts	Grace Boyce, Myles Mensah
Senior Coordinator of Educational and Cultural Programs	Kelvin Todd
Coordinator of Educational and Cultural Programs	Leslie Flores, Luis Victoria
Senior Facility Manager, Arizona	James Gibson
Assistants, Arizona Clubhouse Operations	Alex Haas, Dylan Ruth, Ari Vieira
Interpreter	Yen Po Wang
Front Desk Reception	Beth Kohler
Arizona Head Groundskeeper	Chad Huss

Minor League Coaching Staff

Managers	Fran Riordan (LV), Gregorio Petit (MID), Craig Conklin (LAN), Javier Goddard (STK), Tim Esmay (ACL), Cooper Goldby (DSL)
Pitching Coaches	Bryan Corey (LV), Paul Abbott (MID), Don Schulze (LAN), Gabriel Ozuna (STK), Jim Gott (ACL), David Brito (DSL)
Hitting Coaches	Brian McArn (LV), Juan Dilone (MID), Kevin Kouzmanoff (LAN), Ron Witmeyer (STK), Mike Benjamin (ACL), Radhame Perez (ACL), Adam Rosales (ACL), Gunnar Buhner (DSL), Jose Vicente (DSL)
Assistant Hitting Coaches	Jason Camilli (LV), Darryl Kennedy (MID), Ruben Escalera (LAN), Luis Baez (STK)
Assistant Pitching Coaches	Bronswell Patrick (LV), Dave Burba (ACL)
Infield Coaches	Franklin Font (ACL), Carlos Casimiro (DSL)
Outfield Coach	Rafael Fortunato (DSL)
Head Athletic Trainers	Dave Comeau (LV), Jacob Routhier (LV), Eric Fasth (MID), Noah Huff (LAN), Audyanna Merrick (STK), Rachel Purcell (ACL), Rakhon Sung (ACL), Daniel Hernandez (DSL)
Assistant Athletic Trainer	Mario Clime (DSL)
Sport Performance Coaches	Steven Thayer (LV), Jake Kistaitis (MID), Jonathan Christensen (LAN), Nate Penaranda (STK), Haley Marquardt (ACL), Andres Tarazona (DSL)
Assistant Sport Performance Coaches	Curtis Caldwell (ACL), Tomy Arias (DSL)

COMMUNICATIONS, COMMUNITY AND MARKETING

Vice President, Marketing, Communications and Community	Catherine Aker
Executive Assistant	Lupita Rodriguez

Communications

Director of Communications	Erica George
Director, Baseball Communications	Mark Ling
Director, Social Media	Michael Alcaraz
Baseball Information Manager	Mike Selleck
Baseball Communications Manager	Olivia Hummer
Baseball Communications Coordinator	Greg Korn
Social Media Coordinator	Mason Platt

Community Engagement

Senior Director, Community	Stephanie Gaywood
Senior Manager, Community	Whitney Campbell
Coordinator, Youth Baseball and Softball	Ryan McCahan
Coordinator, Community Engagement	Annalise Lyons

Marketing

Senior Director, Marketing & Advertising	Vittorio DeBartolo
Marketing Manager	Parker Preston
Marketing Coordinator	Kira Griffin
Marketing Project Coordinator	Cecily Mitchell
Team Photographer	Michael Zagaris

Advertising

Creative Director	John Lemein
Graphic Designer	Kristin Shum
Video Producers	Evan Balugo, Andrew Sanchez

Broadcasting

Coordinating Producer, Broadcasting	D'Aulaire Louwerse
Multimedia Producer	Cody Elias
Broadcasting and Media Content Coordinator	Ray Jensen
Senior Broadcast Producer and Host	Chris Townsend
Team Announcers	Ken Korach, Vince Cotroneo, Dallas Braden, Johnny Doskow
Multimedia Reporter	Jessica Kleinschmidt
Radio Engineers	Michael Baird, Kevin Curran

Ballpark Entertainment & Video Contest

Senior Manager, Productions	Justin Marshall
Ballpark Entertainment Producer	Shaun Tatz
Ballpark Entertainment Production Coordinator	Charlie Kenneweg
Ballpark Events Coordinator	Isabella Vargas
Public Address Announcer	Amelia Schimmel
In-Game Host	Kara Tsuboi
Mascot	Stomper

CORPORATE PARTNERSHIPS

Vice President, Sales & Business Operations	Steve Fanelli
---	---------------

Business Analytics

Senior Director of Business Analytics	Mark Bashuk
Senior Manager, Ticket Solutions	Austin Redman
Senior Manager, Business Analytics	Anne Marie Rowe
Business Operations Analyst	Kelsey Moeller
CRM Coordinator	Sofia Kurin

Ticket Sales

Senior Director, Ticket Sales	Josh Feinberg
Manager, Ticket Sales	Gavin Lituchy
Ticket Sales Coordinator	Noah Berk
Senior Account Executive, Business Development	Parker Newton
Account Executives	Dominic DeAnda, Sean Dobbyn, Ethan Eliason, Matt Musoni, Nick Sakoda, Simon Siggins-Bell, Carly Wade

Spring Training Business Operations

Director, Spring Training Business Operations	Joe Pun
---	---------

Ticket Services

Premium Services Manager	Niko Domingo
--------------------------------	--------------

Ticket Operations

Senior Director, Ticket and Premium Operations	Josh Ziegenbusch
Director of Ticket Operations	David Adame
Ticket Operations Coordinator	Keith Barnard

Corporate Partnerships

Senior Director of Corporate Partnerships	Greg Rieber
Manager, Corporate Partnerships	Jack Barbour
Managers, Partnership Marketing	Erika Cruz, Jonathan Labastida
Coordinator, Partnership Marketing	Savannah Fried

STADIUM OPERATIONS

Vice President, Stadium Operations	David Rinetti
Senior Director of Stadium Operations	Paul LaVeau
Director, Stadium Operations Events	Kristy Ledbetter
Director, Guest Services	Elisabeth Aydelotte
Director, Security	Jason Silva
Director of Concessions & Merchandise	Nicole Morgan
Senior Manager of Stadium Services	Randy Duran
Manager of Authentication	Erik Farrell
Guest Services Coordinators	Robert Towne
Stadium Operations Systems Coordinator	Gokulesh Killer
Stadium Operations Coordinators	Chris Eckard, Olivia Ortiz-Ortiz
Stadium Operations Event Coordinator	Isiah Clement
Stadium Services Assistant	Isaias Del Toro
Stadium Operations Scheduler	Dawn Silva
Head Groundskeeper	Clay Wood
Assistant Head Groundskeeper	Samuel Turner

LEGAL , PEOPLE OPERATIONS AND TECHNOLOGY

Chief Legal Officer	D'Lonra Ellis
---------------------------	---------------

Legal

Associate General Counsel	Rhean Fajardo
Legal Counsel	Stephen Wilson
Risk Manager	Marla Perez

People Operations

Senior Director of People Operations & Talent	Adam Scoggan
Senior Manager, People Operations & Total Rewards	Lauren Cracraft-Capenhurst
People Operations Business Partner, Benefits & Baseball Operations	Eric Jordan
Manager, Talent Acquisition	Taek Yun
Manager, People Operations Business Partner	Diane Binder
People Operations Coordinator	J'ley Fagalar

Technology

Senior Director, Technology	Jody Johnson
Senior Director, Engineering & Multimedia Services	David Don
Senior Systems Administrator	Joshua Wilson
Engineer & Multimedia Services	Charlie Magaña
IT Support Administrator	Michael Espinoza
Business Analyst	Alex Erskine

ADMINISTRATION

Coordinator of Project Activation	Fallan Groth
---	--------------

FINANCE

Vice President of Finance	Matthew Causey
---------------------------------	----------------

Finance and Accounting

Controller	Thomas Hicks
Senior Director of Finance	Kasey Jarcik
Senior Manager, Payroll	Rose Dancil
Senior Payroll Specialist	Desiree Powers
Senior Accountant	Danna Mouat
Senior Revenue Accountant	Naima Peterson
Accounting Manager	Bettina David
GL Accountant	Tsibah Yehdego
Accounts Payable Coordinator	Carlos Hidalgo
Senior Financial Analyst	Ameela Li
Jr. Accountant	Marvin Hernandez

DAVID KAVAL

President

[@DaveKaval](#) [DaveKaval](#)



On Nov. 17, 2016, David Kaval was named the seventh president in the history of the Oakland Athletics.

In his eight seasons, Kaval has played a key role in guiding the organization through a transformative journey. He introduced various fan experience initiatives and ticket programs, hosted MLB’s first completely free game, and attracted the largest crowd in Oakland Coliseum history with 56,310 fans attending the game against the San Francisco Giants on July 21, 2018. Additionally, he initiated programs to honor the team’s history, such as naming the playing surface at the Coliseum Rickey Henderson Field; establishing the Athletics Hall of Fame; retiring Oakland native Dave Stewart’s number; and appointing Henderson, Stewart, Rollie Fingers, and Dennis Eckersley as special assistants.

Currently, Kaval leads the Club’s efforts to construct a new ballpark for the Athletics. Over six years, the Club invested unprecedented time and resources to develop a waterfront ballpark in Oakland. In 2021, MLB instructed the A’s to explore Las Vegas while still pursuing a ballpark in Oakland. In June 2023, the Nevada Governor signed SB 1, the A’s public-private partnership bill supporting the proposed ballpark in Las Vegas. Alongside the legislation, the A’s entered an agreement to build a ballpark on the Tropicana site. In November 2023, MLB approved the A’s relocation to Las Vegas, and the Club is set to open their new Las Vegas ballpark in 2028.

Kaval previously served as the president of the San Jose Earthquakes of Major League Soccer. He oversaw the business and soccer sides of the franchise and represented the club on the Major League Soccer Board of Governors. He continues to serve as a Board Member of the San Jose Earthquakes.

During his time with the Quakes, the team won the 2012 Supporters’ Shield, which is awarded to the MLS team with the best regular season record. His success with the team culminated in the opening of Avaya Stadium – the Quakes’ \$100M privately financed soccer stadium – on March 22, 2015. Kaval developed the innovative \$20M naming rights partnership with Avaya, which helped create the first cloud-enabled stadium. The Guinness World Record groundbreaking ceremony occurred on October 21, 2012, with 6,256 participants on hand digging into the ground. Since opening its gates, Avaya Stadium (now Paypal Park) has held numerous events, including the 2016 MLS All-Star Game and World Cup Qualifiers. The 18,000-seat venue also houses the largest outdoor bar in North America and is now home to Bay FC of the NWSL.

Prior to joining the Earthquakes, Kaval founded the independent Golden Baseball League (GBL) in 2003. Memorable GBL alumni include Hall of Famer Rickey Henderson, Jose Canseco, Daniel Nava, Jose Lima, and Mark Prior. Kaval has also spent time in the Office of the President of the United States in Washington, D.C., where he worked on the National Security budget as part of the Office of Management and Budget (OMB).

He serves on a number of boards, including the Bay Area Council, the National Governing Board of the Positive Coaching Alliance (PCA) and the Young Presidents’ Organization (YPO).

In 2000, Kaval co-authored a book entitled “The Summer that Saved Baseball,” which highlights a tour of all 30 Major League Baseball stadiums in the summer of 1998. He is also a lecturer in management at the Stanford Graduate School of Business (GSB) where he’s taught sports management for over a decade.

A native of Cleveland, Ohio, Kaval earned a B.A. with honors in International Relations and an M.B.A. from Stanford University.

OAKLAND A’S PRESIDENTS

President	Years
Charles O. Finley	1968-80
Roy Eisenhardt	1981-86
Walter J. Haas	1990-92
Sandy Alderson	1993-95; 1997-98
Steve Schott	1996
Michael Crowley	1998-2016
David Kaval	2017-present

BILLY BEANE

Senior Advisor to the Managing Partner

Billy Beane enters his second season as Senior Advisor to the Managing Partner after running the Club's baseball operations since 1997. He spent 18 seasons as General Manager followed by a seven-year stint as Executive Vice President of Baseball Operations.

Under his watch, the A's compiled a 2072-1874 (.525) record over the last 25 years including seven American League West titles (2000; 2002-03; 2006; 2012-13, 2020) and four AL Wild Card spots (2001; 2014; 2018; 2019).

Beane received MLB's inaugural Executive of the Year award in 2018 and was named Major League Executive of the Year by Baseball America two times (2002; 2013) and The Sporting News Executive of the Year three times (1999; 2012; 2018). He also earned MLB.com's Greatness in Baseball Yearly (GIBBY) Award as the 2012 MLB Executive of the Year and the 2012 Legacy Awards' Rube Foster Award as AL Executive of the Year, presented by the Negro League Baseball Museum.

A native of San Diego, Calif., Beane attended Mt. Carmel High School and UC San Diego, where he studied economics. Billy and his wife, Tara, reside in Danville, Calif., with their twins, Brayden and Tinsley. His daughter, Casey, is a graduate of Kenyon (Ohio) College.



RICKEY HENDERSON

Special Assistant to the President

Rickey Henderson enters his seventh season as Special Assistant to the President. In this role, Henderson assists A's President Dave Kaval in promoting the Oakland Athletics brand, in addition to continuing his duties as roving on-field instructor.

During Henderson's 25-year Hall-of-Fame playing career, he spent 14 seasons with the Green and Gold. Henderson made 10 All-Star teams, won two World Series championships, one AL MVP (1990), one Gold Glove Award (1981), three Silver Slugger awards (1981, 1985, 1990) and one ALCS MVP Award (1989). He holds the record for most career stolen bases (1,406), runs scored (2,295) and lead-off home runs (81), as well as the single-season stolen base record (130, 1982). For his career, Henderson hit .279 with 3,055 hits, 297 home runs, 1,115 RBI, 1,406 stolen bases and 2,295 runs scored. In 2009, he was elected to the Baseball Hall of Fame on the first ballot with 94.8% of the vote.

The 2024 season is the seventh anniversary of the Oakland A's naming the playing surface at the Coliseum after Henderson. It was christened Rickey Henderson Field on Opening Day in 2017.

Following his playing career, Henderson joined the New York Mets as a special instructor in 2006 before being promoted to first base coach in 2007.



ATHLETICS RETIRED NUMBERS

No.	Player	Date Retired
9	Reggie Jackson	May 22, 2004
24	Rickey Henderson	August 1, 2009
27	Jim "Catfish" Hunter	June 9, 1991
34	Rollie Fingers	July 5, 1993
34	Dave Stewart	Sept. 11, 2022
43	Dennis Eckersley	August 13, 2005

BASEBALL OPERATIONS

DAVID FORST

General Manager

David Forst begins his 25th season with the Athletics and his second as the organization's head of baseball operations. Forst enters his ninth season as General Manager after being appointed to the position on Oct. 5, 2015. The A's have made 11 postseason appearances since Forst joined the organization in 2000, including six times in the last 11 seasons.

The A's 11 postseason appearances since Forst's arrival in the 2000 season are tied with Houston for fifth most among all Major League teams, trailing only New York-AL (19), St. Louis (16), Los Angeles-NL (15) and Atlanta (15).

In the eight seasons since Forst was appointed General Manager, A's players have won nine player of the week awards, five pitcher of the month awards, three reliever of the month awards, two rookie of the month awards, six gold gloves, two platinum gloves, one home run title, one reliever of the year award, and one outstanding designated hitter award.

OAKLAND A'S HEAD OF BASEBALL OPERATIONS

Name	Years
Charles O. Finley	1968-79
Billy Martin	1980-82
Walt Jocketty, Dick Wincek	1983
Sandy Alderson	1983-97
Billy Beane	1997-2022
David Forst	2023-present

Forst runs all of the Club's baseball operations, including player acquisitions, contract negotiations and player evaluations, as well as overseeing all other day-to-day operations. Prior to his promotion, Forst spent 12 seasons as assistant general manager after serving as an assistant to the general manager and coordinator of professional scouting.

The 47-year-old Forst graduated Cum Laude from Harvard University in 1998 with a Bachelor of Arts degree in sociology. He played baseball for the Crimson for four seasons and earned third team All-America honors as a senior in 1998 when he finished the season hitting .406 with a 1.061 OPS including five home runs, 12 steals, and nine walks. He also played for the Springfield (Ill.) Capitals of the Frontier League in 1998 and 1999 where he combined to hit .288 in 147 career games.

A native of Encino, Calif., Forst resides in Berkeley, Calif., with his wife, Rebe, son, Judah, and daughter, Sasha.



TRADES MADE IN THE DAVID FORST ERA

(Includes trades since he was named General Manager on Oct. 5, 2015)

2015

Nov. 20	Liam Hendriks acquired from Toronto for Jesse Chavez.
Nov. 25	Jed Lowrie acquired from Houston for minor leaguer Brendan McCurry.
Dec. 2	Yonder Alonso and Marc Rzepczynski acquired from San Diego for Drew Pomeranz, Jose Torres and a player to be named later (Jabari Blash).
Dec. 8	Evan Scribner traded to Seattle for minor leaguer Trey Cochran-Gill.
Dec. 9	J.B. Wendelken and minor leaguer Zack Erwin acquired from the Chicago White Sox for Brett Lawrie.

2016

Feb. 12	Khris Davis acquired from Milwaukee for minor leaguers Bubba Derby and Jacob Nottingham.
Feb. 25	Chris Coghlan acquired from the Chicago Cubs for Aaron Brooks.
June 9	Chris Coghlan traded to the Chicago Cubs for Arismendy Alcantara.
July 30	Billy Burns traded to the Kansas City Royals for Brett Eibner.

Aug. 1	Rich Hill and Josh Reddick traded to the Los Angeles Dodgers for Jharel Cotton, Frankie Montas and minor leaguer Grant Holmes.
Aug. 25	Marc Rzepczynski and cash traded to Washington for minor leaguer Max Schrock.
Aug. 31	Coco Crisp and cash traded to Cleveland for minor leaguer Colt Hynes.
Nov. 12	Paul Blackburn acquired from Seattle for Danny Valencia.

2017

Jan. 26	Dillon Overton traded to Seattle for minor leaguer Jason Goldstein.
July 16	Sean Doolittle and Ryan Madson traded to Washington for Blake Treinen and minor leaguers Sheldon Neuse and Jesus Luzardo.
July 31	Sonny Gray traded to the New York Yankees with \$1.5 million international bonus slot cash in exchange for Dustin Fowler, Jorge Mateo and minor leaguer James Kaprielian; Adam Rosales traded to Arizona for minor leaguer Jeferson Mejia.
August 6	Yonder Alonso traded to Seattle for Boog Powell.

August 15 Chris Hatcher acquired from the Los Angeles Dodgers for \$500,000 international slot money.

August 23 Rajai Davis traded to Boston for minor league outfielder Rafael Rincones.

Nov. 15 Ryon Healy traded to Seattle for Emilio Pagan and minor leaguer Alexander Campos.

Nov. 22 Jaycob Brugman traded to Baltimore for a player to be named later (minor leaguer Jake Bray on Dec. 19).

Dec. 11 Joey Wendle traded to Tampa Bay for a player to be named later (minor leaguer Jonah Heim on Dec. 19).

Dec. 14 Stephen Piscotty acquired from St. Louis for Yairo Muñoz and minor leaguer Max Schrock.

2018

Jan. 29 Ryan Buchter, Brandon Moss and cash acquired from Kansas City for Jesse Hahn and Heath Fillmyer.

March 31 Josh Lucas acquired from St. Louis for minor league pitcher Casey Meisner.

April 19 Trayce Thompson traded to the Chicago White Sox for cash or a player to be named later.

April 25 Wilmer Font acquired from the Los Angeles Dodgers for minor league pitcher Logan Salow.

May 25 Wilmer Font traded to Tampa Bay for minor league pitcher Peter Bayer.

July 21 Jeury's Familia acquired from the New York Mets for minor leaguers Bobby Wahl and Will Toffey and \$1,000,000 international slot money.

Aug. 5 Shawn Kelley and cash considerations acquired from Washington for international slot money.

Aug. 6 Mike Fiers acquired from the Detroit Tigers for two players to be named later (minor league pitchers Nolan Blackwood on Aug. 6 and Logan Shore on Sept. 19).

Aug. 9 Fernando Rodney acquired from the Minnesota Twins for minor leaguer Dakota Chalmers.

Aug. 31 Cory Gearrin acquired from Texas for minor league pitchers Abdiel Mendoza and Teodoro Ortega.

Sept. 3 Aaron Brooks acquired from Milwaukee for cash considerations.

Nov. 20 Tanner Anderson acquired from Pittsburgh for a player to be named later (minor leaguer Wilkin Ramos on Dec. 1).

Dec. 21 Acquired Jurickson Profar from Texas in a three-team trade in which the A's sent minor leaguer Eli White and international bonus slot cash to Texas and pitcher Emilio Pagan and the A's Competitive Balance Round A pick in the 2019 First-Year Player Draft to Tampa Bay; Rangers sent minor leaguer Rollie Lacy to the Rays and Tampa Bay sent minor leaguers Kyle Bird, Brock Burke and Yoel Espinal to Texas.

2019

March 27 Kendrys Morales and cash considerations acquired from the Toronto Blue Jays for minor league infielder Jesus Lopez and international slot money.

May 14 Kendrys Morales and cash traded to the New York Yankees for a player to be named later or cash considerations.

July 14 Homer Bailey acquired from Kansas City for minor leaguer Kevin Merrell.

July 27 Jake Diekman acquired from the Kansas City Royals for minor league pitcher Ismael Aquino and minor league outfielder Dairon Blanco.

July 31 Tanner Roark and cash considerations acquired from the Cincinnati Reds for minor league outfielder Jameison Hannah.

Nov. 23 Jharel Cotton traded to the Chicago Cubs for cash considerations.

Dec. 2 Austin Allen and a player to be named later (minor leaguer Buddy Reed on Dec. 12) acquired from the San Diego Padres for Jurickson Profar.

Dec. 12 Vimala Machin acquired from the Philadelphia Phillies in exchange for cash considerations.

2020

Jan. 13 Tony Kemp acquired from the Chicago Cubs for minor leaguer Alfonso Rivas.

Feb. 15 Burch Smith acquired from the San Francisco Giants for cash considerations.

June 30 Jorge Mateo traded to the San Diego Padres for a player to be named later (minor leaguer Junior Perez on Nov. 5).

Aug. 28 Tommy La Stella acquired from the Los Angeles Angels for Franklin Barreto.

Aug. 31 Mike Minor and cash acquired from the Texas Rangers for two players to be named later (minor leaguers Dustin Harris and Marcus Smith on Sept. 18) and international slot money.

2021

Jan. 14 Nik Turley acquired from the Pittsburgh Pirates for cash considerations

Jan. 30 Cole Irvin acquired from the Philadelphia Phillies for cash considerations

Feb. 6 Elvis Andrus, Aramis Garcia and cash acquired from the Texas Rangers for Khris Davis, Jonah Heim and minor leaguer Dane Acker

Feb. 12 Adam Kolarek and minor leaguer Cody Thomas acquired from the Los Angeles Dodgers for Sheldon Neuse and minor leaguer Gus Varland

Feb. 24 Dustin Fowler traded to the Pittsburgh Pirates for cash considerations

May 5 Skye Bolt acquired from the San Francisco Giants for cash considerations

July 26 Andrew Chafin acquired from the Chicago Cubs with cash considerations for Greg Deichmann and minor leaguer Daniel Palencia

July 28 Starling Marte acquired from the Miami Marlins with cash considerations for Jesús Luzardo

July 30 Yan Gomes and Josh Harrison acquired from the Washington Nationals with cash for minor leaguers Richard Guasch, Drew Millas and Seth Shuman

Nov. 19 Brent Honeywell acquired from the Tampa Bay Rays for cash considerations

2022

Mar. 12 Adam Oller and minor leaguer J.T. Ginn acquired from the New York Mets for Chris Bassitt

Mar. 14 Cristian Pache and minor leaguers Ryan Cusick, Joey Estes and Shea Langeliers acquired from the Atlanta Braves for Matt Olson

Mar. 16 Zach Logue, Kevin Smith, Kirby Snead and minor leaguer Gunnar Hoglund acquired from the Toronto Blue Jays for Matt Chapman

April 3 Sean Manaea and minor leaguer Aaron Holiday traded to the San Diego Padres for Adrian Martinez and minor leaguer Euriel Angeles

July 9 Christian Bethancourt traded to the Tampa Bay Rays for minor leaguers Christian Fernandez and Cal Stevenson

Aug. 1 Frankie Montas and Lou Trivino traded to the New York Yankees for Luis Medina, JP Sears, minor leaguer Cooper Bowman and minor leaguer Ken Waldichuk

- Dec. 6 Chad Smith acquired from the Colorado Rockies for minor leaguer Jeff Criswell
- Dec. 12 Kyle Muller, Manny Piña, Freddy Tarnok and minor leaguer Royber Salinas acquired from Atlanta and Esteury Ruiz acquired from Milwaukee as part of a three-team, nine-player deal in which the A's traded Sean Murphy to Atlanta and Joel Payamps to Milwaukee and the Atlanta sent William Contreras and minor leaguer Justin Yeager to Milwaukee; Virmael Machin designated for assignment
- Dec. 15 Yonny Hernandez traded to the Los Angeles Dodgers for cash considerations

2023

- Jan. 26 Cole Irvin and minor leaguer Kyle Virbitsky traded to the Baltimore Orioles for minor leaguer Darell Hernaiz
- Feb. 11 JJ Bleday acquired from the Miami Marlins for A.J. Puk
- Mar. 29 Billy Sullivan acquired from the Philadelphia Phillies for Cristian Pache

- April 19 Cal Stevenson traded to the San Francisco Giants for cash considerations
- April 23 Sam Long acquired from the San Francisco Giants for cash considerations
- July 19 Shintaro Fujinami traded to the Baltimore Orioles for minor league pitcher Easton Lucas
- July 31 Sam Moll traded to the Cincinnati Reds for minor league pitcher Joe Boyle; Jace Peterson traded to the Arizona Diamondbacks for minor league pitcher Chad Patrick
- Nov. 15 Abraham Toro acquired from the Milwaukee Brewers for minor league pitcher Chad Patrick

2024

- Feb. 2 Ross Stripling and cash acquired from the San Francisco Giants for minor league outfielder Jonah Cox
- Feb. 6 Jonah Bride traded to the Miami Marlins for cash considerations

DAN FEINSTEIN

Assistant General Manager, Major League and International Operations



Dan Feinstein enters his ninth season as assistant general manager, major league and international operations and 23rd overall in the Athletics organization. He was promoted to assistant general manager after four years as director of professional scouting/baseball development. Feinstein's primary role is to assist David Forst in all aspects of baseball operations, including roster construction, contract negotiations, arbitration, trade analysis and the interpretation of MLB rules.

In addition, he oversees the A's international scouting efforts in Latin America, Asia and Europe, as well as the team's professional scouting staff.

This is Feinstein's second stint with the A's, having previously served in a variety of capacities from 1994-2004, including the role of assistant, amateur scouting and video coordinator. He spent the 2005 season as coordinator, baseball operations for the Los Angeles Dodgers and was director, baseball operations for the Tampa Bay Rays for six seasons from 2006-11 prior to rejoining the A's in 2012.

A native of Lafayette, Calif., he attended UC Davis and earned a degree in Medieval European History. Feinstein resides in Lafayette with his wife, Meghan, and two children, Will (13) and Charlotte (8).

BILLY OWENS

Assistant General Manager/Director of Player Personnel



Billy Owens begins his 26th season with the Athletics and his ninth as assistant general manager/director of player personnel. He was promoted to the position after spending the previous 12 seasons as director of player personnel. Owens' responsibilities include providing input and recommendations for potential trades and free agent signings, along with evaluation in the area of amateur scouting.

Prior to moving into a front office position, Owens spent five seasons as a hitting coach in the A's minor league system, with stops at Southern Oregon (1999), Vancouver (2000-01) and Arizona (2002-03). In addition to his coaching duties, Owens also assumed scouting responsibilities as an area scout and was promoted to East Coast Scouting Coordinator in 2003.

A third round pick (72nd overall) by the Baltimore Orioles in the 1992 June Draft, Owens played seven seasons of minor league ball with the Baltimore (1992-96) and Houston organizations (1997-98) before joining the A's as an area scout.

A native of San Jose, Calif., Owens attended the University of Arizona, where he played both baseball and football. He was a football, basketball and baseball standout at Bellarmine College Preparatory and is a member of the school's hall of fame. Billy O makes his off-season home in Scottsdale, Ariz.

ROB NABERHAUS

Assistant General Manager, Baseball Development and Technology

Rob Naberhaus is entering his 12th year with the Athletics and third as assistant general manager, baseball development and technology. In this role, he oversees all aspects of the data and technology development within baseball operations.

Naberhaus previously served as architect, then director of baseball systems from 2012-19, and senior director, baseball development and technology from 2020-21, and continues to oversee the design and creation of all analytics tools used by baseball operations. Prior to coming to Oakland, Rob spent four years with the Tampa Bay Rays in their baseball systems department. He had previously worked in IT consulting with Accenture from 2004-08.

A graduate of the University of Nebraska-Lincoln, Naberhaus resides in Scottsdale, Ariz., with his wife, Erin, and son, Gareth.



ED SPRAGUE

Director of Player Development

Entering his ninth season with the A's, 2023 will be Sprague's fifth season as director of player development after serving as assistant director of player development & coordinator of on-field analytics to director of player development during the 2019 season. He previously served the A's as instruction coordinator from 2016-18. He oversees the development and evaluation of players throughout the A's farm system, which consistently ranks among the best in the game. He also coordinates field instruction for the entire minor league system.

Sprague previously served as head coach at the University of Pacific from 2004-15, during which his teams posted an overall record of 250-406. During his tenure, 21 of his players were selected in the Major League Baseball Draft, with multiple players currently active in the professional ranks. He guided Pacific to one of the best seasons in program history in 2010, finishing with a 31-23 overall record that included a new program record of 31 victories over Division I opponents. In addition to his on-field success, he spearheaded the campaign to build an on-campus home field for the Tigers, with Klein Family Field opening on April 18, 2006.

While a student-athlete at Stanford, the baseball program won back-to-back national titles in 1987 & 1988, and he was a member of Team USA Baseball that won an Olympic Gold Medal in Seoul in 1988. After being drafted by Toronto in the first round of the 1988 draft out of Stanford, Sprague played 11 years in the Major Leagues with the Blue Jays, A's, Pirates, Padres, Red Sox and Mariners. He was an integral part of the Blue Jays teams that won back-to-back World Series in 1992-93 and was named a National League All-Star in 1999 with the Pirates. Sprague and his wife Kristen reside in Lodi, Calif. They have four children: daughters Payton and Paris, and sons Jed and John.



ERIC KUBOTA

Director of Scouting

Eric Kubota is in his 39th season with the Athletics organization and his 23rd as director of scouting.

Kubota has overseen the club's last 22 drafts that have produced dozens of players who have risen to the major leagues with various clubs, including current A's Seth Brown (2015), Nick Allen (2017), Jonah Bride (2018), Hogan Harris (2018), Lawrence Butler (2018), Tyler Soderstrom (2020), Mason Miller (2021), and Zack Gelof (2021).



In January 2014, Kubota was honored as Scout of the Year by the Santa Clara County Hot Stove Committee and in 2022 he was named the Scout of the Year by the Scout of the Year Foundation.

Prior to assuming his current position, Kubota served as the club's supervisor of international scouting for three seasons, overseeing the scouting staff and player evaluations in the Dominican Republic and Venezuela.

Kubota, 59, began his baseball career in June of 1984 while he was an undergraduate at the University of California, Berkeley, spending the better part of six seasons working in the A's media relations department. In November of 1989, he joined the baseball operations staff as an assistant director of scouting, handling daily administrative duties of the scouting department, including preparation work for the Rule 4, Rule 5 and June drafts, compiling the team's prospect book and preparing statistical information.

He was elevated to Pacific Rim coordinator in November of 1996, where he acted as a liaison between the A's and Asian baseball teams in addition to his scouting duties in Northern California and Hawaii.

Eric graduated from Cal in 1986 with a bachelor of arts degree in political science. He resides in Rocklin, Calif., with his wife, Karen, and their two children.

MANNY COLÓN

Director of Minor League Operations

Manny Colón enters his third year as Director of Minor League Operations for the A's. In this role, he oversees all minor league logistics including the team's facility in Mesa, Ariz., as well as the Club's relationships with its minor league affiliates.

Prior to joining the A's, Manny spent 19 seasons with the Miami Marlins, most recently as Director of Team Travel. He joined the Marlins in 2002 as a marketing intern before eventually working his way up to the role of Manager of Player Development & International Operations prior to being promoted to travel director in 2010.

A graduate of the University of Tennessee at Martin, Colón also has a master's in sport administration from St. Thomas University in Miami, Fla. He has been an adjunct professor and guest lecturer at various local universities over the past 10 years, and is currently on the advisory board of Arte Publico Press, the largest Latino publisher of contemporary and recovered literature by U.S. Latino authors.

The Monterey, Calif., native has three children, Melanie, Jason and Matias, with his wife, Edmarie.



RAYMOND ABREU

Director of Latin American Operations

Raymond Abreu is entering his 30th season with the Athletics and has served as the team's director of Latin American operations for the past 20 years.

In this dual role, Raymond oversees both the day-to-day working function of the Athletics Academy in La Victoria and also supervises player development and the A's scouting efforts throughout the Dominican Republic. He has been with the Athletics since the inception of the Academy in 1994.

Abreu concluded a five-year stint as the General Manager of the Toros del Este, a professional team in the Liga de Beisbol Dominicano which competes during the winter months.

He has also previously spent time as the GM of Leones de Escogido. Abreu holds a Business Management degree from Saint Peter's University. A native of Jersey City, N.J., Abreu resides in Santo Domingo, D.R., with his wife, Azalia, and three daughters, Isabella, Emma and Mila.



CHRIS PITTARO

Special Assistant to the General Manager

Chris Pittaro enters his 33rd season in the Oakland organization, his 13th as a special assistant to the general manager. Prior to being named to his current position, Pittaro served as director of professional scouting for five years.

He spent the previous six seasons as national field coordinator after serving as an area scout and national cross checker with the Athletics since 1991.

In 2012, Pittaro was inducted into the Professional Baseball Scouts Hall of Fame.

Selected by the Detroit Tigers in the 1982 June First Year Player Draft, Pittaro made his Major League debut with the Tigers in 1985, batting .242 in 28 games. He was traded to the Minnesota Twins in 1986 and spent parts of the '86 and '87 seasons on the Twins big league roster. He retired during the 1988 season.

Pittaro attended the University of North Carolina from 1980-82 before signing with the Tigers following his junior season. After he retired as a player in 1988, he enrolled in Rider College in New Jersey where he obtained a bachelor of science degree in finance in 1991, graduating Summa Cum Laude. Pittaro is a native of Hamilton, N.J., and has three children; Erica, Giana and CJ.



GRADY FUSON

Special Assistant to the General Manager

Grady Fuson, former Oakland Athletics scouting director and one of the game's most respected scouts and baseball executives, returned for his second stint with the A's in 2010 as a special assistant to the general manager.

After beginning his career as an area scout with Oakland in 1982, he has now spent 32 seasons with the A's organization, including seven years as scouting director from 1995-2001.

Prior to his current stint with the Athletics, he served as vice president of scouting and player development with San Diego from 2006-09, after joining the Padres in 2005 as a special assistant to the general manager. His first stint with the A's ended in 2002, when he joined the Texas Rangers as assistant general manager, spending three seasons in charge of the Rangers scouting and player personnel.

In January of 2020, he was honored with the Legends in Scouting Award by the Professional Baseball Scouts Foundation. In 2017, Fuson was named the recipient of the 10th annual Sheldon "Chief" Bender Award, which is given by Minor League Baseball to a person with distinguished service who has been instrumental in player development. He also was named the West Coast Scout of the Year at the 2017 Baseball Winter Meetings in Orlando, which is an award voted on by scouting directors across baseball. The Scout of the Year program—which was founded in 1984 by Tony Pacheco, Jim Russo and Hugh Alexander—recognized members of the scouting community for their excellence in scouting, years of service and professionalism in the performance of the job.

After a two-year stint playing in the minor leagues, Fuson became head baseball coach at the University of Puget Sound in Washington before originally joining the A's franchise. During his tenure in Oakland, he has played a prominent role in drafting such players as Eric Chavez, Tim Hudson, Mark Mulder and Barry Zito, which provided the impetus for the franchise to feature five playoff teams over a seven-year period from 2000-06.



STEVE SHARPE

Director, International Scouting

Steve Sharpe enters his 20th year with the Oakland Athletics and second season as the Director of International Scouting. He was selected by the A's in the 11th round of the 2004 First-Year Player Draft out of the University of Central Missouri, where he was a 1st Team All-American that same year, and later inducted into the UCM Baseball Diamond Club in 2019.

After spending seven seasons playing in the A's system, and achieving success as a three-time All-Star including the Northwest League (2004), Midwest League (2006) and Texas League (2007), he was hired by the Oakland Athletics, bringing his expertise as a player, into the ranks of a professional scout. Sharpe's experience as a Venezuelan Winter League pitcher, coupled with his achievements in scouting, led him into the role of Special Assistant to Scouting and International Operations in 2020, covering all aspects of the A's International Scouting Department.

Sharpe resides near the Blue Ridge Mountains in Virginia, alongside his totally awesome wife, Laurel, and blessed with three sons, Samson, Solomon, and Simon Peter.



PAMELA PITTS

Director of Baseball Administration

Pamela Pitts enters her 43rd season in the organization and 32nd as director of baseball administration. Her responsibilities include managing the day-to-day business side of the baseball operations department, including governing all major and minor league staff contract administration, player records, waivers, payroll issues and transactions. She started her baseball career with the A's in November of 1981 as the minor league and public relations secretary. Pamela resides in Danville, Calif., with her husband, Dan Dunn.



PIKE GOLDSCHMIDT

Director, Baseball Development

Pike Goldschmidt enters his eighth year with the Athletics, his second as director, baseball development. He contributes across multiple areas of baseball operations, including technology and strategy implementation and contract negotiation.

Goldschmidt previously served as assistant director, research & analytics from 2017-19. Before Oakland, Pike worked as a baseball operations assistant for the Baltimore Orioles in 2016, following an internship with the Pittsburgh Pirates in 2015.

An East Bay native, Goldschmidt graduated from Amherst College in 2016, where he played on the Varsity Baseball team for four years. He lives in Oakland with his wife.



BEN LOWRY

Director, Research and Analytics

Ben Lowry enters his 10th season with the Oakland Athletics and second as director of research and analytics after spending three seasons as assistant director of research and analytics. In his current role, he oversees amateur draft analytics and provides input on potential player acquisition and transactions including trades, free agent signings, waiver claims and the Rule 5 draft. He also supports the implementation of new technologies at both the Major League and minor league level and oversees the intern hiring process. Prior to his time with the A's, Ben worked for the Houston Astros, Trackman Baseball and KPMG. A graduate of the University of Maryland, he currently resides in San Francisco.



DAVID JACKSON-HANEN

Senior Research Scientist

David Jackson-Hanen is entering his eighth year with the Athletics as senior research scientist in baseball operations. In this role, David works on developing and maintaining a number of internal statistical and analytical systems informing player evaluation and in-game strategy.

Prior to his current role, David worked as a consulting analyst for the A's. Before working in baseball, David was in graduate school and also worked as an analyst for the hedge fund Ellington Management LLC.

David has a Ph.D in Mathematics from the Massachusetts Institute of Technology and an AB in Mathematics from Harvard University. He resides in San Francisco.



HALEY ALVAREZ

Assistant Director, Scouting and Baseball Operations

Haley Alvarez enters her seventh season with the A's and her fifth as assistant director, scouting and baseball operations, where she leads the preparation and organization of MLB's Rule 4 Draft, completes assigned domestic and international scouting coverage and assists with the signing of international prospects. In addition to her day-to-day scouting responsibilities, Alvarez explores new sports science initiatives that aid in the development of professional players, assists with free agent signings and prepares and manages the baseball operations budgets.

She joined the A's as a scouting coordinator in 2017, becoming the first woman in the A's front office to be hired as a talent evaluator. Alvarez previously served as a baseball operations assistant with the Reds, following an internship with the Red Sox in 2016. She began her MLB career as a baseball operations intern with the Athletics in 2015.

The Bay Area native attended the Branson School in Ross, Calif., and is a graduate of the University of Virginia with a Bachelor of Science in Commerce from the McIntire School. Alvarez currently serves on the board of Family House San Francisco and resides in Marin County.



GREG LEDFORD

Coordinator, Scouting and Baseball Operations

Greg Ledford enters his seventh season with the Athletics and fifth as coordinator, scouting and baseball operations. In this role, he's primarily focused on day-to-day operations of the scouting department, with a specific focus on preparation for the MLB Draft. Additionally, Greg assists with arbitration. A graduate of Cal Poly San Luis Obispo, Ledford resides in Lafayette.



ALISON CHAPOT

Executive Administrator, Baseball Operations

Alison Chapot enters her fifth season in the organization as executive administrator. Her responsibilities include assisting with the day-to-day activities of the baseball operations department, including entering data in eBIS and managing minor league and employee contracts. She administers the College Scholarship Program and Continued Education Plan, and also provides executive-level administrative support. Alison resides in Walnut Creek, Calif.



SPORTS MEDICINE STAFF

BRIAN SCHULMAN

Director of Sports Medicine and Rehabilitation

Brian Schulman enters his second season as Oakland's director of sports medicine and rehabilitation after spending the previous 12 seasons as an assistant athletic trainer with the A's. He currently sits on the PBATS electronic medical records committee and in 2019 Schulman shared honors with Nick Paparesta and Jeff Collins as the Major League Athletic Training Staff of the Year award presented by PBATS. He was also one of the recipients of the 2012 PBATS President's Distinguished Service award for his work on Electronic Medical Records. Previously, he was an assistant athletic trainer at the University of California, Berkeley, from 2004-08 before being promoted to rehabilitation coordinator from 2008-10. He also served previous internships with the San Francisco 49ers in 2003-04 and the Los Angeles Dodgers in 2000, as well as being a graduate assistant trainer at Fresno State in 2001-03. He is a certified strength and conditioning coach (CSCS) from the NSCA and holds a bachelor's degree in political science from UC Santa Barbara (2001) and a master's in kinesiology from Fresno State (2003). He resides in San Ramon, Calif., with his wife, Megan, and their two sons, Luke and Gavin.



JEFF COLLINS

Head Athletic Trainer

Jeff Collins, 50, is in his 27th season within the A's organization and his eighth on the Major League staff. This will be the second season for Collins serving as the team's Head Athletic Trainer after spending six seasons as an assistant. Prior to his current role, Collins had spent 19 seasons in the A's organization, with 16 of those years as the Minor League Medical Coordinator. Collins also served as the Athletic Trainer for Short-Season Vancouver in 2004 and served in the same capacity for Single-A Visalia (2000) and Short-Season Southern Oregon (1998-99). Collins was honored by his peers as the PBATS Medical Coordinator of the Year in 2014 and again in 2016. In 2019, Collins was honored as a member of the PBATS Major League Athletic Training Staff of the Year. Collins holds a Bachelor of Science degree in Athletic Training from Southern Illinois University and received his Master of Science degree in Health, Wellness and Exercise Science at the University of Nevada. He is a certified member of the National Athletic Trainers' Association (NATA) and is a Licensed Athletic Trainer in the state of Arizona. Collins makes his off-season home in Illinois with his wife, Renea.



ELLIOT DIEHL

Assistant Athletic Trainer

Elliot Diehl enters his second season as a Major League Assistant Athletic Trainer for the A's. Prior to joining the Athletics, he spent the 2022 season as the Triple-A Athletic Trainer for The Phillies in Lehigh Valley. From 2019-21 he served as the Astros Minor League Assistant Medical Coordinator where he was tasked with overseeing the medical operations at the Astros Dominican Complex and assisted with all long term rehab cases in West Palm Beach, Fla. Also with the Astros, he made stops as a Minor League Athletic Trainer in Greeneville (2015-2016) and Quad Cities (2017-2018). After graduating from San Diego State University, he began his career in professional baseball as the Rehabilitation and Minor League Athletic Training Intern for the Philadelphia Phillies in Clearwater, Fla. for the 2014 season. Elliot was born and raised in San Jose, Calif.



BRAD LaROSA

Assistant Athletic Trainer

Brad LaRosa, 47, is entering his second season as an Assistant Athletic Trainer with the Oakland Athletics. Prior to this role, LaRosa spent the 2022 season with the El Paso Chihuahuas (Triple-A, San Diego), 2020-21 seasons as the Assistant Athletic Trainer with the Miami Marlins, 2008-19 with the Oakland A's in Triple-A (Sacramento/Nashville/Las Vegas), 2006-08 with the St. Louis Cardinals in Double-A (Springfield) and 2003-04 with the Florida Marlins (Carolina/Jupiter). LaRosa was honored by his peers as Athletic Trainer of the Year (2006, 2007 Texas League) (PCL 2012, 2016 and 2019) and was chosen as the Minor League Athletic Trainer of the Year in 2007. In his spare time he enjoys waterfowl hunting, golf and spending time with his family. LaRosa holds a Bachelor of Science in Kinesiology and received his Masters of Science in Education in Kinesiology from Southern Illinois University Edwardsville. He is a certified member of the National Athletic Trainers' Association (NATA) and Licensed in the state of Illinois. LaRosa makes his off-season home in Illinois with his wife Denise and their two daughters: Lydia and Emma.



JOSH CUFFE

Sport Performance Coach

Josh Cuffe enters his 13th season with the Athletics organization, his eighth as sport performance coach on the major league staff after spending the previous five seasons as the minor league strength and conditioning coordinator. He began his career in the Houston Astros organization and spent two seasons as strength coach at Salem (2005-06) before spending five seasons in the Arizona Diamondbacks farm system, where he was strength coach at South Bend (2007), Visalia (2008), Mobile (2009) and Reno (2010-11). Cuffe is a certified strength and conditioning coach (CSCS), registered strength and conditioning coach (RSCC) and corrective exercise specialist (CES) and holds a bachelor's degree in exercise science from Dakota State University. He resides in Chandler, Ariz., with his wife, Kindra, their daughter, Olive, and son, Lincoln.



JD HOWELL

Assistant Sport Performance Coach

JD Howell enters his 12th season with the Oakland Athletics and his first as the Assistant Sport Performance Coach after spending the last three seasons as minor league sport performance coordinator. In the year prior to joining the A's, Howell interned with Stanford University and Albright College in Reading, Pa. Howell graduated from East Stroudsburg University in East Stroudsburg, Pa., where he played football and majored in exercise science. A native of Northampton, Pa., Howell currently resides in Phoenix, Ariz., with his wife, Emily, and sons, Ronan and Maddox.



OZZIE LYLES

Major League Massage Therapist


Ozzie Lyles enters his 17th season as the Oakland A's team massage therapist. He previously worked several years with many professional athletes, while also studying and practicing sport and medical massage since 1992. He was employed at Oakbay Chiropractic in Oakland (1990-2009), and worked under the Oakland Raiders team orthopedic surgeon, Dr. Warren Strudwick (2004-09), and Dr. Steve Isono, the Olympic track and field orthopedic physician, in Emeryville. The Oakland, Calif., native also worked at Club One in Oakland.



ETHAN STEWART

Lead Sport Scientist & Biomechanist

Ethan Stewart enters his second season as lead sport scientist & biomechanist. He earned both his bachelors of science and masters of science in kinesiology from the University of Kentucky. Ethan is currently a doctoral candidate at Mississippi State University studying exercise science. Ethan spent the 2022 season as the Applied Biomechanist for the Cincinnati Reds and the 2020-21 seasons as the Player Performance Facilitator for the Baltimore Orioles. Ethan is originally from Carrollton, Ken. Ethan's wife Megan is the Assistant Director, Movement Solutions for the Milwaukee Brewers.



MEDICAL CONSULTANTS



Dr. Will Workman
Head Team
Physician



Dr. Grant Wang
Head Team Internist



Dr. Michael J. Freehill
Assistant Team
Orthopedist



Dr. Shannon McCune
Assistant Team
Internist



Dr. Pasha Jackson
Assistant Team
Internist



Dr. Douglas Freedberg
Arizona Orthopedic
Surgeon



Dr. Fred Dicke
Arizona Team
Internist



Dr. Allan Pont
Doctor Emeritus,
Consultant

CLUBHOUSE AND STAFF

MICKEY MORABITO

Director of Team Travel

Mickey Morabito enters his 45th season as the Athletics director of team travel. He is responsible for arranging the transportation and accommodations of the team during Spring Training and the regular season. He has the longest tenure among active Major League traveling secretaries. Morabito's career in professional baseball spans four decades, dating back to 1970 when he served as a batboy for the New York Yankees. He worked in the Yankees public relations department for seven seasons, working as an assistant from 1974-76 before taking over the director's duties in 1977. While with the Yankees, he managed the club's media relations efforts during the club's back-to-back World Championship seasons of 1977 and '78. Morabito joined the Athletics organization in the spring of 1980, handling dual roles as the club's director of public relations and traveling secretary. During his long career, he has been a part of six World Series teams, three with the A's and three with the Yankees. A native of Brooklyn, NY, Morabito attended Lafayette High School in Brooklyn and later earned his bachelor of arts degree in physical education from Hunter College in New York City. A fan of Frank Sinatra, Dean Martin, fine dining and hockey, Mickey makes his home in Alameda and Manhattan Beach with his wife, Barbara.



MATT WEISS

Director, Clubhouse and Equipment Operations

Matt Weiss enters his 30th season in the A's organization and his third as Director of Clubhouse and Equipment Operations. In this role, Weiss oversees all day-to-day operations of the home clubhouse at the Oakland Coliseum and Hohokam Stadium. He is just the fourth person to run the home clubhouse in Oakland A's history. Weiss spent the previous 17 years serving as umpire & clubhouse assistant after spending 10 years in the role of bat boy & clubhouse assistant. A Bay Area native, Weiss attended Moreau High School in Hayward and graduated from Cal State Hayward with a degree in recreation. Matt and his wife Susie have two children, Jack and Molly.



MIKE THALBLUM

Visiting Clubhouse Manager

The 2024 season marks Mike Thalblum's 44th season in the A's organization and his 31st as the visiting clubhouse manager. He began his baseball career when he was 13 years old, serving as a clubhouse assistant in the team's spring training clubhouse in Phoenix. In 1985, Thalblum relocated to Oakland to work in the visiting clubhouse with Steve Vucinich and then in 1992, moved across the hall to the home side where he worked with the late Frank Ciensczyk for two seasons. In 1994, he assumed his current position as the visiting clubhouse manager. A native of Scottsdale, Ariz., Mikey and his wife, Janine, make their home in Dublin, Calif., with their sons, Stewart Robert, who is named after former A's pitchers Dave Stewart and Bob Welch, and Jonathan David.



BRIAN DAVIS

Manager, Clubhouse and Equipment Operations

Brian Davis, who first joined the Oakland A's as a batboy in 1991, is entering his 34th season with the club and his third as manager of clubhouse operations after spending 27 seasons as the club's assistant equipment manager. He is responsible for assisting in the day-to-day operation of the clubhouse, ranging from all equipment needs and meal planning, to occasionally traveling with the team on road trips. A native of Newark, Calif., Davis is a graduate of Placer High School in Auburn, Calif., and later attended both Chico State and Cal State Hayward. He is married and lives with his wife, Pam, and their two children—son, Owen, and daughter, Sophia—in Goodyear, Ariz.



MIKE "CLIFFY" CLAVIN

Assistant Manager, Clubhouse and Equipment Operations

Mike Clavin, better known as "Cliffy" at the Coliseum, enters his 29th season as a member of the A's clubhouse staff. He first joined the A's as a ball boy in 1996 before becoming a clubhouse assistant in 2002. He served in that role until he was promoted to his current role as assistant manager of clubhouse and equipment operations in 2022. He lives in Dublin with his wife, Marissa, and their three children, Logan, Jacob, and Kennedy.



CHAD YACONETTI

Visiting Clubhouse & Umpires Attendant

Chad Yaconetti is entering his 16th season in the Athletics organization and his third as visiting clubhouse & umpires attendant. His first role with the A's was as assistant clubhouse manager for the team's minor league complex in Mesa, Ariz. before being promoted to Arizona clubhouse manager and ultimately joining the Major League staff in Oakland in 2022. Before joining the A's, he was an intern in the Arena Football League. He resides in Gilbert, Ariz. with his wife, Alex, and their two children, Jack and Lyla.



CLAY WOOD

Head Groundskeeper

The 2024 season marks Clay Wood's 30th season as the head groundskeeper of the Oakland Coliseum and his 35th in the Athletics organization. Under his direction, the Coliseum's playing surface is considered by players to be among the best in the Major Leagues and was the last active baseball/football facility. Clay joined the A's organization in May of 1989 as part of the club's spring training field maintenance team. A native of Fort Worth, Tex., Wood earned his bachelors of science degree in marketing from Arizona State University. Woody and his wife, Lisa, make their home in Danville, Calif., with their son, Tyler, and daughter, Katie.



ADAM RHODEN

Video Coordinator

Adam Rhoden begins his 31st season with the Oakland A's organization and 21st as the team's video coordinator. As a senior in high school, Rhoden first joined the team as an attendant in the home clubhouse. He served in that capacity from 1994-97 before moving to the visiting clubhouse as the main assistant and umpire attendant until 2003. During that time, he also assisted inside the A's player video room, eventually being promoted to his current position in 2004. As the A's video coordinator, Rhoden provides daily advance and video reports to Oakland's players and coaching staff and also travels full-time with the team. In addition to working for the Oakland A's, Adam served as the Golden State Warriors' assistant equipment manager from 1998-2002. A Bay Area native who grew up in Suisun, Rhoden attended UC Davis where he received a bachelor's degree in economics. He currently resides in San Ramon, Calif.



ATHLETICS HOME RUN DERBY PARTICIPANTS

2021	Matt Olson	1996	Mark McGwire
2019	Matt Chapman	1994	Ruben Sierra
2014	*Yoenis Céspedes and Josh Donaldson	1992	*Mark McGwire
2013	*Yoenis Céspedes	1990	Mark McGwire and Jose Canseco
2001	Jason Giambi	1987	Mark McGwire
1999	John Jaha	1986	Jose Canseco
1997	Mark McGwire		

**indicates winner*

BUSINESS OPERATIONS

CATHERINE AKER

Vice President, Marketing, Communications and Community

Catherine Aker is in her ninth season with the Oakland A's. She oversees marketing, broadcasting, communications, content and community engagement, along with the Oakland A's Community Fund, which serves as the Club's charitable arm.

In 2017, Aker became just the second female vice president for the Club and first in nearly 30 years. Aker formed the Women of the A's, which provides networking opportunities along with professional and leadership development for the team's female staff. She serves on the Board of Directors for Make-A-Wish Greater Bay Area. She was awarded the 2017 Oakland Digital's Community Leader, the 2018 Emerging Leader for East Bay Women in Business, and was named as one of the 2019 Most Influential Women in Bay Area Business by the San Francisco Business Times. Aker was also a member of the 2018 class of 40 Under 40 for the San Francisco Business Times and Diablo Magazine. She began her career with the Arizona Diamondbacks in 2001.

Aker holds a B.A. in Fine Arts and a M.B.A. from the University of Arizona.



MATT CAUSEY

Vice President, Finance

Matt Causey joined the A's in August 2022, as the Club's Vice President of Finance. He's responsible for financial management of the organization, overseeing accounting, payroll, budgeting and financial planning and forecasting.

Matt received his B.S. in business administration from the University of Colorado at Boulder and is a California CPA (inactive). Prior to joining the A's, Matt spent 14 years with the San Francisco Giants, most recently as the club's Vice President of Finance, and three years in the assurance practice at PricewaterhouseCoopers in San Francisco.

A Bay Area native, Matt resides in Walnut Creek with his wife, Alexis, daughter, Lennon, and sons, Emmet and Cameron.



MIGUEL DUARTE

Chief of Staff

Miguel Duarte was hired as chief of staff on December 1, 2016. He is entering his eighth season with the Athletics.

In his role, Duarte oversees the Office of the President. He supports Club President & Ownership in heading the day-to-day business operations including the club's new ballpark efforts, family & alumni relations and investor relations. Additionally, he collaborates with executive team members to determine and prioritize business strategies.

Duarte spearheaded the move of the Athletics business operations to a 40,000 square-foot, third floor space on Oakland's waterfront at Jack London Square. The move centralized the club in the community it serves while also offering first-class amenities for the staff. The office features a uniquely designed memorabilia hall, state-of-the-art gym and a batting cage. In 2019, he also collaborated with project stakeholders to create critical roadmaps leading to the Alameda County Board of Supervisors vote to sell its share of the 112-acre Oakland-Alameda County Coliseum site. Prior to the 2021 season, Duarte was tasked to lead the concessions business ahead of the return of fans to the Coliseum. He currently sits on the Board of Directors at The Unity Council and the Bay Area Sports Hall of Fame (BASHOF), joining various subcommittees focusing on fundraising and board composition.

Prior to joining the Athletics, Duarte spent seven seasons with the San Jose Earthquakes of Major League Soccer. He originally joined the Quakes as a Fan Relations Specialist. He led the



team in renewal percentage in 2013, earning the club the Commissioner's Award given to the team with the highest retention rate in MLS. Promoted to Executive Assistant & Board Liaison in 2013, Duarte exclusively worked under Kaval in the construction and project management of PayPal Park, a privately financed soccer specific venue near San Jose Miñeta International Airport. PayPal Park opened to rave reviews and has hosted numerous matches with noteworthy clubs, including the 2016 MLS All-Star Game, friendlies featuring the U.S. Men's & Women's Nation Teams and the 2019 NCAA Women's College Cup. Starting in 2024, PayPal Park will be home to Bay FC of the NWSL.

Duarte holds a B.A. in Broadcast Communications from San Francisco State University. He also served as the Earthquakes online reporter, content creator and in-stadium video host during his tenure in San Jose. A native of San Francisco, Duarte currently resides with his wife and three children in Walnut Creek, Calif.

D'LONRA ELLIS

Chief Legal Officer

D'Lonra Ellis serves as Chief Legal Officer for the Oakland Athletics. She previously served as the A's Vice President and General Counsel from 2019-21 and as its Assistant General Counsel from 2017-18, and has held similar roles for the San Jose Earthquakes.

In her role with the A's, she manages the team's day-to-day legal matters, including its corporate governance, labor and employment, intellectual property, commercial transactions and litigation matters. She also oversees all legal aspects of the A's real estate acquisition, entitlement and development efforts. The people operations and technology departments report to her as well.

Prior to joining the Club, Ellis was the general counsel of Aspire Public Schools, a nonprofit charter management organization that serves over fifteen thousand students throughout California. She has additional experience as a director and senior corporate counsel in the intellectual property, marketing, and advertising group at Gap, Inc. and as an associate in the litigation practice of Howard Rice Nemerovski Canady Falk and Rabkin (now Arnold & Porter).

Ellis is an Adjunct Professor at UC College of the Law, San Francisco and UC Berkeley Law, where she teaches sports law. She sits on the board of directors of Bay Area Legal Aid, which provides legal services to low-income residents in seven Bay Area counties; the board of directors of KIPP Northern California Public Schools, which serves over six thousand students in seven Northern California cities, including Oakland; and the board of directors of Seven Stories Institute, which runs a nonprofit bookstore collective in the Washington Heights neighborhood of New York City. She is a member of the Alameda County Bar Association and Golden Gate Chapter of Lambda Alpha International. She received her BA in Architecture, Preservation, and Planning from Columbia University and her JD from Stanford Law School. A lifelong A's fan, Ellis is from Richmond, Calif., and attended Bishop O'Dowd High School in Oakland.



STEVE FANELLI

Vice President, Sales and Business Operations

Steve Fanelli is entering his fifth consecutive season with the A's, overseeing ticketing, business analytics and corporate partnerships, while keeping a focus on the continued enhancement of the overall fan experience. Steve also oversees business operations for Hohokam stadium for Spring Training in Mesa, Arizona.

An accomplished industry executive with a proven track record, Fanelli previously spent 20 years with the A's in various business operations and development roles, most recently as Vice President of Sales and Services in 2017. Between his two stints with the A's, he spent two seasons with the San Francisco Giants as Vice President of Ticket Strategy and Operations (2018-19).

In his two-decade career in baseball, he has consistently been at the forefront of many industry-changing initiatives, including digital ticketing, dynamic pricing, premium product development and subscription-model ticketing. Working closely with Major League Baseball, Fanelli currently maintains a strong focus on growing the game on both the local and league level, through product development, staffing optimization, digital adoption and business strategy.



Fanelli is a founding member of the Bay Area Professional Ticketing Association (BAPTA) and a current International Ticketing Association (INTIX) member. Fanelli also currently sits on the Board of Directors for the East Bay Leadership Council, an organization dedicated to the mission of increasing economic vitality and quality of life in the East Bay.

A graduate of the University of Kansas with a Bachelor of Arts in Communications Studies, Fanelli serves on the KU Sport Management Board of Directors and is also currently serving as a KU Sport Management Mentor. He currently resides in Oakland, Calif., with his wife Amanda, and two sons.

DAVID RINETTI

Vice President, Stadium Operations



David Rinetti enters his 44th season with the A's organization and his 23rd as vice president, stadium operations.

In his current position, Rinetti coordinates event management, oversees all game day employees, including ushers, security officers, ticket takers, parking attendants and grounds crew, and assists in all construction-related issues at the Oakland Coliseum. He is also the team's liaison with local law enforcement agencies and Major League Baseball's security department.

The 59-year-old Rinetti began his career with the A's in 1981, serving as stadium operations assistant, where he organized in-stadium promotions and giveaways. From 1987-93, he managed game day operations and maintenance of the A's luxury suites. In 1994, he was promoted to director of stadium operations and was elevated to vice president in March of 2000.

Rinetti also worked with Major League Baseball's security department at the 1995, 1998, 2007, 2010, 2012 and 2015 World Series, in addition to the 1998, 2002, 2007 and 2011 All-Star Games and the 2023 London games. He is a member of the Major League Baseball Stadium Operations Advisory Committee.

A 1986 graduate of California State University, Hayward, with a degree in business administration, Rinetti served as the A's chief liaison during the filming of the movie Moneyball at the Coliseum in 2010.

OAKLAND A'S CLINCHING DATES

Year	Date	Game No.	Opponent	Score	Winner	Losers
1971	September 15	149	at Chicago	3-2	Grant	Wood
1972	September 28	150	Minnesota	8-7	Fingers	LaRoche
1973	September 23	156	at Chicago	10-5	Blue	Wood
1974	September 27	158	Chicago	2-3	Bahnsen	Holtzman
1975	September 24	158	Chicago	13-2	Blue	Jefferson
1988	September 19	151	Minnesota	5-3	Stewart	Toliver
1989	September 27	158	Texas	5-0	Moore	Moyer
1990	September 25	154	at Kansas City	5-0	Stewart	Appier
1992	September 28	156/157	Off Day ¹			
2000	October 1	161	Texas	3-0	Hudson	Glynn
2001	September 23	150	Seattle	7-4	Mulder	Garcia
2002	September 20 (Playoff)	154	Texas	4-2	Mecir	Kolb
	September 26 (Division)	159	at Seattle	5-3 (10)	Koch	Hasegawa
2003	September 23	158	Texas	4-3 (10)	Foulke	Cordero
2006	September 26	157	at Seattle	12-3	Harden	Woods
2012	October 1 (Playoff)	160	Texas	4-3	Parker	Perez
	October 3 (Division)	162	Texas	12-5	Scribner	Holland
2013	September 22	156	Minnesota	11-7	Gray	De Vries
2014	September 28	162	at Texas	4-0	Gray	Martinez
2018	September 24	157	at Seattle	7-3	Buchter	Armstrong
2019	September 27	160	at Seattle	3-4	Warren	Hendriks
2020	September 18 (Playoff)	51	San Francisco	6-0	Bassitt	Webb
	September 21 (Division)	53/54	Off Day ²			

¹Chicago defeated 2nd place Minnesota on the A's off day.

²Seattle defeated 2nd place Houston on the A's off day.

FRONT OFFICE STAFF



Steve Abney
Area Scout



Mark Adair
Midwest Supervisor



David Adame
Director of Ticket
Operations



Javier Agelvis
Mexico Scout



Michael Alcaraz
Director, Social
Media



Anthony Aliotti
Area Scout



Neil Avent
Area Scout



Elisabeth Aydelotte
Director, Guest
Services



Shooty Babitt
Professional Scout



Yendri Bachelor
Dominican Republic
Scout



Evan Balugo
Video Producer




Jack Barbour
Manager, Corporate
Partnerships




Keith Barnard
Ticket Operations
Coordinator



Mark Bashuk
Senior Director of
Business Analytics



Noah Berk
Ticket Sales
Coordinator



Dan Betreen
Australia Scout




Diane Binder
Manager, People Operations
Business Partner



Jeff Bittiger
Professional Scout



Chris Botsoe
Area Scout



Ross Bowen
Director, Project
Finance



Grace Boyce
Player Development
Analyst



Grant Brittain
Professional Scout



Armann Brown
Midwest Supervisor



Fletcher Byrd
Area Scout



Whitney Campbell
Senior Manager,
Community



Wilkin Castillo
Bullpen Catcher



Lauren Cracraft-Capenhurst
Senior Manager, People
Operations and Total Rewards



Isiah Clement
Stadium Operations
Events Coordinator



Jim Coffman
Area Scout




Erika Cruz
Manager, Partnership
Marketing



Rose Dancil
Senior Manager,
Payroll



Bettina David
Accounting
Manager



Dom DeAnda
Account Executive



Vittorio DeBartolo
Sr. Director, Marketing
and Advertising



Juan Carlos De La Cruz
Dominican Republic
Scout



Isais Del Toro
Stadium Services
Assistant



Sean Dobbyn
Account Executive



Niko Domingo
Premium Services
Manager



David Don
Senior Director, Engineering
& Multimedia Services



Randy Duran
Senior Manager of
Stadium Services



Chris Eckard
Stadium Operations
Coordinator



Cody Elias
Multimedia
Producer



Ethan Eliason
Account Executive



Alex Erskine
Business Analyst



Michael Espinoza
IT Support
Administrator



J'ley Fagalar
People Operations
Coordinator



Rhean Fajardo
Associate General
Counsel



Erik Farrell
Manager of
Authentication



Tripp Faulk
Area Scout



Josh Feinberg
Senior Director,
Ticket Sales



Leslie Flores
Coordinator of Educational
and Cultural Programs



Julio Franco
Area Scout



Dan Freed
Professional Scout



Savannah Fried
Coordinator,
Partnership Marketing



Andri Garcia
Venezuela Scout



Kevin Garcia
Venezuela Scout



Oswaldo Garcia
Colombia Scout



Stephanie Gaywood
Senior Director,
Community



Erica George
Director of
Communications



James Gibson
Senior Facility
Manager, Arizona



Lewis Graeber
Major League Video
Assistant



Kira Griffin
Marketing
Coordinator



Fallan Groth
Coordinator of
Project Activation



Melissa Guzman
Manager, Alumni
and Family Relations



Alex Haas
Assistant, Arizona
Clubhouse Operations



Sarah Halsey
Stadium Operations
Scheduler



Scott Hattberg
Special Assistant to
Baseball Operations



Marvin Hernandez
Jr. Accountant



Thomas Hicks
Controller



Carlos Hidalgo
Accounts Payable
Coordinator



Matt Higginson
Area Scout



Adam Hislop
Pacific Rim
Coordinator



Dustin Hughes
Bullpen Catcher



John Hughes
Master Pitching
Scout



Olivia Hummer
Baseball Communications
Manager



Kasey Jarcik
Senior Director of
Finance



Jody Johnson
Senior Director,
Technology



Eric Jordan
People Ops. Bus. Partner,
Benefits & Baseball Ops.



Charlie Kenneweg
Ballpark Entertainment
Production Coordinator



Scott Kidd
West Coast
Supervisor



Gokulesh Killer
Stadium Operations
Systems Coordinator



Lewis Kim
South Korea Scout



Beth Kohler
Front Desk Receptionist,
Fitch Operations



Greg Korn
Baseball Communications
Coordinator



Sofia Kurian
CRM Coordinator



Jonathan Labastida
Manager, Partnership
Marketing



Paul La Veau
Senior Director of
Stadium Operations



Kristy Ledbetter
Director, Stadium
Operations Events



John Lemein
Creative Director



Ameela Li
Senior Financial
Analyst



Mark Ling
Director, Baseball
Communications



Gavin Lituchy
Manager, Ticket
Sales



D'Aulaire Louwerse
Coordinating Producer,
Broadcasting



Colette Lucas-Conwell
Manager,
Operations



Annalise Lyons
Coordinator, Community
Engagement



Wilfredo Magallanes
Dominican Republic
Scout



Justin Marshall
Senior Manager,
Productions



Ryan McCahan
Coordinator, Youth
Baseball & Softball




Myles Mensah
Player Development
Analyst



John Mesagno
Area Scout



Thomas Miller
Asst. Dir., Minor League Ops.,
Equipment & Clubhouse Ops.



Cecily Mitchell
Marketing Project
Coordinator



Kelsey Moeller
Business Operations
Analyst



Nicole Morgan
Director of Concessions
and Merchandise



Nancy Moriuchi
Assistant Director, Minor
League Operations



Juan Mosquera
Latin American
Scouting Supervisor



Danna Mouat
Senior Accountant




Kelcey Mucker
Area Scout



Matt Mussoni
Account Executive



Parker Newton
Senior Account Executive,
Business Development



Olivia Ortiz-Ortiz
Stadium Operations
Coordinator



Argenis Paez
Venezuela Scout



Detra Paige
Director, Alumni and
Family Relations



Marla Perez
Risk Manager



Naima Peterson
Senior Revenue
Accountant



Mason Platt
Social Media
Coordinator




Desiree Powers
Senior Payroll
Specialist



Parker Preston
Marketing Manager



Joe Pun
Director, Spring Training
Business Operations



Tito Quintero
Colombia Scout



Austin Redman
Senior Manager,
Ticket Solutions



Amaury Reyes
Dominican Republic
Scout



Greg Rieber
Senior Director of
Corporate Partnerships



Lupita Rodriguez
Executive Assistant



Anne Marie Rowe
Senior Manager,
Business Analytics



Dylan Ruth
Assistant, Arizona
Clubhouse Operations



Nick Sakoda
Account Executive



Jacob Samuels
Advanced Scouting
Analyst



Andrew Sanchez
Video Producer



Marc Sauer
East Coast
Supervisor



Trevor Schaffer
Area Scout



Amelia Schimmel
Public Address
Announcer



Will Schock
Professional Scout



Adam Scoggan
Senior Director of People
Operations & Talent



Mike Selleck
Baseball Information
Manager



Kristin Shum
Graphic Designer



Simon Siggins-Bell
Account Executive



Dawn Silva
Stadium Operations
Scheduler



Jason Silva
Director, Security



Rich Sparks
Area Scout



Jewel Spearman
Area Scout



Steve Springer
Professional Scout



Troy Stewart
Area Scout



Stomper
Mascot



Shaun Tatz
Ballpark Entertainment
Producer



Tom Thomas
Professional Scout



Kelvin Todd
Senior Coordinator of
Educational & Cultural Programs



Toshiyuki Tomizuka
Japan Scout




Jose Torres (Barradas)
Venezuela Scout



Robert Towne
Guest Services
Coordinator



Oswaldo Troconis
Venezuela Scout



Dillon Tung
Area Scout



Kara Tsuboi
In-Game Host



Jeff Urlaub
Area Scout




Derek Valenzuela
Special Assistant to
Scouting Department



Isabella Vargas
Ballpark Events
Coordinator




Ron Vaughn
Area Scout



Luis Victoria
Educational & Cultural
Programs Coordinator




Ari Vieira
Assistant, Arizona
Clubhouse Operations



Carly Wade
Account Executive



Yen Po Wang
Minor League
Interpreter



Curtis Wiggington
Special Assistant & Investor
Relations, Manager



Joshua Wilson
Senior Systems
Administrator



Stephen Wilson
Legal Counsel



Tsibah Yehdego
GL Accountant



Taek Yun
Manager, Talent
Acquisition



Michael Zagaris
Team Photographer



Josh Ziegenbusch
Senior Director, Ticket
& Premium Operations



Mike Ziegler
Professional Scout

ATHLETICS VIRTUAL PRESS BOX

The Oakland A's Virtual Press Box includes game notes, statistics, interview archives, news links, lineups, minor league reports, press releases, rosters, postgame notes and more. The site also features information from the visiting team for all home games.

The A's virtual press box also includes the Oakland A's Media Guide, which is updated with bios for any players acquired following the start of Spring Training. The digital guide features bookmarks, which will take you to any page in the guide, as well as links to updated statistics and player social media accounts.

You can visit the A's Virtual Press Box at <http://pressbox.athletics.com> or by scanning the QR code on the right.



2024 OAKLAND A'S MEDIA GUIDE PREVIEW



BIOS

MANAGER

Mark Steven Kotsay

Named A's manager, December 21, 2021

Birthdate: December 2, 1975

Birthplace/Resides: Whittier, California / Rancho Sante Fe, California

Contract Status: Signed through 2025



Mark Kotsay begins his third season as manager of the Oakland A's in 2023 after signing a three-year contract through the 2024 season with a club option for 2025 on Dec. 21, 2021. The A's exercised the option for 2025 on Nov. 7, 2023. He becomes just the sixth person to manage the A's over the last 37 years, joining Tony La Russa (1986-95), Art Howe (1996-2002), Ken Macha (2003-06), Bob Geren (2007-11) and Bob Melvin (2011-21). Kotsay is the 19th manager in Oakland history and the 31st in Athletics history.

Kotsay has compiled a 110-214 record in two seasons at the helm of the A's, during which the A's have employed 104 different players. The club has used the first and second most players in Athletics history during his tenure (64 in 2022, 62 in 2023) and the first and second most rookies in Oakland history (34 in 2022, 22 in 2023). The A's set a franchise record with 41 pitchers in 2023, including a Major League record tying 24 starting pitchers.

Prior to being named Manager, Kotsay spent six seasons on the A's coaching staff. He joined the club as bench coach in 2016 and filled that role until taking a leave of absence June 19, 2017. Kotsay served as the A's quality control coach from 2018-20 and moved into the third base coaching box for the 2021 season. He made his professional coaching debut as the San Diego Padres hitting coach in 2015. Kotsay joins Jeff Newman, who was interim manager in 1986 between Jackie Moore and Tony La Russa, as the only managers in Oakland history with no previous managerial experience.

Kotsay played 17 seasons in the Major Leagues from 1997-2013, including a four-year stint with Oakland from 2004-07. He was acquired from San Diego following the 2003 season for Ramón Hernández and Terrence Long and went on to hit .282 in 472 games with the A's. Kotsay batted a career-high .313 in 2004 and tallied a career-high 82 RBI in 2005 while belting 15 home runs in each season. He was a member of the A's American League West champions in 2006 and sparked Oakland to its first ALCS appearance in 14 years with an inside-the-park home run in Game 2 of the ALDS at Minnesota. Kotsay joins La Russa and Newman as the only people to both play for and manage the Oakland A's.

A former outfielder, Kotsay batted .276 with 127 home runs and 720 RBI in 1,914 games during his career, which also included stops in Florida (1997-2000), San Diego (2001-03, 12-13), Atlanta (2008), Boston (2008-09), Chicago-AL (2009-10) and Milwaukee (2011). He made his ML debut with Florida in his second professional season in 1997 and appeared in a career-high 154 games in his rookie season of 1998. After batting .298 in 2000, he was traded to San Diego five days prior to Opening Day in 2001. He hit .292 with a career-high 17 home runs in 2002. Following his stay with Oakland, Kotsay returned to the LCS in 2008 with Boston and 2011 with Milwaukee. He concluded his playing career with San Diego in 2012 and 2013.

Kotsay retired following the 2013 season and spent 2014 in the Padres front office as a special assistant to the general manager and baseball operations. In that role, he was involved in all aspects of the club's baseball operations.

A graduate of Sante Fe (Calif.) High School, Kotsay attended Cal State Fullerton, where he led the Titans to the College World Series Championship in 1995. He was the winner of the Golden Spikes Award, was named Collegiate Player of the Year that year and hit .404 in his collegiate career. Kotsay was the Marlins first-round pick and the ninth selection overall in the 1996 draft and also played for the United States in the 1996 Olympics.

Kotsay is married, Jamie, and has three children, Grace, Sienna and Trey. He resides in Rancho Santa Fe, Calif., during the offseason.

MAJOR LEAGUE RECORD

	AVG.	G	AB	R	H	2B	3B	HR	RBI	SH	SF	HP	BB	SO	SB	CS	OBP	SLG	E
TOTALS	.276	1914	6464	790	1784	353	48	127	720	30	48	13	554	757	98	64	.332	.404	49

MANAGERIAL RECORD

Year	Club	League	Class	W-L	Pos.
2022	OAKLAND	American	Majors	60-102	5th / West
2023	OAKLAND	American	Majors	50-112	5th / West
Major League Totals				110-214	

ATHLETICS MANAGERS

Manager	Years	W	L	Pct.	Notes
Connie Mack	1901-50	3582	3814	.484	9 AL Pennants, 5 World Championships
Earle Mack	1937,39	45	77	.369	
Jimmie Dykes	1951-53	208	254	.450	
Eddie Joost	1954	51	103	.331	
Lou Boudreau	1955-57	151	260	.367	
Harry Craft	1957-59	162	196	.453	
Bob Elliot	1960	58	96	.377	
Joe Gordon	1961	26	33	.441	
Hank Bauer	1961-62, 69	187	226	.453	
Ed Lopat	1963-64	90	124	.421	
Mel McGaha	1964-65	45	91	.331	
Haywood Sullivan	1965	54	82	.397	
Alvin Dark	1966-67, 74-75	314	291	.519	2 AL West Titles, 1 AL Pennant, 1 World Championship
Luke Appling	1967	10	30	.250	
Bob Kennedy	1968	82	80	.506	
John McNamara	1969-70	97	78	.554	
Dick Williams	1971-73	288	190	.603	3 AL West Titles, 2 AL Pennants, 2 World Championships
Chuck Tanner	1976	87	74	.540	
Jack McKeon	1977,78	71	105	.403	Started 1977 season, finished 1978
Bobby Winkles	1977-78	61	86	.415	Finished 1977 season, started 1978
Jim Marshall	1979	54	108	.333	
Billy Martin	1980-82	215	218	.497	1 AL West Title
Steve Boros	1983-84	94	112	.456	
Jackie Moore	1984-86	163	190	.462	
Jeff Newman	1986	2	8	.200	Interim Manager
Tony La Russa	1986-1995	798	673	.542	4 AL West Titles, 3 AL Pennants, 1 World Championship
Art Howe	1996-2002	600	533	.530	2 AL West Titles, 1 AL Wild Card
Ken Macha	2003-06	368	280	.568	2 AL West Titles
Bob Geren	2007-11	334	376	.470	
Bob Melvin	2011-21	853	764	.528	3 AL West Titles, 3 AL Wild Cards
Mark Kotsay	2022-	110	214	.340	



FIRST BASE COACH

Michael Peter Aldrete

Named bench coach, October 27, 2014; named first base coach, November 12, 2015; named assistant hitting coach, December 4, 2017; named first base coach, October 31, 2019; named quality control coach, January 14, 2022; named first base coach, November 28, 2022; named hitting coach, November 13, 2023

Birthdate: January 29, 1961

Birthplace/Resides: Carmel, California / Salinas, California

Mike Aldrete returns for his 10th season on the A's coaching staff, his first as hitting coach. He originally joined the A's as bench coach in 2015; spent five seasons as the A's first base coach from 2016-17, 20-21 and 23; two years as assistant hitting coach in 2018-19 and one season as quality control coach in 2022. Aldrete also held the title of outfield coach from 2016-17. The 2024 season will mark his 20th on a Major League coaching staff.

He began his coaching career in 2001 as hitting coach for Short-Season Yakima in the Diamondbacks minor league system. He was promoted to manager of Yakima the following season and then managed Arizona's High-A club in Lancaster in 2003. His first coaching opportunity in the majors came in 2004 when he was named first base coach on Bob Melvin's staff in Seattle. He moved to Arizona the following year when Melvin was named manager of the Diamondbacks, serving as hitting coach there for two seasons.

Tony La Russa, whom Aldrete had played for in Oakland, hired him as assistant hitting coach with St. Louis in 2008. After four seasons in that position, including with the 2011 Cardinals team that was crowned World Series champions, he was promoted to bench coach in 2012, when Mike Matheny replaced the retiring La Russa as manager. During his three-year stint as bench coach, the Cardinals advanced to the World Series in 2013 and to the National League Championship Series in both 2012 and 2014.

Born in Carmel, Calif., and a graduate of Monterey High School and Stanford University, the former first baseman/outfielder played for seven different teams during his 10-year Major League career, including both the San Francisco Giants (1986-88) and the Oakland A's (1993-95). A .263 lifetime hitter in 930 games, Aldrete also played for Montreal (1989-90), San Diego (1991), Cleveland (1991), the California Angels (1995-96) and the New York Yankees (1996).

Aldrete's finest season as a player was with the Giants in 1987, when he batted a career-high .325 on a team that lost to St. Louis in the National League Championship Series. He split his final season between California and New York in 1996, ending his career as a member of the World Series Champion Yankees.

A third-team All-American his senior season at Stanford, Aldrete was chosen by San Francisco in the seventh round of the June Draft in 1983. He enjoyed a pair of trips to the College World Series with the Cardinal and was a member of the U.S. Collegiate All-Star team that toured Japan in 1982. Aldrete graduated from Monterey (Calif.) High School, lettering in baseball, basketball and football.

Aldrete makes his offseason home in Salinas, Calif., with his wife, Gina, and their three children; Michael, Blake and Nicolette. Michael (RHP) was selected by the Cardinals in the 2012 First Year Player Draft out of San Jose State (39th round).

MAJOR LEAGUE RECORD

	AVG.	G	AB	R	H	2B	3B	HR	RBI	SH	SF	HP	BB	SO	SB	CS	OBP	SLG	E
TOTALS	.263	930	2147	277	565	104	9	41	271	14	18	5	314	381	19	18	.356	.377	19



BENCH COACH/DIRECTOR OF HITTING

Darren James Bush

Named bullpen coach, October 26, 2012; named hitting coach, October 30, 2014; named third base/run prevention coach, January 14, 2022; named bench coach, November 28, 2022

Birthdate: January 18, 1974

Birthplace/Resides: Columbus, Ohio / Englewood, Florida

Darren Bush begins his 20th season in the A's organization in 2023, which includes two seasons as a minor league hitting coach, six seasons as a minor league manager and 12 seasons on the Major League coaching staff. Only Curt Young and Ron Washington, with 13 seasons each, have spent more seasons on the A's coaching staff.

Bush joined Oakland as bullpen coach in 2013 and spent two seasons in that role before serving seven seasons as hitting coach from 2015-21. In 2019, the A's set franchise records for home runs (257) and extra base hits (572). Bush was third base/run prevention coach in 2022 and begins his second season as bench coach for Mark Kotsay in 2024. He was also named director of hitting on Nov. 13, 2023.

Bush compiled a 462-386 (.545) record in six seasons as a manager with Single-A Stockton (2007-08), Double-A Midland (2009-10) and Triple-A Sacramento (2011-12). He guided the River Cats to back-to-back division titles with a mark of 88-56 in 2011 and 86-58 in 2012. Bush also led the RockHounds to playoff appearances in 2009 and 2010, including a Texas League Championship in 2009. He skippered Single-A Stockton to the California League Championship in his second year as a manager in 2008. Bush joined the Athletics in 2005 as hitting coach at Stockton and spent two seasons in that capacity before taking over as manager for the Ports in 2007.

Prior to joining the A's organization, Bush coached in independent leagues. He was the hitting coach and Director of Player Personnel with Yuba-Sutter of the Western League in 2002 and then spent two seasons as a manager in the Northeast League with Berkshire (41-51 in 2003) and Quebec (58-34 in 2004).

A former outfielder, Bush began his playing career with three seasons in the independent Frontier League. He played for Zanesville in 1996 and Springfield in 1997-98, hitting .302 with 26 home runs and 133 RBI in 224 games. Bush signed with the San Diego Padres organization Dec. 24, 1998, and hit .259 with 16 home runs and 114 RBI in 231 games in two seasons at Single-A Rancho Cucamonga (1999-2000) and one year at Single-A Clearwater (2001) in the Phillies farm system. He also played one game for Triple-A Las Vegas in 2000 and went 2-for-4. He concluded his playing career by hitting .417 in seven games for Yuba-Sutter of the Western League in 2002. Bush had a .284 average in 456 games overall.

Bush attended Dunedin High School and Valdosta State University. He resides in Englewood, Fla., during the offseason. Bush is married, Rebecca, and has two children, Wyatt and Maggie.

MOST YEARS ON OAKLAND A'S COACHING STAFF

- 13 Curt Young (2004-10, 12-17)
- 13 Ron Washington (1996-2006, 2015-16)
- 12* Darren Bush (2013-present)**
- 12 Brad Fischer (1996-2007)
- 12 Dave McKay (1984-95)
- 10* Mike Aldrete (2015-present)**
- 10* Scott Emerson (2015-present)**
- 10* Marcus Jensen (2015-present)**
- 10 Dave Duncan (1986-95)
- 9 Tye Waller (2007-15)
- 9 Rene Lachemann (1987-92, 2005-07)

**includes 2024*

MINOR LEAGUE RECORD

	AVG.	G	AB	R	H	2B	3B	HR	RBI	SH	SF	HP	BB	SO	SB	CS	OBP	SLG	E
TOTALS	.283	456	1536	252	434	85	12	42	248	10	14	12	225	256	35	26	.375	.436	26



HITTING COACH

Christopher John Cron

Named assistant hitting coach, January 14, 2022; named hitting coach, November 13, 2023

Birthdate: March 31, 1964

Birthplace/Resides: Albuquerque, New Mexico / Ahwatukee, Arizona

Chris Cron returns for his third season on the A's coaching staff. After serving as the A's assistant hitting coach in 2022 and '23, Cron takes on the role of hitting coach for the 2024 season. His three seasons with the A's mark his first on a Major League coaching staff after 27 seasons in the minors as a manager, hitting coordinator and field coordinator in the Chicago White Sox, Colorado Rockies, Detroit Tigers and Arizona Diamondbacks organizations.

Cron comes to the A's from Arizona where he served as minor league field coordinator in 2021. He joined the Diamondbacks in 2014 as minor league hitting coordinator and spent five seasons in that role before being named manager of Triple-A Reno in 2019. He guided the Aces to a 66-74 record that year and was slated to return as manager in 2020 before the minor league season was cancelled due to the pandemic.

Cron is a two-time Manager of the Year, earning the honors with Single-A Winston-Salem in the Carolina League in 1998 and Rookie Great Falls in the Pioneer League in 2010. He guided his clubs to eight playoff appearances (1997-98, 2005, 07-10, 13), including a Pioneer League Championship in 2007.

Cron began his minor league managerial career in 1995 at Rookie Bristol in the Chicago White Sox organization and also had stops at Single-A Hickory (1996-97) and Winston-Salem (1998) and Double-A Birmingham (1999). He spent the three seasons as manager at Triple-A Colorado Springs from 2000-02 in the Rockies organization before returning to the White Sox in 2003. Cron spent one year each at Rookie Great Falls (2004), Single-A Kannapolis (2005), Winston-Salem (2006) and Birmingham before concluding his White Sox career with four years at Great Falls from 2007-10. He then managed for three seasons at Double-A Erie in the Detroit system from 2011-13 before moving on to the Diamondbacks.

Cron played professionally for 12 seasons, including 12 games in the majors with California (1991) and Chicago-AL (1992). He went 2-for-15 (.133) in six games with the Angels in his debut and was 0-for-10 in six games with the White Sox in 1992. Cron was a .268 hitter with 172 home runs and 785 RBI in 1,250 games as a minor leaguer in the Atlanta, California, Chicago (AL) and Cleveland organizations. He was originally selected by the Braves in the second round of the 1984 draft out of Santa Ana (Calif.) College and is a graduate of El Dorado (Calif.) High School.

Cron resides in Phoenix, Ariz., and has three children: C.J., Kevin and Carly. C.J. was the Angels first round pick in 2011 and made his Major League debut in 2014. Kevin was the Diamondbacks 14th round selection in 2014 and made his ML debut in 2019. Carly graduated from Northern Arizona University in 2020 and completed her Masters degree from Arizona State in 2021.

MAJOR LEAGUE RECORD

	AVG.	G	AB	R	H	2B	3B	HR	RBI	SH	SF	HP	BB	SO	SB	CS	OBP	SLG	E
TOTALS	.080	12	25	0	2	0	0	0	0	0	0	0	2	9	0	0	.148	.080	1

**FIRST BASE COACH**

Robert Edward Crosby

Named first base coach, November 13, 2023

Birthdate: January 12, 1980**Birthplace/Resides:** Lakewood, California / Ft. Worth, Texas

Former A's shortstop and Rookie of the Year Bobby Crosby joins the A's coaching staff in 2024 as first base coach. It is his first Major League coaching assignment and his 15th season in the A's organization, which includes nine years as a player and five years as a minor league coach and manager.

Crosby began his coaching career in 2019 as a coach at Double-A Midland and was slated to manage Single-A Stockton in 2020 before the minor league season was cancelled due to the pandemic. He was named manager for Midland in 2021 and has spent the last three seasons guiding the RockHounds. The A's Double-A affiliate finished 70-68 in 2023 and Crosby is 195-199 in three seasons as manager.

Crosby had an eight-year playing career, including seven seasons with Oakland from 2003-09 and the 2010 campaign with Pittsburgh and Arizona. He was named American League Rookie of the Year in 2004 after batting .239 with 22 home runs and 64 RBI in 151 games. Crosby hit 55 of his 61 career home runs with the A's as a shortstop and has the fifth most home runs by a shortstop in Athletics history.

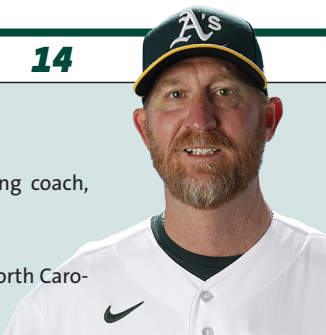
Crosby signed with Pittsburgh as a free agent following the 2009 season and played in 61 games with the Pirates and nine with the Diamondbacks before he was released on Aug. 24, 2010. He attempted a comeback three years later after signing a minor league deal with Milwaukee prior to the start of 2013 Spring Training but played in just seven games during the spring before his release on March 18. Crosby finished his big league career with a .236 average, 62 home runs and 276 RBI in 747 games.

Crosby was the A's first round selection and 25th pick overall in the 2001 draft out of Long Beach State University. He was the Big West Conference Player of the Year in 2001 and a third team *Collegiate Baseball* All-America selection after batting a team leading .353 with nine home runs and 39 RBI. Crosby had a .324 career batting average in three years with the Dirt Bags. The son of former A's scout and former Major Leaguer Ed Crosby, Bobby is a graduate of La Quinta HS in Westminster, Calif.

Crosby makes his offseason home in Ft. Worth, Tex.

MAJOR LEAGUE RECORD

	AVG.	G	AB	R	H	2B	3B	HR	RBI	SH	SF	HP	BB	SO	SB	CS	OBP	SLG	E
TOTALS	.236	747	2559	329	605	146	8	62	276	14	16	16	241	516	34	13	.304	.372	88



PITCHING COACH

Scott Matthew Emerson

Named bullpen coach, October 30, 2014; named pitching coach, June 15, 2017

Birthdate: December 22, 1971

Birthplace/Resides: Baltimore, Maryland / Rockingham, North Carolina

Scott Emerson returns for his 10th season on the A's Major League coaching staff and his 21st in the A's organization. He joined the coaching staff in Oakland for the 2015 season as bullpen coach and took over the reins as pitching coach on June 15, 2017.

Emerson spent two seasons as minor league roving pitching instructor from 2013-14 after 10 years as a pitching coach at various levels. He joined the A's organization in 2003 as pitching coach at Single-A Modesto and served two seasons there before the A's moved their affiliate to Stockton. After two seasons with the Ports, Emerson had a four-year stint at Double-A Midland from 2007-10. He was promoted to Triple-A Sacramento in 2011 and spent two seasons with the River Cats.

Emerson's coaching career began in the Pittsburgh Pirates organization in 2000 when he was named the pitching coach for the Pirates Gulf Coast Rookie League club at Bradenton. He spent two years in the GCL and one at Single-A Williamsport in 2002 before joining the A's organization.

Emerson pitched professionally for six seasons in the Baltimore (1992-95), Boston (1995-96) and Arizona (1997) organizations. He was a 10-game winner at Single-A Albany in 1993 and was traded to the Red Sox organization early during the 1995 season. The left-hander signed with Arizona after being released by Boston in the spring of 1997. He pitched in three games for Single-A High Desert before concluding his professional career with Rio Grande Valley of the independent Texas-Louisiana League in 1997. Emerson was 27-29 with a 4.16 ERA in 135 games, 79 starts in his career.

Emerson was drafted by San Diego in the 21st round of the 1990 June draft out of Shadow Mountain (Phoenix, Ariz.) HS but did not sign. He attended Scottsdale Community College and signed with the Baltimore organization after the Orioles selected him in the 40th round of the 1991 June draft.

Emerson and his wife, Jill, make their offseason home in Asheboro, N.C.

MINOR LEAGUE RECORD

	W	L	ERA	G	GS	CG	SHO	SV	IP	H	R	ER	HR	HB	BB	IBB	SO	WP	BK
TOTALS	27	29	4.16	135	79	4	0	0	493.1	520	298	228	28	26	268	5	361	54	4



COACH/INTERPRETER

Ramón Jose Hernández

Named Major League Staff Assistant/Interpreter, December 20, 2022

Birthdate: May 20, 1976

Birthplace/Resides: Caracas, Venezuela / Fort Lauderdale, Florida

Former Oakland catcher Ramón Hernández returns for his second season on the A's Major League coaching staff. He was named Major League staff assistant/interpreter on Dec. 20, 2022 and takes on the title of Major League coach while retaining interpreter duties for the 2024 season.

Hernández began his coaching career in his native Venezuela as bench coach for the Tiburones de La Guaira in 2015-16. He returned to La Guaira the following season and was named bench coach for the Navegantes del Magallanes in 2017-18. Hernández briefly managed the Tigres de Aragua in 2018. He next served as a bench coach for the Sultanes de Monterrey of the Mexican League in 2022 before returning to Magallanes as bench coach in 2022-23.

Hernández had a 15-year career in the majors with Oakland (1999-2003), San Diego (2004-05), Baltimore (2006-08), Cincinnati (2009-11), Colorado (2012) and Los Angeles-NL (2013). He was originally signed by the A's as a non-drafted free agent out of Venezuela in 1994 and hit .253 with 60 home runs and 263 RBI in 595 games in five seasons with Oakland. Hernández ranks third on the Oakland career list for games caught (591) and had one of the most memorable moments in Oakland postseason history when his walk-off bunt drove in the winning run in the bottom of the 12th inning of the A's 5-4 win over Boston in Game 1 of the 2003 ALDS.

Hernández was traded to San Diego with Terrence Long following the 2003 season for current A's manager Mark Kotsay and hit .290 for the Padres in 2005. He signed with Baltimore as a free agent following the 2005 season and had career highs in home runs (23) and RBI (91) in his first season with the Orioles in 2006. Hernández batted a career-high .297 in 97 games with the Reds and played in 17 games for the Dodgers in his final season in 2013. His playing days concluded with two seasons in the Venezuela winter league in 2013-14 and 2014-15.

Hernández was an All-Star with Oakland in 2003 and made postseason appearances with the A's (2000-03), Padres (2005) and Reds (2010). He was named to the Caribbean Baseball Hall of Fame in 2023.

Hernández and his wife, Bellatrix, reside in Fort Lauderdale, Fla. during the off season.

MAJOR LEAGUE RECORD

	AVG.	G	AB	R	H	2B	3B	HR	RBI	SH	SF	HP	BB	SO	SB	CS	OBP	SLG	E
TOTALS	.263	1526	5105	580	1345	262	8	169	757	40	52	74	430	734	9	5	.327	.417	102



BULLPEN COACH

Daniel William Hubbs

Named bullpen coach, November 13, 2023

Birthdate: January 23, 1971

Birthplace/Resides: Bellevue, Washington / Pasadena, California

Dan Hubbs begins his first season on a Major League coaching staff in 2024 as the A's bullpen coach. He joined the Oakland organization last year as pitching development coach in the A's minor league system.

Hubbs began his professional coaching career in 1999 as pitching coach for the Dodgers Short-Season affiliate in Yakima but would spend the next 20 years at the collegiate level. He returned to the pro ranks in 2020 as the director of pitching development and strategies for the Detroit Tigers and served two seasons in that capacity.

Hubbs spent part of the 1999 season assisting at Pepperdine before being named pitching coach for the University of California in 2000. He coached 12 years with the Golden Bears

A'S RECENT COACHING ASSIGNMENTS

Year	Bench	Pitching	Hitting	Third Base	First Base	Bullpen	Other
2023	Bush	Emerson	Everidge	Martins	Aldrete	McCarthy	Cron ³ Jensen ⁴
2022	Ausmus	Emerson	Everidge	Bush	Martins	Jensen	Aldrete ⁴ Cron ³
2021	Christenson	Emerson	Bush	Kotsay	Aldrete	Jensen	Martins ³
2020	Christenson	Emerson	Bush	Pedrique	Aldrete	Jensen	Martins ³ Kotsay ⁴
2019	Christenson	Emerson	Bush	Williams	Pedrique	Jensen	Aldrete ³ Kotsay ⁴
2018	Christenson	Emerson	Bush	Williams	Pedrique	Jensen	Aldrete ³ Kotsay ⁴
2017	Hale Kotsay	Emerson Young	Bush	Scarsone Hale	Aldrete	Alston Emerson	Jensen ²
2016	Kotsay	Young	Bush	Washington	Aldrete	Emerson	Jensen ²
2015	Aldrete	Young	Bush	Washington Gallego	Waller	Emerson	Jensen ²
2014	Hale	Young	Davis	Gallego	Waller	Bush	Prieto ¹
2013	Hale	Young	Davis	Gallego	Waller	Bush	Prieto ¹
2012	Hale	Young	Davis	Gallego	Waller	Rodriguez	Prieto ¹
2011	Skinner	Romanick	Perry	Gallego	Waller	Rodriguez	
2010	Waller	Young	Skaalen	Gallego	Steverson	Romanick	
2009	Waller	Young	Skaalen	Gallego	Steverson	Romanick	
2008	Wakamatsu	Young	Van Burkleo	Waller	DeFrancesco	Romanick	
2007	Schaefer	Young	Van Burkleo	DeFrancesco	Waller	Fischer	
2006	Geren	Young	Perry	Washington	Lachemann	Fischer	
2005	Lachemann	Young	Hudgens	Washington	Fischer	Geren	
2004	Speier	Young	Hudgens	Washington	Fischer	Geren	
2003	Francona	Peterson	Hudgens	Washington	Fischer	Geren	
2002	Macha	Peterson	Bosley	Washington	Quade	Fischer	
2001	Macha	Peterson	Bosley	Washington	Quade	Fischer	
2000	Macha	Peterson	Bosley	Washington	Quade	Fischer	
1999	Macha	Peterson	Hudgens	Washington	Bosley	Fischer	

¹major league coach. ²assistant hitting/catching. ³assistant hitting. ⁴quality control.

through 2011, capped with a College World Series appearance. Hubbs joined USC as an assistant coach in 2012 and was named manager of the Trojans in 2013. He guided USC to a 188-200-1 record in seven seasons.

A pitcher during his playing days, Hubbs played four years at USC from 1990-93 and was selected by the Los Angeles Dodgers in the 16th round of the June 1993 draft. He pitched professionally for seven seasons, compiling a 27-16 record and a 3.75 ERA in 231 games, including six starts. Hubbs reached as high as Triple-A Albuquerque in the Dodgers farm system and concluded his playing career with three games at Double-A Reading in the Philadelphia system in 1999.

Hubbs lives in Pasadena, Calif. with his wife, Alison, and two sons, Patrick and Charlie.

MINOR LEAGUE RECORD

	W	L	ERA	G	GS	CG	SHO	SV	IP	H	R	ER	HR	HB	BB	IBB	SO	WP	BK
TOTALS	27	16	3.75	231	6	0	0	9	426.2	433	206	178	34	15	172	24	436	15	3

MARCUS JENSEN

59


QUALITY CONTROL COACH

Marcus Christian Jensen

Named assistant hitting/catching coach, October 30, 2014; named bullpen coach, December 4, 2017; named quality control coach, November 28, 2022

Birthdate: December 14, 1972

Birthplace/Resides: Oakland, California / Scottsdale, Arizona



Oakland native Marcus Jensen returns for his 10th season on the A's Major League coaching staff and his 18th in the A's organization. The 2024 season marks his second as quality control coach after spending the previous five years as bullpen coach. Jensen served as the A's assistant hitting/catching coach from 2015-17.

Jensen joined the A's organization in 2007 as hitting coach for the A's affiliate in the Arizona Rookie League and served two years in that capacity. He took over the managerial duties for that club in 2009 and guided the A's to a 141-136 (.509) record and one playoff appearance in five seasons. In 2013, he also served as the A's minor league roving catching instructor and then spent the 2014 season as the A's minor league roving hitting instructor.

A former catcher, Jensen was drafted by San Francisco out of Skyline HS in Oakland following the first round of the 1990 June draft as a compensation pick for the loss of free agent Craig Lefferts. He batted .184 with six home runs and 29 RBI in 145 games in seven seasons with seven different teams.

Jensen made his Major League debut with San Francisco in 1996 and appeared in 39 games over two seasons with the Giants before he was dealt to Detroit in July 1997. After spending parts of the 1998 and 1999 seasons with Milwaukee and St. Louis, respectively, Jensen saw his most big league action with Minnesota in 2000 when he batted .209 with three home runs and 14 RBI in 52 games. He split the 2001 season between Boston and Texas and returned to Milwaukee in 2002, appearing in 40 games in his final big league campaign. Jensen spent the 2003 season at Triple-A Columbus in the New York (AL) farm system and played for Cancún in the Mexican League in 2004. He spent his final two seasons as a professional with Mesa (2005) and Reno (2006) of the independent Golden Baseball League. Jensen was also a member of the 2000 U.S. Olympic team that defeated Cuba for the gold medal.

Jensen makes his offseason home in Scottsdale, Ariz., with his wife, Lila, and three children, Mariah, Jahir and Jirah.

MAJOR LEAGUE RECORD

	AVG.	G	AB	R	H	2B	3B	HR	RBI	SH	SF	HP	BB	SO	SB	CS	OBP	SLG	E
TOTALS	.184	145	343	33	63	16	1	6	29	3	1	0	50	106	0	1	.287	.289	10

ERIC MARTINS

3



THIRD BASE COACH

Anthony Eric Martins

Named assistant hitting coach, October 31, 2019; named first base/infield coach, January 14, 2022; named third base coach, November 28, 2022

Birthdate: November 19, 1972

Birthplace/Resides: Los Angeles, California / Mesa, Arizona

Eric Martins is in his fifth season on the A's coaching staff, his second as third base coach. He made his debut on a Major League coaching staff in 2020 as the A's assistant hitting coach and spent two seasons in that capacity before serving as first base/infield coach in 2022. This is Martins' 24th season in the A's organization, which includes seven years as a minor league player, seven years as an area scout and five years as a minor league hitting coach.

Martins' coaching career began in 2015 when he was named hitting coach for Double-A Midland. He was promoted to Triple-A Nashville in 2016 and spent three seasons with the Sounds before moving west to Las Vegas in 2019 when the A's switched Triple-A affiliates.

Prior to coaching, Martins spent seven seasons as an A's area scout for Southern California from 2008-14. During that time, he was responsible for signing A.J. Griffin, Daniel Robertson, and 2014 first-round selection Matt Chapman, among others.

Originally a 17th-round selection by Oakland in the 1994 draft, Martins hit .276 with 21 home runs and 262 RBI in 661 games over seven seasons in the A's farm system from 1994-2000. He was named to the Northwest League All-Star team in 1994 after hitting .324 in his professional debut. The former infielder was part of the 1997 Edmonton team that captured the Pacific Coast League Championship and the 1999 Vancouver club that won the Triple-A World Series. Martins also played for Long Beach of the independent Western League (2001-02), Somerset of the independent Atlantic League (2003) and Nettuno in Italy (2004).

A graduate of La Serna High School in 1990, Martins attended Long Beach State. He was signed by Ed Crosby.

Martins lives in Orange, Calif., with his wife, Madison.

MINOR LEAGUE RECORD

	AVG.	G	AB	R	H	2B	3B	HR	RBI	SH	SF	HP	BB	SO	SB	CS	OBP	SLG	E
TOTALS	.276	661	2314	373	638	125	22	21	262	49	14	27	282	382	44	38	.359	.376	130



INFIELDER

Height/Weight: 5-8 / 166

Bats/Throws: Right / Right

Birthdate: October 8, 1998

Opening Day Age: 25

Birthplace/Resides: San Diego, California / Phoenix, Arizona

Major League Service: 1 year, 94 days

Obtained: Selected in the 3rd round of the 2017 First-Year Player Draft

Contract Status: First year of a one-year contract through 2024

 [Updated Stats](#)

CAREER HIGHLIGHTS

Was selected by Oakland in the third round of the 2017 draft and is batting .214 with eight home runs and 239 RBI in 206 games in two seasons with the A's...has a .272 average with 15 home runs and 148 RBI in 396 games in six seasons in the minors...also has 79 stolen bases...has played 319 games at shortstop and 67 at second base...played for the silver medal winning United States team in the 2021 Olympics in Tokyo, Japan...was named the A's Organizational Player of the Year in 2021...played for Mesa in the Arizona Fall League following the 2019 season...was rated as the A's number-10 prospect by *Baseball America* following the 2019 season, number-six in 2020 and number-three in 2021.

2023 HIGHLIGHTS

- Batted .221 with four home runs, 20 RBI and a .550 OPS in 106 games over three stints with the A's in his second season in the majors...hit .207 with four home runs, 19 RBI and a .547 OPS in 100 games as a rookie in 2022.
- His OPS was the lowest in the majors among players with at least 300 plate appearances...also had the second lowest slugging percentage (.287) and seventh lowest on-base percentage (.263).
- Batted .270 (24-for-89) with a .686 OPS against left-handed pitchers compared to .201 (43-for-214) with a .493 OPS against right-handers...now has a .273 career average and .724 OPS against lefties. .190 with a .476 OPS against righties...has five home runs in 176 career at bats vs. lefties (35.2 at bats per home run), three in 426 against righties (142.0 at bats per home run).
- His average improved to .268 with runners in scoring position.
- Hit three of his four home runs at home...three were solo shots.
- Was batting .195 with a home run, three RBI and a .478 OPS in 44 games before the All-Star Break...then started 58 of the A's 70 games after the break at shortstop and hit .237 (45-for-190) with three home runs, 17 RBI and a .593 OPS in 62 games...stole all five of his bases after the break.
- Tied for sixth in the majors in sacrifice hits (6)...was 6-for-8 (.750) when bunting and the six bunt hits tied for fourth...is 9-for-13 (.692) in his career when bunting.
- Batted .247 with three of his four home runs in 26 interleague games...hit three of his home runs against National League West teams (San Francisco 2, Arizona 1).
- Had a .137 batting average with two strikes.
- Started a team-leading 92 games at shortstop...committed nine errors for a .976 fielding percentage...also made one start at second base.
- Singled in his only at bat as a pinch hitter and is now 2-for-2 in two career pinch hitting appearances.
- Made a team-leading 73 starts batting ninth...also made 19 starts hitting eighth and one from the leadoff spot (July 8 at Boston).
- Hit .333 with 14 doubles, a triple, three home runs, 18 RBI and a .939 OPS in 33 games with Triple-A Las Vegas...added 20 walks for a .420 on-base percentage.
- Was 13-for-14 (92.9%) in stolen base attempts and has reached double figures in steals in each of his last five seasons in the minors.

- Batted .356 (37-for-104) with all three of his home runs and a 1.014 OPS against right-handed pitchers compared to .258 (8-for-31) with a .691 OPS against left-handers.
- Hit .382 at home, .271 on the road.
- Had a .396 batting average in the sixth inning or later.
- Started 33 games, all at shortstop...committed seven errors for a .943 fielding percentage.
- Hit leadoff 31 times.
- **DAY-BY-DAY:** Was on the A's Opening Day roster and went 0-for-13 over his first seven games to extend his hitless streak to a career-high 21 at bats dating back to Oct. 2, 2022...singled on April 13 at Baltimore for his first hit and was 1-for-17 in eight games when he was optioned to Las Vegas on April 14...went 8-for-37 (.216) over his first nine games with the Aviators but then had four straight multiple hit games from April 26-29 (11-for-18, .611)...was batting .339 in 14 games when he was recalled by the A's on May 2...went 3-for-25 (.120) over his first 10 games, 9-for-19 (.474) over a five-game stretch from May 12-16 and 7-for-42 (.167) over his final 15 games before he was optioned to Las Vegas a second time on June 6...started 27 of the A's 33 games at shortstop during his second stint and hit .221 in 30 games total to improve his overall batting average to .196...reached base safely in each of his first 11 games with the Aviators following his option, giving him an 18-game minor league reaching base streak dating back to April 23...hit .346 with a .425 on-base percentage during the streak...had a nine-game hitting streak from June 11-21 (13-for-37, .351), his longest as a minor leaguer in 2023...stole two bases on June 14 against Reno and again on June 20 at Oklahoma City...scored a minor league career-high four runs on July 1 against Round Rock...was recalled by Oakland on July 4 and spent the remainder of the season with the A's...hit .234 with all three of his home runs and 17 of his 18 RBI in 68 games during this third stint...went 9-for-58 (.155) over his first 21 games to drop his overall batting average to .181 at the conclusion of play on Aug. 5...then hit .266 over his final 47 games, beginning Aug. 6 against San Francisco when he was 3-for-4 with two home runs and three RBI...it was his first career two-homer game and his first three-RBI game...it started a season-high five-game hitting streak through Aug. 11 (7-for-17, .412)...went 4-for-5 with a home run and five RBI Aug. 25 at Chicago (AL)...had career highs in hits and RBI and he became the first player in Athletics history with four or more hits and five or more RBI while batting ninth in the order...had his best month in August when he hit .268 with three of his four home runs and nine of his 20 RBI in 24 games...now has five of his eight career home runs in August...matched his season high with a five-game hitting streak from Sept. 22-28 (6-for-16, .375).

CAREER

2022—Made his Major League debut and batted .207 with four home runs, 19 RBI and a .547 OPS in 100 games over three stints with the A's...had a team-leading six sacrifice hits, which tied for third in the American League and was the most by an Athletic since Eric Sogard also had six in 2013...batted .276 with three of his four home runs and a .763 OPS against left-handed pitchers compared to .179 with a .459 OPS against right-handers...hit three of his four home runs on the road...all four came against AL West competition...had a .150 batting average with runners in scoring position, which was second lowest in the majors among players with 300 or more plate appearances overall (Buxton, MIN .145)...started 57 games at shortstop, including 42 of the A's last 45 games following the release of Elvis Andrus on Aug. 17, and 35 at second base...committed six errors as a shortstop (.978 fielding percentage) and four as a second baseman (.975)...made a team-leading 67 starts batting ninth...also made 14 starts in the eight spot and 11 hitting leadoff...singled in his only at bat as a pinch hitter...batted .104 with two strikes...spent the balance of the season with Triple-A Las Vegas where he batted .266 with two home runs, 16 RBI, a .730 OPS and 10 stolen bases in 46 games...added 27 walks for a .371 on-base percentage...batted .346 with a .922 OPS against left-handed pitchers, .231 with a .645 OPS against right-handers...hit .209 with runners in scoring position...had a .364 average, both of his home runs, 12 of his 16 RBI and a 1.014 OPS in 21 home games...batted .188 with a .501 OPS in 25 games on the road...hit .300 over innings 1-6, .189 from the seventh inning on...started 38 games at shortstop and made two errors for a .987 fielding percentage...did not commit an error in seven starts at second base and now has a 58-game minor league errorless streak as a second baseman dating back to his last error on May 2, 2019...batted second 22 times, first 12 times, eighth eight times, seventh three times and fifth once...began the season at Las Vegas and hit safely in each of his first 10 games...went 15-for-38 (.395) with five multiple hit games, six walks (.477 on-base percentage)

and three stolen bases during the streak...was batting .319 with an .800 OPS in 12 games when he was added to the A's roster as a substitute player on April 18...made his Major League debut the next day against Baltimore with a start at second base and went 0-for-3...doubled off Dillon Tate in the seventh inning on April 21 against the Orioles for his first Major League hit...had his first multiple hit game in a 2-for-3 performance against Cleveland on April 30 and also stole the first base of his career in that game...it was his first of seven two-hit games...was 4-for-19 (.211) with two doubles, no RBI and two walks in eight games with the A's when he was returned to Las Vegas on May 3...hit .184 with three RBI and six walks (.286 on-base percentage) in 12 games with the Aviators before returning to Oakland on May 18...went 0-for-4 in two games and was optioned back to Las Vegas on May 22...was successful in each of his first seven stolen bases attempts at Triple-A before he was caught stealing on May 26 at Tacoma...reached base safely in each of his final 15 games with Las Vegas beginning June 2 and batted .365 (19-for-52) with 13 runs, six doubles, a home run, 11 RBI and 14 walks (.500 on-base percentage) during the streak...was batting .266 with two home runs and 16 RBI in 46 games overall at Triple-A when he was brought up to Oakland a third time on June 21...spent the remainder of the season with the A's...hit his first Major League home run June 21 against Seattle, a two-run shot off Marco Gonzales in the seventh inning...the home run also accounted for his first two RBI...it was his first of four two-RBI games...it began a career-best 11-game reaching base streak, during which he batted .297 with a .366 on-base percentage...had a career-best eight-game hitting streak from June 25 to July 2 (9-for-29, .310)...homered in back-to-back games on Aug. 14 at Houston and Aug. 15 at Texas...went 9-for-28 (.321) over a nine-game span from Sept. 10 to 20.

2021—Made his Double-A and Triple-A debuts in 2021 and in between played for Team USA in the Olympics...combined to hit .288 with six home runs and 41 RBI in 89 games with Midland and Las Vegas...was named the A's Organizational Player of the Year...the home runs and RBI are his best as a minor leaguer...tied for seventh in the A's farm system in hits (98)...hit .319 with all six of his home runs and a .845 OPS in 50 games with Midland...was moved up to Las Vegas after returning from the Olympics and finished the year by hitting .243 with a .603 OPS in 39 games with the Aviators...combined with both clubs to bat .385 with a .993 OPS against left-handed pitchers...hit .260 with a .676 OPS against right-handers...combined for a .425 batting average and 1.067 OPS in his home ballparks compared to .226 with a .599 OPS on the road...hit .517 at Midland's Momentum Bank Ballpark...batted .248 with a .625 OPS, one home run and 10 RBI over innings 1-4...then hit .319 with a .845 OPS, five home runs and 31 RBI from the fifth inning on...started 48 games at shortstop and 36 at second base...committed 11 errors, all as a shortstop (.944 fielding percentage)...had 182 errorless chances at second base...was 7-for-12 (.583) with two doubles and a triple as the designated hitter...saw his most playing time batting second (40 games), ninth (28) and first (15)...hit .329 with five of his six home runs and 27 of his 41 RBI as the two-hitter...was named to the All-Olympic Team and earned Best Defensive Player honors after going 6-for-21 (.286) with two doubles, a home run and two RBI to help Team USA to the Silver Medal...was rated as the A's third-best prospect by *Baseball America* following the season...began the year at Double-A Midland...had three-straight three-hit games against San Antonio from May 11-13 (9-for-11, 6 RBI)...had a minor league career-high tying three RBI in the final game of the streak, his first of four three-RBI games...was named Double-A Central Player of the Week for the week of May 10-16 after going 14-for-22 (.636) with six runs, six RBI, five walks, four three-hit games and one two-hit game in six games...batted .393 with four home runs, 12 RBI and a 1.029 OPS in 19 games in June...led the Double-A Central in batting in June, ranked fourth in hits (33), eighth in OPS and ninth in on-base percentage (.422)...stole a career-high tying two bases on June 11 at San Antonio...did it again on Sept. 29 at Reno...had a season-high 15-game hitting streak from June 13-30...went 26-for-65 (.400) with three doubles, one triple, four home runs and 12 RBI during the streak (1.090 OPS)...that included his first career two-homer game June 24 against Wichita...at the time he left for the Olympics (July 16), he ranked second in the Double-A Central in batting (.319) and tied for fifth in hits (65)...was transferred to Triple-A Las Vegas on Aug. 12 after returning from the Olympics...batted .313 in 23 games in September...hit safely in 11 consecutive games from Sept. 14-26 (18-for-43, .419).

2020—Was a non-roster invitee with the A's and went 3-for-5 (.600) with a double, home run and two RBI in three spring training games...was added to the A's 60-man player pool on June 29 but did not play in 2020...was rated as the A's number-six prospect by *Baseball America*.

2019—Batted .292 with three home runs and 25 RBI in 72 games with Single-A Stockton in a season cut short by an ankle injury in late June...had career highs with 22 doubles and 30 extra base hits...was named to the California League Midseason All-Star team...hit .397 with a 1.130 OPS against left-handed pitchers compared to .265 with a .712 OPS against right-handers...batted .316 with runners in scoring position...had a .311 batting average in 59 games at night...started 45 games at shortstop and 24 at second base...committed four errors as a shortstop for a .979 fielding percentage...made two errors as a second baseman (.982)...hit exclusively in the leadoff spot in the batting order...played for Mesa in the Arizona Fall League following the season and hit .194 with six RBI in 18 games...was rated as the A's number-10 prospect by *Baseball America*...walked three times in a game for the first time in his career on Opening Day, April 4 against Rancho Cucamonga...had a season-best 13-game hitting streak from April 16 to 30 (20-for-56, .357)...went 16-for-40 (.400) with seven multiple hit games, five doubles, three triples, a home run and six walks over a 10-game stretch from May 4 to 14 (1.230 OPS)...went 3-for-5 May 30 at Lancaster to begin a season-ending stretch where he hit .340 over his final 25 games...started at shortstop and batted leadoff for the North in the California League All-Star Game on June 18 and went 0-for-3 with a strikeout...was placed on the injured list June 28 with a sprained left ankle and missed the remainder of the season.

2018—Spent his first full professional season at Single-A Beloit and hit .239 with no home runs and 34 RBI in 121 games...had minor league career highs in runs (51), hits (110), triples (6), walks (34), hit by pitches (9), stolen bases (24), games, at bats (460) and strikeouts (85)...tied for fourth in the A's farm system in stolen bases and tied for eighth in triples...batted .242 with 33 of his 34 RBI against right-handed pitchers compared to .227 against left-handers...appeared exclusively at shortstop where he made 120 starts...committed 17 errors for a .965 fielding percentage...saw his most action with 74 games batting leadoff and 45 in the nine spot...batted .300 over a 20-game span from June 16 to July 11...capped that stretch by going 4-for-6 on July 11 at South Bend...it was his first career four-hit game...reached base safely in each of his final 25 games from Aug. 3 to Sept. 3...hit .323 with a .367 on-base percentage during the streak...had a season-high 11-game hitting streak from Aug. 4-15 (16-for-47, .340)...went 0-for-7 with five strikeouts in two postseason games for the Snappers.

2017—Batted .254 with a home run and 14 RBI in 35 games in his professional debut with the A's affiliate in the Arizona Rookie League...hit .333 with an .884 OPS against left-handed pitchers compared to .222 with a .553 OPS against righties...batted .308 at home and .308 with runners in scoring position...started 32 games at shortstop and committed 12 errors in 33 games overall for a .917 fielding percentage...made his debut July 1 against the Giants and collected his first hit in his next game on July 3 against the Dodgers...hit his first home run July 24 at the Royals.

PERSONAL/MISCELLANEOUS

Nicholas Ryan Allen was originally signed by A's scout Anthony Aliosi...is married, Savannah...graduated from Francis Parker High School (Calif.)...hit .469 as a junior...garnered 2017 Rawlings-Perfect Game Preseason First Team All-American honors as a senior.

LIFETIME PLAYING RECORD																				
Year	Club	AVG.	G	AB	R	H	2B	3B	HR	RBI	SH	SF	HP	BB	SO	SB	CS	OBP	SLG	E
2017	AZL A's	.254	35	138	26	35	3	2	1	14	2	0	1	13	28	7	3	.322	.326	12
2018	Beloit	.239	121	460	51	110	17	6	0	34	3	6	9	34	85	24	8	.301	.302	17
2019	Stockton	.292	72	288	45	84	22	5	3	25	8	0	4	28	52	13	5	.363	.434	6
2020	(Minor League Season Cancelled — Did Not Play)																			
2021	Midland	.319	50	204	31	65	9	2	6	31	2	3	2	18	46	8	6	.374	.471	5
	Las Vegas	.243	39	136	17	33	8	0	0	10	2	1	1	11	30	4	1	.302	.301	6
2022	Las Vegas	.266	46	173	31	46	10	0	2	16	4	0	2	27	34	10	2	.371	.358	2
	OAKLAND	.207	100	299	31	62	13	0	4	19	6	1	1	19	64	3	2	.256	.291	10
2023	OAKLAND	.221	106	303	29	67	4	2	4	20	6	2	1	17	52	5	1	.263	.287	9
	Las Vegas	.333	33	135	33	45	14	1	3	18	5	1	1	20	16	13	1	.420	.519	7
Major League Totals		.214	206	602	60	129	17	2	8	39	12	3	2	36	116	8	3	.260	.289	19
Minor League Totals		.272	396	1534	234	418	83	16	15	148	26	11	20	151	291	79	26	.343	.377	55

CAREER TRANSACTIONS

2017 — Selected by the Oakland Athletics organization in the 3rd round of the First-Year Player Draft.

ALLEN'S CAREER BESTS

Hits: 4, August 25, 2023 at Chicago (AL)

Home Runs: 2, August 6, 2023 vs. Arizona

Runs Batted In: 5, August 25, 2023 at Chicago (AL)

Stolen Bases: 1 (eight times), last: September 6, 2023 vs. Toronto

Hitting Streak: 8, June 25 to July 2, 2022

Hitless Streak (At Bats): 21, October 2, 2022 to April 12, 2023

Game Ending RBI: None

Grand Slams: None

Pinch-Hit Home Runs: None

Inside-The-Park Home Runs: None

Lead Off Home Runs: None



INFIELDER

Height/Weight: 6-0 / 192

Bats/Throws: Right / Right

Birthdate: July 14, 1994

Opening Day Age: 29

Birthplace/Resides: Miami, Florida / Miami, Florida

Major League Service: None

Obtained: Signed to a minor league contract, November 16, 2023

Contract Status: First year of a one-year contract through 2024

Updated Stats

NON-ROSTER INVITEE

CAREER HIGHLIGHTS

Was originally selected by New York (AL) in the 17th round of the 2016 First-Year Player Draft and played six seasons in the Yankees farm system...also played in the minors for San Francisco in 2023 before signing a minor league deal with the A's on Nov. 16, 2023...is a .268 career hitter with 75 home runs and 358 RBI in 653 games in seven professional seasons...has started 248 games at third base, 29 at designated hitter, 27 at first base, eight at second base and one each at short-stop and left field...was named a Yankees Organization All-Star by MiLB.com in 2018 and 2019.

2023 HIGHLIGHTS

- Batted .308 with 18 home runs and 56 RBI in 71 games with Triple-A Sacramento in a season shortened by a nearly two month stay in the injured list with an inflamed left hand...also had an eight-game rehab assignment with the Giants affiliate in the Arizona Complex League where he hit .357...had a .313 batting average, 18 home runs, 58 RBI and a .952 OPS in 82 games overall.
- Had career highs in batting, on-base percentage (.383), slugging percentage (.569), OPS, home runs and stolen bases (9).
- Tied for third in the Giants farm system in home runs and tied for seventh in extra base hits (37).
- Hit .343 (35-for-102) against left-handed pitchers and .296 (55-for-186) against right-handers.
- Batted .359 with 13 of his 18 home runs with the bases empty, .267 with runners on...had a .247 average with runners in scoring position.
- Combined for a .278 batting average in his home ballparks compared to .340 on the road.
- Hit .248 with 11 of his 18 home runs and 27 of his 56 RBI with Sacramento with two strikes.
- Started 33 games at first base, 26 at third base, 11 at designated hitter and eight at second base...committed 10 errors, including five at third base (.921 fielding percentage), four at first base (.985) and one at second base (.968).
- Was 0-for-4 with two strikeouts as a pinch hitter.
- Started games at every spot in the order and saw his most action with 20 starts batting seventh.
- Went 0-for-4 in two games for Obregon in the Dominican Winter League following the season.
- DAY-BY-DAY:** Began the season at Sacramento and went 6-for-24 (.250) in eight games before going on the injured list April 13 with an inflamed left hand...was sent to the Giants affiliate in the Arizona Complex League for a rehab assignment on June 5 and went 10-for-28 (.357) with two RBI in eight games before he was reinstated from the IL on June 20...hit safely in 11 of his first 13 games following his return (18-for-50, .360)...went 1-for-4 with a career-high tying three strikeouts June 24 at Round Rock...hit five home runs over a five-game stretch from July 23-28 and was 11-for-20 (.556) with four doubles, seven RBI and nine runs scored over that span...had his fifth career two-homer game July 25 at Albuquerque and his sixth came three days later against the Isotopes when he also scored a career-high four runs...hit .400 with five home runs, 14 RBI and a 1.142 OPS in 20 games in July...had a season-high eight-game hitting streak from Aug. 19-27 and was 13-for-35 (.371) with three home runs

and 11 RBI over that span...it began a season-ending stretch where he hit .311 with eight home runs, 25 RBI, 16 walks and a 1.035 OPS over his final 25 games...stole six of his nine bases in August...had the first three-walk game of his career Sept. 17 against Sugar Land...connected for a grand slam and drove in four runs on Sept. 21 at Salt Lake...batted .326 with five home runs, 14 RBI and a 1.155 OPS in 14 games in September...added 12 walks for a .459 on-base percentage.

CAREER

2022—Spent the entire season at Triple-A Scranton/Wilkes-Barre, batting .278 with 18 home runs and 55 RBI in 91 games...led the Rail Riders in slugging (.525) and RBI, ranked second in home runs, third in doubles (20) and fourth in runs scored (48)

2021—Spent the entire season with Triple-A Scranton/Wilkes-Barre, batting .236 with 46 runs, 25 doubles, 10 home runs, 52 RBI and 37 walks0 in 106 games.

2020—Did not play as the minor league season was cancelled due to the pandemic.

2019—Finished second in the Yankees organization in RBI (76) between Double-A Trenton and Triple-A Scranton/Wilkes-Barre...was named a Yankees Organization All-Star by MiLB.com...went 2-for-10 with a double, RBI and three walks in three postseason games for RailRiders.

2018—Was and Eastern League Midseason All-Star with Double-A Trenton...was also named a Yankees Organization All-Star by MiLB.com

2017— Combined to play in 76 games with Single-A Tampa and Single-A Charleston.

2016— Made his professional debut, playing for short-season Single-A Staten Island and Single-A Charleston...went 1-for-11 (.091) in three postseason games for Charleston.

PERSONAL/MISCELLANEOUS

Armando Francisco Alvarez...graduated from Miami Killian High School (Fla.)...played one season at Florida International University, one at Miami Dade Community College and two at Eastern Kentucky...hit .409 as a senior and combined for 25 home runs and 105 RBI in two seasons with EKU...was named Ohio Valley Conference Co-Player of the Year in 2016 and earned a spot on the ABCA/Rawlings NCAA Division I All-Region Second Team after leading the NCAA in hits during the regular season (97).

LIFETIME PLAYING RECORD

Year	Club	AVG.	G	AB	R	H	2B	3B	HR	RBI	SH	SF	HP	BB	SO	SB	CS	OBP	SLG	E
2016	Staten Island	.339	13	59	11	20	4	0	0	11	0	3	0	4	3	0	0	.364	.407	4
	Charleston	.274	53	208	25	57	12	0	5	29	0	4	0	6	23	0	2	.289	.404	2
2017	Charleston	.261	35	119	11	31	8	0	0	11	0	1	1	8	19	0	0	.310	.328	6
	Tampa	.228	41	149	8	34	5	1	0	10	1	0	1	3	18	3	1	.248	.275	7
2018	Tampa	.185	9	27	5	5	0	0	2	2	0	0	0	5	6	0	0	.313	.407	1
	Trenton	.262	99	359	54	94	25	3	11	54	0	2	3	25	48	2	1	.314	.440	11
2019	Trenton	.262	58	210	21	55	13	1	5	32	0	1	2	17	35	3	2	.322	.405	6
	Scranton/Wilkes-Barre	.277	66	238	31	66	18	0	6	44	0	3	1	18	39	1	2	.327	.429	9
2020	(Minor League Season Cancelled — Did Not Play)																			
2021	Scranton/Wilkes-Barre	.236	106	360	46	85	25	0	10	52	0	5	0	37	70	2	1	.303	.389	15
2022	Scranton/Wilkes-Barre	.278	91	299	48	83	20	0	18	55	0	4	0	20	71	4	2	.319	.525	14
2023	ACL Giants-Orange	.357	8	28	4	10	3	0	2	0	0	1	2	4	1	0	0	.419	.464	1
	Sacramento	.308	74	260	51	80	15	1	18	56	0	5	1	32	47	8	1	.379	.581	9
Minor League Totals		.268	653	2316	315	620	148	6	75	358	1	28	10	177	383	24	12	.319	.434	85

CAREER TRANSACTIONS

2016 — Selected by the New York Yankees organization in the 17th round of the First-Year Player Draft. **2022** — Elected free agency, November 10; signed by the San Francisco Giants to a minor league contract, December 10. **2023** — Elected free agency, November 6; signed by the Oakland Athletics to a minor league contract, November 16.

**OUTFIELDER/INFIELDER****Height/Weight:** 6-0 / 210**Bats/Throws:** Right / Right**Birthdate:** March 2, 1995**Opening Day Age:** 29**Birthplace/Resides:** San Cristóbal, Dominican Republic / San Cristóbal, Dominican Republic**Major League Service:** 4 years, 53 days**Obtained:** Claimed off waivers from the Pittsburgh Pirates, November 6, 2023**Contract Status:** First year of a one-year contract through 2024[@MAndujarPapa](#)[MiguelAndujar_02](#)[Updated Stats](#)**CAREER HIGHLIGHTS**

Has played parts of seven seasons in the majors with the Yankees (2017-2022) and Pirates (2022-23) and is a .270 career hitter with 39 home runs and 149 RBI in 298 games...played in 149 games as a rookie in 2018 when he finished second to Shohei Ohtani in American League Rookie of the Year voting...has played 45 games or fewer in his other six seasons...spent most of the 2019 and 2021 seasons on the injured list...was rated as the Yankees 10th-best prospect by *Baseball America* following the 2014 season...played for Scottsdale in the Arizona Fall League following the 2016 season and was named to the AFL All-Prospect team.

2023 HIGHLIGHTS

- Spent most of the season at Triple-A Indianapolis where he hit .338 with 16 home runs, 86 RBI and a .941 OPS in 103 games...also batted .250 with four home runs and 18 RBI in 30 games over two stints with Pittsburgh.
- Had a .300 on-base percentage with the Pirates, which was his best since posting a mark of .328 as a rookie in 2018...his seven doubles, 18 RBI and 11 extra base hits were also his most since 2018.
- Hit .278 (10-for-36) with an .871 OPS against left-handed pitchers, .229 (11-for-48) with a .705 OPS against right-handers.
- Had a .333 batting average with runners in scoring position, .211 in all other situations.
- Batted .311 with three of his four home runs on the road, .179 at home.
- Hit three of his four home runs during the day...two gave the Pirates the lead as did six of his 18 RBI.
- Had a .268 batting average and three of his four home runs with two strikes.
- Started 14 games in right field, five at designated hitter and one in left field...did not commit an error and had one assist in 19 games overall in the outfield.
- Was 2-for-7 (.286) with a RBI as a pinch hitter.
- Started game at every spot in the order except first and second.
- With Indianapolis, he had minor league career highs in batting (.338), on-base percentage (.404), RBI (86) and walks (47) and matched his best in home runs (16).
- Rank third in the International League in batting, fourth in OPS (.940), fifth in slugging (.536), tied for fifth in hits (140), tied for seventh in RBI, eighth in on-base percentage and tied for eighth in doubles (30).
- Led the Pirates farm system in hits and doubles, ranked second in RBI and extra base hits (48), seventh in home runs and 10th in runs (63).
- Hit .341 (107-for-314) with a .914 OPS against right-handed pitchers, .330 (33-for-100) with a 1.022 OPS against left-handers.
- Led all Triple-A hitters with a .398 batting average with runners in scoring position...batted .394 with runners on, .284 with the bases empty.
- Hit .373 with a 1.049 OPS at home, .305 with a .833 OPS on the road.
- Had a .355 batting average in night games and .272 with two strikes.
- Was 26-for-50 (.520) with three home runs, 18 RBI and a 1.350 OPS when putting the first pitch in play.
- Started 29 games at first base, 26 at designated hitter, 26 in right field and 22 in left field...committed one error as a first baseman and one as a right fielder.

- Tied for ninth among IL outfielders in assists (8) despite just 49 games in the outfield.
- Hit .488 with six home runs and 19 RBI as a left fielder.
- Started games at every spot in the order from third through seventh and had his most action with 50 starts batting third.
- Was named a Pirates Organizational All-Star by MLB.com.
- Played for Lacey in the Dominican Winter League following the season and hit .306 with two home runs and 19 RBI in 31 games.
- **DAY-BY-DAY:** Began the season at Indianapolis and went 5-for-33 (.152) over his first eight games...then was 11-for-27 (.407) over a seven-game stretch from April 11-18...matched his minor league best with two stolen bases on April 23 at Memphis...was batting .284 with three home runs and 15 RBI in 23 games when he was selected by Pittsburgh on April 29...made his Pirates debut in a doubleheader that day against Washington and had two hits, a home run and three RBI in each game...then went 1-for-26 over his next 11 games and was batting .161 with two home runs and six RBI in 13 games overall when he was designated for assignment on May 19...was outrighted to Indianapolis on May 21 and joined the club on May 24...went 2-for-4 that day against Columbus to start a 20-game hitting streak that ran through June 18...was 35-for-82 (.427) with nine doubles, a triple, five home runs and 19 RBI during the streak...it was his first of three hitting streaks of 10 or more games...had his first of four four-hit games May 31 against Toledo (also June 3 vs. Toledo, June 23 vs. Columbus and Aug. 1 at Gwinnett)...the four hits match his most as a minor leaguer...went 3-for-4 with two RBI on June 22 against Columbus and then had a 4-for-6 performance and four RBI the next day against the Clippers...hit safely in 15 consecutive games from June 29 to July 18 and was 27-for-66 (.409) with 20 RBI during the streak...batted .362 with 23 RBI and a 1.015 OPS in 23 games in June...then hit .380 with 26 RBI and a 1.009 OPS in 24 games in July...had his first of three five-RBI games on July 4 against Memphis (also July 14 at Omaha and Aug. 1 at Gwinnett)...had an 11-game hitting streak from July 27 to Aug. 10...hit .489 (22-for-45) with three doubles, four home runs, 14 RBI and six walks (.549 on-base percentage) during the streak, which included the first game of an Aug. 10 doubleheader against Nashville...went 0-for-2 in the second game and hit .222 over his final 19 games at Triple-A before joining the Pirates as a September call-up...batted .302 with two home runs and 12 RBI in 17 games during his second stint with Pittsburgh.

CAREER

2022—Hit a combined .235 with five doubles, one triple, one home run and 17 RBI in 36 games between New York (AL) and Pittsburgh...began the season with Triple-A Scranton/Wilkes-Barre, where he hit safely in 10 of his 13 games during the month of April, going 17-for-49 (.347) with a double, three home runs and six RBI...was recalled by New York on April 26...went 2-for-4 with a run scored in his season debut with the Yankees on April 29 at Kansas City...was optioned back to Scranton on May 2 before being recalled again on May 23...hit safely in five of his six games from May 25-31 before being optioned back to Triple-A on June 3...was recalled as the 27th man for New York's doubleheader on July 2 (played in both games at Cleveland before being returned to Triple-A)...hit safely in four of his five games with the Yankees during the month of August after being with the team from Aug. 9-17...was appointed as the 27th man for the Sept. 7 doubleheader against Minnesota...was recalled again on Sept. 8...appeared in seven games before being optioned back to Triple-A on Sept. 21 and designated for assignment on Sept. 22...was claimed off waivers by Pittsburgh on Sept. 25...made his Pirates debut as the designated hitter on Sept. 26 vs. Cincinnati and went 1-for-3 with a walk while batting third...produced nine RBI in his first eight games with the Pirates to become one of just seven players since 1961 to collect nine or more RBI in his first eight games with the club...had a season-high three hits while also tripling for the first time since Sept. 6, 2020, in the final game of the season on Oct. 5 vs. St. Louis.

2021—Began the season on the 10-day injured list due to right wrist carpal tunnel syndrome and missed the first 21 games...was reinstated from the injured list following the game on April 25 and optioned to New York's alternate site...made his season debut on May 7 vs. Washington while making the start at first base...it was his first career appearance in the big leagues at first base...was optioned to Scranton on May 10 before being recalled on May 13...went deep five times over an eight-game span from May 31 to June 9 after going homerless in his first 18 games to start the season...went deep in back-to-back games on two occasions on May 31 and June 1

and again on June 8-9...missed three straight games from July 7-9 with a left wrist sprain prior to being placed on the 10-day injured list on July 10...played in two games on rehab with Scranton before being returned from rehab and transferred to the 60-day IL on Aug. 23.

2020—Had four separate stints with the Yankees...made his season debut on July 26 at Washington, where he started in left field...it was his first professional appearance at a defensive position other than third base...went deep on Sept. 7 at Toronto for his first home run since Sept. 27, 2018.

2019—Was a member of New York's Opening Day roster for the first time in his career...was on the 10-day injured list from April 1 to May 4 with a right shoulder strain...was placed on the 10-day injured list again on May 13 with a right labrum tear...underwent right shoulder labral repair on May 20 at New York Presbyterian Hospital...was transferred to the 60-day injured list on May 21 and missed the remainder of the season.

2018—Finished second in American League Rookie of the Year voting behind Shohei Ohtani...was honored as the AL Rookie of the Year by *The Sporting News* as voted on by his peers...was named to *Baseball Digest's* and *Baseball America's* All-Rookie teams...led all rookies in hits, doubles, RBI, extra base hits (76) and multi-hit games (53), tied for first in home runs and ranked second in both runs and batting average...set the Yankees rookie record for most doubles (the previous record was 44 by Joe DiMaggio in 1936)...tied Boston's Fred Lynn from 1975 for the most doubles by an AL rookie and the second-most by any rookie in ML history behind Brooklyn's Johnny Frederick in 1929 (52)...recorded the third-most extra base hits (76) by a Yankees rookie in a single season behind DiMaggio (88 in 1936) and Aaron Judge (79 in 2017)...joined DiMaggio (1936) as the only rookies in Yankees history to hit at least 40 doubles and 20 home runs in a season...was one of four Yankees rookies to hit at least 25 home runs in a season, joining Judge (52 in 2017), DiMaggio (29 in 1936) and Joe Gordon (25 in 1938)...became the fifth Yankees rookie with multiple grand slams in the same season (first to do it since Hideki Matsui in 2003)...became one of seven Yankees since 1913 to collect at least 50 multi-hit games in his rookie season, joining DiMaggio (66 in 1936), Earle Combs (65 in 1925), Tom Tresh (54 in 1962), Ben Chapman (52 in 1930), Derek Jeter (50 in 1996) and Phil Rizzuto (50 in 1941)... became the first member of the Yankees age-23 or younger to hit 25 home runs in a season since Bobby Murcer (26) at age-23 in 1969...was recalled from Scranton on April 1 without appearing in a game with the RailRiders...remained with the Yankees for the rest of the season...hit the first home run of his big league career on April 17 vs. Miami off Brad Ziegler...hit his first career grand slam on June 5 vs. Toronto...was named the AL Rookie of the Month in June and again for August after batting .320 with seven doubles, 10 home runs and 29 RBI in 30 games...tied for the AL lead for home runs in August while also tying for the MLB lead in RBI...recorded his 44th double of the season on Sept. 28 at Boston, tying Joe DiMaggio (44 in 1936) for the most in a single season by a Yankees rookie.

2017—Had three separate stints with the Yankees...made his big league debut on June 28 at Chicago (AL), going 3-for-4 with a double, four RBI, walk and stolen base...set a Yankees record for RBI in a Major League debut...the previous record of three was held by Marv Throneberry on Sept. 25, 1955, and Billy Martin on April 18, 1950...was named the winner of the Kevin Lawn Player of the Year Award, presented annually to the organization's top performer...led all Yankees minor leaguers in batting average (.315) and doubles (36) while finishing third in RBI (82)...was a Yankees Organizational All-Star.

2016—Split the season between Single-A Tampa and Double-A Trenton, batting .273 with 12 home runs and 83 RBI in 130 games...ranked second among Yankees minor leaguers in RBI...was named an Organization All-Star by MiLB.com...was named to the Florida State League Midseason All-Star team...played for Scottsdale in the Arizona Fall League following the season and hit .284 with five RBI and nine walks in 19 games...was named to the AFL Fall Stars Game and the AFL All-Prospect team.

2015—Batted .243 with eight home runs and 57 RBI in 130 games for Single-A Tampa...was successful in 12-of-13 (92.3%) stolen base attempts...was named a Florida State League Midseason All-Star...had a 15-game hitting streak from Aug. 9-25...following the season, was ranked as the 10th best third base prospect in the minors by *Baseball America*.

2014—Spent the entire season with Single-A Charleston, batting .267 with 10 home runs and 70 RBI in 127 games...ranked third in the Yankees organization in RBI...following the season, was ranked as the Yankees 10th-best prospect by *Baseball America*.

2013—Hit .323 with four home runs and 25 RBI in 34 games with the Gulf Coast League Yankees 2.

2012—Made his professional debut with the Gulf Coast League Yankees, hitting .232 with a home run and 19 RBI in 50 games.

PERSONAL/MISCELLANEOUS

Miguel Enrique Andújar (Ruiz)...served as a counselor in Nelson Cruz's Boomstick Baseball Clinic in the Dominican Republic in 2019 alongside Cruz, Joaquin Benoit, Starlin Castro, Jean Segura, Juan Soto and Victor Robles...was named a recipient of the Thurman Munson Award in February of 2019.

LIFETIME PLAYING RECORD

Year	Club	AVG.	G	AB	R	H	2B	3B	HR	RBI	SH	SF	HP	BB	SO	SB	CS	OBP	SLG	E
2012	GCL Yankees	.232	50	177	21	41	9	0	1	19	0	0	1	13	37	1	3	.288	.299	14
2013	GCL Yankees2	.323	34	133	18	43	11	0	4	25	0	1	3	7	21	4	1	.368	.496	11
2014	Charleston	.267	127	484	75	129	25	4	10	70	2	3	3	35	83	5	1	.318	.397	26
2015	Tampa	.243	130	485	54	118	24	5	8	57	0	3	3	29	90	12	1	.288	.363	26
2016	Tampa	.283	58	230	34	65	10	2	10	41	0	0	3	18	30	1	3	.343	.474	7
	Trenton	.266	72	282	28	75	16	2	2	42	0	9	7	21	42	2	1	.323	.358	15
2017	Trenton	.312	67	253	30	79	23	1	7	52	0	5	2	12	38	2	3	.342	.494	10
	Scranton/Wilkes-Barre	.317	58	227	36	72	13	1	9	30	0	4	2	17	33	3	0	.364	.502	7
	NEW YORK (AL)	.571	5	7	0	4	2	0	0	4	0	0	0	1	0	1	0	.625	.857	0
2018	NEW YORK (AL)	.297	149	573	83	170	47	2	27	92	0	4	4	25	97	2	1	.328	.527	15
2019	NEW YORK (AL)	.128	12	47	1	6	0	0	0	1	0	1	0	1	11	0	0	.143	.128	3
	Tampa	.300	3	10	1	3	0	0	1	4	0	0	0	0	0	0	0	.300	.600	2
2020	NEW YORK (AL)	.242	21	62	5	15	2	1	1	5	0	0	0	3	9	0	0	.277	.355	4
2021	Scranton/Wilkes-Barre	.333	16	54	13	18	1	0	5	13	0	2	0	7	6	0	0	.397	.630	0
	NEW YORK (AL)	.253	45	154	19	39	2	0	6	12	0	1	0	7	28	0	1	.284	.383	1
2022	Scranton/Wilkes-Barre	.285	71	277	42	79	17	0	13	51	0	1	2	17	35	5	0	.330	.487	4
	NEW YORK (AL)	.229	27	96	9	22	2	0	1	8	0	1	0	3	22	4	0	.250	.281	0
	PITTSBURGH	.250	9	36	4	9	3	1	0	9	0	2	0	2	5	0	1	.275	.389	0
2023	Indianapolis	.338	103	414	63	140	30	2	16	86	0	3	1	47	55	5	3	.404	.536	2
	PITTSBURGH	.250	30	84	9	21	7	0	4	18	0	0	0	6	13	2	0	.300	.476	0
	Major League Totals	.270	298	1059	130	286	65	4	39	149	0	9	4	48	185	9	3	.302	.449	23
	Minor League Totals	.285	789	3026	415	862	179	17	86	490	2	31	27	223	470	40	16	.336	.441	124

CAREER TRANSACTIONS

2011 — Signed as a free agent to a minor league contract, July 2. **2019** — On the injured list, April 1 to May 3; included rehabilitation assignment to Tampa, April 30 to May 3. On the injured list, May 13 to November 3. **2021** — On the injured list, March 29 to April 24; included rehabilitation assignment to the Gulf Coast Yankees, March 31 to April 24. On the injured list, July 7 to November 6; included rehabilitation assignment to Scranton/Wilkes-Barre, August 17 to 22, and September 19 to October 7. **2022** — Claimed off waivers by the Pittsburgh Pirates, September 25. **2023** — Claimed off waivers by the Oakland Athletics, November 6.

WILD CARD PLAYING RECORD

Year	Club/Opp.	AVG.	G	AB	R	H	2B	3B	HR	RBI	SH	SF	HP	BB	SO	SB	CS	OBP	SLG	E
2018	NY Yankees vs. OAK	1.000	1	1	0	1	0	0	0	0	0	0	0	1	0	0	0	1.000	1.000	1

DIVISION SERIES PLAYING RECORD

Year	Club/Opp.	AVG.	G	AB	R	H	2B	3B	HR	RBI	SH	SF	HP	BB	SO	SB	CS	OBP	SLG	E
2018	NY Yankees vs. BOS	.111	3	9	0	1	0	0	0	0	0	0	0	1	2	0	0	.200	.111	0

ANDUJAR'S CAREER BESTS

Hits: 4, April 22, 2018 vs. Toronto

Home Runs: 1 (39 times), last: September 17, 2023 vs. New York (AL)

Runs Batted In: 4 (four times), last: September 15, 2018 vs. Toronto

Stolen Bases: 1 (nine times), last: September 21, 2023 at Chicago (NL)

Hitting Streak: 9, September 27, 2018 to May 5, 2019

Hitless Streak (At Bats): 19, May 5 to 10, 2019

Game Ending RBI: 1, May 4, 2018 vs. Cleveland (single)

Grand Slams: 2, September 15, 2018 vs. Toronto (Tyler Clippard); June 5, 2018 at Toronto (Seunghwan Oh)

Pinch-Hit Home Runs: None

Inside-The-Park Home Runs: None

Lead Off Home Runs: None

**OUTFIELDER****Height/Weight:** 6-1 / 195**Bats/Throws:** Right / Right**Birthdate:** May 22, 1999**Opening Day Age:** 24**Birthplace/Resides:** La Habana, Cuba / Santo Domingo, Dominican Republic**Major League Service:** None**Obtained:** Signed as a free agent to a minor league contract, July 2, 2016**Contract Status:** First year of a one-year contract through 2017
 [Updated Stats](#)
CAREER HIGHLIGHTS

Was rated as the 10th best international prospect by MLB.com when he was signed by the A's on July 2, 2016...is a .253 career hitter with 65 home runs and 257 RBI in 489 games over six seasons in the minors...has 244 walks and 46 hit by pitches for a .360 on-base percentage...however, has 745 strikeouts in 2008 plate appearances, an average of 2.70 plate appearances per strikeout...was rated as the A's seventh-best prospect by MLB.com in 2018 and the fifth-best in 2019...was listed as the A's fifth-best prospect by *Baseball America* following the 2017 season and sixth-best after 2018...was named an A's Organizational All-Star by MLB.com in 2018 and 2023.

2023 HIGHLIGHTS

- Began the season at Single-A Lansing but spent most of the year at Midland where he made his Double-A debut...combined to hit .252 with 20 home runs, 82 RBI and an .879 OPS in 110 games.
- Added 69 walks and was hit by a pitch 13 times for a .383 on-base percentage.
- Struck out 154 times but his average of 3.00 plate appearances per strikeout was his best since his rookie season of 2017.
- Had career highs in OPS, on-base percentage, slugging percentage (.496), runs (75), triples (6), home runs, RBI and hit by pitches.
- Tied for second in the A's farm system in RBI, ranked third in walks and slugging, tied for third in triples and extra base hits (46), fourth in home runs, fifth in hit by pitches, sixth in on-base percentage and seventh in runs.
- Tied for seventh in the Texas League in triples (5) and tied for ninth in RBI (72).
- Batted .294 (25-for-85) with a 1.081 OPS against left-handed pitchers compared to .240 (70-for-292) with an .820 OPS against right-handers...hit eight home runs in 85 at bats against lefties (10.6 at bats per home run) and 12 in 292 at bats against righties (24.3 at bats per home run).
- Connected for 13 of his 20 home runs with runners on base...was 5-for-13 (.385) with three doubles, a grand slam and 20 RBI with the bases loaded.
- Hit .127 with two strikes but had seven home runs...was 1-for-26 (.038) on an 0-2 count.
- Started 41 games at designated hitter, 34 in left field, 29 in right field and five in center field...committed five errors in 68 games overall in the outfield (.961 fielding percentage)...had three outfield assists.
- Hit 13 of his 20 home runs as the designated hitter.
- Started games at every spot in the order except the first three...saw his most action with 58 starts in the cleanup spot.
- Was named an A's Organizational All-Star by MLB.com
- Hit .167 in 15 games for Mesa in the Arizona Fall League following the season but walked 12 times to fuel a .351 on-base percentage.
- **DAY-BY-DAY:** Went 2-for-17 (.118) over his first five games with Lansing but had four walks and stole six bases...matched his career high with three stolen bases April 8 at Great Lakes...homered in five of six games from April 16-26 and was 9-for-20 (.450) with a triple, six home runs and nine RBI over that span...had an extra base hit in seven straight games from April 16-27 (one double, one triple, six home runs)...scored a run in eight straight games from April 16-28 (11 runs total) and then had a 10-game streak from May 4-23 (12 runs total)...had his sec-

ond career two-homer game April 19 at Lake County...was batting .277 with six home runs, 10 RBI and a 1.127 OPS in 14 games with Lansing when he was promoted to Midland May 2... hit .248 with 14 home runs, 72 RBI and an .844 OPS in 96 games with the RockHounds...went 5-for-18 (.278) with a triple, two home runs and 11 RBI over his first six games at Double-A... that included a four-game RBI on May 11 at Amarillo and a five-RBI game in the second game of a May 14 doubleheader against the Sod Poodles when he had a grand slam...had a 0-for-29 streak from May 19-June 2 and batted .141 over a 24-game stretch from May 19-June 24...then had a 22-game reaching base streak from June 25 to July 27...batted .324 with a .446 on-base percentage during the streak...hit .306 in 21 games in June, which was his best single-month batting average of 2023...hit safely in a season-high eight consecutive games from July 14-22 (12-for-29, .414)...went 5-for-29 (.172) with seven walks over an eight-game span from July 28 to Aug. 6...drew a career-high four walks Aug. 3 at Frisco...hit safely in seven straight games from Aug. 8-15 (10-for-31, .323) but then went 2-for-16 (.125) over his next five games...batted .400 with a .508 on-base percentage over a 14-game stretch from Aug. 24 to Sept. 8...had back-to-back three-hit games on Sept. 7 and 8 against San Antonio and did not strike out...it was the only time in 2023 he had consecutive games without a strikeout... then went 4-for-28 (.143) with no RBI over his final eight games.

CAREER

2022—Batted .261 with 10 home runs, 26 RBI and an .854 OPS in 56 games for Single-A Lansing in a season shortened due to a seven-week stay on the injured list with a strained left hamstring...walked 29 times for a .376 on-base percentage...struck out 86 times for a career-low average of 2.3 plate appearances per strikeout...grounded into just one double play in 198 plate appearances...hit .271 against left-handed pitchers, .256 against right-handers...connected for seven of his 10 home runs at home...had four home runs in 16 day games, six in 40 night games... was 9-for-15 (.600) with two home runs and six RBI when putting the first pitch in play...batted .092 with two strikes...started 31 games in left field, nine in center field and nine at designated hitter...made one error as a left fielder...made starts 14 starts batting fifth, 10 hitting sixth, 12 in the seven spot and 13 hitting eighth...batted .306 with a .500 on-base percentage in 15 games overall from the eight spot...went 3-for-3 in his second game of the season on April 14 against West Michigan and batted .302 with four home runs and five RBI over his first 15 games through May 8...hit safely in a season-high five consecutive games from April 16-28 (5-for-18, .278)...it was his first of three five-game hitting streaks (June 10-16, Aug. 4-10)...batted .158 in 16 games in May but walked 13 times for a .373 on-base percentage...had his best batting average in June when he hit .313 with three home runs and 10 RBI in 12 games...was batting .245 with eight home runs, 17 RBI and a .894 OPS in 38 games when he was placed on the injured list June 24 with a strained left hamstring...was reinstated on Aug. 1 and hit .286 with two home runs, 19 RBI and a .790 OPS over his final 18 games...stole 10 of his 13 bases after being reinstated from the IL...stole at least one base in each of his final four games beginning Aug. 21 (six stolen bases total), including a career-high three on Aug. 24 at Wisconsin...was suspended 10 games on Aug. 30 for his role in a brawl and missed the remainder of the season.

2021—Began the season at Single-A Stockton and hit .431 with two home runs and 10 RBI in 15 games to earn a promotion to High-A Lansing on May 31...batted .195 with four home runs and 16 RBI in 56 games with the Lugnuts...combined for a .259 batting average, six home runs, 26 RBI and a .703 OPS in 71 games overall...walked 18 times against 106 strikeouts and averaged 2.5 plate appearances per strikeout...batted .354 with a .946 OPS against left-handed pitchers, .236 with a .642 OPS against right-handers...had a .288 average on the road, .209 at home...hit .280 at night, .107 in nine day games...started 32 games in left field, 22 at designated hitter and 11 in center field...made one error each in left field and right field...made starts at every spot in the order except third and fourth...had 29 starts hitting ninth and batted .464 with seven stolen bases in 13 starts in the leadoff spot...began the year at Stockton and stole a base in each of his first four games (five stolen bases total)...hit safely in a season-high five consecutive games from May 22-29 (13-for-22, .591)...was named Low-A West Player of the Week for the week of May 24-30 when he went 11-for-17 (.647) with five runs, four doubles, four RBI and two walks in four games...had the first two four-hit games of his career in back-to-back games on May 28 and 29 at Rancho Cucamonga...reached base safely in 14 of his 15 games with Stockton (.471 on-base percentage) before he was promoted to Lansing on May 31...went 12-for-40 (.300) over

a 13-game stretch from July 8-24 and was batting .205 with two home runs and 12 RBI in 40 games with the Lugnuts when he was placed on the temporary inactive list July 28 for the birth of a child...was reinstated Aug. 6 and went 8-for-47 (.170) with two home runs and four RBI over his final 16 games.

2020—Did not play as the minor league season was cancelled due to the pandemic.

2019—Spent the entire season at Single-A Stockton and hit .222 with 17 home runs and 61 RBI in a career-high 126 games...also had career highs in hits (102), doubles (22), walks (73), stolen bases (22) and strikeouts (227)...led all of minor league baseball in strikeouts and had 37 more than the next closest player...averaged 2.4 plate appearances per strikeout...ranked third in the California League in walks and tied for seventh in extra base hits (44)...ranked second in the A's farm system in walks, fourth in stolen bases, seventh in home runs, tied for seventh in runs (65), ninth in extra base hits and tied for ninth in triples (5)...batted .274 with a .909 OPS against left-handed pitchers, .209 with a .693 OPS against right-handers...started 110 games in left field, seven in center field and seven at designated hitter...had four assists and four errors (.981 fielding percentage)...had a season-best nine-game hitting streak from June 22-July 1 (11-for-39, .282)...was named to the California League Midseason All-Star team and went 1-for-4 with a walk for the North Squad in the CL All-Star Game...had his first career two-homer game and drove in a career-high five runs July 10 at Lancaster...one of the home runs was a grand slam...connected for his second grand slam of the season Aug. 4 against Lake Elsinore...was rated as the A's fifth-best prospect by MLB.com.

2018—Spent his first full professional season with Single-A Beloit and batted a career-high .277 with eight home runs and 39 RBI in 79 games...added 36 walks and was hit by a pitch 10 times for a .374 on-base percentage...missed nearly a month of the season as he was on the disabled list from June 3 to July 1 with a strained left quadriceps...hit .283 with all eight of his home runs, 36 of his 39 RBI and a .818 OPS against right-handed pitchers...batted .250 with a .567 OPS against lefties...hit .301 with runners in scoring position...had .327 batting average with six of his eight home runs and 26 of his 39 RBI at home...appeared exclusively in left field on defense where he made 68 starts...had three assists and three errors in 69 games overall in the outfield...had a 10-game hitting streak from July 5-18 (14-for-39, .359)...scored a career-high four runs Aug. 18 against Burlington...went 1-for-6 with a walk in two postseason games for Beloit...was named an A's Organizational All-Star by MLB.com...was rated as the A's sixth-best prospect by *Baseball America* following the season and seventh-best by MLB.com.

2017—Made his professional debut with the A's affiliate in the Dominican Summer League and went 3-for-18 (.167) in six games before he was transferred to the A's Arizona Rookie League squad on June 21...hit .288 with four home runs and 22 RBI in 41 games in Arizona and combined to bat .276 with four home runs, 23 RBI and an .820 OPS in 47 games...walked 19 times and was hit by a pitch 11 times for a .377 on-base percentage...ranked eighth in the Arizona League in slugging (.474) and tied for eighth in hit by pitches (7)...started 28 games in left field, 11 at designated hitter and eight in center field...had six outfield assists...hit his first professional home run July 5 against the Angels...had two triples Aug. 21 at the Angels...finished the season with a 13-game hitting streak (19-for-51, .373)...was rated as the A's fifth-best prospect by *Baseball America* following the season.

PERSONAL/MISCELLANEOUS

Lazaro Robersy Armenteros (Arango) was originally signed by A's scout Raul Gomez.

LIFETIME PLAYING RECORD

Year	Club	AVG.	G	AB	R	H	2B	3B	HR	RBI	SH	SF	HP	BB	SO	SB	CS	OBP	SLG	E
2017	DSL A's	.167	6	18	6	3	0	0	0	1	0	1	4	3	9	2	2	.385	.167	1
	AZL A's	.288	41	156	24	45	9	4	4	22	0	2	7	16	48	10	1	.376	.474	5
2018	Beloit	.277	79	292	43	81	8	2	8	39	0	2	10	36	115	8	6	.374	.401	3
2019	Stockton	.222	126	459	65	102	22	5	17	61	0	0	6	73	227	22	6	.336	.403	4
2020	(Minor League Season Cancelled — Did Not Play)																			
2021	Stockton	.431	15	65	9	28	6	0	2	10	0	0	0	5	26	8	4	.471	.615	0
	Lansing	.195	56	174	20	34	5	0	4	16	2	0	4	13	80	13	4	.267	.293	2
2022	Lansing	.261	56	165	29	43	6	0	10	26	1	1	2	29	86	13	4	.376	.479	1
2023	Lansing	.277	14	47	12	13	1	1	6	10	0	0	3	7	21	7	5	.404	.723	1
	Midland	.248	96	330	63	82	19	5	14	72	0	3	10	62	133	10	7	.380	.464	4
Minor League Totals		.253	489	1706	271	431	76	17	65	257	3	9	46	244	745	93	39	.360	.431	21

CAREER TRANSACTIONS

2016 — Signed as a free agent to a minor league contract, July 2.

**LEFT-HANDED PITCHER****Height/Weight:** 6-2 / 210**Bats/Throws:** Right / Left**Birthdate:** October 8, 1997**Opening Day Age:** 26**Birthplace/Resides:** Pearland, Texas / Pearland, Texas**Major League Service:** None**Obtained:** Selected in the 16th round of the 2019 First-Year Player Draft**Contract Status:** First year of a one-year contract through 2021
 [Updated Stats](#)
CAREER HIGHLIGHTS

Was the A's 16th round selection in the 2019 First-Year Player Draft but has pitched in just 42 games since then due to the pandemic and July 9, 2021 "Tommy John" surgery...is 6-6 with a 2.70 ERA in 42 games, including 22 starts, as a professional...has 128 strikeouts in 110.0 innings (10.47 per nine innings) and has walked 30 (2.45 per nine innings)...has surrendered just seven home runs and has held the opposition to a .217 batting average.

2023 HIGHLIGHTS

- Began the season on the injured list as he continued his recovery from July 9, 2021 "Tommy John" surgery...was reinstated on May 3 and assigned to High-A Lansing where he was 2-4 with a 2.64 ERA in 15 games, including 12 starts...was transferred to Double-A Midland Aug. 14 and went 2-0 with a 1.89 ERA in five starts with the RockHounds.
- Combined to go 4-4 with a 2.42 ERA and .614 opponents OPS in 20 games, including 17 starts, overall.
- Struck out 64 batters in 63.1 innings (9.09 per nine innings) and walked just 15 (2.13 per nine innings).
- Held the opposition to a .209 batting average, which broke down to .190 (27-for-142) with a .564 opponents OPS against right-handed hitters compared to .241 (20-for-83) with a .702 OPS against left-handers.
- Allowed five home runs, all solo shots.
- Combined for a 3-0 record and a 2.08 ERA in nine games at home compared to 1-4 with a 2.73 ERA in 11 outings on the road.
- Yielded a .099 batting average with two strikes.
- The opponents' nine hitter in the order was 1-for-17 (.059) against him.
- Tossed five innings or fewer in all 20 of his appearances and averaged 47.1 pitches per game... allowed three hits or fewer 18 times and one run or fewer 17 times.
- **DAY-BY-DAY:** Began the season on the injured list as he continued his recovery from "Tommy John" surgery...was reinstated on May 3 and started that day against Dayton (1.2 ip, 1 bb, 3 so)...it was his first appearance since June 15, 2021...went 2-3 with a 1.88 ERA and .179 opponents batting average over a seven-game stretch from May 24 to July 4...picked up his first win on June 15 in relief against Peoria (3.0 ip, 2 h, 1 r, 1 er, 1 bb, 2 so)...logged 4.0 scoreless innings in a start on June 21 at Wisconsin...walked at least one batter in each of his first eight games through June 21 (9 bb in 20.2 ip, 3.29 walks per nine innings)...did not walk a batter in eight of his final 12 appearances (6 bb in 42.2 ip, 1.27 per nine innings)...struck out a career-high seven batters in 4.0 innings in a 4-0 loss at Great Lakes on June 28...allowed a season-high three runs on a career-high tying five hits in 2.0 innings in a 3-2 loss on July 15 at West Michigan...then went 2-0 with a 1.35 ERA and .185 opponents average over his next seven games from July 23 to Aug. 31...was promoted to Midland on Aug. 14 and started and had a no decision in his Double-A debut on Aug. 17 at San Antonio (3.0 ip, 3 h, 2 r, 1 er, 2 bb, 0 so)... then tossed a career-high 5.0 scoreless innings in back-to-back starts and wins on Aug. 24 against Frisco and Aug. 31 at Amarillo and did not walk a batter...that was part of a 15.0-inning scoreless streak from Aug. 17-Sept. 7...was 2-0 with a 0.86 ERA and .169 opponents batting average in five games, including four starts, in August...logged a career-high 67 pitches in 4.2 innings in his penultimate start of the season on Sept. 7 against San Antonio.

CAREER

2022—Missed the entire 2022 season as he continued his rehab from July 9, 2021 “Tommy John” surgery on his left elbow.

2021—After missing the 2020 season due to the pandemic, he pitched in just seven games in 2021 before having “Tommy John” surgery on his left elbow...went 2-2 with a 4.71 ERA in seven games, including four starts, with High-A Lansing...struck out 26 in 21.0 innings (11.14 per nine innings) and walked seven...allowed a .247 opponents batting average, including .241 against right-handed hitters and .258 against left-handers...yielded both of his home runs to righties...opponents hit .192 with runners in scoring position...had a 1.86 ERA and .487 opponents OPS on the road, a 7.15 ERA and .842 OPS at home...stranded both of his inherited runners in his three relief appearances and first batters faced were 0-for-2 with a walk...made four starts in May and was 0-2 with a 4.61 ERA...then logged three relief appearances in June and was 2-0 with a 4.91 ERA...pitched a season-high 4.0 innings in his first start on May 5 against Lake County and tossed three or more innings in five of his seven appearances...recorded his first professional win with 2.2 innings of relief on June 1 against South Bend in a 3-2 victory (2 h, 1 r, 1 er, 2 bb, 5 so)...allowed three runs in 1.2 innings of relief on June 15 against Great Lakes...was placed on the injured list June 19 and underwent left elbow UCL reconstruction surgery on July 9.

2020—Did not pitch as the minor league season was cancelled due to the pandemic.

2019—Made his professional debut with the A’s Gold club in the Arizona Rookie League and had no decisions and a 1.75 ERA in 15 games, including one start...struck out 38 batters in 25.2 innings (13.32 per nine innings) and walked eight (2.81 per nine innings)...did not surrender a home run...allowed a .201 opponents batting average, which broke down to .194 against right-handed hitters compared to .250 against left-handers...made his debut on June 26 against the Dodgers-Mota club (2.0 ip, 4 h, 2 r, 2 er, 3 so)...tossed a season-high 3.0 innings in his only start in the second game of an Aug. 16 doubleheader against Giants-Black...did not allow a run in six of seven appearances in August for a 0.73 ERA...made one postseason relief appearance on Aug. 27 against Indians-Blue (1.0 ip, 1 bb, 1 so).

PERSONAL/MISCELLANEOUS

Brady Marshall Basso was originally signed by A’s scout Christopher Reilly...played three seasons for Oklahoma State...finished his collegiate career 4-5 with a 5.76 ERA in 44 appearances, seven of which were starts...struck out 73 batters in 65.2 career innings pitched...graduated from Pearl Land (Tex.) HS.

LIFETIME PITCHING RECORD

Year	Club	W	L	ERA	G	GS	CG	SHO	SV	IP	H	R	ER	HR	HB	BB	IBB	SO	WP	BK	
2019	AZL A’s Gold	0	0	1.75	15	1	0	0	0	25.2	20	9	5	0	2	8	0	38	1	1	
2020		(Minor League Season Cancelled — Did Not Pitch)																			
2021	Lansing	2	2	4.71	7	4	0	0	0	21.0	21	12	11	2	0	7	0	26	2	0	
2022	Midland	(Injured — Did Not Pitch)																			
2023	Lansing	2	4	2.64	15	12	0	0	0	44.1	34	13	13	4	0	11	0	45	3	0	
	Midland	2	0	1.89	5	5	1	0	0	19.0	13	5	4	1	2	4	0	19	1	0	
Minor League Totals		6	6	2.70	42	22	1	0	0	110.0	88	39	33	7	4	30	0	128	7	1	

CAREER TRANSACTIONS

2019 — Selected by the Oakland Athletics organization in the 16th round of the First-Year Player Draft.

**RIGHT-HANDED PITCHER****Height/Weight:** 6-3 / 206**Bats/Throws:** Right / Right**Birthdate:** October 18, 1995**Opening Day Age:** 28**Birthplace/Resides:** Puerto Plata, Dominican Republic / Puerto Plata, Dominican Republic**Major League Service:** 79 days**Obtained:** Signed as a free agent, November 21, 2023**Contract Status:** First year of a one-year contract through 2024 [Updated Stats](#)**CAREER HIGHLIGHTS**

Was originally signed by the Pittsburgh organization as a non-drafted free agent on March 15, 2017...made his Major League debut with the Pirates in 2023 and went 2-5 with a 5.86 ERA in 16 games, including nine starts...was non-tendered following the season and signed with the A's on Nov. 21...was 27-42 with a 4.36 ERA in 128 games, including 108 starts, in six seasons in the Pittsburgh farm system.

2023 HIGHLIGHTS

- Made his Major League debut with Pittsburgh and was 2-5 with a 5.86 ERA and .733 opponents OPS in 16 games, including nine starts, over three stints with the Pirates.
- Allowed just four home runs in 50.2 innings, an average of 0.71 per nine innings.
- Had a .270 opponents batting average, which broke down to .236 (26-for-110) with a .611 OPS against right-handed hitters compared to .309 (29-for-94) with an .875 OPS against left-handed hitters...surrendered all four of his home runs to lefties.
- Was 0-2 with a 5.71 ERA in his nine starting assignments, 2-3 with a 6.19 ERA in seven relief appearances.
- First batters faced were 1-for-7 (.143) in his relief appearances and he stranded his only inherited runner.
- Went 0-4 with an 8.54 ERA in nine home games, 2-1 with a 2.96 ERA in seven road games.
- Had a 2.45 ERA over the first two innings of the game, a 9.24 ERA over innings three through five and a 2.57 ERA from the sixth inning on.
- The Pirates were 2-7 (.222) in his starting assignments...tossed fewer than five innings in seven of his nine starts.
- Spent the balance of the season with Triple-A Indianapolis where he was 3-4 with three saves, a 4.16 ERA and .700 opponents OPS in 19 games, including 10 starts.
- The saves were the first of his career and he converted all three of his save opportunities.
- Held the opposition to a .224 batting average but he walked 29 and hit five for a .321 on-base percentage.
- His opponents batting average included a mark of .189 (24-for-127) with a .658 OPS against right-handed hitters, .267 (28-for-105) with a .751 OPS against left-handers.
- Opponents hit .266 with the bases empty, .176 with runners on.
- Was 1-0 with a 0.52 ERA in his nine relief appearances, 2-4 with a 5.56 ERA in 10 starts.
- Allowed 10 of his 31 runs in the fifth inning (15.00 ERA).
- Pitched for Aguilas in the Dominican Winter League following the season and went 0-2 with a 1.64 ERA in 10 relief appearances.
- **DAY-BY-DAY:** Began the season at Indianapolis and went 1-0 with a 0.75 ERA over his first three appearances...made his 100th career minor league start on April 11 against St. Paul, a no decision in a 10-6 loss (4.0 ip, 3 h, 1 r, 1 er, 3 so)...picked up the win in relief on April 16 against St. Paul when he tossed 5.0 scoreless and struck out a season-high nine...allowed 10 runs in 6.1 innings over his next two starts, both losses, before going 1-1 with a 1.13 ERA over a three-game stretch from May 6-17...walked a season-high five batters May 23 at Columbus (also June 8 vs. Omaha)...tossed a season high 7.0 innings June 3 against Toledo...was 3-4 with a 4.55 ERA in 12 games, including 10 starts, when he was selected by Pittsburgh on June 14...made his Major League debut with a start at Chicago (NL) that day and had a no decision in

the Pirates 10-6 loss (4.0 ip, 4 h, 1 r, 1 er, 3 bb, 6 so)...struck out Nico Hoerner in the bottom of the first for his first strikeout...struck out a career-high seven batters in a career-high 6.0 innings in his second start on June 19 against Chicago (NL)...allowed three runs and was the losing pitcher in an 8-0 loss...also had a career-high 96 pitches...yielded a career-high nine hits June 24 at Miami...his first five appearances were starts and he went 0-1 with a 4.60 ERA...made his first relief appearance on July 9 at Arizona and picked up his first ML win with 1.1 scoreless innings of relief...win number two came two games later on July 22 at Los Angeles (AL) when he pitched 3.0 scoreless innings...went 2-0 with a 4.09 ERA in four games in July...was 2-2 with a 5.35 ERA in 10 games, eight starts, when he was optioned to Indianapolis following his start on Aug. 7 against Atlanta (4.0 ip, 4 h, 4 r, 3 er, 0 bb, 3 so)...did not pitch at Triple-A before being recalled by Pittsburgh on Aug. 12...surrendered a career-high eight runs and walked a career-high five batters in 2.1 innings in a 10-6 loss to Chicago (NL) on Aug. 26...went 0-3 with a 10.25 ERA in four relief appearances during his second stint, which ended when he was optioned on Aug. 27...recorded the first save of his career on Sept. 8 against Toledo (1.0 ip, 1 h, 2 so)...went 0-0 with three saves and a 1.23 ERA in seven relief appearances with Indianapolis in September before he was recalled a third time on Sept. 24...spent the remainder of the season with Pittsburgh and did not allow a run in two games (4.0 ip, 3 h, 1 bb, 4 so).

CAREER

2022—Spent the entire season at Triple-A Indianapolis where he went 3-8 with a 4.53 ERA in 32 games, including 25 starts...matched his career high in losses but had a career-high 122 strikeouts in 111.1 innings (9.86 per nine innings)...allowed a .242 opponents batting average but walked 64 and hit 13 for a .357 on-base percentage...tied for the International League lead in hit by pitches, ranked second in walks, tied for fourth in games started and seventh in strikeouts...tied for second in the Pirates farm system in starts, ranked third in strikeouts and sixth in innings pitched...his opponents batting average broke down to .224 with a .788 OPS against left-handed hitters and .254 with a .794 OPS against right-handers...allowed a .213 average with runners in scoring position...was 1-2 with a 2.43 ERA and .692 opponents OPS in 18 games at home, 2-6 with a 6.92 ERA and .895 OPS in 14 games on the road...was 1-0 with a 1.08 ERA in 10 day games, 2-8 with a 6.00 ERA in 22 contests at night...opponents hit .139 with two strikes...tossed five innings or fewer in 29 of his 32 appearances...made his 100th career minor league appearance on Aug. 4 against Louisville (3.0 ip, 4 h, 2 r, 1 er, 1 bb, 8 so)...went 1-1 with a 2.61 ERA in five appearances in August...went 2-0 with a 1.47 ERA and .173 opponents batting average over a seven-game stretch from Aug. 17 to Sept. 20...it was his only winning streak of the season...matched his career high with 10 strikeouts in 5.2 innings on Sept 20 against St. Paul...pitched for Aguilas in the Dominican Winter League following the season and went 0-1 with 2.63 ERA in six starts.

2021—Spent most of the season with Double-A Altoona where he was 4-9 with a 5.09 ERA in 21 games, including 19 starts...was promoted to Triple-A Indianapolis on Sept. 20 and had no decisions and an 8.22 ERA in two starts...was 4-8 with a 5.33 ERA and .786 opponents OPS in 23 games, including 21 starts...tied for eighth in the Double-A East in strikeouts (91) and games started (19) and tied for ninth in innings pitched (93.2)...allowed a .264 opponents batting average, which broke down to .240 with a .636 opponents OPS against right-handed hitters compared to .294 with a .976 OPS against left-handers...surrendered 11 of his 15 home runs to lefties...combined for a 3-3 record, a 3.99 ERA and .689 opponents OPS in 10 games in his home ballpark...was 1-5 with a 6.50 ERA and .865 OPS on the road...went 2-0 with a 1.46 ERA over a five-start stretch from May 15-June 12...struck out a season-high eight batters in an 11-2 win at Richmond on June 5...also fanned eight on July 9 against Akron...tossed a career-high 99 pitches in 6.2 innings of work on Aug. 20 against Somerset for the win...then logged a season-high 7.0 scoreless innings and allowed just two hits in his next start on Aug. 26 against Richmond for his second two-game winning streak of the season...went 2-1 with a 2.77 ERA in five starts in the August...had the third lowest opponents batting average in the Double-A East in August (.188) and the seventh lowest ERA.

2020—Did not pitch as the minor league season was cancelled due to the pandemic.

2019—Spent most of the season at Single-A Greensboro where he made 20 starts before he was promoted to High-A Bradenton on July 26...made five starts there and was a combined 12-8 with a 3.32 ERA in 25 starts...had career highs in wins, starts, innings pitched (135.2) and hits (112) and matched his high in losses...tied for second among Pirates minor leaguers in wins and ranked fifth in ERA...had 11 wins with Greensboro, which tied for second in the South Atlantic League...did not allow a run in three of his first four starts and went 4-0 with a 0.91 ERA in five starts in April...was named the South Atlantic League Pitcher of the Week for the week of June 3-9...made one start that week on June 5 against Charleston and struck out a career-high 10 batters in 6.0 scoreless innings...allowed one hit and one walk but had a no decision in a 2-1 loss...was 4-0 with a 2.10 ERA in five starts in June...tossed a career-high 7.1 innings Aug. 5 at Charlotte...was on the injured list from Aug. 12 to 21 with a sprained left ankle.

2018—Spent his first season in the United States at Single-A West Virginia and went 4-6 with a 4.18 ERA in 14 starts...ranked second in the New York-Penn League in innings pitched (75.1)...walked just 19 batters in 75.1 innings, an average of 2.27 per nine innings...yielded just two home runs...allowed a .263 opponents batting average, including .220 with a .606 OPS against left-handed pitchers and .297 with a .767 OPS against right-handers...struck out a season-high nine batters in 5.0 innings on Aug. 7 against Batavia...then logged 7.0 scoreless innings in a 4-1 victory over Williamsport on Aug. 17.

2017—Made his professional debut with Dominican Summer League Pirates and went 1-8 with a 5.33 ERA in 15 games, including 13 starts...struck out 41 batters in 50.2 innings but walked 36, hit six and had 15 wild pitches.

PERSONAL/MISCELLANEOUS

Oswaldo Bido (Ventura) was originally signed by Pirates scout Juan Mercado.

LIFETIME PITCHING RECORD

Year	Club	W	L	ERA	G	GS	CG	SHO	SV	IP	H	R	ER	HR	HB	BB	IBB	SO	WP	BK
2017	DSL Pirates	1	8	5.33	15	13	0	0	0	50.2	53	37	30	1	6	36	0	41	15	2
2018	West Virginia	4	6	4.18	14	14	0	0	0	75.1	74	37	35	2	7	19	0	58	5	2
2019	Greensboro	11	5	3.55	20	20	0	0	0	111.2	94	46	44	9	7	29	0	90	5	2
	Bradenton	1	3	2.25	5	5	0	0	0	24.0	18	10	6	1	1	9	0	17	1	0
2020		(Minor League Season Cancelled — Did Not Pitch)																		
2021	Altoona	4	8	5.09	21	19	0	0	0	93.2	95	61	53	13	8	33	0	91	5	2
	Indianapolis	0	0	8.22	2	2	0	0	0	7.2	11	10	7	2	0	4	0	7	0	0
2022	Indianapolis	3	8	4.53	32	25	0	0	0	111.1	103	70	56	18	13	64	0	122	7	2
2023	Indianapolis	3	4	4.16	19	10	0	0	3	62.2	52	31	29	6	5	29	0	65	1	0
	PITTSBURGH	2	5	5.86	16	9	0	0	0	50.2	55	35	33	4	8	21	0	48	1	0
Major League Career		2	5	5.86	16	9	0	0	0	50.2	55	35	33	4	8	21	0	48	1	0
Minor League Career		27	42	4.36	128	108	0	0	3	537.0	500	302	260	52	47	223	0	491	39	10

CAREER TRANSACTIONS

2017 — Signed by the Pittsburgh Pirates organization as a non-drafted free agent, March 15. **2023** — Elected free agency (contract non-tender), November 17. Signed by the Oakland Athletics, November 21.

BIDO'S CAREER BESTS

Low Hit Complete Game: None

Innings Pitched: 6.0, June 19, 2023 vs. Chicago (NL). As reliever: 3.1, August 20, 2023 at Minnesota

Strikeouts: 7, June 19, 2023 vs. Chicago (NL). As reliever: 6, August 20, 2023 at Minnesota

Pitches: 96, June 19, 2023 vs. Chicago (NL). As reliever: 74, August 26, 2023 vs. Chicago (NL)

Longest Winning Streak: 2, July 9 to 22, 2023

Longest Losing Streak: 4, August 2, 2023 to present

Longest Scoreless Streak: 8.0, June 19 to 24, 2023

**RIGHT-HANDED PITCHER****Height/Weight:** 6-1 / 196**Bats/Throws:** Right / Right**Birthdate:** December 4, 1993**Opening Day Age:** 30**Birthplace/Resides:** Antioch, California / Chandler, Arizona**Major League Service:** 4 years, 18 days**Obtained:** Acquired from the Seattle Mariners for Danny Valencia, November 12, 2016**Contract Status:** First year of a one-year contract through 2024[Updated Stats](#)**CAREER HIGHLIGHTS**

Is 17-24 with a 4.90 ERA in 72 games, including 68 starts, in seven seasons in the majors, all with the A's...went 6-11 with a 5.74 ERA in 30 games, including 27 starts, over his first five years and is 11-13 with a 4.35 ERA in 42 games, including 41 starts, over his last two seasons...was named to his first American League All-Star team in 2022...was originally selected by the Cubs as a supplemental pick following the first round of the 2012 draft but was traded twice in 2016...was sent to the Mariners prior to the trading deadline in the Mike Montgomery deal and was traded to the A's following the season for Danny Valencia...is 49-33 with a 3.75 ERA in 153 games (144 starts) in nine seasons in the minors...was named to Midseason All-Star teams in the Pacific Coast League in 2017 and 2019, the Southern League in 2016 and the Midwest League in 2014.

2023 HIGHLIGHTS

- Went 4-7 with a 4.43 ERA and .787 opponents OPS in 21 games, including 20 starts, in his seventh season with the A's.
- Has pitched in 21 games in each of the last two seasons after combining for 30 games over his first five.
- Struck out a career-high 104 batters in 103.2 innings...it was the first time in his career he had more strikeouts than innings pitched.
- His 21 games pitched matched his best from 2022...also had career highs in losses (7), hits (117), runs (51) and walks (43)...his .435 opponents slugging percentage was his lowest since posting a mark of .371 in 10 starts as a rookie in 2017.
- Had exactly one wild pitch for the seventh consecutive season.
- Went 0-0 with a 3.48 ERA and .752 opponents OPS over his first four games, 1-2 with a 7.36 ERA and .902 OPS over his next five from June 21-July 17, 3-2 with a 2.30 ERA and .695 OPS over his next eight games from July 22-Sept. 2 and 0-3 with an 8.36 ERA and .925 OPS over his final four starts beginning Sept. 8.
- Allowed a .286 opponents batting average, which broke down to .283 (62-for-219) with a .775 OPS against right-handed hitters compared to .289 (55-for-190) with an .801 OPS against left-handers...his career splits are .282 with a .781 OPS against right-handers, .283 with a .794 OPS against left-handers.
- Seven of the 11 home runs he allowed were solo shots, six came after the fourth inning, five were hit by the clean-up hitter and five came with two strikes.
- Was 2-3 with a 3.57 ERA and .691 opponents OPS in 10 starts at home compared to 2-4 with a 5.33 ERA and .880 OPS in 11 games on the road.
- Had a .329 opponents batting average the first time through the order, .259 after that.
- The opponent's three through six hitters in the order batted .357 against him...allowed a .229 batting average against the other five spots in the order.
- Was 2-1 with a 2.72 ERA and .695 OPS in seven interleague starts...posted a 2-6 record and a 5.48 ERA and .840 OPS in 14 games against American League competition...is now 4-2 with a 3.07 ERA in 12 career interleague starts, 13-22 with a 5.32 ERA in 60 games against the AL.
- The A's were 10-10 (.500) in his starting assignments...allowed one run or fewer in seven of his 20 starts but was 3-0 with four no decisions in those games, all A's wins...left with a lead three times only to have the bullpen blow the save.

- DAY-BY-DAY:** Began the season on the injured list with a right middle finger nail avulsion... was sent to Single-A Stockton on a rehab assignment on a rehab assignment and made one start there before moving to Triple-A Las Vegas April 11...made five starts with the Aviators and was a combined 0-0 with a 7.50 ERA and 1.012 OPS in six rehab starts overall...opponents went 33-for-83 (.398)...walked six and struck out 10 in 18.0 innings...made one start with Stockton and two with Las Vegas before his rehab assignment was stopped following an April 16 start against Salt Lake on April 16...resumed on May 14 against Albuquerque and allowed four runs in 2.0 innings that day and six runs in 3.2 innings on May 19 at Salt Lake... then allowed a run on five hits in 5.0 innings at Tacoma on May 24 and was reinstated from the injured list May 29...started and had a no decision that day in a 7-2 A's loss to Atlanta in Oakland...it was his first Major League appearance since a start on Aug. 4, 2022 at Los Angeles (AL)...tossed 6.0 scoreless innings June 10 at Milwaukee but had a no decision in the A's 2-1, 10-inning win...left with a 1-0 lead but Lovelady allowed a run in the eighth for the blown save...it was the first of three times he left with the lead only to have the pen blow the save (Aug. 5 vs. San Francisco, Aug. 21 vs. Kansas City)...struck out a career-high nine batters in 5.2 innings on June 15 against Tampa Bay but had a no decision in the A's 4-3 loss...allowed a season-high nine hits on June 21 at Cleveland but had a no decision in the A's 7-6 loss...it was his fifth no decision in his first five starts and the season-opening streak of five consecutive starts without a decision matches the longest such streak in Oakland history (Mike Quist, 1998)...picked up his first decision in his sixth start, a 2-1 A's win over New York (AL) on June 27...had one win in June, July, August and September...walked a season-high four batters in 5.0 innings in an 8-7 loss to Chicago (AL) on July 2...was scheduled to start on July 8 at Boston but was scratched due to illness...pitched in relief the next day against the Red Sox and was charged with the blown save in the A's 4-3 loss...it was his fourth career relief appearance (the other three were in 2019)...allowed a season-high six runs on a season-high tying nine hits in a 7-0 loss to Boston on July 17...allowed a season-high tying nine hits on a season-high 106 pitches in an 11-3 win at Colorado on July 29...went 1-2 with a 6.26 ERA in five games, including four starts, in July...then went 1-2 with a 2.35 ERA in five starts in August...his August ERA was seventh lowest in the majors...logged 6.0 scoreless innings on Aug. 5 against San Francisco but had a no decision in the A's 2-1 win...it was part of a career-high tying 10.0-inning scoreless streak from July 29 to Aug. 11...walked a season-high tying four batters in an 8-2 loss at Washington on Aug. 11...combined with Austin Pruitt on a nine-hit shutout in the A's 8-0 win at St. Louis on Aug. 16...tossed a season-high 7.0 scoreless innings and allowed six of the hits while walking one...had allowed seven home runs in 89.2 innings over his first 17 games through Sept. 2 (0.70 home runs per nine innings)...then surrendered four home runs in 14.0 innings over his final four starts (2.57 per nine innings)...tossed 3.0 innings in consecutive starts on Sept. 8 at Texas and Sept. 13 at Houston and again in his final start on Sept. 26 at Minnesota, his shortest outings as a starter in 2023...walked a season-high tying four batters against the Twins.

CAREER

2022—Completed his sixth consecutive season with the A's and was 7-6 with a 4.28 ERA in 21 starts...combined for a 6-11 record and a 5.74 ERA in 30 games, including 27 starts, over his first five seasons...had career highs in games, starts, wins, innings (111.1), earned runs (53), home runs (15) and hit batters (5)...his ERA and .752 opponents OPS were his lowest since posting marks of 3.22 and .686 in 10 starts as a rookie in 2017...was named to his first American League All-Star team as he got off to a strong start, going 6-2 with a 2.26 ERA, .616 opponents OPS and three home runs allowed over his first 13 starts through June 16...then went 1-4 with a 7.94 ERA, .973 OPS and 12 home runs allowed over his next eight starts before his season ended early when he was placed on the injured list Aug. 10 with an inflamed right middle finger...was 6-1 with a 2.12 ERA and .611 OPS in 13 starts on the road compared to 1-5 with an 8.31 ERA and .975 OPS in eight starts at home...had the highest home ERA in Oakland history among pitchers with 30 or more innings at home...the previous high was 7.46 by Mark Redman in 76.0 innings in 2004...using the same minimum, he had the highest home ERA in the majors in 2022...his road ERA was fourth lowest in the AL among pitchers with at least 70.0 road innings...yielded nine home runs in 39.0 innings in Oakland, six in 72.1 innings on the road...had a .255 opponents batting average, which broke down to .250 with a .739 OPS against right-handed hitters compared to .260 with a .764 OPS against left-handers...allowed a .302 average with runners on base, but that dropped to .242

with runners in scoring position...had a .328 career opponents average with RISP entering the season...had a .297 opponents batting average and .880 OPS against the opponents' one through four hitters, a .216 average and .631 OPS against the five through nine hitters...had a .238 opponents average the first time through the order, .254 the second time and .293 after that...held the opposition to a .134 batting average with two strikes...his win total decreased and his loss total increased in each of his four full months as he went 3-0 in April, 2-1 in May, 1-2 in June and 0-3 in July...his ERA increased each of those months (1.35 in April, 2.62 in May, 5.13 in June, 7.36 in July) and his OPS nearly did the same (.459 in April, .669 in May, .872 in June, .829 in July)...went 1-0 with a 7.20 ERA and 1.223 OPS in one start in August...compiled a 6.43 ERA in the first inning, a 2.86 ERA from innings 2-4 and a 9.92 ERA in the fifth inning...did not allow a run after the fifth inning (11.0 ip)...went 3-1 with a 3.74 ERA in seven starts against AL East teams and is now 3-2 with a 3.36 ERA in 12 career starts against the East...was 2-5 with a 6.62 ERA in 10 career starts against AL West competition...tossed 5.0 scoreless innings for the win in his only interleague start...the A's were 10-11 (.476) in his starting assignments...left with the lead in five of his eight no decisions only to have the bullpen blow the save...compiled a 1.53 ERA in those five starts...had seven scoreless outings and allowed one run or fewer in 10 of his 21 starts...walked two batters or fewer 19 times...did not commit an error and his 21 total chances tied for fifth most among American League pitchers with no errors...had two pickoffs, which tied for fourth in the AL...began the season by winning each of his first five decisions...the winning streak was a career high and he became the first starting pitcher on an A's Opening Day roster to start the season 5-0 since Trevor Cahill won his first six decisions in 2011...compiled a 1.70 ERA, .211 opponents average and .570 OPS during the streak, which spanned nine starts from April 11-May 25...sur-rendered just one home run in 47.2 innings...tossed 5.0 scoreless inning and struck out seven batters in a 13-2 win at Tampa Bay in his first start on April 11...had a no decision in the A's 7-5 win in his second start on April 16 at Toronto...left with a 5-2 lead but the bullpen allowed three runs for the blown save...it was the first of five times he left with a lead only to have the pen blow the save (June 10 at Cleveland, June 27 at New York-AL, July 2 at Seattle, July 30 at Chicago-AL)...combined with five A's relievers on a three-hit, 1-0 shutout on April 27 at San Francisco...tossed five of the innings and allowed all three of the hits while walking one...finished April 3-0 with a 1.35 ERA in four starts...walked just two batters in 20.0 innings and held the opposition to a .197 batting average...it was his first career three-win month and he tied for third in the AL in wins in April...based on a minimum of 20.0 innings, he had the second lowest opponents OPS (.459), ranked third in slugging (.239) and was fourth in ERA and on-base percentage (.219)...combined with Jackson and Jiménez on a four-hit shutout in the A's 2-0 win at Detroit on May 9...tossed 6.2 innings, yielded all four of the hits and did not walk a batter...tossed 5.1 scoreless innings and allowed just one hit in a 4-2 win at Seattle on May 25...however, walked a career-high five batters...was charged with his first loss of the season on May 30 against Houston when he allowed four runs in 6.2 innings...did not allow a run over the first three innings to extend his scoreless streak to a career-high 10.0 innings...tossed a career-high 8.0 scoreless innings, walked one and allowed four hits on June 10 at Cleveland but had a no decision in the A's 3-2 loss...did not allow a run over the first two innings of his next start on June 16 at Boston to extend his scoreless streak to a career-high tying 10.0 innings...allowed a career-high tying 10 hits in a 9-0 loss to Seattle on June 22 in Oakland...that began a four-game losing streak from June 22 to July 24, during which he posted a 9.40 ERA, .315 opponents batting average and .989 OPS over six starts...allowed 21 runs (13.19 ERA) over a three-start stretch from July 8-24, which are the most runs allowed by an A's pitcher over a three-game stretch since Mark Mulder allowed 21 from Sept. 15-26, 2004...allowed a career-high 10 runs on a career-high tying 10 hits in 4.1 innings in an 11-8 loss to Texas on July 24...became the first A's pitcher to allow 10 runs in a game since Jesse Hahn allowed 10 runs in 2.0 innings on June 22, 2017 against Houston...yielded a career-high four home runs in five innings of work on Aug. 4 at Los Angeles (AL) but all were solo shots and he picked up the win in the A's 8-7 victory...was placed on the 10-day injured list Aug. 10 retroactive to Aug. 7 with an inflamed right middle finger...was later diagnosed with a tear of the flexor tendon sheath and ended up missing the remainder of the season...was transferred to the 60-day IL on Aug. 20.

2021—Began the season at Triple-A Las Vegas and was 4-7 with a 4.97 ERA in 17 games, including 16 starts, when he was selected by Oakland on Aug. 18...spent the balance of the season with the A's and went 1-4 with a 5.87 ERA in nine starts...allowed a .319 opponents batting average but walked just 10 batters in 38.1 innings (2.35 walks per nine innings) for a .366 opponents on-

base percentage...his opponents batting average broke down to .309 with an .858 OPS against right-handed hitters compared to .333 with a .953 OPS against left-handers...opponents hit .333 with runners in scoring position...was 0-1 with a 4.03 ERA and .720 opponents OPS in five starts at home, 1-3 with an 8.44 ERA and 1.115 OPS in four starts on the road...yielded seven of his eight home runs on the road...was 1-1 with a 3.38 ERA in four starts during the day, 0-3 with an 8.24 ERA in five starts at night...the A's were 3-1 in his no decisions and went 4-5 (.444) in his starting assignments...tossed fewer than six innings in all nine starts, including fewer than five innings four times...with Las Vegas, he surrendered just eight home runs in 88.2 innings, an average of 0.81 per nine innings...had a .311 opponents batting average, which broke down to .300 with an .824 OPS against left-handed hitters and .323 with a .776 OPS against right-handers...opponents hit .311 with the bases empty, .311 with runners on...six of the eight home runs he allowed were solo shots...went 2-3 with a 4.24 ERA, .287 opponents batting average and .737 OPS in nine starts at home, 2-4 with a 5.79 ERA, .333 opponent average and .867 OPS on the road...tossed six innings or fewer in each of his 17 appearances...the Aviators were 5-11 (.313) in his starting assignments...picked up his first win of the season May 27 against Sacramento in his only relief appearance of the season...relieved Jesús Luzardo in the second inning and allowed two runs on six hits in 4.2 innings...finished May with a 1-1 record and a 3.74 ERA in four games, three starts...logged a season-high 106 pitches on June 1 against Sacramento...finished July 1-4 with a 6.23 ERA in six starts...was 4-7 with a 4.97 ERA in 17 games, including 16 starts, when he was selected by Oakland on Aug. 18...started that day at Chicago (AL) and allowed three runs on five hits in 5.1 innings in a 3-2 loss...logged 5.0 scoreless innings on Aug. 29 against New York (AL) but had a no decision in the A's 3-1 win...left with a 1-0 lead but the bullpen blew the save...went 0-1 with a 2.81 ERA, .250 opponents batting average and .624 OPS in three starts in August...then compiled a 1-3 record with an 8.06 ERA, .359 opponents batting average and 1.060 OPS over his final six starts...picked up his only win of the season on Sept. 16 at Kansas City when he allowed two runs on six hits in 5.0 innings in the A's 7-2 win...it was his first win since June 29, 2018 against Cleveland and it snapped a career-high six-game losing streak dating back to July 6, 2018...posted an 8.62 ERA and .351 opponents batting average during the streak, which spanned 11 games (eight starts).

2020—Was on the A's Taxi Squad for every road trip except the first and had two stints with Oakland...was recalled for the first time Aug. 19 but was optioned back to the alternate camp Aug. 24 without pitching...was added as the 29th man for the Sept. 26 doubleheader against Seattle and started game two...allowed seven runs on five hits and two walks in 2.1 innings and was the losing pitcher in the A's 12-3 loss...was also on the Taxi Squad for the ALWCS and ALDS...was 0-0 with a 9.39 ERA in three games, including two starts, during the spring before he was optioned to Triple-A Las Vegas March 7...was added to the A's 60-man player pool June 29.

2019—Was 0-2 with a 10.64 ERA in four games, including one start, over three stints with Oakland...allowed 19 hits in 11.0 innings for a .380 opponents batting average...yielded a .333 batting average and .907 OPS against right-handed hitters compared to .423 with a 1.256 OPS against left-handers...had a .476 opponents average with the bases empty, .310 with runners on...allowed his only inherited runner to score and first batters faced were 2-for-3 (.667)...did not commit an error in five chances...was recalled for the first time June 8 as the 26th man for the doubleheader at Texas and started and lost the day game...returned to Las Vegas following the game...did not pitch during his second stint with Oakland on July 5...recalled for a third time when rosters expanded on Sept. 1 and had a loss and a 9.00 ERA in three September relief appearances...they were the first relief appearances of his career after 17 starts...went 11-3 with a 4.34 ERA in 24 games, including 22 starts, with Las Vegas and was named Most Valuable Pitcher on the Aviators...led the Pacific Coast League in winning percentage (.786), tied for second in wins, ranked fourth in ERA, seventh in opponents batting average (.265) and eighth in innings pitched (132.2)...was named to the PCL Midseason All-Star team...led the A's farm system in wins and winning percentage, ranked sixth in innings pitched, seventh in ERA and opponents batting average and tied for eighth in games started...his opponents batting average broke down to .265 with a .759 OPS against left-handed hitters compared to .266 with a .747 OPS against right-handers...went 4-1 with a 3.06 ERA in eight games after the All-Star Break...was 5-0 with a 2.31 ERA and .206 opponents batting average in six starts following an Aviators loss...tossed 6.0 scoreless innings on April 29 for the win at Round Rock (3 h, 0 bb, 4 so) to begin a season-high

five-game winning streak that ran through June 25...compiled a 4.94 ERA and .260 opponents batting average during the streak, which spanned 10 starts...was 6-1 with a 4.55 ERA in 11 starts when he was recalled by Oakland June 8 as the 26th man for a doubleheader that day at Texas... was returned to Las Vegas following the game and went 5-2 with a 4.18 ERA over his final 13 games...was 2-0 despite a 7.18 ERA and .318 opponents batting average in five starts in June... then went 1-2 with a 2.42 ERA in four games in July, which was his lowest single-month ERA in 2019...had scoreless outings on July 16 at Tacoma (7.0 ip), July 28 at El Paso (7.0 ip) and Aug. 9 at Iowa (7.0 ip)...went 4-0 with a 2.83 ERA over his final six games beginning July 28...did not pitch during the postseason as he was recalled by Oakland when rosters expanded on Sept. 1.

2018—Was limited to just six starts with Oakland due to two stints on the disabled list...began the season on the DL with a strained right forearm, went 2-3 with a 7.16 ERA in six starts from June 7 to July 6 and then missed the remainder of the season with right elbow lateral epicondylitis...walked six batters in 27.2 innings, an average of 1.95 per nine innings...allowed a .303 opponents batting average, including .283 against right-handed hitters compared to .317 against left-handers...issued just one walk to a batter leading off an inning but allowed a .300 batting average in that situation...yielded a .225 batting average and both of his home runs with the bases empty...began the season on the 10-day disabled list with a strained right forearm...was transferred to the 60-day DL April 5, was sent to Single-A Stockton on a rehab assignment May 31, made one start and was reinstated June 7...allowed one run in 6.0 innings for the win that day against Kansas City...tossed 6.1 shutout innings for the win on June 29 against Cleveland... struck out five batters against the Indians, ending a career-opening streak of 14 consecutive starts of four strikeouts or fewer and more than one inning pitched...that was the longest such streak by an A's pitcher in 86 years (21, Tony Freitas, May 31-Sept. 18, 1932)...was placed on the DL July 8 retroactive to July 7.

2017—Made both his Triple-A and Major League debuts in 2017...spent the first three months of the season at Nashville where he went 5-6 with a 3.05 ERA in 15 games, including 14 starts...was promoted to Oakland July 1 and compiled a 3-1 record and a 3.22 ERA in 10 starts before a right hand contusion ended his season Aug. 23...struck out just 22 batters in 58.2 innings with the A's, an average of 3.38 per nine innings...that was the lowest mark in the majors among pitchers with 50 or more innings pitched...went 1-1 with a 2.25 ERA and .212 opponents batting average over his first five starts through July 26...then went 2-0 despite a 4.39 ERA and .315 opponents average over his final five starts...allowed a .262 opponents batting average, including .225 against left-handed hitters compared to .294 against right-handers...opponents hit .133 with runners in scoring position and two outs...had a .212 opponents average the first time through the lineup... ranked second in the Pacific Coast League in ERA (3.05) and fourth in opponents batting average (.231) when he was promoted to Oakland July 1...made his Major League debut that day against Atlanta and had a no decision in the A's 4-3 loss...allowed just one unearned run in 6.0 innings of work and retired 14 of the final 16 batters he faced...tossed 7.2 innings and allowed one run in the A's 7-4 victory at Seattle July 6 to earn his first ML win...walked one batter in each outing to become the first pitcher in Athletics history to toss six or more innings, allow one run or fewer and walk one batter or fewer in each of his first two games...tossed 4.0 innings Aug. 16 against Kansas City to snap a career-opening streak of eight consecutive games of more than five innings pitched...that was the second-longest such streak in Oakland history to Willie Adams, who had a 10-game streak in 1996...was placed on the 10-day disabled list Aug. 25 retroactive to Aug. 23 with a right hand contusion and missed the remainder of the season...was transferred to the 60-day DL Sept. 5...was named to the PCL Midseason All-Star team while pitching for Nashville... went 4-2 with a 1.84 ERA over his last eight starts...held right-handed hitters to a .216 average.

2016—Began the season at Double-A Tennessee in the Chicago Cubs organization, was traded to the Seattle Mariners organization July 20, and assigned to Double-A Jackson...combined for a 9-5 record and a 3.28 ERA in 26 games (25 starts) with the two clubs...surrendered just eight home runs in 143.0 innings, an average of 0.50 per nine innings...ranked fourth in the Southern League in fewest walks per nine innings (2.12) and tied for fourth in games started...was named to the SL Midseason All-Star Game...allowed a run in his first inning of the season April 8 against Mobile... would not allow another earned run until the first inning on May 11 at Montgomery for a streak of 37.0 consecutive innings without an earned run...yielded five runs during the streak...had a

22.0-inning scoreless streak from April 8 to 23...was named SL Pitcher of the Week for the week of April 18-24 after going 2-0 in two starts (15.0 ip, 9 h, 2 r, 0 er, 3 bb, 4 so)...went 3-0 with a 0.29 ERA and .210 opponents batting average in five starts in April...pitched for the North All-Stars in the Southern League All-Star Game on June 21 at Pearl, Miss. and retired the side in order in the third inning (2 so)...was traded to the Seattle Mariners with infielder Daniel Vogelbach for pitcher Mike Montgomery and minor league pitcher Jordan Pries, July 20...had a win and a 4.50 ERA (12.0 ip, 17 h, 6 r, 6 er, 2 bb, 6 so, 2 hr) in two postseason starts for Jackson...started and won Game 3 of the SL Championship Series to complete the Generals sweep of Mississippi for the SL Championship.

2015—Went 7-5 with a 3.11 ERA in 18 starts with Single-A Myrtle Beach in a season shortened by two stints on the disabled list...surrendered just three home runs in 89.2 innings, an average of 0.30 per nine innings...had a 1.31 ERA in eight starts after the All-Star Break...had a 12-start, 66.1-inning homerless streak from April 25 to Aug. 15...was on the disabled list from June 12 to July 12 with a sprained right ankle...allowed just one run in four starts in July and was 1-1 with a 0.45 ERA...was placed on the DL Aug. 30 with a strained right forearm and missed the remainder of the season.

2014—Spent the entire season at Single-A Kane County and went 9-4 with a 3.23 ERA in 24 starts...surrendered just six home runs in 117.0 innings (0.46 per nine innings)...ranked second in the Cubs farm system and 10th in the Midwest League in ERA...was named to the MWL Mid-season All-Star team...combined on a one-hit shutout in a 1-0, seven-inning win in the second game of a doubleheader at Bowling Green April 15 (6.0 ip, 1 h)...compiled a 3-0 record and a 1.88 ERA in five starts in May...made one postseason start for Kane County and had a no decision (5.0 ip, 1 h, 7 so).

2013—Went 2-3 with a 3.33 ERA in 13 games, including 12 starts, with Boise of the Short-Season Single-A Northwest League...was named NWL Pitcher of the Week the first week of the season (June 17-23)...had no decisions but did not allow an earned run in two starts (10.0 ip, 4 h, 1 r, 1 bb, 12 so)...went 1-0 with a 0.75 ERA in two postseason starts...struck out 17 batters and walked just one in 12.0 innings.

2012—Made his professional debut with the Cubs affiliate in the Arizona Rookie League and was 2-0 with a 3.48 ERA in nine games, including six starts...his debut came in a start on July 14 at the Padres (1.0 ip, 2 h, 1 r, 1 er)...his first win and strikeout came in his third appearance, which was in relief on July 24 against the Indians (2.0 ip, 1 h, 1 so)...made one postseason start and took the loss (3.0 ip, 4 h, 3 r, 3 er, 0 bb, 3 so) on Aug. 30 against the A's.

PERSONAL/MISCELLANEOUS

Paul Blackburn was originally signed by Cubs scout Scott Fairbanks...is married, Stephanie, and has two children...graduated from Heritage High School in Brentwood, Calif...went 8-3 with a 1.27 ERA as a senior and tossed his first career no-hitter against Deer Valley.

LIFETIME PITCHING RECORD

Year	Club	W	L	ERA	G	GS	CG	SHO	SV	IP	H	R	ER	HR	HB	BB	IBB	SO	WP	BK
2012	AZL Cubs	2	0	3.48	9	6	0	0	0	20.2	23	11	8	2	0	7	0	13	1	0
2013	Boise	2	3	3.33	13	12	0	0	0	46.0	41	26	17	3	1	29	0	38	3	0
2014	Kane County	9	4	3.23	24	24	0	0	0	117.0	108	48	42	6	7	31	0	75	6	0
2015	Myrtle Beach	7	5	3.11	18	18	0	0	0	89.2	89	36	31	3	6	22	0	63	6	0
2016	Tennessee	6	4	3.17	18	18	0	0	0	102.1	96	47	36	6	1	26	0	72	4	0
	Jackson	3	1	3.54	8	7	0	0	0	40.2	42	16	16	2	0	9	0	27	1	0
2017	Nashville	5	6	3.05	15	14	0	0	0	79.2	69	34	27	6	2	26	0	56	1	0
	OAKLAND	3	1	3.22	10	10	0	0	0	58.2	58	22	21	5	1	16	0	22	1	0
2018	Stockton	0	0	7.36	1	1	0	0	0	3.2	8	3	3	0	0	1	0	1	0	0
	OAKLAND	2	3	7.16	6	6	0	0	0	27.2	33	23	22	2	2	6	0	19	1	0
2019	Las Vegas	11	3	4.34	24	22	0	0	0	132.2	133	70	64	18	3	34	0	92	4	0
	OAKLAND	0	2	10.64	4	1	0	0	0	11.0	19	14	13	3	1	4	0	8	1	0
2020	OAKLAND	0	1	27.00	1	1	0	0	0	2.1	5	7	7	0	0	2	0	2	1	0
2021	Las Vegas	4	7	4.97	17	16	0	0	0	88.2	114	59	49	8	2	27	0	80	3	0
	OAKLAND	1	4	5.87	9	9	0	0	0	38.1	52	26	25	8	2	10	0	26	1	0
2022	OAKLAND	7	6	4.28	21	21	0	0	0	111.1	110	53	53	15	5	30	2	89	1	0
2023	Stockton	0	0	10.80	1	1	0	0	0	1.2	7	3	2	0	0	1	0	0	0	0
	Las Vegas	0	0	7.16	5	5	0	0	0	16.1	26	15	13	3	0	5	0	10	0	0
	OAKLAND	4	7	4.43	21	20	0	0	0	103.2	117	54	51	11	3	43	1	104	1	0
Major League Totals		17	24	4.90	72	68	0	0	0	353.0	394	199	192	44	14	111	3	270	7	0
Minor League Totals		49	33	3.75	153	144	0	0	0	739.0	756	368	308	57	22	218	0	527	29	0

CAREER TRANSACTIONS

2012 — Selected by the Chicago Cubs organization as a supplemental pick following the 1st round of the First-Year Player Draft (56th selection overall). **2016** — Traded to the Seattle Mariners with infielder Daniel Vogelbach for pitcher Mike Montgomery and minor league pitcher Jordan Pries, July 20. Traded to the Oakland Athletics for infielder Danny Valencia, November 12. **2017** — On the disabled list, August 23 to November 5. **2018** — On the disabled list, March 26 to June 6; included rehabilitation assignment to Stockton, May 31 to June 6. On the disabled list, July 7 to October 28. **2022** — On the injured list, August 7 to November 7. **2023** — On the injured list, March 27 to May 28; included rehabilitation assignments to Stockton, April 7 to 10, and Las Vegas, April 11 to 27 and May 14 to 28.

ALL-STAR GAME PITCHING RECORD

Year	Club/Site	W	L	ERA	G	GS	CG	SHO	SV	IP	H	R	ER	HR	HB	BB	IBB	SO	WP	BK
2022	AL/LAD	0	0	0.00	1	0	0	0	0	1.0	0	0	0	0	0	0	0	1	0	0

BLACKBURN'S CAREER BESTS

Low Hit Complete Game: None

Innings Pitched: 8.0, June 10, 2022 at Cleveland. As reliever: 5.0, September 9, 2019 at Houston


Strikeouts: 9, June 15, 2023 vs. Tampa Bay. As reliever: 3, September 14, 2019 at Texas

Pitches: 112, August 5, 2017 at Los Angeles (AL). As reliever: 76, September 9, 2019 at Houston

Longest Winning Streak: 5, April 11 to May 25, 2022

Longest Losing Streak: 6, July 6, 2018 to September 4, 2021

Longest Scoreless Streak: 10.0 (three times), last: July 29 to August 11, 2023

OUTFIELDER**Height/Weight:** 6-2 / 213**Bats/Throws:** Left / Left**Birthdate:** November 10, 1997 **Opening Day Age:** 26M**Birthplace/Resides:** Danville, Pennsylvania / Nashville, Tennessee**Major League Service:** 1 year, 55 days**Obtained:** Acquired from Miami for A.J. Puk, February 11, 2023**Contract Status:** First year of a one-year contract through 2024[Updated Stats](#)**CAREER HIGHLIGHTS**

Was the Miami Marlins first round pick and fourth selection overall in the 2019 First-Year Player draft and was dealt to Oakland prior to the start of Spring Training in 2023...is a .183 hitter with 15 home runs and 43 RBI in 147 games in two seasons in the majors with the Marlins (2022) and A's (2023)...has 72 walks to fuel a .296 on-base percentage...hit .225 with 35 home runs, 125 RBI and a .337 on-base percentage in 225 games in three seasons in the Miami farm system and is a .238 hitter with 43 home runs, 148 RBI and a .349 on-base percentage in 261 career games in the minors...was rated as the Marlins second best prospect by MiLB.com following the 2020 season and fifth best after 2021...played for the Arizona Fall League champion Mesa Solar Sox following the 2021 season and was named the AFL Hitter of the Year and the Fall Stars Game Most Valuable Player.

2023 HIGHLIGHTS

- Was acquired by the A's from Miami for A.J. Puk prior to the start of Spring Training and began the year at Triple-A Las Vegas...was recalled May 3 and spent the remainder of the season with Oakland with the exception of a six-week stint on the injured list near the end of the season.
- Batted .195 with 10 home runs, 27 RBI and a .666 OPS in 78 games with the A's after hitting .167 with five home runs, 16 RBI and a .586 OPS in 65 games in his Major League debut with the Marlins in 2022.
- Walked 42 times for a .310 on-base percentage...now has a .183 career batting average but his on-base percentage is more than 100 points better at .296.
- His .195 batting was fifth lowest in the majors among players with at least 300 plate appearances...using the same minimum, it was fourth lowest in Oakland history and the lowest since Jason Giambi hit .193 in 2009.
- Hit .209 (40-for-191) with nine of his 10 home runs, 22 of his 27 RBI and a .726 OPS against right-handed pitchers compared to .154 (10-for-65) with a .482 OPS against left-handers.
- Batted .179 with runners in scoring position.
- Four of his 10 home runs put the A's ahead.
- Batted .296 with five home runs and 13 RBI in 17 games against American League East teams, .168 with five home runs and 14 RBI in 65 games against all other teams.
- Hit .222 with nine of his 10 home runs and 22 of his 27 RBI in innings 1-6, .138 in the seventh inning or later.
- Batted .090 with two strikes and has a .098 career average in that situation.
- Started 38 games in left field, 27 in center field and six in right field...had four assists in 75 games overall in the outfield...committed three errors for a .982 fielding percentage.
- Also made two starts at designated hitter.
- Was 0-for-6 as a pinch hitter and is now 0-for-11 with a walk in the pinch in his career.
- Started games at every spot in the order except ninth...had his most starts batting fifth (18).
- Also hit .333 with eight doubles, two triples, eight home runs, 23 RBI, a 1.110 OPS and 31 runs scored in 28 games with Las Vegas...added 23 walks for a .444 on-base percentage.
- Batted .346 at home, .338 against right-handed pitchers and .419 during the day.
- Started 18 games in center field, five in left field and four in right field...had three assists and also committed three errors in 27 games overall in the outfield (.950 fielding percentage).

- Hit in every spot in the order from second through seventh.
- **DAY-BY-DAY:** Began the year at Las Vegas and had his second career two-homer game in the third game of the season on April 2 at Reno...hit .257 with three home runs and eight RBI over his first 18 games through April 22...then went 13-for-28 (.464) with four home runs, 11 RBI and eight walks over his final seven games before his promotion to Oakland...was 3-for-5 with a double, home run, five RBI and four runs scored on April 26 against Tacoma...the runs scored and RBI were minor league career highs...was batting .316 with seven home runs, 19 RBI and a 1.071 OPS in 25 games when he was recalled by Oakland on May 3...went 0-for-4 in his A's debut that day against Seattle but then hit safely in each of his next seven games from May 4-10 for the longest hitting streak of his career...was 11-for-25 (.440) with three doubles and three home runs during the streak...followed that by going 2-for-34 (.059) over his next 12 games, which included a career-high tying 0-for-19 streak from May 13-24...finished May with a .212 batting average and then hit .193 in 21 games in June...added 14 walks in June for a .342 on-base percentage...drove in three runs for the first time in his career June 14 against Tampa Bay...did it again June 23 at Toronto...had his first career two-double game July 2 against Chicago (AL)...homed in back-to-back games for the first time in his career, July 18-19 against Boston...batted .225 in July and then went 5-for-38 (.158) in 11 games in August...was placed on the injured list Aug. 15 retroactive to Aug. 14 with a sprained left knee...went 5-for-10 with a home run and four RBI on a three-game rehab assignment with Las Vegas from Sept. 22-24...was reinstated from the IL Sept. 26 and started each of the A's final five games in left field, going 1-for-15 with four walks...had committed just one error over his first 72 games in the outfield...then made two errors on Sept. 28 at Los Angeles (AL).

CAREER

2022—Made both his Triple-A and Major League debuts in 2022...was batting .228 with 20 home runs, 52 RBI and an .835 OPS in 85 games with Jacksonville when he was selected by Miami on July 23...hit .167 with five home runs, 16 RBI and a .586 OPS with the Marlins...walked 30 times with Miami for a .277 on-base percentage...his batting average was the lowest in the majors from July 23 through the end of the season...had the fifth lowest OPS, sixth lowest slugging percentage (.309) and 10th lowest on-base percentage over that span...hit .168 with a .619 OPS against right-handed pitchers, .163 with a .442 OPS against left-handers...drew all 30 of his walks, hit four of his five home runs and drove in 15 of his 16 runs against righties...had a .250 batting average with runners in scoring position...connected for four of his five home runs on the road...hit .107 with two strikes...started 37 games in center field, 15 in left field and four in right field...committed one error in 64 games overall in the outfield (.991 fielding percentage)...had one assist...was 0-for-5 with a walk and three strikeouts as a pinch hitter...started games at every spot in the order except first and ninth...made 21 starts batting fifth and 16 hitting cleanup...while at Jacksonville, he walked 60 times and was hit by a pitch five times for a .365 on-base percentage...reached base safely in 73 of his 85 games and did not go back-to-back games without reaching base...his 20 home runs ranked third in the Marlins farm system and he was fourth in walks...batted .232 with an .849 OPS against right-handed pitchers, .221 with an .807 OPS against left-handers...his average increased each month at Triple-A as he hit .189 in April, .212 in May, .256 in June and .259 in July...hit .269 with 15 home runs, 41 RBI and a .965 OPS in 46 games on the road compared to .173 with five home runs, 11 RBI and a .658 OPS in 39 games at home...batted .120 with two strikes...started 38 games in center field, 27 in right field, 17 in left field and two at designated hitter...had five assists and committed four errors...saw his most action with 59 starts in the five spot in the order...also started games in the six (17), one (6) and four (2) spots...equaled his minor league career-high with four strikeouts on April 26 at Clearwater (also June 3 at Norfolk)...had a nine-game hitting streak from April 28 to May 7...went 14-for-33 (.424) with three doubles, four home runs, 10 RBI, 12 runs scored and eight walks (.537 on-base percentage) during the streak...homed in three straight games at Memphis, May 6-7...matched his minor league career-best with three hits on the 6th...had his first career two-homer game June 12 against Gwinnett...had a nine-game hitting streak from June 24 to July 4 (12-for-34, .353)...batted .256 with nine home runs, 22 RBI and a .980 OPS in 25 games in June...hit safely in each of his final seven games with Jacksonville, going 9-for-27 (.333) with three home runs and eight RBI...was tied for the International League lead in home runs (20) and ranked third in walks (60) when he was selected by Miami on July 23...made his Major League debut that day at Pittsburgh when he entered the game in the seventh inning as a defensive replacement in left field...walked

in the ninth inning in his first plate appearance...made his first start the next day against the Pirates in center field and went 2-for-4 with a double...had an infield single off Mitch Keller in the second inning for his first big league hit...also stole his first base...drove in his first run on July 27 at Cincinnati when he hit his first home run, a solo shot off Luis Castillo in the fourth inning... went 3-for-3 with a walk Aug. 10 at Philadelphia for his first career three-hit game...was 7-for-61 (.115) over a 21-game span from Aug. 12 to Sept. 6 but walked 16 times for a .308 on-base percentage...struck out a career-high four times Sept. 21 against Chicago (NL).

2021—Spent the entire season with Double-A Pensacola...hit .212 with 12 home runs and 54 RBI in 100 games...was named Southern League Player of the Week June 6...batted .311 with three doubles, a home run and 11 RBI in 13 games in September...played for Mesa in the Arizona Fall League following the season and was named AFL Hitter of the Year after batting .316 with eight doubles, five home runs, 24 RBI and 20 walks in 24 games...named the Fall Stars Game Most Valuable Player after he recorded two hits and three RBI, including a two-run home run...helped the Solar Sox to an Arizona Fall League Championship with an RBI in the championship game...was rated as the Marlins fifth best prospect by MiLB.com following the season

2020—Spent the entire season at the Marlins alternate training site...was rated as the second best prospect in the Miami organization by MiLB.com following the season.

2019—Was assigned to Single-A Jupiter to begin his professional career...batted .257 with eight doubles, three home runs and 19 RBI in 38 games.

PERSONAL/MISCELLANEOUS

Jeffrey Joseph Bleday was originally signed by Marlins scout Christian Castorri...began his high school career at Titusville (PA) High School and graduated from A. Crawford Mosley (Panama City Beach, FL) High School...attended Vanderbilt where he was named to six First-Team All-America teams and was the SEC Player of the Year in 2019...set a school record and led the nation in home runs (27).

LIFETIME PLAYING RECORD

Year	Club	AVG.	G	AB	R	H	2B	3B	HR	RBI	SH	SF	HP	BB	SO	SB	CS	OBP	SLG	E
2019	Jupiter	.257	38	140	13	36	8	0	3	19	0	0	0	11	29	0	0	.311	.379	0
2020		(Minor League Season Cancelled — Did Not Play)																		
2021	Pensacola	.212	110	397	52	84	22	3	12	54	0	4	3	64	101	5	3	.323	.373	2
2022	Jacksonville	.228	85	302	54	69	13	0	20	52	0	0	5	60	99	1	1	.365	.470	4
	MIAMI	.167	65	204	21	34	10	2	5	16	0	2	2	30	67	4	1	.277	.309	1
2023	Las Vegas	.333	28	108	31	36	8	2	8	23	0	2	0	23	18	1	1	.444	.667	3
	OAKLAND	.195	82	256	35	50	11	0	10	27	0	3	2	42	72	5	1	.310	.355	3
Major League Totals		.183	147	460	56	84	21	2	15	43	0	5	4	72	139	9	2	.296	.335	4
Minor League Totals		.238	261	947	150	225	51	5	43	148	0	6	8	158	247	7	5	.349	.438	9

CAREER TRANSACTIONS

2016 — Selected by the San Diego Padres organization in the 39th round of the First-Year Player Draft; did not sign. **2019** — Selected by the Miami Marlins organization in the 1st round (fourth selection overall) of the First-Year Player Draft. **2023** — Traded to the Oakland Athletics for pitcher A.J. Puk, February 11. On the injured list, August 14 to September 25; included rehabilitation assignment to Las Vegas, September 22 to 25.

BLEDAY'S CAREER BESTS

Hits: 3, August 10, 2022 at Philadelphia
 Home Runs: 1 (15 times), last: August 12, 2023 at Washington
 Runs Batted In: 3 (twice), last: June 23, 2023 at Toronto
 Stolen Bases: 1 (nine times), last: July 23, 2023 at Houston
 Hitting Streak: 7, May 4 to 10, 2023
 Hitless Streak (At Bats): 19 (twice), last: May 13 to 24, 2023
 Game Ending RBI: None
 Grand Slams: None
 Pinch-Hit Home Runs: None
 Inside-The-Park Home Runs: None
 Lead Off Home Runs: None

**INFIELDER****Height/Weight:** 6-0 / 205**Birthdate:** January 25, 2000**Birthplace/Resides:** Rapid City, South Dakota / Rapid City, South Dakota**Major League Service:** None**Obtained:** Acquired from the New York Yankees with Luis Medina, JP Sears and Ken Waldichuk for Frankie Montas and Lou Trivino, August 1, 2022**Contract Status:** First year of a one-year contract through 2024[Updated Stats](#)**NON-ROSTER INVITEE****CAREER HIGHLIGHTS**

Was originally selected by the New York Yankees in the fourth round of the 2021 First-Year Player Draft and was dealt to Oakland at the 2022 trading deadline in the Frankie Montas/Lou Trivino deal...is a .237 career hitter with 23 home runs and 110 RBI in 215 games over three professional seasons...also has 112 walks and 23 hit by pitches for a .343 on-base percentage...has been successful in 98-of-108 (90.7%) stolen base attempts...has started 166 games at second base, 27 at shortstop and one each at third base and in center field.

2023 HIGHLIGHTS

- Batted .262 with eight home runs, 38 RBI and 35 stolen bases in 68 games with Double-A Midland in a season shortened by two stints on the injured list...also went 3-for-12 (.250) on a four-game rehab assignment with the Arizona Complex League A's and combined to hit a career-high .261 with eight home runs, 40 RBI and a .793 OPS in 72 games overall.
- Also had career highs in on-base percentage (.360), doubles (18) and triples (3).
- Was 38-for-41 (92.7%) in stolen base attempts...ranked third in the A's farm system in steals.
- Stole 35 of his bases with Midland, which was eighth best in the Texas League.
- Hit .333 (17-for-53) against left-handed pitchers compared to .247 (57-for-230) against right-handers...had three home runs in 53 at bats against lefties (17.7 at bats per home run) and five in 230 at bats against right-handers (46.0 at bats per home run)...had 12 walks and 12 strikeouts against left-handed pitchers compared to 25 walks and 60 strikeouts against righties.
- Six of his eight home runs were solo shots
- Hit seven of his eight home runs at night...was a perfect 10-for-10 in stolen base attempts during the day.
- Combined to bat .148 in the first and second inning, .307 from the third inning on.
- Started 58 games at second base, eight at designated hitter, five at shortstop and one in center field...made nine errors, all as a second baseman (.965 fielding percentage).
- Made 60 starts batting first and started games at every spot in the order except fourth, eighth and ninth.
- **DAY-BY-DAY:** Got off to a slow start as he hit .194 with two home runs and 13 RBI over his first 24 games through May 10...did walk 16 times over that span for a .330 on-base percentage and stole 17 bases...stole a career-high four bases April 26 against Corpus Christi...had a season-high seven-game hitting streak from April 29-May 8 (7-for-30, .233)...walked four times in a game for the first time in his career on May 9 at Amarillo...went 0-for-6 with three strikeouts on May 17 and 18 against San Antonio...it was the only time in 2023 he did not reach base in back-to-back games...was batting .214 with three home runs and 21 RBI in 30 games when he was placed on the injured list May 20 with a sprained left thumb...was sent to the A's affiliate in the Arizona Complex League on a rehab assignment June 29 and went 3-for-12 (.250) with four runs, a double, two RBI and three stolen bases in four games before he was reinstated from the IL on July 7...was 4-for-5 with a double, home run and three runs scored in his first game back on July 7 in the first game of a doubleheader at Frisco...it was his first career four-hit game...was caught stealing for the first time the next day, snapping a season-opening streak of 22 consecutive stolen bases without being thrown out...batted .333

with four of his eight home runs in July before returning to the IL on July 29 with a strained left hamstring...was reinstated on Aug. 17 and hit .267 with a home run and nine RBI over his final 22 games...matched his season high with a seven-game hitting streak from Aug. 22-31 (12-for-31, .387)...had a third seven-game hitting streak from Sept. 7-14 (10-for-29, .345).

CAREER

2022—Was batting .217 with eight home runs and 35 RBI in 80 games with High-A Hudson Valley in the Yankees organization when he was sent to the A's organization in a six-player deal on Aug. 1...was assigned to High-A Lansing where he batted .209 with three home runs and 12 RBI in 33 games...combined to hit .215 with 11 home runs, 47 RBI and a .669 OPS in 113 games overall...added 64 walks and nine hit by pitches for a .329 on-base percentage...was successful in 47-of-53 (88.7%) stolen base attempts...had 35 steals with Hudson Valley, which tied for second in the South Atlantic League...hit .227 with all 11 of his home runs, 44 of his 47 RBI and a .701 OPS against right-handed pitchers...was 14-for-70 (.157) with a .514 OPS against left-handers...seven of his 11 home runs came with runners on base...was 1-for-14 with a grand slam and seven RBI with the bases loaded...started 81 games at second base, 22 at shortstop, eight at designated hitter and one at third base...made just three errors as a second baseman for a .992 fielding percentage...also had one error as a shortstop and third baseman...started games at every spot in the order with his most action coming in the first four spots...hit leadoff 34 times, cleanup 27 times, second 18 times and third 13 times...batted .250 in 17 games in April but added 16 walks for a .413 on-base percentage...had a season-best six-game hitting streak from May 15-22 (7-for-26, .269)...had the first and only two-homer game of his career on May 27 against Rome and added a career-high tying five RBI...scored a career-high four runs June 17 at Greensboro...had a grand slam Sept. 3 at South Bend.

2021—Made his professional debut with the Yankees affiliate in the Florida Complex League and Single-A Tampa and batted a combined .255 with four home runs and 23 RBI in 30 games...was successful in 13-of-14 (92.9%) stolen base attempts...hit .321 against left-handed pitchers compared to .230 against right-handers...had a .393 batting average with runners in scoring position...started 27 games at second base and three at designated hitter...committed three errors for a .975 fielding percentage...hit his first professional home run and stole the first two bases of his career in his third game on Aug. 2 in the first game of a doubleheader at the Tigers-East...had a career-high five RBI on Aug. 21 against St. Lucie, including a sixth inning grand slam...was on the injured list from Aug. 29 to Sept. 4 with a sprained left ankle....went 3-for-12 with a double and a stolen base in three postseason games for Tampa.

PERSONAL/MISCELLANEOUS

Cooper John Bowman...graduated from Stevens HS in South Dakota where he was named to the Class AA All-State Basketball Team in 2018...played two seasons at Iowa Western Community College before transferring to Louisville...was an All-ACC Second Team selection as a junior when he hit .293 with eight home runs, 22 RBI and 20 stolen bases in 48 games.

LIFETIME PLAYING RECORD

Year	Club	AVG.	G	AB	R	H	2B	3B	HR	RBI	SH	SF	HP	BB	SO	SB	CS	OBP	SLG	E
2021	FCL Yankees	.444	3	9	3	4	1	0	1	1	0	0	0	4	2	0	.444	.889	0	
	Tampa	.237	27	93	17	22	8	1	3	22	0	2	6	11	26	11	1	.348	.441	3
2022	Hudson Valley	.217	80	299	54	65	15	1	8	35	0	5	5	55	97	35	6	.343	.355	2
	Lansing	.209	33	115	12	24	2	0	3	12	0	1	4	9	38	12	0	.287	.304	3
2023	Midland	.262	68	271	49	71	17	3	8	38	3	3	6	36	68	35	3	.358	.435	9
	ACL A's	.250	4	12	4	3	1	0	0	2	0	0	2	1	4	3	0	.400	.333	0
Minor League Totals		.237	215	799	139	189	44	5	23	110	3	11	23	112	237	98	10	.343	.390	17

CAREER TRANSACTIONS

2021 — Selected by the New York Yankees organization in the 4th round of the First-Year Player Draft. **2022** — Elected free agency, November 10; signed by the San Francisco Giants to a minor league contract, December 10. **2022** — Traded to the Oakland Athletics with pitchers Luis Medina and JP Sears and minor league pitcher Ken Waldichuk for pitchers Frankie Montas and Lou Trivino, August 1.

**RIGHT-HANDED PITCHER****Height/Weight:** 6-6 / 232**Bats/Throws:** Right / Right**Birthdate:** August 14, 1999**Opening Day Age:** 24**Birthplace/Resides:** Philadelphia, Pennsylvania / Cleveland, Ohio**Major League Service:** 15 days**Obtained:** Acquired from the Cincinnati Reds for Sam Moll, July 31, 2023**Contract Status:** First year of a one-year contract through 2024
 [Updated Stats](#)
CAREER HIGHLIGHTS

Was selected by Cincinnati in the fifth round of the 2020 First-Year Player draft and was dealt to Oakland at the 2023 trading deadline...made his Major League debut with the A's that September, going 2-0 with a 1.69 ERA in three starts...is 11-14 with a 3.29 ERA and .172 opponents batting average in 56 games, including 55 starts, in three seasons in the minors...has 362 strikeouts in 237.2 innings (13.71 per nine innings) but has walked 191 (7.23 per nine innings) and has 34 wild pitches...has yielded just 14 home runs (0.53 per nine innings)...tied for fifth in the minors in strikeouts in 2023 (168).

2023 HIGHLIGHTS

- Began the year at Double-A Chattanooga in the Reds organization and finished it by making his Major League debut with the A's in September.
- Was selected by Oakland from Triple-A Las Vegas on Sept. 17 and went 2-0 with a 1.69 ERA in three starts with the A's...held the opposition to a .148 batting average and .476 OPS.
- With the A's, allowed a .083 (3-for-36) batting average and .326 OPS against right-handed hitters compared to .278 (5-for-18) against left-handers.
- Was 6-5 with a 4.50 ERA and .694 opponents OPS in 19 starts with Chattanooga when he was traded to the A's organization on July 31 for pitcher Sam Moll...made three starts at Double-A Midland and three more at Las Vegas, combining for a 2-3 record, a 2.16 ERA and .559 opponents OPS in six starts in the A's farm system.
- Was 8-8 with a 3.84 ERA and .658 opponents OPS in 25 games, all starts, in the minors overall.
- Had career highs in every counting category except wild pitches...his ERA was the highest of his three seasons.
- Struck out 168 batters, which tied for fifth most in all of minor league baseball...also walked 93, which tied for second most...averaged 12.89 strikeouts per nine innings and 7.13 walks.
- Held the opposition to a .201 batting average but had a .356 opponents on-base percentage.
- Yielded just seven home runs in 117.1 innings, an average of 0.54 home runs per nine innings...opponents slugged .356.
- Was 3-5 with a 5.22 ERA and .709 opponents OPS in 14 starts in April, May and June...then went 5-3 with a 2.45 ERA and .604 OPS in 11 starts in July, August and September.
- His opponents batting average broke down to .180 (37-for-206) with a .606 OPS against left-handed hitters compared to .222 (46-for-207) with a .711 OPS against right-handers.
- Allowed a .169 average with runners in scoring position...opponents were 1-for-20 (.050) with five walks and 14 strikeouts with the bases loaded.
- Had a .213 opponents batting average the first time through the order, .193 the second time and .188 the third time.
- Held the three hitter in the order to a .120 batting average.
- Opponents hit .103 with two strikes.
- Was 2-0 with a 2.54 ERA in six starts on four days rest, 6-8 with a 4.25 ERA in his other 19 starts.
- His teams were 13-12 (.520) in his starting assignments...had five starts of six or more innings and 11 of fewer than five innings...had four 10-strikeout games and had more strikeouts than innings pitched in 19 of his 25 starts...however, walked at least two batters in all but one start

and had more walks than innings pitched six times...allowed fewer than six hits in all 25 of his starts.

- **DAY-BY-DAY:** Took the loss in his first start but then had back-to-back scoreless outings on April 16 against Mississippi (4.0 ip) and April 22 at Tennessee (5.2 ip)...struck out a career-high tying 12 batters in the latter start...walked 21 batters in 11.1 innings over a three-start stretch from May 10-23...that included seven in 2.2 innings on May 10 at Mississippi and a career-high nine in 5.0 scoreless innings in a winning effort on May 17 against Biloxi...fanned 11 batters in 5.0 innings on May 28 at Rocket City...had his only start without a walk June 3 at Tennessee when he tossed 6.0 scoreless innings and allowed three hits in a 4-1 win...went 0-2 with a 6.50 ERA over a four-start stretch from June 9-28...struck out 10 batters in 5.2 innings on June 15 against Rocket City...had a career-high five-game winning streak from July 3 to Aug. 11...compiled a 2.72 ERA and .197 opponents batting average over that stretch which spanned five starts with Chattanooga and two with Midland...combined with two relievers on a one-hit shutout in a 4-0 win at Rocket City on July 8...did not allow a hit in 5.2 innings but walked five and threw 100 pitches...yielded a career-high tying six hits in 5.0 innings of work on July 18 at Birmingham...went 3-0 with a 2.84 ERA in five starts in July...was leading the Southern League with 122 strikeouts and was tied for fourth with six wins when he was traded to the A's organization on July 31...finished the season 10th in the SL in strikeouts...was assigned to Midland following the trade and went 2-1 with a 2.08 ERA and 28 strikeouts in 17.1 innings over three starts...matched his career high with 12 strikeouts and tossed a career-high 103 pitches in 5.0 innings on Aug. 11 against Arkansas...it was his fourth 10-strikeout game of the season and the eighth of his career...tossed a career-high 6.1 innings Aug. 18 at San Antonio and allowed just one run but had a no decision in the RockHounds 1-0 loss...that began a four-start stretch where he went 0-3 despite a 2.01 ERA and .158 opponents batting average...was promoted to Las Vegas on Aug. 22 and went 0-2 with a 2.25 ERA in three starts with the Aviators...combined for a 2-1 record, a 2.53 ERA and 36 strikeouts in 21.1 innings in four starts in August...was tied for second in the minor league in strikeouts (168) but had the second most walks (93) when he was selected by the A's on Sept. 17...made his Major League debut that day against San Diego...tossed 3.0 scoreless innings and had a no decision in the A's 10-1 loss...became the 60th pitcher in Oakland history to start in his ML debut...struck out Tatis in the first inning for his first big league strikeout...picked up first career win in his next start on Sept. 23 against Detroit when he allowed one unearned run in 6.0 innings of work in the A's 4-1 victory...did not allowed an earned run in either of his first two starts (9.0 ip)...since the earned run became an official stat (1913), he is the fourth pitcher in Athletics history with no earned runs in his first two games, with both outings being starts...joins Vin Mazzaro (13.2 ip, 2009), Mike Norris (16.0 ip, 1975) and Johnny Marcum (18.0 ip, 1933)...also earned the win in his third and final start on Sept. 30 at Los Angeles (AL)...no-hit the Angels over the first six innings and retired 16 straight following a one-out walk in the first inning...Drury broke up the no-hitter with a one-out double in the seventh and O'Hoppe hit a three-run homer as Boyle allowed three runs on two hits in 7.0 innings.

CAREER

2022—Spent most of the season at Single-A Dayton where he went 3-4 with a 2.17 ERA in 17 starts...earned a late season promotion to Double-A Chattanooga and was 0-2 with a 4.85 ERA in six games with the Lookouts...combined for a 3-6 record, a 2.86 ERA and .529 opponents OPS in 23 games, including 22 starts, overall...struck out 153 batters in 100.2 innings, an average of 13.68 per nine innings...also walked 84 (7.51 per nine innings) and had a career-high 17 wild pitches...had the third most walks in the minors...held the opposition to a .141 batting average but had a .321 opponents on-base percentage...surrendered just six home runs, an average of 0.54 per nine innings...ranked second in the Reds farm system in strikeouts, tied for sixth in games started and eighth in innings pitched...was ninth in the Midwest League in strikeouts (122) but had the second most walks (59)...allowed one run or fewer in each of his first 12 starts and was 3-1 with a 0.65 ERA, .086 opponents batting average and .380 OPS over that stretch which ran through June 29...then went 0-5 with a 5.56 ERA, .204 opponents average and .693 OPS over his final 11 games...his opponents batting average broke down to .140 with a .534 opponents OPS against right-handed hitters compared to .143 with a .522 OPS against left-handers...yielded a .172 average with runners in scoring position...opponents hit .086 with two strikes...tossed fewer than five innings in 14 of his 22 starts...allowed three hits or fewer 19 times but walked three or more

20 times...had more strikeouts than innings pitched 19 times...was named a Reds Organization All-Star by MLB.com and earned *Baseball America* High Class-A All-Star honors...began the season at Dayton and did not allow a run over his first four starts (17.0 ip)...opponents were 3-for-51 (.059) over that stretch...did not allow a hit in his first two starts...had his first of three games with 10 or more strikeouts on April 19 against West Michigan when he fanned 10 in 4.0 innings...all three of his wins came during a winning streak that spanned seven starts from April 26-June 7 (1.04 ERA)...was named Midwest League Pitcher of the Week for the week of May 23-29 after tossing 6.0 scoreless and hitless innings for the win in his only start that week on May 24 at West Michigan (3 bb, 8 so)...was named the Reds Minor League Pitcher of the Month and the Midwest League Pitcher of the Month for May after going 1-0 with a 1.09 ERA and .101 opponents batting average in five starts...then went 1-1 with a 0.51 ERA and .105 opponents average in four starts in June...fanned 34 batters in 17.2 innings in June...struck out a career-high 12 batters in 5.0 scoreless innings on June 29 at Great Lakes...allowed just one hit and did not walk a batter, his only outing without a walk in 2022...fanned 10 in 5.0 innings on July 10 against West Michigan...was promoted to Chattanooga on Aug. 9 and had a no decision in his Double-A debut on Aug. 11 against Montgomery (4.2 ip, 5 h, 1 r, 1 er, 4 bb, 6 so)...tossed 4.0 hitless innings on Aug. 18 at Rocket City, his fifth start of four hitless innings or more...made his only relief appearance in his final outing of the season on Sept. 14 against Tennessee (5.0 ip, 2 h, 3 r, 2 er, 3 bb, 7 so).

2021—Began his first professional season on the injured list with a strained right elbow...was assigned to the Reds affiliate in the Arizona Complex League on Aug. 3 and made four starts there and another four with Single-A Daytona after being reinstated from the IL on Aug. 24...was a combined 0-0 with a 2.29 ERA and .138 opponents batting average in eight starts...struck out 41 batters in 19.2 innings (18.76 per nine innings), but also walked 14 (6.41 per nine innings)...his opponents batting average broke down to .071 against left-handed hitters and .189 against right-handers...however, issued nine of his 14 walks to lefties...opponents were 0-for-12 with runners in scoring position...tossed 4.0 innings or fewer in each of his eight appearances...did not allow a run six times...made his professional debut with a start on Aug. 3 against the Diamondbacks (1.0 ip, 3 so)...did not allow a run in four games with the ACL Reds (7.0 ip, 3 h, 1 bb, 13 so)...was reinstated from the IL and sent to Daytona on Aug. 24 where he logged a 3.55 ERA in four starts...tossed a season-high 4.0 scoreless innings Aug. 31 against Fort Myers...struck out a season-high 10 batters in 4.0 scoreless innings in his final start on Sept. 14 at Palm Beach.

2020—Was the Reds fifth-round selection in the 2020 First-Year Player Draft but did not pitch as the minor league season was cancelled due to the pandemic...was rated as having the Best Fastball in the Reds organization by *Baseball America* following the season.

PERSONAL/MISCELLANEOUS

Joseph Patrick Boyle was originally signed by Reds scout Tyler Gibbons...graduated from North Oldham HS (Goshen, Kentucky)...pitched for the Harwich Mariners in the Cape Cod League in 2019...played collegiately at Notre Dame.

LIFETIME PITCHING RECORD

Year	Club	W	L	ERA	G	GS	CG	SHO	SV	IP	H	R	ER	HR	HB	BB	IBB	SO	WP	BK
2021	ACL Reds	0	0	0.00	4	4	0	0	0	7.0	3	0	0	0	0	1	0	13	0	0
	Daytona	0	0	3.55	4	4	0	0	0	12.2	6	5	5	1	2	13	0	28	2	0
2022	Dayton	3	4	2.17	17	17	0	0	0	74.2	25	20	18	3	4	59	0	122	11	0
	Chattanooga	0	2	4.85	6	5	0	0	0	26.0	21	16	14	3	0	25	0	31	6	0
2023	Chattanooga	6	5	4.50	19	19	0	0	0	84.0	63	48	42	6	7	75	0	122	12	2
	Midland	2	1	2.08	3	3	0	0	0	17.1	12	4	4	0	1	7	0	28	0	1
	Las Vegas	0	2	2.25	3	3	0	0	0	16.0	8	6	4	1	1	11	0	18	3	0
	OAKLAND	2	0	1.69	3	3	0	0	0	16.0	8	4	3	1	0	5	0	15	0	0
Major League Totals		2	0	1.69	3	3	0	0	0	16.0	8	4	3	1	0	5	0	15	0	0
Minor League Totals		11	14	3.29	56	55	0	0	0	237.2	138	99	87	14	15	191	0	362	34	3

CAREER TRANSACTIONS

2020 — Selected by the Cincinnati Reds in the fifth round of the First-Year Player Draft. **2023** — Traded to the Oakland A's by pitcher Sam Moll, July 31.

BOYLE'S CAREER BESTS

Low Hit Complete Game: None

Innings Pitched: 7.0, September 30, 2023 at Los Angeles (AL).

Strikeouts: 6, September 30, 2023 at Los Angeles (AL).

Pitches: 94, September 23, 2023 vs. Detroit

Longest Winning Streak: 2, September 23, 2023 to present

Longest Losing Streak: None

Longest Scoreless Streak: 9.0, September 23 to 30, 2023

**OUTFIELDER/FIRST BASEMAN****Height/Weight:** 6-1 / 223**Bats/Throws:** Left / Left**Birthdate:** July 13, 1992**Opening Day Age:** 31**Birthplace/Resides:** Klamath Falls, Oregon / Redmond, Oregon**Major League Service:** 3 years, 104 days**Obtained:** Selected in the 19th round of the 2015 First-Year Player Draft**Contract Status:** First year of a one-year contract through 2024
[@MrBrown_12](#)
[Updated Stats](#)
CAREER HIGHLIGHTS

Is a .227 career hitter with 59 home runs and 186 RBI in 406 games over five seasons in the majors, all with the A's...appeared in a total of 33 games over his first two seasons but has played in 111 or more in each of his last three...has a .275 average with 93 home runs and 393 RBI in 581 games in the minors...ranked second in all of minor league baseball with 37 home runs with Triple-A Las Vegas in 2019...led the Texas League and tied for ninth in the minors with 39 doubles in 2018...was named to the California League Midseason All-Star team in 2017 and the New York-Penn League Midseason All-Star team in 2015...was originally selected by the A's in the 19th round of the 2015 First-Year Player draft.

2023 HIGHLIGHTS

- Batted .222 with 14 home runs, 52 RBI and a .692 OPS in 112 games in his fifth season with the A's.
- The OPS was a career low as was his .405 slugging percentage...had the fewest runs (33) and home runs of his three full seasons.
- Hit .234 (67-for-286) with all 14 of his home runs, 48 of his 52 RBI and a .738 OPS against right-handed pitchers...was 9-for-57 (.158) with a .461 OPS against lefties...has not homered against a southpaw since Sept. 7, 2022 against Atlanta (Matzek)...made 83 of his 92 starts in games in which the opponent started a right-handed pitcher...has made 281 of his 311 career starts against right-handers and has a .237 average and .776 OPS in his career against righties compared to .168 and .507 against lefties...has hit 55 of his 59 home runs off right-handers.
- Batted .188 with the bases empty, .267 with nine of his 14 home runs with runners on base... had a .267 batting average with runners in scoring position...was 2-for-10 (.200) with the bases loaded and is now 4-for-29 (.138) in his career.
- Was 17-for-34 (500) with five doubles, four home runs and 13 RBI in the seventh inning.
- Started 49 games in right field, 18 in left field, 13 at first base and 12 at designated hitter... had three outfield assists...did not commit an error in 77 games in the outfield nor 17 games at first base...now has a 78-game errorless streak as an outfielder dating back to October 5, 2022...has a 90-game errorless streak as a right fielder dating back to Sept. 24, 2021.
- Was 2-for-17 (.118) with a home run and three RBI as a pinch hitter...dating back to 2019, he is tied for second among American League pinch hitters in doubles (5) and extra base hits (7) and tied for fifth in RBI (13).
- Made a team-leading 54 starts batting cleanup and was second on the club with 27 starts hitting third...slugged 11 of his 14 home runs from the four spot in the order.
- Averaged a career-low 3.81 pitches per plate appearance.
- **DAY-BY-DAY:** Was the A's Opening Day starter in left field on March 30 against Los Angeles (AL) and went 2-for-4 with a double...was 6-for-30 (.200) with a home run and two RBI over his first eight games before he was placed on the injured list April 10 retroactive to April 9 with a strained left oblique...was sent to Triple-A Las Vegas on a rehab assignment May 13 and went 1-for-2 that day against Albuquerque...was transferred to Single-A Stockton May 17 and was 4-for-11 (.374) with a walk in three games with the Ports when he was reinstated from the IL May 22...went 5-for-39 (.128) with 20 strikeouts over his first 13 games following his return...including June 3 at Miami when he was 0-for-4 with a career-high tying four

strikeouts...snapped a 0-for-20 streak on June 5 at Pittsburgh...reached base safely five times for the second time in his career two days later against the Pirates when he went 3-for-4 with two walks...was 10-for-40 (.250) over a 13-game stretch from June 24 to July 15, but five of the 10 hits were home runs...singled off the Yankees Nick Ramirez in the eighth inning on June 29 for his first hit off a left-handed pitcher since Oct. 3, 2022 (Aaron Loup)...it snapped a 0-for-27 streak against south paws...hit .222 in 19 games in July but seven of his 12 hits were for extra bases (three doubles, four home runs) and he walked nine times...had a .338 on-base percentage and .500 slugging percentage...collected two doubles and a triple Aug. 6 against San Francisco for the first three-extra base hit game of his career...went 9-for-54 (.167) over an 18-game span from Aug. 8 to 27 but had 10 RBI over that span...had his third career four-RBI game Aug. 13 at Washington...connected for his second career pinch hit home run Sept. 3 vs. Los Angeles (AL)...it snapped a 0-for-13 streak as a pinch hitter dating back to Sept. 1, 2022...had a season-best five-game hitting streak from Sept. 9-13 (7-for-15, .467)...hit .277 in September after after batting .222 or lower in each of the first five months.

CAREER

2022—Batted .230 with 25 home runs and 73 RBI in 150 games in his fourth season with the A's...had career highs in all counting categories as he played in just 144 games over his first three seasons...led the A's in games, triples (3), home runs, RBI, stolen bases (11, tie) and strikeouts (146)...became the third player in Oakland history to lead the A's in home runs and stolen bases, joining Jose Canseco (1988) and Eric Chavez (2002)...was the fourth to lead Oakland in triples and home runs (Ruben Sierra, 1993; Tony Armas, 1980; Mitchell Page, 1978)...made 114 of his 132 starts in games in which the opponent started a right-handed pitcher...batted .243 with 22 of his 25 home runs, 61 of his 73 RBI and a .793 OPS against right-handers compared to .174 with a .548 OPS against left-handers...hit 17 of his 25 home runs on the road...tied for seventh in the American League in road home runs and ranked ninth in RBI (48)...batted .269 with 15 home runs, 36 RBI and a .969 OPS in 68 day games compared to .198 with 10 home runs, 37 RBI and a .648 OPS in 82 night games...tied for second in the AL in home runs during the day, tied for seventh in RBI and ranked ninth in slugging (.537)...had the fourth lowest batting average at night...hit .216 with 10 home runs, 38 RBI and a .665 OPS in 86 games before the All-Star Break, .249 with 15 home runs, 35 RBI and a .855 OPS in 64 games after the break...tied for fourth in the AL in post-break home runs...was 2-for-11 (.182) with a grand slam and 10 RBI with the bases loaded...hit .181 with six home runs, 25 RBI and a .600 OPS in 69 games against AL West teams, .269 with 19 home runs, 48 RBI and a .867 OPS in 81 games against all other teams...hit 10 home runs in 31 games against the AL Central...tied for sixth in the majors with six interleague home runs...batted .340 with a 1.158 OPS and six home runs in the eighth inning...tied for fourth in the AL in home runs in the eighth inning...hit .133 with two strikes, but had 11 home runs, which tied for eighth in the AL...started games at five different positions, including a team-leading 72 at first base...also made 25 starts in right field, 18 in left field, 15 in center field and two at designated hitter...committed two errors in 77 games overall in the outfield for a .985 fielding percentage...had two assists, both as a right fielder...made four errors as a first baseman (.993)...was 5-for-13 (.385) with three doubles and three RBI as a pinch hitter...tied for the lead among AL pinch hitters in doubles, tied for third in extra base hits (3) and tied for fourth in hits...made a team-leading 67 starts batting cleanup and started games at every spot in the order except first, eighth and ninth...was 5-for-17 (.294) with two home runs and eight RBI over his first five games...then went 0-for-4 with a career-high tying four strikeouts on April 13 at Tampa Bay...grounded into his first double play of the season April 24 against Texas, snapping a streak of 96 games and 271 at bats without a GIDP dating back to his last on May 9, 2021 at Tampa Bay...the 96-game streak tied for fourth longest in Oakland history and was the longest since Coco Crisp had a 106-game streak from April 24-Sept. 25, 2014...was hitting .158 with three home runs, 17 RBI and a .539 OPS in 34 games through May 15...then batted .288 with seven home runs, 19 RBI and a .901 OPS over his next 37 games from May 16 to June 29...homed in three straight games for the second time in his career June 10-12 at Cleveland (also May 20-23, 2021)...did it again Sept. 4-7...hit his first career grand slam June 11 against the Guardians and also had his first career four RBI game...reached base safely in a career-high tying 11 consecutive games from June 16-29...hit .350 with a .395 on-base percentage during the streak...went 3-for-4 on June 19 against Kansas City, his first of three three-hit games...that began a career-high eight-game hitting streak from June 19-29...went 13-for-30 (.433) with four doubles, two home runs and five RBI during the streak...was on

the paternity list from July 25-27 for the birth of his first child, Cannon...had his second career two-homer game in his first game back on July 29 at Chicago (AL) and went 9-for-23 (.391) with five home runs and seven RBI in his first seven games following his return...had his first career three-walk game on Aug. 4 at Los Angeles (AL)...made 69 of his first 99 starts at first base through Aug. 27...then started 27 of his final 31 games in the outfield and hit .267 with eight home runs, 23 RBI and a .895 OPS over that stretch...had his second two-homer game of the season and the third of his career on Sept. 4 at Baltimore...also scored three runs, which matched his career high...homered in his next two games to tally four home runs over a three-game span...drove in a career-high tying four runs Sept. 17 at Houston...scored a career-high three runs Sept. 24 vs. New York (NL)...finished September with a .264 batting average, eight home runs, 17 RBI and a .946 OPS in 25 games...the home runs and RBI were his most ever in a month and the OPS was his highest...tied for fourth in the AL in home runs in September and ranked ninth in OPS.

2021—Batted .214 with 20 home runs and 48 RBI in 111 games as a rookie...became the ninth rookie in Oakland history to hit 20 or more home runs and his .480 slugging percentage was sixth best by an Oakland rookie with 250 or more plate appearances...ranked third among American League rookies in slugging, tied for fifth in home runs, seventh in games, eighth in extra base hits (34) and total bases (135), tied for eighth in RBI, ninth in OPS (.754) and 10th in runs (43)...one-third of his hits were home runs (20 home runs, 60 hits) and he joins Khris Davis (2018) and Mark McGwire (1992, 95, 96) as the only players in Athletics history to have at least one-third of their hits be home runs (min. 250 pa)...34 of his 60 hits (56.7%) were for extra bases (13 doubles, 1 triple), which was the fourth highest percentage in Athletics history using the 250 plate appearance minimum...grounded into just one double play in 281 at bats...the at bats were third most in the majors and sixth most in Oakland history among players with one or fewer GIDP...made 67 of his 69 starts in games in which the opponent started a right-handed pitcher...hit .220 with a .776 OPS against righties compared to .136 with a .503 OPS against lefties...had 19 of his 20 home runs and 46 of his 48 RBI against righties...was 6-for-27 (.222) with a double, home run, six RBI, a walk and a sacrifice fly in 29 plate appearances as a pinch hitter, 28 of which came against right-handers...the plate appearances ranked second among AL pinch hitters and were second most by an A's pinch hitter over the last 16 years (Matt Joyce, 30 in 2018)...also tied for second among AL pinch hitters in go-ahead RBI (2), tied for third in RBI and tied for fourth in hits...hit .191 with 10 home runs in 70 games before the All-Star Break, .250 with 10 home runs in 41 games after the break...batted .242 with seven home runs in 51 home games, .191 with 13 home runs in 60 road games...hit .246 with an .857 OPS, 12 home runs and 27 RBI in 47 day games compared to .180 with a .649 OPS, eight home runs and 21 RBI in 64 night games...connected for nine of his 20 home runs in the seventh inning or later...had four in the ninth inning, which tied for second most in the AL...hit .118 with two strikes but had nine home runs...started games at five different positions (50 in right field, 10 in left field, four at designated hitter, three at first base, two in center field)...committed three errors, including two in right field and one at first base...started games at every spot in the order except first and third...saw his most starts batting sixth (17), seventh (17) and eighth (15)...was not on the A's Opening Day roster but was recalled on April 6, the sixth game of the season...singled in his first at bat on April 7 against Los Angeles (NL)...it was his first hit since Sept. 17, 2019 and it snapped a career-high 0-for-24 streak...hit his first career home run April 10 at Houston, a solo shot in the eighth inning off Ryne Stanek...it snapped a career-opening 33-game, 91-at bat homerless streak...committed his first error of the season on April 21 against Minnesota but would not have another error as an outfielder until Sept. 19 for an 82-game outfielder errorless streak...went 3-for-4 in that game against the Twins, giving him a .300 batting average, three home runs and five RBI over his first 10 games...had his first career game-ending RBI on May 7 against Tampa Bay with a walk-off home run in the bottom of the ninth...grounded into his only double play of the season May 9 against Tampa Bay...homered in three consecutive games from May 20-23...singled in the ninth inning June 6 at Colorado to snap a career-high tying 0-for-24 streak (also Sept. 17, 2019-Sept. 13, 2020)...slugged his first career pinch home run on July 25 at Seattle...was hitting .199 with 12 home runs and 30 RBI in 79 games when he was optioned to Triple-A Las Vegas Aug. 1...returned to Oakland on Aug. 6 and hit .242 with four home runs and seven RBI in 12 games before he was optioned to Triple-A again on Aug. 20...did not make it to Las Vegas as he was recalled by Oakland the next day...went 1-for-8 (.125) in three games before he was placed on the injured list Aug. 27 following a positive Covid-19 test...was reinstated from the IL Sept. 10 and hit .265 with four home runs and nine RBI over his

final 19 games...belted all four home runs over his final six games, including his first career two-homer game in the final game of the season, Oct. 3 at Houston.

2020—Went 0-for-5 with two strikeouts in seven games over three stints with Oakland...all five of his plate appearances came against right-handed pitchers...made just one start and went 0-for-2 as the A's designated hitter on Aug. 2 at Seattle...was 0-for-3 with two strikeouts as a pinch hitter...appeared in three games on defense, all at first base...was on the A's Opening Day roster and went 0-for-3 in three games before he was optioned to the A's alternate site Aug. 6 when rosters were reduced to 28...was on the A's Taxi Squad for each of the remaining road trips and was added to the active roster twice...recalled a second time on Aug. 25 when Chad Pinder went on the paternity list and struck out as a pinch hitter Aug. 29 in the second game of the doubleheader at Houston...was optioned back to the alternate site Aug. 31 but returned to Oakland on Sept. 12 when Matt Chapman went on the injured list...went 0-for-1 in three games before he was optioned Sept. 17...was on the Taxi Squad for the postseason.

2019—Made his Triple-A and Major League debuts in 2019...was batting .297 with 37 home runs and 104 RBI in 112 games with Las Vegas when he was selected by Oakland Aug. 26...went on to hit .293 with no home runs and 13 RBI in 26 games with the A's...batted .417 with nine RBI and a 1.073 OPS over his first 10 games...made 16 of his 17 starts in games in which the opponent started a right-handed pitcher...hit .311 with all 10 of his extra base hits, all seven of his walks and 12 of his 13 RBI against righties, .214 against left-handers...had a .900 OPS against righties, .429 against lefties...batted .300 with runners in scoring position, including .455 with RISP and two outs...started 16 games in left field and one at first base...did not commit an error in 23 games overall in the outfield or four at first base...made his Major League debut with a start in left field on Aug. 26 at Kansas City and went 2-for-6 with a RBI...singled in the second inning off Brad Keller for his first ML hit and had a RBI single in his next at bat in the third inning for his first RBI...had a career-high four hits Aug. 29 at Kansas City in his fourth big league game...became the first Athletic with a four-hit game before his fifth career game since Doug Jennings went 4-for-4 in his fourth game on April 13, 1988...then went 3-for-3 with three RBI the next day at New York (AL), giving him in a hit in seven consecutive bats...entered the game in the sixth inning and became the first A's player with at least three hits and three RBI in a game he did not start since Billy Hitchcock went 4-for-4 with four RBI on Sept. 5, 1951...had 10 hits over his first five games through Aug. 30, which are the most in Oakland history and the most by an Athletic since Spook Jacobs had 10 in his first five games for the 1954 Philadelphia A's...had two triples Sept. 3 against Los Angeles (AL) to tie the Oakland single-game record (12th time, last: Matt Chapman at Texas, July 26, 2018)...it was the first two-triple game in the Coliseum since May 12, 2007 (Josh Barfield, TOR) and the first by an Athletic since Aug. 3, 2002 (Mark Ellis vs. Detroit)...had made each of his first 16 starts in left field before starting at first base in the final game of the season on Sept. 29 at Seattle...pinch hit for Sean Murphy in the fourth inning of the AL Wild Card game on Oct. 2 against Tampa Bay in Oakland and grounded into a fielders' choice...was named the A's Organizational Hitter of the Year and Most Valuable Player for Las Vegas after hitting 37 home runs...that was second most in all of minor league baseball to the Diamondbacks Kevin Cron (39)...it tied for third most in Oakland history by a minor leaguer and was two short of the record of 39 by Chris Carter in 2008 and Adam Piatt in 1999...it ranks second all-time in Las Vegas franchise history (44, Phil Hiatt in 2001)...was third in the minors in extra base hits (72) and total bases (286), tied for fifth in runs (101) and sixth in RBI (104)...ranked second in the Pacific Coast League in home runs, extra base hits and total bases, tied for third in runs, fourth in RBI and slugging (.634) and seventh in OPS (.986)...led the A's farm system in runs, home runs, RBI and extra base hits, ranked second in slugging, third in OPS and tied for fifth in doubles (29)...hit .335 with 19 home runs, 45 RBI and a 1.170 OPS in 39 games after the break...started 61 games at first base, 26 at designated hitter, 14 in left field and eight in right field...committed seven errors as a first baseman for a .987 fielding percentage...also had one error as a right fielder...batted clean-up in 103 games but hit in every spot in the order except second and ninth...had his first career three-homer game and drove in a career-high six runs April 15 against Fresno...homered twice two days later at Sacramento...hit .319 with nine home runs and 23 RBI in 22 games in April...was named PCL Player of the Week for the week of July 22-28 when he went 12-for-25 (.480) with 12 runs scored, eight home runs, 13 RBI and five walks in six games...that included two homer games on July 23 against El Paso and July 27 and 28 at El Paso...homered in four straight games from July

25 to 28...batted .344 with nine home runs and 21 RBI in 23 games in July...then hit .321 with 10 home runs and 27 RBI in 22 games in August...went 3-for-4 with a double, two home runs and five RBI Aug. 12 at Omaha...had his seventh and final multi-homer game of the season Aug. 19 against Reno...was selected by Oakland Aug. 26.

2018—Made his Double-A debut at Midland and batted .283 with 14 home runs and 90 RBI in 131 games...led the Texas League and tied for ninth in all of the minors in doubles (38)...also tied for the TL lead in extra base hits (55), ranked second in RBI, tied for second in total bases (228), tied for sixth in hits (142), tied for eighth in walks (47) and ninth in slugging (.454)...led the A's farm system in doubles, ranked second in RBI, extra base hits and total bases, fourth in hits and tied for sixth in home runs...batted .294 with eight home runs in 337 at bats against right-handed pitchers compared to .261 with six home runs in 165 at bats vs. left-handers...hit .331 with runners in scoring position...batted .328 with a .935 OPS at home...started 113 games at first base, seven in right field and four in left field...had three assists in 12 games overall in the outfield...committed 12 errors as a first baseman for a .988 fielding percentage...had his lone two-homer game of the season April 7 against Springfield...had a season-high 11-game hitting streak from April 29 to May 11 (18-for-44, .409)...hit .359 over a 25-game stretch from May 23 to June 20...batted .311 with 23 RBI in 27 games in May and then hit .337 in June...matched his season-high with an 11-game hitting streak from June 11 to 22 (19-for-45, .422)...collected three doubles Aug. 5 against San Antonio and drove in a season-high tying four runs...matched his career high with four hits Sept. 1 against Frisco and had his fifth four-RBI game of the season.

2017—Spent the entire season at Single-A Stockton for the second consecutive year and hit .270 with 30 home runs and 109 RBI in 135 games...led the California League in home runs, RBI and total bases (262)...the RBI were third most in all of the minors and the home runs tied for 10th...also ranked second in the CL in slugging (.506) and extra base hits (55)...was named to the Cal League Midseason All-Star team...led the A's farm system in total bases, ranked second in home runs, RBI, runs, extra base hits and slugging, tied for third in triples and fourth in hits and walks...batted .319 with runners in scoring position...started 109 games in right field, 18 at first base and three in center field...had 13 assists in 114 games overall in the outfield...had his first career two-homer game May 14 at Lancaster...made his first career appearance as a pitcher on May 19 against Lake Elsinore (0.2 ip, 1 h)...started at designated hitter for the North in the California League All-Star Game on June 20 and went 1-for-4 with a double and a RBI...drove in five runs July 15 against Inland Empire...homed in 10 of his final 15 games beginning Aug. 19 and hit .439 with 10 home runs and 29 RBI over that span...homed in five straight games from Aug. 19 to 24 and four straight from Aug. 31 to Sept. 3...had three five-RBI games over a 10-game stretch in late August...was named Cal League Player of the Week for the week of Aug. 21-27 after going 12-for-24 (.500) with five runs, four home runs, 11 RBI, three walks and a 1.540 OPS in six games...hit .349 with 12 home runs and 38 RBI in 27 games in August...went 3-for-11 (.273) with a double, home run and three RBI in three postseason games for the Ports.

2016—Spent the entire season at Single-A Stockton and batted .241 with eight home runs and 53 RBI in 127 games...added 65 walks and six hit by pitches for a .340 on-base percentage...was successful in 13-of-15 (86.7%) stolen base attempts...ranked second in the California League in walks and fourth in runs scored (83)...ranked third in the A's organization in runs and fourth in walks...started 78 games in right field, 28 in center field and one in left field...also appeared in one game at first base and one at catcher...scored a minor league career-high four runs June 19 at High Desert...drew a walk in 10 consecutive games from July 2 to 13 (11 walks total)...had his first career four-hit game Sept. 1 vs. Visalia.

2015—Hit .282 with three home runs and 35 RBI in 68 games in his professional debut with the A's affiliate in the Arizona Rookie League and Short Season Single-A Vermont...tied for third in the New York-Penn League in doubles (19), tied for fourth in extra base hits (25) and ranked fifth in slugging (.431)...was named to NYPL Midseason All-Star team and went 1-for-2 in a start in center field for the North in the NYPL All-Star Game...made 21 starts in center field, 18 in right field, 14 in left field and seven at first base...went 1-for-4 with a triple in his debut June 22 against the Giants...hit his first professional home run July 28 at State College, a fifth inning grand slam.

PERSONAL/MISCELLANEOUS

Seth William Brown was originally signed by A's scout Jim Coffman...is married, Brittaney, and has one child, Cannon...graduated from North Medford (Ore.) High School...played collegiately and Linn-Benton (Ore.) Community College and Lewis-Clark State College (Ida.).

LIFETIME PLAYING RECORD

Year	Club	AVG.	G	AB	R	H	2B	3B	HR	RBI	SH	SF	HP	BB	SO	SB	CS	OBP	SLG	E
2015	AZL A's	.200	6	20	2	4	1	2	0	0	0	0	0	3	2	0	0	.304	.450	0
	Vermont	.289	62	239	32	69	19	3	3	35	0	2	1	25	51	6	2	.356	.431	7
2016	Stockton	.241	127	453	83	109	21	5	8	53	2	6	6	65	124	13	2	.340	.362	11
2017	Stockton	.270	135	518	80	140	18	7	30	109	0	4	1	56	146	7	7	.340	.506	8
2018	Midland	.283	131	502	66	142	38	3	14	90	0	5	1	47	142	5	0	.342	.454	12
2019	Las Vegas	.297	112	451	101	134	29	6	37	104	0	7	4	38	127	8	1	.352	.634	8
	OAKLAND	.293	26	75	11	22	8	2	0	13	0	0	1	7	23	1	0	.361	.453	0
2020	OAKLAND	.000	7	5	0	0	0	0	0	0	0	0	0	0	2	0	0	.000	.000	0
2021	OAKLAND	.214	111	281	43	60	13	1	20	48	0	2	1	23	89	4	1	.274	.480	3
	Las Vegas	.286	3	14	3	4	1	1	0	1	0	0	0	0	5	0	0	.286	.500	0
	Stockton	.400	1	5	2	2	0	0	1	1	0	0	0	0	3	0	0	.400	1.000	0
2022	OAKLAND	.230	150	500	55	115	26	3	25	73	0	1	3	51	146	11	2	.305	.444	6
2023	OAKLAND	.222	112	343	33	76	19	1	14	52	1	2	2	30	101	3	1	.286	.405	0
	Las Vegas	.500	1	2	0	1	0	0	0	0	0	0	0	0	1	0	0	.500	.500	0
	Stockton	.364	3	11	4	4	0	0	0	0	0	0	0	1	2	0	0	.417	.364	0
Major League Totals		.227	406	1204	142	273	66	7	59	186	1	5	7	111	361	19	4	.295	.440	9
Minor League Totals		.275	581	2215	373	609	127	27	93	393	2	24	13	235	603	39	12	.345	.483	46

LIFETIME PITCHING RECORD

Year	Club	W	L	ERA	G	GS	CG	SHO	SV	IP	H	R	ER	HR	HB	BB	IBB	SO	WP	BK
2017	Stockton	0	0	0.00	1	0	0	0	0	0.2	1	0	0	0	0	0	0	0	0	0

CAREER TRANSACTIONS

2015 — Selected by the Oakland Athletics organization in the 19th round of the First-Year Player Draft. **2021** — On the injured list, August 27 to September 9; included rehabilitation assignment to Stockton, September 9. **2022** — On the paternity list, July 25 to 27. **2023** — On the injured list, April 9 to May 21; included rehabilitation assignment to Las Vegas, May 13 to 16, and Stockton, May 17 to 21.

WILD CARD RECORD

Year	Club/Opp.	AVG.	G	AB	R	H	2B	3B	HR	RBI	SH	SF	HP	BB	SO	SB	CS	OBP	SLG	E
2019	OAK vs. TB	.000	1	1	0	0	0	0	0	0	0	0	0	0	0	0	0	.000	.000	0

BROWN'S CAREER BESTS

Hits: 4, August 29, 2019 at Kansas City

Home Runs: 2 (three times), last: September 4, 2022 at Baltimore

Runs Batted In: 4 (three times), last: August 13, 2023 at Washington

Stolen Bases: 1 (18 times), last: September 23, 2023 vs. Detroit

Hitting Streak: 8, June 19 to 29, 2022

Hitless Streak (At Bats): 24 (twice), last: May 26 to June 6, 2021

Game Ending RBI: 1, May 7, 2021 vs. Tampa Bay (home run)

Grand Slams: 1, June 11, 2022 at Cleveland (Eli Morgan)

Pinch-Hit Home Runs: 2, September 3, 2023 vs. Los Angeles-AL (Andrew Wantz); July 25, 2021 at Seattle (Casey Sadler)

Inside-The-Park Home Runs: None

Lead Off Home Runs: None

LAWRENCE BUTLER

2



OUTFIELDER

Height/Weight: 6-2 / 215

Bats/Throws: Left / Right

Birthdate: July 10, 2000


Opening Day Age: 23

Birthplace/Resides: Burlington, New Jersey / Atlanta, Georgia

Major League Service: 52 days

Obtained: Selected in the 6th round of the 2018 First-Year Player Draft

Contract Status: First year of a one-year contract through 2024

 [Updated Stats](#)

CAREER HIGHLIGHTS

Was the A's sixth-round selection in the 2018 draft and hit .211 in 42 games in his Major League debut in 2023...is a .257 hitter with 50 home runs and 223 RBI in 376 games in five seasons in the minors...has 181 walks for a .343 on-base percentage...also has 67 stolen bases and has reached double figures in home runs and steals in each of his last three seasons...played in the All-Star Futures Game in 2023...led Midwest League outfielders with 11 assists in 2022...was named an A's Organizational All-Star by MiLB.com in 2021 and 2023...was rated as the A's ninth-best prospect by *Baseball America* following the 2022 season...played for Mesa in the Arizona Fall League in 2022...named to the AFL Rising Stars Game and won the Dernel Stenson Sportsmanship Award.

2023 HIGHLIGHTS

- Made his Double-A, Triple-A and Major League debuts in 2023...started the year at Double-A Midland, was promoted to Triple-A Las Vegas July 14 and joined Oakland on Aug. 11...also played in the All-Star Futures Game.
- Hit .211 with four home runs and 10 RBI in 42 games with the A's.
- Walked just four times and had 35 strikeouts.
- Batted .216 (22-for-102) with all four of his home runs, all 10 of his RBI and a .616 OPS against right-handed pitchers...was 4-for-21 (.190) with a .418 OPS against left-handers...made 31 of his 33 starts in games in which the opponent started a right-handed pitcher.
- Hit .174 with the bases empty, .259 with three of his four home runs with runners on base... however, had a .138 average with runners in scoring position.
- Slugged three home runs in 16 day games, one in 26 night games.
- Batted .185 over innings 1-6, .262 from the seventh inning on.
- Hit .267 in interleague play, .194 against the American League.
- Made 32 of his 33 starts in center field (also had one start in right field)...did not commit an error in 42 games and 83 total chances overall as an outfielder...had one assist.
- Was 0-for-5 as a pinch hitter.
- Made 31 of his 33 starts in the bottom four spots in the order (had two starts batting leadoff).
- Combined to hit a minor league career-high .284 with 15 home runs, 70 RBI and a .825 OPS in 89 games with Midland and Las Vegas.
- Was 21-for-23 (91.3%) in stolen base attempts...it was his third 20-steal season as a minor leaguer.
- Ranked sixth in the A's farm system in slugging (.475), seventh in batting and eighth in RBI.
- Batted .297 (78-for-263) with 14 of his 15 home runs and a .904 OPS against right-handed pitchers, .252 (26-for-103) with a .618 OPS against left-handers.
- Hit .307 with runners in scoring position...was 6-for-13 (.462) with two doubles and 12 RBI with the bases loaded.
- Started 42 games in center field, 28 in right field, 14 at designated hitter, three at first base and one in left field...did not commit an error...had eight outfield assists...seven of those came with Midland, which tied for seventh among Texas League outfielders...tied for third among TL outfielders in double plays (3).
- Started games at every spot in the order except fourth and fifth and saw his most action with 55 starts in the two spot in the order.
- Was named an A's Organization All-Star by MLB.com following the season.

- DAY-BY-DAY:** Began the season at Double-A Midland and batted .285 with 10 home runs and 47 RBI in 67 games...reached base safely in 60 of the 67 games and had a .352 on-base percentage...went 2-for-13 with six strikeouts in three games in the opening series against Northwest Arkansas...then had a season-high 19-game reaching base streak from April 11 to May 5...hit .333 with a .387 on-base percentage during the streak...had his first of three two-steal games on April 22 at Springfield (also April 29 against Corpus Christi and July 22 at Salt Lake)...hit .329 in 19 games in April, which was his best single-month batting average in 2023...tied for fourth in the TL in hits in April (27), tied for sixth in steals (7) and ranked seventh in batting...then hit .290 in 23 games in May...led the TL in runs (23) in May, tied for sixth in home runs (5) and extra base hits (11), ranked ninth in slugging (.516), tied for ninth in walks (16), 10th in on-base percentage (.389) and tied for 10th in hits (27)...had a minor league season-high eight-game hitting streak from May 24 to June 6 (11-for-34, .324)...drove in at least one run in each of his final seven games with the RockHounds and his first two with the Aviators for a nine-game streak with an RBI from June 29 to July 15 (14 RBI overall)...was selected to play in the All-Star Futures Game and went 0-for-3 in a start in left field for the AL team on July 8 at Seattle...did not return to Midland as he was moved up to Triple-A Las Vegas on July 14...ranked seventh in the Texas League in runs (53), tied for ninth in doubles (17) and tied for 10th in hits (81) and RBI at the time of his promotion...hit .280 with five home runs and 23 RBI in 22 games with the Aviators...the RBI were fourth most in the Pacific Coast League during his stay with Las Vegas (July 14 to Aug. 10)...drove in a season-high four runs in his second game on July 15 against Reno...was recalled by Oakland on Aug. 11 when Tony Kemp went on the paternity list and stayed with the A's following Kemp's return...made his big league debut Aug. 11 at Washington with a start in right field and went 0-for-4...then hit safely in each of his next six games from Aug. 12 to 18 for the longest hitting streak of his career (7-for-21, .333)...doubled in the seventh inning Aug. 12 against the Nationals Jake Irvin for his first hit...connected for his first ML home run Aug. 15 at St. Louis, a two-run shot in the seventh inning off Dakota Hudson...the RBI were the first of his career...went 8-for-40 (.200) over a 15-game stretch from Aug. 19 to Sept. 3...then had his first career two-homer game and drove in a career-high three runs Sept. 4 against Toronto...was placed on the bereavement list the next day...was hitting .246 with four home runs, nine RBI and a .717 OPS in 23 games when he went on the BL...was reinstated on Sept. 8 and went 9-for-54 (.167) with one RBI and a .411 OPS over his final 19 games...snapped a career-long 0-for-15 streak with his fourth inning single Sept. 16 against San Diego...was 0-for-4 with a career-high four strikeouts Sept. 26 at Minnesota.

CAREER

2022—Batted .270 with 11 home runs, 41 RBI and an .825 OPS in 81 games with High-A Lansing...also went 1-for-9 on a three-game rehab assignment with the A's affiliate in the Arizona Complex League for a .265 batting average overall...was 13-for-18 (72.2%) in stolen base attempts and tied for seventh in the A's farm system in steals...had 11 outfield assists, all with Lansing, which were the most among Midwest League outfielders...batted .287 with a .866 OPS against right-handed pitchers compared to .205 with a .636 OPS against left-handers...hit .295 during the day, .154 at night...had a .120 batting average with two strikes and a .468 batting average with no strikes...started 40 games in right field, 13 in center field, 13 at designated hitter, 11 at first base and five in left field...committed four errors, one at each defensive position...hit in every spot in the order except eighth and ninth...hit .340 in 30 games batting fifth...also had 30 games batting second...was rated as the A's ninth-best prospect by *Baseball America* following the season...went 20-for-70 (.286) with six doubles, four home runs and 17 RBI over an 18-game span from May 1 to 21...homered and drove in a season-high four runs on May 6 against West Michigan...had six assists in 17 games as an outfielder in the month of May...had a season-high 10-game hitting streak from June 5 to 16...went 14-for-38 (.367) with four doubles, two triples, a home run and five RBI during the streak...hit .400 over an eight-game stretch from June 23 to July 3 and all 12 of his hits over that span came in four three-hit games...batted .316 in 26 games in June...was hitting .263 with eight home runs and 36 RBI in 69 games when he was placed on the injured list July 5 with a dislocated left elbow...went 1-for-9 (.111) on a three-game rehab assignment with the A's affiliate in the Arizona Complex League from Aug. 20-23 and was reinstated from the IL on Aug. 25...hit .310 with four doubles, three home runs and five RBI over his final 12 games...finished the season by going 4-for-4 with four runs, a double, two home runs and four RBI on Sept. 10 against

Dayton...had career highs in runs and matched his career high in hits (third time) and home runs (third time)...played for Mesa in the Arizona Fall League following the season and batted .241 with two home runs, 16 RBI and 15 walks in 19 games (.389 on-base percentage)...was named to the AFL Rising Stars Game and went 1-for-2 with a double...was also named the winner of the Dernel Stenson Sportsmanship Award, which honors a player that exemplifies unselfishness, hard work and leadership.

2021—Spent most of the season at Single-A Stockton where he hit .263 with 17 home runs, 67 RBI and 26 stolen bases in 88 games...was promoted to High-A Lansing on Aug. 23 and batted .340 with two home runs and eight RBI in 14 games with the Lugnuts...combined for a .273 average, 19 home runs, 75 RBI, 29 stolen bases and an .871 OPS in 102 games overall...had career highs in every category...ranked second in the A's farm system in slugging (.504), OPS, runs (76), doubles (24), walks (59), stolen bases, extra base hits (47) and total bases (194), third in RBI, fourth in hits (105) and home runs, sixth in on-base percentage (.367), tied for sixth in triples (4) and eighth in batting...was named an A's Organizational All-Star by MiLB.com...tied for third in the Low-A West in home runs (17), ranked sixth in slugging (.499), seventh in OPS (.863), tied for seventh in extra base hits (41), ninth in RBI (67) and walks (55) and tied for ninth in stolen bases (26)...batted .276 with an .885 OPS against right-handed pitchers, .263 with an .827 OPS against left-handers...was 5-for-9 (.556) with three home runs and 21 RBI with the bases loaded...the three grand slams tied for the most in the minors and all came against San Jose...hit 11 of his 19 home runs with two strikes...started 52 games at first base, 24 in left field, 12 in center field, eight in right field and six at designated hitter...made four errors as a first baseman and three as an outfielder...had five outfield assists...hit in each of the first five spots in the order, including 32 games batting fifth and 27 hitting leadoff...walked a career-high four times and stole three bases in the second game of the season on May 5 at Modesto...had an 18-game reaching base streak from May 12-June 4...hit .250 with a .353 on-base percentage during the streak...had his first career two-homer game on May 21 at Visalia...hit his first of three grand slams on June 10 against San Jose...was named Low-A West Player of the Week for the week of July 19-25 when he went 10-for-25 (.400) with six runs, a double, three home runs and 11 RBI in six games at San Jose...had grand slams on the 21st and 23rd...had his second career two-homer game and a career-high six RBI in the game on the 21st...was a perfect 4-for-4 with three RBI Aug. 7 against Modesto...it was his second career four-hit game...stole a career-high four bases Aug. 19 at Modesto...was promoted to High-A Lansing on Aug. 23 and combined with Stockton and the Lugnuts to hit .304 in August...then batted .340 in 14 games in September...was named High-A Central Player of the Week for the week of Sept. 13-19 when he went 11-for-22 (.500) with seven runs, three doubles, a home run, two RBI and three stolen bases in six games against West Michigan.

2020—Did not play as the minor league season was cancelled due to the pandemic.

2019—Spent the entire season with Short-Season Vermont and hit .177 with four home runs, 22 RBI and a .562 OPS in 55 games...struck out 90 times in 221 plate appearances (2.45 plate appearances per strikeout)...hit .179 with all four of his home runs and 21 of his 22 RBI against right-handed pitchers, .171 against left-handers...his average improved to .244 with runners in scoring position...started 36 games at first base, 14 in left field and five at designated hitter...committed three errors, all as a first baseman...hit in every spot in the order except second and third and saw his most action batting seventh (18 games) and sixth (17 games)...had his first career four-hit game July 6 at Connecticut.

2018—Made his professional debut with the A's affiliate in the Arizona Rookie League and hit .226 with a home run, 15 RBI and a .669 OPS in 46 games...hit .259 against right-handed pitchers, .120 against left-handers...started 25 games in left field and four at designated hitter...went 0-for-4 with a walk in his debut on June 18 against the Angels...then had three hits and two RBI in his second game on June 20 against the Indians...stole his first base July 14 at the Mariners...hit his first home run and had five RBI Aug. 3 at Cubs1.

PERSONAL/MISCELLANEOUS

Lawrence Evan Butler was originally signed by A's scout Jemel Spearman...graduated from West Lake High School in Atlanta in 2018 where he hit .507 as a senior.

LIFETIME PLAYING RECORD

Year	Club	AVG.	G	AB	R	H	2B	3B	HR	RBI	SH	SF	HP	BB	SO	SB	CS	OBP	SLG	E
2018	AZL A's	.226	46	106	20	24	4	2	1	15	0	0	0	18	43	3	1	.339	.330	0
2019	Vermont	.177	55	192	20	34	5	2	4	22	0	2	1	26	90	1	0	.276	.286	3
2020																				
2021	Stockton	.263	88	335	62	88	20	4	17	67	0	5	1	55	131	26	4	.364	.499	6
	Lansing	.340	14	50	14	17	4	0	2	8	0	0	0	4	15	3	1	.389	.540	1
2022	Lansing	.270	81	293	52	79	19	3	11	41	0	0	0	40	105	13	5	.357	.468	4
	ACL A's	.111	3	9	0	1	0	0	0	0	0	0	0	4	0	0	0	.111	.111	0
2023	Midland	.285	67	284	53	81	17	2	10	47	0	3	1	30	60	13	2	.352	.465	0
	Las Vegas	.280	22	82	14	23	2	1	5	23	0	3	1	8	18	8	0	.340	.512	0
	OAKLAND	.211	42	123	10	26	4	0	4	10	0	1	1	4	35	0	0	.240	.341	0
	Major League Totals	.211	42	123	10	26	4	0	4	10	0	1	1	4	35	0	0	.240	.341	0
	Minor League Totals	.257	376	1351	235	347	71	14	50	223	0	13	4	181	466	67	13	.343	.441	14

CAREER TRANSACTIONS

2018 — Selected by the Oakland Athletics organization in the 6th round of the First-Year Player Draft. **2023** — On the bereavement list, September 5 to 7.

BUTLER'S CAREER BESTS

Hits: 2 (six times), last: September 27, 2023 at Minnesota

Home Runs: 2, September 4, 2023 vs. Toronto

Runs Batted In: 3, September 4, 2023 vs. Toronto

Stolen Bases: None

Hitting Streak: 6, August 12 to 18, 2023

Hitless Streak (At Bats): 15, September 9 to 15, 2023

Game Ending RBI: None

Grand Slams: None

Pinch-Hit Home Runs: None

Inside-The-Park Home Runs: None

Lead Off Home Runs: None



OUTFIELDER

Height/Weight: 6-2 / 185

Bats/Throws: Right / Right

Birthdate: January 15, 1997

Opening Day Age: 27

Birthplace/Resides: McDonough, Georgia / McDonough, Georgia

Major League Service: 1 year, 32 days

Obtained: Obtained: Signed to a minor league contract, November 21, 2023

Contract Status: First year of a one-year contract through 2024

 [Updated Stats](#)

NON-ROSTER INVITEE

CAREER HIGHLIGHTS

Played parts of three seasons in the majors with Detroit from 2020-22 and is a .201 hitter with five home runs and 24 RBI in 73 games overall as a major leaguer...is a perfect 9-for-9 in stolen base attempts...is a .251 career hitter with 69 home runs, 355 RBI and 159 stolen bases in 710 career games in the minors...was originally a competitive balance pick (37th selection overall) in the 2015 First-Year Player Draft by Houston and was traded to Detroit in 2017 as part of the Justin Verlander deal on Aug. 31, 2017...was a Tigers Organizational All-Star in 2018...played for Mesa in the Arizona Fall League in 2018.

2023 HIGHLIGHTS

- Spent the entire season at Triple-A Norfolk in the Baltimore organization and batted .268 with a career-high 16 home runs, 67 RBI and .798 OPS in 110 games.
- Also stole 23 bases, his fourth minor league season with 20 or more steals.
- Ranked eighth in the Orioles farm system in doubles (23) and 10th in RBI (67)
- Tied for the International League lead with a career-high nine sacrifice flies.
- Batted .306 (37-for-121) with a .931 OPS against left-handed pitchers, .250 (66-for-264) with a .738 OPS against right-handers...hit seven home runs in 121 at bats against lefties (17.3 at bats per home run), nine in 264 at bats against righties (29.3 at bats per home run).
- Started 62 games in center field, 19 in left field, 14 in right field and 12 at designated hitter...committed just one error in 97 games overall in the outfield for a .995 fielding percentage...did not have an assist.
- Made starts at every spot in the batting order except first and third...had 33 starts batting seventh, 22 hitting sixth and 20 in the eighth spot.
- **DAY-BY-DAY:** Got off to a slow start, hitting .097 with a home run and three RBI over his first 10 games...then batted .333 with six home runs and 21 RBI over a 26-game stretch from April 20 to May 26 ...stole two bases on April 14 at Nashville, his first of three two-steal games (April 22 vs. Rochester, May 26 at Memphis)...homered in three straight games from April 29-May 3...had a season-high eight-game hitting streak from May 6-16 (10-for-29, .345)...had his first two-homer game of the season and the fourth of his career in the first game of a May 31 doubleheader against Gwinnett...also had six RBI, which fell one short of his career high of seven (April 18, 2017 at Clinton)...had five home runs and 22 RBI in 24 games in May...stole his 19th base of the season in his 67th game on July 9 at Durham...had just four steals over his final 43 contests...connected for his second two-homer game of the season and the fifth of his career in the first game of a July 21 doubleheader at Gwinnett ...batted .311 in 17 games in July...was 4-for-29 (.137) over a 10-game stretch from Aug. 5 to 18...then went 17-for-49 (.347) with a .429 on-base percentage over a 13-game stretch from Aug. 19 to Sept. 5...made his only error in his penultimate game of the season on Sept. 13 against Memphis...it snapped a season-opening 95-game errorless streak...it was his first error since Aug. 19, 2022 for a 130-game errorless streak as a minor leaguer overall...was placed on the injured list Sept. 16 with a sprained left middle finger and missed the remainder of the season.

CAREER

2022—Spent the majority of the season with Triple-A Toledo but appeared in 21 games with the Tigers...was successful in both of his stolen base attempts on the season and is now 9-for-9 in his

career...according to the Elias Sports Bureau, he is the second Tigers player to debut since 1920 to begin his career with nine-plus stolen bases without being caught, along with Hub Walker who stole 10 straight bases to start his career in 1931...earned Major League Baseball's Electric Play of the Week for his defensive play on May 22 at Cleveland, robbing a two-run homer from Amed Rosario in center field and turning it into a double play to end the fifth inning...hit a go-ahead, two-run home run in the bottom of the eighth inning on June 2 vs. Minnesota...of his five career home runs, three have been game-tying or go-ahead home runs in the eighth inning or later...went 2-for-4 with a double, triple and two RBI on June 8 at Pittsburgh, his first career game with multiple extra base hits and multiple RBI...was on the injured list from June 10-26

2021—Appeared in 35 games for the Tigers and 39 with Toledo...was on Toledo's 7-day injured list with a right wrist fracture from May 4-19...launched his first Major League home run on June 11 vs. Chicago (AL), a two-run blast in the ninth inning off of Liam Hendriks...according to the Elias Sports Bureau, he became the first Tiger to hit his first career homer as a game-tying shot in the ninth inning or later since Casper Wells on Sept. 2, 2010 at Minnesota...the last major leaguer to do so was Houston's Preston Tucker on May 21, 2015 at Detroit...hit a go-ahead, two-run single in the 10th inning on June 20 at Los Angeles (AL)...also had a go-ahead hit in extra innings on Aug. 22 at Toronto with an 11th-inning double...was on the IL from July 7 to Aug. 19 with a right toe sprain...reached base in all four plate appearances on Sept. 21 vs. Chicago (AL), recording his first career three-hit game and drawing a walk...broke a 2-2 tie with a solo home run to lead off the ninth inning in the season finale on Oct. 3 at Chicago (AL).

2020—Split the season between the Tigers and their Alternate Training Site...was recalled and made his Major League debut on Sept. 9 against Milwaukee...recorded his first hit and RBI on Sept. 11 at Chicago (AL), a two-run single in the sixth inning...his father, Mike Cameron, recorded his first hit in the same ballpark, playing for the White Sox on Aug. 30, 1995 vs. Detroit...started his pro career 1-for-27, but finished batting .333/.355/.467 with hits in seven of his final nine games...entered the game on Sept. 18 vs. Cleveland as a pinch hitter in the ninth inning and knocked a triple for his first career extra-base hit...had a pair of hits on Sept. 19 vs. Cleveland, including a go-ahead single in the eighth inning...it marked the first multi-hit contest and game-winning RBI of his career...ranked as the No. 7 prospect in the Tigers organization by *Baseball America*.

2019—Appeared in 120 games with Toledo...tied for fourth in the International League with six triples and tied for eighth with 62 walks...finished a triple shy of the cycle and had a season-high four hits, including a double and a home run, and four runs scored on June 26 at Louisville...posted a 10-game hitting streak from Aug. 11-22, hitting .262/.367/.643 with two doubles, one triple, four home runs and eight RBI...Rated as the No. 5 prospect in the Tigers system by *Baseball America*.

2018—Appeared at three different levels, combining to play in 126 games...named to the Florida State League Midseason All-Star team and was selected as an Organization All-Star by MiLB.com...ranked second among Tigers minor leaguers with 24 stolen bases and fifth with 61 RBI...began the year with Single-A Lakeland and hit safely in 19 of 21 games in April...belted a pair of home runs on May 23 vs. Palm Beach...had a 12-game hitting streak from May 12-27...went 4-for-4 with a triple on June 12 vs. Jupiter...also had four hits, including three doubles and four RBI on Aug. 8 vs. Portland...was promoted to Double-A Erie on June 18 and hit .375/.444/.646 with 10 runs scored and 10 RBI in 10 June games for the SeaWolves...promoted to Toledo on Aug. 17, his first promotion to Triple-A...played in four games with the Mud Hens in the International League playoffs, batting .500/.600/.750 with four runs scored, one double, one triple and three RBI...hit .342/.435/.468 with 17 runs scored, three doubles, two triples, one home run and five RBI in 20 games with the Mesa Solar Sox in the Arizona Fall League...selected to play in the AFL Rising Stars Game and was named to the AFL All-Prospect Team...ranked as the No. 6 prospect in the Tigers organization, the No. 7 prospect in the Eastern League and the No. 16 prospect in the Florida State League by *Baseball America*.

2017—Spent most of the season in the Astros organization before being acquired by the Tigers on Aug. 31 with three players for Justin Verlander...finished the season tied for fourth in the Mid-

west League with 29 doubles, while he was fifth with 74 RBI and 51 extra-base hits and tied for fifth with 80 runs scored...hit a pair of home runs on April 9 at Wisconsin...drove in a career-high seven runs and went 3-for-5 with a triple and a home run on April 28 at Clinton...hit over .300 in both July and August with Single-A Quad Cities, batting .309/.374/.532 with 17 run scored, six doubles, three triples, three home runs and 21 RBI in 25 games in July and .377/.460/.566 with 23 runs scored, nine doubles, one triple, three home runs and 19 RBI in 28 August contests...was ranked as the No. 14 prospect in the Astros organization and the No. 20 prospect in the Midwest League by *Baseball America*.

2016—Limited to 40 games after missing most of the season due to an injury...finished a double shy of the cycle on June 27 at Lowell, going 4-for-5 with three RBI...was sidelined from July 31 through Sept. 30 with a left index finger fracture...ranked as the No. 5 prospect in the Astros system, the No. 74 prospect overall and the No. 19 prospect in the New York-Penn League by *Baseball America*.

2015—Combined to play in 51 games between the GCL Astros and Single-A Greenville in his first professional season...ranked as the No. 4 prospect in the Gulf Coast League and the No. 5 prospect in the Appalachian League by *Baseball America*.

PERSONAL/MISCELLANEOUS

Dazmon Jaroid Cameron...attended Eagle's Landing Christian Academy (GA)...is the son of Mike Cameron, a veteran of 17 seasons, a three-time Gold Glove winner and a 2001 American League All-Star.

LIFETIME PLAYING RECORD

Year	Club	AVG.	G	AB	R	H	2B	3B	HR	RBI	SH	SF	HP	BB	SO	SB	CS	OBP	SLG	E
2015	GCL Astros	.222	21	72	14	16	2	0	0	6	1	2	3	9	18	13	4	.326	.250	0
	Greenville	.272	30	103	20	28	2	3	0	11	3	1	1	16	31	11	6	.372	.350	1
2016	Tri-City	.278	19	79	13	22	3	1	2	14	1	0	3	6	26	8	2	.352	.418	0
	Quad Cities	.143	21	77	5	11	2	2	0	6	1	1	0	8	33	4	3	.221	.221	3
2017	Quad Cities	.271	120	446	79	121	29	8	14	73	1	7	12	45	108	32	12	.349	.466	5
	West Michigan	.250	3	8	1	2	0	0	0	1	0	0	0	3	4	0	1	.455	.250	0
2018	Lakeland	.259	58	216	35	56	9	3	3	20	0	1	4	25	69	10	4	.346	.370	3
	Erie	.285	53	200	32	57	12	5	5	35	0	0	1	25	53	12	5	.367	.470	1
	Toledo	.211	15	57	8	12	4	1	0	6	1	1	1	2	15	2	2	.246	.316	0
2019	Toledo	.214	120	448	68	96	22	6	13	43	0	2	16	62	152	17	8	.330	.377	3
2020	DETROIT	.193	17	57	4	11	2	1	0	3	0	0	0	2	19	1	0	.220	.263	1
2021	Lakeland	.000	3	10	1	0	0	0	0	0	0	0	0	4	4	1	0	.286	.000	0
	Toledo	.296	39	162	33	48	11	2	6	23	0	1	3	15	39	7	3	.365	.500	1
	DETROIT	.194	35	103	16	20	5	0	4	13	0	0	2	10	38	6	0	.278	.359	0
2022	Toledo	.240	98	383	56	92	24	2	10	50	0	5	5	37	123	19	4	.312	.392	3
	DETROIT	.219	21	64	6	14	3	1	1	8	0	0	1	5	20	2	0	.286	.344	0
2023	Norfolk	.268	110	385	62	103	23	0	16	67	1	9	8	43	95	23	6	.346	.452	1
Major League Totals		.201	73	224	26	45	10	2	5	24	0	0	3	17	77	9	0	.266	.330	1
Minor League Totals		.251	710	2646	427	664	143	33	69	355	9	30	57	300	770	159	60	.337	.408	22

CAREER TRANSACTIONS

2015 — Selected by the Houston Astros organization in the Competitive Balance Round A (37th selection overall) of the First-Year Player Draft. **2017** — Traded to the Detroit Tigers with minor league pitcher Franklin Pérez and minor league catcher Jake Rogers for pitcher Justin Verlander, a player to be named later (outfielder Juan Ramirez on October 13) and cash considerations, August 31. **2021** — On the injured list, July 5 to August 18; included rehabilitation assignment to Toledo, August 11 to 18. **2022** — On the Covid injured list, June 9 to 25; included rehabilitation assignment to Toledo, June 23 to 25. Claimed off waivers by the Baltimore Orioles, November 9. **2023** — Elected free agency, November 6; signed by the Oakland Athletics to a minor league contract, November 21.

CAMERON'S CAREER HIGHS

Hits: 3, September 21, 2021 vs. Chicago (AL)

Home Runs: 1 (five times), last: June 2, 2022 vs. Minnesota

Runs Batted In: 2 (six times), last: June 8, 2022 at Pittsburgh

Stolen Bases: 1 (nine times), last: May 31, 2022

Hitting Streak: 6, June 15 to 24, 2021

Hitless Streak (At Bats): 16, June 27 to July 4, 2021

Game Ending RBI: None

Grand Slams: None

Pinch-Hit Home Runs: None

Inside-The-Park Home Runs: None

Lead Off Home Runs: None

**RIGHT-HANDED PITCHER****Height/Weight:** 5-11 / 155**Bats/Throws:** Right / Right**Birthdate:** August 26, 1999**Opening Day Age:** 24**Birthplace/Resides:** Cartagena, Colombia / Cartagena, Colombia**Major League Service:** None**Obtained:** Signed to a minor league contract, December 4, 2023**Contract Status:** First year of a one-year contract through 2024[Updated Stats](#)**NON-ROSTER INVITEE****CAREER HIGHLIGHTS**

Was originally signed by the Chicago (NL) organization as a non-drafted free agent on July 18, 2016 and spent nearly eight seasons in the Cubs farm system before his release in late August of 2023...spent the final month of 2023 with the Reds before signing a minor league deal with the A's on Dec. 4, 2023...is 10-12 with 16 saves and a 3.90 ERA in 106 career appearances as a minor leaguer...did not pitch in 2019 due to a back injury and 2020 because of the pandemic...pitched for Mesa in the Arizona Fall League in 2021.

2023 HIGHLIGHTS

- Pitched for three different teams in two organizations and was a combined 1-2 with a career-high eight saves, a 7.59 ERA and .785 opponents OPS in 30 relief appearances.
- Began the season on the Cubs development list, was sent to Double-A Tennessee on May 22 and moved up to Triple-A Iowa on July 27...was released on Aug. 25, signed a minor league deal with the Reds on Sept. 5 and spent the remainder of the season at Double-A Chattanooga.
- Struck out 39 batters in 32.0 innings (10.97 per nine innings) but also walked 23 (6.47 per nine innings).
- His ERA was the highest of his career...also had career highs in earned runs (27) and hit batters (5) and matched his high in runs (30).
- Allowed a .258 opponents batting average, which broke down to .212 (11-for-52) with a .719 OPS against left-handed hitters compared to .294 (20-for-68) against right-handers...yielded two of his three home runs to lefties.
- Opponents hit .302 with all three of his home runs with the bases empty, .224 with runners on.
- Converted 8-of-9 (88.9%) save opportunities and allowed just 1-of-10 (10.0%) inherited runners to score...first batters faced were 7-for-24 (.292) with five walks and a hit by pitch (.433 on-base percentage).
- Compiled a 2.57 ERA in the ninth inning, an 11.50 ERA in all other innings.
- Had a 16.39 ERA with 14 walks, 11 strikeouts and two of his three home runs in eight appearances on no days rest...logged a 3.97 ERA, nine walks and 28 strikeouts in his other 22 appearances.
- Held the opposition to a .121 batting average with two strikes.
- Tossed at least one inning in 25 of his 30 appearances.
- Went 2-1 with a save and a 4.26 ERA in 17 relief appearances with Hermosillo in the Mexican Pacific Winter League following the season.
- **DAY-BY-DAY:** Started the season on the development list and was assigned to Tennessee on May 22...was charged with the blown save in his first save chance on May 31 against Chattanooga but converted each of his final eight opportunities...struck out a season-high three batters June 6 at Rocket City (also July 1 at Chattanooga and July 7 vs. Birmingham)...issued a season-high four walks June 11 at Rocket City (also Aug. 3 vs. Toledo)...tossed a season-high 2.0 scoreless innings for the win on June 18 at Birmingham (also tossed 2.0 innings on July 4 against Birmingham and Aug. 18 against Louisville...had a 5.59 ERA over his first 10 appearances through June 24...then did not allow a run in seven of eight outings from June 29 to

July 25 (1.04 ERA) and converted all five of his save opportunities...was 1-1 with all eight of his saves, a 3.44 ERA and .172 opponents batting average in 18 appearances with the Smokies when he was promoted to Triple-A Iowa on July 27...made his 100th career appearance on Aug. 18 against Louisville (2.0 ip, 1 h, 1 r, 1 er, 2 bb, 2 so)...matched his career highs in runs (6) and hits (6) in 1.0 inning of work on Aug. 24 at Indianapolis...allowed his only inherited runner to score that day after stranding each of his first nine...had a 15.63 ERA in six appearances in the month of August and was 0-0 with a 14.00 ERA in eight appearances overall with Iowa when he was released on Aug. 25...was signed by the Reds to a minor league contract on Sept. 5 and compiled an 11.57 ERA in four relief appearances with Chattanooga.

CAREER

2022—Reached the Triple-A level for the first time, splitting the season between Double-A Tennessee and Triple-A Iowa...went a combined 3-4 with a 3.65 ERA, seven saves and 64 strikeouts in 38 games out of the bullpen...began the season with Tennessee, posting a 2.93 ERA before his promotion to Iowa on Aug. 6...led the Smokies with seven saves in 26 games out of the bullpen with the club...did not allow an earned run in 10 straight outings from May 11-June 21, spanning 17.2 innings...concluded the season with Iowa, going 2-1 with a 5.40 ERA in 12 games in relief...played for Hermosillo in the Mexican Winter League following the season, posting a 2-1 record with a 1.35 ERA and one save in 13 relief appearances.

2021—Went 4-2 and posted a career-low 1.95 ERA in 26 combined games in relief for Single-A Myrtle Beach and High-A South Bend...with Myrtle Beach, held opponents to a .133 average against, including a .100 mark vs. left-handed batters...allowed one run or fewer in all 26 out of his outings, holding the opponent scoreless in 17...eight of his final nine outings with Myrtle Beach were scoreless, going 3-0 with a 0.60 ERA during the run...posted a 10.13 ERA in three relief appearances with Mesa in the Arizona Fall League.

2020—Did not pitch as the minor league season was cancelled due to the pandemic.

2019—Missed the entire season due to a right back sprain.

2018—Appeared in two games with the AZL Cubs 2, tossing 2.0 scoreless innings with three strikeouts.

2017—Made his professional debut in 2017, making 10 appearances (eight starts) combined between the DSL Cubs 2 and the AZL Cubs...went 2-4 with a 3.32 ERA, posting a 2.16 ERA as a reliever, compared to a 3.62 ERA in eight starts.

PERSONAL/MISCELLANEOUS

Danis Daniel Correa (Ávila) was originally signed by Cubs scouts Manny Esquivia, Hector Ortega & Louie Eljaua.

LIFETIME PITCHING RECORD

Year	Club	W	L	ERA	G	GS	CG	SHO	SV	IP	H	R	ER	HR	HB	BB	IBB	SO	WP	BK	
2017	DSL Cubs 2	2	3	3.62	8	8	0	0	0	32.1	28	25	13	0	4	14	0	17	3	0	
	AZL Cubs	0	1	2.16	2	0	0	0	0	8.1	9	5	2	0	0	3	0	6	0	0	
2018	AZK Cubs	0	0	0.00	2	0	0	0	0	2.0	0	0	0	0	0	1	0	3	0	0	
2019	(Injured — Did not pitch)																				
2020	(Minor League Season Cancelled — Did Not Pitch)																				
2021	Myrtle Beach	3	0	1.73	18	0	0	0	1	26.0	12	5	5	0	3	12	0	44	4	0	
	South Bend	1	2	2.45	8	0	0	0	0	11.0	9	4	3	0	1	6	0	16	2	0	
2022	Tennessee	1	3	2.93	26	0	0	0	7	40.0	27	18	13	2	1	22	1	40	4	0	
	Iowa	2	1	5.40	12	0	0	0	0	16.2	17	12	10	3	0	10	1	24	9	0	
2023	Tennessee	1	1	3.44	18	0	0	0	8	18.1	11	9	7	1	1	9	0	26	5	0	
	Chattanooga	0	1	11.57	4	0	0	0	0	4.2	9	6	6	0	0	1	0	4	1	0	
	Iowa	0	0	14.00	8	0	0	0	0	9.0	11	15	14	2	4	13	0	9	1	0	
Minor League Career		10	12	3.90	106	8	0	0	16	168.1	133	99	73	8	14	91	2	189	29	0	

CAREER TRANSACTIONS

2016 — Signed by the Chicago Cubs as a non-drafted free agent, July 18. **2023** — Released, August 25; signed by the Cincinnati Reds to a minor league contract, September 5. Elected free agency, November 6; signed by the Oakland Athletics to a minor league contract, December 4.



INFIELDER

Height/Weight: 6-1 / 195

Bats/Throws: Right / Right

Birthdate: August 1, 1990

Opening Day Age: 33

Birthplace/Resides: Santa Clara, Cuba / West Palm Beach, Florida

Major League Service: 7 years, 100 days

Obtained: Signed as a free agent, December 13, 2022

Contract Status: Second year of a two-year contract through 2024

[Updated Stats](#)

CAREER HIGHLIGHTS

Is a .261 career hitter with 78 home runs, 293 RBI and a .743 OPS in 691 games in eight seasons in the majors with St. Louis (2016-17), Toronto (2018), Houston (2019-22) and Oakland (2023)... played in 320 games over his first three seasons with the Cardinals and Blue Jays, batting .275 with 42 home runs and 140 RBI, but played in just 262 games in four seasons with the Astros, hitting .255 with 32 home runs and 129 RBI...hit .229 in 109 games with the A's last year...has played every position except pitcher, catcher and center field in his career...has appeared in 341 games at shortstop, 144 at third base, 83 at second base, 64 in left field, 56 at first base and two in right field in addition to 22 games at designated hitter...played in 32 postseason games for Houston from 2019-22...was named to the National League All-Star team in 2016 as a rookie with St. Louis...played for Villa Clara in Cuba's Serie Nacional from 2008-12.

2023 HIGHLIGHTS

- Batted .229 with four home runs and 24 RBI in 109 games in his eighth season in the majors, his first with the A's...it was just the third time he played in 100 or more games, the first since 2018 with Toronto (130).
- The batting average was a career low, as was his on-base percentage (.280), slugging percentage (.337) and OPS (.616)...struck out a career-high 66 times and grounded into a career-high 14 double plays.
- Started games at six different positions (31 at shortstop, 28 at third base, nine in left field, eight at second base, five at designated hitter and two at first base)...it was the third consecutive season he started games at at least six different positions.
- Was 9-for-22 (.409) with two doubles, a home run, three RBI and two walks as a pinch hitter... ranked second among Major League pinch hitters in hits, tied for third in doubles and tied for fourth in extra base hits (3)...the pinch hits tied for sixth most by an Athletic in the designated hitter era and were the most since Billy McMillon had 10 in 2003...has a .403 (25-for-62) career average in the pinch with three doubles, three home runs and seven RBI.
- Hit .206 with a .542 OPS over his first 78 games through Aug. 1...then batted .293 with an .830 OPS over his final 31 contests.
- Batted .234 (29-for-124) with two home runs, 11 RBI and a .640 OPS against left-handed pitchers, .225 (43-for-191) with two home runs, 13 RBI and a .601 OPS against right-handers.
- Hit .229 with all four of his home runs at home, .228 on the road.
- Had a .225 average with the bases empty, .234 with runners on base.
- Started games at every spot in the order except leadoff...had 19 starts batting fifth, 16 in the six spot and 15 in the seven spot.
- Committed two errors in 40 games at shortstop (.978 fielding percentage), two in 40 games at third base (.973) and one in 13 games in left field (.909).
- Averaged 3.43 pitches per plate appearance, which was sixth lowest in the majors among batters with 300 or more plate appearances.
- **DAY-BY-DAY:** Made his seventh straight Opening Day roster and went 2-for-3 with a walk as the A's O.D. starter at shortstop on March 30 against Los Angeles (AL)...it was his fifth career O.D. start (four at shortstop, one at designated hitter)...had a 0-for-17 streak from April 1-7 and a 0-for-20 skid from April 16-22...hit .134 in 24 games in April, which was the lowest single-month batting average of his career (previous: .156 in Sept. 2021)...it was the lowest

April batting average by an Athletic since Ben Grieve hit .132 in 1999...had a .397 OPS, which was second lowest in April in Oakland history (.388 by Elvis Andrus in 2021)...now has a .235 career average in April, which is his lowest for any month of the season...then batted .268 in May and has a .289 career average in the month, which is his best for any month...was placed on the injured list May 2 retroactive to April 30 with a strained left hamstring...did not have a rehab assignment and was reinstated from the IL on May 14...went 10-for-31 (.323) over his first 10 games following his return but then had a 0-for-17 streak from May 28-June 4...went 3-for-4 on June 10 at Milwaukee, his only three-hit game of the season...hit safely in a season-high seven consecutive games from June 14-22 (7-for-21, .333)...hit his third career pinch hit home run on June 18 against Philadelphia...had a 0-for-17 streak from June 22-29...had his fourth career two-homer game Aug. 19 against Baltimore...struck out four times in a game for the first time in his career on Aug. 23 against Kansas City...hit .293 in 16 games in August, which was his best single-month batting average of 2023...then batted .273 in September.

CAREER

2022—Batted .243 with 12 home runs, 38 RBI and a .690 OPS in 92 games in his seventh season in the majors, his fourth with the Astros...started games at six different positions, including all four infield positions (18 at second base, 16 at shortstop, eight at third base, five at first base), left field (22) and designated hitter (7)...also appeared in one game in right field...batted .267 with a .767 OPS against left-handed pitchers compared to .233 with a .658 OPS against right-handers...his average improved to .288 with runners in scoring position...was 2-for-3 (.667) with the bases loaded and both of the hits were grand slams...hit 11 of his 12 home runs at night and nine came at home...six came with runners on base and five put the Astros ahead...had a .163 batting average in interleague play...was 3-for-9 (.333) as a pinch hitter...started games at every spot in the order except first, eighth and ninth...made 25 starts batting seventh and 21 hitting sixth...committed three errors, including two as a shortstop (.966 fielding percentage) and one in left field (.974)...was on an Opening Day roster for the sixth time in his career (2017-22) but did not play in the opener...made each of his first six starts at six different positions (first base, third base, second base, designated hitter, left field and shortstop)...according to the Elias Sports Bureau, he became the only player to start at six different positions over his first six starts of a season in the Modern Era (since 1900)...played in the 500th game of his career on April 25 at Texas...went 12-for-35 (.343) with a home run and seven RBI over his first 11 games in May...hit his first grand slam of the season and the third of his career on May 8 against Detroit...the four RBI matched his career high...hit safely in a season-high seven consecutive games from July 5 to 12...was 11-for-28 (.393) with seven runs, four doubles, three home runs, six RBI and three walks over that stretch...had an extra base hit in each of the first five games of the streak...had back-to-back three-hit games on July 29 and 30 against Seattle and homered in each game...hit two home runs on the 29th for the third two-homer game of his career...also singled off Matt Brash in the fifth inning on the 29th for his 500th career hit...had his best month of the season in July, batting .311 with a 1.027 OPS, six of his 12 home runs and 11 RBI in 21 games...started August by going 11-for-36 (.306) with seven RBI over his first 10 games...connected for his second grand slam of the season and the fourth of his career on Aug. 9 against Texas...it was his second four-RBI game of the season and the seventh of his career...was hitting .252 with 10 home runs and 32 RBI in 78 games when he was placed on the injured list Aug. 17 with a strained left groin...was assigned to Sugar Land on a rehab assignment on Sept. 8 and went 2-for-12 (.167) with a home run and RBI in three games before he was reinstated on Sept. 13...was 6-for-18 (.333) with two home runs and six RBI in his first five games following his return but then went 4-for-33 (.121) over his final nine regular season contests...was 1-for-22 (.045) with a double in eight postseason games for Houston...made five starts (three in left field, two at designated hitter)...his lone hit came in the ALDS against Seattle when he went 1-for-7 in three games...was 0-for-7 in two games against New York in the ALCS and 0-for-8 with four strikeouts in three World Series games against Philadelphia...started Games 2 and 4 of the Fall Classic in left field.

2021—Hit .259 with 19 doubles, eight home runs, 45 RBI and a .721 OPS in 84 games...made 70 starts, appearing at seven different positions: third base (28 games), left field (11), first base (10), second base (9), shortstop (7), DH (4) and right field (1)...made his fifth career Opening Day roster, but did not start...snapped a streak of starting in four consecutive Opening Days (2017-

20)...missed 41 games due to a fractured left hand from June 8-July 26...went 1-for-6 (.167) with a walk in eight postseason games.

2020—Missed half of the regular season due to a right groin strain, ultimately posting a .737 OPS in 17 games...played 10 games at second base, three at third base, two at first base and one in left field...made his fourth-career Opening Day roster...went 1-for-2 with a run scored in a start at designated hitter on Opening Day on July 24 vs. Seattle...suffered a right groin strain that day and was on the injured list from July 25-Aug. 28...went 6-for-17 (.353) with three runs, one home run, two RBI and one walk in eight postseason games...started four postseason games: ALDS Game 3 vs. Oakland and Games 1, 3, and 5 of the ALCS against Tampa Bay...recorded his first career postseason hit in Game 3 of the ALDS against Oakland, a two-run home run off Jesus Luzardo.

2019—Was limited to a career-low 57 games due to two stints on the IL in his first season with Houston...posted an .823 OPS, his highest since his 2016 rookie season...made 55 starts with the Astros, all over the diamond...started 18 games at first base, 16 at second base, 15 at third base, three in left field, two at shortstop and one at designated hitter...started at shortstop on Opening Day on March 28 at Tampa Bay...hit his second-career grand slam on May 11 vs. Texas...served two IL stints: May 27-July 22 (left hamstring strain) and Aug. 18-27 (illness)...tied his career-high for RBI on April 7 against Oakland, going 2-for-4 with four RBI...started 12 games at second base in May following Jose Altuve's placement on the IL...hit .395 with three doubles, three homers, 11 RBI and a 1.027 OPS in those games...on Aug. 10 at Baltimore, he tied the franchise record for hits by a player who did not start a game (3), last accomplished by Tony Kemp on Aug. 7, 2016 vs. Texas...made two strong defensive plays at first base to preserve Justin Verlander's no-hitter on Sept. 1 at Toronto...was originally slated to start at third base but moved to first base when Yuli Gurriel was scratched from the lineup...prior to 2019, had never appeared at first base in a Major League game...had 10 plate appearances in the postseason, all as a pinch-hitter...was one of five Cubans to play for the Astros in 2019, joining Yordan Alvarez, Yuli Gurriel, Rogelio Armenteros and Cionel Pérez...Houston was the first team to play five Cubans in the same season since the 1969 Reds used Mike de la Hoz, Camilo Pascual, Tony Perez, Pedro Ramos and Chico Ruiz.

2018—Set career-highs in games (130) and home runs (18) in his first season with the Blue Jays...following the All-Star Break, batted .290 with 15 doubles, 10 homers and 32 RBI...made his second-career Opening Day roster...was on the injured list from May 7 to 31 with a sprained left ankle...drove in his 100th career run on a walkoff hit on June 7 against Baltimore, a 10th-inning single...it was his second-career walkoff hit...hit his 17th homer of the season on Sept. 5 against Tampa Bay, driving in Kendry Morales and Lourdes Gurriel Jr....it marked the sixth time in ML history that a player homered to score three Cuban-born players...tied a career-high with three doubles on Sept. 8 against Cleveland, matching his season-high with four hits...set a new career-high in home runs with his 18th shot of the season on Sept. 17 at Baltimore...was traded to the Astros on Nov. 16 in exchange for RHP Trent Thornton.

2017—Played in 79 games with St. Louis over two stints in the Majors during his sophomore season in the big leagues...led the Cardinals with 19 infield hits...went 5-for-8 (.625) with a double and a homer as a pinch-hitter...made his first Opening Day roster...notched his first-career multi-homer game on April 8 vs. Cincinnati, going 3-for-5 with two homers...posted a career-long eight-game hitting streak from May 20-29...traded to Toronto for outfielder J.B. Woodman on Dec. 1.

2016—Was an All-Star in his rookie season, hitting .300 with 28 doubles, 17 home runs, 65 RBI and an .879 OPS...was the first Cardinals rookie All-Star since Albert Pujols in 2001...finished fifth in the National League Rookie of the Year voting...ranked among the top-five NL rookies in runs (2nd, 71), RBI (3rd), doubles (t-3rd), extra-base hits (t-3rd, 48), hits (5th) and walks (5th, 41)...became the first rookie in Major League Baseball's modern era (since 1900) to post a batting average of .500-or-better over his first 50 at-bats...hit .500 (26-for-52) over his first 52 at-bats in the Majors...batted a ML-leading .423 (30-for-71) in his first month in the Majors...had the fourth-highest batting average by a rookie in April in ML history, and the highest since Showboat Fisher posted a .462 average for St. Louis in 1930...joined Albert Pujols (2001) as the only Cardinals rookies to record at least 30 hits in April of a season...did not make the Opening Day roster...was recalled on April 4 after an injury to Tommy Pham...joined the team for the second game of the

season...made his Major League debut on April 5 against Pittsburgh and singled in his first at-bat off Jonathon Niese...recorded a hit in seven consecutive plate appearances from April 22-24 at San Diego, which included a 5-for-5 performance on the 23rd...became the first Cardinals rookie with a five-hit game since Wally Moon on May 12, 1954 (5-for-6)...on July 1 against Milwaukee, recorded 11 assists, the most by a Cardinals rookie in a single game since Stu Martin tallied 11 at second base on June 6, 1936 against New York...it marked the most by any rookie, regardless of club, since Delino DeShields notched 11 at second base on Aug. 12, 1998 vs. New York (NL)...faced Will Harris and struck out in his lone at-bat in the All-Star Game...was on the injured list from Aug. 1 to Sept. 10 with a fractured right thumb...hit his first-career grand slam on Sept. 27 against Cincinnati.

2015—Was an MiLB.com Organization All-Star after combining to hit .278 with 13 home runs and 52 RBI in 116 games with Double-A Springfield and Triple-A Memphis...following the season, hit .315 with eight doubles, four home runs and 14 RBI in 20 games with Surprise in the Arizona Fall League.

2014—Was a non-roster invitee at Cardinals Major League Spring Training before advancing to Double-A during the season...batted a combined .273 with five home runs and 24 RBI in 47 games with Single-A Palm Beach and Double-A Springfield in his minor league debut.

2013—Played in just one game for Culiacan in the Mexican Pacific Winter League following his defection from Cuba...went 0-for-3.

2012—Had his best season for Villa Clara in his final season in Cuba, hitting .315 with 12 home runs, 49 RBI and a .904 OPS in 76 games...was successful in 11-of-13 (84.6%) stolen base attempts.

2011—Batted .294 with seven home runs and 45 RBI in 85 games for Villa Clara...added 58 walks for a .437 on-base percentage.

2010—Returned to Villa Clara for the third consecutive season and batted .282 with three home runs and 32 RBI in 74 games...reached the Serie Nacional Finals for the second consecutive season and lost to La Habana, four games to three.

2009—Hit .341 in 73 games for Villa Clara, his best average in his five seasons in Serie Nacional...added five home runs and 39 RBI for an .885 OPS...helped his club to the finals where they lost to La Habana, four games to one.

2008—Made his professional debut with Villa Clara in Cuba at the age of 17 and batted .281 with no extra base hits and no RBI in 34 games.

PERSONAL/MISCELLANEOUS

Aledmys Díaz...he and his wife, Dayara, have one son, Nathan...played five seasons for Los Naranjas de Villa Clara in Cuba's Serie Nacional (2008-12)...started his professional career when he was 17 years old...also played for Cuba internationally, including the 2010 World University Championship Games in Tokyo...defected from Cuba in 2012 while playing with the Cuban National Team in a tournament in the Netherlands...was not immediately eligible to sign, instead spending his 2013 season playing in the Mexican League...once he became eligible, signed as a free agent with St. Louis on March 11, 2014...despite growing up in Cuba, he is fluent in English...learned the language in the 18 months after his defection thanks in large part to watching the Ellen DeGeneres Show on a daily basis.

LIFETIME PLAYING RECORD

Year	Club	AVG.	G	AB	R	H	2B	3B	HR	RBI	SH	SF	HP	BB	SO	SB	CS	OBP	SLG	E
2008	Villa Clara (Cuba)	.281	34	32	9	9	0	0	0	0	1	0	1	0	5	0	1	.303	.281	4
2009	Villa Clara (Cuba)	.341	73	276	51	94	20	2	5	39	5	2	5	25	31	0	5	.403	.482	24
2010	Villa Clara (Cuba)	.282	74	262	41	74	8	2	3	32	4	1	7	20	28	2	5	.348	.363	18
2011	Villa Clara (Cuba)	.294	85	282	44	83	16	1	7	45	3	1	14	58	23	1	2	.437	.433	9
2012	Villa Clara (Cuba)	.315	76	270	48	85	10	2	12	49	1	1	5	36	25	11	2	.404	.500	10
2014	Palm Beach	.227	13	44	5	10	2	0	2	6	0	1	2	7	10	1	0	.352	.409	0
	Springfield	.291	34	117	15	34	8	1	3	18	3	1	2	2	24	6	2	.311	.453	4
2015	Springfield	.264	102	375	47	99	25	2	10	46	1	0	4	29	62	6	5	.324	.421	15
	Memphis	.380	14	50	12	19	3	0	3	6	0	1	1	6	5	0	1	.448	.620	2
2016	Palm Beach	.167	2	6	0	1	0	0	0	0	0	0	0	2	0	0	0	.375	.167	0
	ST. LOUIS	.300	111	404	71	121	28	3	17	65	2	6	7	41	60	4	4	.369	.510	16
2017	ST. LOUIS	.259	79	286	31	74	17	0	7	20	1	1	0	13	42	4	1	.290	.392	6
	Memphis	.253	46	170	19	43	9	1	4	26	0	3	4	10	30	3	3	.305	.388	4
2018	TORONTO	.263	130	422	55	111	26	0	18	55	0	4	3	23	62	3	4	.303	.453	9
	New Hampshire	.400	3	10	3	4	3	0	0	0	0	0	0	0	0	0	0	.400	.700	0
2019	HOUSTON	.271	69	210	36	57	12	1	9	40	0	6	5	26	28	2	0	.356	.467	3
	Corpus Christi	.000	2	5	0	0	0	0	0	0	0	0	1	2	4	0	0	.375	.000	0
	Round Rock	.125	4	16	2	2	0	0	0	0	0	0	0	1	3	0	0	.176	.125	1
2020	HOUSTON	.241	17	58	8	14	5	0	3	6	0	0	0	1	12	0	0	.254	.483	0
2021	HOUSTON	.259	84	294	28	76	19	0	8	45	0	9	16	62	0	1	1	.317	.405	3
	GCL Astros	.400	2	5	1	2	1	0	0	2	0	0	0	1	1	0	0	.500	.600	0
	Corpus Christi	.154	4	13	1	2	0	0	0	0	0	0	0	4	3	0	0	.353	.154	1
2022	HOUSTON	.243	92	305	35	74	13	0	12	38	0	2	2	18	53	1	1	.287	.403	3
	Sugar Land	.167	3	12	1	2	0	0	1	1	0	0	0	1	1	0	0	.231	.417	0
2023	OAKLAND	.229	109	315	25	72	20	1	4	24	1	4	7	17	66	1	0	.280	.337	5
	Major League Totals	.261	691	2294	289	599	140	5	78	293	4	23	33	155	385	15	11	.314	.429	45
	Minor League Totals	.265	229	823	106	218	51	4	23	105	4	6	14	65	143	16	11	.327	.420	27
	Cuba Totals	.308	342	1122	193	345	54	7	27	165	14	5	32	139	112	14	15	.398	.440	65

CAREER TRANSACTIONS

2014 — Signed by the St. Louis Cardinals to a Major League contract, March 9. **2016** — On the disabled list, August 1 to September 10; included rehabilitation assignments to GCL Cardinals, September 1, Palm Beach, September 2 to 6, and Springfield, September 7 to 10. **2017** — Traded to the Toronto Blue Jays for minor league outfielder J.B. Woodman, December 1. **2018** — On the disabled list, May 7 to 31; included rehabilitation assignment to New Hampshire, May 29 to 31. Traded to the Houston Astros for minor league pitcher Trent Thornton, November 16. **2019** — On the injured list, May 27 to July 21; included rehabilitation assignments to Round Rock, July 15 to 18, and Corpus Christi, July 19 to 21. On the injured list, August 17 to 26; included rehabilitation assignment to Round Rock, August 24 to 26. **2020** — On the injured list, July 25 to August 28. **2021** — On the injured list, June 6 to July 25; included rehabilitation assignments to the GCL Astros, July 15 to 19, and Corpus Christi, July 20 to 25. **2022** — On the injured list, August 17 to September 12; included rehabilitation assignment to Round Rock, September 8 to 12. Elected free agency, November 6; signed by the Oakland Athletics, December 13. **2023** — On the injured list, April 30 to May 13.

DIVISION SERIES RECORD

Year	Club/Opp.	AVG.	G	AB	R	H	2B	3B	HR	RBI	SH	SF	HP	BB	SO	SB	CS	OBP	SLG	E
2019	HOU vs. TB	.000	2	3	0	0	0	0	0	0	0	0	0	2	0	0	0	.000	.000	0
2020	HOU vs. OAK	.200	2	5	1	1	0	0	1	2	0	0	0	2	0	0	0	.200	.800	0
2021	HOU vs. CWS	.000	1	1	0	0	0	0	0	0	0	0	0	0	0	0	0	.000	.000	0
2022	HOU vs. SEA	.143	3	7	0	1	1	0	0	0	0	0	1	0	1	0	0	.250	.286	0
Totals		.125	8	16	1	2	1	0	1	2	0	0	1	0	5	0	0	.176	.375	0

LEAGUE CHAMPIONSHIP SERIES RECORD

Year	Club/Opp.	AVG.	G	AB	R	H	2B	3B	HR	RBI	SH	SF	HP	BB	SO	SB	CS	OBP	SLG	E
2019	HOU vs. NYY	.000	5	4	0	0	0	0	0	0	0	0	0	1	0	0	0	.200	.000	0
2020	HOU vs. TB	.417	6	12	2	5	0	0	0	0	0	0	0	1	3	0	0	.462	.417	0
2021	HOU vs. BOS	.000	3	2	0	0	0	0	0	0	0	0	0	2	0	0	0	.000	.000	0
2022	HOU vs. NYY	.000	2	7	0	0	0	0	0	0	0	0	0	1	0	0	0	.000	.000	0
Totals		.200	16	25	2	5	0	0	0	0	0	0	0	2	6	0	0	.259	.200	0

WORLD SERIES RECORD

Year	Club/Opp.	AVG.	G	AB	R	H	2B	3B	HR	RBI	SH	SF	HP	BB	SO	SB	CS	OBP	SLG	E	
2019	HOU vs. WSH	.000	1	2	0	0	0	0	0	0	0	0	0	0	0	0	0	0	.000	.000	0
2021	HOU vs ATL	.333	4	3	0	1	0	0	0	0	0	0	0	1	1	0	0	.500	.333	0	
2022	HOU vs. PHI	.000	3	8	0	0	0	0	0	0	0	0	0	0	4	0	0	.000	.000	0	
Totals		.077	8	13	0	1	0	0	0	0	0	0	0	1	5	0	0	.143	.077	0	

ALL-STAR GAME RECORD

Year	Club/Site	AVG.	G	AB	R	H	2B	3B	HR	RBI	SH	SF	HP	BB	SO	SB	CS	OBP	SLG	E
2016	NL/S.D.	.000	1	1	0	0	0	0	0	0	0	0	0	0	1	0	0	.000	.000	0

DIAZ' CAREER BESTS

Hits: 5, April 23, 2016 at San Diego

Home Runs: 2 (four times), last: August 19, 2023 vs. Baltimore

Runs Batted In: 4 (seven times), last: August 9, 2022 vs. Texas

Stolen Bases: 2, April 2, 2017 vs. Chicago (NL)

Hitting Streak: 8 (twice), last: August 7 to 16, 2021

Hitless Streak (At Bats): 23, August 25 to September 6, 2021

Game Ending RBI: 3, July 20, 2018 vs. Baltimore (single); June 7, 2018 vs. Baltimore (single); July 21, 2016 vs. San Diego (single)


Grand Slams: 4, August 9, 2022 vs. Texas (Martin Perez); May 8, 2022 vs. Detroit (Drew Hutchison); May 11, 2019 vs. Texas (Kyle Dowdy);

September 27, 2016 vs. Cincinnati (Robert Stephenson)

Pinch-Hit Home Runs: 3, June 18, 2023 vs. Philadelphia (Matt Strahm); April 22, 2017 at Milwaukee (Carlos Torres); April 8, 2016 at Atlanta (Eric O'Flaherty)

Inside-The-Park Home Runs: None

Lead Off Home Runs: None



INFIELDER

Height/Weight: 5-9 / 190

Bats/Throws: Right / Right

Birthdate: August 13, 2000

Opening Day Age: 23

Birthplace/Resides: Montería, Colombia / Montería, Colombia

Major League Service: 146 days

Obtained: Signed as a non-drafted free agent, August 13, 2016

Contract Status: First year of a one-year contract through 2024

[Updated Stats](#)

CAREER HIGHLIGHTS

Was signed by the A's as a non-drafted free agent out of Colombia on Aug. 13, 2016 and is a .227 hitter with 10 home runs and 28 RBI in 105 games in two seasons with the A's...is a .292 hitter with 48 home runs and 262 RBI in 416 games in six seasons in the minors...has played in 237 games at third base, 68 at first base, 13 at second base, six in left field and one at catcher in the minors...tied for fifth among all minor leaguers with 160 hits in 2022...was named to the High-A Central Postseason All-Star team in 2021...played for Colombia in the Olympic Trials in 2021 and the World Baseball Classic in 2023...is the third person born in Colombia to play for the A's along with Orlando Cabrera (2009) and Lou Castro (1902)...was rated as the A's ninth-best prospect by MiLB.com following the 2022 season.

2023 HIGHLIGHTS

- Played in 90 games over two stints with the A's after appearing in 15 games as a rookie in 2022 and batted .221 with 10 home runs and 27 RBI in 90 games.
- Is the sixth player in Oakland history to reach double figures in home runs in his age 22 season or younger (Jose Canseco and Eric Chavez twice, Reggie Jackson, Ben Grieve, Claudell Washington)...is the first since Eric Chavez had 26 at the age of 22 in 2000.
- Hit .224 (36-for-161) with a .663 OPS against right-handed pitchers, .216 (24-for-111) with a .599 OPS against left-handers.
- Eight of his 10 home runs were solo shots....five came with two strikes.
- Six of his 10 home runs came in the seventh inning or later...batted .205 with a .559 OPS over innings 1-6, .256 with a .819 OPS after that.
- Started games at four different positions, including 37 at third base, 23 at second base, 15 at designated hitter and five at first base...committed six errors in 38 games overall at third base (.918 fielding percentage) and two in seven games at first base (.946)...his -11 defensive runs saved as a third baseman tied for the fewest in the majors (JD Davis).
- Made starts at every spot in the order except leadoff...had his most starts batting sixth (24), fifth (15) and seventh (14)...hit .250 with five of his 10 home runs in 14 games batting seventh.
- Was 2-for-8 with a home run and two RBI as a pinch hitter...also homered in his only at bat as a pinch hitter in the minors.
- Hit .308 with six home runs, 31 RBI and an .858 OPS in 38 games with Triple-A Las Vegas.
- Batted .333 (12-for-36) with three home runs and a 1.094 OPS against left-handed pitchers, .300 (36-for-120) with three home runs and a .786 OPS against right-handers.
- Hit .356 with four of his six home runs and 22 of his 31 RBI at home, .246 on the road.
- Was 11-for-20 (.555) with two doubles, two home runs and nine RBI when putting the first pitch in play.
- Started 22 games at third base, nine at second base and six at designated hitters...made 10 errors at third base (.714 fielding percentage), which was fifth most among Pacific Coast League third baseman...also committed three errors as a second baseman (.875).
- Made 19 of his 37 starts batting third.
- **DAY-BY-DAY:** Played for Colombia in the World Baseball Classic during the spring and went 0-for-10 with a walk in four games...was assigned to Triple-A Las Vegas to start the season and was batting .244 with a home run and seven RBI in 11 games when the A's called for

the first time on April 19...hit safely in each of his first four games (4-for-11, .364), including April 21 at Texas when he belted his first career home run, a pinch hit go-ahead solo shot in the ninth inning off Will Smith to lift the A's to a 5-4 win...went 5-for-27 (.217) over his next 10 games before connecting for his first career three-homer game May 9 at New York (AL)...also had career highs in runs (3), hits (3) and RBI (4)...it was the 17th three-homer game in Oakland history and the 29th in Athletics history...it was the first since Khris Davis on May 17, 2016...became the third rookie in Athletics history to record a three-homer game (Cochrane, McGwire)...at the age of 22 years and 269 days, was the second youngest Athletic with a three-homer game to Cochrane (22 years, 45 days on May 21, 1925)...it came in his 30th career game and he is the eighth AL, NL or FL player since 1901 with a three-homer game within his first 30 career games...Cochrane was the first (game 28) and Seby Savala was the most recent (July 31, 2021 in game 18)...then went 3-for-27 (.111) over his next nine contests and was batting .217 with four home runs and eight RBI in 24 games overall when he was optioned to Las Vegas on May 22...hit .321 with five home runs and 23 RBI in 26 games with the Aviators during his second stint from May 24 to June 28...had a pair of three-error games on May 30 against El Paso and June 14 against Reno...had four straight multiple hit games from June 14-18 (10-for-19, .526)...was recalled by Oakland on June 30 and spent the remainder of the season with the A's, batting .222 with six home runs and 19 RBI in 66 games...matched his career high with three hits and three runs on July 5 at Detroit...had his best month in July when he batted .300 with two home runs and seven RBI in 19 games...had a career-high tying five-game hitting streak from Aug. 7-12 (6-for-19, .316) but then went 2-for-32 over his next 11 games from Aug. 13-27...had the third and fourth three-hit games of his career on Aug. 29 at Seattle and Sept. 1 vs. Los Angeles (AL)...had a career-high 0-for-17 streak from Sept. 10-18...committed an error in three straight games from Sept. 20-23, including two on the 20th at Seattle...finished September with a .167 batting average and one walk in 21 games.

CAREER

2022—Made his Double-A, Triple-A and Major League debuts in 2022...was recalled by Oakland on Sept. 18 and started 14 of the A's final 16 games...batted .265 with three doubles, one RBI and a .621 OPS in 15 games...hit .273 with a .627 OPS against right-handed pitchers, .250 against left-handers...batted .294 with the bases empty, .200 with runners on base...was 8-for-12 (.667) with two of his three doubles when putting the first pitch in play...started 11 games at second base, two at designated hitter and one at first base...committed two errors, both as a second baseman (.956 fielding percentage)...started games in every spot in the batting order except first and ninth...began the year at Double-A Midland and hit .319 with 15 home runs and 58 RBI in 94 games before he was promoted to Triple-A Las Vegas on Aug. 17...batted .348 with four home runs and 25 RBI in 26 games with the Aviators...combined to hit .326 with 34 doubles, one triple, 19 home runs, 83 RBI and a .881 OPS in 120 minor league games overall...tied for fifth among all minor leaguers in hits (160) and ranked 10th among full season minor leaguers in batting average...grounded into 18 doubles plays, which tied for third most...ranked third in the Texas League in batting, fifth in slugging (.507), seventh in OPS (.868) and tied for seventh in doubles (29)...led the A's farm system in batting, slugging (.515), OPS, hits (160) and doubles (34), tied for the lead in total bases (253), ranked second in RBI and extra base hits (54), third in games played (120), tied for fourth in home runs, tied for fifth in runs (67) and eighth in on-base percentage (.366)...had career highs in every category except triples, stolen bases and on-base percentage...hit .331 with a .966 OPS against left-handed pitchers, .324 with an .853 OPS against right-handers...slugged 14 of his 19 home runs on the road...batted .324 with runners in scoring position...of his 83 RBI, 21 gave his team the lead...combined to hit .287 with 42 RBI in 65 games in April, May and June...then batted .367 with 41 RBI in 55 games in July, August and September...had a .315 batting average and .829 OPS over innings 1-6, a .351 average and 1.002 OPS from the seventh inning on...had eight home runs and 20 RBI in 17 games against Amarillo, seven home runs and 38 RBI in 77 games against all other Double-A teams...started 59 games at designated hitter, 44 at first base, nine at third base, three at second base and two in left field...committed five errors as a first baseman (.985 fielding percentage), five as a third baseman (.750) and one as a left fielder...hit in every spot in the order except leadoff and had his most action with 57 games batting fourth...was rated as the A's ninth-best prospect by MiLB.com following the season...began the season at Midland and went 1-for-5 with a walk in his Double-A debut on April 8 at Amarillo...reached base safely in 23 consecutive games from the second game of a April 16 doubleheader

through May 15...hit .337 with a .390 on-base percentage during the streak...finished April with a .238 batting average in 16 games but that would be his only month under .299...went 4-for-5 with three runs, a double, two home runs and six RBI on May 7 at Amarillo...the RBI were a minor league career high and it was his second career two-homer game (Aug. 6, 2021 at Lake County)...also matched his best in runs and hits...was named Texas League Player of the Week for the week of May 30-June 5 after going 11-for-27 (.407) with four runs, two doubles, three home runs and seven RBI in six games...batted .309 with 12 doubles, five home runs, 21 RBI and a .952 OPS in 25 games in May...ranked second in the TL in doubles and extra base hits (17) in May and ninth in slugging (.596)...then hit .299 with six doubles, six home runs and 15 RBI in 24 games in June...tied for second in the TL in hits in June (29) and tied for fifth in extra base hits (12)...had an 11-game hitting streak from June 1 to 14...went 20-for-48 (.417) with four home runs, nine RBI, six multiple hit games and no walks during the streak...had his first career three-walk game June 24 vs. Tulsa...reached base safely in 20 consecutive games from July 1 to Aug. 4...hit .356 with a .404 on-base percentage during the streak...had a season-high 13-game hitting streak from July 1 to 15...went 22-for-55 (.400) with nine runs, eight RBI and seven multiple hit games during the streak...went 4-for-5 with three runs scored July 6 at Corpus Christi, equaling his career best in hits and runs...would go on to have three more four-hit games (July 22 vs. Amarillo, Aug. 7 at Arkansas and Aug. 27 vs. Sugar Land)...finished July with a .366 batting average, which tied for fifth best in the TL...hit safely in each of his final eight games with Midland from Aug. 6 to 16 (17-for-37, .459)...was promoted to Las Vegas on Aug. 17 and went 0-for-4 in his Triple-A debut that day at Sacramento...then hit safely in each of his next eight games from Aug. 19 to 27 (17-for-38, .447)...combined with the RockHounds and Aviators to bat .387 in 22 games in August, which was the seventh best batting average among all minor leaguers...was hitting .339 with three home runs and 14 RBI in 14 games with Las Vegas in the month of September when he was recalled by Oakland on Sept. 18...made his Major League debut that day at Houston and went 1-for-3 in a start at first base...singled off Phil Maton in the seventh inning for his first big league hit...had his first of three two-hit games on Sept. 21 vs. Seattle...had back-to-back multiple hit games on Sept. 24 and 25 against New York (NL)...went 8-for-20 (.400) over his first seven games through Sept. 25 and was 5-for-29 (.172) over his final eight contests...drove in his first run on Oct. 1 at Seattle with a first inning RBI single.

2021—Spent the entire season with High-A Lansing and batted .288 with 13 home runs and 56 RBI in 90 games...was named to the High-A Central Postseason All-Star team after ranking fourth in the league in batting and slugging...also tied for seventh in doubles (24), ranked eighth in OPS, tied for ninth in extra base hits (38) and 10th in hits (96) and total bases (161)...tied for second in the A's farm system in doubles, ranked fourth in batting, slugging and extra base hits, tied for sixth in total bases, eighth in RBI and tied for ninth in hits and home runs...batted .294 with an .829 OPS against right-handed pitchers compared to .265 with a .786 OPS against left-handers...hit .344 with runners in scoring position...batted .235 with five home runs, 21 RBI and a .698 OPS over his first 34 games through June 26...then hit .323 with eight home runs, 35 RBI and a .900 OPS over his final 56 contests...had a .296 batting average with all 13 of his home runs and 50 of his 56 RBI at night...hit .336 with six of his 13 home runs with two outs...started 49 games at third base, 22 at first base, 12 at designated hitter and four in left field...committed 12 errors as a third baseman (.875 fielding percentage) and five as a first baseman (.968)...hit in every spot in the order except sixth, seventh and eighth...had 41 games batting fifth and 34 hitting fourth...hit safely in a season-high seven consecutive games from May 18-26...went 10-for-29 (.345) with four home runs and nine RBI during the streak...homed in three consecutive games at Fort Wayne, May 18-20...was batting .243 with five home runs and 16 RBI in 17 games when he was placed on the temporary inactive list to play for Colombia in the Olympic trials...went 1-for-10 in three games...returned to Lansing on June 6...hit .382 over a 20-game stretch from June 27 to July 20...batted .326 with three home runs, 19 RBI, 12 walks and a .407 on-base percentage in 27 games in July...connected for his first career two-homer game Aug. 6 at Lake County...a 17-for-39 (.436) surge from Aug. 12 to 22 lifted his overall batting average to a season-high .296...was placed on the injured list Sept. 2 retroactive to Aug. 28 with a strained right quadriceps...was reinstated on Sept. 14 and went 4-for-10 (.400) with two home runs and four RBI over his final three games.

2020—Did not play following the cancellation of the minor league season due to the pandemic...played for Colombia in the Caribbean Series and went 3-for-11 (.273) with two RBI in four games.

2019—Played for Short-Season Vermont in the New York-Penn League and hit .264 with nine home runs and 47 RBI in 70 games...tied for the NYPL lead in RBI, ranked third in extra base hits (27) and total bases (119), fourth in hits (73), tied for fourth in doubles (17) and tied for fifth in home runs...was named to the NYPL Midseason All-Star team...hit .273 with a .765 OPS against right-handed pitchers compared to .235 with a .643 OPS against left-handers...batted .313 with runners in scoring position...appeared exclusively at third base on defense where he made 61 starts...committed 15 errors for a .899 fielding percentage...batted third 36 times, fourth 32 times and fifth twice...had a season-best eight-game hitting streak from June 22-30...went 11-for-34 (.324) with a home run and nine RBI during the streak...hit .308 in 16 games in June...had his first career four-hit game July 4 at Connecticut...went 1-for-2 for the Red squad in the NYPL All-Star Game on Aug. 21...played for Colombia in the Caribbean Series and was 7-for-19 (.367) with three doubles and four RBI in five games.

2018—Hit .277 with a home run and 25 RBI in 48 games for the A's affiliate in the Arizona Rookie League...added 19 walks and six hit by pitches for a career-best .371 on-base percentage...batted .317 against left-handed pitchers and .313 at home...had a .407 batting average and .448 on-base percentage when leading off an inning...started 39 games at third base where he committed 10 errors for a .886 fielding percentage...also made four starts at designated hitter and appeared in one game each at first base and second base...went 11-for-30 (.367) in the month of June...connected for his first career home run July 22 at Padres2 and drove in four runs.

2017—Made his professional debut with the A's affiliate in the Dominican Summer League, had an eight-game stay with the A's Arizona Rookie League club from June 21 to July 10 and then returned to the Dominican...combined for a .244 batting average, no home runs and 20 RBI in 50 games overall...hit .364 with an .810 OPS against left-handed pitchers, .200 with a .475 OPS against right-handers...started 45 games at third base and one at catcher...made his pro debut on June 3 against the DSL Dodgers and went 1-for-4...collected his first RBI on June 9 at the DSL Marlins when he went 3-for-6 with four RBI.

PERSONAL/MISCELLANEOUS

Jordan David Diaz (Sandoval) was originally signed by A's scout Jose Quintero.

LIFETIME PLAYING RECORD

Year	Club	AVG.	G	AB	R	H	2B	3B	HR	RBI	SH	SF	HP	BB	SO	SB	CS	OBP	SLG	E
2017	AZL A's	.185	8	27	2	5	0	0	0	2	0	1	0	0	4	1	0	.179	.185	4
	DSL A's	.255	42	137	14	35	7	0	0	18	0	3	3	6	22	2	0	.295	.307	11
2018	AZL A's	.277	48	159	23	44	11	2	1	25	0	2	6	19	22	0	2	.371	.390	10
2019	Vermont	.264	70	277	31	73	17	1	9	47	0	4	1	18	46	2	2	.307	.430	15
2020	(Minor League Season Cancelled — Did Not Play)																			
2021	Lansing	.288	90	333	46	96	24	1	13	56	0	5	2	25	58	2	3	.337	.483	17
2022	Midland	.319	94	379	48	121	26	0	15	58	0	2	4	22	61	0	0	.361	.507	8
	Las Vegas	.348	26	112	19	39	8	1	4	25	0	1	1	6	15	0	0	.383	.545	3
2023	OAKLAND	.265	15	49	3	13	3	0	0	1	0	0	0	2	7	0	0	.294	.327	2
	Las Vegas	.308	38	156	18	48	13	0	6	31	0	1	1	10	30	0	1	.351	.506	13
	OAKLAND	.221	90	272	20	60	9	0	10	27	0	1	3	17	69	0	1	.273	.364	8
Major League Totals		.227	105	321	23	73	12	0	10	28	0	1	3	19	76	0	1	.276	.358	10
Minor League Totals		.292	416	1580	201	461	106	5	48	262	0	19	18	106	258	7	8	.340	.456	81

CAREER TRANSACTIONS

2018 — Signed by the Oakland Athletics organization as a non-drafted free agent, August 13.

WORLD BASEBALL CLASSIC RECORD

Year	Club	AVG.	G	AB	R	H	2B	3B	HR	RBI	SH	SF	HP	BB	SO	SB	CS	OBP	SLG	E
2023	Colombia	.000	4	10	1	0	0	0	0	0	0	0	0	1	3	0	0	.091	.000	0

DIAZ' CAREER BESTS

Hits: 3 (four times), last: September 1, 2023 vs. Los Angeles (AL)

Home Runs: 3, May 9, 2023 at New York (AL)

Runs Batted In: 4, May 9, 2023 at New York (AL)

Stolen Bases: None

Hitting Streak: 5 (twice), last: August 7 to 12, 2023

Hitless Streak (At Bats): 17, September 10 to 18, 2023

Game Ending RBI: None

Grand Slams: None

Pinch-Hit Home Runs: 1, April 21, 2023 at Texas

Inside-The-Park Home Runs: None

Lead Off Home Runs: None

**RIGHT-HANDED PITCHER****Height/Weight:** 6-5 / 225**Bats/Throws:** Right / Right**Birthdate:** January 30, 1999**Opening Day Age:** 25**Birthplace/Resides:** Seattle, Washington / Bellevue, Washington**Major League Service:** None**Obtained:** Selected in the 5th round of the 2020 First-Year Player Draft**Contract Status:** First year of a one-year contract through 2024 [Updated Stats](#)**NON-ROSTER INVITEE****CAREER HIGHLIGHTS**

Was the A's fifth round selection in the 2020 First-Year Player Draft and is 6-14 with six saves and a 5.28 ERA in 55 games, including 22 starts, in three professional seasons...has 187 strikeouts in 165.1 innings (10.18 per nine innings) but has walked 95 (5.17 per nine innings)...pitched exclusively in relief in 2023 after making 22 starts and nine relief appearances over his first two professional seasons...pitched for Mesa in the Arizona Fall League following the 2023 season.

2023 HIGHLIGHTS

- Pitched for three different teams in the A's farm system and combined for a 2-0 record, five saves and a 2.04 ERA in a career-high 24 appearances, all in relief...it was the first time in his career he pitched exclusively in relief.
- Struck out 57 batters in 39.2 innings, an average of 12.93 per nine innings...walked 19 for a strikeout-to-walk ratio of 3.0.
- Held the opposition to a .193 batting average, which broke down to .182 (12-for-66) against left-handed hitters compared to .203 (15-for-74) against right-handers.
- Opponents hit .273 with runners in scoring position.
- Converted 5-of-6 (83.3%) save opportunities.
- First batters faced were 5-for-20 (.250) with two walks and two hit batters (.375 on-base percentage)...allowed 8-of-12 (66.7%) inherited runners to score.
- Allowed all six of his inherited runners to score in 12 appearances on the road.
- Had a 0.63 ERA in 17 night games, a 4.09 ERA in seven day games.
- Did not allow a run in the ninth inning (6.2 ip).
- Held the five, six and seven hitters in the order to a .042 batting average.
- Tossed at least one inning in 23 of his 24 appearances.
- Pitched for Mesa in the Arizona Fall League following the season and had no decisions and a 2.79 ERA in 10 relief appearances...struck out 19 batters in 9.2 innings but walked seven.
- **DAY-BY-DAY:** Began the season on the injured list with a radial nerve injury in his right forearm...was sent to the A's affiliate in the Arizona Complex League for a rehab assignment on June 6 and made three relief appearances (3.1 ip, 3 h, 2 r, 2 er, 4 bb, 8 so, 5.40 ERA) before he was reinstated from the IL and sent to High-A Lansing on June 16...did not allow a run over his first nine games with the Lugnuts (16.1 ip, 8 h, 7 bb, 21 so)...struck out a season-high four batters on June 23 at Wisconsin, his first of five games with four strikeouts...did not allow a run in six games in July (11.1 ip, 6 h, 5 bb, 16 so)...allowed four runs in 6.1 innings over his first four appearances in August but then did not allow an earned run over his next five outings from Aug. 16-31 (9.0 ip, 6 h, 2 r, 4 bb, 12 so)...had four saves and a 1.44 ERA in 14 relief appearances with the Lugnuts when he was promoted to Double-A Midland on Aug. 20...finished the season by going 2-0 with a save and a 2.38 ERA in six games with the RockHounds...was credited with his first win of the season in his RockHounds debut on Aug. 23 against Frisco (2.0 ip, 2 bb, 4 so)...tossed a season-high 3.0 scoreless innings on Aug. 31 at Amarillo (2 h, 2 so)...yielded three runs in three games in September (4.2 ip) and allowed all five of his inherited runners to score...was charged with his lone blown save of the season in his final appearance on Sept. 14 at Wichita.

CAREER

2022—Began the season at High-A Lansing and was 3-8 with a 6.62 ERA in 17 games, including 12 starts, when he was transferred to Single-A Stockton on July 25...went 0-3 with a save and a 5.79 ERA in six games, three starts, with the Ports...combined for a 3-11 record, one save, a 6.38 ERA and .906 opponents OPS in 23 games, including 15 starts, overall...had career highs in all counting categories as well as ERA, opponents batting average (.301), on-base percentage (.400) and OPS...struck out 105 batters in 97.1 innings (9.71 per nine innings) but also walked 62 (5.73 per nine innings) and had 17 wild pitches...his opponents batting average broke down to .270 with a .776 OPS against right-handed hitters compared to .335 with a 1.051 OPS against left-handed hitters...surrendered 11 of his 16 home runs to lefties...yielded a .309 average with runners in scoring position...was 2-10 with a 7.92 ERA and .985 opponents OPS in 15 starts and 1-1 with a 3.48 ERA and .739 OPS in eight relief appearances...stranded all four of his inherited runners in his eight relief appearances and first batters faced were 0-for-6 with two walks...tossed at least 3.0 innings in all eight of his relief appearances...compiled an 11.66 ERA and 1.209 OPS in the first inning...tossed a career-high 6.0 innings in the second game of an April 23 doubleheader against Fort Wayne...struck out a career-high seven batters in 5.0 innings on April 30 at Lake County...it was his first of four seven-strikeout games in 2022...tossed 5.0 scoreless innings of one-hit ball for his second win of the season on May 11 against Dayton...it was one of two scoreless outings, with the second coming two starts later on May 22 at Great Lakes (4.1 ip)...was 1-1 with a 3.92 ERA in five games in May...it was his only month with an ERA under 5.00...had a 2.57 ERA over a three-game stretch from Aug. 5 to 19...that included his first professional save on Aug. 12 at San Jose when he tossed 5.0 innings of relief in the Ports 4-1 victory (4 h, 1 r, 1 er, 2 bb, 7 so)...logged a career-high 94 pitches in a 9-2 loss at Fresno on Aug. 25.

2021—Pitched in just eight games in his first professional season due to a nearly three-month stint on the injured list with a sprained right elbow...went 1-3 with a 6.26 ERA and .857 opponents OPS in seven games, including six starts, with High-A Lansing...also made one rehab start with the A's affiliate in the Arizona Complex League and was 1-3 with a 6.04 ERA in eight games, seven starts, overall...allowed a .259 opponents batting average, including .207 (12-for-58) against left-handed hitters compared to .320 (16-for-50) against right-handers...yielded a .216 average with the bases empty, .353 with runners on...opponents hit .333 with runners in scoring position...surrendered 15 of his 20 runs in the third inning for an 18.00 ERA...had a 2.11 ERA in all other innings...held opponents to a .083 batting average with two strikes while pitching for Lansing...pitched on at least six days of rest in each of his appearances...tossed at least 3.0 innings in each of his seven appearances with Lansing...made his professional debut with a start and no decision in a 5-2 Lugnuts win against Lake County on May 9 (4.1 ip, 2 h, 1 r, 1 er, 1 bb, 5 so)...notched his first professional win in his next start on May 16 at Dayton when he tossed 5.0 scoreless innings in a 3-1 victory (2 h, 1 bb, 4 so)...was placed on the injured list June 26 with a sprained right elbow...was sent to the A's affiliate in the Arizona Complex League on Sept. 11 for a rehab assignment and made one start against the Cubs that day (1.0 ip, 1 h, 1 bb)...that would be his final outing of the season.

2020—Did not pitch as the minor league season was cancelled due to the pandemic.

PERSONAL/MISCELLANEOUS

Steven Patrick Emanuels, Jr. was originally signed by A's scout James Coffman...was a Collegiate Baseball Third Team All-American in 2020 after going 3-1 with a 0.79 ERA in four starts for the University of Washington.

LIFETIME PITCHING RECORD

Year	Club	W	L	ERA	G	GS	CG	SHO	SV	IP	H	R	ER	HR	HB	BB	IBB	SO	WP	BK
2020																				
2021	ACL Athletics	0	0	0.00	1	1	0	0	0	1.0	1	0	0	0	0	1	0	0	1	0
	Lansing	1	3	6.26	7	6	0	0	0	27.1	27	20	19	6	2	13	0	25	6	1
2022	Stockton	0	3	5.79	6	3	0	0	1	28.0	30	20	18	5	1	17	0	32	4	1
	Lansing	3	8	6.62	17	12	0	0	0	69.1	90	57	51	11	5	45	0	73	13	0
2023	ACL Athletics	0	0	5.40	3	0	0	0	0	3.1	3	2	2	0	0	4	0	8	2	0
	Lansing	0	0	1.44	15	0	0	0	4	25.0	16	4	4	2	2	10	0	33	5	0
	Midland	2	0	2.38	6	0	0	0	1	11.1	8	5	3	1	1	5	0	16	2	0
Minor League Totals		6	14	5.28	55	22	0	0	6	165.1	175	108	97	25	11	95	0	187	33	2

CAREER TRANSACTIONS

2020 — Selected by the Oakland Athletics in the fifth round of the First-Year Player Draft.

**RIGHT-HANDED PITCHER****Height/Weight:** 6-2 / 214**Bats/Throws:** Left / Right**Birthdate:** May 1, 1995**Opening Day Age:** 28**Birthplace/Resides:** San Jose, California / Phoenix, Arizona**Major League Service:** 136 days**Obtained:** Acquired from the Milwaukee Brewers for cash considerations, May 17, 2023**Contract Status:** First year of a one-year contract through 2024
[@LucasErceg17](https://twitter.com/LucasErceg17)
[instagram lucas.erceg](https://www.instagram.com/lucas.erceg)
[Updated Stats](#)
CAREER HIGHLIGHTS

Made his Major League debut with Oakland in 2023 as a pitcher in his eighth professional season, the first five of which were spent as a third baseman...went 4-4 with a 4.75 ERA in 50 relief appearances with the A's...has just 84 appearances as a pitcher in three seasons in the minors and is 8-11 with a 5.07 ERA...has 130 strikeouts in 124.1 innings (9.41 per nine innings) but has walked 82 (5.94 per nine innings)...batted .256 with 55 home runs and 249 RBI in 503 games in five seasons as a hitter...first started pitching at the beginning of the 2021 season but did not give up his hitting duties until July of 2021...played for Salt River in the Arizona Fall League in 2017...was rated as the ninth-best prospect in the Brewers organization by *Baseball America* following the 2016 season, sixth-best after 2017 and eighth-best after 2018.

2023 HIGHLIGHTS

- Was acquired from the Milwaukee Brewers organization on May 17 for cash considerations and went 4-4 with a 4.75 ERA and .726 opponents OPS in a team-leading 50 games with the A's in his Major League debut.
- His 50 games pitched were the fewest by an A's team-leader in a full season since Steve Ontiveros had 46 in 1986.
- Surrendered just one home run in 55.0 innings and his average of 0.16 home runs per nine innings was the lowest in the majors among relievers...it was fifth lowest in Oakland history and was the lowest since 1972 when Bob Locker allowed one home run in 78.0 innings of relief (0.12) and Darold Knowles had one in 65.2 innings (0.14).
- Struck out 68 batters, an average of 11.13 per nine innings.
- Allowed a .245 opponents batting average, but issued 36 walks (5.89 per nine innings) for a .371 on-base percentage...tied for seventh among Major League relievers in most walks.
- Posted a 2.25 ERA and .583 OPS over his first 16 games through June 27, an 11.94 ERA and 1.041 OPS over his next 19 games, and a 0.51 ERA and .468 OPS over his final 15 contests beginning Aug. 24.
- His opponents batting average broke down to .230 (17-for-74) with a .732 OPS against left-handed hitters compared to .254 (34-for-134) with a .723 OPS against right-handers...issued 16 of his 36 walks to lefties.
- Allowed 3-of-25 (12.0%) inherited runners to score, which was the fifth lowest percentage in the majors among relievers with 25 or more inherited runners...it was sixth lowest by an A's reliever since at least 1974.
- First batters faced were 8-for-41 (.195) with seven walks and two hit by pitches (.340 on-base percentage).
- Logged a 3.81 ERA and .638 opponents OPS in 22 home games, a 5.59 ERA and .802 OPS in 28 road games...stranded all 15 of his inherited runners on the road.
- Compiled a 3.44 ERA and stranded all 15 of his inherited runners at night...had a 7.36 ERA in 17 day games.
- Had an 8.52 ERA in 22 games on zero or one day of rest, a 0.43 ERA in 17 appearances on two days rest and a 5.79 ERA with three days rest or more.
- Compiled a 1.35 ERA and stranded all six of his inherited runners in 13 appearances against American League West competition...posted a 6.38 ERA in 17 interleague games but did not allow any of his nine inherited runners to score.

- Went 3-1 with a 6.46 ERA and .792 opponents OPS in 13 relief appearances with Triple-A Nashville.
- Struck out 16 in 15.1 innings but also walked 10.
- Allowed a .250 opponents batting average, which broke down to .225 (9-for-40) with all three of his home runs and a .761 OPS against right-handed hitters compared to .313 (5-for-16) against left-handers.
- Yielded a .385 batting average with the bases empty, .209 with runners on.
- Allowed 3-of-9 (33.3%) inherited runners to score and first batters faced were 0-for-9 with four walks (.308 on-base percentage).
- **DAY-BY-DAY:** Began the season at Nashville and did not allow a run over his first six games (9.2 ip)...then allowed 15 runs (11 earned) over his final seven contests (17.47 ERA)...surrendered a minor league career-high seven runs on four hits and two walks without retiring a batter on May 10 against Gwinnett...was traded to the A's for cash considerations on May 17 and spent the remainder of the season with Oakland...made his Major League debut in the eighth inning on May 19 at Houston (1.0 ip, 2 h, 1 r, 1 er, 1 bb, 1 so)...struck out the first batter he faced, Corey Julks...fanned at least one batter in each of his first 12 games through June 17, which is the longest career-opening streak by a reliever in Athletics history (previous: 11, Bob Lacey, May 13-June 1, 1977)...had 17 strikeouts in 15.2 innings over that span...earned his first ML win May 29 against Atlanta when he tossed a career-high 3.0 innings and retired all nine batters he faced in the A's 7-2 win...also struck out a career-high four, his first of four four-strikeout games...compiled a 1.29 ERA in five games in May...allowed four runs over his first two games in June but then had a nine-game streak from June 7-27 where he did not allow an earned run (1 r in 10.2 ip)...stranded each of his first 12 inherited runners over his first 16 games through June 27...allowed 3-of-7 to score over his next seven games through July 19 and then stranded each of his final six...yielded a career-high five runs without retiring a batter June 29 against New York (AL)...that began a four-game stretch through July 8 where he allowed 11 runs and 12 hits in 4.1 innings (20.77 ERA)...tossed a career-high 52 pitches in 2.0 innings July 8 at Boston...compiled a 7.84 ERA in nine games in July and then had a 7.50 ERA in 13 appearances in August...allowed a career-high six hits in addition to four runs in an inning of relief on Aug. 3 at Los Angeles (NL)...did not allow a home run over his first 31 games, 34.1 innings and 165 batters faced...then surrendered his only home run on Aug. 12 at Washington, a walk-off home run by Keibert Ruiz to lead off the bottom of the ninth...logged a career-high 9.0-inning scoreless streak from Aug. 24 to Sept. 8 to start a season-ending stretch where he did not allow a run in 14 of his final 15 appearances...posted a 0.51 ERA and .138 opponents batting average over that stretch but walked 11 batters in 17.2 innings...walked a career-high three batters Sept. 9 at Texas and Sept. 28 at Minnesota...compiled a 0.71 ERA in 11 relief appearances in September.

CAREER

2022—Spent the first two months of the season at Double-A Biloxi and was 1-3 with a save and a 6.55 ERA in 16 games when he was promoted to Triple-A Nashville on June 7...went 2-1 with a save and a 3.43 ERA with the Sounds...combined with both clubs for a 3-4 record, two saves, a 4.55 ERA and .775 opponents OPS in 49 games, including four starts...struck out 69 batters in 61.1 innings (10.13 per nine innings) but also walked 31 (5.43 per nine innings)...had a .266 opponents batting average, which broke down to .203 with a .630 OPS against right-handed hitters and .343 with a 1.068 OPS against left-handers...surrendered all six of his home runs to lefties on the road...did not allow a home run in 33.1 innings in his home ballparks...allowed 2-of-10 (20.0%) inherited runners to score...first batters faced were 13-for-38 (.342) with seven walks (.444 on-base percentage)...did not yield a run in the first (4.0 ip), third (0.1 ip), fifth (2.1 ip) or sixth innings (8.0 ip)...tossed at least one inning in 41 of his 49 appearances, including two or more 11 times...logged exactly 2.0 innings in each of his four starts...was credited with the first save of his career in his second appearance on April 12 against Mississippi...allowed two runs on three hits in 2.0 innings in a 6-4 win...did not allow a run in 11 of his 12 appearances from May 17 to June 26 (16.1 ip, 9 h, 1 r, 1 er, 9 bb, 18 so, 0.55 ERA)...began that stretch with a 12.0-inning scoreless streak from May 17 to June 15...was promoted to Nashville on June 7 and made his Triple-A debut two days later against Norfolk (1.0 ip, 1 h, 1 bb, 3 so)...compiled a 1.64 ERA and retired seven of eight first batters faced in nine games, including one start, in June...did not allow run over a seven-game span from July 27 to Aug. 21 (9.0 ip)...that began a season-ending stretch

where he posted a 1.21 ERA and .167 opponents batting average over his final 18 appearances... matched his minor league career high with six strikeout in a season-high 3.0 scoreless and hitless innings against Gwinnett on Aug. 13...logged a 0.73 ERA and .119 opponents batting average in eight games in August...made one postseason appearance for the Sounds on Oct. 1 against Durham (1.0 ip, 4 h, 2 r, 2 er, 1 so).

2021—Spent the entire season at Single-A Biloxi and began his conversion to pitcher...pitched and continued as a position player through July 2 but from July 3 on, he worked exclusively as a pitcher...batted .223 with three home runs and 12 RBI in 50 games and was 2-6 with a 5.29 ERA in 22 games, including 13 starts, on the mound...held opponents to a .218 batting average but issued 35 walks in 47.2 innings for a .362 on-base percentage...his opponents batting average broke down to .200 with a .581 OPS against left-handed hitters, .232 with a .832 OPS and all five of his home runs against right-handers...allowed a .192 batting average with runners in scoring position...was 2-2 with a 5.17 ERA in his 13 starts, 0-0 with a 5.79 ERA in nine relief appearances... as a position player, he started 21 games at designated hitter, three at third base and two at first base...committed one error, and that came as a pitcher...began the season with two starts at designated hitter and one at first base before making his professional debut as a pitcher on May 7 at Birmingham (1.0 ip, 1 h, 2 bb, 1 so)...compiled a 2.45 ERA in six games in June...went 0-for-4 on July 2 at Pensacola in a start at designated hitter...those were his final at bats as a professional... was used exclusively as a starting pitcher the rest of the way and went 2-4 with a 5.40 ERA in 11 starts...had a minor league career-high six strikeouts in 2.2 innings on Aug. 8 against Pensacola... tossed a minor league career-high 5.0 innings in starts and wins on Aug. 20 at Pensacola and Aug. 26 against Rocket City...the wins were the first two victories of his professional career... logged a 2.08 ERA in five starts in August.

2020—Played for the Sugar Land Lightning Sloths of the Independent Constellation Energy League after the minor league season was cancelled due to the pandemic...batted .180 with seven RBI in 28 games in his final season as a full-time hitter.

2019—Hit .218 with a career-high tying 15 home runs and 52 RBI in 116 games with Triple-A San Antonio...added a career-high 44 walks for a .305 on-base percentage...batted .242 with a .811 OPS against left-handed pitchers, .211 with a .666 OPS against right-handers...started 76 games at third base, 17 at first base and four at designated hitter...made 12 of his 13 errors as a third baseman for a .943 fielding percentage...was also 2-for-10 with a double, two walks and three RBI as a pinch hitter...had the only two-homer game of his career on April 9 against Memphis.

2018—Spent the entire season at Double-A Biloxi where he batted .248 with 13 home runs and 51 RBI in 123 games...appeared exclusively at third base on defense where he made 116 starts... committed 23 errors for a .924 fielding percentage...batted .314 with seven home runs and 16 RBI in 28 games in July...was rated as the eighth-best prospect in the Brewers organization by *Baseball America* following the season.

2017—Was named to the Carolina League Postseason All-Star team after leading the league in RBI (81) and ranking among the leaders in total bases (2nd, 207), extra-base hits (t-2nd, 49) and doubles (4th, 33)...led all Brewers minor leaguers in RBI (83)...was Carolina League Player of the Week twice...earned the honors the first time for the week of July 24-30 when he hit .478 with three home runs and 12 RBI in seven games...was the recipient of the award again for the week of Aug. 21-27 when he hit .500 with a home run and seven RBI in six games...played for Salt River in the Arizona Fall League following the season and batted .250 with a home run and five RBI in 14 games...was rated as the sixth-best prospect in the Brewers organization by *Baseball America* following the season.

2016—Batted .327 with nine home runs and 51 RBI in 68 games between Rookie Helena and Single-A Wisconsin during his first professional season...was rated as the ninth-best prospect in the Brewers organization by *Baseball America* following the season.

PERSONAL/MISCELLANEOUS

Lucas Stijegan Erceg was originally signed by Brewers scout Joseph Graham...is married, Emma... graduated from Westmont (CA) High School, where he was 2013 Central Coast Section Player of the Year as a senior...played two seasons at the University of California-Berkeley before transferring to Menlo College...was an All-Pac-12 First Team selection in his sophomore season... set the Menlo College single-season home run record with 20 during his junior season...also made 26 pitching appearances during his collegiate career, posting a 1.44 ERA.

LIFETIME PITCHING RECORD

Year	Club	W	L	ERA	G	GS	CG	SHO	SV	IP	H	R	ER	HR	HB	BB	IBB	SO	WP	BK
2021	Biloxi	2	6	5.29	22	13	0	0	0	47.2	38	35	28	5	4	35	0	45	8	0
2022	Biloxi	1	3	6.55	16	2	0	0	1	22.0	30	23	16	3	2	14	0	27	2	0
	Nashville	2	1	3.43	33	2	0	0	1	39.1	34	15	15	3	1	23	0	42	5	0
2023	Nashville	3	1	6.46	13	0	0	0	0	15.1	14	15	11	3	0	10	0	16	1	0
	OAKLAND	4	4	4.75	50	0	0	0	0	55.0	51	33	29	1	6	36	1	68	5	0
Major League Totals		4	4	4.75	50	0	0	0	0	55.0	51	33	29	1	6	36	1	68	5	0
Minor League Totals		8	11	5.07	84	17	0	0	2	124.1	116	88	70	14	7	82	0	130	16	0

LIFETIME PLAYING RECORD

Year	Club	AVG.	G	AB	R	H	2B	3B	HR	RBI	SH	SF	HP	BB	SO	SB	CS	OBP	SLG	E
2016	Helena	.400	26	105	17	42	8	1	2	22	0	0	2	8	16	8	1	.452	.552	9
	Wisconsin	.281	42	167	17	47	9	3	7	29	0	1	0	12	38	1	3	.328	.497	4
2017	Carolina	.256	127	496	66	127	33	1	15	81	0	4	3	35	95	2	3	.307	.417	16
	Colorado Springs	.400	3	10	2	4	2	0	0	2	0	0	0	1	1	0	0	.455	.600	2
2018	Biloxi	.248	123	463	52	115	21	1	13	51	1	4	3	37	82	3	1	.306	.382	23
2019	San Antonio	.218	116	357	55	78	17	1	15	52	0	3	2	44	102	2	2	.305	.398	13
2020	Sugar Land (Ind.)	.180	28	89	8	16	2	0	0	7	0	1	0	8	24	4	0	.245	.202	-
2021	Biloxi	.223	50	103	11	23	7	0	3	12	1	1	0	7	22	3	0	.270	.379	1
Minor League Totals		.256	487	1701	220	436	97	7	55	249	2	13	10	144	356	19	10	.316	.419	68

CAREER TRANSACTIONS

2016 — Selected by the Milwaukee Brewers in the 2nd round of the First-Year Player Draft. **2023** — Traded to the Oakland Athletics for cash considerations, May 17.

ERCEG'S CAREER BESTS

Low Hit Complete Game: None

Innings Pitched: 3.0, May 29, 2023 vs. Atlanta


Strikeouts: 4 (four times), last: July 22, 2023 vs. Houston

Pitches: 52, July 8, 2023 at Boston

Longest Winning Streak: 2, May 29 to June 23, 2023

Longest Losing Streak: 3, July 16 to August 12, 2023

Longest Scoreless Streak: 9.0, August 24 to September 8, 2023

RIGHT-HANDED PITCHER**Height/Weight:** 6-2 / 195**Bats/Throws:** Right / Right**Birthdate:** October 8, 2001**Opening Day Age:** 22**Birthplace/Resides:** Lancaster, California / Las Vegas, Nevada**Major League Service:** 12 days**Obtained:** Acquired from the Atlanta Braves with Ryan Cusick, Shea Langeliers and Cristian Pache for Matt Olson, March 14, 2022**Contract Status:** First year of a one-year contract through 2024[Updated Stats](#)**CAREER HIGHLIGHTS**

Was originally selected by Atlanta in the 16th round of the 2019 First-Year Player Draft and was traded to Oakland on March 14, 2022 in the Matt Olson deal...made his Major League debut with the A's in 2023 and went 0-1 with a 7.20 ERA and 1.005 opponents OPS in two September starts... is 15-20 with a 3.85 ERA in 72 games, including 68 starts, in four seasons in the minors...was named Low-A East Pitcher of the Year after going 3-6 with a 2.91 ERA in 20 starts with Augusta in 2021...earned A's Organization All-Star honors from MLB.com in 2023.

2023 HIGHLIGHTS

- Made his Double-A, Triple-A and Major League debuts in 2023...combined for a 9-6 record, a 3.74 ERA and .710 opponents OPS in 27 games, including 23 starts, with Midland and Las Vegas...also went 0-1 with a 7.20 ERA and 1.005 opponents OPS in two September starts with Oakland.
- Struck out seven, walked two and surrendered four home runs in 10.0 innings in his two big league appearances.
- Allowed a .263 (5-for-19) average and .860 OPS against right-handed hitters, .304 (7-for-23) with all three of his home runs and a 1.125 OPS against left-handers.
- Opponents were 1-for-9 (.111) with runners in scoring position.
- Had minor league career highs in every counting category except losses and wild pitches.
- Struck out 131 batters in 137.0 innings and his average of 8.61 strikeouts per nine innings was the lowest of his three full seasons...walked 43 for a strikeout-to-walk ratio of 3.05.
- Led the A's farm system in ERA and innings pitched, tied for the lead in wins (9) and ranked second in strikeouts and games started (23)...surrendered the most home runs (24).
- Allowed a .223 opponents batting average, which broke down to .206 (45-for-218) with a .628 opponents OPS against left-handed hitters compared to .235 (71-for-302) with a .768 OPS against right-handers.
- Opponents hit .204 with runners in scoring position and were 0-for-8 with the bases loaded.
- Held the opponents leadoff hitter in the batting order to a .162 batting average and .240 on-base percentage.
- As a starter, he had a .206 opponents batting average the first two times through the order, .303 after that.
- Was 3-4 with a 2.82 ERA in 12 games at Midland's Momentum Bank Ballpark and 1-0 with a 10.80 ERA in three starts at Las Vegas Ballpark...combined for a 5-2 record and a 3.34 ERA in 12 games, 10 starts, in road ballparks.
- Posted a 2.30 ERA and .643 OPS over innings 1-2, a 5.05 ERA and .800 OPS over innings 3-4 and a 3.76 ERA and .663 OPS from the fifth inning on.
- Was 2-1 with a 2.70 ERA in six starts on four days rest, 5-4 with a 3.54 ERA in 11 starts on five days rest and 2-1 with a 4.58 ERA in eight appearances on six days rest or more.
- Tossed at least 3.2 innings in each of his 27 appearances and his season high was 7.0 on three occasions...walked one batter or fewer 17 times and allowed one run or fewer 10 times...averaged 79.1 pitches per outing.
- Was named an A's Organization All-Star by MLB.com following the season.
- **DAY-BY-DAY:** Began the season at Double-A Midland and logged five innings or fewer in each of his first seven games through May 14...was 0-3 with a 4.97 ERA over that span...then went

6-3 with a 2.63 ERA over his final 13 games with Midland, tossing five or more innings in all but one of those outings...earned Texas League Pitcher of the Week honors for the week of April 10-16 for his performance on April 13 against Tulsa, a no decision in a 9-3 loss (5.0 ip, 2 h, 6 so)...walked a career-high tying five batters in consecutive starts on May 2 and 7 against Frisco...tossed 5.0 scoreless innings May 19 against San Antonio for his first win...it also began his first of three three-game winning streaks (1.06 ERA)...pitched a season-high 7.0 innings May 25 at Corpus Christi...it was his first of three outings of 7.0 innings and the other two also came against the Hooks (June 30 and July 20)...took the loss in consecutive starts on June 6 and 11 against Amarillo but then went 3-0 with a 3.82 ERA over his next five games...tossed 100 pitches June 23 at San Antonio, his second career outing of at least 100 pitches (106 vs. Kannapolis on Aug. 14, 2021)...struck out a season-high eight batters in 7.0 innings on June 30 against Corpus Christi...did it again in 4.1 scoreless innings on July 14 against Tulsa...matched his career high with four walks July 25 against Amarillo...went 1-1 with a 2.63 ERA in five games, four starts, in July...was 6-6 with a 3.28 ERA and .670 opponents OPS in 20 games, 17 starts, with Midland when he was promoted to Triple-A Las Vegas Aug. 1...went 3-0 with a 5.23 ERA and .827 opponents OPS with the Aviators...yielded eight runs over his first two starts with Las Vegas, went 3-0 with a 2.35 ERA over a three-start stretch from Aug. 17-30 and allowed seven runs in 9.0 innings in two starts in September, both no decisions...allowed a career-high 10 hits in 3.2 innings Aug. 11 against Sacramento...yielded a career-high tying six runs Sept. 8 against Sacramento but had a no decision in the Aviators 11-10 win...matched his career high with three home runs...was selected by Oakland on Sept. 20 and made his Major League debut that day with a start against Seattle...was the losing pitcher in the A's 6-3 loss (4.2 ip, 6 h, 6 r, 5 er, 1 bb, 2 so, 3 hr)...struck out Teoscar Hernandez in the fifth inning for his first big league strikeout...became the fourth pitcher in Oakland history to allow three home runs in his debut (Dillon Overton, June 25, 2016 at Los Angeles-AL; Rick Rodriguez, Sept. 17, 1986 vs. Texas; Jeff Kaiser, April 11, 1985 at Seattle)...became the 61st pitcher in Oakland history to start in his debut, the fifth in 2023...his debut came at the age of 21 years and 347 days old, which makes him the 20th-youngest pitcher in Oakland history to make his Major League debut...was one day older than Jesús Luzardo, who made his debut in relief on Sept. 11, 2019 at 21 years, 346 days...is the 13th-youngest pitcher in Oakland history to start in his debut and is the youngest since Brett Anderson on April 10, 2009 (21 years, 68 days).

CAREER

2022—Was traded to the A's in the Matt Olson deal prior to the start of Spring Training and spent the entire season at Single-A Lansing...started 20 games for the second consecutive year and went 3-7 with a 4.55 ERA...struck out 92 batters in 91.0 innings (9.10 per nine innings) and walked 30 (2.97 per nine innings)...tied for 10th in the A's farm system in games started...had a .250 opponents batting average, which included a mark of .247 with a .809 OPS against left-handed hitters compared to .253 with a .783 OPS against right-handers...his opponents batting average dropped to .214 with runners in scoring position...was 2-2 with a 3.86 ERA in 10 starts on the road, 1-5 with a 5.21 ERA in 10 starts home...made 12 of his 20 starts on six days rest or more and was 3-3 with a 3.40 ERA in those starts...was 0-4 with a 6.37 ERA in his other eight starts...had a .227 opponents average the first time through the order, .257 the second time and .311 after that...held the bottom three hitters in the batting order to a .153 batting average...the one and two hitters combined for a .337 average...tossed five or more innings in 11 of his 20 starts...walked two batters or fewer 19 times...tossed a season-high 6.0 innings May 4 against West Michigan, his first of four starts of exactly 6.0 innings (the other three came in his final three starts of the season)...also struck out a season-high seven on the 4th, his first of three seven-strikeout games (May 21 at Great Lakes, July 28 at Great Lakes)...was 0-3 with a 4.93 ERA in seven starts when he was placed on the injured list May 22 with a strained left hip...was reinstated June 12 and went 3-4 with a 4.31 ERA over his final 13 starts...won back-to-back starts for the only time on June 30 at Lake County and July 7 against Great Lakes...tossed 5.0 scoreless innings in the latter start...picked up his third and final win of the season on Aug. 25 at Wisconsin when he tossed 6.0 scoreless innings and allowed just one hit in a 6-1 victory...went 1-1 with a 3.00 ERA and .189 opponents batting average in four starts in August and then compiled a 2.25 ERA in two starts in September...tossed a season-high 91 pitches on Sept. 8 against Dayton and had a no decision, despite allowing just one run in 6.0 innings.

2021—Spent the entire season at Augusta and was named Low-A East Pitcher of the Year after going 3-6 with a 2.91 ERA in 20 starts...led the league in ERA and strikeouts (127), ranked second in innings pitched (99.0) and tied for eighth in games started...was also named to the Low-A East Postseason All-Star team...ranked sixth in the Braves farm system in strikeouts and seventh in innings pitched...had a .184 opponents batting average, which broke down to .148 with a .478 OPS against left-handed hitters compared to .213 with a .603 OPS against right-handers...surrendered six of his seven home runs to righties but issued 20 of his 29 walks to lefties...was 3-0 with a 0.81 ERA and .440 opponents OPS in 10 starts at home, 0-6 with a 5.56 ERA and .672 OPS in 10 starts on the road...allowed five of his seven home runs on the road...held the four hitter in the order to a .119 batting average and the five hitter to a mark of .093...had three games with 10 or more strikeouts and did not walk a batter in each of those three starts...allowed five runs over his first six starts and was 0-1 with a 1.01 ERA and .160 opponents batting average...the GreenJackets won all five of his no decisions over that stretch...was 0-1 with a 1.59 ERA in four starts in the month of May...did not allow a run in back-to-back starts on June 2 against Charleston and June 9 against Myrtle Beach as part of a 13.2-inning scoreless streak from May 26-June 15...struck out 11 in 5.2 innings on the 9th...was named Low-A East Pitcher of the Week for the week of June 28-July 4 after having a no decision in a 7-4 loss to Columbia on July 3 (6.0 ip, 3 h, 1 r, 1 er, 2 bb, 5 so)...earned his first professional win in his next start on July 9 against Myrtle Beach when he tossed 7.0 scoreless innings in a 6-1 win (2 h, 1 bb, 7 so)...struck out 10 in 5.1 innings at Columbia July 21...had the only complete game of his career, a 9.0-inning four-hitter in an 8-2 win over Kannapolis on Aug. 14...did not walk a batter and struck out a minor league career-high 14...earned Low-A East Pitcher of the Week honors for his efforts (Aug. 9-15)...was placed on the injured list Sept. 7 with tendinitis in his right knee and missed the remainder of the season.

2020—Did not pitch as the minor league season was cancelled due to the pandemic.

2019—Made his professional debut with the Braves affiliate in the Gulf Coast League and was 0-1 with an 8.10 ERA in five starts...allowed a .256 opponents batting average, which broke down to .241 against right-handed hitters and .300 against left-handers...his first appearance was a start on July 20 against the GCL Rays (2.0 ip, 1 h, 3 so).

PERSONAL/MISCELLANEOUS

Joseph Lee Estes...graduated from Paraclete High School.

LIFETIME PITCHING RECORD

Year	Club	W	L	ERA	G	GS	CG	SHO	SV	IP	H	R	ER	HR	HB	BB	IBB	SO	WP	BK
2019	GCL Braves	0	1	8.10	5	5	0	0	0	10.0	10	10	9	0	0	7	0	8	0	0
2020	(Minor League Season Cancelled — Did not pitch)																			
2021	Augusta	3	6	2.91	20	20	1	0	0	99.0	66	39	32	7	3	29	0	127	4	3
2022	Lansing	3	7	4.55	20	20	0	0	0	91.0	86	47	46	17	9	30	0	92	0	0
2023	Midland	6	6	3.28	20	17	0	0	0	104.1	84	43	38	14	9	31	0	100	1	0
	Las Vegas	3	0	5.23	7	6	0	0	0	32.2	32	19	19	10	2	12	0	31	0	0
	OAKLAND	0	1	7.20	2	2	0	0	0	10.0	12	9	8	4	3	2	1	7	1	0
Major League Totals		0	1	7.20	2	2	0	0	0	10.0	12	9	8	4	3	2	1	7	1	0
Minor League Totals		15	20	3.85	72	68	1	0	0	337.0	278	158	144	48	23	109	0	358	5	3

CAREER TRANSACTIONS

2019 — Selected by the Atlanta Braves organization in the 16th round of the First-Year Player Draft. **2022** — Traded to the Oakland Athletics with catcher Shea Langeliers, outfielder Cristian Pache and minor league pitcher Ryan Cusick for first baseman Matt Olson, March 14.

ESTES' CAREER BESTS

Low Hit Complete Game: None
 Innings Pitched: 5.1, September 27, 2023 at Minnesota
 Strikeouts: 5, September 27, 2023 at Minnesota
 Pitches: 90, September 20, 2023 vs. Seattle
 Longest Winning Streak: None
 Longest Losing Streak: 1, September 20, 2023 to present
 Longest Scoreless Streak: 3.0, September 27, 2023

**RIGHT-HANDED PITCHER**

Height/Weight: 6-7 / 272

Bats/Throws: Right / Right

Birthdate: August 30, 1997

Opening Day Age: 26

Birthplace/Resides: Villa Mella, Dominican Republic / Bani, Dominican Republic

Major League Service: 87 days

Obtained: Claimed off waivers from the San Diego Padres, June 21, 2023

Contract Status: First year of a one-year contract through 2024

[@angelfelipe97](#)
[Updated Stats](#)
CAREER HIGHLIGHTS

Made his Major League debut with the A's in 2023 in his eighth professional season and was 1-1 with a 4.20 ERA in 14 relief appearances...was originally signed by Tampa Bay and pitched for six seasons in the Rays farm system (2015-21) and two with the Padres (2022-23) before he was claimed off waivers by the A's on June 21, 2023...is 16-20 with 25 saves and a 4.65 ERA in 174 games, including six starts, in eight seasons in the minors...has allowed just eight home runs in 255.1 career innings in the minors (0.28 per nine innings)...has 308 strikeouts (10.86 per nine innings).

2023 HIGHLIGHTS

- Spent the first half of the season with Triple-A El Paso in the San Diego organization before being claimed off waivers by the A's on June 21...pitched in five games at Triple-A Las Vegas and was a combined 2-2 with a save and a 5.46 in 30 minor league relief appearances when he was recalled by Oakland on July 7...went 1-1 with a 4.20 ERA and .453 opponents OPS in 14 relief appearances in his Major League debut.
- Held the opposition to a .120 batting average with the A's but walked 13 batters in 15.0 innings for a .313 on-base percentage...did not surrender a home run and had a .140 opponents slugging percentage.
- Struck out 19 for an average of 11.40 strikeouts per nine innings.
- Left-handed hitters went 1-for-21 (.048) with four walks and a .248 OPS against him...had a .172 (5-for-29) batting average, his lone extra base hit (a double) and a .592 OPS against right-handers.
- Opponents were 1-for-11 (.091) with runners in scoring position.
- Had a .094 opponents batting average with two strikes.
- Stranded his only inherited runner and first batters faced were 1-for-12 (.083) with two walks (.214 on-base percentage).
- Had a 2.57 ERA in six games in Oakland, a 5.63 ERA in eight games on the road.
- Combined for a .239 opponents batting average and .705 OPS in his 30 Triple-A appearances.
- Struck out 46 batters in 29.2 innings (13.96 per nine innings), but walked 19 (5.76 per nine innings).
- His opponents batting average broke down to .214 (15-for-70) with a .635 opponents OPS against right-handed hitters compared to .277 (13-for-47) with an .808 OPS against left-handers.
- Allowed a .179 batting average with the bases empty, .295 with runner on.
- Opponents were 7-for-12 (.583) when putting the first pitch in play...were 0-for-12 on an 0-2 count.
- Allowed 4-of-5 (80.0%) inherited runners to score...first batters were 6-for-25 (.240) with four walks and a hit by pitch (.367 on-base percentage).
- Tossed exactly one inning in 25 of his 30 appearances.
- **DAY-BY-DAY:** Began the year at El Paso and struck out the side in his first outing on March 31 against Sugarland...it was his first of six three-strikeout games as a minor leaguer...was credited with his only save of the season in his second appearance on April 4 at Sacramento with a scoreless ninth inning...then allowed at least one run in each of his next four appearances

from April 8-20, surrendering nine runs in 3.2 innings (22.09 ERA)...issued a season-high three walks April 8 at Sacramento (also June 11 vs. Oklahoma City)...allowed a season-high five runs on a minor league career-high tying six hits in 0.2 innings in a loss to Albuquerque on April 11...tossed a minor league season-high 1.2 innings April 25 against Salt Lake (also June 11 vs. Oklahoma City)...compiled a 10.80 ERA and .342 opponents batting average in eight appearances in April...then posted a 3.54 ERA and .197 opponents average over his final 21 minor league appearances...logged a season-high 44 pitches in 1.2 innings June 11 against Oklahoma City...had two wild pitches in that game plus his next outing on June 15 at Round Rock...was 0-2 with a 6.20 ERA and .756 opponents OPS in 25 appearances when he was designated for assignment by the Padres on June 18...was claimed off waivers by the A's on June 21 as was assigned to Las Vegas where he went 2-0 with a 1.80 ERA and .364 OPS in five games...was recalled by Oakland on July 7 and made his Major League debut that day at Boston (1.0 ip, 1 so)...fanned Yu Chang in the eighth inning for his first big league strikeout...tossed a career-high 2.0 innings and a career-high 37 pitches July 17 against the Red Sox...allowed a run in the ninth inning that day to snap a career-opening and career-high 3.2 inning scoreless streak...was credited with his first ML win two days later against Boston when he tossed 1.2 scoreless innings in the A's 6-5 victory...had a 1.42 ERA in five games when he was placed on the paternity list July 22...was reinstated on July 25...struck out a career-high three batters July 26 at San Francisco and matched that total Aug. 6, also against the Giants...had a 1.98 ERA and .089 opponents batting average over his first 12 games with Oakland...then yielded four runs on two hits and five walks in 1.1 innings over his final two appearances...allowed two hits Aug. 12 at Washington, snapping a career-opening streak of 12 consecutive games with one hit or fewer...that is the longest such streak to start a career in Athletics history (previous: 11, Andrew Bailey from April 6-30, 2009)...yielded a career-high three runs on a career-high three walks in 0.1 innings at St. Louis on Aug. 14...was placed on the injured list the next day with a strained right elbow and missed the remainder of the season.

CAREER

2022—Split the campaign between Double-A San Antonio and Triple-A El Paso and posted career highs in several categories, including wins (5), saves (14), appearances (51) and strikeouts (84)...his 62.0 innings were 0.2 innings shy of his career-high 62.2 innings from 2021 at the Single-A levels of the Tampa Bay Rays system...his 3.63 ERA was the second-best mark of his career, trailing only his 2.59 ERA from 2021...allowed just one unearned run across his first eight appearances and 9.1 innings from April 9-May 3...recorded saves in back-to-back outings five times in 2022...tossed 1.1 innings-or-more in 20 of his 51 outings, including nine appearances of 2.0 innings...his one and only home run allowed came on June 9 at Corpus Christi...did not allow a long ball in his final 34 appearances and 41.1 innings from June 12-Sept. 27...was rated as having the best fastball in the Padres farm system in *Baseball America's* best tools survey.

2021—Split the season between Single-A Charleston and Bowling Green...went a combined 3-0 and converted 8 of his 10 save opportunities, along with a 2.59 ERA and a .221 opponents batting average across 36 relief appearances...began the season with Charleston and converted 7 of his 8 save opportunities with a 1.42 ERA...allowed just one earned run through his first 10 appearances (0.47 ERA) with 28 strikeouts against five walks from May 5-June 16...gave up just one home run with Charleston, which came in his sixth appearance of the season (May 28 vs. Fayetteville)...still recorded his first save of the season, the third of his career and his first since 2017 with the Gulf Coast League Rays...was promoted to Bowling Green on Aug. 1, where he competed for the remainder of the season...allowed an earned run in back-to-back outings just three times, including his second and third outings with BG...issued minor league career highs in earned runs (5) and walks (5) in his third outing on Aug. 8 at Wilmington...worked 2.0 innings or more in six consecutive outings to finish off August from Aug. 12-29, allowing just two earned runs (1.49 ERA)...on the season, worked 2.0 innings-or-more in 19 of his 36 appearances and allowed one or fewer earned runs in 30 of his 36 outings.

2020—Did not pitch due to the Covid-19 pandemic and was not a part of the Rays 60-man player pool at their alternate training site.

2019—Spent the entire campaign with the Advanced Rookie-Level Princeton Rays, going 3-4 with a 4.45 ERA across 15 relief appearances...worked 3.0 hitless innings and earned the win in his season debut on June 20 at Danville...logged a minor league career-high tying 4.0 innings on July 5 vs. Danville (also pitched 4.0 innings on June 11, 2016 with the DSL Rays)...did not allow an earned run from Aug. 1-16, surrendering just five hits across the 9.0 innings pitched...posted a 2.77 ERA in his seven August appearances.

2018—Spent the entire season with the Gulf Coast League Rays for the second consecutive season, going 1-1 with a 6.17 ERA in 12 relief appearances...struck out 26 and walked 15 in 23.1 innings.

2017—Joined the Rays affiliate in the Gulf Coast League after spending the first two years of his professional career in the Dominican...went 0-2 with a save and a 14.25 ERA in 10 relief appearances.

2016—Played for the Rays1 Dominican Summer League affiliate and was 1-3 with a 4.15 ERA in 13 games, including six starts...the starts were the only starts of his professional career.

2015—Made his professional debut with the Rays affiliate in the Dominican Summer League and went 1-2 with an 8.68 ERA in seven relief appearances.

PERSONAL/MISCELLANEOUS

Angel Alberto Felipe...was originally signed by Rays scouts Miguel Richardson and Daniel Santana.

LIFETIME PITCHING RECORD

Year	Club	W	L	ERA	G	GS	CG	SHO	SV	IP	H	R	ER	HR	HB	BB	IBB	SO	WP	BK
2015	DSL Rays	1	2	8.68	7	0	0	0	0	9.1	4	10	9	0	1	13	0	6	12	2
2016	DSL Rays1	1	3	4.15	13	6	0	0	1	26.0	23	19	12	0	3	21	0	18	14	0
2017	GCL Rays	0	2	14.25	10	0	0	0	1	12.0	19	19	19	1	2	18	0	14	6	1
2018	GCL Rays	1	1	6.17	12	0	0	0	0	23.1	30	17	16	0	2	15	0	26	9	0
2019	Princeton	3	4	4.45	15	0	0	0	0	30.1	23	23	15	0	4	24	1	36	8	0
2020	(Minor League Season Cancelled — Did Not Pitch)																			
2021	Charleston	2	0	1.42	21	0	0	0	7	38.0	31	8	6	1	4	17	1	45	7	0
	Bowling Green	1	0	4.38	15	0	0	0	1	24.2	20	17	12	3	2	16	1	33	7	2
2022	San Antonio	3	5	3.18	32	0	0	0	11	39.2	36	19	14	1	4	25	0	49	4	1
	El Paso	2	1	4.43	19	0	0	0	3	22.1	13	11	11	0	4	11	0	35	3	0
2023	El Paso	0	2	6.20	25	0	0	0	1	24.2	26	17	17	2	2	18	0	39	7	0
	Las Vegas	2	0	1.80	5	0	0	0	0	5.0	2	1	1	0	0	1	0	7	0	0
	OAKLAND	1	1	4.20	14	0	0	0	0	15.0	6	7	7	0	1	13	0	19	1	0
Major League Totals		1	1	4.20	14	0	0	0	0	15.0	6	7	7	0	1	13	0	19	1	0
Minor League Totals		16	20	4.65	174	6	0	0	25	255.1	227	161	132	8	28	179	3	308	77	6

CAREER TRANSACTIONS

2015 — Signed by the Tampa Bay Rays as a free agent, June 15. **2021** — Elected free agency, November 7; signed by the San Diego Padres to a minor league contract, December 27. **2023** — Claimed off waivers by the Oakland Athletics, June 21. On the paternity list, July 22 to 24. On the injured list, August 15 to October 1.

FELIPE'S CAREER BESTS

Low Hit Complete Game: None

Innings Pitched: 2.0, July 17, 2023 vs. Boston

Strikeouts: 3 (twice), last: August 6 vs. San Francisco

Pitches: 37, July 17, 2023 vs. Boston

Longest Winning Streak: 1, July 19, 2023

Longest Losing Streak: 1, August 14, 2023 to present

Longest Scoreless Streak: 3.2, July 7 to 17, 2023



RIGHT-HANDED PITCHER

Height/Weight: 6-4 / 225

Bats/Throws: Right / Right

Birthdate: October 5, 1993

Opening Day Age: 30

Birthplace/Resides: Fresno, California / Fresno, California

Major League Service: None

Obtained: Signed to a minor league contract, November 15, 2023

Contract Status: First year of a one-year contract through 2024

[Updated Stats](#)

NON-ROSTER INVITEE

CAREER HIGHLIGHTS

Is 18-19 with 11 saves and a 5.01 ERA in 203 career appearances as a minor leaguer...has 315 strikeouts in 274.2 innings (10.32 strikeouts per nine innings) but has also walked 185 (6.06 per nine innings)...spent four seasons in the Rangers farm system from 2015-18 before he was released in the spring of 2019...pitched in independent ball with Trois-Rivieres (2019) and Chicago (2021) before signing a minor league deal with Atlanta in June of 2021...spent two seasons with the Braves and one in the Diamondbacks farm system before signing a minor league deal with the A's following the 2023 season...pitched for Surprise in the Arizona Fall League following the 2017 season.

2023 HIGHLIGHTS

- Signed a minor league deal with Arizona following the 2022 season and spent the entire year at Triple-A Reno where he was 5-2 with two saves, a 5.49 ERA and .779 opponents OPS in 51 games, including three starts.
- Had career highs in strikeouts (86), innings pitched (78.2), hits (79), runs (50) and walks (58) and the starts were the first of his career.
- His games pitched tied for the most in the Diamondbacks farm system and tied for third in the Pacific Coast League.
- Averaged 9.84 strikeouts per nine innings and 6.64 walks per nine innings.
- Had a .258 opponents batting average and .380 on-base percentage.
- His batting average broke down to .214 (37-for-173) with a .599 OPS against right-handed hitters compared to .316 (42-for-133) with a 1.008 OPS against left-handers...surrendered all six of his home runs to lefties.
- Yielded a .238 average with runners in scoring position...opponents were 3-for-20 (.150) with the bases loaded.
- Had a 3.63 ERA and .602 opponents OPS over his first 11 games, a 12.67 ERA and 1.068 OPS over his next 14 games from May 7-June 21 and a 3.60 ERA and .714 OPS over his final 26 contests.
- Allowed 9-of-30 (30.0%) inherited runners to score...first batters faced were 9-for-40 (.225) with eight walks (.354 on-base percentage).
- Held the opposition to a .108 batting average with two strikes...they were 26-for-50 (.520) with two doubles, two triples and two home runs when putting the first pitch in play.
- Yielded a .167 batting average to the five hitter in the order but the seven hitter batted .529.
- Logged more than one inning in 33 of his 51 appearances, including two or more 17 times.
- Pitched for Cibao in the Dominican Winter League following the season and had no decisions and a 5.68 ERA in nine relief appearances.
- **DAY-BY-DAY:** Allowed three runs in each of his first two appearances but did not surrender a run over his next seven games from April 8-26 (11.0 ip, 8 h, 5 bb, 7 so)...made his first career start on April 23 at Salt Lake (2.0 ip, 3 h, 1 bb, 2 so)...allowed a career-high tying seven runs on a season-high four hits in 1.0 inning of work on May 24 at El Paso...also yielded his first home run in nearly a year, snapping a 49-game, 54.2-inning homerless streak dating back to May 26, 2022...compiled a 13.00 ERA in eight games in May following by a 9.31 ERA in eight appearances in June...issued a career-high five walks in 1.1 innings on June 7 vs. Tacoma...did

not allow a run in six of seven appearances from June 28 to July 21...allowed one run in 8.1 innings over that span (1.08 ERA) and opponents were 3-for-27 (.111)...however, issued eight walks...finished July with a 2.45 ERA in eight relief appearances and then posted a 2.55 ERA in eight games in August...logged a career-high 59 pitches on Aug. 3 at Sacramento when he had season highs in innings pitched (3.0) and strikeouts (5)...also logged 3.0 innings on Aug. 11 vs. Salt Lake and Aug. 26 at Sugar Land...made his 200th career minor league appearance on Sept. 15 against Salt Lake (2.0 ip, 1 bb, 2 so)...had a 5.87 ERA in nine games in September but stranded all six of his inherited runners.

CAREER

2022—Split his season between Double-A Mississippi and Triple-A Gwinnett and combined to go 3-6 with three saves, a 4.80 ERA and .681 OPS in a career-high 52 relief appearances...the losses were also a career high and the saves matched his most...led the Braves farm system in games pitched...struck out 64 batters in 50.2 innings (11.37 per nine innings) but also walked 40 (7.11 per nine innings)...surrendered just one home run...had a .232 opponents batting average but a .381 on-base percentage...his opponents batting average broke down to .224 with a .666 OPS against left-handed hitters and .237 with a .690 OPS and his lone home run against right-handers...yielded a .169 average with the bases empty, .280 with runners on ...allowed 2-of-13 (15.4%) inherited runners to score...first batters faced were 8-for-42 (.190) with seven walks, two hit by pitches and a sacrifice hit (.347 on-base percentage)...combined for a 3.04 ERA in 26 games in his home ballparks compared to a 6.75 ERA in 26 contests on the road...held the opposition to a .125 batting average with two strikes...had just three outings longer than 1.0 inning...did not allow an earned run over a 10-game stretch from May 1-22 (10.1 ip, 5 h, 1 r, 1 bb, 14 so)...tossed a season-high 2.0 scoreless innings May 6 against Pensacola...also had a season-high three strikeouts that day, his first of five three-strikeout games...yielded his only home run on May 26 at Pensacola...finished the season with a 34-game, 33.2-inning homerless streak...retired the first batter faced in 12 consecutive appearances from June 10 to July 17...had a 12-game, 12.2-inning scoreless streak from June 16 to July 22...did not allow a hit over the first 11 games of that stretch (0-for-36) and opponents were 2-for-41 (.049) with four walks and a hit by pitch (.152 on-base percentage) during the streak overall...was 3-1 with three saves and a 3.69 ERA in 32 relief appearances with Mississippi when he was promoted to Gwinnett on July 12...went 0-5 with a 6.63 ERA in 20 outings in his Triple-A debut...combined with both clubs for a 1.13 ERA in eight games in July.

2021—Was pitching for Chicago in the independent American Association and was 1-0 with a 3.14 ERA in nine relief appearances when he was signed by the Atlanta Braves to a minor league contract on June 17...was assigned to Single-A Rome and was 3-4 with a 2.49 ERA in 17 relief appearances with the Emperors when he was promoted to Double-A Mississippi Sept. 1...went 3-0 with a 1.29 ERA with the Braves and combined for a 6-4 record, a save, a 2.23 ERA and .648 opponents OPS in 22 relief appearances overall in the Braves organization...had a career high in wins and a career low in ERA...held the opposition to a .227 batting average but walked 12 and hit five for a .321 on-base percentage...his opponents batting average broke down to .179 with a .465 OPS against right-handed hitters, .278 with both of his home runs and a .838 OPS against left-handers...yielded a .293 batting average with runners in scoring position...stranded all five of his inherited runners...first batters faced were 7-for-20 (.350) with two walks...held the opposition to a .131 average with two strikes...pitched at least one inning in 20 of his 22 appearances, including two or more nine times...did not allow an earned run over a six-game stretch from June 25-July 16 (12.2 ip, 3 h, 3 r, 4 bb, 10 so)...struck out a season-high four batters June 29 at Wilmington (also July 24 at Bowling Green)...tossed a season-high 3.0 innings July 7 against Bowling Green...compiled a 1.65 ERA in eight games in July...went 5-0 with a 1.54 ERA over an eight-game stretch from Aug. 13-Sept. 14...posted a 1.29 ERA in five outings in September.

2020—Signed a minor league contract with the Dodgers organization following the 2019 season but was released on July 1 after the minor league season was cancelled due to the pandemic.

2019—Was released by Texas on March 19 and ended up pitching for Trois-Rivieres in the independent Canadian-American Association...went 3-5 with two saves and a 4.75 ERA in 45 relief appearances...struck out 55 batters in 55.0 innings but also walked 34 and had a career-high 15 wild pitches.

2018—Combined to post no record and a 4.76 ERA in 14 relief appearances with Hickory and Down East...opened season on the disabled list with a right shoulder impingement and was also on DL from July 7 through the end of season, with right shoulder tendinitis...limited opponents to .197/.347/.246/.593 slash line.

2017—Combined to go 2-6 with a 6.61 ERA and one save over 36 relief appearances with Hickory and Down East...opened the season at Hickory and averaged 14.3 strikeouts per nine innings and 3.3 walks per nine innings over 12 outings...compiled a 1.98 ERA with 23 strikeouts and five walks over final 10 outings with the Crawdads...was promoted to Down East on May 31...was 0-1 with a 6.35 ERA in nine relief appearances with the Surprise Saguaros in the Arizona Fall League.

2016—Was rated the 19th-best prospect in the Northwest League and was named to the circuit's Midseason All-Star team in his first full season...combined to go 2-1 with a 3.92 ERA over 23 relief appearances with Spokane and Hickory...opened the season in Spokane and averaged 13.6 strikeouts per nine innings and 3.0 walks per nine innings in 13 relief outings...tossed a scoreless inning of relief for the Northwest League in the NWL-PIO All-Star Game on Aug. 1 at Ogden...promoted to Hickory on Aug. 9.

2015—Appeared in five games with the AZL Rangers in his professional debut.

PERSONAL/MISCELLANEOUS

Tyler Clark Ferguson was originally signed by Rangers scout Jay Heafner...graduated from Clovis West (CA) High School, where he was a Second Team All-State pick in 2012...pitched in 40 games over three seasons at Vanderbilt and earned numerous academic accolades, including a three-time SEC Academic Honor Roll.

LIFETIME PITCHING RECORD

Year	Club	W	L	ERA	G	GS	CG	SHO	SV	IP	H	R	ER	HR	HB	BB	IBB	SO	WP	BK	
2015	AZL Rangers	0	0	13.50	5	0	0	0	0	4.2	3	8	7	0	1	9	0	5	3	0	
2016	Spokane	2	0	1.78	13	0	0	0	2	30.1	18	8	6	1	1	10	0	46	5	0	
	Hickory	0	1	8.78	10	0	0	0	1	13.1	12	13	13	1	0	18	0	10	5	1	
2017	Hickory	0	0	4.41	12	0	0	0	1	16.1	14	8	8	0	6	6	0	26	1	0	
	Down East	2	6	7.76	24	0	0	0	0	31.1	34	32	27	9	7	20	2	31	9	0	
2018	Hickory	0	0	5.06	13	0	0	0	1	16.0	11	12	9	0	2	12	0	13	9	0	
	Down East	0	0	0.00	1	0	0	0	0	1.0	1	0	0	0	0	0	0	1	0	0	
2019	Trois-Rivieres (Ind.)	3	5	4.75	45	0	0	0	2	55.0	44	38	29	5	8	34	0	55	15	0	
2020	(Minor League Season Cancelled — Did Not Pitch)																				
2021	Chicago (Ind.)	1	0	3.14	9	0	0	0	0	14.1	11	6	5	1	0	6	0	11	1	0	
	Rome	3	4	2.49	17	0	0	0	1	25.1	17	13	7	2	3	8	0	26	2	0	
	Mississippi	3	0	1.29	5	0	0	0	0	7.0	8	2	1	0	2	4	0	7	2	0	
2022	Mississippi	3	1	3.69	32	0	0	0	3	31.2	24	16	13	1	3	15	0	44	4	1	
	Gwinnett	0	5	6.63	20	0	0	0	0	19.0	20	16	14	0	4	25	1	20	5	0	
2023	Reno	5	2	5.49	51	3	0	0	2	78.2	79	50	48	6	3	58	0	86	7	0	
Minor League Totals		18	19	5.01	203	3	0	0	11	274.2	241	178	153	20	32	185	3	315	52	2	

CAREER TRANSACTIONS

2012 — Selected by the San Francisco Giants organization in the 40th round of the First-Year Player Draft; did not sign. **2015** — Selected by the Texas Rangers organization in the sixth round of the First-Year Player Draft.

2019 — Released, March 19; signed by the Los Angeles Dodgers to a minor league contract, November 7.

2020 — Released, July 1. **2021** — Signed by the Atlanta Braves to a minor league contract, June 17. **2022** —

Elected free agency, November 10; signed by the Arizona Diamondbacks to a minor league contract, December 9.

2023 — Elected free agency, November 6; signed by the Oakland Athletics to a minor league contract, November 15.

**INFIELDER****Height/Weight:** 6-3 / 205**Bats/Throws:** Right / Right**Birthdate:** October 19, 1999**Opening Day Age:** 24**Birthplace/Resides:** Lewes, Delaware / Coral Springs, Florida**Major League Service:** 80 days**Obtained:** Selected in the 2nd round of the 2021 First-Year Player Draft**Contract Status:** First year of a one-year contract through 2024[Updated Stats](#)**CAREER HIGHLIGHTS**

Was the A's second round pick in the 2021 First-Year Player Draft and made his Major League debut in his third professional season last year, batting .267 with 14 home runs and 32 RBI in 69 games...has a .292 average with 37 home runs and 140 RBI in 201 games in three seasons in the minors...was rated as the A's No. 2 prospect by *Baseball America* following the 2021 season and No. 3 after 2022...was named an A's Organizational All-Star and the third-best prospect by MiLB.com in 2022...played for Mesa in the Arizona Fall League in 2022.

2023 HIGHLIGHTS

- Was called up by the A's immediately following the All-Star Break and hit .267 with 40 runs, 20 doubles, a triple, 14 home runs, 32 RBI and an .840 OPS in 69 games in his Major League debut in just his third professional season.
- Was 14-for-16 (87.5%) in stolen base attempts and is one of five rookies in Athletics history with at least 10 home runs and 10 stolen bases in a season (Yoenis Céspedes in 2012, Jose Canseco in 1986, Mitchell Page in 1977 and Ed Charles in 1962).
- Led Major League rookies in doubles after the All-Star Break, ranked second in extra base hits (35), third in slugging (.504), tied for third in hits (72), fourth in home runs and OPS, fifth in batting, sixth in runs, tied for seventh in walks (26) and stolen bases and ninth in RBI and on-base percentage (.337).
- For the season, he ranked eighth among American League rookies in hits and stolen bases.
- His .504 slugging percentage was sixth best in Oakland history among rookie with 250 or more plate appearances.
- His 35 extra base hits are the most in Athletics history by a player over the first 69 games of his career...is tied for the fifth most doubles (20) and home runs (14).
- Started a team-leading 69 games at second base and started 69 of the A's 70 games after the All-Star Break...committed three errors for a .989 fielding percentage...led ML second basemen in putouts after the break (137), tied for second in total chances (281) and double plays (44) and ranked seventh in fielding percentage.
- Batted .303 (60-for-198) with 13 of his 14 home runs, 30 of his 32 RBI and a .969 OPS against right-handed pitchers...hit .167 (12-for-72) with a .486 OPS against left-handers.
- Hit .296 at home, .237 with nine of his 14 home runs on the road...slugged .504 in Oakland and .504 on the road.
- Had a .218 batting average in July but then hit .286 in both August and September.
- Connected for 11 of his 13 home runs with the bases empty.
- Batted .246 with seven home runs in 50 games against AL competition, .320 with seven home runs and a 1.058 OPS in 19 interleague games.
- Made 53 starts batting second...also hit third (8), first (5), sixth (2), and seventh (1).
- Began the year at Triple-A Las Vegas and hit .304 with 21 doubles, a triple, 12 home runs, 44 RBI, 20 stolen bases and a .929 OPS in 69 games with the Aviators.
- The doubles and stolen bases were his most as a minor leaguer.
- At the time of his promotion to Oakland on July 14, he ranked third in the Pacific Coast League in doubles, tied for sixth in stolen bases, eighth in runs (60) and tied for ninth in extra base hits (34).

- Hit .308 (24-for-78) with a .893 OPS against left-handed pitchers, .303 (56-for-185) with 10 of his 12 home runs and a .944 OPS against right-handers.
- Batted .339 with six home runs at home, .278 with six home runs on the road.
- Was 5-for-12 (.417) with three doubles and 12 RBI with the bases loaded.
- Made 68 starts at second base and committed eight errors for a .975 fielding percentage... also made one start at designated hitter.
- Started games at every spot in the order except first, fourth and ninth and saw his most action with 24 games batting sixth.
- Was named an A's Organization All-Star by MLB.com following the season.
- **DAY-BY-DAY:** Played for Israel in the World Baseball Classic during the spring and went 0-for-13 with a walk in four games...began the season on the injured list at Las Vegas with a torn left labrum...was reinstated on April 12 and hit .267 with a home run, 12 RBI and an .813 OPS over his first 25 games through May 16...then batted .324 with 11 home runs, 32 RBI and a .990 OPS over his final 44 contests...drew a walk in eight straight games from April 25-May 5 (nine walks total)...had a minor league season-best eight-game hitting streak from April 29-May 7 (8-for-29, .276)...scored a run in seven straight games from May 2-9 (eight runs total)...scored a minor league career high five runs on May 16 at Salt Lake when he went 4-for-4 with two home runs, three RBI and two walks...it was his fifth career two-homer game as a minor leaguer...hit .231 over a 14-game stretch from June 6-23 but then batted .387 with five home runs and 18 RBI over his final 14 games with the Aviators...homed in four straight games from June 30-July 3 and drove in a run in six straight contests from June 30-July 5 (11 RBI total)...matched his minor league season-best with an eight-game hitting streak from June 28-July 5 (13-for-34, .382)...was selected by the A's on July 14, the first game after the All-Star Break, and went 1-for-4 with a double and a RBI in a start at second base in his ML debut that night against Minnesota...had a RBI double off Kenta Maeda in the third inning for his first ML hit and RBI...stole the first two bases of his career July 15 against the Twins...also stole two bases on July 29 at Colorado...had an extra base hit in each of his first three games to join Shea Langeliers (2022), Yoenis Céspedes (2012) and Jason McDonald (1997) as the only players in Oakland history to start their career with three straight games with an extra base hit...seven of his first 10 career hits were for extra bases (four doubles, one triple, two home runs)...went 10-for-50 (.200) with 21 strikeouts over a 13-game stretch from July 17 to Aug. 2...hit his first Major League home run July 22, a solo shot off Ryne Stanek in the seventh inning...reached base safely in a career-high and A's season-high 19 consecutive games from Aug. 1-22...hit .370 with a .439 on-base percentage over that span...had an extra base hit in five straight games from Aug. 9-14...went 8-for-21 (.381) with three doubles and three home runs over that stretch...was 4-for-5 with two home runs Aug. 13 at Washington...it was his first career four-hit game and his first multi-homer contest...had his second four-hit game Aug. 16 at St. Louis...went 3-for-32 (.094) over an eight-game span from Aug. 23-30 ...hit his 10th home run in his 35th career game on Aug. 24 at Chicago (AL)...became the fastest player in Athletics history to hit 10 home runs...Mark McGwire previously held the record with 10 home runs in his first 41 games...went hitless in back-to-back games on Aug. 29 and 30 at Seattle as part of a career-high 0-for-13 streak from Aug. 28-Sept. 1...never went hitless in more than two straight games...was named American League Rookie of the Month for August after batting .286 with eight doubles, seven home runs, 15 RBI and a .912 OPS in 27 games...is the first Athletic to earn Rookie of the Month honors since Ryon Healy in Sept., 2016...led AL rookies in doubles and extra base hits (15), tied for the lead in home runs, ranked second in hits (30), third in slugging (.562), tied for third in walks (10), fourth in OPS, tied for fourth in runs (14) and fifth in RBI...had a career-high nine-game hitting streak from Sept. 15-23 (11-for-32 (.344))...drove in a career-high three runs Sept. 30 at Los Angeles (AL).

CAREER

2022—Made both his Double-A and Triple-A debuts in his first full professional season as he combined to hit .270 with 18 home runs, 66 RBI and an .815 OPS in 96 games with Midland and Las Vegas...tied for fourth in the A's farm system in RBI, ranked fifth in slugging (.463), tied for fifth in total bases (180), seventh in batting, OPS (.815) and home runs, tied for eighth in walks (50) and ninth in on-base percentage (.352) and hits (105)...batted .326 with a 1.097 OPS against left-handed pitchers compared to .253 with a .732 OPS against right-handers...hit 10 home runs in 89 at bats against lefties (8.9 at bats per home run), eight in 300 at bats against righties (37.5

at bats per home run)...had a .316 average with runners in scoring position...was 5-for-13 (.385) with a double, two home runs, 14 RBI and a walk with the bases loaded...hit 13 of his 18 home runs in road ballparks...started 62 games at second base, 26 at third base, seven at designated hitter and one in center field...committed seven errors as a second baseman (.974 fielding percentage) and four as a third baseman (.922)...hit .360 as a third baseman, .249 as a second baseman and .138 as the designated hitter...made 72 starts batting second but started games in each of the first five spots in the batting order...was rated as the A's third-best prospect by MiLB.com and *Baseball America* following the season...was also named an A's Organizational All-Star by MiLB.com...was the RockHounds Opening Day starter at third base on April 8 at Amarillo and went 3-for-5 with two home runs and five RBI...it was his second career two-homer game and the first round tripper was a grand slam...the five RBI matched his career high...began the year with a season-high 14-game hitting streak through April 26 (24-for-68, .353) and reached base safely in 30 of his first 31 games through May 17 (.360 batting average, .411 on-base percentage)...had a season-high four hits April 10 at Amarillo...struck out a career-high four times April 15 against Corpus Christi (also Aug. 13 at Tulsa)...hit .329 in 18 games in April and then batted .301 in 21 games in May...had a 10-game hitting streak from May 5 to 17...went 19-for-42 (.451) with 10 runs, four doubles, a triple, two home runs, 14 RBI and seven walks during the streak...had eight consecutive multiple hit games from May 6-15 and four straight multi-RBI games from May 6-10 (11 RBI total)...connected for his second two-homer game of the season and third of his career when he went 2-for-3 with a career-high tying five RBI on May 8 at Amarillo...reached base safely in 24 consecutive games from May 24 to Aug. 16...hit .270 with a .365 on-base percentage during the streak...was placed on the injured list May 29 with an anterior labral tear and missed nearly seven weeks...was reinstated July 14...hit .315 with eight stolen bases in 39 games before the injury, .235 with two steals in 57 games after the injury...belted his second grand slam of the season July 17 at Frisco...had six home runs over his first 53 games through Aug. 7...then slugged 12 home runs over his final 43 contests...had six home runs and 23 RBI in 24 games in August...also hit six home runs in 24 games in September...was batting .271 with 13 home runs and 61 RBI in 87 games with Midland when he was moved up to Las Vegas Sept. 19...went 9-for-35 (.257) with a double, five home runs and five RBI in nine games with the Aviators...had his third two-homer game of the season and the fourth of his career Sept. 26 at Sacramento...hit .228 with three home runs and seven RBI in 21 games with Mesa in the Arizona Fall League following the season.

2021—Played for three different teams in his professional debut and hit a combined .333 with seven home runs and 30 RBI in 36 games...added 20 walks for a .422 on-base percentage...slugged .565 and had a .987 OPS...was successful in 13-of-15 (86.7%) stolen base attempts...tied for eighth in the A's farm system in stolen bases...hit .336 with six of his seven home runs against right-handed pitchers compared to .318 against left-handers...batted .447 with runners in scoring position...was 3-for-4 (.750) with two doubles and nine RBI with the bases loaded...had a .344 batting average and five of his seven home runs in his home ballparks...hit .345 in the sixth inning or later...started 34 games on defense, all at third base...committed nine errors for a .871 fielding percentage...batted second in the order 32 times and had one game each in the three, seven, eight and nine spots...was rated as the A's No. 2 prospect by *Baseball America* following the season...signed with the A's on July 24 and made his professional debut with the A's affiliate in the Arizona Complex League on Aug. 9 at the Giants-Black...went 2-for-2 with two RBI and a career-high two stolen bases that day and was promoted to Low-A Stockton on Aug. 10...hit .298 with seven home runs and 22 RBI in 32 games with the Ports...during his time at Stockton (Aug. 10-Sept. 25), he tied for third in the Low-A West in runs (26), home runs and extra base hits (16), ranked fourth in total bases (68), tied for fourth in walks (19) and fifth in RBI, slugging (.548) and OPS (.941)...hit his first professional home run on Aug. 24 against Inland Empire and homered five times over a 10-game span from Aug. 24 to Sept. 8...hit .426 (23-for-54) with 14 runs, six doubles, six home runs, 17 RBI and eight walks over a 13-game stretch from Aug. 26 to Sept. 14...had a career-high five RBI in a 9-3 win over Fresno on Sept. 2...was 5-for-6 with four runs scored, a double, two home runs and four RBI on Sept. 14 vs. Modesto...the hits and home runs were career highs...was moved up to Triple-A Las Vegas on Sept. 26...hit safely in each of his three games with the Aviators, going 7-for-12 (.583) with six RBI...matched his career high with five RBI on Sept. 27 against Oklahoma City.

PERSONAL/MISCELLANEOUS

Zachary Dunn Gelof was originally signed by A's scout Tripp Faulk...graduated from Cape Henlopen High School (Del.) and was named 2018 Delaware Gatorade Player of the Year...attended the University of Virginia where he hit .316 with 16 home runs, 91 RBI and 32 stolen bases in 137 games in three seasons.

LIFETIME PLAYING RECORD

Year	Club	AVG.	G	AB	R	H	2B	3B	HR	RBI	SH	SF	HP	BB	SO	SB	CS	OBP	SLG	E
2021	ACL A's	1.000	1	2	1	2	0	0	0	2	0	0	1	0	0	2	0	1.000	1.000	0
	Stockton	.298	32	124	26	37	8	1	7	22	0	1	1	19	36	11	2	.393	.548	8
	Las Vegas	.583	3	12	3	7	1	0	0	6	0	0	0	1	2	0	0	.615	.667	1
2022	Midland	.271	87	354	54	96	16	2	13	61	0	1	0	47	110	9	2	.356	.438	9
	Las Vegas	.257	9	35	7	9	1	0	5	5	0	0	0	3	11	1	0	.316	.714	2
2023	Las Vegas	.304	69	263	60	80	21	1	12	44	1	1	2	41	86	20	5	.401	.529	8
	OAKLAND	.267	69	270	40	72	20	1	14	32	0	1	3	26	82	14	2	.337	.504	3
Major League Totals		.267	69	270	40	72	20	1	14	32	0	1	3	26	82	14	2	.337	.504	3
Minor League Totals		.292	201	790	151	231	47	4	37	140	1	3	4	111	245	43	9	.381	.503	28

CAREER TRANSACTIONS

2018 — Selected by the Cleveland Indians organization in the 38th round of the First-Year Player Draft, did not sign. **2021** — Selected by the Oakland Athletics organization in the 2nd round of the First-Year Player Draft.

WORLD BASEBALL CLASSIC RECORD

Year	Club	AVG.	G	AB	R	H	2B	3B	HR	RBI	SH	SF	HP	BB	SO	SB	CS	OBP	SLG	E
2023	Israel	.000	4	13	0	0	0	0	0	0	0	0	0	1	7	0	0	.071	.000	0

GELOF'S CAREER BESTS

Hits: 4 (twice), last: August 16, 2023 at St. Louis
 Home Runs: 2, August 13, 2023 at Washington
 Runs Batted In: 3, September 30, 2023 at Los Angeles (AL)
 Stolen Bases: 2 (twice), last: July 29, 2023 at Colorado
 Hitting Streak: 9, September 15 to 23, 2023
 Hitless Streak (At Bats): 13, August 28 to September 1, 2023
 Game Ending RBI: None
 Grand Slams: None
 Pinch-Hit Home Runs: None
 Inside-The-Park Home Runs: None
 Lead Off Home Runs: None

**RIGHT-HANDED PITCHER****Height/Weight:** 5-10 / 182**Bats/Throws:** Right / Right**Birthdate:** August 26, 1992**Opening Day Age:** 31**Birthplace/Resides:** Lexington, Kentucky / Lexington, Kentucky**Major League Service:** 5 years, 57 days**Obtained:** Signed as a free agent, December 21, 2023**Contract Status:** First year of a one-year contract through 2024
 [Updated Stats](#)
CAREER HIGHLIGHTS

Has spent parts of eight seasons in the majors with six different teams...is 16-15 with six saves and a 4.65 ERA in 255 career relief appearances with the Angels (2015), Nationals (2016-18), Giants (2019-20), Brewers (2022), Mets (2023) and Mariners (2023)...was originally drafted by San Diego in 2013 and was traded the Angels organization July 18, 2014...made his Major League debut a year later with Los Angeles, logging a 3.02 ERA in 48 relief appearances as a rookie...pitched in just 33 games in his three years with the Nationals...had a career-high four saves in 15 games in the pandemic-shortened 2020 season with San Francisco, but had a 10.03 ERA.

2023 HIGHLIGHTS

- Began the season with Seattle and was 0-3 with a 4.03 ERA in 30 relief appearances when he was traded to New York (NL) on July 3...was 0-2 with a 4.34 ERA in 34 games with the Mets and combined for an 0-5 record, one save, a 4.19 ERA and .712 opponents OPS in a career-high 64 relief appearances overall.
- Also had career highs in strikeouts (62), innings pitched (58.0), losses, hits (63), runs (34), walks (19) and hit batters (4).
- Had more strikeouts than innings pitched for the second time in his career (also 2019 with San Francisco).
- Allowed a .267 opponents batting average, which broke down to .222 (32-for-144) with a .586 OPS against right-handed hitters compared to .337 (31-for-92) with a .908 OPS against left-handers...his career splits are .224 with a .647 OPS against righties, .280 with an .815 OPS against lefties.
- Had a .191 opponents batting average with the bases empty, .339 with runners on...yielded a .348 average with runners in scoring position and opponents were 5-for-7 (.714) with a double with the bases loaded.
- Allowed 14-of-22 (63.6%) inherited runners to score, which was the second highest percentage in the majors among relievers with 20 or more inherited runners (Herget, LAA 65.0%).
- First batters faced were 16-for-60 (.267) with two walks and two hit by pitches.
- Compiled a 2.60 ERA at T-Mobile Park and a 3.24 ERA at Citi Field...combined for a 2.91 ERA and .573 opponents OPS in 36 home games, a 6.00 ERA and .883 OPS in 28 road games...first batters faced were 4-for-35 (.114) at home, 12-for-25 (.480) on the road.
- Had a 0.79 ERA in 12 appearances when pitching on no days rest.
- Compiled a 1.04 ERA in the eighth inning when first batters faced were 1-for-17 with a walk.
- The opponents clean-up hitter was 1-for-19 (.053) against him but the three hitter batted .474.
- **DAY-BY-DAY:** Was on his fifth career Opening Day roster (2018-20, 22-23) and did not allow an earned run over his first six appearances (6.1 ip, 7 h, 3 r, 5 so)...made his 200th career appearance April 18 against Milwaukee (1.0 ip, 1 uer, 1 so)...inherited five runners over a three-game stretch from May 14-19 and allowed all five to score...did not allow a run in 12 of his 13 appearances in May for a 0.77 ERA...however, allowed 5-of-7 (71.4%) inherited runners to score...then surrendered a career-high tying five runs in one inning of work on June 4 at Texas and had a 3.38 ERA in 28 relief appearances when he was placed on the 15-day injured list June 6 retroactive to June 5 with a lower back muscle spasm...was sent to Triple-A Tacoma on a rehab assignment June 21 and pitched twice (2.2 ip, 2 h, 1 bb, 2 so) before he was reinstated from

the IL on June 27...allowed at least one run in each of his first games following his return before he was traded with pitcher Christopher Flexen to the New York Mets on July 3 for pitcher Zach Muckenhirn...made his Mets debut with a scoreless inning of relief at Arizona on July 6...had his first career pickoff July 8 at San Diego...picked off Xander Bogaerts at first base in the ninth inning...allowed seven runs in 1.2 innings over a four-game stretch from July 16-22...then had a career-high tying 11.1-inning scoreless streak from July 23 to Aug. 17...capped the streak with his lone save of the season on Aug. 17...struck out a career-high tying three batters on Aug. 28 against Texas but allowed two runs on three hits and a walk in 1.0 innings and took the loss...did not allow a run in 10 of his final 12 appearances beginning Aug. 30 (1.59 ERA)...matched his career high with two walks on Sept. 16 against Cincinnati...was charged with his fifth and final loss of the season on Sept. 19 at Miami to extend his losing streak to seven games dating back to Oct. 2...posted a 1.74 ERA and .184 opponents batting average in 11 games in September but allowed 4-of-5 (80.0%) inherited runners to score.

CAREER

2022—Went 3-4 with a 4.14 ERA while walking 12 and striking out 44...earned his first win of the season April 27 against Pittsburgh, pitching 0.1 innings with one strikeout...recorded three strikeouts in two games, pitching a complete inning in both games...had a five-game streak with no hits allowed twice in the season (April 27-May 9 and Aug. 9 - Sept. 25).

2021—Spent the season at Triple-A Sacramento in the Giants system and went 1-3 with a 4.10 ERA and three saves in 43 games, including his first professional start...struck out 53 batters in 41.2 innings...signed as a free agent with Milwaukee on Nov. 3.

2020—Went 1-2 with a 10.03 ERA and four saves in 15 relief outings with San Francisco...began the season as the team's closer...retired 12 of 15 first batters faced...stranded all three inherited runners...over a three-game stretch from Aug. 14-17 allowed 11 runs on seven hits in 1.1 innings, taking two losses...surrendered five home runs during this stretch...posted a 1.74 ERA over his other 12 appearances...was on the 10-day injured list from Sept. 13 through the remainder of the season, retroactive to Sept. 10, with right elbow inflammation.

2019—Was traded by Washington to San Francisco in exchange for cash on Feb. 13...went 7-0 with a 4.44 ERA and one save in a career-high 50 relief appearances...held opponents to a .216 batting average with 57 strikeouts in 52.2 innings...retired 38 of 50 first batters faced...stranded 28 of 35 inherited runners...notched his first Major League save in a 10-9, 11-inning win on Aug. 16 at Arizona...was on the injured list twice: May 25-June 4 (right forearm strain) and Aug. 27-end of season (right elbow strain).

2018—Went 0-2 with a 5.68 ERA in 20 relief appearances with Washington...made his first career Opening Day roster...had five stints with the team...retired 12 of 20 first batters faced...stranded all eight inherited runners...went 1-1 with a 3.68 ERA and three saves in 28 relief appearances at Triple-A Syracuse...held International League opponents to a .215 batting average with 38 strikeouts in 29.1 innings.

2017—Spent most of the season at Triple-A Syracuse and went 2-0 with a 3.86 ERA and four saves in 30 relief appearances...went 1-0 with a 30.00 ERA in four relief appearances with Washington during two stints (June 12-14 and July 14-16)...underwent surgery to repair a bilateral sports hernia and missed the remainder of the season (did not pitch after July 21).

2016—Spent most of the season at Triple-A Syracuse and went 3-3 with a 4.35 ERA and one save in 33 relief appearances...went 0-0 with a 1.50 ERA in nine relief appearances with Washington after he was recalled on Sept. 2...retired 7 of 9 first batters faced...stranded 5 of 7 inherited runners.

2015—Went 4-2 with a 3.02 ERA in 48 relief appearances with Los Angeles (AL) during his first Major League season...retired 36 of 48 first batters faced...stranded 13 of 22 inherited runners...made his ML debut on June 14 vs. Oakland...his first career strikeout was Eric Sogard...earned his first ML win in a 3-2, 10-inning victory on June 28 vs. Seattle...was a Texas League All-Star at Dou-

ble-A Arkansas, going 1-0 with a 3.20 ERA and eight saves in 18 relief appearances...also made seven scoreless relief appearances at Triple-A Salt Lake to earn his promotion to the majors on June 13...was traded to Washington, along with right-handed pitcher Michael Brady, in exchange for infielder Yunel Escobar on Dec. 10.

2014—Was a California League All-Star at Single-A Lake Elsinore as he ranked fourth in the league in saves (16)...was traded by San Diego to Los Angeles (AL) as part of a six-player deal on July 18...played in the 2014 Arizona Fall League with the Mesa Solar Sox, going 0-0 with a 6.14 ERA and one save in eight relief appearances...was an AFL Rising Star.

2013—Made his professional debut going 2-2 with a 2.50 ERA (10 ER, 36.0 IP) in 31 games between Single-A Fort Wayne and Low-A Eugene in the San Diego system.

PERSONAL/MISCELLANEOUS

Trevor Vaughan Gott was originally signed by Padres scout Mark Conner...has a daughter named Carson...graduated from Tates Creek High School, where he was the 2010 Gatorade Kentucky High School Player of the Year as a senior...attended the University of Kentucky, where he posted the single-season save record in 2012 (9) and 2013 (12) and notched a school-record 23 career saves.

LIFETIME PITCHING RECORD

Year	Club	W	L	ERA	G	GS	CG	SHO	SV	IP	H	R	ER	HR	HB	BB	IBB	SO	WP	BK
2013	Eugene	0	0	2.08	4	0	0	0	0	4.1	4	2	1	0	0	3	0	8	0	0
	Fort Wayne	2	2	2.56	27	0	0	0	4	31.2	23	11	9	1	2	12	0	33	1	0
2014	Lake Elsinore	2	4	3.16	29	0	0	0	16	31.1	28	13	11	3	1	9	2	31	1	0
	San Antonio	0	0	4.63	10	0	0	0	0	11.2	11	8	6	0	0	9	0	11	0	0
	Arkansas	2	1	1.53	13	0	0	0	2	17.2	11	3	3	0	0	7	0	18	1	0
2015	Arkansas	1	0	3.20	18	0	0	0	8	19.2	19	9	7	0	1	7	0	20	1	0
	Salt Lake	0	0	0.00	7	0	0	0	0	8.1	7	0	0	0	1	5	0	10	0	0
	LOS ANGELES (AL)	4	2	3.02	48	0	0	0	0	47.2	43	18	16	2	3	16	3	27	1	0
2016	Syracuse	3	3	4.35	33	0	0	0	1	39.1	44	20	19	2	3	13	1	31	1	0
	GCL Nationals	0	1	9.00	1	0	0	0	0	2.0	4	2	2	0	1	0	0	2	1	0
	Auburn	0	0	4.50	1	0	0	0	0	2.0	3	1	1	0	0	0	0	2	0	0
2017	WASHINGTON	0	0	1.50	9	0	0	0	0	6.0	6	1	1	0	1	3	1	6	0	0
	Syracuse	2	0	3.86	30	0	0	0	4	37.1	39	19	16	2	1	13	1	35	5	0
	WASHINGTON	1	0	30.00	4	0	0	0	0	3.0	11	10	10	1	0	3	1	3	1	0
2018	WASHINGTON	0	2	5.68	20	0	0	0	0	19.0	19	13	12	4	2	10	1	15	2	0
	Syracuse	1	1	3.68	28	0	0	0	3	29.1	23	16	12	1	4	8	1	38	2	0
2019	SAN FRANCISCO	7	0	4.44	50	0	0	0	1	52.2	41	26	26	4	2	17	0	57	1	0
2020	SAN FRANCISCO	1	2	10.03	15	0	0	0	4	11.2	13	13	13	7	1	8	0	8	0	0
2021	Sacramento	1	3	4.10	43	1	0	0	3	41.2	37	22	19	4	1	16	1	53	1	0
2022	Wisconsin	0	1	13.50	2	0	0	0	0	2.0	4	3	3	0	0	0	0	3	0	0
	Nashville	0	0	0.00	3	0	0	0	0	3.2	2	0	0	0	0	1	0	5	0	0
	MILWAUKEE	3	4	4.14	45	0	0	0	0	45.2	35	25	21	8	3	12	0	44	0	0
2023	SEATTLE	0	3	4.03	30	0	0	0	0	29.0	33	19	13	2	2	8	1	32	0	0
	Tacoma	0	0	0.00	2	0	0	0	0	2.2	2	0	0	0	0	1	0	2	0	0
	NEW YORK (NL)	0	2	4.34	34	0	0	0	1	29.0	30	15	14	2	2	11	2	30	0	0
Major League Totals		16	15	4.65	255	0	0	0	6	243.2	231	140	126	30	16	88	9	222	5	0
Minor League Totals		14	16	3.45	251	1	0	0	41	284.2	261	129	109	13	15	104	6	302	14	0

CAREER TRANSACTIONS

2013 — Selected by the San Diego Padres organization in the sixth round of the First-Year Player Draft. **2014** — Traded to the Los Angeles Angels with pitcher Huston Street for minor league pitchers R.J. Alvarez and Elliot Morris and minor league infielders Taylor Lindsey and Jose Rondon, July 18. **2015** — Traded to the Washington Nationals with minor league pitcher Michael Brady for infielder Yunel Escobar and cash, December 10. **2019** — Traded to the San Francisco Giants for cash considerations, February 13. On the injured list, May 25 to June 4. On the injured list, August 27 to November 3. **2020** — On the injured list, September 10 to 27. **2021** — Elected free agency, October 4; signed by the Milwaukee Brewers, November 3. **2022** — On the injured list, June 6 to 24; included rehabilitation assignment to Wisconsin, June 21 to 24. On the injured list, August 11 to September 20; included rehabilitation assignment to Nashville, September 13 to 20. Elected free agency (contract non-tender), November 18; signed by the Seattle Mariners, November 30. **2023** — On the injured list, June 5 to 26; included rehabilitation assignment to Tacoma, June 21 to 26. Traded to the New York Mets with pitcher

Christopher Flexen for pitcher Zach Muckenhirn, July 3. Elected free agency (contract non-tender), November 17; signed by the Oakland Athletics, December 21.

GOTT'S CAREER BESTS

Low Hit Complete Game: None

Innings Pitched: 2.0 (11 times), last: April 14, 2022 vs. St. Louis


Strikeouts: 3 (eight times), last: August 28, 2023 vs. Texas

Pitches: 52, June 14, 2017 vs. Atlanta

Longest Winning Streak: 8, April 1, 2019 to August 11, 2020

Longest Losing Streak: 7, October 2, 2022 to present

Longest Scoreless Streak: 11.1 (twice), last: July 23 to August 17, 2023

**INFIELDER****Height/Weight:** 6-3 / 210**Birthdate:** June 24, 1998**Birthplace/Resides:** Arlington Heights, Illinois / Olympia, Washington**Major League Service:** None**Obtained:** Selected in the seventh round of the 2021 First-Year Player Draft**Contract Status:** First year of a one-year contract through 2024
 [Updated Stats](#)
Bats/Throws: Right / Right**Opening Day Age:** 25**NON-ROSTER INVITEE****CAREER HIGHLIGHTS**

Was the A's seventh round selection in the 2021 First-Year Player Draft and is a .280 hitter with 29 home runs, 139 RBI and an .820 OPS in 245 games in three professional seasons...also has 110 walks and 29 hit by pitches for a .376 on-base percentage...has played in 208 games at third base, 27 at second base and six at shortstop...was rated as the A's 10th-best prospect by MLB.com in 2023...was named an A's Organizational All-Star by MLB.com in 2022...played for Mesa in the Arizona Fall League following the 2023 season.

2023 HIGHLIGHTS

- Split his season between Double-A Midland and Triple-A Las Vegas and batted a combined .279 with nine home runs, 62 RBI and an .807 OPS in 105 games.
- Had career highs in on-base percentage (.383), doubles (23), triples (3) and hit by pitches (17) and matched his best in walks (50).
- Was successful in 10-of-11 (90.9%) stolen base attempts.
- Led the A's farm system in hit by pitches, ranked sixth in on-base percentage, ninth in batting, 10th in OPS and tied for 10th in RBI and walks (50).
- Batted .291 (82-for-282) with an .833 OPS against right-handed pitchers compared to .248 (26-for-105) with a .737 OPS against left-handers.
- Hit .238 with the bases empty, .324 with runners on...had a .303 average with runners in scoring position.
- Seven of his nine home runs were solo shots and seven came in his home ballparks.
- Started 96 games at third base, four at designated hitter, three at second base and one at shortstop...made nine errors as a third baseman (.966 fielding percentage)...also had one error at shortstop.
- Made starts in every spot in the order except first, fourth and fifth...saw his most action with 54 starts in the three spot.
- Was rated as the A's 10th-best prospect by MLB.com.
- Played for Mesa in the Arizona Fall League following the season and hit .192 with two RBI in 17 games...walked 15 times and was hit by a pitch twice for a .391 on-base percentage
- **DAY-BY-DAY:** Began the season at Double-A Midland and reached base safely in 26 of his first 27 games through May 11...hit .327 with a .450 on-base percentage over that span...drove in a run in seven consecutive games from April 21-30 (10 RBI total)...hit .328 with a .459 on-base percentage in 18 games in April...equaled his career high with four RBI on May 7 against Frisco...hit .180 over a 12-game stretch from May 12-27...batted .292 with a home run and 21 RBI in 24 games in May, giving him a .307 average and 36 RBI in 42 games over the first two months of the season...then hit .171 with seven RBI in 21 games in June...batted .143 over a 15-game stretch from June 1-21...then reached base safely in 18 consecutive games from June 22 to July 21...hit .349 with a .475 on-base percentage during the streak...had a season-high eight-game hitting streak from June 28 to July 9...went 12-for-27 (.444) with five walks, two hit by pitches (.559 on-base percentage) and seven RBI during the streak...was hitting .283 with five home runs and 48 RBI in 69 games with Midland when he was promoted to Las Vegas on July 14...batted .271 with four home runs and 14 RBI in 36 games in his Triple-A debut...went 0-for-5 with a career-high four strikeouts July 22 at Salt Lake...batted .333 in 18

games in July...had his second career two-homer game and matched his career high with four hits on Aug. 31 against Salt Lake...was placed on the injured list Sept. 10 with a concussion and missed the remainder of the season.

CAREER

2022—Began his first full professional season at High-A Lansing and hit .304 with seven home runs and 18 RBI in 29 games before he was moved up to Double-A Midland...batted .286 with 10 home runs and 45 RBI in 84 games with the RockHounds...combined for a .290 batting average, 17 home runs, 63 RBI and an .849 OPS in 113 games overall...had career highs in batting, slugging (.475), OPS, runs (73), hits (121), home runs, RBI, walks (50), stolen bases (11), extra base hits (41), games and strikeouts (83)...ranked second in the A's farm system in OPS and runs, third in batting, slugging and hits, fourth in on-base percentage (.374), tied for fifth in extra base hits, seventh in RBI, eighth in doubles (22) and home runs, tied for eighth in walks and tied for 10th in stolen bases...hit .304 with an .884 OPS against left-handed pitchers, .286 with an .838 OPS and 14 of his 17 home runs against right-handers...started 86 games at third base, 21 at second base and four at designated hitter...committed nine errors as a third baseman (.958 fielding percentage) and three as a second baseman (.970)...made starts at every spot in the batting order except eighth and had his most starts hitting second (32)...hit .366 with five home runs and 11 RBI in 12 game hitting clean-up...was named an A's Organizational All-Star by MLB.com...finished April with a .302 batting average and .422 on-base percentage in 15 games and then hit .328 with a .413 on-base percentage, seven home runs, 16 RBI and a 1.148 OPS in 18 games in May...went 14-for-37 (.378) with six home runs and 11 RBI over a 10-game stretch from May 4-17...had his first career two-homer game May 11 against Dayton...was promoted to Midland on May 27 and went 11-for-23 (.478) with five multiple hit games, five doubles, a home run and five RBI in his first six games at the Double-A level...homered in three straight games from July 3-6 ...had his first career four-hit game July 31 against San Antonio...that began a career-high 10-game hitting streak that ran through Aug. 16...went 16-for-40 (.400) with 11 runs, seven RBI and six stolen bases during the streak...stole a career-high three bases Aug. 12 at Tulsa...batted .316 with seven stolen bases in 20 games in August...went 13-for-34 (.372) with 10 RBI over his final 10 games beginning Sept. 4.

2021—Made his professional debut with the A's affiliate in the Arizona Complex League and played in two games before he was transferred to High-A Lansing on Aug. 11...appeared in 25 games with the Lugnuts and batted .238 with three home runs and 14 RBI in 27 games overall...added 10 walks and four hit by pitches for a .347 on-base percentage...hit .318 against left-handed pitchers compared to .210 against right-handers...connected for all three of his home runs against righties...started 17 games at third base, four at shortstop and three at second base...made one error each at shortstop and third base...made starts in the five (nine games), two (eight games), six (seven games) and four (one game) spots in the order...made his debut on Aug. 9 at the Giants-Black and singled, walked and drove in a run in two plate appearances...was 2-for-3 (.667) with three RBI in two games when he was moved up to Lansing on Aug. 11...hit .222 with three home runs and 11 RBI in 25 games with the Lugnuts...hit his first professional home run Aug. 14 against Dayton and all three of his home runs came over a five-game stretch from Aug. 14-19...hit his first career grand slam and drove in a career-high four runs Aug. 19 at Great Lakes.

PERSONAL/MISCELLANEOUS

Brett Steven Harris was originally signed by A's scout James Coffman...graduated from John Hershey High School...redshirted at Houston in 2017 before transferring to Central Arizona College...then batted .324 with a .427 on-base percentage, 10 home runs and 78 RBI in three seasons at Gonzaga University...was named a *Collegiate Baseball* Third-Team All-American in 2021.

LIFETIME PLAYING RECORD

Year	Club	AVG.	G	AB	R	H	2B	3B	HR	RBI	SH	SF	HP	BB	SO	SB	CS	OBP	SLG	E
2021	AZL Athletics	.667	2	3	2	2	0	0	0	3	0	0	0	2	0	0	0	.800	.667	0
	Lansing	.222	25	81	14	18	3	0	3	11	1	0	4	8	20	3	1	.323	.370	2
2022	Lansing	.304	29	102	22	31	7	0	7	18	0	1	1	19	21	0	0	.415	.578	5
	Midland	.286	84	315	51	90	15	2	10	45	5	2	7	31	62	11	5	.361	.441	7
2023	Midland	.283	69	258	44	73	16	3	5	48	1	3	12	40	42	6	1	.399	.426	6
	Las Vegas	.271	36	129	19	35	7	0	4	14	3	0	5	10	27	4	0	.347	.419	4
Minor League Totals		.280	245	888	152	249	48	5	29	139	10	6	29	110	172	24	7	.376	.444	24

CAREER TRANSACTIONS

2021 — Selected by the Oakland Athletics organization in the seventh round of the First-Year Player Draft.

**LEFT-HANDED PITCHER****Height/Weight:** 6-2 / 208**Bats/Throws:** Right / Left**Birthdate:** December 26, 1996**Opening Day Age:** 27**Birthplace/Resides:** Lafayette, Louisiana / Houston, Texas**Major League Service:** 70 days**Obtained:** Selected in the 3rd round of the 2018 First-Year Player Draft**Contract Status:** First year of a one-year contract through 2024[Updated Stats](#)**CAREER HIGHLIGHTS**

Was the A's third-round selection in the 2018 draft and made his Major League debut in 2023, going 3-6 with a 7.14 ERA in 14 games, including six starts...is 4-13 with a 4.18 ERA in 53 games, including 49 starts, as a minor leaguer...has 225 strikeouts in 185.1 innings, an average of 10.93 per nine innings...missed the 2018 and 2021 seasons due to ulnar collateral ligament problems that eventually led to "Tommy John" surgery...also did not pitch in 2020 due to the pandemic...was named an A's Organizational All-Star by MiLB.com in 2019 and 2022...pitched for Mesa in the Arizona Fall League in 2021.

2023 HIGHLIGHTS

- Split his season between Triple-A Las Vegas and Oakland...went 3-6 with a 7.14 ERA and .817 opponents OPS in 14 games, including six starts, in his Major League debut over three stints with the A's...was also 1-4 with a 6.47 ERA and .880 OPS in 15 games, 14 starts, with the Aviators.
- Went 0-1 with an 11.57 ERA and 1.040 opponents OPS over his first five games at the ML and minor league level (four with Las Vegas, one with Oakland)...then posted a 2-0 record, a 2.16 ERA and .517 OPS over his next eight games from May 4 to June 13 (four with Las Vegas, four with Oakland)...finished the season by going 2-9 with an 8.91 ERA and .980 OPS over his final 16 games (nine with Oakland, seven with Las Vegas).
- Allowed a .269 opponents batting average with Oakland, which broke down to .258 (51-for-198) with a .807 OPS against right-handed hitters compared to .314 (16-for-51) with a .858 OPS against left-handers...surrendered 25 of his 30 home runs to righties, including nine of his 10 home runs.
- Opponents hit .400 with runners in scoring position and were 4-for-7 (.571) with a double and walk with the bases loaded.
- Seven of his eight relief appearances came in games started by an opener...tossed at least 3.1 innings in seven of his relief appearances, including 5.0 or more three times...the one exception was 0.1 innings in a traditional relief appearance in his ML debut...was 1-5 with a 7.80 ERA and .942 opponents OPS in his six starts, 2-1 with a 6.55 ERA and .696 OPS in eight relief appearances.
- As a starter, opponents hit .229 against him the first time through the order, .326 the second time and .414 the third time.
- Was 2-3 with a 5.79 ERA and .679 opponents OPS in eight games in Oakland, 1-3 with a 9.12 ERA and 1.002 OPS in six games on the road.
- Compiled a 2-3 record and a 6.02 ERA in eight games against American League teams, a 1-3 record and a 9.13 ERA in six interleague contests.
- His 6.47 ERA with Las Vegas was the highest of his three minor league seasons, as was his .269 opponents batting average...had minor league career highs in hits (60), runs (44) and home runs (12).
- Walked 38 batters in 57.0 innings, an average of 6.00 per nine innings, and had a .382 opponents on-base percentage...struck out just 55 for a strikeout-to-walk ratio of 1.45.
- His opponents batting average broke down to .251 (43-for-171) with an .841 OPS against right-handed hitters compared to .327 (17-for-52) with a .997 OPS against left-handers.
- Yielded a .236 average with runners in scoring position.

- Had a .229 opponents batting average the first time through the order, .307 after that.
- However, compiled a 7.52 ERA over innings 1-3, a 3.86 ERA from the fourth inning on.
- Held the three hitter in the order to a .125 batting average but the eight hitter batted .360.
- Opponents hit .159 with two strikes but they were 13-for-21 (.619) with a double, triple and home run when putting the first pitch in play.
- Tossed five innings or fewer in 14 of his 15 appearances, including fewer than five innings 10 times.
- **DAY-BY-DAY:** Began the year at Las Vegas and walked a minor league career-high six batters in 1.2 innings in his first start on April 4 against Oklahoma City...tossed 2.2 scoreless innings in his next start five days later against the Dodgers and was 0-1 with a 6.23 ERA in two starts when he was recalled by Oakland on April 14...made his Major League debut that night against the Mets...entered the game to start the fifth inning with the A's trailing 6-3...retired the first batter he faced (Vogelbach groundout) but his next seven batters were BB, BB, BB, HBP, BB, 2B, BB...walked a career-high five batters in 0.1 innings to become the sixth AL, NL or FL pitcher since 1901 to walk five or more in his debut while pitching less than an inning (last: Justin Dunn, Sept. 12, 2019 for Seattle)...allowed six runs, which matched the most by A's pitcher in a debut of fewer than one inning (Sam Gray, April 19, 1924 at Boston; James York, Sept. 12, 1919 vs. CWS)...was optioned back to the Las Vegas the next day...yielded six runs in 7.0 innings over his first two starts but then had no decisions and a 1.83 ERA over his next four starts...struck out a minor league season-high six batters in back-to-back starts on May 16 and 21 at Salt Lake...tossed a career-high 85 pitches in the latter contest...was 0-0 with a 3.38 ERA in six starts during his second stint with the Aviators when he was recalled by Oakland on May 27...went 2-0 with a 2.45 ERA, .184 opponents batting average and .501 OPS over his first four games following his return...tossed 5.0 scoreless innings in relief of opener Adam Pruitt on May 27 against Houston...struck out Kyle Tucker in the fourth inning for his first career strikeout...picked up his first win in his first start on June 7 at Pittsburgh, a 9-5 A's victory (5.0 ip, 4 h, 3 r, 3 er, 3 bb, 2 so)...also won his next appearance June 13 against Tampa Bay in relief of Shintaro Fujinami...allowed just one run in a career-high 7.0 innings...it tied for the sixth longest outing by a reliever in Oakland history and was the longest since Reggie Harris logged 7.0 innings on Aug. 14, 1990 against Boston...then went 0-6 with an 8.27 ERA, .307 opponents batting average and .954 OPS over his next eight games from June 18 to Aug. 2...the losing streak matched the longest by an Athletic in 2023 (Kaprielian, April 9-May 31)...was charged with the first loss of his career June 18 against Philadelphia when he allowed two runs in 6.0 innings in a 3-2 loss...struck out a career-high seven...allowed a career-high nine hits in a 10-4 loss to New York (AL) on June 29...logged a career-high 105 pitches in 4.2 innings in a 9-0 loss at Detroit on July 6...surrendered a career-high eight runs in a 10-1 loss in a start at Los Angeles (NL) on Aug. 2...also yielded a career-high three home runs, matched his high with nine hits and tossed 3.0 innings, which was his shortest outing as a starter...was 2-6 with a 6.10 ERA in 12 games, six starts, during his second stint with Oakland when he was optioned to Las Vegas Aug. 3...made two starts with the Aviators, including Aug. 15 at Reno when he allowed a career-high 11 runs on a career-high 10 hits in 2.1 innings in a 17-12 loss...was recalled by Oakland a third time on Aug. 22 and picked up the win in relief that day against Kansas City to snap his six-game losing streak (3.2 ip, 5 h, 4 r, 4 er, 2 bb, 5 so)...was sent back to Las Vegas the next day and finished the season with the Aviators, going 0-1 with a 6.30 ERA over his final five appearances...tossed a minor league season-high 6.0 innings in a 9-1 loss to Sacramento on Sept. 5...surrendered a career-high four home runs and allowed three more round-trippers in his next start on Sept. 12 at Round Rock.

CAREER

2022—Pitched for three different teams in the A's farm system and was a combined 2-4 with a 3.42 ERA and .626 opponents OPS in 23 games, including 22 starts, with High-A Lansing, Double-A Midland and Triple-A Las Vegas...struck out 105 batters in 73.2 innings, an average of 12.83 strikeouts per nine innings...had nearly as many walks (43) and hit batters (7) as hits (51)...held the opposition to a .192 batting average but allowed a .318 on-base percentage...surrendered just six home runs and had a .308 opponents slugging percentage...tied for fourth in the A's farm system in games started and tied for sixth in strikeouts...combined for a 1-1 record, a 1.59 ERA, .130 opponents batting average and .442 OPS in 15 games with Lansing and Midland...then went 1-3 with a 6.35 ERA, .277 opponents average and .880 OPS in eight starts with Las Vegas...his

opponents batting average broke down to .175 with a .581 OPS against right-handed hitters compared to .234 with a .729 OPS against left-handers...allowed a .161 average with runners in scoring position...opponents were 1-for-9 (.111) with a grand slam and four strikeouts with the bases loaded...yielded a .140 batting average with two strikes...opponents hit .259 in the first inning, .160 from the second inning on...held the opponents leadoff hitter to a .104 batting average and .214 on-base percentage...the five hitter was 1-for-27 (.037)...combined for a 1-0 record and a 2.49 ERA in 13 games on the road compared to 1-4 with a 4.75 ERA in 10 starts in his home ballparks...tossed 3.0 innings or fewer in each of his eight starts with Lansing and logged 5.0 innings or fewer in all 23 outings...allowed two hits or fewer 16 times but walked two or more 15 times...was named an A's Organizational All-Star by MiLB.com...began the season on the injured list with a strained left rib cage muscle...was reinstated on April 23 and allowed two runs in 1.0 innings in a start on April 24 against Fort Wayne for the loss...did not allowed an earned run over his next nine starts from April 29 to June 29 (24.2 ip)...yielded one run over that stretch and opponents were 8-for-79 (.101) with 13 walks and 33 strikeouts...was 0-1 with a 4.50 ERA in three starts when he was placed on the injured list May 5 with a sprained right ankle...was reinstated May 22 and allowed an unearned run in 1.2 innings that day at Great Lakes...then had a minor league career-high 23.0-inning scoreless streak from May 29 to July 6...was 0-1 with a 1.38 ERA in seven starts with Lansing when he was promoted to Midland on June 13...went 1-0 with a 1.67 ERA in eight games in his Double-A debut with the RockHounds...went 1-0 with a 0.00 ERA (18.0 ip) and .107 opponents batting average in five starts in June...began August with three consecutive scoreless outings (12.2 ip, 4 h, 10 bb, 20 so)...made his lone relief appearance of the season on Aug. 3 at Arkansas (4.0 ip, 1 h, 3 bb, 6 so)...was promoted to Las Vegas on Aug. 16 and tossed 4.0 scoreless innings in his Triple-A debut that day at Sacramento...allowed two hits and struck out seven...picked up the win in his final start of the season on Sept. 26 at Sacramento when he struck out a career-high nine batters in 5.0 scoreless innings.

2021—Did not pitch as he continued his recovery from “Tommy John” surgery on his left elbow... was assigned to the Mesa in the Arizona Fall League following the season and went 0-1 with a 7.20 ERA in six games, including two starts...struck out 14 and walked 14 in 10.0 innings.

2020—Did not pitch after the minor league season was cancelled due to the pandemic.

2019—Began his professional career with Short-Season Vermont and was 1-3 with a 3.12 ERA in eight games, six starts, when he was promoted to High-A Stockton on July 27...was 0-2 with a 2.51 ERA in seven starts with the Ports and combined for a 1-5 record, a 2.80 ERA and .169 opponents batting average in 15 games, 13 starts, overall...struck out 65 batters in 54.2 innings (10.70 per nine innings)...walked 19 for a strikeout-to-walk ratio of 3.42...surrendered just four home runs (0.66 per nine innings)...his opponents batting average broke down to .149 against right-handed hitters and .229 against left-handers...did not allow a run in six of his 15 appearances and surrendered just one run nine times...tossed three or more innings 12 times...made his professional debut with a start on June 17 at Connecticut and was the losing pitcher in the Lake Monsters 3-0 loss (3.1 ip, 2 h, 3 r, 3 er, 1 bb, 5 so)...struck out Clark Brinkman in the first inning for his first strikeout...allowed one run in 5.0 innings of relief for his first win on June 28 against Staten Island (2 h, 1 bb, 6 so)...did not allow a run in his first three outings in July (10.2 ip) and opponents were 2-for-32 (.063) with two walks and 17 strikeouts...fanned a season-high eight July 3 at Lowell...did not allow a run over his final three starts from Aug. 18 to 29 (13.0 ip) and opponents went 2-for-39 (.051) over that stretch...was named an A's Organizational All-Star by MiLB.com

2018—Was signed by the A's on June 11 but was placed on the disabled list June 18 with a left ulnar collateral ligament injury and missed the entire season.

PERSONAL/MISCELLANEOUS

Hogan Anthony Harris was originally signed by A's scout Kelcey Mucker...is married, Maranda... graduated from St. Thomas More High School in Lafayette, Louisiana...attended the University of Louisiana at Lafayette where he compiled a 12-4 record and a 2.87 ERA in three seasons.

LIFETIME PITCHING RECORD

Year	Club	W	L	ERA	G	GS	CG	SHO	SV	IP	H	R	ER	HR	HB	BB	IBB	SO	WP	BK
2018																				
2019	Vermont	1	3	3.12	8	6	0	0	0	26.0	14	11	9	2	3	9	0	36	1	0
	Stockton	0	2	2.51	7	7	0	0	0	28.2	18	8	8	2	1	10	0	29	2	0
2020																				
2021																				
2022	Lansing	0	1	1.38	7	7	0	0	0	13.0	5	4	2	0	2	7	0	18	0	0
	Midland	1	0	1.67	8	7	0	0	0	32.1	15	6	6	0	4	19	0	48	1	0
	Las Vegas	1	3	6.35	8	8	0	0	0	28.1	31	21	20	6	1	17	0	39	2	0
2023	Las Vegas	1	4	6.47	15	14	0	0	0	57.0	60	44	41	12	4	38	0	55	3	0
	OAKLAND	3	6	7.14	14	6	0	0	0	63.0	67	51	50	10	3	28	0	56	1	0
	Major League Totals	3	6	7.14	14	6	0	0	0	63.0	67	51	50	10	3	28	0	56	1	0
	Minor League Totals	4	13	4.18	53	49	0	0	0	185.1	143	94	86	22	15	100	0	225	9	0

CAREER TRANSACTIONS

2018 — Selected by the Oakland Athletics organization in the 3rd round of the First-Year Player Draft.

HARRIS' CAREER BESTS

Low Hit Complete Game: None

Innings Pitched: 7.0, June 13, 2023 vs. Tampa Bay

Strikeouts: 7, June 18, 2023 vs. Philadelphia

Pitches: 105, July 6, 2023 vs. Detroit

Longest Winning Streak: 2, June 17 to 13, 2023

Longest Losing Streak: 6, June 18 to August 2, 2023

Longest Scoreless Streak: 8.0, May 27 to June 2, 2023

INFIELDER

Height/Weight: 6-1 / 190

Bats/Throws: Right / Right

Birthdate: August 3, 2001


Opening Day Age: 22

Birthplace/Resides: San Juan, Puerto Rico / El Paso, Texas

Major League Service: None

Obtained: Acquired from the Baltimore Orioles for Cole Irvin and Kyle Virbitsky, January 26, 2023

Contract Status: First year of a one-year contract through 2024

 [Updated Stats](#)

CAREER HIGHLIGHTS

Was originally selected by Baltimore in the 5th round of the 2019 First-Year Player draft and was traded to Oakland in the Cole Irvin deal prior to the start of Spring Training in 2023...is a .291 career hitter with 29 home runs and 193 RBI in 359 in games in four minor league seasons... has started 174 games at shortstop, 54 at second base and 31 at third base...was rated as the A's ninth best prospect by MLB.com at the end of the 2023 season.

2023 HIGHLIGHTS

- Was acquired from the Baltimore organization prior to the start of Spring Training and batted a combined .321 with nine home runs and 71 RBI in 131 games with Double-A Midland and Triple-A Las Vegas.
- Logged career highs in every category except triples, home runs, stolen bases and strikeouts.
- Led the A's farm system in batting and hits (160), tied for second in runs (87), ranked third in doubles (32), fourth in on-base percentage (.386), tied for sixth in RBI and extra base hits (45), eighth in slugging (.456) and tied for 10th in walks (50).
- Hit .353 (131-for-371) with a .901 OPS against right-handed hitters compared to .228 (29-for-127) with a .669 OPS against left-handed hitters.
- Batted .327 with runners in scoring position...was 7-for-14 (.500) with two doubles, two grand slams and 21 RBI with the bases loaded.
- Had a .359 average during day games and .336 on the road.
- Hit .300 or better in every month except September (.277).
- Batted .396 over the first three innings of a game.
- Hit .266 with 30 of his 71 RBI with two strikes.
- Started 110 games at shortstop, 13 at second base, four at designated hitter and one at third base...committed 14 errors, all in 112 games overall at shortstop (.966 fielding percentage).
- Made starts at every spot in the batting order...had his most starts hitting cleanup where he batted .347 with four home runs and 29 RBI in 37 games.
- Was listed as the A's ninth best prospect by MLB.com at the end of the season.
- DAY-BY-DAY:** Began the season at Double-A Midland and hit .338 with five home runs and 43 RBI in 71 games with the RockHounds...went 10-for-43 (.233) over his first 11 games but then batted .449 with four home runs and 20 RBI over a 12-game span from April 25 to May 10... was 4-for-4 with four runs scored and three RBI in a 15-14 win over Corpus Christi on April 25...it was his second career four-hit game and the runs scored also matched his best...had a career-high five RBI April 30 against Corpus Christi and did it again on May 9 at Amarillo... had his second career two-homer game in the latter contest...was batting .351 through May 17 but a 19-for-68 (.279) stretch from May 18 to June 8 lowered his average to .324...hit .363 with nine doubles, two triples, two home runs, 19 RBI and a .997 OPS in 23 games in May... went 0-for-4 in back-to-back games on June 7 and 8 against Amarillo...it was the first of four times he did not reach base safely in back-to-back games and he never went three or more games without at least a hit, walk or hit by pitch...was 22-for-59 (.373) over a 16-game span from June 9 to 30...had his third career four-hit game on July 8 at Frisco when he went 4-for-6 with a double and a walk...ranked second in the Texas League in batting (.338), tied for third in doubles (20) and fourth in hits (94) at time of his promotion to Triple-A Las Vegas on July

14...batted .300 with four home runs and 28 RBI in 60 games with the Aviators...from July 15 through the end of the season, he tied for fifth in the Pacific Coast League in runs (43) and hits (65)...hit safely in each of his first four games (8-for-19, .421), including July 16 against Reno when he connected for his first of two grand slams...batted .376 with 23 runs scored and a 1.002 OPS over a 21-game span from July 27 to Aug. 19...began that stretch with a season-best 12-game hitting streak from July 27 to Aug. 9 (18-for-45, .400)...scored a run in nine straight games from Aug. 6-16 (13 runs total)...hit his second grand slam of the season Aug. 4 at Albuquerque...was batting .347 with three home runs and 20 RBI over his first 32 games with Las Vegas through Aug. 19...then hit .240 with one home run and eight RBI over his final 28 contests...batted .301 in August and scored 23 runs in 26 games.

CAREER

2022—Played for three different teams in the Baltimore farm system and batted a combined .273 with a career-high 12 home runs and 62 RBI in 105 games...went 32-for-36 (88.9%) in stolen base attempts and the stole bases were also a career high...ranked second in the Orioles farm system in stolen bases, tied for fifth in triples (5), tied for seventh in runs (72), eighth in hits (111), ninth in RBI and tied for ninth in doubles (21)...hit .378 with a 1.034 OPS against left-handed pitchers, .244 with a .707 OPS against right-handers...had four home runs in 90 at bats against lefties (22.5 at bats per home run), eight in 316 against righties (39.5 at bats per home run)...batted .306 with runners in scoring position...started 58 games at shortstop, 22 at second base, 19 at third base and two at designated hitter...made seven errors at short (.965 fielding percentage), six at second (.935) and one at third (.980)...made starts at each spot in the order, but saw his most playing time in the first three spots...started 37 games in the leadoff spot, 16 hitting second and 30 from the three spot in the order...began the season at Single-A Delmarva and hit .283 with six home runs and 25 RBI in 32 games...hit safely in each of his first seven contests, going 12-for-28 (.429) with two home runs and nine RBI...had his first career two-homer game April 20 against Myrtle Beach...had a season-high eight-game hitting streak from April 27 to May 7 (13-for-37, .351)...batted .322 with five home runs, 16 RBI and a 1.009 OPS in 15 games in 15 games in April...matched his career high with four runs scored on May 22 against Fredericksburg and Aug. 23 against Wilmington...was a perfect 10-for-10 in stolen bases in May and also in August...was promoted to Single-A Aberdeen on May 24 and hit .305 with five home runs and 29 RBI in 60 games with the IronBirds...was successful in each of his first 16 stolen base attempts before his first caught stealing on June 21 against Wilmington...batted .319 in July...had five straight multiple hit games from Aug. 19-25 and was 11-for-22 (.500) with 10 runs scored over that span...was promoted to Double-A Bowie Aug. 30 and went 6-for-53 (.113) with a home run and eight RBI in 13 games before going on the Covid-IL Sept. 16...missed the remainder of the season.

2021—Spent his first full professional season with Single-A Delmarva and batted .277 with six home runs and 52 RBI in 94 games...tied for sixth in the Carolina League in hits (103) and ranked 10th in batting...tied for fourth in the Orioles farm system in stolen bases (22), tied for fifth in hits and tied for ninth in runs (62)...batted .279 against right-handed pitchers and .270 against left-handers...had a .277 batting average with the bases empty and with runners on base...hit .321 on the road and .308 during day games...started 59 games at shortstop, 19 at second base, 11 at third base and four at designated hitter...committed 16 of his 21 errors at shortstop for a .927 fielding percentage...made starts at every spot in the order except fourth, sixth and eighth and had his most action with 34 starts batting second...hit .342 in 17 starts in the leadoff spot and was a perfect 8-for-8 in stolen bases...had a 27-game reaching base streak from May 8 to June 15...batted .311 with a .348 on-base percentage during the streak...went 0-for-4 on June 16 and then reached base in 15 straight from June 17 to July 7 (.241 with a .328 on-base percentage)...stole a career-high three bases June 9 at Lynchburg...scored a career-high four runs July 28 at Fredericksburg...hit safely in a season-high 10 consecutive games from Aug. 25 to Sept. 9 (17-for-48, .354) and batted .354 with 12 RBI over his final 18 games...had his best batting average in September when he hit .327 in 13 games.

2020—Did not play as the minor league season was cancelled due to the pandemic.

2019—Made his professional debut with the Orioles affiliate in the Gulf Coast League and batted .263 with two home runs, eight RBI and a .371 on-base percentage in 29 games...hit .272 with

bot of his home runs against right-handed hitters .222 against left-handers...started 24 games at shortstop and five at designated hitter...went 1-for-3 with a pair of walks and two stolen bases in his debut, a start at shortstop on July 2 at the Red Sox GCL squad...hit his first home run July 24 at the Twins...had his first career four-hit game Aug. 20 against the Braves.

PERSONAL/MISCELLANEOUS

Darell Giovan Hernaiz (Rivera)...attended Americas (TX) High School.

LIFETIME PLAYING RECORD																				
Year	Club	AVG.	G	AB	R	H	2B	3B	HR	RBI	SH	SF	HP	BB	SO	SB	CS	OBP	SLG	E
2019	GCL Orioles	.263	29	99	19	26	2	1	2	8	0	0	0	17	26	5	0	.371	.364	1
2020		(Minor League Season Cancelled — Did Not Play)																		
2021	Delmarva	.277	94	372	62	103	12	0	6	52	1	4	5	28	70	22	6	.333	.358	21
2022	Delmarva	.283	32	127	25	36	7	2	6	25	0	0	3	8	22	9	0	.341	.512	9
	Aberdeen	.305	60	226	41	69	13	3	5	29	0	2	5	22	43	22	3	.376	.456	4
	Bowie	.113	13	53	6	6	1	0	1	8	0	1	0	5	16	1	1	.186	.189	1
2023	Midland	.338	71	278	43	94	20	3	5	43	3	1	0	26	48	7	3	.393	.486	8
	Las Vegas	.300	60	220	44	66	12	1	4	28	3	2	4	24	27	6	2	.376	.418	6
Minor League Totals		.291	359	1375	240	400	67	10	29	193	7	10	17	130	252	72	15	.357	.417	50

CAREER TRANSACTIONS

2019 — Selected by the Baltimore Orioles organization in the fifth round of the First-Year Player Draft. **2023** — Traded to the Oakland Athletics for pitcher Cole Irvin and minor league pitcher Kyle Virbitsky, January 26.

**RIGHT-HANDED PITCHER****Height/Weight:** 6-4 / 235**Bats/Throws:** Right / Right**Birthdate:** December 25, 1994**Opening Day Age:** 29**Birthplace/Resides:** Berryhill, Oklahoma / Fayetteville, Arkansas**Major League Service:** 2 years**Obtained:** Selected in the Triple-A Phase of the Rule 5 draft, December 10, 2020**Contract Status:** First year of a one-year contract through 2024
[@ZachJackson32](#)
[Updated Stats](#)
CAREER HIGHLIGHTS

Made his Major League debut with Oakland in 2022 and is 4-4 with a 2.86 ERA in 73 relief appearances over two seasons with the A's...was originally selected by Toronto in the third round of the 2016 First-Year Player Draft and pitched four seasons in the Blue Jays farm system before the A's selected him in the Triple-A phase of the 2020 Rule 5 draft...is 16-8 with 14 saves and a 3.06 ERA in 172 career minor league appearances, all in relief...has 285 strikeouts in 229.2 innings, an average of 11.17 per nine innings...has yielded just 17 home runs (0.67 per nine innings), 10 of which came in 2019...has held opponents to a .187 batting average...has finished the season on the injured list in each of his last four professional seasons...played in the Arizona Fall League in 2018.

2023 HIGHLIGHTS

- Went 2-1 with a save, a 2.50 ERA and .688 opponents OPS in 19 relief appearances in a season cut short due to a flexor tendon strain.
- Struck out 23 batters in 18.0 innings (11.50 per nine innings) but also walked 10 (5.00 per nine innings)...surrendered just one home run.
- Allowed a .261 opponents batting average, including .182 (6-for-33) with a .432 OPS against left-handed hitters compared to .333 (12-for-36) with a .914 OPS against right-handers...surrendered all three of his extra base hits (two doubles, one home run) and issued seven of his 10 walks to righties.
- Opponents hit .179 with runners in scoring position.
- First batters faced were 7-for-15 (.467) with four walks (.579 on-base percentage)...however, allowed just 2-of-7 (28.6%) inherited runners to score.
- Compiled a 1.29 ERA in seven games on the road, a 3.27 ERA in 12 appearances in Oakland...now has a 1.97 ERA in 34 career appearances on the road compared to 3.71 in 39 games in the Coliseum...has stranded all nine of his inherited runners on the road.
- Logged a 0.93 ERA in 10 outings on one day of rest or fewer, a 4.32 ERA in his other nine appearances.
- Allowed four of his seven runs in extra innings for a 10.80 ERA.
- Had a 1.93 ERA in six interleague appearances, a 2.70 ERA in 13 in 13 games against American League competition.
- Did not allow a hit to the opponent's number four hitter in the order (0-for-8).
- **DAY-BY-DAY:** Was on the A's Opening Day roster and did not allow a run in eight of his first nine games through April 16...had a 1.13 ERA, .185 opponents batting average and .519 OPS over that span...then posted a 3.60 ERA, .310 opponents average and .798 OPS over his final 10 contests...struck out a career-high tying three batters in a season-high 1.1 innings April 4 against Cleveland...it was his first of two three-strikeout games (also April 10 at Baltimore) and his first of three outings of 1.1 innings...yielded a season-high two runs and took the loss April 5 against Cleveland...did not allow a run over his next five games (4.1 ip)...walked a season-high three batters in 0.1 innings against New York (NL) on April 16...logged a season-high 32 pitches May 12 against Texas...made his final appearance on May 16 against Arizona (0.2 ip, 1 h, 1 so)...was placed on the injured list May 19 retroactive to May 17 with a flexor tendon strain...was transferred to the 60-day IL on June 21 and began a rehab assignment with Single-A Stockton on July 26...pitched in two games (2.0 ip, 2 h, 2 r, 2 er, 4 so) on July 26

and 29...underwent surgery on July 31 to treat acute appendicitis...the procedure was performed by Dr. Refugio Gonzalez at Summit Hospital in Oakland, Calif...missed the remainder of the season.

CAREER

2021—Was a non-roster invitee during the spring and spent the entire season with the A's before going on the injured list at the end of August with an inflamed right shoulder...went 2-3 with three saves, a 3.00 ERA and .547 opponents OPS in 54 relief appearances in his Major League debut...ranked second in the American League with 26 holds...was 10th among AL rookies in games pitched...allowed a .171 opponents batting average but issued 33 walks for a .315 opponents on-base percentage...the walks tied for sixth among AL relievers...surrendered just one home run and had a .232 opponents slugging percentage...struck out 67 batters in 48.0 innings, an average of 12.56 per nine innings...based on a minimum of 40 innings pitched, he had the fourth highest average of strikeouts per nine innings in Oakland history, the seventh fewest home runs per nine innings and the ninth highest walks per nine innings (6.19)...first batters faced were 8-for-43 (.186) but he walked nine and hit one for a .337 on-base percentage...the first batter walks tied for fourth most in the AL...was 3-for-6 (50.0%) in save opportunities...allowed 3-of-16 (18.8%) inherited runners to score...his opponents batting average broke down to .143 with a .547 OPS against left-handed hitters compared to .188 with a .546 OPS against right-handers...had a .131 opponents average with the bases empty, .212 with runners on...yielded a .231 average with runners in scoring position...compiled a 2.16 ERA in 27 games on the road and stranded all eight of his inherited runners...had a 3.91 ERA in 27 home games but did not allow a home run in 23.0 innings...posted a 2.16 ERA in 29 games at night, a 3.91 ERA in 25 games during the day...had a 5.40 ERA in 12 games on no days rest, a 2.43 ERA in 41 games on one day of rest or more...logged a 5.14 ERA in the ninth inning, a 1.54 ERA in all other innings...allowed a .117 batting average with two strikes...tossed fewer than 1.0 innings in 20 of his 54 appearances...made his Major League debut in the second game of the season on April 9 at Philadelphia and tossed a scoreless eighth inning...walked the first batter he faced (Hoskins) but then got Jean Segura to ground into a double play and fanned Didi Gregorius for his first career strikeout...earned his first career save April 19 against Baltimore when he recorded the final out in the A's 2-1 win...did not allow an earned run in 12 of 13 games from April 24 to May 24...had a 1.84 ERA, .128 opponents batting average and .408 OPS over that stretch...tossed a career-high 2.0 scoreless innings April 24 against Baltimore...struck out a career-high three batters April 30 against Cleveland...first batters faced were 1-for-15 over a 22-game stretch from May 4 to July 1 but he issued seven first-batter walks over that span...was credited with his first ML win May 17 against Minnesota when he logged 1.1 scoreless innings in the A's 5-2 victory...tossed a career-high 34 pitches...walked all four batters he faced on May 31 against Houston to become the first pitcher in Athletics history to face at least four batters in a game and walk each batter...matched his career high with three strikeouts on June 7 at Atlanta...did not allow an earned run over a 14-game stretch from June 25 to July 29 (12.1 ip, 4 h, 1 r, 5 bb, 16 so)...that included a career-high 6.0 inning scoreless streak from June 25 to July 9...opponents were 2-for-25 (.080) with no extra base hits against him in June but he walked seven for a .281 on-base percentage...then posted a 0.84 ERA, .135 opponents batting average and .436 opponents OPS in 13 games in July...allowed his first and only home run of the season on Aug. 4 at Los Angeles (AL), snapping a career-opening 46-game, 41.1-inning, 172-batter faced homerless streak...it was the longest career-opening homerless streak by an A's pitcher since Brad Ziegler set the Oakland record with a 54.0-inning streak from May 31-Sept. 14, 2008...was placed on the 15-day injured list Aug. 30 retroactive to Aug. 27 with a right shoulder inflammation and missed the rest of the season.

2021—Was selected by the A's in the Triple-A portion of the Rule 5 draft and split his season between Double-A Midland and Triple-A Las Vegas...combined for a 2-2 record, six saves and a 2.57 ERA in 25 relief appearances before a right hip labral tear ended his season in mid-July...struck out 47 batters in 28.0 innings, an average of 15.11 per nine innings...walked 13 for a strikeout-to-walk ratio of 3.62...surrendered just two extra base hits (one double, one home run) for a .224 opponents slugging percentage...allowed a .184 opponents batting average, which broke down to .130 with a .398 OPS against right-handed hitters compared to .231 with a .606 OPS against left-handers...did not allow an extra base hit to a right-hander...opponents went 2-for-35 (.057) with runners in scoring position...was a perfect 6-for-6 in save opportunities and his six saves

tied for sixth in the A's farm system...allowed 2-of-8 (25.0%) inherited runners to score...first batters faced were 5-for-21 (.238) with three walks and a sacrifice hit...did not allow an earned run in eight home games with Midland (9.0 ip, 2 h, 1 r, 2 bb, 19 so)...compiled a 0.96 ERA in the ninth inning and did not allow an earned run or a hit in extra innings (6.0 ip, 0-for-18)...allowed a .092 batting average with two strikes...held the opponents five hitter to a .091 average...struck out a season-high four batters in 1.1 innings in his first appearance on May 4 against Frisco...it was his first of four four-strikeout contests...allowed an unearned run for the loss on May 25 against Frisco, snapping a nine-game winning streak dating back to April 27, 2019...it was his first loss since Aug. 21, 2018...did not allow an earned run in 10 appearances in May and struck out 22 batters in 11.1 innings...converted each of his four save opportunities and opponents were 2-for-35 (.057) with five walks (.175 on-base percentage)...was 1-1 with five saves, a 0.55 ERA and .127 opponents in 14 games with Midland when he was promoted to Las Vegas on June 15...went 1-1 with a save, a 5.40 ERA and .256 opponents average in 11 relief appearances with the Aviators...surrendered his only home run of the year in his first outing with Las Vegas on June 17 against Tacoma...then did not allow a run over his next five games from June 21 to July 4 (7.0 ip)...had a 1.33 ERA in 23 games overall before allowing two runs in each of his final two appearances...was placed on the injured list July 20 with a right hip labral tear and missed the remainder of the season.

2020—Did not pitch as the minor league season was cancelled due to the pandemic.

2019—Made his Triple-A debut with Buffalo and went 9-0 with a save and a 3.97 ERA in 46 relief appearances...the wins were a minor league career-high...also had a career high 68.0 innings pitched...tied for seventh among all International League pitchers in wins and tied for eighth in games pitched...tied for third in the Blue Jays farm system in games pitched and tied for seventh in wins...his opponents batting average broke down to .217 against left-handed hitters compared to .229 against right-handers...opponents hit .271 with the bases empty, .165 with runners on...seven of the 10 home runs he allowed were solo shots...allowed 7-of-25 (28.0%) inherited runners to score...first batters faced were 11-for-40 (.275) with six walks (.370 on-base percentage)...tossed at least one inning in 44 of his 46 outings, including two or more 16 times...posted a 0.77 ERA and .14 opponents batting average over a 23-game stretch from May 21-July 27...stranded 16 of his final 17 inherited runners beginning May 29...did not allow an earned run over a 13-game span from June 8-July 17 (22.0 ip)...compiled a 0.48 ERA and .131 opponents batting average in 11 relief appearances in June...struck out a minor league career-high tying five batters in 2.0 scoreless innings on July 14 at Worcester...was placed on the injured list Sept. 1 with a left shin contusion and missed the remainder of the season.

2018—Played the entire season with Double-A New Hampshire and struck out a minor league career-high 75 batters in 62.0 innings...posted a 2.47 ERA for the second consecutive season while recording a career-low .142 opponents batting average...also made one postseason appearance (0.1 ip, 1 h, 1 bb)...played for the Surprise Saguaros in the Arizona Fall League and recorded 14 strikeouts over 11.1 innings (4.76 ERA).

2017—Started the season with 15 games for Single-A Lansing...struck out 25 batters over 20.0 innings...was promoted to Single-A Advanced Dunedin for the remainder of the season on June 3...posted a 2.03 ERA and a .171 opponents batting average across 27 outings for the D-Jays while striking out 43 batters in 31.0 innings of work...had a win in one postseason appearance (1.2 ip, 2 h, 1 r, 1 er, 1 bb, 1 so).

2016—Played one game for the GCL Blue Jays after signing with Toronto in July of 2016...then joined Short-Season Single-A Vancouver for 13 appearances to close out the season...went 1-1 for the Canadians while recording a .206 opponents batting average and a 3.57 ERA.

PERSONAL/MISCELLANEOUS

Zachary Garrett Jackson...is married, Alex...graduated from Berryhill (Okla.) High School...went on to play three seasons at the University of Arkansas...in his sophomore year (2015), went 5-1 with a 2.10 ERA and 89 strikeouts in 60.0 innings...was named to the Southeastern Conference All-Conference team.

LIFETIME PITCHING RECORD

Year	Club	W	L	ERA	G	GS	CG	SHO	SV	IP	H	R	ER	HR	HB	BB	IBB	SO	WP	BK
2016	GCL Blue Jays	0	0	0.00	1	0	0	0	0	1.0	1	0	0	0	0	0	0	0	0	0
	Vancouver	1	1	3.57	13	0	0	0	0	17.2	13	8	7	0	0	12	0	23	1	0
2017	Lansing	1	0	3.15	15	0	0	0	1	20.0	13	7	7	2	1	8	0	25	3	0
	Dunedin	1	2	2.03	27	0	0	0	4	31.0	19	7	7	0	0	18	0	43	6	0
2018	New Hampshire	2	3	2.47	43	0	0	0	2	62.0	29	20	17	2	0	51	3	75	5	0
2019	Buffalo	9	0	3.97	46	0	0	0	1	68.0	56	35	30	10	2	34	0	68	6	1
2020	(Minor League Season Cancelled — Did not play)																			
2021	Midland	1	1	0.55	14	0	0	0	5	16.1	7	3	1	0	1	7	0	34	6	0
	Las Vegas	1	1	5.40	11	0	0	0	1	11.2	11	7	7	1	0	6	0	13	1	0
2022	OAKLAND	2	3	3.00	54	0	0	0	3	48.0	28	18	16	1	2	33	3	67	9	0
2023	OAKLAND	2	1	2.50	19	0	0	0	1	18.0	18	7	5	1	0	10	0	23	5	0
	Stockton	0	0	9.00	2	0	0	0	0	2.0	2	2	2	2	0	0	0	4	0	0
Major League Totals		4	4	2.86	73	0	0	0	4	66.0	46	25	21	2	2	43	3	90	14	0
Minor League Totals		16	8	3.06	172	0	0	0	14	229.2	151	89	78	17	4	136	3	285	28	1

CAREER TRANSACTIONS

2016 — Selected by the Toronto Blue Jays in the third round of the First-Year Player Draft. **2020** — Selected by the Oakland Athletics organization in the Triple-A Phase of the Rule 5 Draft, December 10. **2022** — On the injured list, August 27 to October 5. **2023** — On the injured list, May 17 to October 15; included rehabilitation assignment to Stockton, July 26 to 31.

JACKSON'S CAREER BESTS

Low Hit Complete Game: None
Innings Pitched: 2.0, April 24, 2022 vs. Texas
Strikeouts: 3 (four times), last: April 10, 2023 at Baltimore
Pitches: 34, May 17, 2022 vs. Minnesota
Longest Winning Streak: 2, April 21, 2023 to present
Longest Losing Streak: 2, July 30, 2022 to April 5, 2023
Longest Scoreless Streak: 6.0, June 25 to July 9, 2022

**RIGHT-HANDED PITCHER****Height/Weight:** 6-1 / 182**Bats/Throws:** Right / Right**Birthdate:** December 23, 1993**Opening Day Age:** 30**Birthplace/Resides:** San Cristobal, Dominican Republic / Yaguatae, Dominican Republic**Major League Service:** 2 years, 31 days**Obtained:** Signed as a free agent to a minor league contract, October 15, 2021**Contract Status:** First year of a one-year contract through 2024[Updated Stats](#)**CAREER HIGHLIGHTS**

Has pitched three seasons in the majors with the A's (2022-23) and Giants (2020) and is 3-6 with a 3.51 ERA, 12 saves and a .168 opponents batting average in 61 appearances...was selected in the Rule 5 draft in back-to-back seasons...was drafted by the A's following the 2020 season after the Giants selected him in 2019 and each time he was returned to Toronto...is 23-13 with 28 saves and a 3.42 ERA in 154 games, including 13 starts, in eight seasons in the minors...has 348 strikeouts in 252.1 innings (12.41 per nine innings)...had 11 starts and 10 relief appearances over his first three professional seasons from 2015-17 but has made just two starts among his 133 minor league appearances since then.

2023 HIGHLIGHTS

- Had his season shortened by injury for the second consecutive year, going 0-2 with a save, a 3.47 ERA and .555 opponents OPS in 25 appearances, including one start as an opener...missed 94 games from April 17 to Aug. 4 with a strained right shoulder.
- Held the opposition to a .143 batting average but walked 14 batters in 23.1 innings (5.40 per nine innings) for a .269 on-base percentage...now has a .168 opponents batting average and .285 on-base percentage in his career.
- Had a 5.40 ERA and .750 OPS in seven games before the injury, a 2.70 ERA and .465 OPS in 18 games after returning from the IL.
- Allowed a .129 (4-for-31) average and .437 OPS against left-handed hitters compared to .152 (7-for-46) with a .634 OPS against right-handers...yielded all three of his home runs to righties.
- Held the opposition to a .115 batting average with runners on base but they hit .222 with runners in scoring position.
- First batters faced were 3-for-21 (.143) with two walks...allowed 2-of-7 (28.6%) inherited runners to score.
- Had a 2.77 ERA and .075 opponents batting average in 14 home games, a 4.35 ERA and .216 opponents average in 11 contests on the road.
- Logged a 1.80 ERA and stranded all four of his inherited runners in 12 day games, a 4.72 ERA in 13 outings at night.
- Compiled a 1.93 ERA in six appearances on no days rest and has a 1.00 ERA in 11 such games in his career.
- Had a 1.86 ERA in 10 games against American League West competition, a 4.61 ERA in 15 games against all other teams.
- Opponents were 2-for-46 (.043) against him with two strikes and he has a .076 (9-for-118) opponents batting average with two strikes in his career.
- Did not allow a hit to the opponent's number two (0-for-9), six (0-for-5) and eight (0-for-7) hitters in the order...the two hitter is 0-for-18 against him in his career.
- Tossed one inning or fewer in 23 of his 25 appearances and never more than 1.2...did not allow a hit 17 times but issued one or more walks 10 times.
- Pitched for Lacey in the Dominican Winter League following the season and was 1-0 with a 3.38 ERA in seven relief appearances.
- **DAY-BY-DAY:** Recorded his only save of the season on Opening Night against Los Angeles (AL)...tossed a season-high 1.2 scoreless innings April 4 against Cleveland...yielded a season-

high three runs in 1.1 innings at Baltimore on April 11...issued a career-high tying three walks in 0.1 innings on April 16 against New York (NL)...had a 6.35 ERA in six appearances when he was placed on the 15-day injured list April 18 retroactive to April 17 with a strained right shoulder...was transferred to the 60-day IL the next day...was sent to Triple-A Las Vegas for a rehab assignment on July 19 and logged a 20.77 ERA and 1.223 opponents OPS in five games before he was reinstated on Aug. 5...allowed two runs in 1.0 inning for the loss on Aug. 7 against Texas and was optioned to Las Vegas the next day...pitched in four more games with the Aviators (4.1 ip, 1 bb, 9 so) before returning to Oakland for good on Aug. 20...opponents went 1-for-37 (.027) against him over a 14-game span from Aug. 21 to Sept. 23 but he issued seven walks over that stretch while posting a 0.71 ERA...the one hit was a home run by the Blue Jays Schneider on Sept. 6, snapping a 0-for-20 streak by opposing hitters against him...had a 6.1-inning scoreless streak from Aug. 21-Sept. 3 and a 5.2-inning streak from Sept. 8-23...made the first start of his career on Aug. 22 against Kansas City as an opener and retired all three batters that he faced in the A's 5-4 win...compiled a 1.84 ERA in six appearances in August, which was his best single-month ERA in 2023...struck out a season-high three on Sept. 20 against Seattle...matched his career high with three walks and logged a season-high 29 pitches in 0.2 innings on Sept. 23 against Detroit but did not allow a run...allowed a career-high tying three hits Sept. 27 at Minnesota.

CAREER

2022—Pitched in 34 games in a season shortened by two stints on the injured list and was 3-4 with a 3.41 ERA and .537 opponents OPS...saved a team-leading 11 games, which were the fewest by an A's team-leader since Dave Beard had 10 in 1983...the saves ranked second among Major League rookies in 2022 (Bautista, BAL 15) and tied for fifth in Oakland history...they were the most since Ryan Cook had 14 in 2012...converted 11-of-14 (78.6%) save opportunities...allowed a .183 opponents batting average but issued 18 walks in 34.1 innings (4.72 per nine innings) for a .283 opponents on-base percentage...yielded just two home runs, an average of 0.52 per nine innings...had a 0.49 ERA, .404 opponents OPS and converted 10-of-10 save opportunities over his first 18 games through May 25...then allowed 11 runs in 3.2 innings over a five-game stretch from May 27 to June 10 when he was 1-3 with two blown saves, a 27.00 ERA and 1.189 OPS...posted a 0.73 ERA and .454 OPS over his final 11 games and had a win, a save and a blown save...allowed 2-of-13 (15.4%) inherited runners to score...first batters faced were 6-for-28 (.214) but he walked six for a .353 on-base percentage...his opponents batting average broke down to .178 against left-handed hitters compared to .185 against right-handers...however, issued 12 of his 18 walks to lefties for a .640 OPS (.473 vs. righties)...yielded a .163 batting average with runners in scoring position...both of the home runs he allowed were solo shots...compiled a 5.09 ERA and .637 opponents OPS in 17 games at home compared to a 1.62 ERA and .406 OPS in 17 contests on the road...stranded all seven of his inherited runners at home...was successful in 8-of-9 (88.9%) save chances on the road...had a 2.82 ERA and .494 OPS in 22 day games, a 4.50 ERA and .613 OPS in 12 night games...did not allow a run in eight games (8.2 ip) against AL East teams and converted each of his three save opportunities...had a 4.76 ERA in the ninth inning, a 0.77 ERA in all other innings...opponents hit .100 with two strikes...did not allow a hit to the opponents number two hitter in the order (0-for-8)...was on the A's Opening Day roster and did not allow a run over his first eight games, giving him a career-high 9.0-inning scoreless streak dating back to July 28, 2020...was credited with his first Major League save on April 14 at Tampa Bay after pitching a scoreless ninth inning in the A's 6-3 win...picked up his first ML win on April 16 at Toronto when he struck out the side in the eighth inning of the A's 7-5 win...took over as the A's closer when Lou Trivino went on the injured list April 19 and converted each of his first 10 save opportunities through May 25...did not allow an earned run in nine games and 9.0 innings in April...had four saves and a .541 opponents OPS...was charged with his first earned run on May 15 against Los Angeles (AL), snapping a 14.0-inning streak without an earned run dating back to July 28, 2020...saved his 10th game of the season on May 25, which ranked fourth in the American League at the time...had a 0.49 ERA over that stretch...would save just one game over his final 16 contests...was 2-4 with 11 saves, two blown saves, a 4.38 ERA and .561 opponents OPS in 26 games when he was placed on the 15-day IL June 21 retroactive to June 19 with a strained right shoulder...was sent to Las Vegas on July 29 and retired all six batters he faced on a two-game rehab assignment, including four by strikeout...was reinstated on Aug. 2 but did not return to the closers role as he pitched in just eight games before returning to the IL with shoulder problems...struck out

a career-high four in a career-high 2.0 innings on Aug. 10 against Los Angeles (AL)...also logged a career-high 30 pitches...matched his career high with 2.0 innings of scoreless relief for the win in a 4-3 victory over Seattle on Aug. 20...was 1-0 with a blown save, a 0.93 ERA and .469 opponents OPS in eight games in August when he was placed on the 60-day IL Aug. 27 with a strained right shoulder...missed the remainder of the season.

2021—Was with the A's during Spring Training after being selected in the Rule 5 draft and compiled a 6.00 ERA in three relief appearances before he was returned to Toronto March 15...spent the entire regular season with Triple-A Buffalo and was 3-3 with three saves and a 2.22 ERA in 39 games, including one start...allowed a .180 opponents batting average but walked a minor league career-high 25 batters for a .290 on-base percentage...struck out 73 batters in 44.2 innings, an average of 14.71 strikeouts per nine innings...had 69 strikeouts in relief, which ranked eighth among Triple-A East relievers...his opponents batting average included a mark of .159 with a .549 OPS against right-handed hitters compared to .222 with a .741 OPS against left-handers...yielded a .229 batting average with the base empty compared to .128 with runners on...opponents hit .130 with runners in scoring position, including 0-for-6 with a walk with the bases loaded...converted all three of his save opportunities...allowed 1-of-7 (14.3%) inherited runners to score...first batters faced were 7-for-35 (.200) with three walks and 21 strikeouts...did not allow a run in the eighth (10.1 ip) or ninth (2.0 ip) innings...allowed a .114 batting average with two strikes...did not allow an earned run in nine appearances on one day of rest (9.1 ip)...had a 6.30 ERA in nine outings on two days rest and a 1.48 ERA when pitching on three days rest or more...compiled a 0.44 ERA and .130 opponents batting average in 18 outings on the road...tossed at least one inning in 35 of his 39 appearances...logged a season high 2.0 innings five times...had an 11.25 ERA and .333 opponents batting average over his first three games...then allowed just seven runs over his final 36 outings for a 1.33 ERA and .161 opponents batting average...surrendered his fifth home run of the season June 2 against Syracuse but would not allow another round tripper over his final 31 games and 33.2 innings...yielded just two earned runs over his final 29 games beginning June 12 (0.57 ERA)...picked up his first two saves of the season in back-to-back outings on June 24 and 26 at Syracuse...allowed one run July 17 against Lehigh Valley but that would be the final run he would surrender in 2021 as he finished the season with an 18-game, 20.2-inning scoreless streak...struck out 38 batters in over that span and held the opposition to a .129 batting average...fanned a season-high five batters in 2.0 scoreless and hitless innings on Aug. 29 against Worcester...did not allow a run in eight games in August (8.2 ip, 3 h, 3 bb, 18 so) nor seven games in September (8.0 ip, 4 h, 3 bb, 14 so)...made eight relief appearances for Lacey in the Dominican Winter League following the season and compiled a 5.63 ERA.

2020—Made his Major League debut with San Francisco after the Giants selected him in the 2019 Rule 5 Draft from the Blue Jays organization...posted a 6.75 ERA and .200 opponents batting average in two relief appearances before he was designated for assignment July 30...was returned to Toronto Aug. 2 and did not pitch the remainder of the season...made his debut on Opening Day at Los Angeles (NL) on July 23 (0.1 ip, 1 h, 1 r, 1 er, 3 bb, 1 so)...entered the game in the seventh inning with a runner on second, two outs and the Giants trailing 4-1...allowed the inherited runner to score plus one of his own...struck out Mookie Betts to end the inning for his first strikeout...prior to that, had never pitched above Double-A...also pitched on July 28 against San Diego and retired the side in order in the ninth inning...played for Lacey in the Dominican Winter League following the season and was 1-1 with a 3.00 ERA and .182 opponents batting average in 10 relief appearances...struck out 15 in 9.0 innings but walked six.

2019—Split his season between High-A Dunedin and Double-A New Hampshire and combined for a 7-3 record, 10 saves and a 2.59 ERA in 45 relief appearances...struck out a minor league career-high 93 batters in 59.0 innings, an average of 14.19 per nine innings...walked 21 for a strikeout-to-walk ratio of 4.43...also had career highs in wins, games pitched and wild pitches (10)...ranked third in the Toronto farm system in saves and fifth in games pitched...was 5-1 with four saves and a 3.55 ERA in 20 relief appearances with Dunedin when he was promoted to New Hampshire June 14...went 2-2 with six saves and a 1.87 ERA in 25 outings with the Fisher Cats...combined for a .208 opponents batting average with both clubs...that broke down to .183 with against left-handed hitters compared to .234 against right-handers...five of his six home runs were solo shots...opponents hit .153 with runners in scoring position...tossed at least one inning

in 44 of his 45 appearances...fanned 22 batters and walked just one in nine games and 11.2 innings in May...did not allow an earned run over his final nine outings with Dunedin (11.2 ip, 4 h, 1 r, 3 bb, 23 so)...combined for a 1.46 ERA in eight outings in June...did not allow a run over his final 13 games and 14.1 innings...pitched for Licey in the Dominican Winter League following the season and logged a 9.00 ERA in three relief appearances.

2018—Spent the entire season at Single-A Lansing and was 6-2 with a minor league career-high 13 saves and a 3.84 ERA in 38 relief appearances...struck out 80, an average of 11.37 per nine innings...finished second in the Toronto farm system and fifth in the Midwest League in saves...was named to the ML Midseason All-Star team...had a .237 opponents batting average, which broke down to .200 against left-handed hitters compared to .256 against right-handers...yielded a .197 average with runners in scoring position...posted a 1.59 ERA and .179 opponents batting average in eight relief appearances in May...pitched for the East team in the ML All-Star Game on June 19 (0.1 ip, 1 so)...struck out a season-high seven batters in 3.0 scoreless innings on July 27 at South Bend...logged a 0.69 ERA, a .186 opponents average and five saves in seven games in August...was placed on the disabled list Sept. 5 with right elbow capsulitis and missed the remainder of the season...made one appearance for Licey in the Dominican Winter League postseason (1.0 ip).

2017—Began the season in extended spring training but joined Short-Season Vancouver when its season started in June...spent most of the season with the Canadians but also had a one-game stint with the Blue Jays affiliate in the Gulf Coast League on Aug. 21...combined to go 2-3 with a 5.49 ERA in seven games, including three starts, overall...struck out 24 and walked just four in 19.2 innings...allowed a .184 opponents batting average, which broke down to .115 against left-handed hitters compared to .220 against right-handers...struck out a career-high nine batters June 25 against Spokane...did not allow a run in one postseason appearance (0.2 ip, 1 h, 1 so).

2016—Made two starts with the Blue Jays Dominican Summer League team before coming to the United States on June 20...appeared in nine games in the Gulf Coast League and combined with the both clubs for a 3-2 record and a 2.72 ERA in 11 games, including eight starts...surrendered just one home run in 46.1 innings...allowed a .173 opponents batting average, including .147 against right-handed hitters and .180 with runners on base...tossed a career-high 6.0 scoreless innings and allowed just one hit July 16 against the Tigers.

2015—Made his professional debut with the Dominican Summer League Blue Jays and had a 5.19 ERA and .188 opponents batting average in three relief appearances...picked up the save in his professional debut on Aug. 14 against the Diamondbacks (1.0 ip, 1 h, 2 so)...record his first win in his final outing on Aug. 21 at the Reds (4.0 ip, 2 h, 1 r, 1 er, 2 bb, 4 so).

PERSONAL/MISCELLANEOUS

Dany Jiménez...has one child, Dahian.

LIFETIME PITCHING RECORD

Year	Club	W	L	ERA	G	GS	CG	SHO	SV	IP	H	R	ER	HR	HB	BB	IBB	SO	WP	BK
2015	DSL Blue Jays	1	0	5.19	3	0	0	0	1	8.2	6	5	5	2	0	4	0	12	0	0
2016	DSL Blue Jays	0	0	0.00	2	2	0	0	0	8.0	3	0	0	0	0	0	0	8	0	1
	GCL Blue Jays	3	2	3.29	9	6	0	0	0	38.1	25	15	14	1	3	18	0	40	3	1
2017	Vancouver	2	3	5.30	6	3	0	0	0	18.2	13	15	11	3	2	4	0	23	1	0
	GCL Blue Jays	0	0	9.00	1	0	0	0	0	1.0	1	2	1	0	1	0	0	1	0	0
2018	Lansing	6	2	3.84	38	0	0	0	13	63.1	58	30	27	10	1	24	2	80	6	1
2019	Dunedin	5	1	3.55	20	0	0	0	4	25.1	23	11	10	2	0	9	1	47	8	0
	New Hampshire	2	2	1.87	25	0	0	0	6	33.2	22	8	7	4	1	12	1	46	2	1
2020	SAN FRANCISCO	0	0	6.75	2	0	0	0	0	1.1	1	1	1	0	0	3	0	1	0	0
2021	Buffalo	3	3	2.22	39	1	0	0	3	44.2	29	13	11	5	0	25	0	73	6	1
2022	OAKLAND	3	4	3.41	34	0	0	0	11	34.1	23	16	13	2	0	18	4	34	2	0
	Las Vegas	0	0	0.00	2	0	0	0	0	2.0	0	0	0	0	0	0	0	4	0	0
2023	OAKLAND	0	2	3.47	25	1	0	0	1	23.1	11	9	9	3	0	14	1	21	2	0
	Las Vegas	1	0	10.38	9	1	0	0	1	8.2	7	10	10	2	1	7	0	14	2	0
Major League Totals		3	6	3.51	61	1	0	0	12	59.0	35	26	23	5	0	35	5	56	4	0
Minor League Totals		23	13	3.42	154	13	0	0	28	252.1	187	109	96	29	9	103	4	348	28	5

CAREER TRANSACTIONS

2015 — Signed by the Toronto Blue Jays as a non-drafted free agent, August 6. **2019** — Selected by the San Francisco Giants in the Rule 5 Draft, December 12. **2020** — Returned to Toronto (Rule 5), August 2. Selected by the Oakland A's in the second round of the Rule 5 Draft, December 10. **2021** — Returned to Toronto (Rule 5), March 15. Elected free agency, October 4; signed by Oakland to a minor league contract, October 15. **2022** — On the injured list, June 19 to August 1; included rehabilitation assignment to July 29 to August 1. On the injured list, August 27 to November 7. **2023** — On the injured list, April 17 to August 4; included rehabilitation assignment to Las Vegas, July 19 to August 4.

JIMENEZ' CAREER BESTS

Low Hit Complete Game: None

Innings Pitched: 2.0 (twice), last: August 20, 2022 vs. Seattle

Strikeouts: 4, August 10, 2022 vs. Los Angeles (AL)

Pitches: 30, August 10, 2022 vs. Los Angeles (AL)

Longest Winning Streak: 1 (three times), last: August 20, 2022

Longest Losing Streak: 2 (three times), last: August 7, 2023 to present

Longest Scoreless Streak: 9.0, July 28, 2020 to April 27, 2022

**RIGHT-HANDED PITCHER****Height/Weight:** 6-4 / 230**Bats/Throws:** Right / Right**Birthdate:** September 6, 1992**Opening Day Age:** 31**Birthplace/Resides:** Boynton Beach, Florida / Boynton Beach, Florida**Major League Service:** 112 days**Obtained:** Claimed off waivers from Cleveland, November 17, 2023**Contract Status:** First year of a one-year contract through 2024[Updated Stats](#)**CAREER HIGHLIGHTS**

Has pitched in 18 Major League games over the previous two seasons with Philadelphia (four games in 2022) and Cleveland (14 games in 2023) and is 1-0 with a 3.48 ERA...has 20 strikeouts in 20.2 innings but has also walked 10...was originally selected by San Diego as a compensation pick following the first round of the 2011 First-Year Player Draft (48th selection overall) and pitched six seasons in the Padres farm system through 2017...spent 2018 in the Orioles farm system and 2019 with Southern Maryland of the independent Atlantic League...returned to affiliated ball with the Astros organization in 2021 before finally making his ML debut with the Phillies in 2022...is 43-50 with a 5.06 ERA in 293 games, including 94 starts, as a minor leaguer.

2023 HIGHLIGHTS

- Had four separate stints with Cleveland and was 1-0 with a 3.78 ERA and .568 opponents OPS in 14 relief appearances...did not pitch during two of his stints, both of which lasted one day, and worked in just one game during his final stay with the Guardians.
- Allowed a .210 opponents batting average but walked nine batters in 16.2 innings for a .310 on-base percentage.
- Did not allow a home run.
- His opponents batting average broke down to .174 (4-for-23) with a .470 OPS against left-handed hitters compared to .231 (9-for-39) with a .626 OPS against right-handers.
- Yielded a .176 batting average with runners in scoring position.
- Allowed 2-of-4 (50.0%) inherited runners to score and first batters faced were 3-for-12 (.250) with two walks.
- Did not allow a run in the ninth inning (4.0 ip).
- Spent the balance of the season with Triple-A Columbus where he was 1-3 with two saves and a 3.58 ERA in 32 relief appearances...also made two rehab outings with Double-A Akron and compiled a 3.40 ERA and .742 opponents OPS in 34 minor league appearances overall.
- Struck out 61 batters in 39.2 innings (13.84 per nine innings) but walked 22 (4.99 per nine innings).
- Had a .257 opponents batting average, which broke down to .241 (21-for-87) with a .745 OPS against right-handed hitters compared to .277 (18-for-65) with a .738 OPS against left-handers.
- Yielded a .313 batting average and two of his three home runs with the bases empty, .216 with runners on base...opponents hit .204 with runners in scoring position.
- Allowed 7-of-13 (53.8%) inherited runners to score and first batters faced were 10-for-28 (.357) with six walks (.471 on-base percentage).
- Tossed at least one inning in 33 of his 34 outings...had at least one strikeout 33 times.
- **DAY-BY-DAY:** Began the season at Columbus and did not allow a run in six of his first seven appearances (1.04 ERA)...however, allowed 4-of-5 (80.0%) inherited runners to score...fanned a season-high four batters in 1.1 scoreless innings on April 14 at Worcester...had a 1.69 ERA in nine appearances in April and then logged a 1.69 ERA in eight outings in May...recorded his only two saves of the season in back-to-back outings on May 17 and 20 against St. Paul...was 1-0 with two saves and a 1.61 ERA in 18 appearances when he was selected by Cleveland on June 3...did not pitch and was optioned back to Columbus following the game...had two losses and a 6.14 ERA in six Triple-A appearances before he was recalled by the Guardians

June 29 for his second stint...did not pitch and was optioned following the game...made three more appearances with the Clippers (3.1 ip, 4 h, 1 r, 1 er, 1 bb, 6 so) before joining Cleveland for his third stint on July 15...made his Guardians debut that day at Texas (1.0 ip, 2 so) and did not allow a run in his first four appearances (4.2 ip, 2 h, 1 bb, 7 so)...recorded his first Major League win with 1.2 scoreless innings of relief in an 11-0 win at Pittsburgh on July 17...allowed a run in four straight appearances from July 26 to Aug. 5 (8.31 ERA)...including July 31 at Houston when he walked a career-high four batters in 0.2 innings and logged a career-high 29 pitches...had a 2.84 ERA in 11 relief appearances when he was placed on the injured list Aug. 15 with a strained lumbar muscle...was assigned to Double-A Akron on a rehab assignment on Aug. 31 and made two outings there (2.0 ip, 1 h, 3 so) and five with Columbus (4.2 ip, 5 h, 5 r, 5 er, 3 bb, 4 so)...had his only minor league game without a strikeout on Sept. 12 at Toledo, snapping a streak of 45 consecutive minor league appearances with one more strikeouts dating back to Aug. 18, 2022...was reinstated from the IL on Sept. 19...allowed a career-high three runs on a career-high tying two hits Sept. 19 at Kansas City and then tossed a career-high tying 29 pitches the next day against the Royals before he was optioned on Sept. 20...returned on Sept. 23 and struck out a career-high four in a career-high 2.0 scoreless innings that day against Baltimore but was optioned to the minors again following the game.

CAREER

2022—Spent most of the season with Triple-A Lehigh Valley but made four appearances over two stints with Philadelphia in his Major League debut...compiled a 2.25 ERA and .214 opponents batting average with the Phillies...was selected on June 13 and made his ML debut on June 16 at Washington (1.0 ip, 1 bb, 1 hbp)...recorded his first strikeout in a scoreless inning of relief on June 19 at the Nationals (Josh Bell) but was optioned following the game...returned for his second stint on July 8, pitched in consecutive games on July 11 at St. Louis and July 12 at Toronto, and was optioned on July 13...was outrighted to Lehigh Valley the following day...went 2-2 with a save, a 5.29 ERA and .824 OPS in 47 games, including one start, with the Iron Pigs...had 66 strikeouts in 51.0 innings (11.65 strikeouts per nine innings)...had a .279 opponents batting average, which broke down to .232 with a .705 OPS against left-handed hitters compared to .324 with a .940 OPS against right-handers...yielded a .362 average with runners in scoring position...allowed 9-of-18 (50.0%) inherited runners to score but first batters faced were 5-for-42 (.119) with two walks, a hit by pitch and sacrifice fly (.174 on-base percentage)...compiled a 2.65 ERA in 14 day games, a 6.62 ERA in 33 night games...did not allow a hit to the opponents two hitter in the order (0-for-21)...was credited with his only save of the season and the second of his career on June 8 at Omaha when he tossed a scoreless inning of relief in a 4-2 win...had a 5.00 ERA and .820 OPS in 19 games when he was selected by Philadelphia on June 13...returned to Triple-A June 19 and logged a 15.19 ERA in four games before the Phillies called again on July 8...tossed a season-high 2.0 innings July 2 at Syracuse, his first of five outings of 2.0 innings...was outrighted to Lehigh Valley on July 14 and posted a 3.58 ERA over his final 24 appearances...did not allow a run over an eight-game stretch from July 26 to Aug. 16 (8.1 ip, 6 h, 7 so)...made his only start of the season on Aug. 23 against Gwinnett (1.0 ip, 3 h, 3 r, 1 bb, 1 so)...struck out a season-high four in 2.0 innings Aug. 30 at Norfolk...had allowed just 1-of-7 (14.3%) inherited runners to score over the first five months of the season but then allowed 8-of-11 (72.7%) to score in nine games in September.

2021—Signed by Houston to a minor league contract on May 8 and was assigned to Double-A Corpus Christi...went 2-0 with a 1.69 ERA in six relief appearances with the Hooks before he was promoted to Triple-A Sugar Land June 1...was 3-4 with a 2.82 ERA in 35 games with the Space Cowboys and combined to go 5-4 with a 2.70 ERA and .644 opponents OPS in 41 relief appearances overall...struck out 62 in 50.0 innings (11.16 per nine innings) and walked just 18 for a strikeout-to-walk ratio of 3.24...allowed a .233 opponents batting average, which broke down to .216 with a .632 OPS against right-handed hitters compared to .260 with a .660 OPS against lefties...held the opposition to a .169 average with runners in scoring position...opponents were 0-for-13 with a walk and eight strikeouts with the bases loaded...allowed 10-of-35 (28.6%) inherited runners to score...first batters faced were 10-for-37 (.271) with four walks...had a 2.02 ERA or lower in every month except August (6.75 ERA)...tossed at least one inning in 36 of his 41 appearances...made his Corpus Christi debut on May 14 at Frisco (0.1 ip, 1 h, 1 so)...it was his first appearance in affiliated ball since Sept. 3, 2018...had a 1.69 ERA in six games in May with the Hooks before he was promoted to Sugar Land on June 1...logged a season-high 2.2 innings June 7

at Oklahoma City...struck out a season-high five batters in 2.1 innings on June 12 against Round Rock...allowed just one earned run over a 13-game stretch from June 20 to July 29 (0.54 ERA)...did not allow a run in nine of his final 10 appearances beginning Aug. 26 (0.84 ERA) and finished the season with a 6.1-inning scoreless streak.

2020—Did not pitch in 2020.

2019—Pitched for Southern Maryland of the independent Atlantic League and was 3-8 with a 5.34 ERA in 20 games, including 17 starts

2018—Signed a Major League contract with Baltimore as a free agent on Dec. 14, 2017 but was designated for assignment March 29, 2018 and outrighted to Double-A Bowie April 5...spent the entire season in the Orioles farm system and combined for a 1-6 record and an 8.42 ERA in 31 games, including eight starts, with Bowie and Triple-A Norfolk...had more walks (77) than strikeouts (62)...tossed 67.1 innings and averaged 10.29 walks per nine innings...allowed a .264 opponents batting average, which broke down to .240 with an .821 OPS against left-handed hitters compared to .295 with an .866 OPS against right-handers...opponents hit .333 with runners in scoring position...allowed 5-of-6 (83.3%) inherited runners to score and first batters faced were 6-for-15 (.400) with eight walks (.608 on-base percentage)...started in each of his first five outings but 23 of his final 26 appearances came out of the bullpen...was 1-5 with a 9.30 ERA in 20 games, including eight starts, with Bowie when he was promoted to Norfolk on July 27...went 0-2 with a 4.91 ERA in six relief appearances with the Tides before he was returned to Baysox on Aug. 14...had a 7.71 ERA over his final five appearances.

2017—Began the season at Double-A San Antonio and went 7-2 with a 2.98 ERA in 15 starts to earn Texas League Midseason All-Star honors...was promoted to Triple-A El Paso on June 29 and logged a 3-2 record and a 6.64 ERA in 13 games, including seven starts, with the Chihuahuas...combined to go 10-4 with a 4.19 ERA in 28 games, including 22 starts...the wins were his most as a minor leaguer as were his 128 strikeouts...tied for third in the Padres farm system in wins, ranked eight in strikeouts and ninth in innings pitched (126.2)...had a .244 opponents batting average, which broke down to .218 with a .626 OPS against righties and .283 with a .893 OPS against lefties...had a six-game winning streak over a 10-start stretch from April 24 to June 11...compiled a 2.02 ERA and .185 opponents batting average over that span...had a 21.0-inning scoreless streak from May 9-25...was 3-0 with a 1.95 ERA and .178 opponents batting average in six starts in May...had a minor league career-high 11 strikeouts in 6.0 innings in a 7-4 win in his final Double-A Start at Corpus Christi on June 21...his final six appearances beginning Aug. 12 came in relief (3.27 ERA).

2016—Pitched at three different levels in the Padres farm system and tallied a 9-8 record and a 4.34 ERA in 25 starts with High-A Lake Elsinore, Double-A San Antonio and Triple-A El Paso...ranked fifth in the Padres farm system in strikeouts (115), sixth in wins, tied for seventh in games started and 10th in innings pitched (128.2)...went 2-1 with a 1.27 ERA in six starts in May...had a six-game winning streak from June 9 to July 17 and posted a 2.52 ERA over that stretch, which spanned eight starts...was placed on the injured list Aug. 23 with a right elbow contusion and missed the remainder of the season.

2015—Began the season on the injured list with a right shoulder impingement...was reinstated from the IL on May 24 and went 5-3 with a 4.46 ERA in 13 starts with Single-A Fort Wayne...was promoted to High-A Lake Elsinore on Aug. 4 and went 0-6 with an 8.40 ERA in six games, including five starts, with the Storm...was a combined 5-9 with a 5.68 ERA in 19 games, 18 starts, overall.

2014—Spent the entire season with Short-Season Eugene in the Northwest League and went 7-5 with a 4.05 ERA in 15 games, including 14 starts...struck out 71 batters in 73.1 innings and decreased his walk total to 25 (3.07 per nine innings).

2013—Split his season between Eugene and Fort Wayne and combined for a 3-2 record and a 5.75 ERA in 33 relief appearances...struck out 49 batters in 56.1 innings but also walked 47...had 17 wild pitches for the second consecutive season.

2012—Was a compensation pick of the San Diego Padres following the first round of the 2011 draft but did not pitch until 2012...combined to go 0-7 with a 7.21 ERA in 20 games, including six starts, with the AZL Padres and Fort Wayne.

PERSONAL/MISCELLANEOUS

Michael Joseph Kelly...is married, Kimberly...graduated from West Boca Raton Community High School (FL) in 2011.

LIFETIME PITCHING RECORD

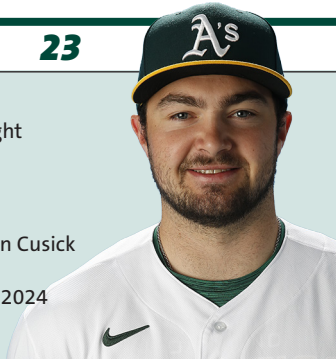

Year	Club	W	L	ERA	G	GS	CG	SHO	SV	IP	H	R	ER	HR	HB	BB	IBB	SO	WP	BK
2012	AZL Padres	0	5	7.11	13	6	0	0	0	44.1	54	48	35	2	7	25	1	37	12	1
	Ft. Wayne	0	2	7.53	7	0	0	0	0	14.1	18	14	12	0	1	18	1	14	5	0
2013	Eugene	1	1	6.10	18	0	0	0	0	38.1	36	37	26	2	6	35	0	33	13	0
	Ft. Wayne	2	1	5.00	15	0	0	0	0	18.0	17	10	10	1	2	12	1	16	4	0
2014	Eugene	7	5	4.05	15	14	0	0	0	73.1	59	36	33	5	4	25	0	71	6	1
2015	Ft. Wayne	5	3	4.46	13	13	0	0	0	66.2	68	39	33	5	0	22	0	35	1	1
	Lake Elsinore	0	6	8.40	6	5	0	0	0	30.0	45	33	28	5	4	9	0	22	6	0
2016	Lake Elsinore	1	3	5.83	6	6	0	0	0	29.1	33	23	19	2	3	12	0	25	0	0
	San Antonio	2	2	2.90	9	9	0	0	0	49.2	42	17	16	3	0	17	1	49	5	0
2017	El Paso	6	3	4.89	10	10	0	0	0	49.2	50	29	27	4	3	23	0	41	0	0
	San Antonio	7	2	2.98	15	15	0	0	0	84.2	68	31	28	6	3	30	0	91	3	1
2018	El Paso	3	2	6.64	13	7	0	0	0	42.0	47	33	31	6	4	26	1	37	2	0
	Bowie	1	5	9.11	25	8	0	0	1	56.1	55	60	57	8	6	66	0	55	13	0
2019	Norfolk	0	1	4.91	6	0	0	0	0	11.0	13	6	6	0	0	11	0	7	1	0
	S. Maryland (Ind.)	3	8	5.34	20	17	1	0	0	89.1	85	61	53	11	3	63	1	83	12	2
2020	(Minor League Season Cancelled — Did Not Pitch)																			
2021	Corpus Christi	2	0	1.69	6	0	0	0	0	5.1	4	1	1	1	0	1	0	9	0	0
	Sugar Land	3	4	2.82	35	0	0	0	0	44.2	40	16	14	4	1	17	1	53	4	0
2022	Lehigh Valley	2	2	5.29	47	1	0	0	1	51.0	56	34	30	8	1	24	0	66	1	1
	PHILADELPHIA	0	0	2.25	4	0	0	0	0	4.0	3	1	1	1	1	1	0	4	0	0
2023	Akron	0	0	0.00	2	0	0	0	0	2.0	1	0	0	0	0	0	0	3	0	0
	Columbus	1	3	3.58	32	0	0	0	2	37.2	38	16	15	3	2	22	1	58	2	0
	CLEVELAND	1	0	3.78	14	0	0	0	0	16.2	13	8	7	0	0	9	0	16	3	0
Major League Career		1	0	3.48	18	0	0	0	0	20.2	16	9	8	1	1	10	0	20	3	0
Minor League Career		43	50	5.06	293	94	0	0	4	748.1	744	483	421	65	47	395	7	722	78	5

CAREER TRANSACTIONS

2011 — Selected by the San Diego Padres organization as a compensation pick (48th selection overall) following the first round of the First-Year Player Draft. **2017** — Elected free agency, November 6; signed by the Baltimore Orioles, December 14. **2018** — Elected free agency, November 2. **2021** — Signed by the Houston Astros to a minor league contract, May 8. Elected free agency, November 7; signed by the Philadelphia Phillies to a minor league contract, November 19. **2022** — Elected free agency, October 14; signed by the Cleveland Guardians to a minor league contract, December 28. **2023** — On the injured list, August 15 to September 18; included rehabilitation assignment to Akron, August 31 to September 5, and Columbus, September 6 to 18. Claimed off waivers by the Oakland Athletics, November 17.

KELLY'S CAREER BESTS

Low Hit Complete Game: None
 Innings Pitched: 2.0, September 23, 2023 vs. Baltimore
 Strikeouts: 4, September 23, 2023 vs. Baltimore
 Pitches: 29 (twice), last: September 20, 2023 at Kansas City
 Longest Winning Streak: 1, July 17, 2023 to present
 Longest Losing Streak: None
 Longest Scoreless Streak: 5.2, July 12, 2022 to July 23, 2023

**CATCHER****Height/Weight:** 6-0 / 205**Bats/Throws:** Right / Right**Birthdate:** November 18, 1997**Opening Day Age:** 26**Birthplace/Resides:** Portland, Oregon / Grapevine, Texas**Major League Service:** 1 year, 51 days**Obtained:** Acquired from Atlanta with Cristian Pache, Ryan Cusick and Joey Estes for Matt Olson, March 14, 2022**Contract Status:** First year of a one-year contract through 2024
 [Updated Stats](#)
CAREER HIGHLIGHTS

Was the ninth overall selection in 2019 First-Year Player Draft by Atlanta and was traded to Oakland with three other players in the Matt Olson deal on March 14, 2022...made his Major League debut with the A's in 2022 and is a .208 hitter with 28 home runs and 85 RBI in 175 games over two seasons...also has a .266 average with 43 home runs and 143 RBI in 243 games in three seasons in the minors...opponents have been successful in just 65-of-111 (58.6%) stolen bases attempts off him in the minors...earned Pacific Coast League Postseason All-Star honors in 2022...was named MVP of the 2022 Futures Game...was the Hank Aaron Award winner as the Braves Minor League Player of the Year in 2021...was rated as Atlanta's second-best prospect by *Baseball America* following the 2021 season, fourth-best following 2020 and seventh-best after 2019.

2023 HIGHLIGHTS

- Batted .205 with 22 home runs and 63 RBI in 135 games in his first full season in the majors.
- The batting average was eighth lowest in the majors among players with 400 or more plate appearances...using the same minimum, he had the fifth lowest on-base percentage (.268).
- Hit 21 of his 22 home runs as a catcher, which tied for third most in the majors among catchers...also ranked second in triples (4) and eighth in RBI (60).
- Became the fourth catcher in Oakland history and the sixth in Athletics history to hit 20 or more home runs...his 21 home runs tied for third most in Athletics history by a catcher and his four triples tied the Oakland catcher record set by Mike Heath in 1982 and '85.
- Led the A's in triples (4).
- Nearly half of his hits (45 of 92, 48.9%) were for extra bases...62 of his 123 career hits (50.4%) are extra base hits.
- Hit .217 (68-for-314) with a .723 OPS against right-handed pitchers, .179 (24-for-134) with a .583 OPS against left-handers.
- His average improved to .235 with runners in scoring position.
- Connected for 19 of his 22 home runs in night games...16 came on the road and 11 were hit with runners on base...has hit 21 of his 28 career home runs on the road.
- Batted .205 before the All-Star Break, .206 after the break...however, his OPS improved from .633 before the break to .752 after the break.
- Hit .121 with two strikes and now has a .122 career average in that situation.
- Tied for second in the majors among catchers in games started (116), ranked fifth in games (123), sixth in total chances (1002), putouts (945) and assists (47) and eighth in double plays (6)...tied for fifth in most passed balls (7) and tied for sixth in most errors (10)...had -13 defensive runs saved, which was third lowest among catchers and ninth lowest among all Major Leaguers.
- His 1,002 total chances and 945 putouts were the most by an A's catcher since Jason Kendall had 1,044 and 986 in 2005...his 10 errors matched the most by an A's catcher over the last 22 years (Lucroy, 2018).

MOST HOME RUNS, ATHLETICS CATCHER

- 34 Terry Steinbach, 1996
- 22 Mickey Cochrane, 1932
- 21 Shea Langeliers, 2023
- 21 Ramón Hernández, 2003
- 21 Gene Tenace, 1975
- 20 Frankie Hayes, 1939

**only includes home runs while playing catcher*

- Opponents were 80-for-118 (67.8%) in stolen base attempts with him behind the plate, which was the second lowest success rate in the majors (Moreno, ARI 60.0%)...had the most caught stealings (38) but the 80 stolen bases were fifth most.
- Also made eight starts at designated hitter and was 1-for-5 with a home run and three RBI as a pinch hitter.
- Started games in each of the bottom six spots in the order...led the A's with 38 starts batting seventh, 32 hitting eighth and 20 batting fifth...hit .252 with eight of his 22 home runs and 22 of his 63 RBI batting eighth.
- **DAY-BY-DAY:** Hit .205 over his first 11 games...then went 3-for-5 with a double, home run and two RBI on April 14 against New York (NL), matching his career high for hits...hit his sixth home run in his 23rd game on April 27...then homered just five times over his next 80 contests from April 28 to Aug. 19...finished April with a .227 batting average, six home runs and 16 RBI in 24 games...then batted a combined .194 with four home runs and 19 RBI in 65 games in May, June and July...had his second three-hit game of the season and the fourth of his career May 9 at New York (AL)...had a career-high tying five-game hitting streak from June 3-9 (6-for-19, .316)...stole the first base of his career June 30 against Chicago (AL)...went 14-for-65 (.215) over a 20-game stretch from Aug. 21 to Sept. 15 but nine of the hits were home runs and he drove in 17 runs...equaled his career highs with two home runs and four RBI on Aug. 24 at Chicago (also had 2 HR and 4 RBI on Oct. 2, 2022 at Seattle)...hit .232 with six home runs in 22 games in August, his best single-month average of 2023...then batted .194 with 16 RBI in 23 games in September...11 of his 14 hits in the month were for extra bases (four doubles, one triple, six home runs)...hit his first career pinch hit home run Sept. 22 against Detroit...it was the first pinch hit of his career as he was previously 0-for-3 in the pinch.

CAREER

2022—Was one of four players acquired from Atlanta in the Matt Olson trade during the spring and spent the first 4½ months of the season at Triple-A Las Vegas...hit .283 with 19 home runs, 56 RBI and an .876 OPS in 92 games with the Aviators to earn Pacific Coast League Postseason All-Star honors...was selected by the A's on Aug. 16 and batted .218 with six home runs, 22 RBI and a .691 OPS in 40 games with Oakland in his Major League debut...with the A's, added 10 doubles and a triple for a .430 slugging percentage...17 of his 31 hits (54.8%) were for extra bases...walked just nine times and struck out 53 times in 153 plate appearances...his average of 2.89 plate appearances per strikeout was third lowest in Oakland history among players with at least 150 plate appearances (Chapman, 2.81 in 2020; Allen, 2.87 in 2011)...batted .276 with an .801 OPS against left-handed pitchers compared to .204 with a .660 OPS against right-handers... had a .345 batting average with runners in scoring position, which was fifth best in the American League among players with at least 150 plate appearances overall...hit .182 with the bases empty, .278 with runners on...connected for five of his six home runs on the road...three came against Seattle and all of those came in three games at T-Mobile Park...hit .123 with two strikes... started 24 games at designated hitter and 14 at catcher...batted .184 with two home runs, seven RBI and a .536 OPS as the DH compared to .273 with four home runs, 15 RBI and a .935 OPS as the catcher...committed just one error in 17 games behind the plate for a .993 fielding percentage...opponents were successful in 16-of-19 (84.2%) stolen bases attempts with him behind the plate...started games at every spot in the order except first, third and ninth and saw his most action with 10 starts in the seven spot and nine batting eighth...in addition to earning PCL Postseason All-Star honors, he also represented the AL in the All-Star Futures game and earned MVP honors in the game...was named an A's Organization All-Star by MiLB.com...received the Mayor's Trophy (voted by fans) and team MVP honors from Las Vegas...based on a minimum of 400 plate appearances, he ranked sixth in the PCL in slugging (.510), seventh in OPS (.976) and 10th in batting (.283)...ranked fourth in the A's farm system in home runs (19), tied for seventh in extra base hits (40), tied for ninth in RBI (56) and 10th in runs (62)...posted minor league bests in every category except games, home runs and strikeouts...in addition to his 19 home runs, he also had 19 doubles and two triples for a .510 slugging percentage...was 5-for-6 (83.3%) in stolen base attempts...hit .296 with an .889 OPS against right-handed pitchers, .257 with an .847 OPS against left-handers...batted .326 with a .991 OPS in 46 home games, .240 with a .759 OPS in 46 road games...his average slipped to .265 with runners in scoring position...hit .324 with a .946 OPS in the seventh inning or later...started 76 games at catcher and 13 at designated hitter...committed eight errors overall behind the plate for a .988 fielding percentage...opponents were successful

in 69-of-93 (74.2%) stolen base attempts with him catching...hit in every spot in the order except first and ninth and saw his most playing time with 28 games hitting fourth and 23 batting third... went 4-for-5 on April 19 against El Paso, matching his minor league career high for hits...that started a 14-game stretch through May 4 where he hit .389 with 14 runs, seven home runs, 15 RBI and a 1.318 OPS...had two home runs and four RBI on April 30 against Tacoma...it was his fifth career minor league multi-homer game and the RBI matched his career best...batted .301 with nine home runs, 20 RBI and a 1.119 OPS in 20 games in April...tied for third in all of minor league baseball in home runs in April, ranked sixth in slugging (.712) and ninth in OPS...drew a walk in eight consecutive games from June 11 to 23 (eight walks total)...had a minor league season-high 11-game hitting streak from July 1 to 22...went 14-for-50 (.280) with four home runs and 11 RBI during the streak...was named to the American League team for the Futures Game and was named MVP of the game on July 16 at Dodger Stadium after going 1-for-2 with a home run and RBI in the AL's 6-4 win...went 4-for-4 with a walk on July 26 at Albuquerque...had his third four-hit game of the season Aug. 5 against Reno and went 11-for-24 (.458) over a six-game stretch Aug. 5 to 13...was selected by Oakland on Aug. 16 and made his Major League debut that day at Texas...went 1-for-4 in a start at designated hitter...doubled off Kohei Arihara in his first at bat in the second inning for his first hit...hit his first ML home run the next day at Texas, a two-run shot off Josh Sborz in the eighth inning...made his first start at catcher on Aug. 18 against the Rangers and threw out Semien attempting to steal second base in the first inning...had his first multiple hit game when he went 3-for-4 against Seattle on Aug. 21...had another three-hit game on Aug. 25 against New York (AL)...was hitting .294 with two home runs, seven RBI and a .953 OPS over his first nine games through Aug. 25...then had a career-high 0-for-16 streak from Aug. 26 to Sept. 1...did not strike out on Sept. 4 at Baltimore, snapping a career-opening streak of 16 consecutive games with a strikeout, which was the longest such streak in Athletics history...in AL history and NL history since 1901, it is second longest to Austin Jackson, who fanned at least once in each of his first 19 games with Detroit in 2010...struck out 29 times in 66 plate appearances over that stretch...went 11-for-40 (.275) with four doubles, three home runs, nine RBI and a .970 OPS over his final 12 games beginning Sept. 22...began the stretch by hitting safely in a career-high five straight games from Sept. 22 to 28 (7-for-20, .350)...doubled in each of the first four games of that streak...had his first career two-homer game and drove in a career-high four runs Oct. 3 at Seattle...walked with the bases loaded in the bottom of the 10th inning Oct. 4 against Los Angeles (AL) for his first career game-ending RBI...it was the 28th walk-off walk in Oakland history, the first since Khris Davis on July 28, 2019 against Texas.

2021—Was the Hank Aaron Award winner as the Braves Minor League Player of the Year after combining to hit .256 with 22 home runs and 53 RBI in 97 games with Double-A Mississippi and Triple-A Gwinnett in his first full professional season...began the year at Double-A Mississippi and hit .258 with 22 home runs and 52 RBI in 92 games...played in five postseason games for Double-A South Champion M-Braves and was moved up to Gwinnett following the postseason...went 2-for-11 (182) in five games in his Triple-A debut...added to Atlanta's taxi squad for the postseason, traveling and working out with the team for all three rounds of the club's run to the World Series title...ranked second in the Double-A South in slugging (.498), third in home runs, fourth in OPS (.836), seventh in runs (56), eighth in total bases (164), ninth in batting and tied for ninth in extra base hits (35)...tied for second in the Braves farm system in home runs, ranked fifth in total bases (168), tied for fifth in extra base hits (37), seventh in RBI and runs (59) and tied for ninth in hits (87)...hit .273 with an .894 OPS and 20 of his 22 home runs against right-handed pitchers, .202 with a .644 OPS against left-handers...combined for a .212 batting average and .716 OPS in 51 games in his home ballparks...batted .300 with a .949 OPS on the road...started 82 games at catcher and 12 at designated hitter...tossed out 31-of-74 (41.9%) attempted base stealers, which was second best among Triple-A and Double-A catchers with at least 60 games caught...committed five errors for a .994 fielding percentage...was 0-for-1 with two walks as a pinch hitter...saw his most action with 70 games batting clean-up...was named the Braves number two prospect by *Baseball America* following the season...had his first career two-homer game May 8 against Pensacola and matched his minor league career high with four RBI...it was his first of four four-RBI games in 2021...threw out 11-of-18 (61.1%) attempted base stealers from May 19-June 10...was named Double-A South Player of the Week for the week of May 24-30 after going 8-for-19 (.421) with five runs, two doubles, a home run and five RBI in five games...the home run was a grand slam on May 27 against Montgomery...went 4-for-5 with four runs scored, three home runs and

three RBI on June 2 at Pensacola...the home runs are a career-high and the runs scored and hits match his best...homered three times and drove in six runs over a five-game stretch from June 24-30...stole the first base of his career on June 30 at Montgomery...had nine home runs and 16 RBI in 22 games in June, all his best single-month figures in 2021...had a season-best 13-game hitting streak from July 24-Aug. 13...went 20-for-51 (.392) with 14 runs, four doubles, five home runs and 10 RBI during the streak...had his third career multi-homer game July 27 at Pensacola... had his fourth career four-hit game on Aug. 10 at Biloxi when he went 4-for-4 with two home runs and four RBI...it was his fourth career multi-homer contest...hit .306 in 17 games in August...batted .222 (4-for-18) with a double, two RBI and two walks in five postseason games for Mississippi...was sent to Triple-A Gwinnett following the playoffs and went 0-for-3 with two walks in two games...joined Atlanta's taxi squad for the postseason.

2020—Received a non-roster invitation to Atlanta's Spring Training, less than one year after getting drafted by the Braves...played in eight games and went 6-for-14 (.429) with one home run, five RBI, one walk and one run scored...spent the rest of the season at the club's alternate training site...ended the season ranked by MLB.com and *Baseball America* as the Braves' No. 4 prospect.

2019—In his first professional season, played in 54 games, all with Single-A Rome...finished the year strong by hitting .435/.447/.522 over his final 11 games...had two four-hit games in that stretch...threw out 41.0 percent of would-be basestealers (16-of-39)...named by *Baseball America* as the best "Defensive Catcher" and the seventh-best prospect in Atlanta's organization...tabbed by MLB.com as Atlanta's No. 5 prospect...became the first catcher taken by Atlanta with its top overall selection in a draft since 1989, when the Braves took Tyler Houston second overall.

PERSONAL/MISCELLANEOUS

Shea Ryan Langeliers was originally signed by Braves scout Darin Vaughan...is married, Raegan...graduated from Keller (TX) High School...played collegiately at Baylor University for three seasons...majored in engineering...was a unanimous First-Team All-Big 12 selection in 2019...threw out 14-of-25 (56%) basestealers...set an NCAA Tournament single-game record in 2019 with 11 RBI in the Bears second game of the regional, June 1 vs. the University of Nebraska Omaha...in 2018, was named the Rawlings/ABCA Gold Glove Winner at his position.

LIFETIME PLAYING RECORD

Year	Club	AVG	G	AB	R	H	2B	3B	HR	RBI	SH	SF	HP	BB	SO	SB	CS	OBP	SLG	E
2019	Rome	.255	54	216	27	55	13	0	2	34	0	4	2	17	55	0	0	.310	.343	3
2020		(Minor League Season Cancelled — Did Not Play)																		
2021	Mississippi	.258	92	329	56	85	13	0	22	52	0	1	4	36	97	1	0	.338	.498	4
	Gwinnett	.182	5	11	3	2	2	0	0	1	0	0	0	3	6	0	0	.357	.364	1
2022	Las Vegas	.283	92	353	62	100	19	2	19	56	0	2	4	43	88	5	1	.366	.510	8
	OAKLAND	.218	40	142	14	31	10	1	6	22	0	2	0	9	53	0	0	.261	.430	1
2023	OAKLAND	.205	135	448	52	92	19	4	22	63	1	2	5	34	143	3	2	.268	.413	10
Major League Totals		.208	175	590	66	123	29	5	28	85	1	4	5	43	196	3	2	.266	.417	11
Minor League Totals		.266	243	909	148	242	47	2	43	143	0	7	10	99	246	6	1	.342	.464	16

CAREER TRANSACTIONS

2016 — Selected by the Toronto Blue Jays organization in the 34th round of the First-Year Player Draft; did not sign. **2019** — Selected by the Atlanta Braves organization in the 1st round (9th pick overall) of the First-Year Player Draft. **2022** — Traded to the Oakland Athletics with outfielder Cristian Pache and minor league pitchers Ryan Cusick and Joey Estes for first baseman Matt Olson, March 14.

LANGELIERS' CAREER BESTS

Hits: 3 (four times), last: May 9, 2023 at New York (AL)

Home Runs: 2 (twice), August 24, 2023 at Chicago (AL); October 2, 2022 at Seattle

Runs Batted In: 4 (twice), last: August 24, 2023 at Chicago (AL)

Stolen Bases: 1 (three times), last: August 25, 2023 at Chicago (AL)

Hitting Streak: 5 (twice), last: June 3 to 9, 2023

Hitless Streak (At Bats): 16, August 26 to September 1, 2022

Game Ending RBI: 4, October 4, 2022 vs. Los Angeles-AL (walk)

Grand Slams: None

Pinch-Hit Home Runs: 1, September 22, 2023 vs. Detroit (Tyler Holton)

Inside-The-Park Home Runs: None

Lead Off Home Runs: None

**LEFT-HANDED PITCHER****Height/Weight:** 6-3 / 200**Bats/Throws:** Left / Left**Birthdate:** September 23, 1996**Opening Day Age:** 27**Birthplace/Resides:** Thousand Oaks, California / Tallahassee, Florida**Major League Service:** 26 days**Obtained:** Acquired from the Baltimore Orioles for Shintaro Fujinami, July 19, 2023**Contract Status:** First year of a one-year contract through 2024[Updated Stats](#)**NON-ROSTER INVITEE****CAREER HIGHLIGHTS**

Was acquired by the A's from the Baltimore Orioles for Shintaro Fujinami on July 19 and made his Major League debut with Oakland in September...compiled an 8.10 ERA in six relief appearances...was originally selected by the Miami Marlins in the 14th round of the 2019 First-Year Player Draft and was dealt to the Orioles following the 2019 season...is 8-4 with three saves and a 4.13 ERA in 108 career minor league appearances, including nine starts, in four professional seasons...pitched for Scottsdale in the Arizona Fall League in 2022.

2023 HIGHLIGHTS

- Began the season at Double-A Bowie in the Orioles organization but finished it by making his Major League debut with Oakland in September...was 1-0 with a save, a 3.86 ERA and .823 opponents OPS in a career-high 36 relief appearances with Bowie, Triple-A Norfolk and Triple-A Las Vegas when he selected by Oakland on Sept. 6...compiled an 8.10 ERA and .948 opponents OPS in six relief appearances with the A's.
- Had a .323 opponents batting average with Oakland, which included .308 (4-for-13) with a .923 OPS against left-handed hitters and .333 (6-for-18) with a .955 OPS against right-handers...issued all four of his walks to righties.
- Allowed 3-of-4 (75.0%) inherited runners to score and first batters faced were 3-for-5 (.600) with a walk.
- Struck out 51 batters in 46.2 minor league innings, an average of 9.84 per nine innings, and walked just 17 (3.28 per nine innings)...yielded nine home runs.
- Allowed a .261 opponents batting average, which broke down to .233 (17-for-73) with a .703 OPS against left-handed hitters compared to .280 (30-for-107) with a .904 OPS against right-handers.
- Seven of the nine home runs he surrendered were solo shots...five came with two strikes.
- Allowed 7-of-21 (33.3%) inherited runners to score...first batters faced were 9-for-34 (.265) with two walks.
- Held the opponents clean-up hitter to a .130 batting average and no home runs...the three hitter batted .409.
- Did not allow a run in the ninth inning (5.2 ip, 1 h, 1 bb, 7 so).
- **DAY-BY-DAY:** Began the season at Bowie and did not allow a run in 11 of his first 12 appearances, which also included one outing with Norfolk...had a 1.42 ERA and .154 opponents batting average over that span...picked up the win in his first outing on April 7 at Hartford (1.0 ip, 2 so), his only decision of the season...struck out a season-high four batters on April 15 against Akron (also May 12 at Harrisburg and June 9 at Scranton/Wilkes-Barre)...finished April with a 1.59 ERA in five games and then logged a 1.74 ERA in five appearances in May...tossed a season-high 2.2 innings May 7 against Erie...had a 10.2-inning scoreless streak from May 12-June 9...matched his season high with 2.2 scoreless innings on May 27 at Akron...was 1-0 with a 1.59 ERA and .503 opponents OPS in 11 relief appearances with Bowie when he was promoted to Norfolk on June 6...allowed a season-high four runs on June 14 against Worcester...was credited with his lone save on July 7 at Durham (1.0 ip, 1 so)...had a save, a 4.61 ERA and .846 opponents OPS in 10 games with Norfolk when he was traded to the A's organization on July 19 for Shintaro Fujinami...was assigned to Las Vegas...allowed a season-

high five hits and equaled his season high with four runs in 1.0 inning on Aug. 19 at Reno... logged a season-high 46 pitches Aug. 27 at Tacoma...had a 6.23 ERA and .407 opponents batting average in 12 relief appearances in August...allowed 7-of-13 (53.8%) inherited runners to score in August after stranding each of his eight inherited runners over the first four months of the season...compiled a 5.63 ERA and 1.069 opponents OPS in 15 relief appearances with the Aviators before he was selected by Oakland on Sept. 6...made his Major League debut Sept. 8 at Texas (1.0 ip, 2 h, 1 r, 1 er, 2 bb, 1 so)...fanned Corey Seager in the fourth inning for his first strikeout...tossed a career-high 2.0 scoreless innings Sept. 16 against San Diego...allowed a career-high four runs on a career-high four hits in a career-low 0.2 innings Sept. 19 against Seattle...pitched 1.0 scoreless inning Sept. 21 against Detroit was optioned to Las Vegas Sept. 23...did not pitch the remainder of the season.

CAREER

2022—Pitched in 32 games for Double-A Bowie and had a 3-1 record with one save and a 4.76 ERA...had career highs in innings pitched (56.2) and strikeouts (65)...pitched for Scottsdale in the Arizona Fall League following the season and was 2-1 with a 3.27 ERA in 10 relief appearances.

2021—Spent the entire season with High-A Aberdeen and went 3-1 with a 3.96 ERA with 50 strikeouts to 13 walks in 27 relief appearances for the IronBirds.

2020—Did not pitch as the minor league season was cancelled due to the pandemic...participated in the Orioles Fall Instructional League camp at the Ed Smith Stadium complex in Sarasota.

2019—Combined for a 1-2 record and a 3.63 ERA in 13 games, including nine starts, in his professional debut with the GCL Marlins and Short-Season Batavia...the nine starts were the only starts of his career...tossed a minor league career high 4.0 scoreless innings on Aug. 2 against Connecticut...struck out a minor league career-high eight in 3.1 innings in the second game of an Aug. 7 doubleheader at Williamsport...also made one postseason start for the Muckdogs, a no decision (3.0 ip, 2 h, 4 so).

PERSONAL/MISCELLANEOUS

Easton James Lucas...attended Pepperdine University.

LIFETIME PITCHING RECORD

Year	Club	W	L	ERA	G	GS	CG	SHO	SV	IP	H	R	ER	HR	HB	BB	IBB	SO	WP	BK
2019	GCL Marlins	1	0	0.00	1	0	0	0	0	3.0	3	0	0	0	0	0	0	1	0	0
	Batavia	0	2	3.98	12	9	0	0	0	31.2	26	14	14	3	2	9	0	40	1	0
2020		(Minor League Season Cancelled — Did Not Pitch)																		
2021	Aberdeen	3	1	3.96	27	0	0	0	1	38.2	35	19	17	5	3	13	0	50	2	0
2022	Bowie	3	1	4.76	32	0	0	0	1	56.2	50	32	30	6	3	25	0	65	4	1
2023	Bowie	1	0	1.59	11	0	0	0	0	17.0	9	3	3	2	0	4	0	24	0	0
	Norfolk	0	0	4.61	10	0	0	0	1	13.2	10	8	7	4	0	9	0	14	1	0
	Las Vegas	0	0	5.63	15	0	0	0	0	16.0	28	11	10	3	0	4	1	13	1	0
	OAKLAND	0	0	8.10	6	0	0	0	0	6.2	10	6	6	1	0	4	1	7	2	0
	Major League Totals	0	0	8.10	6	0	0	0	0	6.2	10	6	6	1	0	4	1	7	2	0
	Minor League Totals	8	4	4.13	108	9	0	0	3	176.2	161	87	81	23	8	64	1	207	9	1

CAREER TRANSACTIONS

2019 — Selected by the Miami Marlins in the 14th round of the First-Year Player Draft. Traded to the Baltimore Orioles for infielder Jonathan Villar, December 2. **2023** — Traded to the Oakland Athletics for pitcher Shintaro Fujinami, July 19.

LUCAS' CAREER BESTS

Low Hit Complete Game: None
 Innings Pitched: 2.0, September 16, 2023 at Houston
 Strikeouts: 2, September 21, 2023 vs. Detroit
 Pitches: 34, September 16, 2023 vs. San Diego
 Longest Winning Streak: None
 Longest Losing Streak: None
 Longest Scoreless Streak: 2.0, September 16, 2023

**INFIELDER****Height/Weight:** 6-4 / 230**Bats/Throws:** Left / Right**Birthdate:** August 23, 1996**Opening Day Age:** 27**Birthplace/Resides:** Pleasant Valley, New York / Pleasant Valley, New York**Major League Service:** None**Obtained:** Signed to a minor league contract, December 5, 2023**Contract Status:** First year of a one-year contract through 2024[Updated Stats](#)**NON-ROSTER INVITEE****CAREER HIGHLIGHTS**

Was originally selected by the Braves organization in the 11th round of the 2017 First-Year Player Draft and hit .226 with 112 home runs and 349 RBI in 611 games over six seasons in the Atlanta farm system...nearly half of his minor league hits (234-of-495, 47.2%) are for extra bases...has played 377 games at first base, 82 at catcher, 26 at third base and one each at left field and pitcher...has caught just one game over the last five years...was named a Braves Organizational All-Star in 2022...played for Peoria in the Arizona Fall League in 2021.

2023 HIGHLIGHTS

- Began the year at Double-A Mississippi for the third consecutive season but made his Triple-A debut at Triple-A Gwinnett in mid-August...also had a two-game rehab assignment with the Braves Florida Complex League team and batted a combined .261 with 25 home runs, 73 RBI and an .898 OPS in 96 games.
- Had career highs in OPS, on-base percentage (.353), slugging percentage (.545) and triples (2) and matched his best in batting.
- Led the Braves farm system in home runs and slugging, ranked second in OPS, third in RBI and fourth in extra base hits (42).
- Tied for fourth in the Southern League in home runs (22), despite a two-week stint on the injured list and an Aug. 15 promotion to Triple-A.
- Hit .274 (66-for-241) with 20 of his 25 home runs against right-handed pitchers compared to .225 (20-for-89) against left-handers.
- Batted .280 with runners in scoring position.
- Hit seven home runs in the seventh inning and connected for 11 of his 25 home runs in the seventh inning or later.
- Started 68 games at first base and 23 at designated hitter...also made his professional debut in the outfield with one game in left field and pitched for the first time in his career.
- Was 1-for-3 with a double and two RBI as a pinch hitter.
- Made starts in each spot in the order from third through eighth...started 37 games batting fifth and 29 hitting clean-up.
- **DAY-BY-DAY:** Went 0-for-5 with a career-high tying four strikeouts on April 11 at Chattanooga...also had four-strikeout games on Aug. 20 at Durham and Aug. 31 at Memphis...made his first career appearance in left field on April 19 against Montgomery...was hitting .154 with a .267 on-base percentage over his first 11 games through the first game of an April 22 doubleheader against Montgomery...then reached base safely in 40 of his next 42 contests through July 23 and batted .312 with a .428 on-base percentage over that span...batted .193 in 16 games in April...scored a run in nine straight games from May 14-25 (10 runs total)...made his professional debut as a pitcher on May 17 at Montgomery in a 10-0 loss (0.2 ip, 1 so)...homed in three straight games from May 23-25...his stolen base on May 23 against Pensacola was his first since Aug. 24, 2018...hit safely in each of his first nine games in June (14-for-29, .483) and was batting .271 with 12 home runs, 38 RBI and a .986 OPS in 46 games overall when he was placed on the injured list June 14 with a left hamstring inflammation...was reinstated on June 27 and hit the 100th home run with his minor league career in his first game back on June 29 at Biloxi...that gave him a .455 batting average, three home runs and

eight RBI in 10 games in June for a 10-game hitting streak...the game at Biloxi would be his only contest before he returned to the IL on July 3 with a strained left hamstring...went 1-for-8 on a two-game rehab assignment with the Braves affiliate in the Florida Complex League before he was reinstated from the IL on July 19...hit .222 over his first 11 games following his return before going 4-for-4 with a walk, a double, two home runs and three RBI on Aug. 3 vs. Montgomery...it was his third career four-hit game...had his first career three-homer game two days later against the Biscuits...it was ninth multi-homer game of his career...went 9-for-24 (.375) with six runs, a double, five home runs and eight RBI in the seven-game series against Montgomery...had another 10 game hitting streak from Aug. 11-22, during which he went 13-for-44 (.295) with four home runs, 12 RBI, no walks and 20 strikeouts...was batting .279 with 22 home runs, 58 RBI and a 1.020 OPS in 68 games overall with Mississippi when he was promoted to Gwinnett on Aug. 15...hit safely in each of his first seven game at Triple-A (9-for-32, .281)...then went 11-for-57 (.193) with a home run and seven RBI over his final 18 contests beginning Aug. 23...combined with both clubs to hit .275 with nine home runs and 24 RBI in 26 games in August...finished with a .225 average, three home runs and 15 RBI in 25 games with Gwinnett.

CAREER

2022—Spent the entire year at Mississippi for the second consecutive season and batted .213 with a career-high 28 home runs and a career-high 82 RBI in a career-high 128 games...led the Southern League in home runs and RBI, ranked second in extra base hits (53), third in walks (75) and eighth in runs (71) and doubles (25)...led the Braves farm system in home runs, RBI and extra base hits, ranked third in slugging (.443), fourth in doubles, fifth in OPS (.771) and walks, seventh in runs and tied for eighth in hits (101)...also had career highs in at bats (474), runs and hits...struck out a career-high 212 times, which was second most in all of the minor leagues...hit .226 with an .813 OPS against right-handed pitchers, .175 with a .642 OPS against left-handers...nine of his 28 home runs and 20 of his 82 RBI gave his team the lead...10 of his home runs came in the fourth inning when he batted .310 with a 1.229 OPS...batted .098 with two strikes...started 124 games at first base and four at designated hitter...committed 12 errors for a .987 fielding percentage...made 86 starts in the clean-up spot, 37 batting fifth, three hitting sixth and two in the three spot...was named a Braves Organizational All-Star...hit safely in a season-high six straight games from April 23-29 (9-for-22 .409)...grounded into his second and final double play of the season on May 18...went the final 94 games of the season without a GDP...had two home runs, including a ninth inning grand slam, and six RBI May 27 at Pensacola...matched his season high with a six-game hitting streak from June 1-7 (9-for-23, .391)...went 12-for-36 (.333) with four doubles, four home runs and 17 RBI over a 10-game stretch from July 2-13...began the stretch with a career-high seven RBI July 2 at Biloxi...reached base safely in 20 consecutive games from Aug. 4 to 30...hit .167 during the streak but has a .326 on-base percentage...played in the 500th game of his career Aug. 30 against Tennessee...had his second two-homer game of the season and the seventh of his career on Sept. 7 at Biloxi when he also drove in five runs.

2021—Spent the entire season at Double-A Mississippi where he batted .223 with 18 home runs and 51 RBI in 86 games...ranked third in the Southern League in strikeouts (131), tied for seventh in home runs and tied for ninth in walks (42)...ranked seventh in the Braves farm system in slugging (.453) and home runs, eighth in RBI, ninth in OPS (.784), tied for ninth in extra base hits (33) and walks and 10th in on-base percentage (.331)...batted .250 with a .778 OPS against left-handed pitchers, .217 with a .786 OPS against right-handers...hit .272 at home, .183 on the road...slugged 11 of his 18 home runs on the road...10 of his home runs gave his team the lead...11 came with runners on base...batted .432 in 13 day games, .188 in 73 night games...started 62 games at first base, 23 at designated hitter and one at catcher...committed just one error, and it came as a first baseman, where he had a .998 fielding percentage...opponents were 0-for-1 in stolen base attempts with him behind the plate...made starts at every spot in the order except first and second...made his most starts batting fifth (25)...batted .308 in 16 games in May...hit safely in a season-high six straight games from July 25-31...went 8-for-21 (.381) with two doubles, four home runs and eight RBI during the streak...homered in three straight games from July 25-28...went 3-for-16 (.188) with a double, home run, RBI and three walks in five postseason games for Mississippi...then played for Peoria in the Arizona Fall League and hit .346 with six home

runs and 18 RBI in 16 games...added 10 walks to fuel a .453 on-base percentage...ranked second in the AFL in slugging (.692) and OPS (1.145) and tied for fourth in home runs.

2020—Did not play as the minor league season was cancelled due to the pandemic.

2019—Played 127 games for High-A Florida...led the club and finished fourth in the Florida State League in home runs (16)...also had a team-best and career-high 26 doubles.

2018—Ranked in the Top 10 among Atlanta prospects in home runs (t-7th, 12) and walks (8th, 43)...stole a career-high three bases...went 2-for-8 (.250) with a double in two postseason games for Rome.

2017—Finished second among all Atlanta farmhands (min. 200 at-bats) in slugging percentage (.514) and OPS (.865), and ranked in the Top 10 in on-base percentage (7th, .352), home runs (8th, 13) and RBI (t-10th, 46), despite appearing in just 60 games.

PERSONAL/MISCELLANEOUS

Drew Joseph Lugbauer...was originally signed by Braves scout Rick Sellers...attended the University of Michigan.

LIFETIME PLAYING RECORD

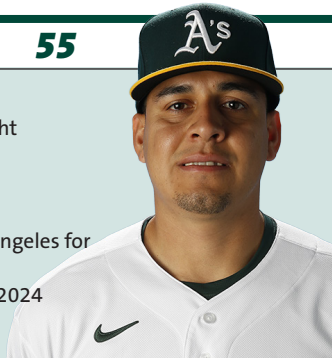
Year	Club	AVG.	G	AB	R	H	2B	3B	HR	RBI	SH	SF	HP	BB	SO	SB	CS	OBP	SLG	E
2017	Danville	.243	29	103	23	25	4	0	10	27	0	0	1	19	30	0	0	.366	.573	3
	Rome	.277	31	119	13	33	11	1	3	19	0	0	3	8	38	0	0	.338	.462	3
2018	Rome	.232	114	409	48	95	22	0	12	46	0	1	8	43	153	3	1	.317	.374	3
2019	Florida	.194	127	454	39	88	26	1	16	51	0	2	1	36	169	0	0	.254	.361	12
2020	(Minor League Season Cancelled — Did Not Play)																			
2021	Mississippi	.223	86	300	50	67	15	0	18	51	0	1	7	42	131	0	1	.331	.453	1
2022	Mississippi	.213	128	474	71	101	25	0	28	82	0	0	6	75	212	0	0	.328	.443	12
2023	FCL Braves	.125	2	8	0	1	0	0	0	0	0	0	0	1	4	0	0	.222	.125	0
	Mississippi	.279	69	233	40	65	13	2	22	58	0	0	3	37	94	2	0	.385	.635	3
	Gwinnett	.225	25	89	5	20	2	0	3	15	0	2	1	6	44	0	0	.276	.348	2
Minor League Totals		.226	611	2189	289	495	118	4	112	349	0	6	30	267	875	5	2	.318	.437	39

LIFETIME PITCHING RECORD

Year	Club	W	L	ERA	G	GS	CG	SHO	SV	IP	H	R	ER	HR	HB	BB	IBB	SO	WP	BK
2023	Mississippi	0	0	0.00	1	0	0	0	0	0.2	0	0	0	0	0	0	0	1	0	0

CAREER TRANSACTIONS

2014 — Selected by the Toronto Blue Jays organization in the 21st round of the First-Year Player Draft, did not sign. **2017** — Selected by the Atlanta Braves organization in the 11th round of the First-Year Player Draft. **2023** — Elected free agency, November 6; signed by the Oakland Athletics to a minor league contract, December 5.

**RIGHT-HANDED PITCHER****Height/Weight:** 6-3 / 218**Bats/Throws:** Right / Right**Birthdate:** December 10, 1996**Opening Day Age:** 27**Birthplace/Resides:** Mexicali, Mexico / Laveen, Arizona**Major League Service:** 167 days**Obtained:** Acquired from San Diego Padres with Euribiel Angeles for Sean Manaea and Aaron Holiday, April 3, 2022**Contract Status:** First year of a one-year contract through 2024
[@a_mt233](#) [Updated Stats](#)
CAREER HIGHLIGHTS

Was acquired by the A's in the Sean Manaea trade prior to the start of the 2022 season and is 4-8 with a 5.51 ERA in 34 games, including 13 starts, in two seasons with the A's...made 12 starts in 2022 but pitched in long relief in 2023...the native of Mexico was originally signed by San Diego as an international free agent on Feb. 16, 2015 and pitched five seasons in the Padres farm system...missed the 2016 season after undergoing "Tommy John" surgery and did not pitch in 2020 due to the pandemic...is now 26-32 with three saves and a 4.93 ERA in 131 games, including 78 starts, in seven seasons in the minors...has 456 strikeouts in 454.2 innings (9.02 per nine innings)...was named an Organizational All-Star by MiLB.com in 2021.

2023 HIGHLIGHTS

- Worked in long relief in his second season in the majors and was 0-2 with a 4.75 ERA and .793 opponents OPS in 22 games, including one start, over two stints with the A's.
- Tossed 55.0 innings in his 22 appearances after logging 57.2 innings in 12 starts in his rookie campaign of 2022.
- Allowed a .278 opponents batting average, which broke down to .266 (34-for-128) with a .747 OPS by right-handed hitters compared to .298 (25-for-84) with an .861 OPS by left-handers.
- First batters faced were 5-for-17 (.294) with three walks and a sacrifice fly (.381 on-base percentage)...allowed 6-of-12 (50.0%) inherited runners to score.
- Was 0-2 with a 3.98 ERA in 13 games in Oakland, 0-0 with a 5.79 ERA in nine games on the road.
- Posted a 3.58 ERA in 12 day games, a 5.93 ERA in 10 contests at night...now has a 4.08 ERA in 18 career day games compared to 6.99 in 16 night games.
- Tossed at least two innings in 17 of his 22 appearances, including three or more seven times...averaged 42.9 pitches per appearance.
- The A's were 1-21 (.045) in games in which he pitched.
- Spent the balance of the season at Triple-A Las Vegas where he was 0-7 with an 8.45 ERA and 1.070 opponents OPS in 13 games, including 12 starts...pitched fewer than five innings in each of his starts and never qualified for a win.
- Allowed a .360 batting average and walked 21 batters in 38.1 innings (4.93 per nine innings) for a .442 on-base percentage...struck out just 24 (5.63 per nine innings).
- Yielded nine home runs (2.11 per nine innings) for a .628 opponents slugging percentage.
- His opponents batting average included a mark of .354 (34-for-96) with a 1.000 OPS against right-handed hitters compared to .368 (25-for-68) against left-handers.
- Opponents hit .396 with runners in scoring position.
- Combined a 5.32 ERA in the first and second innings...had a 13.50 ERA from the third inning on.
- Had a .292 opponents batting average the first time through the order, .440 after that.
- Allowed a .297 opponents batting average and five of his nine home runs with two strikes.
- **DAY-BY-DAY:** Made the A's Opening Day roster as the long man in the bullpen...tossed 3.0 scoreless innings and allowed just one hit in his first appearance on April 2 against Los Angeles (AL)...issued a season-high three walks April 5 against Cleveland...logged 3.2 scoreless and hitless innings and struck out a season-high five on April 13 at Baltimore...then allowed a season-high six hits on April 17 against Chicago (NL) and a season-high five runs on April

22 at Texas...had a 6.75 ERA in six appearances when he was placed on the 15-day injured list April 24 retroactive to April 23 with a strained right elbow...had a two-game rehab assignment with Las Vegas from May 9-12 (3.1 ip, 7 h, 4 r, 4 er, 2 bb, 2 so) before he was reinstated from the injured list on May 15...pitched in five more games, logging a 2.84 ERA and .655 OPS, before he was optioned to Las Vegas on May 27...had a 5.70 ERA and .751 OPS in 11 relief appearances overall with Oakland at the time of his option...allowed at least four runs in each of his first five starts with the Aviators for a 10.47 ERA and 1.231 opponents OPS...yielded just three runs over a three-start stretch from June 30 to July 15 (3.68 ERA)...had minor league season-high in runs (6), hits (9) and innings pitched (4.1) in his final Triple-A start on Aug. 2 at Albuquerque...was 0-5 with an 8.23 ERA in 11 starts during his second stint with Las Vegas when he was recalled by Oakland on Aug. 8...spent the remainder of the season with the A's and went 0-2 with a 4.02 ERA over his final 11 appearances...had season highs in innings (4.2) and pitches (82) and matched his season-high in strikeouts (5) and walks (3) on Aug. 8 against Texas...allowed a season-high tying five runs in the 10th inning on Aug. 19 against Baltimore for the loss...also took the loss in his next outing on Aug. 23 at Kansas City, which was his only start of the season (2.1 ip, 3 h, 1 r, 1 er, 1 bb, 3 so)...that extended his career-high losing streak to five games dating back to Sept. 10, 2022...has not won since Sept. 4, 2022 at Baltimore...allowed one run or fewer in seven of his final eight appearances beginning with the start against the Royals for a 3.18 ERA...pitched 2.1 innings in the A's 10-6 win over Los Angeles (AL) on Sept. 3...had pitched in A's losses in each of his first 16 appearances...matched his season high with 4.2 inings and three walks on Sept. 15 against San Diego...did not allow a run in his final 2.2 innings in that outing nor each of his final three appearances and finished the season with a career-high 9.1-inning scoreless streak.

CAREER

2022—Was acquired from San Diego in the Sean Manaea trade just prior to the start of the season and would later make his Major League debut with Oakland, posting a 4-6 record, a 6.24 ERA and .856 opponents OPS in 12 starts over four stints with the A's...based on a minimum of 50 innings pitched, he had the fourth highest ERA in the American League and the fifth highest OPS and slugging percentage (.504)...allowed 13 home runs in 57.2 innings for an average of 2.03 per nine innings...tied for 10th among American League rookies in games started...had a .295 opponents batting average, which broke down to .293 with an .857 OPS against right-handed hitters and .297 with an .854 OPS against left-handers...opponents hit .333 with runners in scoring position...surrendered 10 of his 13 home runs with the bases empty...allowed a .258 opponents batting average the first two times through the order, .475 the third time...posted a 4.00 ERA and .734 OPS over innings 1-3, a 9.97 ERA and 1.018 OPS from the fourth inning on...was 2-4 with a 5.40 ERA and .780 opponents OPS in six starts on the road, 2-2 with a 7.16 ERA and .929 OPS in six starts at home...was 3-2 with a 4.55 ERA and .751 OPS in six starts during the day, 1-4 with an 8.04 ERA and .961 OPS in six starts at night...surrendered 10 of his 13 home runs in night games...went 3-0 with a 2.20 ERA in three starts against AL East competition...was 0-4 with an 8.68 ERA in four starts against the AL West...allowed nine home runs in 28.0 innings against divisional foes...opponents were 12-for-24 (.500) with three doubles and two home runs when putting the first pitch in play (.875 slugging percentage)...tossed five innings or fewer in nine of his 12 starts...spent the balance of the season with Triple-A Las Vegas where he was 5-7 with a 5.72 ERA and .880 OPS in 18 starts...struck out 100 batters in 89.2 innings, an average of 10.04 per nine innings...surrendered a minor league career-high 24 home runs (2.41 per nine innings)...had allowed just 25 home runs in 326.2 career innings entering the season (0.69 per nine innings)...also had minor league career highs in losses and matched his high in earned runs (57) and wild pitches (11)...tossed his first career complete game...tied for third in the Pacific Coast League in most wild pitches...allowed a .270 opponents batting average, which broke down to .269 with a .844 OPS against right-handed hitters and .271 with a .922 OPS against left-handers...his opponents batting average increased to .320 with runners in scoring position...15 of the 24 home runs he surrendered were solo shots...had a .287 opponents batting average the first two times through the order, .205 after that...was 3-3 with a 4.07 ERA in nine starts on the road, 2-4 with a 7.68 ERA in nine starts at home...began the season at Triple-A Las Vegas and tossed four innings or fewer in each of his first four starts in April as he began building his pitch count...was 0-2 with a 7.45 ERA in five starts when he was recalled by Oakland on May 10 as the 27th man for the doubleheader at Detroit...made his Major League debut with a start in the second game

and was the winning pitcher in the A's 4-1 victory...became the 55th pitcher in Oakland history to start in his ML debut...was the 16th of those 55 to win, the first since Jharel Cotton on Sept. 7, 2016 at Los Angeles (AL)...tossed 5.1 scoreless innings to become the first of the 55 to not allow a run since Vin Mazzaro on June 2, 2009 at Chicago (AL)...allowed just four hits and did not walk a batter...of the 55, he joins Craig Minetto (July 4, 1978 at Seattle) as the only two to not issue a walk...was sent back to Las Vegas following the game...won three consecutive starts from May 27 to June 8 and had a 2.70 ERA over that stretch...had minor league season highs in innings (7.0) and strikeouts (8) on June 2 against Sacramento and then tossed 7.0 scoreless innings on June 8 against Round Rock...was 4-1 with a 4.84 ERA in eight starts during his second Triple-A stint when he was recalled by the A's on June 30...was 1-2 with a 9.00 ERA in three starts during his second big league stint when was optioned to Las Vegas July 12...had three losses in three starts (5.17 ERA) when he was recalled by Oakland for a third time on Aug. 7...started and lost on Aug. 7 against San Francisco and was sent back to Las Vegas the next day...had a win and a loss in his final two Triple-A starts on Aug. 13 at Tacoma and Aug. 19 against Sacramento before returning to Oakland for good on Aug. 28...picked up the win in his first two starts on Aug. 28 against New York (AL) and Sept. 4 at Baltimore for the first winning streak of his career...tossed a career-high 6.0 innings in the outing against the Orioles...then went 0-3 with a 9.13 ERA and 1.049 OPS over his final five starts...allowed a career-high tying seven runs on a career-high 14 hits in 3.2 innings in a 10-2 loss to Chicago (AL) on Sept. 10 in Oakland...it was the 14th time in Oakland history a pitcher allowed 14 or more hits in a game (last: McCarthy, April 26, 2011), but it was the first time in Athletics history it happened in an outing of fewer than four innings...logged a career-high 97 pitches and surrendered a career-high four home runs in a 5-0 loss to Houston on Sept. 16...had a no decision in his 10th career start, a 9-5 A's loss to Seattle on Sept. 22...it was his first career no decision and he joins Zach Logue (2022), Mike Morgan (1978-79), Bob Trice (1953-54), Chief Bender (1903) and Wiley Piatt (1901) as the only pitchers in Athletics history with a decision in each of the first nine games of their career...struck out a career-high seven batters...left with a 5-4 lead but the bullpen blew the save.

2021—Split the season between Double-A San Antonio and Triple-A El Paso, setting minor league career bests in starts (22), innings pitched (125.0), strikeouts (122) and opponents batting average (.243)...was named an Organization All-Star by MiLB.com...made 17 appearances, including 13 starts, for San Antonio, going 7-3 with a 2.43 ERA...struck out 83 in 80.2 innings and walked 24 while holding opponents to a .215 average...earned Double-A Central Pitcher of the Month honors in July, going 4-0 with a 0.32 ERA and a .168 opponents batting average...was named Double-A Central Pitcher of the Week July 4...was promoted to El Paso on Aug. 14 and made nine appearances, all starts...reached the 5.0 inning mark in six of those outings and allowed two earned runs or fewer five times...struck out a career-high-tying 10 batters with two walks across 6.0 innings in his penultimate start of the season on Sept. 25 vs. Sugar Land.

2020—Did not appear in the Padres 60-man player pool at their alternate training site during the regular season...made 11 appearances, including four starts for Aguilas de Mexicali of the Mexican Pacific Winter League, going 1-2 with a 6.04 ERA.

2019—Spent the majority of the season with Single-A Fort Wayne, going 6-4 with a save and a 3.36 ERA in 32 appearances, including five starts...allowed a .245 opponents batting average, walked 22 and struck out 69 in 75.0 innings...allowed just three hits and no earned runs from July 7-28, striking out 15 and walking three with a .073 average over the stretch...after 17 straight relief outings from June 2-Aug. 5, finished the season making four consecutive starts...was assigned to Single-A Lake Elsinore for his final start of the season, tossing a season-high 6.0 innings of six-hit, one-run ball on Aug. 30 vs. Lancaster.

2018—Split the season between Single-A Fort Wayne and Single-A Tri-City, going a combined 4-6 with a save, a 6.90 ERA, .340 opponents batting average and 1.86 WHIP across 21 appearances, including 14 starts...began the campaign with Fort Wayne and made eight appearances, one start, going 0-1 with a 9.87 ERA...assigned to Tri-City on June 12 worked exclusively as a starter, making 13 starts with a 4-5 record and a 7.11 ERA...made four relief appearances with Mexicali of the Mexican Pacific Winter League, going 0-1 with a 9.45 ERA.

2017—Spent the entire season with the Padres affiliate in the Arizona Rookie League and was 2-3 with a save and a 4.50 ERA...struck out 37 and walked nine in 30.0 innings.

2016—Missed the entire season after undergoing “Tommy John” surgery.

2015—Made his professional debut with Padres club in the Dominican Summer League...had no decisions and a 4.41 ERA in seven games, including two starts...struck out 19 and walked two in 16.1 innings.

PERSONAL/MISCELLANEOUS

Adrián Misael Martínez.

LIFETIME PITCHING RECORD

Year	Club	W	L	ERA	G	GS	CG	SHO	SV	IP	H	R	ER	HR	HB	BB	IBB	SO	WP	BK
2015	DSL Padres	0	0	4.41	7	2	0	0	0	16.1	19	9	8	0	2	2	0	19	2	0
2016	AZL Padres	(Injured — Did Not Pitch)																		
2017	AZL Padres1	2	3	4.50	13	4	0	0	1	30.0	31	17	15	3	1	9	0	37	4	1
2018	Tri-City	4	5	6.00	13	13	0	0	0	57.0	84	45	38	3	3	14	0	52	9	2
	Fort Wayne	0	1	9.87	8	1	0	0	1	17.1	28	20	19	2	1	12	0	26	2	1
2019	Fort Wayne	6	4	3.36	32	5	0	0	1	75.0	68	31	28	7	4	22	0	69	6	2
	Lake Elsinore	1	0	1.50	1	1	0	0	0	6.0	6	1	1	0	0	0	0	7	1	0
2020	(Minor League Season Cancelled — Did Not Pitch)																			
2021	San Antonio	7	3	2.34	17	13	0	0	0	80.2	64	22	21	4	5	24	1	83	4	2
	El Paso	1	2	5.28	9	9	0	0	0	44.1	50	28	26	6	3	17	1	39	7	1
2022	Las Vegas	5	7	5.72	18	18	1	0	0	89.2	94	64	57	24	5	33	0	100	11	0
	OAKLAND	4	6	6.24	12	12	0	0	0	57.2	69	42	40	13	3	19	1	53	6	1
2023	OAKLAND	0	2	4.75	22	1	0	0	0	55.0	59	31	29	8	5	19	0	47	4	0
	Las Vegas	0	7	8.45	13	12	0	0	0	38.1	59	40	36	9	4	21	0	24	3	1
	Major League Totals	4	8	5.51	34	13	0	0	0	112.2	128	73	69	21	8	38	1	100	10	1
	Minor League Totals	26	32	4.93	131	78	1	0	3	454.2	503	277	249	58	28	154	2	456	49	10

CAREER TRANSACTIONS

2015 — Signed as an international free agent, February 16. **2022** — Traded to the Oakland Athletics with minor league infielder Euribiel Angeles for pitcher Sean Manaea and minor league pitcher Aaron Holiday, April 3. **2023** — On the injured list, April 23 to May 14; included rehabilitation assignment to Las Vegas, May 9 to 14.

WORLD BASEBALL CLASSIC RECORD

Year	Club	W	L	ERA	G	GS	CG	SHO	SV	IP	H	R	ER	HR	HB	BB	IBB	SO	WP	BK
2023	Mexico	0	0	0.00	1	0	0	0	0	2.1	0	0	0	0	0	1	0	1	0	0

MARTINEZ' CAREER BESTS

Low Hit Complete Game: None

Innings Pitched: 6.0, September 4, 2002 at Baltimore. As reliever: 4.2 (twice), last: September 15, 2023 vs. San Diego

Strikeouts: 7, September 22, 2022 vs. Seattle. As reliever: 5 (twice), last: August 8, 2023 vs. Texas

Pitches: 97, September 16, 2022 at Houston. As reliever: 82, August 8, 2023 vs. Texas

Longest Winning Streak: 2, August 28 to September 4, 2022

Longest Losing Streak: 5, September 10, 2022 to present

Longest Scoreless Streak: 9.1, September 15, 2023 to present

**CATCHER****Height/Weight:** 6-2 / 210**Bats/Throws:** Left / Right**Birthdate:** December 2, 1997**Opening Day Age:** 26**Birthplace/Resides:** Suwanee, Georgia / Suwanee, Georgia**Major League Service:** None**Obtained:** Selected in the 4th round of the 2019 First-Year Player Draft**Contract Status:** First year of a one-year contract through 2024 [Updated Stats](#)**NON-ROSTER INVITEE****CAREER HIGHLIGHTS**

Was the A's fourth round selection in the 2019 First-Year Player Draft and is a .223 hitter with 55 home runs and 194 RBI in 355 games in four professional seasons...has walked 171 times for a .323 on-base percentage...has played 188 games at catcher, 97 at first base and one at third base...has tossed out 55-of-237 (23.2%) attempted base stealers...homed in six straight games from July 12-22, 2022...was part of the A's 60-man player pool in 2020 but did not play.

2023 HIGHLIGHTS

- Spent the entire season at Triple-A Las Vegas where he batted a career-high .270 with 17 home runs, 57 RBI and a career-high .825 OPS in 97 games.
- Also had career highs in on-base percentage (.351), slugging (.474), hits (93) and stolen bases (3).
- Tied for seventh in the A's farm system in home runs.
- Struck out 125 times but his average of 3.10 plate appearances per strikeout was the best mark of his career.
- Hit .278 (74-for-266) with a .834 OPS against right-handed pitchers compared to .244 (19-for-78) with a .791 OPS against left-handers.
- Connected for 11 of his 17 home runs at home.
- Batted .207 with runners in scoring position.
- Started 53 games at catcher, 25 at designated hitter and 10 at first base...opponents were 51-for-65 (78.5%) in stolen bases attempts with him behind the plate...made four errors at catcher for a .992 fielding percentage...also had one error as a first baseman (.986).
- Was 0-for-3 with two strikeouts as a pinch hitter.
- Started games in each of the bottom six spots in the order and had his most starts batting ninth (20)...hit .383 with six home runs and 19 RBI in 17 games from the eighth spot.
- **DAY-BY-DAY:** Went 4-for-26 (.154) over his first seven games but then had a 12-for-27 (.444) stretch over his next nine contests and hit .302 in 16 games in April...went 0-for-4 with a career-high tying four strikeouts on May 5 at Sacramento...also struck out four times on May 16 at Salt Lake and Sept. 7 vs. Sacramento...had a season-high 12-game hitting streak from May 19 to June 4...went 17-for-45 (.378) with six doubles, four home runs, 13 RBI and 13 runs scored during the streak...drove in a season-high five runs May 25 at Tacoma...equaled his career high with two doubles two days later against the Rainiers...matched his career high with three walks on May 30 against El Paso...had his first of three two-homer games on June 4 against El Paso (also June 17 vs. Reno and Aug. 17 at Reno)...now has four two-homer games in his career...went 10-for-51 (.196) over a 14-game span from June 6-July 2...then batted .378 over an 11-game stretch from July 3 to 20...went 4-for-4 with a double in the second game of a July 20 doubleheader at Salt Lake...it was his first career four-hit game...batted .311 with six home runs and 20 RBI over a 17-game span from July 30 to Sept. 6...had his best batting average in July when he hit .314 in 19 games...was batting .284 with 12 home runs and 41 RBI in 68 games when he was placed on the injured list Aug. 4 with a left hip impingement...was reinstated on Aug. 15 and hit .238 with five home runs and 16 RBI over his final 29 games...batted .161 with no RBI over his final 10 games.

CAREER

2022—Spent most of the season at Double-A Midland where he hit .238 with 20 home runs and 65 RBI in 98 games...was moved up to Las Vegas Sept. 19 and went 4-for-24 (.167) in seven games in his Triple-A debut...combined to hit .234 with 21 home runs, 66 RBI and a .782 OPS in 105 games...had career highs in games, at bats (394), runs (65), doubles (20), home runs, RBI, walks (56), hit by pitches (7) and strikeouts (153)...ranked third in the A's farm system in home runs, tied for fourth in RBI and walks, tied for fifth in extra base hits (41), sixth in slugging (.444), seventh in total bases (175) and ninth in runs...struck out 153 times, which was second most...hit .236 with a .774 OPS against right-handed pitchers, .226 with an .809 OPS against left-handers...his average improved to .263 with runners in scoring position...hit 11 of his 21 home runs with runners on base...connected for 15 of his 21 home runs in road ballparks...had a .106 batting average with two strikes...started 51 games at catcher, 42 at first base, 10 at designated hitter and one at third base...made two errors as a catcher (.995 fielding percentage), four as a first baseman (.987) and one at third base...made starts at every spot in the order except second and fourth...had his most starts from the three spot (48)...hit safely in each of his first five games (9-for-19, .474)...equaled his career high with three walks in the second game of an April 16 doubleheader against Corpus Christi (also April 23 at Wichita)...went 3-for-26 (.115) but walked seven times over a nine-game stretch from April 19 to May 5...batted .306 in 11 games in April...had a season-high 20-game reaching base streak from May 13 to June 10...batted .239 with a .372 on-base percentage during the streak...was on the Covid-19 list from June 21 to July 1...had his best month in July when he batted .293 with seven home runs, 20 RBI, 13 walks and a 1.004 OPS in 18 games...had a season-best 16-game hitting streak from July 12 to Aug. 5...went 24-for-69 (.348) with 18 runs, three doubles, six home runs and 19 RBI during the streak...began the streak by homering in six consecutive games from July 12 to 22 (six home runs total)...had a grand slam and a career-high six RBI July 16 at Frisco...connected for his first career two-homer game Aug. 13 at Tulsa...was moved up to Las Vegas on Sept. 19 and went 4-for-24 (.167) in seven games with the Aviators.

2021—Made his Double-A debut and batted .166 with eight home runs and 39 RBI in 93 games with Midland...walked 47 times for a .283 on-base percentage...ranked last among Double-A Central qualifiers in batting, on-base percentage, slugging percentage (.275) and OPS (.558)...had the second most strikeouts (139)...was 10th in the A's farm system in walks (47)...hit .168 with seven of his eight home runs and 34 of his 39 RBI against right-handed pitchers compared to .156 against left-handers...had a .558 OPS against righties, .555 against lefties...batted .200 in May but hit under .200 in each of the remaining months (.165 in June, .145 in July, .161 in August, .139 in September)...started 56 games at catcher, 24 at first base and 13 at designated hitter...tossed out 24-of-66 (36.4%) attempted base stealers...made just one error at catcher (.998 fielding percentage) and had four at first base (.982)...hit in every spot in the order from fourth through eighth...saw his most action with 32 games in the eight spot, 25 hitting seventh and 20 batting sixth...matched his career high with two doubles on May 13 against San Antonio...hit safely in a season-high six consecutive games from May 28-June 3 (6-for-20, .300)...stole the first base of his career June 5 against Corpus Christi...drew a career-high tying three walks June 10 at San Antonio...had a grand slam July 6 at Corpus Christi...committed his only error as a catcher on Aug. 29 at San Antonio, snapping a season-opening 45-game errorless streak behind the plate.

2020—Was added to the A's 60-man player pool on June 29 but did not play in 2020.

2019—Began his professional career with the A's Gold squad in the Arizona Rookie League and went 8-for-20 (.400) with two home runs and seven RBI in five games before he was moved up to Short Season Single-A Vermont on June 24...hit .192 with seven home runs and 25 RBI with the Lake Monsters...tied for eighth in the New York-Penn League in home runs...combined with both clubs to bat .211 with nine home runs and 32 RBI in 60 games...added 30 walks for a .312 on-base percentage...his batting average included a mark of .220 with eight of his nine home runs against right-handed pitchers compared to .178 against left-handers...started 21 games at catcher, 20 at first base and 18 at designated hitter...committed three errors as a catcher (.984 fielding percentage) and four as a first baseman (.973)...tossed out 7-of-37 (18.9%) attempted base stealers...collected his first professional hit in his second game, a third inning home run on June 19 against the Giants-Orange...scored a career-highs four runs on June 20 at Cubs1...was

moved up to Vermont on June 24...had his first of three season-best four-game hitting streaks from July 5 to 9 (6-for-15, .400).

PERSONAL/MISCELLANEOUS


Kyle Joseph McCann was originally signed by A's scout Jemel Spearman...graduated from Lambert High School...played at Georgia Tech where he was a 2019 All-ACC first team selection...hit .276 with 47 home runs and 136 RBI in 164 games in three seasons with the Yellow Jackets...his father, Joe, pitched in the New York Mets farm system from 1989-93.

LIFETIME PLAYING RECORD

Year	Club	AVG.	G	AB	R	H	2B	3B	HR	RBI	SH	SF	HP	BB	SO	SB	CS	OBP	SLG	E
2019	AZL A's Gold	.400	5	20	10	8	2	2	2	7	0	0	0	5	6	0	0	.520	1.000	0
	Vermont	.192	55	198	23	38	7	1	7	25	0	0	2	25	81	0	0	.289	.343	7
2020																				
2021	Midland	.166	93	320	40	53	11	0	8	39	0	2	6	47	139	1	0	.283	.275	5
2022	Midland	.238	98	370	61	88	18	0	20	65	0	1	6	53	144	2	0	.342	.449	6
	Las Vegas	.167	7	24	4	4	2	0	1	1	0	0	1	3	9	0	0	.286	.375	1
2023	Las Vegas	.270	97	344	58	93	17	1	17	57	0	1	5	38	125	3	0	.351	.474	5
	Minor League Totals	.223	355	1276	196	284	57	4	55	194	0	4	20	171	504	6	0	.323	.403	24

CAREER TRANSACTIONS

2019 — Selected by the Oakland Athletics organization in the fourth round of the First-Year Player Draft.

**RIGHT-HANDED PITCHER****Height/Weight:** 6-1 / 175**Birthdate:** May 3, 1999**Birthplace/Resides:** Nagua, Dominican Republic / Fort Lauderdale, Florida**Major League Service:** 146 days**Obtained:** Acquired from the New York Yankees with Cooper Bowman, JP Sears and Ken Waldichuk for Frankie Montas and Lou Trivino, August 1, 2022**Contract Status:** First year of a one-year contract through 2024
 [Updated Stats](#)
CAREER HIGHLIGHTS

Was originally signed by the New York Yankees as a non-drafted free agent out of the Dominican Republic on July 8, 2015 and was dealt to the A's organization at the trading deadline in 2022... made his Major League debut with Oakland last year, going 3-10 with a 5.42 ERA in 23 games, including 17 starts...is 15-25 with a 4.92 ERA in 99 games, including 96 starts, in seven seasons in the minors...has 480 strikeouts in 398.2 innings (10.84 per nine innings) but also has 282 walks (6.37 per nine innings) and 100 wild pitches (2.26 per nine innings)...was tabbed by *Baseball America* as the No. 7 prospect in the Yankees organization following the 2017 and 2019 seasons and the No. 9 prospect following the 2020 and 2021 seasons...named Pitcher of the Year in the Puerto Rican Winter League in 2020.

2023 HIGHLIGHTS

- Went 3-10 with a 5.42 ERA and .792 opponents OPS in 23 games, including 17 starts, over two stints with the A's in his Major League debut...his six relief appearances came in games started by an opener or a pitcher on a limited pitch count.
- Struck out 106 batters in 109.2 innings but walked 57 for an average of 4.68 walks per nine innings...had a strikeout-to-walk ratio of 1.86, which was ninth lowest in the majors among pitchers with at least 100 innings pitched.
- Had 11 wild pitches, which tied for fifth most in the majors, and hit eight batters.
- Had the second most wild pitches in the majors among rookies, ranked third in most losses and walks, tied for fifth in hit batters and sixth in runs allowed (73)...is the first A's rookie to lose 10 games since 2017 when both Daniel Gossett (11) and Jharel Cotton (10) did it...his wild pitches are third most in Oakland history by a rookie behind Blake Stein (15 in 1998) and Matt Keough (12 in 1978).
- Allowed a .255 opponents batting average, which broke down to .247 (60-for-243) with a .796 opponents OPS against right-handed hitters and .266 (49-for-184) with a .785 OPS against left-handers...yielded 11 home runs in 243 at bats against right-handed hitters (22.1 at bats per home run), three in 185 at bats against left-handers (61.7 at bats per home run).
- Opponents hit .264 with runners in scoring position but were 2-for-15 (.133) with a walk with the bases loaded.
- Was 2-7 with a 6.34 ERA and .861 opponents OPS in 12 games at the All-Star Break...then went 1-3 with a 4.32 ERA and .707 OPS in 11 games after the break...allowed 11 home runs in 59.2 innings before the break (1.66 per nine innings), three in 50.0 innings after the break (0.54 per nine innings).
- Had a 5.47 ERA and .795 opponents OPS in his 17 starts, a 5.27 ERA and .784 opponents OPS in six relief appearances...tossed at least 3.0 innings in each of his relief appearances, including five or more three times...had 14 outings of at least five innings overall and none under 2.0 innings.
- Had a 2-4 record and a 4.87 ERA in 12 games at home, 1-6 with a 6.02 ERA in 11 games on the road.
- Was 0-5 in five day games.
- Posted a 2.86 ERA in July but had an ERA of 5.32 or higher in each of the other five months.

- Compiled a 6.18 ERA in innings 1-2, a 2.28 ERA in innings 3-4 and a 9.33 ERA from the fifth inning on.
- Went 0-5 with a 6.97 ERA and .949 OPS in six games, including five starts, against American League West competition.
- Allowed a .407 batting average and 1.250 OPS to the opponents leadoff hitter but held the three hitter to a .200 batting average...yielded five of his 14 home runs to the first hitter in the batting order.
- Walked three or more batters in 12 of his 23 appearances.
- Defensively, he turned three double plays, which tied for third most in the majors among pitchers.
- Also went 0-1 with a 6.48 ERA and .864 opponents OPS in six games, five starts, at Triple-A Las Vegas.
- Allowed a .254 opponents batting average but walked 16 in 16.2 innings for a .423 on-base percentage.
- Struck out 23 batters, an average of 12.42 per nine innings, and yielded just one home run.
- His opponents batting average broke down to .148 (4-for-27) with a .519 OPS against left-handed hitters compared to .344 (11-for-32) with a 1.156 OPS against right-handers.
- **DAY-BY-DAY:** Began the year at Las Vegas and was 0-0 with a 3.86 ERA in three starts in his Triple-A debut when he was recalled by Oakland on April 25...made his Major League debut the next day with a start at Los Angeles (AL) and was the losing pitcher in the A's 11-3 loss...fanned the second batter he faced, Mike Trout, for his first strikeout...allowed eight runs in 5.0 innings, which matched the most runs in Oakland history by a pitcher in his debut...the first pitcher to do it was Fujinami earlier in 2023 on April 1...it matches the most runs by an Athletics pitcher in his debut over the last 103 years (fifth time)...in addition to runs, he also had a career high in hits (8)...was optioned back to Las Vegas on April 27 and went 0-1 with a 15.75 ERA in two starts before he was recalled by Oakland a second time on May 11...had a career-high 6.0 innings pitched on May 11 against Texas and May 17 against Arizona...his first relief appearance came in relief of opener Ken Waldichuk on May 28 against Houston...allowed a career-high three home runs and took the loss in a 10-1 decision...that gave him 10 home runs in 27.2 innings over his first five games (3.25 home runs per nine innings)...would allow just four home runs over his final 18 contests and 82.0 innings (0.44 per nine innings)...went 0-3 with a 5.56 ERA in four games, three starts, in May and allowed eight home runs in 22.2 innings ...started in his next outing on June 3 at Miami but took the loss after allowing six runs on six hits and four walks in 2.0 innings...it was the shortest start of his career...it gave him a career-opening streak of six consecutive games with three or more runs allowed, which matched the longest such streak in Oakland history...joins Mike Morgan (June 11, 1978-July 7, 1979) and Dillon Overton (June 25-Sept. 15, 2016)...pitched in relief of opener Sam Moll on June 9 at Milwaukee and picked up his first Major League win in the A's 5-2 victory...allowed two runs on three hits in 5.0 innings...it snapped a career-opening five-game losing streak...had an 8.19 ERA during the streak, which spanned six games, including five starts, from April 26 to June 3...it matched the third longest career-opening losing streak in Oakland history...allowed a career-high tying eight hits in 4.2 innings in a start and loss to Tampa Bay on June 14...walked a career-high seven batters in 5.0 innings in a 12-1 loss at Toronto on June 25...is one of two A's pitchers to walk seven batters in a game over the last eight years (Kaprielian earlier in 2023 on April 14)...logged a career-high 100 pitches in 5.0 innings on June 30 against Chicago (AL) but allowed just one run for the win...had two of his three wins in the month of June...struck out a career-high nine batters in a career-high tying 6.0 innings in relief of opener Sam Long on July 7 at Boston...combined with Long, Fujinami, Moll and May on a five-hit shutout in the A's 3-0 win over Boston on July 18...tossed 5.2 innings and allowed three of the hits...that gave him the first two-game winning streak of his career...was 1-1 with a 3.42 ERA in his first six games after the All-Star Break and 3-8 with a 5.44 ERA in 18 games overall when he was placed on the 15-day injured list Aug. 21 retroactive to Aug. 19 with a blister on his right index finger...made one rehab start for Las Vegas on Aug. 30 against Salt Lake (3.0 ip, 5 h, 4 r, 3 er, 1 so) before he was reinstated from the IL on Sept. 4...went 0-2 with a 5.32 ERA over his final five games...matched his career high with 6.0 innings pitched in his final start on Sept. 28 at Minnesota and allowed just one run...had a no decision in the A's 2-1 loss.

CAREER

2022—Was one of four players acquired by Oakland from the New York Yankees at the trading deadline and spent the entire season at Double-A...combined to go 5-7 with a 5.24 ERA and .704 opponents OPS in a career-high 24 starts for Somerset in the Yankees organization and Midland in the A's farm system...allowed a .233 opponents batting average but walked 62 batters for a .359 on-base percentage...the 62 walks were sixth most among Double-A pitchers...surrendered just seven home runs and had a .346 opponents slugging percentage...among Double-A pitchers with 90 or more innings pitched, he had the fifth lowest opponents slugging percentage and seventh fewest home runs per nine innings (0.68)...however, he had the highest average of walks per nine innings (6.02), the third lowest strikeout-to-walk ratio (1.73) and the fourth most pitches per inning (18.4)...tied for the lead among all minor league pitchers with 24 wild pitches (Graeme Stinson, Montgomery and Bowling Green)...went 4-3 with a 3.38 ERA and .579 opponents OPS in 17 starts with Somerset...then compiled a 1-4 record, an 11.76 ERA and 1.053 OPS in seven starts with Midland...his opponents batting average broke down to .232 with a .732 OPS against right-handed hitters compared to .235 with a .673 OPS against left-handers...had a .233 average with the bases empty, .234 with five of his seven home runs with runners on...opponents were 4-for-10 (.400) with two doubles and two walks with the bases loaded...went 3-1 with a 3.78 ERA in 10 starts on five days rest or fewer, 2-6 with a 6.85 ERA in 13 starts on six days rest or more...was 1-2 with a 2.55 ERA in eight starts at home for Somerset but was 0-3 with a 20.25 ERA in three starts at home for Midland...was 4-2 with a 5.15 ERA in 13 starts on the road...had a .278 opponents batting average against the one through five hitters in the order, a .163 average against the six through nine hitters...his teams were 9-3 in his no decisions and had a 14-10 (.583) record in his starting assignments...tossed fewer than five innings in 15 of his 24 starts...walked at least one batter in every start...began the season at Double-A Somerset in the Yankees organization and tossed fewer than 3.0 innings in each of his first three starts...then tossed 5.0 scoreless innings and allowed just one hit and one walk to defeat Portland 7-1 on April 29...went 1-1 with a 2.31 ERA and .122 opponents batting average in four starts in April...went 1-0 with a 2.00 ERA, .165 opponents batting average and .505 opponents OPS over a seven-start stretch from May 21 to June 26...struck out a season-high 10 batters in a season-high 6.0 scoreless innings in a 2-0 win at New Hampshire on June 15 (2 h, 1 bb)...it was his eighth career game of 10 or more strikeouts...tossed a season-high 95 pitches in 5.1 innings and had a no decision in a 3-2 loss to Hartford...matched his season-high with 6.0 scoreless innings on June 26 against Hartford...allowed just one hit but had a no decision in a 6-5, 10-inning win...finished June 1-0 with a 2.02 ERA, .151 opponents batting average and .473 OPS in five starts...struck out 34 and walked seven in 26.2 innings...won his final two starts with Somerset on July 14 at Portland and July 27 at Richmond for his only winning streak of the season...was traded to the Oakland A's with JP Sears and minor leaguers Cooper Bowman and Ken Waldichuk for Frankie Montas and Lou Trivino on Aug. 1...reported to Double-A Midland following the deal and allowed a season-high seven runs on four hits and four walks in 2.0 innings for the loss in his RockHounds debut on Aug. 3 at Arkansas...was credited with his lone Midland win on Aug. 9 at Tulsa but then went 0-3 with an 11.85 ERA and 1.157 opponents OPS over his final five starts...made 10 starts for Toros del Este in the Dominican Winter League and was 0-1 with a 2.57 ERA...logged just 28.0 innings as he did not pitch more than 3.0 innings in any outing.

2021—Combined with High-A Hudson Valley and Double-A Somerset to go 6-4 with a 3.39 ERA in 22 games, including 21 starts...ranked fourth among Yankees farmhands in strikeouts (133) and fifth in ERA...allowed two earned runs or fewer in 16-of-22 appearances...recorded four double-digit strikeout performances: a career-high 12 on Aug. 26 vs. Double-A Akron, 11 on May 20 at High-A Brooklyn, 10 on June 16 vs. Double-A Richmond and 10 in the first game of a Sept. 2 doubleheader at Double-A Bowie...began the season with High-A Hudson Valley, going 2-1 with a 2.76 ERA in seven starts...was named the High-A East League "Pitcher of the Week" for May 3-9 after tossing 9.0 scoreless innings over two starts (2 h, 4 bb, 15 so)...was promoted to Double-A Somerset on June 15 and went 4-3 with a 3.67 ERA in 15 games, 14 starts...following the season, was tabbed by *Baseball America* as the No. 9 prospect in the Yankees organization.

2020—Made three spring training relief appearances (all in Florida) and posted a 2.25 ERA...spent the season at the Yankees Alternate Site as part of the 60-man player pool...following the season, was tabbed by *Baseball America* as the No. 9 prospect in the Yankees organization...was

named “Pitcher of the Year” in the Puerto Rican Winter League after going 1-0 with a 0.54 ERA and 32 strikeouts in 16.2 innings over four starts for Los Indios de Mayagüez.

2019—Combined with Single-A Charleston and Single-A Tampa to go 1-8 with a 5.47 ERA in 22 starts...spent the majority of the season with Charleston, going 1-8 with a 6.00 ERA in 20 starts...made two starts with Tampa, receiving no-decisions in both while allowing five runs, one earned, in 10.2 innings...finished fifth among Yankee minor league pitchers with 127 strikeouts... was named South Atlantic League Pitcher of the Week for Aug. 12-18 after tossing 7.0 scoreless innings on Aug. 13 vs. Columbia (2 h, 1 bb, 10 so)...following the season, was tabbed by *Baseball America* as the Yankees No. 7 prospect and No. 15 prospect in the South Atlantic League...was touted as having the “Best Fastball” among organization farmhands.

2018—Went 1-3 with a 6.25 ERA in 12 starts with Rookie Pulaski...struck out 47 in 36.0 innings for an average of 11.75 strikeouts per nine innings...following the season, was named by *Baseball America* as having the “Best Fastball” and the “Best Curveball” in the Yankees organization.

2017—Combined with the DSL Yankees and Rookie Pulaski to go 2-2 with a 5.35 ERA in 10 games, including nine starts...was promoted to Pulaski on July 24...following the season, was ranked the No. 7 prospect in the Yankees organization by *Baseball America*...the publication also tabbed him as having the “Best Curveball” in the Yankees organization.

2016—Did not record a decision and posted a 1.93 ERA in three starts in his professional debut with the DSL Yankees.

PERSONAL/MISCELLANEOUS

Luis Angel Medina.

LIFETIME PITCHING RECORD

Year	Club	W	L	ERA	G	GS	CG	SHO	SV	IP	H	R	ER	HR	HB	BB	IBB	SO	WP	BK	
2016	DSL Yankees1	0	0	1.93	3	3	0	0	0	4.2	2	1	1	0	1	4	0	4	3	0	
2017	DSL Yankees1	1	1	5.74	4	3	0	0	0	15.2	17	15	10	0	0	10	0	17	11	2	
	Pulaski	1	1	5.09	6	6	0	0	0	23.0	14	14	13	1	2	14	0	22	7	0	
2018	Pulaski	1	3	6.25	12	12	0	0	0	36.0	32	35	25	3	2	46	0	47	12	2	
2019	Charleston	1	8	6.00	20	20	0	0	0	93.0	86	65	62	9	9	67	0	115	26	1	
	Tampa	0	0	0.84	2	2	0	0	0	10.2	7	5	1	0	0	3	0	12	1	0	
2020	(Minor League Season Cancelled – Did Not Pitch)																				
2021	Hudson Valley	2	1	2.76	7	7	0	0	0	32.2	18	10	10	4	2	19	0	50	7	1	
	Somerset	4	3	3.67	15	14	0	0	0	73.2	65	35	30	7	2	41	0	83	6	2	
2022	Somerset	4	3	3.38	17	17	0	0	0	72.0	46	32	27	4	7	40	0	81	16	0	
	Midland	1	4	11.76	7	7	0	0	0	20.2	35	28	27	3	1	22	0	26	8	1	
2023	Las Vegas	0	1	6.48	6	5	0	0	0	16.2	15	13	12	1	2	16	0	23	3	2	
	OAKLAND	3	10	5.42	23	17	0	0	0	109.2	109	73	66	14	8	57	2	106	11	2	
Major League Totals		3	10	5.42	23	17	0	0	0	109.2	109	73	66	14	8	57	2	106	11	2	
Minor League Totals		15	25	4.92	99	96	0	0	0	398.2	337	253	218	32	28	282	0	480	100	11	

CAREER TRANSACTIONS

2015 — Signed by the New York Yankees as a non-drafted free agent, July 8. **2022** — Traded to the Oakland Athletics with pitcher JP Sears, minor league pitcher Ken Waldichuk and minor league infielder Cooper Bowman for pitchers Frankie Montas and Lou Trivino, August 1. **2023** — On the injured list, August 21 to September 3; included rehabilitation assignment, to Las Vegas, August 30 to September 3.

MEDINA'S CAREER BESTS

Low Hit Complete Game: None

Innings Pitched: 6.0, May 11, 2023 vs. Texas

Strikeouts: 9, July 7, 2023 at Boston

Pitches: 100, June 30, 2023 vs. Chicago (AL)

Longest Winning Streak: 2, June 30 to July 18, 2023

Longest Losing Streak: 5, April 26 to June 3, 2023

Longest Scoreless Streak: 9.2, July 18 to 23, 2023



RIGHT-HANDED PITCHER

Height/Weight: 6-5 / 220

Birthdate: August 24, 1998

Birthplace/Resides: Pittsburgh, Pennsylvania / Connellsville, Pennsylvania

Major League Service: 166 days

Obtained: Selected in the 3rd round of the 2021 First-Year Player Draft.

Contract Status: First year of a one-year contract through 2024

 [Updated Stats](#)

Bats/Throws: Right / Right

Opening Day Age: 25

CAREER HIGHLIGHTS

Was the A's third round selection in the 2021 First-Year Player Draft and made his Major League debut in 2023 after pitching in just nine games in his first two professional seasons...went 0-3 with a 3.78 ERA in 10 games, including six starts, with Oakland...is 1-3 with a 2.52 ERA in 16 games, including 15 starts, as a minor leaguer...has 69 strikeouts in 39.1 innings (15.79 per nine innings)...missed most of the 2022 season with a rotator cuff injury and pitched in just three games in 2021 after getting drafted...pitched for Mesa in the Arizona Fall League in 2022.

2023 HIGHLIGHTS

- Made his Major League debut in just his third professional season and went 0-3 with a 3.78 ERA and .614 opponents OPS in 10 games, including six starts, in a season shortened by a four-month stay on the injured list with tightness in his right forearm.
- Held the opposition to a .203 batting average but walked 16 and hit three in 33.1 innings for a .309 on-base percentage.
- Struck out 38 for a strikeout-to-walk ratio of 2.38.
- Yielded just two home runs.
- His opponents batting average broke down to .167 (8-for-48) with a .573 OPS against left-handed hitters compared to .229 (16-for-70) with a .642 OPS against right-handers.
- Opponents hit .143 with the bases empty, .292 with runners on...allowed a .304 average with runners in scoring position.
- Was 0-1 with a 2.76 ERA and .500 opponents OPS in five games in Oakland, 0-2 with a 4.76 ERA and .709 OPS in five games on the road...did not allow a home run in 16.1 innings at home.
- Had a 10.50 ERA in the first inning but did not allow a run in the second (5.0 ip) or third (4.0 ip) inning.
- Tossed at least 4.0 innings and had 81 or more pitches in each of his four starts before going on the injured list...pitched three innings or fewer and threw no more than 54 pitches in his six appearances following his return.
- Combined to go 1-0 with a 1.86 ERA and .478 opponents OPS in seven starts with Single-A Stockton, Double-A Midland and Triple-A Las Vegas...the seven starts were the most of his three seasons in the minors.
- Struck out 35 batters in 19.1 innings (16.30 per nine innings) and walked just five (2.33 per nine innings) for a strikeout-to-walk ratio of 7.00.
- Allowed a .123 batting average, which broke down to .097 (3-for-31) with a .490 OPS against right-handed hitters compared to .147 (5-for-34) with a .466 OPS against left-handers...yielded two of his three home runs and issued four of his five walks to righties.
- Opponents went 0-for-10 with runners in scoring position and 1-for-43 (.023) with a walk and 35 strikeouts with two strikes.
- Did not allow a hit to the six (0-for-7), seven (0-for-6) or eight (0-for-5) hitters in the order.
- **DAY-BY-DAY:** Began the season at Midland and struck out eight in 3.2 innings in his first start on April 7 at Northwest Arkansas before he was promoted to Las Vegas on April 11...made one start with the Aviators on April 14 against Salt Lake and earned Pacific Coast League Pitcher of the Week honors for the week of April 10-16 for his effort...tossed 5.0 scoreless and hitless innings while striking out a minor league career-high 11 in a 14-4 win...retired each of the first

14 batters before allowing his only base runner with two outs in the fifth inning when Jordan Adams struck out and reached first on a wild pitch...it was the longest outing of his minor league career and his only win of the season...was selected by the A's on April 19 and made his Major League debut that day against Chicago (NL)...had a no decision in the A's 12-2 loss (4.1 ip, 4 h, 2 r, 2 er, 1 bb, 5 so)...struck out the side in the second, including Cody Bellinger for his first strikeout...the start came after just 11 appearances, including 10 starts, and 28.2 innings pitched as a minor leaguer...the last A's pitcher to start in his debut with fewer games pitched as a professional was Kirk Dressendorfer, who made the A's Opening Day roster in 1991 and started on April 13 after pitching in just seven games, including four starts, in 19.1 innings with Short-Season Southern Oregon in his professional debut in 1990...had career highs in hits (5), runs (4) and strikeouts (6) in a 5-3 loss at Los Angeles (AL) on April 25 ...then tossed a career-high 7.0 scoreless and hitless innings in his third start on May 2 against Seattle but had a no decision in the A's 2-1 loss...became the first starting pitcher in Athletics history to leave the game with a no-hitter after pitching 5.2 or more innings...the previous longest was 5.1 by Chris Codiroli on June 27, 1986 against Chicago...did not allow a hit in the final two innings of his previous start for a streak of 9.0 consecutive hitless innings...threw a career-high 100 pitches and left with a 1-0 lead but the pen allowed two runs in the eighth inning for the blown save and loss...started and lost on May 7 at Kansas City and was 0-2 with a 3.38 ERA in four starts when he was placed on the 15-day injured list May 11 retroactive to May 8 with tightness in his right forearm...was transferred to the 60-day IL June 30 and returned to action on Aug. 16 when he was sent to Single-A Stockton on a rehab assignment...made two starts with the Ports (3.2 ip, 3 h, 2 r, 2 er, 2 bb, 4 so) and three with Las Vegas (7.0 ip, 3 h, 3 bb, 12 so), tossing three innings or fewer and 45 pitches or fewer in each outing...had a 1.69 ERA in five rehab starts overall when he was reinstated from the IL on Sept. 6...spent the remainder of the season with the A's and went 0-1 with a 4.50 ERA over his final six games, including two starts...was on a pitch limit following his return as he logged more than 2.0 innings just once on Sept. 26 at Minnesota with 3.0 innings of relief.

CAREER

2022—Was limited to just six starts as he spent most of the season on the injured list with a strained right rotator cuff...combined to go 0-2 with a 3.86 ERA and .170 opponents batting average with the A's affiliate in the Arizona Complex League, High-A Lansing and Triple-A Las Vegas...struck out 25 batters in 14.0 innings (16.07 per nine innings) and walked just three (1.93 per nine innings) for a strikeout-to-walk ratio of 8.33...his opponents batting average broke down to .167 against left-handed hitters and .172 against right-handers...opponents were 2-for-7 (.286) with runners in scoring position and 2-for-33 (.061) with two strikes...tossed 3.0 innings twice and 2.0 innings in his other four starts...began the season on the injured list with a strained right rotator cuff...made one start on a rehab assignment with the A's affiliate in the Arizona Complex League on Aug. 23 against the Cubs (2.0 ip, 5 so) before he was reinstated from the IL on Aug. 25 and assigned to Lansing...went 0-1 with a 3.86 ERA in three starts for the Lugnuts...tossed 3.0 scoreless and hitless innings and struck out seven on Sept. 10 against Dayton...was moved up to Las Vegas on Sept. 15 and tossed 3.0 scoreless innings on Sept. 17 against Tacoma (2 h, 1 bb, 3 so)...was 0-1 with a 5.40 ERA in his two starts with the Aviators...pitched for Mesa in the Arizona Fall League following the season and was 1-1 with a 3.24 ERA and .158 opponents batting average in six starts...tied for second in the AFL in games started, ranked sixth in opponents batting average and 10th in strikeouts (20).

2021—Made his professional debut with the A's affiliate in the Arizona Complex League and was 0-1 with a 1.50 ERA and .190 opponents batting average in three games, including two starts...struck out nine batters in 6.0 innings and walked three...righties were 2-for-15 (.133) against him, left-handed hitters were 2-for-6 (.333) with all three of his walks...opponents were 0-for-11 with runners in scoring position...made his debut with a start on Sept. 9 against the Rockies (2.0 ip, 2 h, 2 bb, 3 so).

PERSONAL/MISCELLANEOUS

Mason James Miller...is married, Jordan...played collegiately at Waynesburg University in Pennsylvania before transferring to Gardner-Webb University in North Carolina...went 18-12 with a 3.92 ERA and 306 strikeouts in 239.0 innings over five seasons.

LIFETIME PITCHING RECORD

Year	Club	W	L	ERA	G	GS	CG	SHO	SV	IP	H	R	ER	HR	HB	BB	IBB	SO	WP	BK
2021	ACL A's	0	1	1.50	3	2	0	0	0	6.0	4	1	1	0	0	3	0	9	1	0
2022	ACL A's	0	0	0.00	1	1	0	0	0	2.0	0	0	0	0	0	0	0	5	0	0
	Lansing	0	1	3.86	3	3	0	0	0	7.0	3	3	3	1	0	2	0	13	0	0
	Las Vegas	0	1	5.40	2	2	0	0	0	5.0	5	3	3	2	0	1	0	7	0	0
2023	Midland	0	0	4.91	1	1	0	0	0	3.2	2	2	2	2	0	0	0	8	0	0
	Las Vegas	1	0	0.00	4	4	0	0	0	12.0	3	0	0	0	0	3	0	23	1	1
	OAKLAND	0	3	3.78	10	6	0	0	0	33.1	24	15	14	2	3	16	0	38	3	0
	Stockton	0	0	4.91	2	2	0	0	0	3.2	3	2	2	1	0	2	0	4	0	0
Major League Totals		0	3	3.78	10	6	0	0	0	33.1	24	15	14	2	3	16	0	38	3	0
Minor League Totals		1	3	2.52	16	15	0	0	0	39.1	20	11	11	6	0	11	0	69	2	1

CAREER TRANSACTIONS

2021 — Selected by the Oakland Athletics organization in the 3rd round of the First-Year Player Draft. **2023** — On the injured list, May 11 to September 5; included rehabilitation assignments to Stockton, August 16 to 22, and Las Vegas, August 23 to September 5.

MILLER'S CAREER BESTS

Low Hit Complete Game: None

Innings Pitched: 7.0, May 2, 2023 vs. Seattle

Strikeouts: 6 (twice), last: May 2, 2023 vs. Seattle

Pitches: 100, May 2, 2023 vs. Seattle

Longest Winning Streak: None

Longest Losing Streak: 3, April 25, 2023 to present

Longest Scoreless Streak: 10.0, April 25 to May 2, 2023

**RIGHT-HANDED PITCHER****Height/Weight:** 6-0 / 218**Bats/Throws:** Right / Right**Birthdate:** September 10, 1995**Opening Day Age:** 28**Birthplace/Resides:** Yamasa, Dominican Republic / Yamasa, Dominican Republic**Major League Service:** None**Obtained:** Signed to a minor league contract, December 12, 2023**Contract Status:** First year of a one-year contract through 2024[Updated Stats](#)**NON-ROSTER INVITEE****CAREER HIGHLIGHTS**

Was originally signed by the Detroit Tigers as a non-drafted free agent out of the Dominican Republic on Oct. 5, 2012 at the age of 17 and spent 10 years in the Tigers farm system before signing a minor league deal with Washington following the 2022 season...is 23-27 with 52 saves and a 3.80 ERA in 299 career games, including 13 starts...has 503 career strikeouts in 417.1 innings (10.85 per nine innings)...played for Mesa in the Arizona Fall League in 2017.

2023 HIGHLIGHTS

- Signed a minor league deal with Washington after 10 years in the Detroit farm system and spent the entire season at Triple-A Rochester...went 7-5 with 10 saves, a 3.14 ERA and .616 opponents OPS in a career-high 59 relief appearances.
- Also had career highs in wins, innings pitched (71.2), runs allowed (29) and walks (50) and matched his high in losses, hits (43) and hit batters (7)...his ERA was his lowest since 2015 (2.89).
- Struck out 91 batters in 71.2 innings (11.43 per nine innings) but also walked 50 (6.28 per nine innings).
- Tied for the International League lead in games pitched and tied for fifth in saves.
- Led the Nationals farm system in games pitched, tied for second in saves, tied for fifth in wins and tied for ninth in strikeouts.
- Held the opposition to a .179 batting average, which broke down to .141 (14-for-49) with a .602 OPS against left-handed hitters compared to .206 (29-for-141) with a .620 OPS against right-handers...yielded four of his five home runs to righties but issued 34 of his 50 walks to lefties.
- Allowed a .180 batting average and four of his five home runs with the bases empty, a .178 average with runners on.
- Converted 10-of-17 (58.8%) save opportunities...also had 10 holds and was the only minor league pitcher to reach double figures in saves and holds.
- Allowed 5-of-20 (25.0%) inherited runners to score and first batters faced were 9-for-43 (.209) with 11 walks, three hit batters, a sacrifice hit and sacrifice fly (.397 on-base percentage).
- Opponents hit .123 with two strikes.
- Had a 5.02 ERA in the ninth inning, a 1.88 ERA in all other innings.
- Tossed at least one inning in 53 of his 59 appearances, including a season-high 2.0 innings 12 times.
- Pitched for Estrellas in the Dominican Winter League following the season for the fourth consecutive year and was 2-2 with two saves and a 3.18 ERA in 18 relief appearances.
- **DAY-BY-DAY:** Did not allow a run in six of his first seven appearances through April 19 (1.13 ERA)...then surrendered seven runs on six hits and eight walks in 6.2 innings over his next seven games from April 21-May 11 (9.45 ERA)...had an 11-game streak from May 13-June 13 where he did not allow an earned run (14.2 ip, 5 h, 2 r, 8 bb, 17 so)...recorded his first save of the season June 18 against Scranton/Wilkes-Barre (1.0 ip, 2 so)...struck out a season-high five batters in 2.0 innings on June 28 at Lehigh Valley and picked up the win ...compiled a 1.17 ERA and .146 opponents batting average in 11 appearances in June...had a five-game streak from July 3-14 where he did not allow a run or a hit (5.0 ip, 4 bb, 4 so)...converted all four of

his save opportunities during the streak and opponents were 0-for-13...allowed a season-high three hits July 15 at Syracuse (also Aug. 25 vs. Worcester)...posted a 2.08 ERA and .187 opponents batting average over a 17-game span from July 18-Sept. 3...walked a career-high tying four batters in 2.0 innings on July 30 at Worcester when he was charged with the blown save and win...also logged a season-high 48 pitches that day...allowed eight runs in 5.0 innings over his final five games beginning Sept. 5 (14.40 ERA)...yielded a season-high three runs and matched his high with four walks in 0.2 innings against Lehigh Valley on Sept. 16... also recorded his 500th career strikeout that day...finished September with a 10.29 ERA in seven games.

CAREER

2022—Was invited to Detroit's Major League spring training for the third consecutive season... set career marks in opponents' batting average (.171), WHIP (1.16) and strikeouts (96)...recorded a 2.42 ERA with 39 strikeouts and six saves in 22 games during July and August, posting scoreless appearances in 18 of those 22 outings...struck out all six batters he faced in a pair of scoreless frames on April 13 at Somerset, tying his career high for strikeouts in an outing...logged a 2.48 ERA at home compared to a 4.18 ERA on the road.

2021—Promoted to Toledo on June 15, pitching in two games in his Triple-A debut before returning to Double-A Erie...did not allow a homer over his final 14 outings from Aug. 1 on, recording 14.3 strikeouts per 9.0 innings pitched in that stretch...turned in his best month of the year in August, going 1-1 with a 2.61 ERA in nine games while posting a .114 opponents batting average.

2020—Did not pitch as the minor league season was cancelled due to the pandemic

2019—Spent the entire season on the injured list while recovering from right elbow surgery... pitched in seven games, including six as a starter, as part of a rehab assignment with the GCL Tigers East.

2018— Limited to 14 appearances with Double-A Erie after undergoing right elbow surgery... was sidelined from June 2-Sept. 1...was rated as the No. 18 prospect in the Tigers organization by *Baseball America*.

2017—Named to the Florida State League Midseason All-Star Team...tied for ninth in the FSL with eight saves...did not allow an earned run over his final 15 appearances with Lakeland from April 27-June 11, a stretch that spanned 16.2 innings...was sidelined from Aug. 14-24 with a right triceps strain...was selected to play in the Arizona Fall League's Rising Stars Game.

2016—Made 44 appearances between Single-A West Michigan and Single-A Lakeland...was selected to the Midwest League Midseason All-Star Team...ranked sixth in the ML with 11 saves... did not allow an earned run in 21 of 23 appearances with West Michigan...ranked as the 20th-best prospect in the Tigers organization by *Baseball America*.

2015—Did not allow a run in five outings with West Michigan, allowing just three hits and striking out nine.

2014—Threw a season-high 4.0 innings and earned his only win of the season on Aug. 26 vs. the GCL Astros.

2013—Made 15 appearances, including five starts, with the DSL Tigers...finished the month of July with a 1-0 record, one save, a 1.93 ERA and 14 strikeouts in six appearances, including one start.

PERSONAL/MISCELLANEOUS

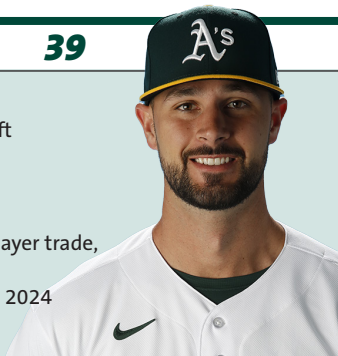
Gerson Mateo Moreno...was originally signed by Tigers scouts Carlos Santana and Ramon Perez.

LIFETIME PITCHING RECORD

Year	Club	W	L	ERA	G	GS	CG	SHO	SV	IP	H	R	ER	HR	HB	BB	IBB	SO	WP	BK
2013	DSL Tigers	2	1	2.88	15	5	0	0	1	50.0	43	21	16	0	5	21	1	35	8	1
2014	GCL Tigers	1	1	4.40	14	1	0	0	0	28.2	32	19	14	0	1	17	0	22	6	0
2015	Connecticut	2	5	3.86	15	0	0	0	2	28.0	28	19	12	0	0	12	1	29	4	0
	West Michigan	0	0	0.00	5	0	0	0	1	9.1	3	0	0	0	0	3	0	9	0	0
2016	West Michigan	1	1	1.08	23	0	0	0	11	25.0	19	5	3	0	1	8	0	27	3	0
	Lakeland	0	3	6.93	21	0	0	0	3	24.2	22	20	19	4	3	20	0	27	3	0
2017	Lakeland	1	0	2.01	21	0	0	0	8	22.1	19	6	5	1	1	8	0	30	0	1
	Erie	0	3	6.43	20	0	0	0	0	28.0	23	20	20	4	3	17	1	36	6	1
2018	Erie	0	1	5.29	14	0	0	0	1	17.0	17	11	10	2	1	14	0	21	4	0
2019	GCL Tigers East	0	2	8.10	7	6	0	0	0	6.2	8	6	6	0	0	5	0	7	2	0
2020		(Minor League Season Cancelled — Did Not Pitch)																		
2021	Erie	5	3	4.47	35	0	0	0	7	46.1	34	24	23	9	6	24	0	68	5	2
	Toledo	0	0	6.75	2	0	0	0	0	2.2	2	2	2	0	1	5	0	5	0	0
2022	Erie	4	2	3.32	48	1	0	0	8	57.0	33	22	21	5	5	33	2	96	15	0
2023	Rochester	7	5	3.14	59	0	0	0	10	71.2	43	29	25	5	7	50	4	91	6	0
Minor League Totals		23	27	3.80	299	13	0	0	52	417.1	326	204	176	30	34	237	9	503	62	5

CAREER TRANSACTIONS

2012 — Signed by the Detroit Tigers organization as a non-drafted free agent, October 5. **2021** — Elected free agency, November 7. **2022** — Re-signed by Detroit to a minor league contract, January 19. Elected free agency, November 10; signed by the Washington Nationals to a minor league contract, December 21. **2023** — Elected free agency, November 6; signed by the Oakland Athletics to a minor league contract, December 12.

LEFT-HANDED PITCHER**Height/Weight:** 6-7 / 250**Bats/Throws:** Right / Left**Birthdate:** October 7, 1997**Opening Day Age:** 26**Birthplace/Resides:** Dallas, Texas / Dallas, Texas**Major League Service:** 149 days**Obtained:** Acquired from Atlanta in a three-team, nine-player trade, December 12, 2022**Contract Status:** First year of a one-year contract through 2024[Updated Stats](#)**CAREER HIGHLIGHTS**

Was selected in the second round of the 2016 draft by Atlanta and made his Major League debut with the Braves in 2021...is 4-10 with a 6.64 ERA in 33 games, including 24 starts, over three seasons with Atlanta (2021-22) and Oakland (2023)...is 33-25 with a 3.60 ERA in 121 games, including 120 starts, in seven seasons in the minors...has 639 strikeouts in 603.0 innings, an average of 9.54 per nine innings...was named to the International League Postseason All-Star team in 2022...was rated as the Braves No. 6 prospect by MiLB.com following the 2020 season, No. 5 after 2021 and No. 1 after 2022...was listed as the A's No. 5 by MiLB.com following the trade...was rated as the Braves No. 1 prospect by *Baseball America* following the 2022 season and the A's No. 2 prospect by the magazine following the trade...pitched for Peoria in the Arizona Fall League in 2018 and was named to the AFL Rising Stars Game.

2023 HIGHLIGHTS

- Was on the A's Opening Day roster and spent most of the season with Oakland...posted a 1-5 record, a 7.60 ERA and .984 opponents OPS in 21 games, including 13 starts, over three stints in his third season in the majors...was also 2-3 with a 7.27 ERA and .941 opponents OPS in 13 starts with Triple-A Las Vegas.
- Based on a minimum of 70 innings pitched, he had the highest ERA, opponents batting average (.346), on-base percentage (.416) and OPS (.984) in the majors and the second highest slugging percentage (.568).
- Using the 70 inning minimum, his 7.60 ERA was the highest in Oakland history and second highest in Athletics history (Al Benton, 7.70 in 1935)...had the highest opponents batting average, slugging percentage and OPS in Athletics history and the third highest on-base percentage.
- Struck out just 56 batters in 77.0 innings (6.55 per nine innings) and walked 39 for a strikeout-to-walk ratio of 1.44...that was fifth lowest in the majors (min. 70 ip).
- His opponents batting average broke down to .341 (87-for-255) with a .981 OPS against right-handed hitters compared to .362 (25-for-69) with a .995 OPS against left-handers.
- Allowed a .376 batting average and 11 of his 16 home runs with runners on base...opponents hit .303 with runners in scoring position but were 0-for-6 with a strikeout with the bases loaded.
- Was 0-1 with a 5.08 ERA and .861 opponents OPS in 11 games in Oakland, 1-4 with an 11.02 ERA and 1.137 OPS in 10 games on the road...is now 0-4 with a 5.51 ERA in 17 career appearances in his home ballparks.
- Compiled a 1-5 record, an 8.10 ERA and a 1.004 opponents OPS in his 13 starting assignments...had no decision, a 5.82 ERA and .914 OPS in eight relief appearances...tossed two or more innings in each of his first five relief appearances and 1.0 inning or fewer in each of his final three.
- First batters faced were 3-for-8 (.375) in his relief appearances and he allowed 1-of-3 (33.3%) inherited runners to score.
- As a starter, he allowed a .291 opponents batting average the first time through the order, .330 the second time and .520 the third time.
- Pitched in at least one game in every month from March through October...had a 1.80 ERA in one start in March but then logged a 5.40 ERA or higher in each of the other months.

- Yielded a .400 batting average or higher to three spots in the batting order: second (.400), third (.457) and eighth (.400)...had a low of .225 against the five- hitter.
- Opponents hit .306 with two strikes.
- Averaged 18.9 pitches per inning, which was second highest in the majors among pitchers with 70 or more innings (Manoah, 19.3).
- The A's were 5-8 (.385) in his starting assignments...tossed 5.2 innings or fewer in all 13 of his starts in 2023 and all 24 starts in his career...struck out three batters or fewer nine times, allowed five runs or more seven times and surrendered one or more home runs 11 times.
- His 7.26 ERA and .307 opponents batting average with Las Vegas were his highest as a minor leaguer...also had a minor league career high in runs (58).
- Struck out 51 in 62.0 innings (7.40 per nine innings) and walked 38 (5.52 per nine innings).
- His opponents batting average broke down to .247 (19-for-77) with a .772 OPS against left-handed hitters compared to .333 (60-for-180) with a 1.013 OPS against right-handers...yielded 27 of his 33 extra base hits to righties, including 10 of his 12 home runs.
- Allowed a .329 batting average with runners in scoring position...surrendered eight of his 12 home runs with runners on base.
- The Aviators were 8-5 (.615) in his starting assignments...tossed five or more innings eight times and walked at least two batters 11 times.
- **DAY-BY-DAY:** Was the A's Opening Day starting pitcher and had a no decision in Oakland's 2-1 win over Los Angeles (AL) on March 30...became the first rookie pitcher in Oakland history to make a start on Opening Day...prior to that, the last Athletic rookie to start an opener was Eddie Smith on April 19, 1937 for the Philadelphia A's...had just 11 career starts entering the opener and the only Opening Day starting pitchers in Oakland history with fewer career starts entering the game are Sonny Gray (2014), Carlos Reyes (1996) and Vida Blue (1971), who all had 10 career starts...tossed a career-high tying 5.2 innings on April 5 against Cleveland...surrendered at least one home run in nine consecutive starts from April 11-July 1 (10 home runs total), which matched the longest such streak by an A's pitcher over the last 35 years...allowed a season-high six runs in 4.0 innings on April 11 at Baltimore but had his third straight no decision in the A's 12-8 loss...it was his shortest outing of the season as a starter...was charged with his first loss on April 17 against Chicago (NL) when he allowed a season-high tying six runs on a career-high 13 hits in 4.0 innings in a 10-1 loss...also logged a season-high 98 pitches...the hits were second most in Oakland history by a pitcher with 4.0 innings pitched or fewer (Adrian Martinez had 14 in 3.2 innings on Sept. 10, 2022 vs. Chicago-AL)...walked a season-high four batters on April 23 at Texas and lost his second consecutive start...finished April with an 0-2 record, a 7.23 ERA and .976 opponents OPS in five starts...then went 1-2 with a 10.80 ERA and 1.049 OPS in four starts in May...picked up his first and only win of the season in the A's 12-8 victory at Kansas City on May 5, despite allowing five runs on eight hits and three walks in 5.1 innings...struck out a season-high six but allowed a season-high tying six runs in 4.0 innings in an 11-3 loss at New York (AL) on May 10...allowed a season-high tying six runs in 5.0 innings in an 11-2 loss at Seattle on May 22 and was 1-4 with an 8.04 ERA in 10 starts overall when he was optioned to Las Vegas the next day...allowed a minor league career-high 10 runs on seven hits in 3.2 innings in an 11-3 loss in his first start with the Aviators on May 27 at Tacoma...yielded one run in 6.0 innings on June 14 against Reno for the win and was 1-2 with a 6.59 ERA in six starts with Las Vegas when he was recalled by Oakland on July 1...started and had a no decision that day in the A's 7-6 win over Chicago (AL)...walked a season-high tying four batters in 5.0 innings and was second back to Las Vegas on July 2...made six more starts with the Aviators, allowing at least three runs in all six starts...was 1-1 with an 8.89 ERA during his second Triple-A stint when he was recalled for a third time on Aug. 17...spent the remainder of the season with the A's, going 0-1 with a 7.20 ERA over his final 10 games, including two starts...made his first relief appearance of the season and the second of his career on Aug. 18 against Baltimore...tossed 3.1 innings in that outing and 4.0 in his next appearance on Aug. 23 against Kansas City, also in relief...allowed just one run and one hit in the latter contest...matched his season highs in strikeouts (6) and runs (6) and tossed just 4.0 innings, which equaled his shortest outing of the season as a starter in a 7-0 loss at Seattle on Aug. 28...made his final start of the season on Sept. 3 at Los Angeles (AL) and tossed 4.0 innings, matching his shortest outing of the season as a starter...posted a 7.45 ERA over his final six relief appearances...tossed at least 2.0 innings in each of the first three and 1.0 inning or fewer in each of the final three.

CAREER

2022—Spent most of the season with Triple-A Gwinnett where he was named to the International League Postseason All-Star team after going 6-8 with a 3.41 ERA and .694 OPS in 23 starts... also went 1-1 with an 8.03 ERA and .782 opponents OPS in three starts over three stints with Atlanta...allowed a .260 opponents batting average with the Braves...right-handed hitters batted .295 and left-handers were 0-for-6 with three walks...opponents hit .143 with runners in scoring position...with Gwinnett, he struck out a career-high 159 batters in 134.2 innings, an average of 10.63 per nine innings...walked just 40 (2.67 per nine innings) for a strikeout-to-walk ratio of 3.98...led the International League in strikeouts, ranked third in ERA and seventh in innings pitched and opponents batting average (.240)...ranked second in the Braves farm system in strikeouts, fourth in innings pitched, tied for eighth in games started and tied for ninth in wins...had minor league career highs in earned runs (51) and home runs allowed (14)...his opponents batting average broke down to .197 with a .618 opponents OPS against left-handed hitters compared to .266 with a .739 OPS against right-handers...was 5-2 with a 2.75 ERA in 11 starts at home, 1-6 with a 4.09 ERA in 12 starts on the road...yielded 16 of his 53 runs in the first inning for a 6.26 ERA...compiled a 2.82 ERA from the second inning on...allowed a .142 batting average with two strikes...held the opponents three hitter in the order to a .197 batting average and no home runs while the cleanup hitter batted .226 with one home run...was rated as the Braves No. 1 prospect according to MLB.com and *Baseball America* following the season...was listed as the A's No. 2 prospect by *Baseball America* and No. 5 by MiLB.com following the trade...was 1-1 with a 3.66 ERA in four starts when he was recalled by Atlanta on May 1...started that day at Texas and took the loss in a 7-3 decision (2.2 ip, 4 h, 7 r, 7 er, 6 bb, 3 so)...was sent back to Gwinnett the following day...struck out a career-high tying 12 batters in 6.0 innings on May 14 at Durham (also July 9, 2018 at Daytona Beach)...pitched a season-high 7.0 innings on June 2 against Louisville, his first of five outings of exactly seven innings...picked up the win that day and June 14 against Indianapolis for his only winning streak of the season...posted a 0.90 ERA over that three-start stretch...struck out Charles LeBlanc in the fourth inning on June 8 at Jacksonville for his 500th career minor league strikeout...had his second of two games with 10 or more strikeouts when he fanned 11 on June 14 against Indianapolis...tossed a season-high 105 pitches June 25 at Nashville...was named International League Pitcher of the Month for June after going 2-1 with a 1.87 ERA and .171 opponents batting average in five starts...struck out 43 and walked just six in 33.2 innings...had a seven-inning complete game in the first game of a July 8 doubleheader against Charlotte...allowed two runs on six hits and no walks while fanning eight in a 3-2 win...made the 100th start of his minor league career July 14 against Durham and had a no decision in a 5-3 loss (6.0 ip, 7 h, 2 r, 2 er, 7 so)...was recalled by Atlanta a second time on Aug. 13 and started and won that day at Miami in a 5-2 Braves win (5.0 ip, 3 h, 2 r, 2 er, 1 bb, 5 so)...was sent back to Gwinnett following the game...logged 6.2 scoreless innings on Aug. 25 at Lehigh Valley, his only scoreless outing of the season...ended up with a no decision in a 2-0 win...was recalled by Atlanta for his third stint on Sept. 27 and had a no decision in an 8-2 win at Washington that day (4.2 ip, 6 h, 2 r, 2 er, 1 bb, 4 so)...it would be his final outing of 2022 as he was optioned back to Gwinnett following the game.

2021—Made his Major League debut and pitched in nine games, including eight starts, going 2-4 with a 4.17 ERA...was ranked by MLB.com as Atlanta's No. 5 prospect...became the first player in Braves franchise history with five starts of no more than one run allowed through his first seven games...went 2-3 with a 2.43 ERA over that span...made his ML debut June 16, pitching 1.0 inning of relief vs. Boston...allowed four hits and two runs with one strikeout...fanned opposing pitcher Garrett Richards for his first strikeout...made his first major league start, June 21 at the Mets, pitching against Jacob deGrom at Citi Field in the first game of a doubleheader...originally allowed one hit and one run over 4.0 innings to take the loss, walking two and striking out three...the hit was later overruled, giving him 4.0 no-hit innings...started at Cincinnati June 27 and allowed one hit and two walks over 5.0 shutout innings, striking out nine...became just the 10th pitcher since 1920 to pitch at least 5.0 scoreless innings, allow no more than one hit and strike out at least nine within his first three career games...Milwaukee's Freddy Peralta was the last to do so, fanning 13 over 5.1 scoreless on May 13, 2018, allowing just one single.

2020—Received a non-roster invitation to Atlanta's Spring Training...made two relief appearances, allowing six runs, all earned, in 1.0 inning...walked three and struck out three...spent the

rest of the season at the club's alternate training site in Gwinnett...ended the season ranked by MLB.com as the Braves' No. 6 prospect.

2019—Spent the season at Double-A Mississippi, going 7-6 with a 3.14 ERA in 22 games, all starts...fanned 120, walked 68 and threw two complete games...named to the Southern League All-Star Game...did not appear for the South team in a 7-3 loss...his 120 strikeouts were eighth most in the SL...was named SL Pitcher of the Week May 26...his season ended after he suffered a right calf strain on Aug. 2...did not allow an earned run over his final 17.2 innings.

2018—Made 25 starts between Single-A Rome, High-A Florida and Double-A Mississippi and went 11-3 with a 3.03 ERA...led the Atlanta system with 11 wins and ranked second in innings pitched (139.2), eighth in starter's ERA (3.03) and eighth in strikeouts (129)...earned three Pitcher of the Month awards from the organization, including April at Rome, June at Florida and August at Mississippi...pitched with Peoria in the Arizona Fall League and was named to the AFL Rising Stars Game.

2017—Played his first full professional season with Rookie-Advanced Danville, going 1-1 with a 4.15 ERA and 49 strikeouts over 11 games, all starts...entered the season tabbed by MLB.com as Atlanta's No. 13 prospect, while *Baseball America* named him No. 17.

2016—In his first pro season, earned Gulf Coast League Braves Pitcher of the Year honors.

PERSONAL/MISCELLANEOUS

Kyle Douglas Muller was originally signed by Nate Dion...is married, Connie...attended Jesuit College Prep in Dallas...was the 2016 Gatorade Player of the Year after pitching to a perfect 8-0 record with a 0.46 ERA and 133 strikeouts in 76.0 innings.

LIFETIME PITCHING RECORD

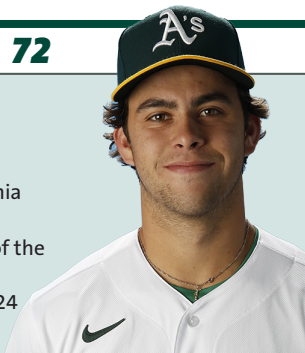
Year	Club	W	L	ERA	G	GS	CG	SHO	SV	IP	H	R	ER	HR	HB	BB	IBB	SO	WP	BK	
2016	GCL Braves	1	0	0.65	10	9	0	0	0	27.2	14	3	2	0	0	12	0	38	1	0	
2017	Danville	1	1	4.15	11	11	0	0	0	47.2	43	24	22	5	1	18	0	49	5	1	
2018	Rome	3	0	2.40	6	6	0	0	0	30.0	24	10	8	3	2	8	0	23	1	0	
	Florida	4	2	3.24	14	14	0	0	0	80.2	80	30	29	2	1	32	0	79	5	0	
	Mississippi	4	1	3.10	5	5	1	1	0	29.0	22	10	10	3	2	6	0	27	1	0	
2019	Mississippi	7	6	3.14	22	22	2	0	0	111.2	81	42	39	5	7	68	0	120	16	0	
2020	(Minor League Season Cancelled — Did not pitch)																				
2021	Gwinnett	5	4	3.39	17	17	0	0	0	79.2	66	37	30	9	1	42	0	93	15	0	
	ATLANTA	2	4	4.17	9	8	0	0	0	36.2	26	17	17	2	2	20	1	37	9	0	
2022	Gwinnett	6	8	3.41	23	23	1	0	0	134.2	119	53	51	14	6	40	0	159	5	2	
	ATLANTA	1	1	8.03	3	3	0	0	0	12.1	13	11	11	2	0	8	0	12	2	0	
2023	OAKLAND	1	5	7.60	21	13	0	0	0	77.0	112	65	65	16	3	39	1	56	3	1	
	Las Vegas	2	3	7.26	13	13	0	0	0	62.0	79	58	50	12	3	38	0	51	7	0	
Major League Totals		4	10	6.64	33	24	0	0	0	126.0	151	93	93	20	5	67	2	105	14	1	
Minor League Totals		33	25	3.60	121	120	4	1	0	603.0	528	267	241	53	23	264	0	639	56	3	

CAREER TRANSACTIONS

2016 — Selected by the Atlanta Braves organization in the 2nd round of the First-Year Player Draft. **2022** — Traded to the Oakland Athletics as part of a three-team, nine-player deal in which Atlanta also traded pitcher Freddy Tarnok, catcher Manny Piña and minor league pitcher Royber Salinas to Oakland, Milwaukee traded outfielder Esteury Ruiz to Oakland, Oakland traded catcher Sean Murphy to Atlanta and pitcher Joel Payamps to Milwaukee and Atlanta sent catcher William Contreras and minor league pitcher Justin Yeager to Milwaukee, December 12.

MULLER'S CAREER BESTS

Low Hit Complete Game: None
Innings Pitched: 5.2 (twice), last: April 5, 2023 vs. Cleveland
Strikeouts: 6 (twice), last: August 28, 2023 at Seattle
Pitches: 98, April 17, 2023 vs. Chicago (NL)
Longest Winning Streak: 1 (four times), last: May 5, 2023
Longest Losing Streak: 3, May 10, 2023 to present
Longest Scoreless Streak: 10.0, June 21 to July 3, 2021

**INFIELDER****Height/Weight:** 6-1 / 180**Bats/Throws:** Right / Right**Birthdate:** August 25, 2002**Opening Day Age:** 21**Birthplace/Resides:** Camarillo, California / Camarillo, California**Major League Service:** None**Obtained:** Selected in the 1st round (25th selection overall) of the 2021 First-Year Player Draft**Contract Status:** First year of a one-year contract through 2024[Updated Stats](#)**NON-ROSTER INVITEE****CAREER HIGHLIGHTS**

Was the A's first round pick and the 25th selection overall in the 2021 First-Year Player Draft... is a .248 hitter with 29 home runs and 136 RBI in 257 games in three professional seasons... has 124 walks for a .340 on-base percentage...has played in 241 games at shortstop and two at second base...was rated as the A's second-best prospect by MiLB.com following the 2021 season, eight-best after 2022 and seventh best after 2023...was listed as the A's sixth-best prospect by *Baseball America* after 2022...was named an A's Organizational All-Star by MiLB.com in 2022 and 23...played for Mesa in the Arizona Fall League following the 2023 season and was named an AFL Rising Star.

2023 HIGHLIGHTS

- Split his season between High-A Lansing and Double-A Midland and batted a combined .275 with 35 doubles, 10 home runs, 62 RBI and a .763 OPS in 123 games.
- Was 13-for-16 (81.3%) in stolen base attempts.
- Ranked second in the A's farm system in doubles, third in hits (131), sixth in runs (76), tied for sixth in extra base hits (45) and eighth in walks (52).
- Batted .281 (103-for-367) with a .779 OPS against right-handed pitchers compared to .255 (28-for-110) with a .711 OPS against left-handers.
- Hit .314 with runners in scoring position...was 4-for-6 (.667) with a double, a walk and eight RBI with the bases loaded.
- Four of his 10 home runs put his team ahead.
- Batted .304 with five of his 20 home runs and 26 of his 62 RBI in the seventh inning or later.
- Was 36-for-65 (.554) with nine doubles, three home runs and 14 RBI when putting the first pitch in play...went 3-for-42 (.071) on a 3-2 count.
- Started 117 games at shortstop and five at designated hitter...committed 17 errors for a .962 fielding percentage.
- Made starts in each spot in the batting order except fourth and eighth...hit third 52 times, second 33 times and leadoff 27 times.
- Was named an A's Organizational All-Star by MiLB.com.
- Played for Mesa in the Arizona Fall League following the season and hit .212 with four home runs and 16 RBI in 22 games...tied for ninth in the league in extra base hits (10)...was named to the AFL Fall Stars Game and an AFL Rising Star.
- Was rated as the A's seventh-best prospect by MLB.com.
- **DAY-BY-DAY:** Struck out at least once in each of his first 23 games through May 6 and batted .236 with two home runs, eight RBI and 42 strikeouts over that span...went 0-for-5 with a career-high five strikeouts April 13 against West Michigan...batted .232 in 18 games in April and then hit .238 in 23 contests in May...was 8-for-48 (.167) over a 12-game stretch from May 27 to June 13...then went 10-for-20 (.500) during a five-game hitting streak from June 14-18...scored a career-high tying three runs on June 16 against Peoria...was hitting .255 with six home runs and 31 RBI in 72 games with Lansing when he was promoted to Midland on July 14...would go on to bat .302 with four home runs and 31 RBI in 51 games with the Rock-Hounds...went 10-for-52 (.192) over his first 14 Double-A games through July 30...was hitting .245 with six home runs, 35 RBI and a .675 OPS in 86 games overall at the end of July...

then batted .340 with four home runs, 27 RBI and a .954 OPS over his final 37 contests... had a career-high tying four hits Aug. 3 at Frisco...scored at least one run in nine consecutive games from Aug. 8-17 (12 runs total)...had a season-high 10-game hitting streak from Aug. 9-19...went 16-for-43 (.372) with 12 runs, five doubles, three home runs and 10 RBI during the streak...had an extra base hit in six consecutive games from Aug. 12-18 (four doubles, two home runs)...matched his career high with four hits on Aug. 31 at Amarillo...hit .356 with three home runs and 17 RBI in 25 games in August, all his best single-month figures of 2023... then batted .304 in September...reached base safely in each of his final 11 games beginning on Sept. 2 and hit .340 with a .428 on-base percentage.

CAREER

2022—Spent most of his first full professional season at Single-A Stockton before he was promoted to High-A Lansing in mid-July...combined to hit .229 with 19 home runs, 70 RBI and a .757 OPS in 123 games...added 69 walks and was hit by a pitch nine times for a .336 on-base percentage...was successful in 19-of-25 (76.0%) stolen base attempts...ranked second in the A's farm system in walks and games played, third in doubles (28), RBI, extra base hits (50) and total bases (199), fourth in runs (69), tied for fourth in home runs, tied for fifth in stolen bases, sixth in hits (108), 10th in slugging (.422) and tied for 10th in hit by pitches...led the A's farm system and tied for fifth among all Single-A batters in strikeouts (169)...his batting average broke down to .231 with a .725 OPS against right-handed pitchers compared to .222 with an .878 OPS against left-handers...slugged .525 against lefties, .394 against righties...his average improved slightly to .242 with runners in scoring position...hit .243 at night, .151 during the day...slugged 16 of his home runs with Stockton, which tied for seventh in the California League...seven of his 19 home runs put his team ahead...seven came in the first inning...started 112 games at shortstop, eight at designated hitter and two at second base...led all minor league shortstops with 32 errors and had a .928 fielding percentage...also ranked eighth in total chances (443) and putouts (148)...started games at each of first four spots in the batting order, including 47 hitting second, 32 from the three spot, 31 batting leadoff and 12 hitting cleanup...was rated as the A's sixth-best prospect by *Baseball America* following the season and the eight-best by *MiLB.com*...was named an A's Organizational All-Star by *MiLB.com*...hit his first professional home run in an Opening Day start at shortstop at Fresno on April 8, a sixth inning solo shot off Zak Baayoun...homered again the next day...went 13-for-38 (.342) with four doubles, three home runs, 13 RBI and a 1.131 OPS over his first 10 games through April 19...hit his first career grand slam April 15 against Modesto...scored a career-high three runs and stole a career-high two bases April 19 at Inland Empire...also scored three runs on May 18 vs. Modesto and July 7 at Modesto, and stole two bases again on Aug. 25 at Wisconsin...had his first of two seven-game hitting streaks from May 13 to 20...went 9-for-27 (.333) with 10 runs, three home runs and 11 RBI during the streak...drove in a career-high five runs on May 18 against Modesto...went 4-for-4 with a pair of solo home runs on June 2 at San Jose...it was his first career four-hit game and first career two-homer game...it began a season-high 18-game reaching base streak through June 25, during which he batted .313 with a .477 on-base percentage...scored a run in eight consecutive games from June 5 to 17 (nine runs total)... was batting .230 with 16 home runs, 51 RBI and a .799 OPS in 81 games with the Ports when he was moved up to Lansing on July 18...hit .226 with three home runs, 19 RBI and a .680 OPS in 42 games with the Lugnuts...went 7-for-21 (.333) with six extra base hits and five RBI over his first five games...drew a career-high three walks Aug. 3 against West Michigan...finished the season by hitting safely in each of his final seven games beginning Sept. 3 (8-for-27, .296).

2021—Began his professional career with the A's affiliate in the Arizona Complex League and went 4-for-31 (.129) with no extra base hits and no RBI in 11 games...all 11 of his games were starts at shortstop...committed one error for a .963 fielding percentage...was rated as the A's second-best prospect by *MiLB.com* following the season...went 0-for-3 in his debut on Aug. 9 at the Giants-Black...singled and drove in two runs the next day at the Diamondbacks for his first hit and RBI...stole his first base Aug. 24 at the Reds.

PERSONAL/MISCELLANEOUS

Maxwell Price Muncy was originally signed by A's scout Dillon Tung...graduated from Thousand Oaks High School...hit .459 with 11 home runs and 49 RBI in 28 games as a senior to help Thousand Oaks to a 29-1 record and the Southern Section Division 2 championship...was named the

Los Angeles Times and Los Angeles Daily News Baseball Player of the Year and was CIF Southern Section Division 2 Player of the Year in 2021.

LIFETIME PLAYING RECORD																					
Year	Club	AVG.	G	AB	R	H	2B	3B	HR	RBI	SH	SF	HP	BB	SO	SB	CS	OBP	SLG	E	
2021	ACL A's	.129	11	31	3	4	0	0	0	4	0	0	0	3	12	1	0	.206	.129	1	
2022	Stockton	.230	81	304	50	70	16	1	16	51	1	2	7	51	109	6	5	.352	.447	25	
	Lansing	.226	42	168	19	38	12	2	3	19	0	2	2	18	60	13	1	.305	.375	7	
2023	Lansing	.255	72	275	36	70	18	0	6	31	3	3	0	31	92	9	3	.327	.385	8	
	Midland	.302	51	202	40	61	17	0	4	31	3	0	7	21	54	4	0	.387	.446	9	
Minor League Totals		.248	257	980	148	243	63	3	29	136	7	7	16	124	327	33	9	.340	.407	50	

CAREER TRANSACTIONS

2021 — Selected by the Oakland Athletics organization in the 1st round (25th selection overall) of the First-Year Player Draft.

**LEFT-HANDED PITCHER****Height/Weight:** 6-5 / 230**Birthdate:** June 12, 1993**Birthplace/Resides:** Brockton, Massachusetts / Dedham, Massachusetts**Major League Service:** 4 years, 113 days**Obtained:** Acquired from the San Francisco Giants for Trenton Brooks, August 21, 2023**Contract Status:** First year of a one-year contract through 2024
 [Updated Stats](#)
CAREER HIGHLIGHTS

Has pitched for three teams in seven seasons in the majors and is 27-25 with two saves and a 4.47 ERA in 160 games, including 60 starts, with the Braves (2017-22), Cubs (2022) and A's (2023)...began his career as a starter as he was 16-18 with a 4.06 ERA in 50 games, 49 starts, with Atlanta in 2017 and 2018...is 11-7 with a 5.16 ERA in 118 games, including 11 starts, in five seasons since then...made six postseason appearances, including one start, for Atlanta from 2018-19 and was 1-0 with a 1.08 ERA, all in the Division Series...was not on the playoff roster for the 2021 World Champion Braves club...was originally a 1st round draft pick of the Angels in 2014 (15th selection overall)...also pitched in the San Francisco farm system in 2023, his 10th professional season.

2023 HIGHLIGHTS

- Was acquired by Oakland from San Francisco in a minor league deal in late August and went 1-1 with a 3.00 ERA and .571 opponents OPS in seven games, including two starts, before a strained left knee ended his season in mid-September.
- Began the season on the injured list at Triple-A Sacramento with left humerus osteoid osteoma and was a combined 1-1 with a 3.15 ERA and .637 OPS in 20 games, including two starts, with the River Cats and Single-A San Jose.
- Pitched in the majors for the seventh consecutive season but his seven games and 15.0 innings pitched were the second fewest of his career (had four starts and 13.2 innings pitched with Atlanta in 2020).
- Worked in relief in each of his first five appearances (1-0, 1.13 ERA) before making the start in his final two outings (0-1, 5.14 ERA).
- Held the opposition to a .160 batting average but walked nine batters in 15.0 innings for a .311 on-base percentage.
- Left-handed hitters were 1-for-17 (.059) with a .259 OPS against him...right-handers were 7-for-33 (.212) with a .729 OPS.
- Did not allow a run in 7.2 innings over three appearances on the road...opponents were 1-for-23 (.043) with four walks.
- Yielded a .097 batting average with two strikes.
- Struck out 40 batters in 31.1 minor league innings (11.49 per nine innings) but also walked 20 (5.74 per nine innings)...surrendered just two home runs.
- Allowed a .217 opponents batting average, which broke down to .213 (16-for-75) against right-handed hitters compared to .222 (10-for-45) against left-handers...yielded both of his home runs and issued 17 of his 20 walks to righties for a .688 OPS (.547 vs. lefties).
- Opponents hit .188 with runners in scoring position and were 0-for-6 with three strikeouts with the bases loaded.
- First batters faced were 4-for-14 (.286) with two walks and he allowed 1-of-3 (33.3%) inherited runners to score.
- Was charged with 11 of his 13 runs in seven appearances on three days rest (6.92 ERA)...had a 0.84 ERA in his other outings.
- Yielded a .133 average with two strikes.
- Did not allow a hit to the opponents three hitter in the order (0-for-15).
- Tossed at least 1.0 inning in 19 of his 20 games, including 2.0 or more 11 times.

- DAY-BY-DAY:** Began the season on the injured list at Sacramento in the San Francisco organization with left humerus osteoid osteoma...was sent to San Jose on a rehab assignment June 4 and went 1-0 with a 3.00 ERA (3.0 ip, 2 h, 1 r, 1 er, 5 so) in two relief appearances before he was reinstated from the IL June 11...was 0-1 with a 3.16 ERA in 18 games, including two starts, with the River Cats...struck out David Hensley in the second inning of his start on June 16 at Sugar Land for his 500th career strikeout as a minor leaguer...surrendered a season-high five runs in 1.1 innings at Round Rock on June 20...tossed a minor league season-high 3.0 innings July 9 at Sugar Land but also walked a season-high three...did not allow a run over a seven-game stretch from July 16 to Aug. 11 for a 12.1-inning scoreless streak...opponents went 5-for-39 (.128) over that span but he walked eight (.292 on-base percentage)...struck out a season-high seven in a minor league season-high tying 3.0 scoreless innings July 22 against Tacoma...compiled a 0.61 ERA and .188 opponents batting average in seven games in July...was traded to the A's organization on Aug. 21 for minor league outfielder Trenton Brooks and did not appear in a minor league game before he was selected by Oakland two days later...made his A's debut Aug. 23 against Kansas City with a scoreless inning of relief...did not allow a run or a hit over his first three games (4.2 ip)...including Aug. 25 at Chicago (AL) when tossed 2.0 scoreless innings of relief for the win...did not allow a run in four his five relief appearances and had a 1.13 ERA when he started on Sept. 9 at Texas...tossed 4.0 scoreless innings and allowed just one hit while striking out a season-high five but had a no decision in the A's 3-2 loss...started and lost on Sept. 15 against San Diego when he allowed four runs on five hits in 3.0 innings...was placed on the 15-day injured list Sept. 17 retroactive to Sept. 16 with a strained left knee...had surgery on Sept. 20 to repair the lateral meniscus of his left knee...the surgery was performed by Dr. Will Workman at Webster Surgery Center in San Ramon, Calif...had a second surgery on the knee on Dec. 20 when Dr. Workman performed a medial meniscectomy to resolve lingering right knee discomfort while rehabing from his previous surgery.

CAREER

2022—Opened the year with Atlanta and appeared in three games as a reliever before being traded...was acquired by the Cubs on April 21 in exchange for pitcher Jesse Chavez and cash... appeared in three games for the Cubs before missing about a month on the injured list from May 11 (retro to May 8) to June 12 with a left ankle sprain...was designated for assignment by Chicago on June 13...cleared waivers and was outrighted to Triple-A...pitched with Iowa from June 29-July 8, posting a 1.86 ERA in seven games, one start...had his contract selected by the Cubs on Aug. 4 and spent the next six weeks with Chicago before being designated on September 17.

2021—In his fifth Major League season made 32 appearances out of the bullpen and finished 2-0 with a 4.73 ERA...it marked the first time in his career that he did not start a game...averaged 11.97 strikeouts per nine innings, the highest rate among Braves pitchers...was not on the playoff roster for the World Champions Braves...began the year at Triple-A Gwinnett and went 3-0 with four saves and a 1.62 ERA in 15 relief appearances.

2020—In fourth Major League season made four starts for Atlanta and went 0-2 with a 11.20 ERA...averaged 3.1 innings pitched per game and did not pitch more than 4.2 innings in any of his starts...was optioned to the alternate training site on Aug. 10 after his last start.

2019—Pitched primarily in a relief role for the first time in his career and went 6-3 with a 3.16 ERA in 55 games, including four starts...opened the year in the starting rotation, before moving to the bullpen on May 4...had a 3.04 ERA in 51 games in relief...was credited with the first save of his career on May 20 at San Francisco...was placed on the 7-day concussion injured list on June 18 after taking a line drive off the back of the head on June 15 against Philadelphia...was reinstated on June 25 after making one rehabilitation appearance with Triple-A Gwinnett...appeared in four of Atlanta's five postseason games in the NLDS and retired all 11 batters he faced, including four via strikeout...earned the win in Game 3 in St. Louis.

2018—In his first full major league season, his 12 wins were second most on the Atlanta staff, trailing just Mike Foltynewicz...his 81 walks on the season tied for fourth most in the majors... went 8-2 and pitched to a 2.59 ERA over his first 15 starts of the season...among NL starters with

at least 85.0 innings in that span, his ERA ranked fifth lowest...from May 2-13, did not allow a run and held opponents to two hits or fewer in three consecutive starts...became the first Braves pitcher over the last 110 seasons to do so...finished the month of May 5-0 with a 1.54 ERA and no home runs allowed...Atlanta went 5-1 in his six starts...his five wins in the month were most in the majors, while his 1.54 ERA ranked sixth best in the National League...his batting average against of .158 was the lowest in the league among qualifying pitchers...came within one strike of a no-hitter on July 29, 2018 at Los Angeles (NL)...Chris Taylor hit a two-strike single to left with two outs in the ninth inning...appeared in two games of the NLDS against Los Angeles, making the start in Game 4 at SunTrust Park, the Braves' only victory in the series...did not receive a decision in either game and compiled a 1.93 ERA...tossed 2.0 scoreless innings in relief during Game 1.

2017—Made his Major League debut in his second season in the Atlanta organization after beginning the season with Triple-A Gwinnett...went a season-best 6.1 innings in his debut on June 10 against New York (NL) in the first game of a doubleheader, allowing one unearned run, four hits and two walks while striking out seven...became just the second pitcher in Atlanta franchise history to go as long in his MLB debut and not allow an earned run...Larry McWilliams did so on July 17, 1978, also against the Mets, also in the first game of a doubleheader and also in Atlanta...earned his first ML win while becoming the first pitcher in Atlanta franchise history to begin his career with four consecutive quality starts with a 3-0 win over San Diego at Petco Park on June 27...struck out eight over 6.0 innings to lower his ERA to 1.48...the only other Atlanta starter to have a better ERA through his first four career appearances was Kyle Davies (0.77) in 2005...collected his first ML hit on Aug. 7 against Philadelphia.

2016—Spent the season with Double-A Mississippi, tying for the Southern League lead with 27 starts...fanned 152, which tied for 18th most among all MiLB players and was the most in the SL...his average of 9.77 strikeouts per nine innings ranked fifth best among qualifying minor leaguers...made two postseason starts...had a no-decision in a Game 1, 6-5 loss of the first round against Pensacola and lost, 2-0, in Game 2 of the championship series at Jackson...entered the season as the Braves' second-best prospect according to *Baseball America*.

2015—Went a combined 9-3 with a 2.38 ERA in 27 games, all starts, across three minor league levels for Los Angeles (AL)...struck out 168, tied for the second most by any minor leaguer...named to the USA roster for the Futures Game during the 2015 All-Star break, tossing a perfect inning of relief in a 10-1 win over the World squad...named the California League Pitcher of the Week on Aug. 3 after tossing 6.0 shutout innings to beat Lake Elsinore on the road on July 28...tossed 7.0 no-hit innings on Aug. 25 against Tulsa...ended the season as the Angels top minor league prospect according to *Baseball America*.

2014—Made his professional debut, pitching at two levels and going a combined 0-1 with a 6.14 ERA...started with the rookie-level Arizona League Angels...tossed 3.0 total innings over two starts...moved to Single-A Burlington on Aug. 8 and finished the season there, striking out 15 over 11.2 innings.

PERSONAL/MISCELLANEOUS

Sean William Newcomb...is married, Sarah, and has a son, Teddy...graduated from Middleborough (MA) High School where he played both baseball and basketball...as a senior he helped lead the baseball team to a title by going 9-0 with three saves and a 0.46 ERA...pitched collegiately at the University of Hartford, starting nine games as a freshman in 2012 before suffering a season-ending injury...before going down to injury, Newcomb tossed a 7.0 inning no-hitter vs. Yale in the second game of a doubleheader, his first win on campus...as a junior in 2014, he posted a 1.25 ERA in 14 games (all starts) while going 8-2 and striking out 106 batters in 93.1 innings...pitched two seasons on the Cape for Wareham Gateman in 2012 and 2013.

LIFETIME PITCHING RECORD

Year	Club	W	L	ERA	G	GS	CG	SHO	SV	IP	H	R	ER	HR	HB	BB	IBB	SO	WP	BK
2014	AZL Angels	0	0	3.00	2	2	0	0	0	3.0	3	1	1	1	0	1	0	3	0	0
	Burlington	0	1	6.94	4	4	0	0	0	11.2	13	9	9	1	0	5	0	15	3	0
2015	Burlington	1	0	1.83	7	7	0	0	0	34.1	25	9	7	1	1	19	0	45	2	0
	Inland Empire	6	1	2.47	13	13	0	0	0	65.2	50	22	18	2	1	33	0	84	3	0
2016	Arkansas	2	2	2.75	7	7	0	0	0	36.0	22	12	11	2	1	24	0	39	1	0
	Mississippi	8	7	3.86	27	27	1	0	0	140.0	113	62	60	4	7	71	0	152	5	0
2017	Gwinnett	3	3	2.97	11	11	0	0	0	57.2	45	23	19	3	1	33	0	74	4	0
	ATLANTA	4	9	4.32	19	19	0	0	0	100.0	100	51	48	10	6	57	6	108	3	0
2018	ATLANTA	12	9	3.90	31	30	0	0	0	164.0	137	74	71	18	1	81	1	160	4	0
2019	ATLANTA	6	3	3.16	55	4	0	0	1	68.1	61	28	24	8	3	29	1	65	4	0
	Gwinnett	2	1	2.18	4	3	0	0	0	20.2	14	5	5	1	0	5	0	20	1	0
2020	ATLANTA	0	2	11.20	4	4	0	0	0	13.2	20	17	17	4	3	6	0	10	1	0
2021	ATLANTA	2	0	4.73	32	0	0	0	1	32.1	28	17	17	1	2	27	1	43	5	0
	Gwinnett	3	0	1.62	15	0	0	0	4	16.2	9	3	3	1	1	4	0	28	2	0
2022	ATLANTA	0	0	7.20	3	0	0	0	0	5.0	7	4	4	1	0	4	0	4	1	0
	CHICAGO (NL)	2	1	9.13	17	1	0	0	0	22.2	26	24	23	7	0	15	0	24	1	0
	Iowa	1	1	3.38	12	1	0	0	1	24.0	12	10	9	1	2	18	0	31	2	0
2023	San Jose	1	0	3.00	2	0	0	0	0	3.0	2	1	1	0	0	0	0	5	1	0
	Sacramento	0	1	3.16	18	2	0	0	0	31.1	24	12	11	2	1	20	0	40	0	0
	OAKLAND	1	1	3.00	7	2	0	0	0	15.0	8	5	5	1	2	9	0	17	1	0
Major League Totals		27	25	4.47	168	60	0	0	2	421.0	387	220	209	50	17	228	9	431	20	0
Minor League Totals		27	17	3.12	122	77	1	0	5	444.0	332	169	154	19	15	233	0	536	24	0

CAREER TRANSACTIONS

2014 — Selected by the Los Angeles Angels organization in the 1st round of the First-Year Player Draft (15th selection overall). **2015** — Traded to the Atlanta Braves with infielder Erick Aybar and minor league pitcher Chris Ellis for infielder Andrelton Simmons and minor league catcher Jose Bricens, November 12. **2019** — On the concussion injured list, June 18 to 24; included rehabilitation assignment to Gwinnett, June 22 to 24. **2021** — On the injured list, April 17 to 29; included rehabilitation assignment to the Braves alternate site, April 26 to 29. **2022** — Traded to the Chicago Cubs for Jesse Chavez and cash considerations, April 20. On the injured list, May 8 to June 11; included rehabilitation assignment to Iowa, May 24 to June 11. Elected free agency, October 6. **2023** — Signed by the San Francisco Giants to a minor league contract, February 5. Traded to the Oakland Athletics for minor league outfielder Trenton Brooks, August 21. On the injured list, September 16 to November 5.

DIVISION SERIES PITCHING RECORD

Year	Club/Opp.	W	L	ERA	G	GS	CG	SHO	SV	IP	H	R	ER	HR	HB	BB	IBB	SO	WP	BK
2018	ATL vs. LAD	0	0	1.93	2	1	0	0	0	4.2	2	2	1	0	0	3	0	2	0	0
2019	ATL vs. STL	1	0	0.00	4	0	0	0	0	3.2	0	0	0	0	0	0	0	4	0	0
Totals		1	0	1.08	6	1	0	0	0	8.1	2	2	1	0	0	3	0	6	0	0

NEWCOMB'S CAREER BESTS

Low Hit Complete Game: None

Innings Pitched: 8.2, July 29, 2018 vs. Los Angeles (NL)

Strikeouts: 9 (twice), last: April 8, 2018 at Colorado

Pitches: 134, July 29, 2018 vs. Los Angeles (NL)

Longest Winning Streak: 7, April 8 to June 5, 2018

Longest Losing Streak: 5, July 4 to August 9, 2017

Longest Scoreless Streak: 21.0, April 26 to May 19, 2018

**RIGHT-HANDED PITCHER****Height/Weight:** 6-1 / 210**Bats/Throws:** Right / Right**Birthdate:** November 11, 1990 **Opening Day Age:** 33**Birthplace/Resides:** Tempe, Arizona / Gilbert, Arizona**Major League Service:** 52 days**Obtained:** Signed to a minor league contract, November 3, 2023**Contract Status:** First year of a one-year contract through 2024
 [Updated Stats](#)
NON-ROSTER INVITEE**CAREER HIGHLIGHTS**

Has brief stints in the majors in each of the last three seasons and has a 4.05 ERA and .720 opponents OPS in six games with Seattle (2021), Philadelphia (2022) and New York-NL (2023)...pitched in one game for the Mariners in 2021, two for the Phillies in 2022 and three for the Mets in 2023...is also 17-20 with 13 saves and a 4.47 ERA in 195 games, including 16 starts, in seven minor league seasons...that does not include two seasons with St. Paul in the independent American Association from 2017-18...pitched for Italy in the World Baseball Classic in 2023.

2023 HIGHLIGHTS

- Spent most of the season at Triple-A Iowa in the Cubs organization and Triple-A Syracuse in the Mets farm system, combining for a 1-2 record, one save, a 4.64 ERA and .825 opponents OPS in 35 games, including two starts.
- Also had three stints with the Mets and logged a 2.45 ERA in three relief appearances...allowed a .286 opponents batting average and did not issue a walk in 3.2 innings...stranded all three of his inherited runners.
- At Triple-A, he yielded a career-high 11 home runs in 42.2 innings...struck out 47 batters (9.91 per nine innings), but walked 20 (4.22 per nine innings).
- Had a .247 opponents batting average, which broke down to .244 (22-for-90) with a .798 OPS against right-handed hitters compared to .250 (18-for-72) with a .857 OPS against left-handers.
- Held the opposition to a .179 batting average with runners in scoring position...nine of his 11 home runs came with the bases empty.
- Allowed 10-of-15 (66.7%) inherited runners to score...first batters faced were 8-for-29 (.276) with four walks.
- Tossed at least one inning in 31 of his 35 minor league appearances, including a season-high 2.0 innings eight times...logged 2.0 innings in both of his starts.
- Pitched for Italy in the World Baseball Classic during the spring and compiled a 5.40 ERA in three relief appearances (3.1 ip, 5 h, 2 r, 2 er, 7 so).
- DAY-BY-DAY:** Began the season at Iowa and did not allow a run in five of his first six appearances (1.35 ERA)...then allowed a season-high five runs in 1.2 innings on April 22 at Buffalo but only one of the runs was earned...also tossed a season-high 41 pitches...finished April with a 2.38 ERA in eight relief appearances...was 1-1 with a 3.48 ERA in 16 relief appearances with Iowa when he was traded to the New York Mets organization on June 1 for cash considerations...was assigned to Syracuse and did not allow a run in four of his first five appearances (5.06 ERA)...made his first start of the season on June 16 at Buffalo (2.0 ip, 1 h, 2 so)...then earned his only save in his next appearance on June 21 at Durham (1.0 ip)...had a 3.81 ERA in 21 minor league appearances overall when he was recalled by the Mets for the first time on June 23...made two appearances against Philadelphia (1.2 ip, 1 h, 1 so) before he was optioned back to Syracuse on June 27...had a 12.79 ERA in six relief appearances in July and allowed five home runs while walking seven in 6.1 innings...was recalled by New York for the second time on July 30 but did not pitch before returning to Triple-A on Aug. 2...allowed a season-high four hits Aug. 11 at Scranton/Wilkes-Barre...joined the Mets for the third time on Aug. 19 and had Major League career highs in innings (2.0), hits (3) and strikeouts (2) that

day at St. Louis...was optioned back to Syracuse the next day and spent the remainder of the year at Triple-A...had two appearances with Syracuse following his option (3.0 ip, 1 h, 1 r, 1 er, 3 bb, 1 so) before he was placed on the injured list Aug. 30 with bursitis in his right shoulder...was reinstated Sept. 19 and did not allow a run in his final two appearances (3.0 ip, 1 h, 4 so)...struck out a season-high four batters in 2.0 scoreless and hitless innings in his final appearance, a start on Sept. 22 against Scranton/Wilkes-Barre.

CAREER

2022—Pitched for three organizations, combining to go 4-1 with a 3.81 ERA with two saves in 37 minor league games, including four starts...also made two relief appearances for the Phillies, throwing 2.0 scoreless frames, Sept. 4-8...opened the year in the Yankees system, going 4-1 with a 3.68 ERA in 22 relief appearances, four starts, prior to his release July 18...signed a minor league deal with Toronto July 24 and posted a 2.79 ERA with two saves in 10 relief appearances before he was traded to Philadelphia Aug. 30 for catcher Karl Ellison...selected by the Phillies Sept. 1 and was optioned to Lehigh Valley Sept. 11.

2021—Saw his first Major League action with Seattle, appearing in one game as a reliever...spent the majority of the season in the minors, combining with Triple-A Tacoma and Triple-A St. Paul to go 3-4 with one save, a 5.05 ERA and 51 strikeouts over 40.1 innings in 30 games, including six starts...began the season with the Mariners organization with Tacoma and went 3-3 with a 5.61 ERA in 23 appearances, six starts, over two stints...selected by Seattle on June 18 and made his ML debut on June 23 vs. Colorado, allowing two earned runs in 1.0 inning of relief...optioned to Tacoma June 24...released by Seattle Aug. 26 and signed by the Minnesota Twins as a minor league free agent Aug. 31...assigned to St. Paul, where he was 0-1 with one save and a 2.45 ERA in seven relief outings.

2020—Did not pitched as the minor league season was cancelled due to the pandemic...signed by Seattle as a minor league free agent Nov. 12

2019—Split the season with Triple-A Reno and Double-A New Hampshire, combining to go 3-6 with two saves and a 5.49 ERA in 34 appearances, four starts...began the year in the Arizona Diamondbacks organization, going 0-4 with a 9.50 ERA and 20 strikeouts in five games, four starts, with Reno...tossed a minor league career-high 5.0 innings in a start April 29 vs. Las Vegas...released by Arizona May 11 and signed by the Toronto Blue Jays as a minor league free agent on May 18...assigned to New Hampshire, going 3-2 with two saves and a 3.80 ERA in 29 relief outings.

2018—Spent the season with the St. Paul Saints of the Independent American Association, going 3-2 with a 3.21 ERA in five starts...following the season, made five starts for Águilas de Mexicali of the Mexican Pacific League, going 3-0 with a 1.26 ERA...signed by the Arizona Diamondbacks as a minor league free agent on Dec. 13.

2017—Went 2-3 with three saves and a 3.33 ERA in 34 relief appearances with St. Paul in the independent American Association.

2016—Combined with Single-A Bakersfield and Single-A Clinton to go 5-5 with six saves, a 3.88 ERA and a minor league career-high 74 strikeouts in 40 relief appearances...spent the majority of the season with Bakersfield, going 4-5 with three saves and a 4.30 ERA in 31 relief outings...also made nine relief appearances with Clinton, going 1-0 with three saves and a 2.13 ERA.

2015—Began the season on the disabled list recovering from Tommy John surgery...in seven relief outings with the AZL Mariners, went 0-1 with one save and a 3.60 ERA.

2014—Began his professional career with Short-Season Everett, going 1-1 with a 4.03 ERA in 12 relief appearances...was placed on the disabled list on Aug. 12 and underwent Tommy John surgery on his right elbow on Aug. 14.

PERSONAL/MISCELLANEOUS

Michael Vincent Nittoli...graduated from Pine-Richland High School in Pennsylvania...went 19-12 with a 3.54 ERA in 53 appearances, including 51 starts, in four seasons at Xavier University.

LIFETIME PITCHING RECORD

Year	Club	W	L	ERA	G	GS	CG	SHO	SV	IP	H	R	ER	HR	HB	BB	IBB	SO	WP	BK
2014	Everett	1	1	4.03	12	0	0	0	0	22.1	20	11	10	2	1	9	0	18	2	1
2015	AZL Mariners	0	1	3.60	7	0	0	0	1	10.0	8	4	4	1	0	2	0	7	0	0
2016	Clinton	1	0	2.13	9	0	0	0	3	12.2	10	6	3	1	0	4	0	11	7	1
	Bakersfield	4	5	4.30	31	0	0	0	3	52.1	46	31	25	7	3	19	0	63	5	0
2017	St. Paul (Ind.)	2	3	3.33	34	0	0	0	3	46.0	43	18	17	4	0	19	2	55	6	0
2018	St. Paul (Ind.)	3	2	3.21	5	5	0	0	0	28.0	25	10	10	4	3	6	0	38	0	0
2019	Reno	0	4	9.50	5	4	0	0	0	18.0	24	21	19	3	1	9	0	20	0	0
	New Hampshire	3	2	3.80	29	0	0	0	2	42.2	37	27	18	4	1	8	0	40	5	0
2020		(Minor League Season Cancelled — Did Not Pitch)																		
2021	Tacoma	3	3	5.61	23	6	0	0	0	33.2	36	22	21	7	3	7	1	41	5	1
	SEATTLE	0	0	18.00	1	0	0	0	0	1.0	1	2	2	1	0	2	0	1	0	0
	St. Paul	0	1	2.45	7	0	0	0	1	7.1	3	2	2	1	0	3	0	10	2	0
2022	Scranton/Wilkes-Barre	4	1	3.44	22	4	0	0	0	36.2	26	15	14	5	2	13	0	44	1	1
	Buffalo	0	0	2.79	10	0	0	0	2	9.2	6	3	3	0	1	1	0	15	0	0
	PHILADELPHIA	0	0	0.00	2	0	0	0	0	2.0	0	0	0	0	1	1	0	1	0	0
	Lehigh Valley	0	0	7.94	5	0	0	0	0	5.2	8	5	5	2	0	0	0	5	0	0
2023	Iowa	1	1	3.48	16	0	0	0	0	20.2	18	12	8	2	3	7	0	22	3	0
	Syracuse	0	1	5.73	19	2	0	0	1	22.0	22	15	14	9	0	13	1	25	0	0
	NEW YORK (NL)	0	0	2.45	3	0	0	0	0	3.2	4	1	1	0	1	0	0	3	0	1
Major League Totals		0	0	4.05	6	0	0	0	0	6.2	5	3	3	1	2	3	0	5	0	1
Minor League Totals		17	20	4.47	195	16	0	0	13	293.2	264	174	146	44	15	95	2	321	30	4
Independent Totals		5	5	3.28	39	5	0	0	3	74.0	68	28	27	8	3	25	2	93	6	0

CAREER TRANSACTIONS

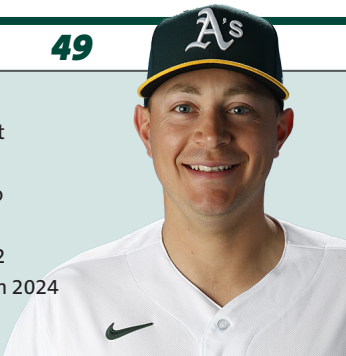
2014 — Selected by the Seattle Mariners organization in the 25th round of the First-Year Player Draft. **2017** — Released, April 14. **2018** — Signed by the Arizona Diamondbacks to a minor league contract, December 13. **2019** — Released, May 11; signed by the Toronto Blue Jays to a minor league contract May 18. **2020** — Elected free agency, November 1; signed by the Seattle Mariners to a minor league contract, November 12. **2021** — Released, August 26; signed by the Minnesota Twins to a minor league contract, August 31. Elected free agency, November 7; signed by the New York Yankees to a minor league contract, December 10. **2022** — Released, July 18; signed by the Toronto Blue Jays to a minor league contract, July 24. Traded to the Philadelphia Phillies for minor league catcher Karl Ellison, August 30. **2023** — Released, January 9; signed by the Chicago Cubs to a minor league contract, January 13. Traded to the New York Mets for cash considerations, June 1. Elected free agency, October 24; signed by the Oakland Athletics to a minor league contract, November 3.

WORLD BASEBALL CLASSIC PITCHING RECORD

Year	Club	W	L	ERA	G	GS	CG	SHO	SV	IP	H	R	ER	HR	HB	BB	IBB	SO	WP	BK
2023	Italy	0	0	5.40	3	0	0	0	0	3.1	5	2	2	0	0	0	0	7	0	1

NITTOLI'S CAREER BESTS

Low Hit Complete Game: None
 Innings Pitched: 2.0, August 19, 2023 at St. Louis
 Strikeouts: 2, August 19, 2023 at St. Louis
 Pitches: 37, August 19, 2023 at St. Louis
 Longest Winning Streak: None
 Longest Losing Streak: None
 Longest Scoreless Streak: 3.2, September 4, 2022 to June 25, 2023



INFIELDER

Height/Weight: 6-3 / 235

Bats/Throws: Left / Left

Birthdate: March 30, 1996

Opening Day Age: 27M

Birthplace/Resides: Waukegan, Illinois / Cincinnati, Ohio

Major League Service: 1 year

Obtained: Selected in the Rule 5 draft, December 7, 2022

Contract Status: First year of a one-year contract through 2024

[@ryannoda14](#) [Updated Stats](#)

CAREER HIGHLIGHTS

Was originally drafted by the Blue Jays in the 15th round in 2017, was traded to the Dodgers prior to the start of Spring Training in 2021 and was selected by the A's in the Rule 5 draft following the 2022 season...hit .229 with a .364 on-base percentage in 128 games in his Major League debut in 2023...is a .265 hitter with 96 home runs and 366 RBI in 559 games in six seasons in the minors...also had 416 walks and 58 hit by pitches to fuel a .409 on-base percentage...was named to the Florida State League Postseason All-Star Team in 2019...earned Appalachian Player of the Year honors in 2017 when he was also named to the AL Postseason All-Star Team, an MiLB.com Organizational All-Star and a *Baseball America* Rookie All-Star...also earned MiLB Organizational All-Star honors in 2022.

2023 HIGHLIGHTS

- With the exception of a one-month stay on the injured list with a fractured mandible, the Rule 5 selection from the Dodgers spent the entire season with the A's and batted .229 with 16 home runs and 54 RBI in 128 games in his Major League debut.
- Walked 77 times and was hit by a pitch 10 times to fuel a .364 on-base percentage.
- Led ML rookies in walks, ranked fifth in on-base percentage and ninth in hit by pitches...struck out 170 times, which was second most to the Dodgers Outman (181).
- His 170 strikeouts were second most in Oakland history by a rookie to Jose Canseco (175 in 1986)...his 77 walks were fourth most and the most since Ben Grieve had 85 in 1998...his .364 on-base percentage was sixth best among Oakland rookies with at least 250 plate appearances.
- Ranked 19th among all Major Leaguers in walks but tied for the 15th most strikeouts.
- Led the A's in runs (63) and walks...the runs were the fewest by an A's team-leader in a full season since Dave Revering led the 1979 A's with 63.
- Batted .236 (77-for-326) with a .774 OPS against right-handed pitchers, .200 (16-for-80) with a .753 OPS against left-handers.
- Hit .199 with a .703 OPS in Oakland, .257 with an .832 OPS on the road.
- Had a .229 batting average before the All-Star Break, .230 after the break...had a .381 on-base percentage before the break, .331 after the break.
- Batted .189 with runners in scoring position...was 3-for-6 (.500) with a grand slam, eight RBI and two walks with the bases loaded.
- Hit .129 with two strikes...had a .086 batting average and .454 on-base percentage with a 3-2 count.
- Had a .374 on-base percentage as a first baseman, which was fourth best in the majors among first basemen with 400 or more plate appearances.
- Started 106 games at first base and one each in right field and at designated hitter...also made two appearances in left field...committed seven errors in 119 games overall at first

OAKLAND A'S ROOKIE BESTS

WALKS

- 86 Wayne Cross, 1977
- 85 Ben Grieve, 1998
- 78 Mitchell Page, 1977
- 77 **Ryan Noda, 2023**
- 71 Mark McGwire, 1987

ON-BASE PERCENTAGE

- .405 Mitchell Page, 1977
- .386 Ben Grieve, 1998
- .377 Travis Buck, 2007
- .370 Mark McGwire, 1987
- .367 Troy Neel, 1993
- .364 Ryan Noda, 2023**
(min. 250 plate appearances)

base for a .991 fielding percentage...the fielding percentage was second lowest in the majors among first basemen and the errors tied for sixth most.

- Was 1-for-14 as a pinch hitter but walked four times, which tied for sixth most in the majors.
- Started games at every spot in the order except fourth and ninth...made a team-leading 55 tarts hitting second and also hit first 21 times and third 20 times.
- Averaged 4.22 pitches per plate appearance, which was 10th highest in the majors among players with at least 450 plate appearances.
- **DAY-BY-DAY:** Made his ML debut on Opening Day, March 30 against Los Angeles (AL)...pinch ran and remained in the game at first base without getting an at bat...it was also his 27th birthday and he became the second American League, Federal League or National League player since 1901 to make his ML debut on his birthday on Opening Day (Jesse Doyle for Detroit on April 14, 1925)...is the 40th player to make his ML debut on his birthday (last: Tyler Nevin on May 29, 2021), the second Athletic (Rene Lachemann, May 4, 1965 for the Kansas City A's)...is the third player in Oakland history to play on Opening Day on his birthday along with Matt Olson (March 29, 2019) and Ray Fosse (April 4, 1974)...four Philadelphia A's did it (Pete Suder, 1952; Eric McNair, 1932; Charlie Pick, 1916; Ossee Schrecongost, 1907)...made his first start on April 3 against Cleveland and singled in the second inning off Zach Plesac for his first big league hit...added a double the following inning for his first extra base hit and first multiple hit game...hit his first ML home run against the Guardians on April 5, an eighth inning solo shot off Nick Sandlin...it was also his first RBI...stole the first base of his career April 15 against New York (NL)...went 3-for-4 with a career-high four runs April 28 against Cincinnati...it was his first of three three-hit games (May 5 at Kansas City, Aug. 25 at Chicago-AL) and his first of 10 games where he reached base safely at least four times...over the last 21 years, the only Athletic with more such games in a season is Josh Donaldson (11 in 2014)...went 0-for-5 with four strikeouts the next day against the Reds, his first of three four-strikeout games (also July 15 vs. Minnesota and Sept. 17 vs. San Diego)...finished April with a .239 batting average and .400 on-base percentage in 25 games...then hit .224 with a .388 on-base percentage in 27 games in May...reached base safely five times on May 5 at Kansas City when he went 3-for-4 with two doubles, three RBI and two walks...tied the Athletics single-game record for hit by pitches the next day against the Royals with two...was batting .244 with a .429 on-base percentage over his first 35 games through May 10...then went 8-for-40 (.200) with a .298 on-base percentage over his next 14 games from May 11-27...hit his first career grand slam May 16 against Arizona, a game-tying shot in the seventh inning off Kyle Nelson...the four RBI are a career high...batted leadoff for the first time May 28 against Houston and had his first career lead off home run...that started a 17-game stretch where he hit .300 with a .455 on-base percentage...had a career-long 0-for-14 streak from June 24 to July 1...was batting .229 with 11 home runs, 38 RBI and a .375 on-base percentage in 90 games when he was placed on the 10-day injured list July 20 retroactive to July 19 with a fractured mandible...was assigned to Triple-A Las Vegas on a rehab assignment on Aug. 15 and went 4-for-10 (.400) with two doubles, two home runs, five RBI, eight walks and seven runs scored in four games before he was reinstated on Aug. 21...hit .229 with five home runs, 16 RBI and a .338 on-base percentage over his final 38 games...struck out at least once in each of his final 25 games beginning Sept. 4 to set an Athletics record for consecutive games with a strikeout by a non-pitcher...broke the previous mark of 24 held by Matt Chapman (July 24-Aug. 18, 2020)...had 44 strikeouts total during the streak...hit safely in a career-high seven consecutive games from Sept. 8-15 (8-for-26, .308)...then went 8-for-51 (.157) over his final 15 contests...struck out 45 times in September to tie the Athletics record for most strikeouts in any month (Jack Cust, July of 2008).

CAREER

2022—Spent the entire season at Oklahoma City and hit .259 with 25 home runs, 90 RBI, 20 stolen bases and an .869 OPS in 135 games in his Triple-A debut...led the Pacific Coast League in walks (92) and strikeouts (162), tied for the lead in games played, ranked third in on-base percentage (.395), fourth in RBI and hit by pitches (15), seventh in OPS, tied for seventh in home runs and at bats (464), ninth in runs scored (86) and 10th in total bases (220)...was one of five players in the PCL with at least 20 home runs and 20 stolen bases...it was his third season with 20 or more home runs and he reached double figures in steals for the third time...had minor league career highs in runs (86), hits (120), RBI, stolen bases, hit by pitches (15), games, at bats (464) and

strikeouts (162)...ranked second in the Dodgers farm system in walks and fifth in RBI and stolen bases and was named an Organizational All-Star by MiLB.com...hit .263 with an .872 OPS against right-handed pitchers, .246 with an .861 OPS against left-handers...batted .293 with 15 of his 25 home runs with runners on base, .227 with the bases empty...was 3-for-9 (.333) with a home run and 12 RBI with the bases loaded...went 22-for-35 (.629) with five home runs and 15 RBI when putting a 1-0 pitch in play...started 104 games at first base, 16 in left field, 10 at designated hitter and five in right field...led PCL first basemen in games, total chances (802), putouts (760), assists (37) and double plays (75) and tied for second in most errors (5)...had a .994 fielding percentage as a first baseman...also made one error as a left fielder...batted .306 as the DH...hit in every spot in the order except first, eighth and ninth...batted fifth 49 times and sixth 41 times...had a season-best 10-game hitting streak from April 7 to 19...went 17-for-37 (.459) with 11 runs, three doubles, four home runs, 12 RBI, seven walks and six multiple hit games during the streak...had his fifth career two-homer game April 10 against Albuquerque...also homered twice on June 24 vs. Round Rock and July 6 against Las Vegas...had a grand slam in the second game of a May 5 doubleheader against Albuquerque...batted .319 with nine walks (.439 on-base percentage) over a 14-game span from May 12 to 31...capped that stretch with his second career four-hit game May 31 at Round Rock (also April 18, 2019 vs. Lakeland)...hit .295 with 11 home runs and 34 RBI over a 38-game stretch from June 24 to Aug. 10...went 3-for-4 with a triple, two home runs and a career-high seven RBI July 6 against Las Vegas...his double on July 27 against Sugar Land was his 100th as a minor leaguer...reached base safely in 17 consecutive games from Aug. 9 to 27...went 16-for-52 (.308) during the streak but had 18 walks and was hit by a pitch five times for a .520 on-base percentage...had his first of three two-steal games Aug. 14 against Round Rock (also Aug. 19 at Sugar Land and Sept. 14 at Albuquerque)...was hit by a pitch in three consecutive games from Aug. 19-20 at Sugar Land...homered four times over a five-game stretch from Sept. 15-20.

2021—Was invited to Spring Training with the Blue Jays as a non-roster invitee to start the year before getting traded to the Dodgers on Feb. 25...spent 113 games with Double-A Tulsa, slashing .250/.383/.521 with a .904 OPS...hit 15 doubles, a career-high 29 home runs and 78 RBI...played in 47 games at first base, 44 in left field and two in right field...committed six errors for a .977 fielding percentage...hit .213 against left-handed pitchers and .262 against right-handers...batted .237 against starting pitchers, .263 against relievers...had an eight game hitting streak from Sept. 10-18, going 15-for-34 with three home runs and 11 RBI...went 3-for-10 (.300) with the bases loaded and hit .262 with runners in scoring position...totaled five RBI in two different games, both against Northwest Arkansas on July 25 and Aug. 17, going 5-for-8 with three runs and two homers during the contests...notched two multi-homer games, occurring on May 18 vs. Wichita and May 26 at Arkansas, just eight days apart.

2020—Did not play as the minor league season was cancelled due to the pandemic.

2019—Spent the year with High-A Dunedin, averaging .238 over 117 contests with 27 doubles, 74 RBI, and 14 stolen bases, matching his 2018 total in snagged bags...totaled a .372 on-base percentage and .418 slugging percentage, with his at-home slashline standing at .257/.394/.480...committed just five errors all season long in 469 total chances, playing games at first base (49), left field (30) and right field (23)...earned a spot on the Florida State League Post-Season All-Star team...April was his offensively best month, averaging .293 with 13 runs and six doubles...hit .278 against relievers...tallied 19 multi-hit games...had five RBI on May 15 vs. Jupiter, hitting a grand slam...stole two bases in games on April 4 vs. Clearwater (season opener) and Aug. 9 at Bradenton.

2018—Played the entire season with Lancaster, appearing in 124 games and batting .256/.421/.484 with a .905 OPS...continued his success at the plate, scoring 78 runs and tallying 24 doubles, four triples, 20 home runs, and 80 RBI...was versatile in the field, appearing at first base for 60 games and playing every outfield position: left field (28 games), center field (4) and right field (26)...earned two Midwest League Player of the Week distinctions, both occurring in June...racked up 16 home runs and 61 RBI during night games compared to four home runs and 19 RBI during day games...had his most productive offensive month in June, batting .350/.419/.763 with a 1.182 OPS for nine home runs and 27 RBI...was 1-for-7 (.143) with a RBI in two postseason games.

2017—Made his professional debut with Rookie-Level Bluefield Blue Jays...slashed .364/.507/.575 with a 1.082 OPS in 66 games, totaling 18 doubles, three triples, seven home runs, and 39 RBI...played multiple positions throughout the year: first base (49), left field (1), center field (1), and right field (10)...committed just five errors on 455 total chances...racked up the accolades in 2017, including being named Appalachian League Player of the Week on July 9, Appalachian League Player of the Month in July, Appalachian League Player of the Year, Appalachian League Postseason All-Star, *Baseball America* Rookie All-Star and MiLB.com Organization All-Star...had his best month in July, posting a .444/.580/.689 slashline with nine doubles and 15 RBI...was even keeled against both lefties and righties, posting a .310/.508/.429 slashline and .378/.507/.610 slashline respectively...was also productive with runners in scoring position, averaging .345 across 41 games...went 0-for-11 in three postseason games.

PERSONAL/MISCELLANEOUS

Ryan Anthony Noda...is married, Grace...went to high school at Grant Community in his hometown of Fox Lake, Ill...named All-Conference, All-Area and All-State in 2014...attended the University of Cincinnati and kept an .800 OPS while recording 22 home runs and 96 RBI in 167 games...missed only one game over three seasons.

LIFETIME PLAYING RECORD

Year	Club	AVG.	G	AB	R	H	2B	3B	HR	RBI	SH	SF	HP	BB	SO	SB	CS	OBP	SLG	E
2017	Bluefield	.364	66	214	62	78	18	3	7	39	0	0	3	59	60	7	4	.507	.575	5
2018	Lansing	.256	124	403	78	103	24	4	20	80	0	5	10	109	135	14	4	.421	.484	7
2019	Dunedin	.238	117	378	62	90	27	1	13	74	1	6	10	74	138	14	2	.372	.418	5
2020		(Minor League Season Cancelled — Did Not Play)																		
2021	Tulsa	.250	113	384	73	96	15	1	29	78	0	5	12	74	127	3	1	.383	.521	6
2022	Oklahoma City	.259	135	464	86	120	23	1	25	90	0	3	15	92	162	20	4	.395	.474	6
2023	OAKLAND	.229	128	406	63	93	22	1	16	54	0	2	10	77	170	3	1	.364	.406	7
	Las Vegas	.400	4	10	7	4	2	0	2	5	0	0	0	8	3	0	0	.667	1.200	0
	Major League Totals	.229	128	406	63	93	22	1	16	54	0	2	10	77	170	3	1	.364	.406	7
	Minor League Totals	.265	559	1853	368	491	109	10	96	366	1	19	50	416	625	58	15	.409	.490	29

CAREER TRANSACTIONS

2017 — Signed by the Toronto Blue Jays in the 15th round of the First-Year Player Draft. **2021** — Traded to the Los Angeles Dodgers as a player to be named later in a August 31, 2020 trade in which the Dodgers traded pitcher Ross Stripling to Toronto for two players to be named later (also minor league pitcher Kendall Williams on September 2, 2020), February 25. **2022** — Selected by the Oakland Athletics in the Rule 5 draft, December 7. **2023** — On the injured list, July 19 to August 20; included rehabilitation assignment to Las Vegas, August 15 to 20.

NODA'S CAREER BESTS

Hits: 3 (three times), last: August 25, 2023 at Chicago (AL)
Home Runs: 1 (16 times), last: September 28, 2023 at Minnesota
Runs Batted In: 4, May 16, 2023 vs. Arizona
Stolen Bases: 1 (three times), last: August 24, 2023 at Chicago (AL)
Hitting Streak: 7, September 8 to 15, 2023
Hitless Streak (At Bats): 14, June 24 to July 1, 2023
Game Ending RBI: None
Grand Slams: 1, May 16, 2023 vs. Arizona (Kyle Nelson)
Pinch-Hit Home Runs: None
Inside-The-Park Home Runs: None
Lead Off Home Runs: 1, May 28, 2023 vs. Houston (Cristian Javier)



LEFT-HANDED PITCHER

Height/Weight: 6-5 / 210

Bats/Throws: Left / Left

Birthdate: March 14, 2000

Opening Day Age: 24

Birthplace/Resides: Adelaide, Australia / Adelaide, Australia

Major League Service: None

Obtained: Signed to a minor league contract, November 13, 2023

Contract Status: First year of a one-year contract through 2024

[Updated Stats](#)

NON-ROSTER INVITEE

CAREER HIGHLIGHTS

The native of Australia was signed by Detroit at the age of 16 on July 16, 2016...spent two seasons in the Australian Winter League before coming to the United States in 2018...is 15-18 with a 3.59 ERA in 88 games, including 58 starts, in five seasons in the Detroit farm system...has allowed just 17 home runs in 318.0 career innings, an average of 0.48 per nine innings...pitched for Australia in the World Baseball Classic in 2023...has pitched four seasons in the Australian Baseball League.

2023 HIGHLIGHTS

- Spent the first two months of the season at High-A West Michigan and went 3-3 with a 2.17 ERA in nine starts before he was promoted to Triple-A Toledo on June 2...finished the season with the MudHens and was 3-7 with a 4.78 ERA in 18 games, including 16 starts...combined with both clubs for a 6-10 record, a 3.99 ERA and .738 opponents OPS in 27 games, including 25 starts.
- Had career highs in wins, strikeouts (118), games started, innings pitched (124.0), losses, hits (129), runs (58), walks (37), hit batters (5), home runs (9) and wild pitches (6)...matched his high in games pitched.
- Yielded nine home runs in 124.0 innings after allowing eight home runs in 194.0 innings over his first four seasons.
- Ranked second in the Tigers farm system in innings pitched, tied for third in games started and fifth in strikeouts (118).
- Allowed a .269 opponents batting average, which broke down to .267 (32-for-120) with a .734 OPS against left-handed hitters compared to .269 (97-for-360) against right-handers...surrendered eight of his nine home runs to righties.
- As a starter, he had a .274 opponents batting average the first time through the order, .236 the second time and .352 after that.
- Combined for a 4-4 record and a 3.16 ERA in 13 games at his home ballparks...was 2-6 with a 4.84 ERA in 14 games on the road.
- Held the opponents five hitter in the order to a .190 batting average and no walks but yielded a combined .365 average to the first three hitters in the batting order.
- Tossed five innings or fewer in 25 of his 27 appearances...logged 4.0 innings in each of his two relief appearances.
- Pitched for Australia in the World Baseball Classic during the spring and had no decisions and a 1.93 ERA in two starts (4.2 ip, 1 h, 1 r, 1 er, 3 so).
- Returned to Adelaide of the Australian Baseball League for the fourth time following the season and had no decisions and a 5.40 ERA in two starts.
- **DAY-BY-DAY:** Began the season at West Michigan and went 0-3 with a 4.67 ERA over his first five starts through May 3...walked a season-high four batters in 4.0 scoreless innings on April 22 against Dayton...had a season-best three-game winning streak over his final four starts with West Michigan from May 9-27...did not allow a run over that span for a 20.0-inning scoreless streak...did not walk a batter in 5.0 scoreless innings on May 14 against Lansing, his first of two starts without a walk (also July 26 at St. Paul)...was 3-1 with a 1.14 ERA in five starts in May...allowed a .198 opponents batting average and struck out 25 while walking just four in 24.1 innings...was promoted to Toledo on June 2 and took the loss in his Triple-A debut

that day at Indianapolis (4.1 ip, 6 h, 4 r, 4 er, 3 bb, 5 so)...surrendered his first home run of the season after allowing none in 37.1 innings with West Michigan...allowed a career-high nine hits in a season-high 6.0 innings on June 24 against St. Paul...yielded a career-high tying six runs in 4.2 innings in a 10-4 loss to Louisville on July 7...that began a season-high four-game losing streak that spanned six games through Aug. 15...had a 6.75 ERA during the streak...surrendered four home runs in 5.0 innings on July 19 against Lehigh Valley...it is the only time in his career he has allowed more than one home run in a game...finished July with an 0-2 record and a 7.97 ERA in four starts...struck out a season-high eight batters in 5.0 innings in back-to-back starts on Aug. 1 at Iowa and Aug. 8 against Columbus...picked up the win in consecutive starts on Aug. 20 against Omaha and Aug. 27 at Louisville, allowing a run on four hits in 10.0 innings...went 2-1 with a 2.35 ERA over a five-start stretch from Aug. 20-Sept. 13.

CAREER

2022—Spent the entire season at High-A West Michigan where he was 2-1 with a 4.01 ERA and .660 opponents OPS in a career-high 27 appearances, including six starts...held the opposition to a .229 batting average but walked 27 batters in 51.2 innings and hit seven for a .341 on-base percentage...his opponents batting average broke down to .186 with a .625 OPS against left-handed hitters compared to .248 with a .675 OPS against right-handers...surrendered three of his four home runs to lefties...yielded a .167 batting average with the bases empty, .286 with all four of his home runs with runners on...allowed 3-of-12 (25.0%) inherited runners to score but first batters faced were 7-for-19 (.368) with two walks...was 2-1 with a 2.63 ERA in 13 games at home, 0-0 with a 5.20 ERA in 14 games on the road...had a 2.29 ERA and .519 opponents OPS in eight day games, a 5.06 ERA and .733 OPS in 19 night games...held the opposition to a .127 batting average with two strikes...the opponents clean-up hitter was 2-for-25 (.080) against him...did not allow a run in the seventh (6.0 ip) or eighth (2.0 ip) innings...tossed at least one inning in 18 of his 21 relief appearances...had six outings of three innings or more, including one relief appearance of 3.0 innings...had no decisions and a 3.27 ERA in seven starts for Adelaide of the Australian Baseball League following the season...tossed a season-high 4.0 scoreless innings in a start on April 16 against Lansing (also logged 4.0 innings on May 8 at Lansing and Aug. 12 at Beloit)...did not allow an earned run in eight of his nine appearances from May 8-June 7...had a 1.20 ERA and .193 opponents batting average over that span...compiled a 1.80 ERA and .193 opponents batting average in eight games in May...did not allow a run over a six-game stretch from June 24-July 17 (7.2 ip, 2 h, 4 bb, 2 so)...made four of his six starts in his final four outings of the season beginning July 24 (7.50 ERA)...struck out a season-high six batters in 4.0 innings and logged a season-high 67 pitches in his final start on Aug. 12 at Beloit...was placed on the injured list Aug. 17 with left shoulder impingement syndrome and missed the remainder of the season.

2021—Pitched for three different teams in the Detroit farm system and combined for a 5-2 record and a career-low 2.64 ERA in 14 starts with the Tigers affiliate in the Florida Complex League, Single-A Lakeland and High-A West Michigan...surrendered just two home runs in 61.1 innings...allowed a .241 opponents batting average, which broke down to .225 against right-handed hitters and .310 against left-handers...opponents hit .212 with runners in scoring position...tossed five innings or fewer in 11 of his 14 starts...began the season on the injured list a left ulnar collateral ligament injury...made one start with the FCL Tigers-East on a rehab assignment on June 28 against the Yankees and took the loss (4.0 ip, 3 h, 1 r, 1 er, 2 bb, 5 so)...was reinstated from the IL on June 29 and was assigned to Single-A Lakeland where he went 3-0 with a 2.19 ERA in eight starts...had the only complete game of his career in the first game of a July 14 doubleheader at Tampa, a two-hitter in a 3-1 win...tossed a career-high 7.0 innings, walked one and struck out five...was named Single-A Southeast League Pitcher of the Week July 18 for his efforts...combined on a seven-hit shutout in a 5-0 win over Daytona on Aug. 7...tossed 6.0 innings, allowed three of the hits and struck out a career-high nine...was transferred to West Michigan on Aug. 16 and went 2-1 with a 3.54 ERA in five starts with the Whitecaps.

2020—Did not pitch as the minor league season was cancelled due to the pandemic.

2019—Returned to Short-Season Connecticut for the second consecutive season and went 2-4 with a 3.13 ERA in 13 games, including 12 starts...surrendered just one home run in 60.1 innings...the home run came in his first start and he finished the season with a 12-game 56.1-in-

ning homerless streak...had a .254 opponents batting average, which broke down to .238 with a .616 OPS against right-handed hitters and .333 with a .845 OPS against left-handers...was 2-2 with a 2.21 ERA in eight games on the road, 0-2 with a 4.56 ERA in five starts at home...recorded his first win in his second start on June 25 at Vermont (5.0 ip, 3 h, 1 r, 1 er, 1 bb, 4 so)...made his only relief appearance on July 2 at Aberdeen (4.2 ip, 6 h, 2 r, 2 er, 1 bb, 3 so)...was named New York-Penn League Pitcher of the Week July 28 after going 1-0 with a 0.90 ERA in two starts (10.0 ip, 6 h, 1 r, 1 er, 8 bb, 6 so)...was 0-2 with a 2.74 ERA in five starts in August.

2018—Pitched for Short-Season Connecticut in his first season in the United States and was 0-1 with a save and a 4.35 ERA in seven games, including one start...yielded just one home run in 20.2 innings...allowed a .211 opponents batting average, which broke down to .205 with a .616 OPS against right-handed hitters and .222 with a .604 OPS against left-handers...started in his debut on June 19 at Vermont and tossed 4.0 scoreless and hitless innings (0 bb, 5 so)...pitched in relief in each of his final six appearances...was credited with his first save July 5 against Lowell (4.0 ip, 2 h, 1 bb, 6 so).

PERSONAL/MISCELLANEOUS

Jack Te Haki O'Loughlin...was originally signed by Tigers Scouts Kevin Hooker and Glenn Williams...the native of Australia has pitched four seasons with Adelaide in Australian Baseball League and is 5-4 with a 4.22 ERA in 25 games, including 20 starts...was signed by the Tigers as a non-drafted free agent on July 16, 2016, and spent two seasons with Adelaide before reporting to the United States for the 2018 season.

LIFETIME PITCHING RECORD

Year	Club	W	L	ERA	G	GS	CG	SHO	SV	IP	H	R	ER	HR	HB	BB	IBB	SO	WP	BK
2018	Connecticut	0	1	4.35	7	1	0	0	1	20.2	15	12	10	1	3	12	0	25	0	1
2019	Connecticut	2	4	3.13	13	12	0	0	0	60.1	57	24	21	1	4	24	0	49	2	0
2020	(Minor League Season Cancelled — Did Not Pitch)																			
2021	FCL Tigers-East	0	1	2.25	1	1	0	0	0	4.0	3	1	1	0	0	2	0	4	0	0
	Lakeland	3	0	2.19	8	8	1	0	0	37.0	32	9	9	2	2	10	0	39	2	0
	West Michigan	2	1	3.54	5	5	0	0	0	20.1	18	11	8	0	2	11	0	9	1	0
2022	West Michigan	2	1	4.01	27	6	0	0	0	51.2	43	29	23	4	7	27	0	50	3	0
2023	West Michigan	3	3	2.17	9	9	0	0	0	37.1	36	10	9	0	3	15	0	39	3	0
	Toledo	3	7	4.78	18	16	0	0	0	86.2	93	48	46	9	5	37	0	79	3	1
Minor League Totals		15	18	3.59	88	58	1	0	1	318.0	297	144	127	17	26	138	0	294	14	2

CAREER TRANSACTIONS

2016 — Signed by the Detroit Tigers organization as a non-drafted free agent, July 16. **2023** — Elected free agency, November 6; signed by the Oakland Athletics to a minor league contract, November 13.

WORLD BASEBALL CLASSIC PITCHING RECORD

Year	Club	W	L	ERA	G	GS	CG	SHO	SV	IP	H	R	ER	HR	HB	BB	IBB	SO	WP	BK
2023	Australia	0	0	1.93	2	2	0	0	0	4.2	1	1	1	0	0	0	0	3	0	0

RIGHT-HANDED PITCHER

Height/Weight: 6-4 / 218

Bats/Throws: Right / Right

Birthdate: July 3, 1997

Opening Day Age: 26

Birthplace/Resides: Villa La Mata, Dominican Republic / Villa La Mata, Dominican Republic

Major League Service: None

Obtained: Signed to a minor league contract, December 9, 2023

Contract Status: First year of a one-year contract through 2024

 [Updated Stats](#)

NON-ROSTER INVITEE

CAREER HIGHLIGHTS

Was originally signed by New York (NL) as a non-drafted free agent on July 2, 2016 and spent seven years in the Mets organization before signing a minor league deal with Arizona following the 2022 season...is 18-15 with 10 saves and a 5.03 ERA in 142 games, including 26 starts, in six professional seasons...missed the entire 2017 season following Tommy John surgery, and the 2020 season due to the pandemic...has 301 strikeouts in 241.2 innings (11.21 per nine innings) but has also walked 168 (6.26 per nine innings)...made 30 appearances, including 26 starts, over his first three seasons but has pitched exclusively in relief (112 games) over the last three years.

2023 HIGHLIGHTS

- Spent most of his first season in the Arizona organization at Double-A Amarillo where he was 4-2 with a save and a 5.45 ERA in 28 relief appearances...also had a three-and-one-half week stint at Triple-A Reno and was 1-0 with an 11.25 ERA in four relief appearances with the Aces...combined to go 5-2 with a 6.08 ERA and .729 opponents OPS in 32 relief appearances overall.
- The wins were a career high.
- Struck out 61 batters in 37.0 innings, an average of 14.84 per nine innings.
- Held the opposition to a .229 batting average but issued 28 walks (6.81 per nine innings) and hit four batters for a .372 on-base percentage.
- His opponents batting average broke down to .222 (12-for-54) with a .771 OPS against left-handed hitters compared to .233 (20-for-86) with a .703 OPS against right-handers.
- Allowed a .260 opponents batting average and all three of his home runs with the bases empty, .194 with runners on...yielded a .157 average with runners in scoring position.
- Was 1-for-6 (16.7%) in save opportunities...allowed 4-of-10 (40.0%) inherited runners to score...first batters faced were 7-for-28 (.250) with four walks.
- Held opponents to a .133 batting average with two strikes.
- DAY-BY-DAY:** Began the season at Amarillo and allowed a season-high three hits while tossing a season-high 45 pitches in 1.2 innings in his second appearance on April 13 against Corpus Christi...it was his first of five games with three hits...was 1-0 with a 3.60 ERA in four relief appearances when he was placed on the injured list April 22 with a strained right forearm...was reinstated on May 13 and had a 4.50 ERA and .865 opponents OPS in seven relief appearances overall when he was promoted to Reno on May 26...tossed a season-high 2.0 scoreless innings May 28 at El Paso...it was his first of seven outings of 2.0 innings...issued a season-high four walks in 0.2 innings against Tacoma on June 6...had an 11.25 ERA and .857 opponents OPS in four games at Triple-A before he was sent back to Amarillo on June 19...went 3-1 with a 5.76 ERA and .661 opponents OPS over his final 21 games with the Sod Poodles...did not allow a run in four of his first five appearances (3.18 ERA, .118 opponents batting average)...yielded a season-high five runs without retiring a batter on July 25 at Midland and took the loss...compiled a 12.86 ERA in six games in July...struck out a season-high four batters in 2.0 innings and picked up the win on Aug. 10 at Tulsa...was credited with his only save of the season on Aug. 25 at San Antonio (2.0 ip, 3 so)...that began a season-ending stretch where he did not allow a run over his final five appearances (5.0 ip, 3 h, 1 bb, 10 so).

CAREER

2022—Combined to go 4-2 with a career-high eight saves and a 4.84 ERA in a career-high 45 games between Double-A Binghamton and Triple-A Syracuse...was promoted to Syracuse on June 1 after 14 appearances with Binghamton (0-1, 6 saves, 1.80 ERA)...in 31 games with Syracuse, went 4-1 with two saves and a 6.37 ERA ...ranked as the Mets No. 30 in-season prospect by *Baseball America*...six of his final seven games of the season were scoreless (1.29 ERA)...tossed 0.1 hitless inning in his lone Spring Training appearance...pitched for Licey in the Dominican Winter League following the season.

2021—Was converted to a reliever and went 3-1 with one save and a 5.13 ERA in 35 games with High-A Brooklyn...was ranked as the the Mets' No. 24 prospect by *Baseball America*.

2020—Did not pitch as the minor league season was cancelled due to the pandemic.

2019—Combined to go 4-3 with a 3.14 ERA and a career-high 70 strikeouts in a career-high 63.0 innings over 14 starts between Rookie Kingsport and Short-Season Brooklyn...struck out a career-high eight batters three times: June 18 at Greeneville, July 4 at Elizabethton and July 15 at Greeneville...logged a career-high 7.0 innings July 20 at Bristol.

2018—Pitched for the Mets affiliate in the Gulf Coast League and was 1-6 with a 7.64 ERA in 11 games, including seven starts...yielded just two home runs in 35.1 innings but walked 24 for an average of 6.11 walks per nine innings.

2017—Missed the entire season after undergoing “Tommy John” surgery on his right elbow on Dec. 6, 2016...the surgery was performed by Dr. Altcheck.

2016—Made his professional debut with the Mets1 team in the Dominican Summer League and went 1-1 with a 4.65 ERA in five starts...did not allow a home run in 21.1 innings.

PERSONAL/MISCELLANEOUS

Michel Otañez...was originally signed by Mets scout Marciano Álvarez.

LIFETIME PITCHING RECORD

Year	Club	W	L	ERA	G	GS	CG	SHO	SV	IP	H	R	ER	HR	HB	BB	IBB	SO	WP	BK
2016	DSL Mets1	1	1	4.64	5	5	0	0	0	21.1	23	11	11	0	2	6	0	21	4	0
2017										(Injured — Did Not Pitch)										
2018	GCL Mets	1	6	7.64	11	7	0	0	0	35.1	42	39	30	2	7	24	0	33	4	1
2019	Kingsport	2	2	3.31	7	7	0	0	0	32.2	26	14	12	1	2	11	0	44	5	0
	Brooklyn	2	1	2.97	7	7	0	0	0	30.1	26	12	10	2	1	17	0	26	2	0
2020										(Minor League Season Cancelled — Did Not Pitch)										
2021	Brooklyn	3	1	5.13	35	0	0	0	1	40.1	30	24	23	3	3	41	0	58	15	1
2022	Binghamton	0	1	1.80	14	0	0	0	6	15.0	12	4	3	0	1	6	1	20	0	0
	Syracuse	4	1	6.37	31	0	0	0	2	29.2	28	25	21	4	2	35	1	38	4	1
2023	Amarillo	4	2	5.45	28	0	0	0	1	33.0	30	21	20	2	4	21	0	55	9	3
	Reno	1	0	11.25	4	0	0	0	0	4.0	2	5	5	1	0	7	0	6	0	0
	Minor League Totals	18	15	5.03	142	26	0	0	10	241.2	219	155	135	15	22	168	2	301	43	6

CAREER TRANSACTIONS

2016 — Signed by the New York Mets organization as a non-drafted free agent, July 2. **2022** — Elected free agency, November 10; signed by the Arizona Diamondbacks to a minor league contract, November 14. **2023** — Elected free agency, November 6; signed by the Oakland Athletics to a minor league contract, December 9.

OUTFIELDER**Height/Weight:** 6-0 / 170**Bats/Throws:** Left / Right**Birthdate:** April 7, 1996**Opening Day Age:** 27**Birthplace/Resides:** Seoul, South Korea / Seoul, South Korea**Major League Service:** 139 days**Obtained:** Signed to a minor league contract, November 22, 2023**Contract Status:** First year of a one-year contract through 2024[Updated Stats](#)**NON-ROSTER INVITEE****CAREER HIGHLIGHTS**

Is a .201 hitter with five home runs and 20 RBI in 68 games in two seasons in the majors with New York-AL (2021) and Pittsburgh (2021-22)...played all but one of those games with the Pirates...is a .251 hitter with 50 home runs and 292 RBI in 754 games in eight seasons in the minors...was originally signed by the Yankees as a non-drafted free agent on July 2...was dealt to the Pirates prior to the 2021 trading deadline and was traded twice following the 2022 season, going first to the Red Sox and then the Braves.

2023 HIGHLIGHTS

- Spent the entire season at Triple-A Gwinnett in the Atlanta farm system and hit .262 with six home runs and a career-high 42 RBI in 101 games...added 60 walks for a .385 on-base percentage.
- Was successful in 16-of-18 (88.9%) stolen base attempts and has reached double figures in steals in all eight of his minor league seasons.
- Ranked 10th in the Braves farm system in walks.
- Batted .279 (65-for-233) with all six of his home runs, 35 of his 42 RBI and an .810 OPS against right-handed pitchers compared to .214 (18-for-84) with a .636 OPS against left-handers.
- Hit .305 at home, .223 on the road.
- Started 52 games in right field, 27 at designated hitter, eight at third base and seven at second base...did not commit an error in 53 games in the outfield and had four outfield assists...made one error each at second base and third base.
- Was 0-for-3 with a walk as a pinch hitter.
- Made starts in every spot in the batting order except third and made his most start in the seven spot (33).
- DAY-BY-DAY:** Was 9-for-29 (.310) with six walks over his first 10 games through April 16 for a .429 on-base percentage...then went 2-for-26 (.077) over his next 10 games from April 18-May 6...however, walked 10 times for a .313 on-base percentage...had five RBI over his first 20 games and then drove in a season-high four runs May 7 against Charlotte...that began an eight-game stretch through May 19 where he was 13-for-27 (.481) with eight runs, four doubles, two home runs, eight RBI and five walks...went 3-for-5 on May 16 at Memphis, his first of four three-hit games...batted .195 over a 25-game span from May 20 to July 5...then had a season-high eight-game hitting streak from July 9-25...went 16-for-28 (.571) with two doubles, two home runs and nine RBI during the streak...scored a career-high tying three runs July 19 against Norfolk...batted .375 with two home runs and 10 RBI in 15 games in July...went 2-for-24 (.083) over a seven-game stretch from Aug. 12-23...had his 100th career minor league double on Aug. 22 against Nashville...hit .351 (13-for-37) with 10 walks and a hit by pitch (.500 on-base percentage) over a 12-game span from Aug. 24-Sept. 8...drew a career-high tying four walks Aug. 31 at Memphis...stole two bases Sept. 6 against Worcester...finished the season by going 3-for-28 (.107) over his final 10 games beginning Sept. 9.

CAREER

2022—Spent most the season at Triple-A Indianapolis but also batted .216 with two home runs and six RBI in 23 games over four stints with Pittsburgh...had a .233 batting average and .635 OPS against right-handed pitchers with the Pirates, compared to .125 with a .722 OPS against

left-handers...batted .182 with the bases empty, .278 with runners on...hit .300 with runners in scoring position...batted .267 on the road, .143 at home...hit .308 in nine day games, .184 in 14 night games...started eight games at second base, four at third base, three at shortstop and two in right field...had one error each at second base, third base and right field...was 1-for-2 as a pinch hitter...made 16 of his 17 starts hitting ninth in the order (started in the seven spot once)...hit .225 with 10 home runs and 37 RBI in 89 games with Indianapolis...added 52 walks for a .332 on-base percentage...was a perfect 14-for-14 in stolen base attempts...hit .256 with a .779 OPS against left-handed pitchers, .214 with a .654 OPS against right-handers...started games at six different positions including 34 at third base, 22 at second base, 14 at shortstop, seven in right field, five at designated hitter and three in left field...committed 12 errors, including eight as a third baseman where he had a .914 fielding percentage...made starts at every spot in the order except fourth and fifth...saw his most action with 34 starts in the leadoff spot...was on the Pirates Opening Day roster and was 3-for-14 (.214) in five games when he was optioned to Indianapolis on April 21...went 9-for-27 (.333) with nine walks (.500 on-base percentage) over an eight-game stretch from May 5-15...had his first of two two-steal games on May 11 at Charlotte (also Sept. 20 vs. St. Paul)...was batting .229 with a home run and seven RBI in 26 games with Indianapolis when he was recalled by Pittsburgh May 29...pinch ran that day at San Diego and was optioned back to Triple-A the next day...went 9-for-29 (.310) with a home run and six RBI in nine games before he was recalled by Pittsburgh for a third stint on June 13...was 8-for-36 (.222) with two home runs and four RBI in 23 games when he was optioned to Indianapolis on July 4...batted .326 with three home runs and 11 RBI over a 12-game stretch from Aug. 3-17...hit five of his 10 minor league home runs and stole seven of his 14 bases in 23 games in the month of August...had a season-high four RBI Sept. 4 at Louisville...was recalled by Pittsburgh on Sept. 7, went 0-for-1 that day against the Mets and was sent back to Indianapolis on Sept. 11.

2021—Began the season with Double-A Somerset and was promoted to Scranton-Wilkes Barre on May 17...made his Triple-A debut on May 18 at Rochester and went 3-for-5 with a double and two RBI...had a season-high four hits on June 15 vs. Syracuse...hit .372 and produced a 1.186 OPS in his first 23 games with Scranton through June 17...had his second four-hit game on June 27 at Lehigh Valley...hit .349 with six homers, 19 RBI and a 1.124 OPS in 22 games during the month of June...was selected by New York on July 16...grounded out as a pinch hitter in his Major League debut that day against Boston and played the final two innings in right field...was outrighted back to Scranton on July 21...ranked first among all Triple-A East League players in batting (.327), on-base percentage (.475), OPS (1.042) and walks (46) when he was acquired by the Pirates in a three-player trade on July 26...hit .307 with 10 doubles, one triple, 11 home runs, 32 RBI and a .981 OPS in 58 combined games between Somerset and Scranton...made his Pirates debut as a starter at shortstop on Aug. 1 vs. Philadelphia and doubled off Kyle Gibson for his first big league hit...collected his first big league RBI with a three-run double on Aug. 3 at Milwaukee...had an extra-base hit in each of his first three games – the fifth Pittsburgh player to do so (three games for Brian Giles in 1999, Jack Wilson in 2001 and Cole Tucker in 2019 and four games for Mack Hillis in 1928)...hit safely in each of his first six games with the Pirates (8-for-21, .364) thru Aug. 7...connected off St. Louis' J.A. Happ for first Major League home run on Aug. 10 at PNC Park...had a career-high three hits on Aug. 14 vs. Milwaukee (Game 1)...was optioned to Indianapolis on Aug. 23 and recalled on Aug. 31...made 12 starts at second base, eight at third base, eight at shortstop, three in left field, two in center field and one in right field while playing with the Pirates.

2020—Did not play as the minor league season was cancelled due to the pandemic.

2019—Spent entire season with Trenton...was named to the Eastern League Midseason All-Star team...ranked fifth among EL leaders in on-base percentage (min: 400 PA), tied for eighth in walks and ranked ninth in runs scored...homered on Opening Day on April 9 at Akron...batted .327 in April and .308 in May, highlighted by a 4-for-4 effort on May 3 at Harrisburg...went 10-for-14 over a four-game stretch from July 21-25, which included another four-hit game on July 25 at Erie...made 77 appearances (76 starts) at second base and 30 appearances (29 starts) at shortstop.

2018—Spent entire season with Tampa (Yankees' High-A)...led the Florida State League in on-base percentage...made 53 appearances (52 starts) at shortstop and 45 appearances (44 starts) at second base...hit .313 in 20 games during the month of July.

2017—Hit .251 with 12 doubles, six triples, seven homers, 39 RBI and 25 stolen bases in 110 combined games between Charleston and Tampa...was selected to the South Atlantic League's Midseason All-Star team...hit .321 with 13 RBI in 20 games during the month of April...had four straight multi-hit game to begin the month of May (9-for-16) and was hitting .362 following the action of May 7...was promoted to Tampa after playing his final game with Charleston on July 31...made 62 starts at shortstop and 45 starts at second base between the two teams.

2016—Spent the entire season with Charleston and led the South Atlantic League in triples...also ranked third in walks...swiped 29 bases in 35 attempts...set minor league career highs in games played...reached base safely in 23 consecutive games from April 11 thru May 10, the ninth-longest on-base streak in the league...made 72 starts at shortstop and 32 at second base.

2015—Began his professional career with Short-Season Pulaski, where he made all 54 defensive appearances at shortstop...ranked second in the Appalachian League in runs scored and tied for fourth in walks...hit safely in 42 of his 56 games and reached base safely in 50 of the 56...earned Player-of-the-Week honors for the week of Aug. 10-16 after hitting .400 with seven runs, two triples, two homers and seven RBI in six games...was ranked by *Baseball America* as the No. 12 prospect in the league following the season.

PERSONAL/MISCELLANEOUS

Hoy Jun Park...was originally signed by the Yankees as a non-drafted free agent on July 2, 2014...was ranked by MLB.com as the No. 13 prospect for the 2014 international signing period.

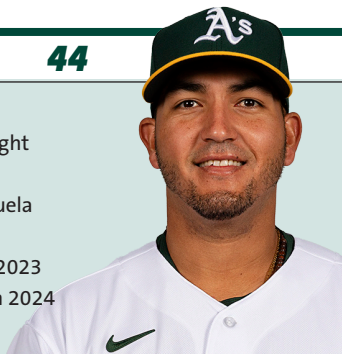
LIFETIME PLAYING RECORD																				
Year	Club	AVG.	G	AB	R	H	2B	3B	HR	RBI	SH	SF	HP	BB	SO	CS	OBP	SLG	E	
2015	Pulaski	.239	56	222	48	53	11	3	5	30	0	1	5	34	50	12	7	.351	.383	14
2016	Charleston	.225	116	435	60	98	15	12	2	34	5	3	7	67	120	32	3	.336	.329	25
2017	Charleston	.262	86	324	53	85	6	5	6	34	1	0	9	39	63	18	7	.358	.367	19
	Tampa	.213	24	94	20	20	6	1	1	5	0	0	1	13	14	7	0	.315	.330	2
2018	Tampa	.258	103	341	46	88	9	2	6	34	5	2	5	68	69	18	5	.387	.349	17
2019	Trenton	.272	113	416	60	113	20	6	3	41	6	2	4	57	91	20	10	.363	.370	9
2020	(Minor League Season Cancelled — Did Not Play)																			
2021	Somerset	.194	10	31	4	6	1	0	1	3	1	0	0	6	3	3	0	.316	.323	3
	Scranton/Wilkes-Barre	.327	48	171	44	56	9	1	10	29	2	1	3	46	46	8	4	.475	.567	3
	NEW YORK (AL)	.000	1	1	0	0	0	0	0	0	0	0	0	0	0	0	0	.000	.000	0
2022	Indianapolis	.136	8	22	2	3	0	0	0	3	0	1	1	7	7	1	0	.355	.136	0
	PITTSBURGH	.197	44	127	16	25	5	2	3	14	1	1	1	18	38	1	1	.299	.339	1
	PITTSBURGH	.216	23	51	7	11	2	0	2	6	2	2	1	4	15	1	0	.276	.373	3
2023	Indianapolis	.225	89	316	48	71	11	0	10	37	1	2	0	52	99	14	0	.332	.354	12
	Gwinnett	.262	101	317	49	83	15	2	6	42	2	1	4	60	86	16	2	.385	.379	2
Major League Totals		.201	68	179	23	36	7	2	5	20	3	3	2	22	53	2	1	.291	.346	4
Minor League Totals		.251	754	2689	434	676	103	32	50	292	23	14	39	449	648	149	38	.365	.369	106

CAREER TRANSACTIONS

2014 — Signed by the New York Yankees as a non-drafted free agent, July 2. **2021** — Traded to the Pittsburgh Pirates with minor league infielder Diego Castillo for Clay Holmes, July 26. **2022** — Traded to the Boston Red Sox for minor league pitcher Inmer Lobo, November 23. Traded to the Atlanta Braves for cash considerations, December 16. **2023** — Elected free agency, November 6; signed by the Oakland Athletics to a minor league contract, November 22.

PARK'S CAREER HIGHS

Hits: 3, August 14, 2021 vs. Milwaukee
 Home Runs: 1 (five times), last: June 24, 2022 at Tampa Bay
 Runs Batted In: 3, August 3, 2021 at Milwaukee
 Stolen Bases: 1 (twice), last: June 24, 2022 at Tampa Bay
 Hitting Streak: 6, August 1 to 7, 2021
 Hitless Streak (At Bats): 24, August 14 to September 1, 2021
 Game Ending RBI: None
 Grand Slams: None
 Pinch-Hit Home Runs: None
 Inside-The-Park Home Runs: None
 Lead Off Home Runs: None

**CATCHER****Height/Weight:** 6-0 / 210**Bats/Throws:** Right / Right**Birthdate:** October 27, 1990**Opening Day Age:** 33**Birthplace/Resides:** Valencia, Venezuela / Valencia, Venezuela**Major League Service:** 3 years, 167 days**Obtained:** Signed to a minor league contract, March 17, 2023**Contract Status:** First year of a one-year contract through 2024 [Updated Stats](#)**NON-ROSTER INVITEE****CAREER HIGHLIGHTS**

Is a .218 career hitter with 17 home runs and 78 RBI in 280 games over five seasons in the majors with Los Angeles-AL (2015-17), Texas (2018), Atlanta (2018) and Oakland (2023)...has tossed out 64-of-168 (38.41) attempted base stealers...was originally signed by the Toronto Blue Jays out of Venezuela in 2008 and has also played in the Houston, Baltimore, Oakland and Colorado organizations in 15 seasons as a professional...has a .279 average in 979 games in the minors...earned Triple-A West Postseason All-Star honors in 2021...was named MVP of the New York-Penn League in 2010.

2023 HIGHLIGHTS

- Spent the entire season with the A's with the exception of a 6½-week stint on the injured list with a broken thumb...batted .226 with six home runs and 20 RBI in 66 games in his first action in the majors since 2018.
- Had career highs in home runs, slugging (.357), OPS (.650) and hit by pitches (4)...his 66 games played were his most since 2016 (87).
- Hit .286 (26-for-91) with a .741 OPS against left-handed pitchers compared to .156 (12-for-77) with a .544 OPS against right-handers...drew 11 of his 12 walks against righties...his career splits are .216 against lefties, .218 against righties.
- Batted .224 with the bases empty, .229 with runners on...five of his six home runs were solo shots.
- Went 6-for-16 (.375) with three RBI and a hit by pitch as a pinch hitter...tied for eighth in the majors in the pinch hits...entered the season 0-for-13 in the pinch in his career.
- Hit .300 with three of his six home runs in 16 games against American League East teams.
- Batted .300 with four of his six home runs in the fifth inning.
- Three of his six home runs came with two strikes as have nine of his 17 career home runs.
- Started 29 games at catcher, 12 at designated hitter and six at first base...also made his first big league appearances at pitcher (2) and in left field (1)...committed two errors, both at catcher, for a .992 fielding percentage...opponents were 14-for-22 (63.6%) in stolen base attempts with him behind the plate.
- Made starts in every spot in the batting order except leadoff and had his most action with 13 starts in the five spot.
- Played for Magallanes in the Dominican Winter League following the season and hit .304 with five home runs, 19 RBI and an .854 OPS in 29 games
- **DAY-BY-DAY:** Was on the A's Opening Day roster, his third career appearance on an Opening Day roster (2016-17 with the Angels)...had a pinch hit single in the ninth inning on April 1 against Los Angeles (AL) in his first appearance in a Major League game since Sept. 30, 2018 when he went 0-for-3 with Texas in a start behind the plate at Seattle...it was his first hit since June 10, 2018 against Houston...made his professional debut as a pitcher on April 8 at Tampa Bay (1.0 ip, 2 h, 2 r, 2 er, 1 bb, 1 hr)...pitched again on April 14 against the Mets (0.2 ip, 2 h, 1 bb)...became the third position player in Oakland history to pitch more than once in a season (Sheldon Neuse, 3 in 2022; Ike Davis, 2 in 2015)...hit his first home run of the season April 12 at Baltimore...it was his first round tripper since May 13, 2018 at Houston...made his professional debut as a left fielder on April 27 at Los Angeles (AL)...hit .333 in 16 games in April...had a career-high tying six-game hitting streak from May 4-13 (6-for-18, .333)...finished May with

a .209 batting average in 14 games and then hit .175 in 16 games in June...went 0-for-4 with a career-high tying three strikeouts on June 15 against Tampa Bay...snapped a career-high 0-for-22 streak with a leadoff home run in the fifth inning on June 17...was batting .232 with five home runs and 17 RBI in 47 games when he was placed on the injured list July 4 retroactive to July 2 with a fractured left thumb...was assigned to Triple-A Las Vegas on a rehab assignment on Aug. 8 and went 5-for-13 (.385) with three RBI and six runs scored in four games when he was reinstated from the IL on Aug. 15...batted .209 with a home run, three RBI and a .571 OPS over his final 19 games.

CAREER

2022—Spent the entire season with Triple-A Albuquerque in the Colorado organization and hit .254 with a minor league career-high tying 31 home runs and 87 RBI in a career-high 117 games...also minor league highs in runs (75), hits (116), walks (54), extra base hits (60), at bats (456) and strikeouts (100) and matched his best in doubles (28) and hit by pitches (8)...tied for second in the Pacific Coast League in extra base hits, tied for third in home runs, ranked fifth in slugging (.524) and total bases (239), sixth in RBI and eighth in OPS (.865)...ranked second in Rockies organization in home runs, tied for second in extra base hits, fifth in RBI and total bases, tied for seventh in doubles, ninth in walks and tied for 10th in hits (116)...batted .255 with a .871 OPS against right-handed pitchers, .252 with an .847 OPS against left-handers...started 54 games at designated hitter, 30 at catcher, 23 at first base and eight in left field...made one error as a catcher (.996 fielding percentage) and one at first base (.995)...opponents were successful in 32-of-38 (84.2%) stolen base attempts with him behind the plate...hit in every spot in the order except first and second...saw his most action batting cleanup, where he hit .266 with 20 home runs and 58 RBI in 77 games...had his first of six three-hit games on April 14 against Tacoma to start a four-game stretch where he was 5-for-18 (.278) with two doubles, three home runs and seven RBI...reached base safely in 27 consecutive games from April 27 to June 16...hit .298 with a .393 on-base percentage, seven home runs, 21 RBI and a .999 OPS over that stretch...was hitting .238 with six home runs and 20 RBI in 27 games when he was placed on the injured list May 13 with a strained left hamstring...was reinstated on May 27 ...finished May with a .308 batting average...went 9-for-20 (.450) with two home runs, six RBI and four multiple hit games over a five-game stretch from June 11-16...had his fifth career minor league two-homer game and also had a minor league career-high six RBI on July 2 against Sugar Land...had a season-high 10-game hitting streak from July 24 to Aug. 5...went 18-for-43 (.419) with five doubles, four home runs and 10 RBI during the streak...hit .315 with nine home runs and 20 RBI in 22 games in July...had his hitting streak snapped on Aug. 6 and hit .200 over his final 38 games...however, had eight home runs and 21 RBI over that span...hit .302 with four home runs and 11 RBI over his final 13 games beginning Sept. 11.

2021—Spent the entire season with Triple-A Las Vegas, hitting .269/.337/.572 with 31 home runs and 89 RBI in 97 games...his 31 home runs ranked second in all of Triple-A Baseball while his 89 RBI ranked third, his 215 total bases were tied for fourth, his .572 slugging percentage ranked fifth and his 51 extra-base hits were seventh-best...his 31 home runs were tied for seventh-most in all of Minor League Baseball...was named to the Triple-A West Postseason All-Star team...won Triple-A West Player of the Week twice for the weeks of Aug. 22 and Sept. 5...appeared in 31 games at catcher, 30 at first base, 20 in left field and was the designated hitter 19 times...with two outs and runners in scoring position, hit .305 with four doubles, one triple, seven home runs and 37 RBI...hit 23 of his 31 home runs in 30 games during July and Aug. while also recording 62 of his 89 RBI during the two month span...played in 21 games for the Navegantes del Magallanes of the Venezuelan Winter League, going 11-for-73 (.151) with two home runs and 10 RBI.

2020—Was a non-roster invitee with the A's and went 4-for-13 (.308) with three doubles and two RBI in seven games during the spring...was added to Oakland A's 60-man player pool on June 29 but did not play in 2020.

2019—Spent most of the season at Double-A Bowie in the Baltimore organization where he hit .251 with 14 home runs and 60 RBI in 94 games...also went 3-for-24 (.125) in eight games with Triple-A Norfolk and batted a combined .243 in 102 games overall...his batting average and .293 on-base percentage were the lowest of his career as a minor leaguer...tied for third in the

Orioles farm system in RBI, ranked fourth in home runs and slugging (.434), tied for sixth in extra base hits (37), tied for seventh in doubles (23) and 10th in OPS (.736)...ranked seventh in the Eastern League in slugging (.434)...his batting average included a mark of .304 against left-handed pitchers compared to .221 with 11 of his 14 home runs against right-handers...batted .314 when leading off an inning...had a .323 average with no outs...made 72 starts at catcher and 16 at first base...tossed out 33-of-77 (42.9%) attempted base stealers...committed six errors behind the plate (.991 fielding percentage) and one as a first baseman (.992)...hit in every spot in the order except first and second and saw his most action with 44 games batting fourth and 34 hitting fifth...began the season at Norfolk and was hitting .105 with a double, a walk and no RBI in seven games when he was transferred to Bowie April 20...was 4-for-17 (.235) with three doubles in five games at Double-A before returning to the Tides April 28...went 1-for-5 on April 29 at Durham and was sent back to Bowie May 2...spent the remainder of the season with the Baysox...tossed out 10-of-12 (83.3%) attempted base stealers from April 29 to June 14...hit 12 home runs over his final 58 contests beginning June 24...reached base safely in 27 consecutive games from June 24 to July 26, which matched the longest reaching base streak in the EL in 2019...hit .316 with eight home runs, 20 RBI and a .384 on-base percentage during the streak...hit .286 with six home runs in July, both his best single-month figures on 2019...then had 22 RBI in 26 games in August...tossed out three attempted base stealers in the second game of a Aug. 10 doubleheader at Richmond...hit .367 with four home runs and 15 RBI over a 13-game stretch from Aug. 11 to 24...batted .200 (6-for-30) with two doubles, a home run, six RBI and two walks in eight postseason games.

2018—Acquired by the Atlanta Braves from the Los Angeles Angels in exchange for infielder Ryan Schimpf on Mar. 31...claimed off waivers by the Texas Rangers on May 2...hit .305 in 26 combined minor league games between Double-A Frisco and Triple-A Round Rock...batted .143 in 28 combined major league games between Atlanta and Texas.

2017—Appeared in 11 games with the Los Angeles Angels across two stints after spending a majority of the season with Triple-A Salt Lake...tallied his second career walk-off hit on April 11 vs. Texas with an RBI squeeze bunt...led the Bees with a .352 average.

2016—Was the Angels Opening Day catcher...was a finalist for the Rawlings Gold Glove Award at catcher...posted a 37.5% (21-for-56) caught stealing percentage, good for third by an American League catcher (min. 650 inn.)...went 5-for-6 with two doubles, a home run and six RBI July 2 at Boston...joined Kendrys Morales, Chone Figgins, Mo Vaughn and Dave Winfield as the only Angels with five hits and six RBI in a single game...it was the fourth six-RBI game by an Angel catcher in franchise history and first since Jeff Mathis, July 23, 2008 vs. Cleveland...the five hits marked just the fifth occurrence in franchise history by an Angels catcher.

2015—Recalled by the Angels on May 4 and made his Major League debut the following day on May 5 vs. Seattle, going 2-for-4 with a home run and an RBI, including a walk-off home run in the bottom of the ninth...according to STATS, LLC., he is the fourth player all-time to hit a walk-off home run during a debut, joining the Florida Marlins Miguel Cabrera on June 20, 2003 vs. Tampa Bay, Cleveland Indians Josh Bard, Aug. 23, 2002 vs. Seattle, and the Angels Billy Parker, Sept. 9, 1971 vs. Milwaukee...became the 26th Angel all-time to homer in his first game with the club, and just the sixth to do so during their ML debut...posted a 37.9% (18-for-59) caught stealing percentage, which ranked third in the American League.

2014—Was a non-roster invitee to Spring Training...spent the entire season with Triple-A Oklahoma City, appearing in 88 games...hit .259 with 16 doubles, two triples, six home runs, 33 runs and 34 RBI...threw out 32.4 percent (22-of-68) potential base stealers.

2013—Was a non-roster invitee to Spring Training...split the season between Double-A Corpus Christi and Triple-A Oklahoma City...hit a combined .271 with 14 doubles, two home runs, 29 runs and 32 RBI in 91 games between the two levels...threw out 47.8 percent (43-of-90) potential base stealers for the season.

2012—Was a non-roster invitee to Spring Training...played in a combined 97 games between Single-A Lansing and Single-A Advanced Lancaster...batted .285 with a career-high 28 doubles, six triples, five home runs, 59 runs and 50 RBI...finished third on Lansing in doubles and triples...threw out 33.6 percent (45-of-134) potential base stealers.

2011—Spent the entire season with Single-A Lansing, hitting .256 with 17 doubles, six triples, three home runs, 58 runs and 41 RBI.

2010—Named MVP of the New York-Penn League and a NYPL Mid-Season All-Star...spent the entire season with Short-Season A Auburn, batting .298 with 11 doubles, a career-high eight triples, two home runs, 44 runs and 41 RBI...led Auburn in hitting, triples, runs and RBI.

2009—Named the R. Howard Webster Award (awarded to the top Blue Jays player at each level) winner for the Gulf Coast League Blue Jays...spent the full season with the GCL Blue Jays, playing in 43 games...hit .291 with 11 doubles, three triples, one home run, 17 runs and 21 RBI...hit his first professional home run July 24 vs. GCL Yankees.

2008—Named the R. Howard Webster Award (awarded to the top Blue Jays player at each level) winner for the Dominican Summer League Blue Jays...spent the entire season with the DSL Blue Jays...hit .306 with 10 doubles, two triples, 27 runs and 29 RBI in 58 games.

PERSONAL/MISCELLANEOUS

Carlos Eduardo Pérez...is married, Karla...has a daughter, Marcela...was named the A's recipient of the Heart & Hustle Award in 2023.

LIFETIME PLAYING RECORD

Year	Club	AVG.	G	AB	R	H	2B	3B	HR	RBI	SH	SF	HP	BB	SO	SB	CS	OBP	SLG	E
2008	DSL Blue Jays 1	.306	58	196	27	60	10	2	0	29	0	3	6	52	28	7	5	.459	.378	10
2009	GCL Blue Jays	.291	43	141	17	41	11	3	1	21	1	3	2	16	23	2	5	.364	.433	5
2010	Auburn	.298	66	235	44	70	11	8	2	41	0	3	6	34	41	7	3	.396	.438	5
2011	Lansing	.256	95	383	58	98	17	6	3	41	1	6	2	37	74	6	2	.320	.355	14
2012	Lansing	.318	26	88	11	28	6	1	0	10	2	0	1	6	17	0	1	.368	.409	1
	Lancaster	.275	71	273	48	75	22	5	5	40	3	5	3	35	38	3	2	.358	.447	6
2013	Corpus Christi	.283	16	53	6	15	4	0	1	5	1	0	2	4	11	0	0	.356	.415	2
	Oklahoma City	.269	75	264	29	71	14	0	2	32	3	4	0	25	39	1	1	.328	.345	7
2014	Oklahoma City	.259	88	301	33	78	16	2	6	34	6	3	1	29	54	3	0	.323	.385	12
2015	Salt Lake	.361	17	72	11	26	8	0	2	12	0	0	0	7	7	1	0	.418	.556	1
	LOS ANGELES (AL)	.250	86	260	20	65	13	0	4	21	2	2	0	19	49	2	0	.299	.346	5
2016	Salt Lake	.359	10	39	9	14	4	0	3	10	0	0	0	1	7	0	2	.375	.692	1
	LOS ANGELES (AL)	.209	87	268	25	56	16	0	5	31	8	2	1	12	49	1	0	.244	.325	3
2017	Salt Lake	.352	68	261	40	92	18	3	5	40	0	4	3	32	38	4	1	.423	.502	8
	LOS ANGELES (AL)	.100	11	20	1	2	0	0	1	3	0	0	0	1	6	0	0	.143	.250	2
2018	ATLANTA	.143	8	21	0	3	0	0	0	0	0	0	0	1	6	0	0	.182	.143	1
	Frisco	.250	4	16	3	4	2	0	2	5	0	0	0	2	5	0	0	.333	.750	1
	Round Rock	.316	22	79	10	25	2	0	4	13	0	1	0	7	12	0	0	.368	.494	0
	TEXAS	.143	20	49	1	7	2	0	1	3	2	0	1	15	1	0	0	.176	.245	1
2019	Norfolk	.125	8	24	2	3	1	0	0	0	0	0	0	1	4	0	0	.160	.167	0
	Bowie	.251	94	350	34	88	22	0	14	60	1	6	8	20	52	0	0	.302	.434	7
2020																				
2021	Las Vegas	.269	97	376	61	101	19	1	31	89	0	2	6	34	63	0	0	.337	.572	5
2022	Albuquerque	.254	117	456	75	116	28	1	31	87	0	4	8	54	100	0	0	.341	.524	2
2023	OAKLAND	.226	68	168	17	38	4	0	6	20	1	3	4	13	40	0	0	.293	.357	2
	Las Vegas	.385	4	13	6	5	2	0	0	3	0	0	1	1	0	0	0	.467	.538	0
Major League Totals		.218	280	786	64	171	35	0	17	78	13	7	6	47	165	4	0	.265	.327	14
Minor League Totals		.279	979	3620	524	1010	217	32	112	572	18	44	49	397	613	34	22	.354	.449	87

LIFETIME PITCHING RECORD

Year	Club	W	L	ERA	G	GS	SHO	SV	IP	H	R	ER	HR	HB	BB	IBB	SO	WP	BK
2023	OAKLAND	0	0	10.80	2	0	0	0	1.2	4	2	2	1	0	2	0	0	0	0

CAREER TRANSACTIONS

2008 — Signed by the Toronto Blue Jays organization as a non-drafted free agent, January 2. **2012** — Traded to the Houston Astros with pitchers Francisco Cordero, Joe Musgrove, David Rollins, Asher Wojciechowski and a player to be named later (Kevin Comer) for pitchers David Carpenter, J.A. Happ and Brandon Lyon and outfielder Ben Francisco, July 20. **2014** — Traded to the Los Angeles Angels with pitcher Nick Tropeano for catcher Hank Conger, November 5. **2018** — Traded to the Atlanta Braves for infielder Ryan Schimpf, March 31. Claimed off waivers by the Texas Rangers, May 2. On the disabled list, June 16 to July 15; included rehabilitation assignment to Frisco, June 28 to July 4, and Round Rock, July 5 to 15. Elected free agency, November 2. **2019** — Signed by the Baltimore Orioles to a minor league contract, January 8. Elected free agency, November 4; signed by the Oakland Athletics to a minor league contract, November 26. **2020** — Elected free agency, November 1. **2021** — Re-signed by the Athletics to a minor league contract, January 27. Elected free agency, November 7. **2022** — Signed by the Colorado Rockies to a minor league contract, May 13. Elected free agency, November 10. **2023** — Signed by the Athletics to a minor league contract, March 17. On the injured list, July 2 to August 14; included rehabilitation assignment to Las Vegas, August 8 to 14. Elected free agency, October 16; re-signed by the Athletics to a minor league contract, December 29.

PEREZ' CAREER HIGHS

Hits: 5, July 2, 2016 at Boston

Home Runs: 1 (17 times), last: September 6, 2023 vs. Toronto

Runs Batted In: 6, July 2, 2016 at Boston; 5, May 22, 2016 vs. Baltimore

Stolen Bases: 1 (four times), last: June 10, 2018 vs. Houston

Hitting Streak: 6 (twice), last: May 4 to 13, 2023

Hitless Streak (At Bats): 22, May 26 to June 17, 2023


Game Ending RBI: 2, April 11, 2017 vs. Texas (single); May 5, 2015 vs. Seattle (home run)

Grand Slams: None

Pinch-Hit Home Runs: None

Inside-The-Park Home Runs: None

Lead Off Home Runs: None

**RIGHT-HANDED PITCHER****Height/Weight:** 6-2 / 227**Bats/Throws:** Switch / Left**Birthdate:** July 20, 1997**Opening Day Age:** 26**Birthplace/Resides:** Loma de Cabrera, Dominican Republic / Santo Domingo Este, Dominican Republic**Major League Service:** 106 days**Obtained:** Signed to a minor league contract, April 17, 2023**Contract Status:** First year of a one-year contract through 2024
[@Fperez 46](#)
[Updated Stats](#)
NON-ROSTER INVITEE**CAREER HIGHLIGHTS**

Has spent parts of each of the last three seasons in the majors and is a combined 1-2 with a 5.91 ERA in 31 games, including one start, with Cleveland (2021), Washington (2022) and Oakland (2023)...was originally signed by the Indians out of the Dominican Republic on Dec. 12, 2014 and was claimed off waivers by the Nationals Nov. 5, 2021...signed a minor league deal with Oakland on April 17, 2023 following his release by the Nationals three weeks earlier...is 31-22 with five saves and a 3.34 ERA in 179 games, including 66 starts, in eight professional seasons...had 74 appearances, including all 66 of his starts, over his first five seasons...has pitched exclusively in relief as a minor leaguer since the pandemic...was named to the Arizona League Postseason All-Star team in 2016.

2023 HIGHLIGHTS

- Was a non-roster invitee with Washington during the spring and was released on March 24... signed a minor league deal with the A's on April 17 and combined for a 5-1 record, one save, a 4.43 ERA and .699 opponents OPS in 30 relief appearances with Double-A Midland and Triple-A Las Vegas before he was selected by Oakland on Aug. 12...went 1-2 with a 5.94 ERA and .742 OPS in 17 games, including one start as an opener, with the A's.
- His 17 games pitched and 16.2 innings were the most of his three seasons in the majors as he combined for 14 games and 15.1 innings with Cleveland (2021) and Washington (2022) over his first two seasons.
- Did not allow a home run in 16.2 innings and has surrendered just two in 32.0 career innings.
- Allowed a .266 opponents batting average, which broke down to .209 (9-for-43) with a .658 opponents OPS against right-handed hitters compared to .381 (8-for-21) with a .909 OPS against left-handers...surrendered five of his six extra base hits to righties...his career splits are .225 with a .723 OPS against righties, .383 with a .920 OPS against lefties.
- Opponents hit .179 with the bases empty, .333 with runners on...also had a .333 opponents batting average with runners in scoring position.
- First batters faced were 2-for-12 (.167) with four walks (.375 on-base percentage)...allowed 7-of-13 (53.8%) inherited runners to score...has allowed 11-of-19 (57.9%) inherited runners to score in his career.
- Had a 4.00 ERA on the road, 8.22 in Oakland...however, allowed 6-of-8 (75.0%) inherited runners to score on the road but just 1-of-5 (20.0%) in Oakland.
- Made seven of his 17 appearances on exactly one day of rest and had a 1.23 ERA in those games...logged a 9.64 ERA in his other 10 contests.
- Compiled a 2.70 ERA in four interleague games, a 6.75 ERA in 13 appearances against American League competition.
- Had seven outings under one inning, four of exactly one inning and six of more than one inning.
- Struck out 53 batters in 40.2 innings at Midland and Las Vegas, an average of 11.73 per nine innings...also walked 20 (4.43 per nine innings).
- Allowed a .228 opponents batting average, which broke down to .204 (20-for-98) with a .618 OPS against right-handed hitters compared to .275 (14-for-51) with a .844 OPS against left-

handers...surrendered three of his four home runs to righties but issued 11 of his 20 walks to lefties.

- Opponents hit .256 with runners in scoring position.
- First batters faced were 6-for-20 (.300) with four walks and a hit by pitch (.440 on-base percentage)...allowed 10-of-23 (43.5%) inherited runners to score.
- Had a 12.86 ERA in six day games, a 2.67 ERA in 24 night games.
- Held the opposition to a .133 batting average with two strikes, but surrendered three of his four home runs.
- Tossed at least one inning in 25 of his 30 appearances and more than one inning 19 times.
- Pitched for Escogido in the Dominican Winter League following the season and did not allow an earned run in five appearances (4.2 ip).
- **DAY-BY-DAY:** Signed a minor league deal with the A's on April 17 and reported to extended Spring Training before he was assigned to Midland on April 27...did not allow a run in his first three appearances with the RockHounds (4.1 ip) and stranded all four of his inherited runners...struck out a season high four batters in 1.1 innings at Amarillo on May 9...was 1-0 with a 2.45 ERA in five relief appearances when he was promoted to Las Vegas on May 13...allowed a season-high five runs on a minor league season high-four hits in 1.1 innings in his Aviators debut on May 14 against Albuquerque...threw a season-high 38 pitches May 30 against El Paso...had a 10.61 ERA over his first eight games with Las Vegas through June 4...then compiled a 1.93 ERA over a 10-game stretch from June 9 to July 16...issued a season-high four walks in 0.2 innings on July 7 at El Paso...yielded four runs on July 18 at Salt Lake but did not surrender a run over his final six Triple-A outings beginning July 25 (9.1 ip, 2 b, 2 bb, 9 so)...tossed a season-high 2.1 scoreless innings and did not allow a hit in a 7-3 win at Albuquerque on Aug. 5...was 4-1 with a 4.86 ERA in 25 games with Las Vegas when he was selected by Oakland on Aug. 12...made his A's debut against the team he started the spring with, the Nationals, that day at Washington (1.1 ip, 2 h, 1 so)...made the first start of his career on Aug. 18 against Baltimore and it came as an opener...allowed a career-high tying three runs on a career-high four hits in 1.0 innings and was charged with the first loss of his career in a 9-4 decision...struck out a career-high three in 1.2 innings on Aug. 20 against the Orioles...tossed a season-high 2.0 scoreless innings Aug. 25 at Chicago (AL) and had a season-high 31 pitches two days later against the White Sox...allowed 6-of-7 inherited runners to score over his first seven games through Aug. 27...then stranded 5-of-6 over his final 10 contests...was credited with his first career win on Sept. 3 vs. Los Angeles (AL) when he logged 0.2 innings of relief in the A's 10-6 win...had 13 strikeouts and three walks in 10.1 innings over his first eight games through Sept. 3 and then fanned just one while walking five over his final nine games and 6.1 innings...matched his career high by allowing three runs Sept. 4 against Toronto, giving him a 6.75 ERA and .333 opponents batting average over his first nine games...did not allow a run over his next six contests from Sept. 9-20 (4.2 ip) and opponents were 1-for-14 (.071)...then surrendered a career-high tying three runs on Sept. 26 at Minnesota.

CAREER

2022—Enjoyed three Major League stints with Washington...posted a 2.08 ERA in his first five outings and a 12.46 ERA in his last five appearances.

2021—Went 4-0 with three saves and a 1.87 ERA in 30 games between Double-A Akron and Triple-A Columbus...struck out 82 batters in 53.0 innings pitched while issuing 29 walks and allowing just two home runs along the way...tossed more than 1.0 inning of relief in 18 of his 30 outings...pitched to a 0.63 ERA and recorded 70 strikeouts in those 18 outings...had his contract selected on Aug. 9 and made his Major League debut on Aug. 12 vs. Oakland.

2020—Did not pitch as the minor league season was cancelled due to the pandemic.

2019—Went 2-1 with a 1.59 ERA in eight games, including seven starts, between Single-A Mahoning Valley and rookie-level Arizona League...had three separate stints on the injured list with left elbow injuries.

2018—Finished third in the Midwest League in innings pitched (139.1).

2017—Led Mahoning Valley with 15 starts...ranked seventh in the New York-Penn League with 74.0 innings pitched.

2016—Led the Indians Arizona League affiliate in innings (63.2) and strikeouts (52) and tied for first in wins (5)...his 2.69 ERA ranked third in the organization...named to the Arizona League Postseason All-Star Team.

2015—Went 2-2 with a 2.49 ERA in 13 games, including 12 starts, with the Guardians affiliate in the Dominican Summer League.

PERSONAL/MISCELLANEOUS

Francisco Alberto Pérez...was originally signed by Cleveland scout Ramon Peña.

LIFETIME PITCHING RECORD

Year	Club	W	L	ERA	G	GS	CG	SHO	SV	IP	H	R	ER	HR	HB	BB	IBB	SO	WP	BK
2015	DSL Indians	2	2	2.49	13	12	0	0	0	50.2	49	18	14	0	1	19	0	48	3	0
2016	GCL Indians	5	1	2.69	12	7	0	0	0	63.2	48	22	19	1	3	17	0	52	8	2
2017	Mahoning Valley	4	4	3.28	15	15	0	0	0	74.0	67	41	27	5	2	28	0	48	7	0
2018	Lake County	8	10	4.07	26	25	0	0	0	139.1	125	69	63	8	6	54	0	111	13	2
2019	AZL Indians Red	1	1	1.47	6	5	0	0	0	18.1	6	5	3	2	3	6	0	29	3	0
	Mahoning Valley	1	0	1.80	2	2	0	0	0	10.0	6	2	2	1	0	2	0	8	0	0
2020	(Minor League Season Cancelled — Did Not Pitch)																			
2021	Akron	3	0	0.67	11	0	0	0	2	27.0	8	2	2	0	0	9	1	46	0	0
	Columbus	1	0	3.12	19	0	0	0	1	26.0	20	9	9	2	2	20	0	36	3	0
	CLEVELAND	0	0	4.05	4	0	0	0	0	6.2	6	3	3	0	0	3	0	5	0	0
2022	Rochester	1	3	4.82	45	0	0	0	1	46.2	34	29	25	3	1	32	2	61	5	0
	WASHINGTON	0	0	7.27	10	0	0	0	0	8.2	13	7	7	2	0	9	0	7	1	0
2023	Midland	1	0	2.45	5	0	0	0	0	7.1	6	2	2	1	0	1	0	12	1	0
	Las Vegas	4	1	4.86	25	0	0	0	1	33.1	28	19	18	3	1	19	0	41	4	0
	OAKLAND	1	2	5.94	17	1	0	0	0	16.2	17	12	11	0	1	8	1	14	1	0
Major League Totals		1	2	5.91	31	1	0	0	0	32.0	36	22	21	2	1	20	1	26	2	0
Minor League Totals		31	22	3.34	179	66	0	0	5	496.1	397	218	184	26	19	207	3	492	47	4

CAREER TRANSACTIONS


2014 — Signed by the Cleveland Indians organization as a non-drafted free agent, December 12. **2021** — Claimed off waivers by the Washington Nationals, November 5. **2022** — Elected free agency, November 10; re-signed by Washington to a minor league contract, December 31. **2023** — Released, March 24; signed by the Oakland Athletics to a minor league contract, April 17.

PEREZ' CAREER BESTS

Low Hit Complete Game: None
Innings Pitched: 2.1, September 20, 2021 vs. Kansas City
Strikeouts: 3, August 20, 2023 vs. Baltimore
Pitches: 46, August 12, 2021 vs. Oakland
Longest Winning Streak: 1, September 3, 2023
Longest Losing Streak: 1 (twice), last: September 4, 2023 to present
Longest Scoreless Streak: 5.1, September 12 to 23, 2021

JACK PERKINS

84



RIGHT-HANDED PITCHER

Height/Weight: 6-1 / 220

Bats/Throws: Right / Right

Birthdate: December 26, 1999

Opening Day Age: 24

Birthplace/Resides: Kokomo, Indiana / Westfield, Indiana

Major League Service: None

Obtained: Selected in the 5th round of the 2022 First-Year Player Draft

Contract Status: First year of a one-year contract through 2023

[Updated Stats](#)

NON-ROSTER INVITEE

CAREER HIGHLIGHTS

Was selected by the A's in the fifth round of the 2022 First-Year Player Draft out of the University of Indiana...is 4-4 with a 3.98 ERA in 28 games, including 22 starts, in two professional seasons...has yielded just five home runs in 117.2 innings, an average of 0.38 home runs per nine innings...pitched for Mesa in the Arizona Fall League following the 2023 season.

2023 HIGHLIGHTS

- Split his first full season between High-A Lansing and Double-A Midland and was a combined 4-3 with a 4.10 ERA and .698 opponents OPS in 22 games, including 20 starts.
- Surrendered just five home runs in 107.2 innings, an average of 0.42 per nine innings.
- Ranked third in the A's farm system in ERA, seventh in innings pitched and tied for seventh in strikeouts (93).
- Allowed a .260 opponents batting average, which broke down to .241 (53-for-220) with a .685 OPS against left-handed hitters compared to .283 (51-for-180) with a .714 OPS against right-handers.
- Was 3-2 with a 3.52 ERA in 11 starts on the road compared to 1-1 with a 4.67 ERA in 11 games in his home ballparks...yielded just one home run in 54.0 innings at home.
- Held the opponents five hitter in the batting order to a .182 average.
- His teams were 13-7 (.650) in his starting assignments...tossed at least 5.0 innings in 14 of his 20 starts...walked at least one batter in each of his 22 appearances.
- Pitched for Mesa in the Arizona Fall League following the season and did not allow an earned run in 10 appearances (12.1 ip, 9 h, 2 r, 6 bb, 15 so)...was 0-1 with a save.
- **DAY-BY-DAY:** Began the season at Lansing and tossed 5.0 scoreless and hitless innings in his first start on April 9 at Great Lake for his first professional win...walked just one and struck out six in the Lugnuts 4-2 victory...allowed one run in 5.0 innings for the win in his next start on April 16 against West Michigan and then struck out a career-high eight batters in 5.1 scoreless innings on April 25 against Quad Cities...went 2-0 with a 0.59 ERA in three starts in April...then compiled a 0-3 record and a 4.26 ERA in five games in May...tossed a career-high 7.0 scoreless innings in a 3-1 win on June 10 at South Bend...was 3-3 with a 2.52 ERA in 10 games, nine starts, with Lansing when he was promoted to Midland on June 13...was 1-0 with a 5.67 ERA in 12 games, 11 starts, in his Double-A debut...allowed a career-high five runs each of his first two starts with the RockHounds on June 16 against Wichita and June 22 at San Antonio (would allow five runs two more times)...tossed a career-high 100 pitches in the latter contest...had a 4.95 ERA in his first four starts at Midland when he was placed on the injured list on July 8 with right rotator cuff impingement syndrome...was reinstated on July 28 and went 1-0 with a 6.09 ERA over his final eight games, including seven starts...walked a career-high five batters in 1.2 innings on Aug. 3 at Frisco...yielded a career-high 10 hits in 5.0 innings on Aug. 30 at Amarillo but surrendered just three runs and picked up his lone Double-A victory in a 7-3 decision.

CAREER

2022—Pitched in one game for the A's affiliate in the Arizona Complex League and five for Single-A Stockton in his professional debut...combined for a 0-1 record and a 2.70 ERA in six games,

including two starts...struck out 14 batters in 10.0 innings and walked just two...allowed a .194 opponents batting average, which broke down to .130 against right-handed hitters compared to .308 against left-handers...made his debut with a start and loss for the ACL A's on Aug. 6 against the Cubs (1.0 ip, 2 h, 1 r, 1 er, 3 so)...was promoted to Stockton on Aug. 10 and logged 2.0 scoreless innings in each of his first three games with the Ports...started in his first contest at Single-A but his final four appearances came in relief.


PERSONAL/MISCELLANEOUS

Jackson Scott Perkins was originally signed by A's scout Rich Sparks...graduated from Kokomo (Ind.) High School...played two seasons at Louisville before transferring to the University of Indiana...became the 11th pitcher in IU history to reach the 90-strikeout mark (91)...went 3-4 with a 5.10 ERA over 16 appearances (15 starts).

LIFETIME PITCHING RECORD																						
Year	Club	W	L	ERA	G	GS	CG	SHO	SV	IP	H	R	ER	HR	HB	BB	IBB	SO	WP	BK		
2022	ACL Athletics	0	1	9.00	1	1	0	0	0	1.0	2	1	1	0	0	0	0	3	0	0		
	Stockton	0	0	2.00	5	1	0	0	0	9.0	5	3	2	0	0	2	0	11	2	0		
2023	Lansing	3	3	2.52	10	9	0	0	0	53.2	34	15	15	3	3	18	0	49	5	0		
	Midland	1	0	5.67	12	11	0	0	0	54.0	70	39	34	2	4	29	0	44	2	0		
Minor League Totals		4	4	3.98	28	22	0	0	0	117.2	111	58	52	5	7	49	0	107	9	0		

CAREER TRANSACTIONS

2018 — Selected by the Atlanta Braves organization in the 39th round of the First-Year Player Draft, did not sign. **2022** — Selected by the Oakland Athletics organization in the 5th round of the First-Year Player Draft.

**CATCHER****Height/Weight:** 6-0 / 255**Bats/Throws:** Right / Right**Birthdate:** June 14, 1997**Opening Day Age:** 26^M**Birthplace/Resides:** Maracaibo, Venezuela / Maracaibo, Venezuela**Major League Service:** 52 days**Obtained:** Signed to a minor league contract, December 9, 2022**Contract Status:** First year of a one-year contract through 2024 [Updated Stats](#)**NON-ROSTER INVITEE****CAREER HIGHLIGHTS**

Was originally signed by Texas out of the Dominican Republic in 2013 and made his Major League debut with the Rangers in 2021...batted .284 with a home run and nine RBI in 21 games in his only big league action...signed a minor league deal with the A's following the 2022 season and has a .293 average, 72 home runs and 385 RBI in 663 games over nine seasons in the minors... has struck out just 256 times in 2715 minor league plate appearances, an average of 10.61 plate appearances per strikeout...defensively, has played 305 games at catcher, 45 at first base and one each at third base and left field...was named a Rangers Organizational All-Star by MiLB.com in 2018 and 2021...was named to the Arizona League Postseason All-Star team in 2016.

2023 HIGHLIGHTS

- Spent his first season in the A's organization and Triple-A Las Vegas and batted .306 with 18 home runs, 81 RBI and an .861 OPS in 92 games.
- Hit .300 or better for the third consecutive as a minor leaguer and has a .320 batting average in 234 games over that span.
- Had minor league career highs in runs (48) and RBI (81) and matched his best in hits (113).
- Ranked fourth in the A's farm system in RBI, tied for fifth in home runs, eighth in extra base hits (44), tied for eighth in hits and ninth in doubles (26).
- Tied for ninth in the Pacific Coast League in most grounded into double plays (14).
- Struck out just 40 times for an average of 9.78 plate appearances per strikeout.
- Batted .350 (43-for-123) with a 1.044 OPS against left-handed pitchers compared to .285 (70-for-246) with a .769 OPS against right-handers...hit nine home runs in 123 at bats against lefties, nine in 246 at bats against righties.
- His average improved to .333 with runners in scoring position...10 of his 18 home runs came with runners on base.
- Hit .302 with 12 of his 18 home runs and a .932 OPS at home, .304 with a .794 OPS on the road.
- Had a .330 batting average at night, .197 in 15 day games.
- Batted .366 in the eighth inning or later
- Started 46 games at catcher, 27 at designated hitter and 12 at first base...committed six errors, all at catcher (.985 fielding percentage)...opponents were 59-for-75 (78.7%) in stolen bases attempts with him behind the plate.
- Also made the first three pitching appearances of his career and did not allow a run (3.1 ip, 6 h, 2 so).
- Was 0-for-4 with a walk as a pinch hitter.
- Started games at every spot in the order except first and second...hit .299 with eight home runs and 35 RBI in 33 starts hitting clean-up and .333 in 26 starts batting fifth.
- Was named winner of the Mayor's Trophy, which is voted on by Aviators fans.
- **DAY-BY-DAY:** Began the season in the injured list with a strained left wrist...was reinstated on April 19 and hit .315 with four home runs and 11 RBI over his first 14 games...made his professional debut as a pitcher on April 30 against Tacoma when he tossed a scoreless ninth inning in a 14-7 loss (2 h, 1 so)...struck out Kean Wong to end the inning for his first career strikeout... started the game at catcher...went 11-for-25 (.440) with five multiple hit games over a six-

game stretch from May 30-June 8...pitched for the second time on May 31 against El Paso in a 20-5 loss (1.1 ip, 3 h, 1 so)...played in just 12 games in May but hit .333 with four home runs, nine RBI and a 1.017 OPS...had his first of two 10-game hitting streaks from June 14 to July 4 (13-for-43, .302)...had his second career five-RBI game on July 9 at El Paso...went 5-for-6 with four RBI on July 18 at Salt Lake...it was his second career five-hit games (Aug. 23, 2017 at Delmarva)...was named PCL Player of the Week for the week of July 17-23 when he went 13-for-26 (.500) with seven runs, four doubles, a home run and 10 RBI in six games...homered in three straight games from July 29-Aug. 1...batted .381 with three home runs and 27 RBI in 22 games in July...tied for fifth in the minors in RBI in July and his batting average was ninth best among full season minor leaguers...went 4-for-5 on Aug. 4 at Albuquerque...had his lone two-homer game of the season and the third of his career on Aug. 25 at Tacoma...hit safely in a season-high tying 10 consecutive games from Aug. 27 to Sept. 8 and went 13-for-41 (.317) with four home runs and 10 RBI during the streak...made his third appearance as a pitcher in a 10-2 loss to Reno on Sept. 21 (1.0 ip, 1 h).

CAREER

2022—Batted .320 with six home runs, 38 RBI and an .826 OPS in 65 games with Triple-A Round Rock...struck out 32 times in 267 plate appearances, an average of 8.34 plate appearances per strikeout...his batting average broke down to .354 with all six of his home runs and a .934 OPS against right-handed hitters compared to .240 with a .572 OPS against left-handed hitters...had a .243 average with the bases empty but hit .410 with runners on base...had a .377 average with runners in scoring position...batted .222 with a home run, seven RBI and a .578 OPS over his first 15 games through April 28, .413 with five home runs, 27 RBI and a 1.074 OPS over his next 30 games from April 30 to Aug. 28 and .244 with no home runs, four RBI and a .609 OPS over his final 20 contests beginning Aug. 30...hit .355 with a .921 OPS on the road, .278 with a .713 OPS at home...batted .356 in 11 day games, .313 with all six of his home runs at night...started 28 games at catcher, 24 at designated hitter and 10 at first base...opponents were successful in 31-of-34 (91.2%) stolen base attempts with him behind the plate...committed six errors as a catcher (.981 fielding percentage) and one as a first baseman (.983)...was 2-for-2 with a double and three RBI as a pinch hitter...started games at every spot in the order except first and ninth and saw his most action with 28 starts in the cleanup spot...hit .412 with two home runs and 13 RBI in 16 games in May...matched his career high with three doubles on May 1 at Salt Lake...went 4-for-6 with four runs scored and four RBI on May 6 at Reno...the four runs matched his most as a minor leaguer (June 29, 2016 vs. the Reds)...had another four-hit game on May 15 against Oklahoma City...reached base safely in 23 consecutive games from May 18 to Aug. 31...batted .389 with a .423 on-base percentage over that span...began the stretch with a 10-game hitting streak from May 18 to June 2 (16-for-43, .372), went 0-for-2 with two walks on June 3 against Oklahoma City, and then hit safely in 12 consecutive games from June 4 to Aug. 31 (19-for-45, .422)...went 7-for-13 with five doubles, a home run and seven RBI over a three-game stretch from June 4 to 9...was batting .346 with five home runs and 29 RBI in 41 games when he was placed on the temporary inactive list June 14...was reinstated on Aug. 20 and hit .275 with a home run and nine RBI in 24 games following his return...hit safely in eight straight games from Sept. 9 to 18 (13-for-34, .382).

2021—Batted .284/.312/.378/.690 with one home run and nine RBI in 21 games, including 19 starts, during his lone stint with Texas (Aug. 13-Sept. 16), his first big league action...had his contract selected from Triple-A Round Rock on Aug. 13 and went 2-for-4 with a go-ahead three-run home run in his Major League debut that night against Oakland...became just the 10th batter in Texas history to homer in his ML debut...17 of his 19 starts came as the designated hitter, but he also made two starts behind the plate...batted .375 over 10 games in September and was optioned to Round Rock on Sept. 17...posted career highs in nearly every offensive category at Triple-A, slashing .337/.352/.622/.974 with 23 home runs and 74 RBI in 77 games for the Express...had the second-most home runs among Texas farmhands...ranked among the Triple-A West's top 10 in HR (t-7th) and RBI (9th), and posted the fourth-highest batting average of any player at Triple-A (min. 300 PA)...named a Texas Organization All-Star by MiLB.com

2020—Did not see official game action after the minor league season was cancelled due to the pandemic...was not named to the club's Alternate Training Site roster at any point...after the season, he elected free agency on Nov. 1 and was signed by San Diego as a minor league free agent

on Nov. 13...after less than a month in the San Diego organization, he returned to the Rangers after being selected by the club in the second round of the Minor League (Triple-A) phase of the Rule 5 Draft on Dec. 10.

2019—Made a team-high 68 starts at catcher for High-A Down East...threw out 30-of-74 (40.5%) attempted base stealers.

2018—Was named to the South Atlantic League Midseason All-Star team at Single-A Hickory...led the team and tied for eighth in the SAL with 29 doubles...was named a Rangers Organizational All-Star by MiLB.com.

2017—Combined to bat .323 with four home runs and 25 RBI in 54 games with Hickory and Short-Season Spokane...was promoted to Hickory on July 5.

2016—Was named to the Arizona League Postseason All-Star team with the Rookie level Rangers...tied for the league lead with 62 hits and ranked among the circuit leaders in batting average (3rd, .343), total bases (6th, 81), OPS (6th, .830), and OBP (7th, .382).

2015—Returned to the Rangers Dominican Summer League squad for the second consecutive season and hit .272 with a home run and 24 RBI in 63 games.

2014—Hit .273 with 29 RBI in 50 games for the Rangers affiliate in the Dominican Summer League in his professional debut.

PERSONAL/MISCELLANEOUS

Yohel Enrique Pozo...he and his wife, Paola, have a son named Paul.

LIFETIME PLAYING RECORD

Year	Club	AVG.	G	AB	R	H	2B	3B	HR	RBI	SH	SF	HP	BB	SO	SB	CS	OBP	SLG	E
2014	DSL Rangers1	.273	50	198	22	54	12	0	0	29	2	3	7	11	18	1	0	.329	.333	6
2015	DSL Rangers1	.272	53	195	23	53	13	0	1	24	0	3	3	17	15	4	3	.335	.354	1
2016	AZL Rangers	.343	48	181	25	62	12	2	1	22	0	4	1	13	10	1	0	.382	.448	6
2017	Spokane	.288	15	59	11	17	7	0	2	10	0	1	0	1	3	0	0	.295	.508	3
	Hickory	.338	39	142	19	48	8	2	2	15	0	0	1	7	8	0	0	.373	.465	3
2018	Hickory	.264	117	428	45	113	29	2	10	49	0	5	5	27	50	0	0	.312	.411	5
2019	Down East	.246	107	395	43	97	17	0	9	43	0	6	3	15	38	6	2	.274	.357	9
2020		(Minor League Season Cancelled — Did Not Play)																		
2021	Round Rock	.337	77	315	46	106	17	2	23	74	0	1	1	7	42	0	0	.352	.622	7
	TEXAS	.284	21	74	8	21	4	0	1	9	0	0	0	3	10	0	0	.312	.378	0
2022	Round Rock	.320	65	253	37	81	21	0	6	38	0	1	2	11	32	0	1	.352	.474	7
2023	Las Vegas	.306	92	369	48	113	26	0	18	81	0	3	1	18	40	2	0	.338	.523	6
	Major League Totals	.284	21	74	8	21	4	0	1	9	0	0	0	3	10	0	0	.312	.378	0
	Minor League Totals	.293	663	2535	319	744	162	8	72	385	2	27	24	127	256	14	6	.330	.449	53

LIFETIME PITCHING RECORD

Year	Club	W	L	ERA	G	GS	CG	SHO	SV	IP	H	R	ER	HR	HB	BB	IBB	SO	WP	BK
2023	Las Vegas	0	0	0.00	3	0	0	0	0	3.1	6	0	0	0	0	0	0	2	0	0

CAREER TRANSACTIONS

2013 — Signed by the Texas Rangers as a non-drafted free agent, August 17. **2020** — Elected free agency, November 1; signed by the San Diego Padres to a minor league contract, November 13. Selected by the Texas Rangers in the minor league portion of the Rule 5 draft, December 10. **2021** — Elected free agency (contract non-tender), November 30; re-signed by Texas to a minor league contract, December 1. **2022** — On temporary inactive list, June 14 to August 20. Elected free agency, November 10; signed by the Oakland Athletics to a minor league contract, December 9.

POZO'S CAREER BESTS

Hits: 3, September 11, 2021 at Oakland

Home Runs: 1, August 13, 2021 vs. Oakland

Runs Batted In: 3, August 13, 2021 vs. Oakland

Stolen Bases: None

Hitting Streak: 6, August 27 to September 6, 2021

Hitless Streak (At Bats): 12, August 14 to 18, 2021

Game Ending RBI: None

Grand Slams: None

Pinch-Hit Home Runs: None

Inside-The-Park Home Runs: None

Lead Off Home Runs: None

**RIGHT-HANDED PITCHER****Height/Weight:** 5-11 / 195**Bats/Throws:** Right / Right**Birthdate:** May 13, 1993**Opening Day Age:** 30**Birthplace/Resides:** Ciudad, Victoria, Mexico / Ciudad, Victoria, Mexico**Major League Service:** 105 days**Obtained:** Signed to a minor league contract, December 10, 2023**Contract Status:** First year of a one-year contract through 2024
[@Gerardo15Reyes](https://twitter.com/Gerardo15Reyes)
[Updated Stats](#)
NON-ROSTER INVITEE**CAREER HIGHLIGHTS**

Made his Major League debut with 27 appearances for San Diego in 2019 and is 4-0 with a 7.41 ERA in 37 relief appearances in three seasons in the majors with the Padres (2019) and Angels (2022-23)...was originally signed by the Tampa Bay organization on Aug. 11, 2013 ...is 20-33 with 26 saves and a 3.58 ERA in 268 appearances, all in relief, in seven minor league seasons...missed the entire 2015 and 2021 seasons due to injury and was limited to pitching at the Angels and Padres alternate sites in 2020 when the minor league season was cancelled due to the pandemic...pitched for Mexico in the World Baseball Classic in 2023...has pitched for Obregon in the Mexican Pacific Winter League six times (2014, 16-19, 23).

2023 HIGHLIGHTS

- Spent most of the season at Triple-A Salt Lake where he went 3-5 with a save and a 5.58 ERA in 36 relief appearances...also had five stints with Los Angeles (AL) and compiled a 7.45 ERA and .913 opponents OPS in eight relief appearances.
- Struck out 10 batters in 9.2 innings with the Angels but also walked six.
- Allowed a .275 opponents batting average, including .222 (6-for-27) with a .649 OPS against right-handed hitters compared to .385 (5-for-13) with both of his home runs and a 1.467 OPS against left-handers.
- Did not inherit any runners and first batters faced were 1-for-5 (.200) with two walks and a hit by pitch (.500 on-base percentage).
- With Salt Lake, he struck out 56 batters in 40.1 innings (12.50 per nine innings) but also walked 24 (5.36 per nine innings).
- Had minor league career highs in runs (29) and matched his high in losses (5)...his 5.58 ERA was his highest as a minor leaguer.
- Allowed a .247 batting average, which broke down to .229 (22-for-96) with an .808 OPS against right-handed hitters compared to .274 (17-for-62) with an .829 OPS against left-handers.
- Opponents hit .296 with runners in scoring position...surrendered five of his seven home runs with runners on base.
- Converted 1-of-6 (16.7%) save opportunities...allowed 5-of-11 (45.5%) inherited runners to score...first batters faced were 8-for-31 (.258) with four walks and a hit by pitch.
- Tossed at least one inning in 31 of his 36 appearances.
- Pitched for Mexico in the World Baseball Classic during the spring and did not allow a run in three appearances (2.1 ip, 1 h, 1 bb, 3 so).
- Went 0-2 with two saves and a 5.56 ERA in 11 relief appearances with Obregon in the Mexican Pacific Winter League following the season.
- **DAY-BY-DAY:** Began the season at Salt Lake and did not allow an earned run in his first three appearances (3.0 ip, 1 r)...then allowed at least one run in each of his next five games and finished the month of April with a 9.00 ERA in eight appearances...did not allow an earned run in nine of his next 11 appearances from May 4 to June 6 (1.46 ERA)...had a four-game scoreless streak from May 27-June 6 (5.1 ip)...posted a 1.93 ERA in nine games in May and struck out 19 batters in 9.1 innings...was credited with his lone save of the season June 2 against Albuquerque (1.0 ip, 1 so) ...struck out a minor league career-high tying five batters in 2.0 scoreless and

hitless innings on June 6 against Round Rock...was 2-2 with a 4.64 ERA in 19 games overall with the Bees when he was selected by the Angels on June 10...faced Seattle that day (1.0 ip, 2 h, 1 r, 1 er) and was optioned back to Salt Lake following the game...had a 3.18 ERA in six relief appearances before he was brought to Los Angeles (AL) a second time on July 4...pitched at San Diego that day (1.0 ip, 2 h, 2 r, 2 er, 1 bb) and was again optioned to Triple-A following the game...tossed 2.0 scoreless innings against Sacramento on July 8 in his only outing before joining the Angels for the third time on July 17...walked a career-high tying two batters that day against New York (AL)...matched his career high with 2.0 scoreless innings and logged a career-high 35 pitches on July 22 against Pittsburgh...pitched three times in his third stint (4.2 ip, 3 h, 3 r, 2 er, 3 bb, 4 so) before he was optioned to Salt Lake on July 27...logged a 15.43 ERA in seven appearances with the Bees in August and allowed all three of his inherited runners to score...was recalled by the Angels on Sept. 1...allowed a career-high tying three hits Sept. 4 against Baltimore...had three outings during his fourth stint (3.0 ip, 4 h, 3 r, 3 er, 2 bb, 6 so) and was optioned Sept. 6...did not pitch before returning to Los Angeles Sept. 9 and did not pitch before he was sent back to Triple-A for a final time on Sept. 10...was designated for assignment on Sept. 14 and outrighted to Salt Lake Sept. 16...did not allow a run over his final three games (4.1 ip, 3 bb, 7 so).

CAREER

2022—Spent nearly the entire season with Triple-A Salt Lake and led the Bees staff with 46 appearances...with Salt Lake, held right-handers to a .186 average for the season with just one home run allowed...tallied eight consecutive scoreless appearances from July 28 to Aug. 23 (7.2 ip)...pitched to a 2.08 ERA in day games, compared with a 4.14 ERA at night...had contract selected by Angels, Aug. 26 as a substitute player on roster for series at Toronto...appeared in two games, including a scoreless inning in his Angels debut Aug. 26, and was returned to Salt Lake following the series.

2021—Exited a Spring Training start for the Angels on Feb. 28 at the Giants due to injury after facing just four batters...ultimately underwent Tommy John surgery in March and missed the entire 2021 regular season.

2020—Did not appear in a regular season game...began season with Padres at their Alternate Training Site at University of San Diego...was traded to Angels Aug. 30 in exchange for Jason Castro and was optioned to their Alternate Training Site in Long Beach for remainder of season.

2019—Totaled 27 games across six stints in Majors with Padres and ranked 10th among National League pitchers with 25 or more innings with a 13.2 strikeouts per nine innings rate...made Major League debut in relief and earned the win Apr. 12 at Arizona after retiring both of his two batters faced...became the fourth Padres reliever to earn the win in his ML debut, joining Jeremy Fikac (Aug. 16, 2001 vs. NYM), Dustin Hermanson (May 8, 1995 vs. LAD) and Larry Hardy (Apr. 28, 1974 vs. PHI)...recorded first career strikeout vs. Adam Jones...earned his second win in his third career outing, May 8 vs. Mets, which was also the 2,000th all-time ML win by a Mexican-born pitcher...in 10 September appearances, pitched to a 1.80 ERA with 15 strikeouts and no walks while holding opposing batters to a .184 average...made 34 appearances for Triple-A El Paso and held right-handers to a .184 batting average...pitched to a 0.55 ERA in 12 outings for the Chihuahuas in May and June.

2018—Posted a 2.77 ERA between Single-A Lake Elsinore and Double-A San Antonio in the regular season, combining to fan a career-high 69 batters...owned a 1.26 WHIP in 31 games with San Antonio and his one home run allowed tied for seventh fewest among all minor leaguers (min. 45 appearances)...made his first-career postseason performance in the Pacific Coast League semi-final round with Triple-A El Paso...in three appearances, combined for 3.1 innings while allowing no hits, no runs, two walks and five strikeouts...converted both of his two save opportunities...following the season, played in the Mexican Pacific Winter League for Yaquis de Obregon, finishing with a perfect 0.00 ERA...made 19 scoreless appearances (18.0 ip) and fanned 20 while walking none.

2017—Spent the entire campaign with Single-A Lake Elsinore, earning California League Midseason All-Star honors...posted a 1.56 ERA in 24 appearances (all in relief) in the first half...set career highs in appearances (47) and innings pitched (61.2) and had a career low in ERA (2.63)...ranked sixth among CL pitchers with 50 or more innings pitched in ERA.

2016—Split the season between Single-A Fort Wayne and Single-A Lake Elsinore, combining for a 3.59 ERA in 40 appearances with six saves.

2015—Spent the entire season on the injured list with a muscle tear in his right shoulder.

2014—Played in 20 games for Single-A Hudson Valley in the New York-Penn League, posting a 4.09 ERA in his first professional campaign.

PERSONAL/MISCELLANEOUS

Gerardo Reyes Ramirez Jr. was originally signed by Rays scout Pat Murphy...attended Hidalgo (Tex.) High School...pitched collegiately at Galveston College.

LIFETIME PITCHING RECORD

Year	Club	W	L	ERA	G	GS	CG	SHO	SV	IP	H	R	ER	HR	HB	BB	IBB	SO	WP	BK
2014	Hudson Valley	2	1	4.09	20	0	0	0	3	33.0	32	16	15	2	5	9	1	39	5	1
2015										(Injured — Did not pitch)										
2016	Ft. Wayne	3	2	2.10	18	0	0	0	5	25.2	23	8	6	1	2	10	2	18	3	0
	Lake Elsinore	1	3	5.00	22	0	0	0	1	27.0	24	18	15	2	3	14	1	29	3	0
2017	Lake Elsinore	3	3	2.63	47	0	0	0	5	61.2	54	22	18	3	2	31	0	65	10	0
2018	Lake Elsinore	0	1	2.20	14	0	0	0	1	16.1	11	4	4	0	2	12	1	20	0	0
	San Antonio	1	2	3.00	31	0	0	0	1	39.0	32	20	13	1	5	17	0	49	1	0
2019	El Paso	4	2	3.57	34	0	0	0	3	45.1	39	22	18	8	2	20	0	61	1	0
	SAN DIEGO	4	0	7.62	27	0	0	0	0	26.0	24	22	22	3	3	11	1	38	3	0
2020										(Minor League Season Cancelled — Did Not Pitch)										
2021										(Injured — Did not pitch)										
2022	Salt Lake	3	4	3.74	46	0	0	0	6	45.2	35	23	19	5	6	33	2	58	2	1
	LOS ANGELES (AL)	0	0	4.50	2	0	0	0	0	2.0	3	1	1	1	0	3	0	0	0	0
2023	Salt Lake	3	5	5.58	36	0	0	0	1	40.1	39	29	25	7	2	24	0	56	3	0
	LOS ANGELES (AL)	0	0	7.45	8	0	0	0	0	9.2	11	9	8	2	2	6	0	10	2	0
Major League Totals		4	0	7.41	37	0	0	0	0	37.2	38	32	31	6	5	20	1	48	5	0
Minor League Totals		20	23	3.58	268	0	0	0	26	334.0	289	162	133	29	29	170	7	395	28	2

CAREER TRANSACTIONS

2013 — Signed by the Tampa Bay Rays organization as a non-drafted free agent, August 11. **2014** — Traded to the San Diego Padres with catcher Ryan Hanigan, outfielder Wil Myers and minor league pitcher Jose Castillo for pitcher Burch Smith, catcher Rene Rivera, outfielder Steven Souza, minor league pitcher Travis Ott and minor league infielder Jake Bauers, December 19. **2020** — Traded to the Los Angeles Angels for catcher Jason Castro, August 30. **2022** — Elected free agency, November 10; re-signed by the Angels to a minor league contract, December 19. **2023** — Elected free agency, October 13; signed by the Oakland Athletics to a minor league contract, December 10.

WORLD BASEBALL CLASSIC PITCHING RECORD

Year	Club	W	L	ERA	G	GS	CG	SHO	SV	IP	H	R	ER	HR	HB	BB	IBB	SO	WP	BK
2023	Mexico	0	0	0.00	3	0	0	0	0	2.1	1	0	0	0	0	1	0	3	0	0

REYES' CAREER BESTS

Low Hit Complete Game: None

Innings Pitched: 2.0 (four times), last: July 22, 2023 vs. Pittsburgh

Strikeouts: 4 (twice), last: September 14, 2019 at Colorado

Pitches: 35, July 22, 2023 vs. Pittsburgh

Longest Winning Streak: 4, April 12, 2019 to present

Longest Losing Streak: None

Longest Scoreless Streak: 4.1, September 24, 2019 to August 26, 2022

**LEFT-HANDED PITCHER****Height/Weight:** 6-2 / 170**Bats/Throws:** Left / Left**Birthdate:** April 29, 1998**Opening Day Age:** 25**Birthplace/Resides:** Imbert, Dominican Republic / Imbert, Dominican Republic**Major League Service:** None**Obtained:** Signed to a minor league contract, December 4, 2023**Contract Status:** First year of a one-year contract through 2024[Updated Stats](#)**NON-ROSTER INVITEE****CAREER HIGHLIGHTS**

Is 44-60 with three saves and a 4.37 ERA in 171 games, including 143 starts, in eight minor league seasons in the Pittsburgh (2015-20), St. Louis (2020-22) and Atlanta (2023) farm systems...has just 623 strikeouts in 812.1 innings (6.90 strikeouts per nine innings) but has walked just 216 (2.39 per nine innings)...was originally signed by the Pirates as a non-drafted free agent on July 2, 2014 and was dealt to the Cardinals for international bonus cash during the pandemic season of 2020.

2023 HIGHLIGHTS

- Spent most of the season at Double-A Mississippi where he was 9-7 with a 3.39 ERA in 23 games, including 22 starts...also made three appearances, including two starts, in his Triple-A debut with Gwinnett where he went 0-2 with a 10.24 ERA in three games, two starts...was a combined 9-9 with a 3.91 ERA and .673 opponents OPS in 26 games, including 24 starts, overall.
- Struck out a career-high 131 batters in 129.0 innings (9.14 strikeouts per nine innings)...walked 38 (2.65 per nine innings) for a strikeout-to-walk ratio of 3.45...allowed 10 home runs (0.70 per nine innings).
- Matched his career highs in wins, hit batters (7) and wild pitches (12).
- Ranked fourth in the Southern League in ERA (3.39), tied for fourth in wins (9) and eighth in innings pitched (119.1).
- Led the Braves farm system in innings pitched, ranked second in strikeouts, tied for second in wins, third in games started and fourth in ERA.
- Allowed a .255 opponents batting average, which broke down to .247 (41-for-166) with a .572 OPS against left-handed hitters compared to .258 (85-for-329) with a .725 OPS against right-handers...surrendered all 10 of his home runs to right-handed hitters and has yielded 21 of his 22 home runs over the last two years to righties.
- Combined to go 4-7 with a 4.86 ERA and .735 opponents OPS in 15 games in his home ballparks...was 5-2 with a 2.62 ERA and .587 OPS in 11 games on the road.
- Posted a 3.17 ERA over innings 1-4, a 5.86 ERA from the fifth inning on.
- Had a .229 opponents batting average the first time through the order, .254 the second time and .300 with five of his 10 home runs after that.
- Held the opponents number one hitter in the order to a .172 batting average and .254 on-base percentage...however, the three hitter batted .383.
- Yielded a .152 average and five of his 10 home runs with two strikes.
- Tossed at least 6.0 innings in 10 of his 24 starts, but his longest outing of the season was 7.0 innings in relief...walked one batter or fewer in 14 of his 26 appearances.
- Pitched for Estrellas in the Dominican Winter League following the season and went 1-1 with a 6.97 ERA in five games, including four starts.
- **DAY-BY-DAY:** Began the season at Gwinnett and was the losing pitcher in his Triple-A debut, a 3-0 loss at Norfolk on April 6 (4.0 ip, 7 h, 1 r, 1 er, 7 so)...then allowed a season-high seven runs in 3.2 innings for the loss on April 12 against Memphis...recorded his 500th career strikeout as a minor leaguer in that game...was 0-2 with a 9.39 ERA in two starts with Gwinnett when he was sent to Mississippi on April 13...took the loss in his first start at Double-A but then went

3-0 with a 0.75 ERA over his next four games, three starts...the one relief appearance during the streak came on May 5 at Pensacola and he tossed a season-high 7.0 scoreless innings for the win (3 h, 1 bb, 7 so)...that effort earned him Southern League Pitcher of the Week honors for the week ending on May 7...struck out a career-high tying 11 batters in 6.0 innings in the second game of a May 13 doubleheader against Chattanooga...then went 1-3 with a 6.29 ERA over his next five starts from May 19-June 11...began that stretch with three wild pitches and three balks in 4.2 innings on May 19 at Montgomery...was 2-2 with a 2.20 ERA, .196 opponents batting average and .454 OPS in five games, four starts, in May...did not allow a home run in 28.2 innings and struck out 39...ranked sixth in the minors in strikeouts in May...yielded a season-high tying seven runs on a season-high nine hits in 4.2 innings on June 6 against Biloxi but had a no decision in a 9-8 win...had his second three-game losing streak of the season over a five-start stretch from June 23 to July 25 (5.26 ERA)...logged a season-high 96 pitches in 5.0 innings of work in a 5-2 loss to Montgomery on July 8...went 4-0 with a 2.58 ERA and .216 opponents batting average over his final eight games beginning July 30...was 1-0 with a 1.50 ERA in three starts in August...was transferred back to Gwinnett on Sept. 24 and pitched in relief that day against Durham in his final outing of the season (2.0 ip, 3 h, 3 r, 3 er, 3 bb, 1 so).

CAREER

2022—Pitched the entire season for Double-A Springfield for the second consecutive year and was 5-5 with a save and a 6.14 ERA in 30 games, including 10 starts...it is the only time in his career he had more relief appearances (20) than starts...the games pitched were a career high as was his ERA, runs (77), walks (42) and balks (7)...had a .289 opponents batting average, which broke down to .252 with a .678 OPS against left-handed hitters compared to .306 with an .862 OPS against right-handers...surrendered 11 of his 12 home runs to righties...was 2-2 with a 4.38 ERA and .721 opponents OPS in his 10 starts, 3-3 with a 7.67 ERA and .868 OPS in 20 relief appearances...allowed 9-of-18 (50.0%) inherited runners to score...first batters faced were 4-for-15 (.267) with three walks and two sacrifice flies...was 3-1 with a 3.92 ERA and .636 OPS in 14 games on the road, 2-4 with an 8.54 ERA and .956 OPS in 16 games at home...tossed at least two innings in 27 of his 30 appearances...went 1-2 with a 4.08 ERA over his first nine games, all starts...20 of his final 21 appearances came out of the bullpen...tossed 8.0 scoreless innings and allowed just one hit in a 4-0 win at Arkansas in his second start on April 16 (3 bb, 3 so)...earned his third career save with 4.0 scoreless innings of relief on July 8 at Arkansas (1 h, 3 so)...struck out a season-high seven batters in 4.0 innings in his penultimate outing of the season on Sept. 11 against San Antonio.

2021—Spent the entire season at Double-A Springfield where he was 3-10 with a complete game, a save and a 6.09 ERA in 23 appearances, including 21 starts...surrendered a career-high tying 18 home runs...walked just 24 batters in 91.2 innings, an average of 2.36 per nine innings...tied for fourth in the Texas League in games started...tied for third in the Cardinals farm system in starts and ranked 10th in innings pitched...allowed a .303 opponents batting average, which included .286 with a .823 OPS against right-handed hitters compared to .339 with a .945 OPS against left-handers...opponents hit .258 with the bases empty, .368 with runners on...13 of his 18 home runs were solo shots...allowed a .378 batting average with runners in scoring position...was 1-4 with a 4.70 ERA in 10 starts at home, 2-6 with a 7.09 ERA in 13 games on the road...yielded 13 of his 18 home runs on the road...had his first career 10-strikeout game on May 15 at Arkansas City when he fanned 10 batters in 5.2 innings...earned the second save of his career in his first relief appearance on July 18 at Frisco when he tossed 2.0 scoreless and hitless innings (0 bb, 2 so)...had a complete game loss in the first inning of an Aug. 27 doubleheader at Northwest Arkansas (6.0 ip, 10 h, 8 r, 7 er, 1 bb, 4 so).

2020—Did not pitch as the minor league season was cancelled due to the pandemic...was traded to the St. Louis Cardinals organization for international bonus cash on Sept. 20.

2019—Ranked first in the Eastern League in complete games (3) and tied for first in shutouts (2)...the three complete games were the second-most in a single-season in Curve history and tied for second in all of minor league baseball for the season...ranked third among Pirates farmhands in strikeouts (124)...had a nine-inning five-hit shutout on Aug. 26 against Akron (1 bb, 5 so)...the

9.0 innings are a career high...was named the Eastern League Pitcher-of-the-Week for the week of Aug. 26 to Sept. 2...was named to the Pirates organizational All-Star Team by MiLB.com.

2018—Ranked seventh in the South Atlantic League in ERA (2.97) and fifth among starting pitchers in fewest walks per nine innings (2.03)...ranked fourth among all Pirates minor leaguers in ERA (3.33).

2017—Ranked eighth in the Appalachian League in ERA (4.83), first in starts (14) and innings pitched (69.0)...was second in fewest walks per nine innings (2.09) and fewest baserunners per nine innings (11.87) among starters and fourth among starting pitchers in batting average against (.265).

2016—Pitched for the Pirates Gulf Coast League squad in his first season in the United States and was 1-2 with a 4.25 in nine games, including five starts...walked just four batters in 36.0 innings (1.00 per nine innings).

2015—Made his professional debut with the Pirates Dominican Summer League team and was 4-6 with a 3.95 ERA in 15 starts.

PERSONAL/MISCELLANEOUS

Domingo Adrian Robles (Domingo)...was originally signed by Pirates scouts Rene Gayo, Juan Mercado & Victor Santana.

LIFETIME PITCHING RECORD																						
Year	Club	W	L	ERA	G	GS	CG	SHO	SV	IP	H	R	ER	HR	HB	BB	IBB	SO	WP	BK		
2015	DSL Pirates	4	6	3.95	15	15	0	0	0	68.1	74	43	30	4	4	20	0	44	12	2		
2016	GCL Pirates	1	2	4.25	9	5	0	0	1	36.0	40	19	17	3	4	4	0	18	1	0		
2017	Bristol	4	8	4.83	14	14	0	0	0	69.0	75	49	37	5	0	16	0	51	5	3		
2018	West Virginia	9	6	2.97	21	21	0	0	0	115.0	118	60	38	8	4	26	0	88	4	2		
	Bradenton	0	3	4.76	5	5	0	0	0	28.1	32	15	15	1	0	10	0	19	0	0		
2019	Bradenton	5	5	2.61	10	10	0	0	0	62.0	47	22	18	5	4	15	0	47	3	1		
	Altoona	4	6	4.02	18	18	3	2	0	103.0	113	51	46	13	3	21	0	77	3	2		
2020	(Minor League Season Cancelled — Did Not Pitch)																					
2021	Springfield	3	10	6.09	23	21	1	0	1	91.2	115	74	62	18	3	24	0	78	4	3		
2022	Springfield	5	5	6.14	30	10	0	0	1	110.0	127	77	75	12	6	42	0	70	4	7		
2023	Mississippi	9	7	3.39	23	22	0	0	0	119.1	109	53	45	9	5	32	0	119	10	6		
	Gwinnett	0	2	10.24	3	2	0	0	0	9.2	17	11	11	1	2	6	0	12	2	0		
Minor League Totals		44	60	4.37	171	143	4	2	3	812.1	867	474	394	79	35	216	0	623	48	26		

CAREER TRANSACTIONS

2014 — Signed by the Pittsburgh Pirates organization as a non-drafted free agent, July 2. **2020** — Traded to St. Louis Cardinals for international bonus cash, September 20. **2022** — Elected free agency, November 10. **2023** — Signed by the Atlanta Braves to a minor league contract, January 9. Elected free agency, November 6; signed by the Oakland Athletics to a minor league contract, December 4.

**OUTFIELDER****Height/Weight:** 6-4 / 225**Bats/Throws:** Right / Right**Birthdate:** November 1, 1994**Opening Day Age:** 29**Birthplace/Resides:** Germantown, Tennessee / Germantown, Tennessee**Major League Service:** 2 years, 59 days**Obtained:** Claimed off waivers from Kansas City, November 17, 2022**Contract Status:** First year of a one-year contract through 2024[@Brent_Rooker19](#)[brent_rooker19](#)[Updated Stats](#)**CAREER HIGHLIGHTS**

Batted .246 with 30 home runs and 69 RBI in 137 games in his first season with Oakland in 2023 after hitting .200 with 10 home runs and 23 RBI in 81 games in three seasons with Minnesota (2020-21), San Diego (2022) and Kansas City (2022)...was named to his first American League All-Star team in 2023...has a .269 average with 102 home runs and 314 RBI in 402 games in five seasons in the minors...was drafted by Minnesota in the 38th round in 2016, did not sign, and ended up as the Twins Compensation Round A selection following the first round of the 2017 draft...was traded to the Padres two days before the start of the 2022 season, was dealt to Kansas City on Aug. 2 and claimed off waivers by the A's on Nov. 17...was ranked as the Twins 12th-best prospect by MLB.com in 2020...named to the Twins organization All-Star team from 2017-19...named the sixth-best prospect in the Twins system by *Baseball America* entering 2019...led the Southern League in RBI in 2018.

2023 HIGHLIGHTS

- Had his breakthrough season in his fourth year in the majors, batting .246 with 30 home runs, 69 RBI and an .817 OPS in 137 games...had a .200 average, 10 home runs and 23 RBI in 81 games over his first three seasons.
- Was named to the American League All-Star team.
- Became the 24th player (48th time) in Oakland history to hit 30 or more home runs in a season...his 30 home runs are eighth most in Oakland history by a player with fewer than 140 games played.
- Led the A's in home runs, RBI, extra base hits (51), games, at bats (463) and strikeouts (172) and tied for the lead in hits (114)...the hits are the fewest by a team-leader in Athletics history and his 137 games played were the fewest by a team-leader in a 162-game season...his 69 RBI were the fewest since Rick Monday led the A's with 58 in their final season in Kansas City in 1967...also led the A's with 526 plate appearances and was the only Athletic with enough plate appearances to qualify for the batting title...that marks the first time in Athletics history the A's had fewer than three such players.
- His 172 strikeouts tied for 10th most in the majors and were seventh most in Athletics history.
- Batted .279 (53-for-154) with an .874 OPS against left-handed pitchers compared to .230 (71-for-309) with a .789 OPS against right-handers.
- Hit 13 home runs in 57 day games, 17 in 80 night games...tied for 10th in the majors in home runs during the day.
- Slugged 18 home runs as the designated hitter, which tied for sixth most in the majors among designated hitters.
- Had a .246 batting average before the All-Star Break, .246 after the break.
- Batted .167 with runners in scoring position, which was the lowest mark in the majors...it was fifth lowest in Oakland history (min. 100 PA with RISP) and the lowest since Jack Hannahan hit .155 in 2008.
- Hit .284 with 10 home runs, 19 RBI and a .893 OPS in 40 interleague games...batted .185 against American League West competition.

- Hit seven home runs in the sixth inning, which tied for second most in the majors...has 10 of his 40 career home runs in the sixth inning.
- Started a team-leading 71 games at designated hitter...also made 27 starts in left field and 25 in right field...committed three errors as a right fielder and one as a left fielder and had a .967 fielding percentage in 58 games in the outfield overall...had three assists.
- Was 3-for-12 (.250) with two walks and a RBI as a pinch hitter.
- Started games at every spot in the order from second through seventh, including a team-leading 60 starts hitting third.
- **DAY-BY-DAY:** Was on the Opening Day roster for the first time in his four seasons in the majors...went 0-for-7 over his first three games...then hit safely in a season-high five consecutive contests from April 8-14, going 9-for-19 (.474) with four home runs and 11 RBI...it was his first of three five-game hitting streaks (May 8-12, July 26-Aug. 1)...homered in three consecutive games (four home runs total) for the first time in his career, April 12-14...had his first career two-homer game and added a career-high five RBI April 13 at Baltimore...had his second two-homer game April 24 at Los Angeles (AL)...the home runs came in the first and third innings and preceded home runs by Jesús Aguilar...it marked the first time in Athletics history the same two players hit back-to-back home runs twice in the same game...reached base safely five times on April 28 against Cincinnati when he went 3-for-3 with a walk and hit by pitch...posted the same numbers again on July 9 at Boston...was named American League Player of the Week for the week of April 24-30...went 10-for-24 (.417) with eight runs scored, a double, five home runs and 11 RBI in seven games...added six walks and two hit by pitches for a .545 on-base percentage, slugged 1.083 and had a 1.629 OPS...hit .358 with nine home runs, 22 RBI and a 1.262 OPS in 21 games in April...led the majors in slugging (.791) and OPS (1.262) in April, ranked second in on-base percentage (.471), third in batting, tied for fourth in home runs and tied for eighth in RBI...the home runs tied for seventh most in Oakland history in April...then hit combined to hit .195 with four home runs and 17 RBI in 49 games in May and June...matched his career-high with four strikeouts May 2 against Seattle...stole the first base of his career May 7 at Kansas City and was a perfect 4-for-4 in stolen base attempts in 2023...had his first career game-ending RBI May 12 against Texas, a three-run home run in the bottom of the 10th inning off Brock Burke in the A's 9-7 win...that gave him a .319 batting average, 11 home runs, 29 RBI and a 1.100 OPS over his first 33 games...then hit .169 with two home runs, 10 RBI and a .522 OPS over his next 38 games from May 13-June 30...had his fourth career four-strikeout game May 19 at Houston...hit .198 in 28 games in May and set an Athletics record for strikeouts in May (38)...went 1-for-30 over a nine-game stretch from June 15-28, which included career-long 0-for-19 streak from June 18-28...had his first career triple June 30 against Chicago (AL)...finished June with a .191 batting average but then hit .283 in July...was named to the AL All-Star team after finishing second in player voting at designated hitter behind Shohei Ohtani...it was his first career All-Star selection...went 7-for-23 (.304) with three home runs and five RBI in his final seven games before the break after learning of his selection...was 1-for-2 with a double as a defensive replacement in left field in the All-Star Game on July 11 at Seattle...became the first Athletic with an extra base hit in the ASG since Terry Steinbach doubled in 1993...had his second walk-off home run of the season and his career on Aug. 21 against Kansas City, a two-run shot in the A's 6-4 win...went 7-for-27 (.259) over nine-game stretch from Sept. 11-22 but six of the hits were home runs...homered in three consecutive games for the second time in his career, Sept. 20-22.

CAREER

2022—Was in the Twins organization during the spring, was traded to the Padres prior to the start of the season and was later dealt to Kansas City at the trading deadline...spent most of the season at Triple-A but also had four stints with San Diego and Kansas City and combined to go 4-for-32 (.125) with two RBI in 16 games...was 3-for-20 (.150) against left-handed pitchers, 1-for-12 (.083) against right-handers...started five games in left field and four at designated hitter...also went 1-for-6 (.167) with a walk as a pinch hitter...also hit .289 with 28 home runs, 87 RBI and a 1.044 OPS in 81 games with El Paso and Omaha...tied for seventh among all Triple-A hitters in home runs, ranked 10th in extra base hits (55) and tied for 10th in RBI...had minor league career highs in batting, slugging (.649), OPS (1.044), home runs and RBI...batted .321 with an 1.176 OPS against left-handed pitchers compared to .278 with a .999 OPS against right-handers...hit .311 with runners in scoring position...connected for 19 of his 28 home runs with runners on

base...was 3-for-10 (.300) with two grand slams, 17 RBI and four walks with the bases loaded... hit .327 with 19 of his 28 home runs in 42 games in his home ballparks compared to .247 on the road...had a .425 batting average, nine home runs, 24 RBI and a 1.799 OPS in the eighth inning... started 41 games in left field, 22 in right field and 17 at designated hitter...committed three errors, all as a left fielder...had one assist...batted .312 as an outfielder, .190 as the designated hitter...also walked in his only pinch hitting appearance...hit in every spot in the order except seventh and ninth and saw his most action with 42 games hitting cleanup...was with the Minnesota Twins organization during the spring but was traded to San Diego with Taylor Rogers and cash for Chris Paddack, Emilio Pagan and a PTBNL two days before the start of the season on April 6...was assigned to Triple-A El Paso and hit .272 with 19 home runs and 55 RBI in 61 games with the Chihuahuas...was placed on the injured list April 18 with a strained right rotator cuff... was reinstated on May 10 and hit .270 with seven home runs and 19 RBI over his first 16 games following his return...had two home runs and five RBI May 28 against Sugar Land...it was his fourth career multi-homer game and the RBI were a season-high...stole two bases in a game for the second time in his career on May 30 at Salt Lake (also July 13, 2018 vs. Montgomery)...was recalled by San Diego on June 3 but did not appear in a game before he was sent back to El Paso the next day...was called up as an additional player on June 11 but did not play before being sent back the same day...hit .338 with 11 doubles, five home runs and 19 RBI over his first 20 games following his return...had his fifth career multi-homer game when he went 3-for-4 with a double, two home runs and three RBI on June 15 against Las Vegas...connected for his first of two grand slams on July 4 at Sugar Land...was recalled by San Diego a third time on July 8 and went 0-for-7 in two games against San Francisco before he was optioned back to El Paso on July 11...went 2-for-4 with two home runs and three RBI in his first game back on July 13 against Round Rock for his sixth career multi-homer game...was traded to Kansas City for Cam Gallagher on Aug. 2...was assigned to Triple-A Omaha following the trade and batted .338 with nine home runs and 32 RBI in 20 games with the Storm Chasers...hit safely in 10 consecutive minor league games from Aug. 4 to Sept. 16 (15-for-42, .357)...went 9-for-20 (.450) with a double, three home runs and seven RBI over his first five games with Omaha before he was recalled by Kansas City on Aug. 10...had two hits in his Royals debut against the Dodgers on Aug. 13 but then went 2-for-22 (.091) over his next 13 games and was optioned to Omaha on Sept. 9...went 18-for-60 (.300) with six home runs and 25 RBI over his final 15 games...homered in three straight games, Sept. 23 to 26...was named International League Player of the Week for the week ending Sept. 25 after going 9-for-19 (.474) with seven runs, three doubles, three home runs, 11 RBI and five walks in five games...then hit his second grand slam of the season on Sept. 26 at St. Paul.

2021—Began the season on Minnesota's Taxi Squad after being optioned from Twins spring training on March 29...was recalled on April 3 when Josh Donaldson went on the injured list... played in just three games for the Twins from April 4-6, going 1-for-11 with one RBI, before he was placed on 10-day injured list with a cervical sprain on April 7...was reinstated on April 20 and played in just five more games with the Twins before he was optioned to Triple-A St. Paul on April 29...homered in three-straight games from June 19-22 and finished June with nine home runs in 24 games...went 4-for-6 with a double, three home runs and seven RBI on July 13 vs. Columbus... named Twins minor league Player of the Week on July 18, hitting .308 (8-for-26) with one double, five home runs, 13 RBI and a 1.290 OPS...hit .258 with nine doubles, one triple, 18 home runs, 41 RBI and a .974 OPS in 51 games from June 2-July 31 and was recalled from Triple-A St. Paul on July 23, spending the rest of the season with Minnesota...hit 20 home runs in 62 games overall for the Saints, tied for fourth most among all Twins farmhands...recorded his first three-hit game on July 27 vs. Detroit, hitting one double and two singles...set a career high with four hits in five at-bats, including one home run and two RBI, on Aug. 13 vs. Tampa Bay...placed on the paternity list from Sept. 13-16 as he and his wife, Allie, had their first child, daughter Blair Evelyn, on Sept. 13...went 2-for-4 with a double, home run and two RBI in his first game back on Sept. 17 at Toronto...played 38 games (35 starts) in left field and eight games (7 starts) in right field...combined to hit .225 with 18 doubles, one triple, 29 home runs, 65 RBI and an .820 OPS in 120 games between St. Paul and Minnesota...was hit by a pitch nine times, which was second most by a Twins rookie in a single season, trailing only Marty Cordova's 10 in 1995...ranked second among American League rookies in hit by pitches and fifth in the majors.

2020—Began the season in the Twins Player Pool in St. Paul...had his contract selected Sept. 4 when Max Kepler went on the injured list...made Major League debut Sept. 4 in Game 1 of a doubleheader against Detroit, going 0-for-1 with a hit-by-pitch, while hitting seventh and starting in left field...recorded his first career RBI in Game 2 of the doubleheader, singling in Jorge Polanco in the third inning off Detroit starter Tyler Alexander...hit his first career home run Sept. 8 at St. Louis, a two-run shot off Daniel Ponce de Leon in the second game of the doubleheader...suffered a fractured right forearm after being hit by pitch Sept. 12 against Cleveland by Zach Plesac...was placed on the 10-day injured list the next day, ending his season...reached base safely in all seven games played on the season and hit safely in his final six games prior to his IL stint...ranked as the Twins 12th-best prospect by MLB.com.

2019—Was an invite to Twins spring training, the first of career...was reassigned to minor league camp March 8 and began the season at Triple-A Rochester...was named Twins minor league Player of the Week June 23, hitting .429 (9-for-21) with two doubles, three home runs, 10 RBI, four walks and a 1.488 OPS for the Red Wings...hit .337 with nine doubles, six home runs, 28 RBI, 27 walks and a 1.120 OPS in 30 June games...was named an International League Midseason All-Star...was placed on the 7-day injured list with a right groin contusion July 14...finished the season playing in two rehab games with the GCL Twins in late August...played all his games defensively in left field (56 games, 55 starts)...hit .312 against right-handed pitching and .203 against left-handed pitching...was named an outfielder on the Twins MiLB.com organization All-Star team...played for Team USA in the WBSC Premier12 in November, hitting .300 (6-for-20) with one double, three home runs, five RBI and three runs scored.

2018—Spent the entire season with Double-A Chattanooga...named the Twins minor league Player of the Week three times: May 19, June 9 and July 29...named as a Southern League All-Star...named Southern League Player of the Week July 29, hitting .407 (11-for-27) with two doubles, three home runs, six RBI and six walks in seven games...played 47 games (46 starts) at first base and 44 games (all starts) in left field...led the Lookouts in games (130), hits (128), home runs (22), RBI (79), doubles (32), walks (56) and total bases (234)...led the Southern League in RBI, ranked second in home runs, total bases and hits and fourth in games...named to MiLB.com's Organization All-Star team...named the sixth best prospect in the Twins system by *Baseball America* following the season.

2017—Began the season with Rookie-Level Elizabethton...hit two home runs in his first four games with the E-Twins...transferred to High-A Fort Myers July 18...was named Florida State League Player of the Week twice: Aug. 13 and Aug. 27...was named Twins minor league Player of the Week Aug. 12...named Twins minor league Player of the Month for August, hitting .341 with four doubles, nine home runs and 31 RBI in 23 games...following the season, was named an MiLB.com organization All-Star.

PERSONAL/MISCELLANEOUS

Terry Brent Rooker, Jr. was originally signed by Twins scout Derrick Dunbar...his wife, Allie, is an emergency room nurse...has a daughter, Blair...graduate of Evangelical Christian School in Germantown, TN...also led ECS to the Division 2-A State Championship Game in football as the starting quarterback...named a 2013 Tennessee Mr. Football finalist after setting 18 school records...also played on the basketball team...played three seasons of baseball at Mississippi State University from 2015-17, hitting .344 with 104 runs scored, 48 doubles, five triples, 36 home runs and

148 RBI in 159 games...won the SEC Triple Crown in 2017 after hitting .387 with 23 home runs and 48 RBI in 67 games and earned SEC Player of the Year and First-Team All-SEC honors.

LIFETIME PLAYING RECORD

Year	Club	AVG.	G	AB	R	H	2B	3B	HR	RBI	SH	SF	HP	BB	SO	SB	CS	OBP	SLG	E
2017	Elizabethton	.282	22	85	19	24	5	0	7	17	0	2	1	11	21	2	2	.364	.588	0
	Fort Myers	.280	40	143	23	40	6	0	11	35	0	0	3	16	47	0	0	.364	.552	1
2018	Chattanooga	.254	130	503	72	128	32	4	22	79	0	4	5	56	150	6	1	.333	.465	8
	GCL Twins	.333	2	6	2	2	0	0	0	0	0	0	0	1	0	0	0	.429	.333	0
2019	Rochester	.281	65	228	41	64	16	0	14	47	0	1	10	35	95	2	0	.398	.535	1
	MINNESOTA	.316	7	19	4	6	2	0	1	5	0	0	2	0	5	0	0	.381	.579	0
2020	St. Paul	.245	62	220	40	54	8	1	20	49	0	3	6	38	80	1	2	.367	.564	1
	MINNESOTA	.201	58	189	25	38	10	0	9	16	0	0	9	15	70	0	0	.291	.397	1
2021	El Paso	.272	61	228	55	62	19	0	19	55	0	2	6	37	78	5	1	.385	.605	2
	SAN DIEGO	.000	2	7	0	0	0	0	0	0	0	0	0	0	4	0	0	.000	.000	0
2022	Omaha	.338	20	80	16	27	8	0	9	32	0	0	3	9	25	0	1	.424	.775	1
	KANSAS CITY	.160	14	25	1	4	1	0	0	2	0	0	1	3	7	0	0	.276	.200	0
2023	OAKLAND	.246	137	463	61	114	20	1	30	69	0	4	10	49	172	4	0	.329	.488	4
Major League Totals		.230	218	703	91	162	33	1	40	92	0	4	22	67	258	4	0	.315	.451	5
Minor League Totals		.269	402	1493	268	401	94	5	102	314	0	12	34	203	496	16	7	.366	.543	14

CAREER TRANSACTIONS

2016 — Selected by the Minnesota Twins organization in the 38th round of the First-Year Player Draft, did not sign. **2017** — Selected by the Minnesota Twins organization in Compensation Round A following the 1st round of the First-Year Player Draft (35th selection overall). **2020** — On the injured list, September 13 to 27. **2021** — On the injured list, April 7 to 19. On paternity list, September 13 to 16. **2022** — Traded to the San Diego Padres with pitcher Taylor Rogers and cash considerations for pitchers Chris Paddack and Emilio Pagan for a player to be named later (minor league pitcher Brayan Medina), April 6. Traded to Kansas City for catcher Cam Gallagher, August 2. Claimed off waivers by the Oakland Athletics, November 17.

ALL-STAR GAME RECORD

Year	Club/Site	AVG.	G	AB	R	H	2B	3B	HR	RBI	SH	SF	HP	BB	SO	SB	CS	OBP	SLG	E
2023	AL/Sea.	.500	1	2	0	1	1	0	0	0	0	0	0	0	0	0	0	.500	1.000	0

ROOKER'S CAREER BESTS

Hits: 4, August 13 2021 vs. Tampa Bay
 Home Runs: 2 (twice), last: April 24, 2023 at Los Angeles (AL)
 Runs Batted In: 5, April 13, 2023 at Baltimore
 Stolen Bases: 1 (four times), last: September 27, 2023 at Minnesota
 Hitting Streak: 6, September 4 to 12, 2020
 Hitless Streak (At Bats): 19, June 18 to 28, 2023
 Game Ending RBI: 2, August 21, 2023 vs. Kansas City (home run); May 12, 2023 vs. Texas (home run)
 Grand Slams: None
 Pinch-Hit Home Runs: None
 Inside-The-Park Home Runs: None
 Lead Off Home Runs: None

**OUTFIELDER****Height/Weight:** 6-1 / 195**Bats/Throws:** Left / Left**Birthdate:** October 22, 1999**Opening Day Age:** 24**Birthplace/Resides:** Santo Domingo Centro, Dominican Republic / Santo Domingo Este, Dominican Republic**Major League Service:** None**Obtained:** Signed to a minor league contract, November 22, 2023**Contract Status:** First year of a one-year contract through 2024 [Updated Stats](#)**NON-ROSTER INVITEE****CAREER HIGHLIGHTS**

Has played for three different organizations in six seasons in the minors and is a .248 career hitter with 31 home runs and 215 RBI in 597 games...also has 378 walks for a .365 on-base percentage...is 71-for-112 (63.4%) in stolen base attempts...has played 407 games in center field, 112 in right field and 57 in left field...was originally signed by San Diego out of the Dominican Republic in 2016 and spent three seasons in the Padres farm system before he was traded to the Red Sox in 2020...played one season at Portland in 2021 and two with Somerset in the Yankees organization (2022-23) before signing a minor league deal with the A's following the 2023 season.

2023 HIGHLIGHTS

- Spent the entire year at Double-A Somerset in the Yankees organization for the second consecutive season and hit a career-low .218 with 10 home runs and a career-high 47 RBI in 106 games.
- Added 78 walks for a .360 on-base percentage...tied for second in the Yankees farm system in walks.
- Struck out a career-high 127 times.
- Stole 11 bases and has reached double figures in steals in each of his five full minor league seasons.
- Ranked third in the Eastern League in walks and ninth in on-base percentage...also tied for eighth in most strikeouts.
- Hit .223 (63-for-283) with all 10 of his home runs, 46 of his 47 RBI and a .726 OPS against right-handed pitchers compared to .197 (12-for-61) with a .658 OPS against left-handers.
- His average improved to .261 with runners in scoring position.
- Hit five home runs in 18 day games and five home runs in 88 night games.
- Batted .123 with two strikes.
- Started 51 games in right field, 31 in left field, 14 in center field and nine at designated hitter...had eight assists, which tied for seventh most in the Eastern League...committed one error in 97 games overall in the outfield for a .994 fielding percentage.
- Made starts at every spot in the order except first and second...had his most starts batting seventh (29) and eighth (22).
- DAY-BY-DAY:** Went 0-for-14 over his first five games...played in the 500th game of his career on April 18 against New Hampshire and went 0-for-1 with a career-high four walks and three runs scored...had his first career two-homer game on April 23 against New Hampshire and matched his career high with four RBI...finished April with a .145 batting average and then hit .150 in May...was batting .147 with a .306 on-base percentage over his first 40 games through June 4...then hit safely in seven straight games from June 6-13 (.391)...stole a career-high tying two bases on June 10 at Hartford...reached base safely in 26 of 27 games from June 24 to Aug. 6...batted .289 with a .429 on-base percentage over that span...went 0-for-4 with a career-high tying four strikeouts June 28 at Bowie...hit his ninth home run of the season in his 60th game the next day...would homer just once over his final 46 contests...went 17-for-53 (.321) with 11 doubles and 11 walks (.438 on-base percentage) over a 16-game stretch from July 5 to Aug. 2...then went 1-for-21 with six walks over his next seven games...doubled on July 30 against Bowie for the 500th hit of his career...hit .304 in 17 games in July and added

14 walks for a .443 on-base percentage...followed that up by batting .216 in 17 games in August but walked 17 times for a .400 on-base percentage...had a season-best eight-game hitting streak from Aug. 24-Sept. 10 (12-for-32, .375)...went 1-for-3 in two postseason games for the Patriots.

CAREER

2022—Batted .243 with 46 runs, 19 doubles, four triples, 11 home runs, 39 RBI, 64 walks and 12 stolen bases in 104 games with Double-A Somerset...ranked sixth among Yankees farmhands in walks and tied for eighth in doubles...was tied for first in the Eastern League in walks and ranked seventh in on-base percentage (.363).

2021—Entered the season ranked by *Baseball America* as the “Best Defensive Outfielder” in the Red Sox system...tied for sixth in the Double-A Northeast with 50 walks.

2020—Did not play as the minor league season was cancelled due to the pandemic...was traded to the Boston Red Sox with infielder Hudson Potts for infielder Mitch Moreland on Aug. 30.

2019—Spent the entire season at Single-A Elsinore...led High-A players in walks (87) and ranked ninth in on-base percentage (.372).

2018—Batted .271 with three home runs and 34 RBI in 117 games in his first full season with Ft. Wayne...stole 18 bases and walked 66 times for a .368 on-base percentage.

2017—Hit .299 with a home run and 24 RBI in 31 games with the Padres affiliate in the Arizona Rookie League in his professional debut.

PERSONAL/MISCELLANEOUS

Jeisson Antonio Rosario Mora.

LIFETIME PLAYING RECORD

Year	Club	AVG.	G	AB	R	H	2B	3B	HR	RBI	SH	SF	HP	BB	SO	SB	CS	OBP	SLG	E
2017	AZL Padres	.299	52	187	31	56	10	0	1	24	1	2	1	33	36	8	6	.404	.369	5
2018	Ft. Wayne	.271	117	436	79	118	17	5	3	34	8	6	5	66	108	18	12	.368	.353	3
2019	Lake Elsinore	.242	120	430	67	104	14	4	3	35	4	1	3	87	114	11	4	.372	.314	13
2020	(Minor League Season Cancelled — Did Not Play)																			
2021	Portland	.232	98	345	48	80	15	1	3	36	2	3	5	50	113	11	7	.335	.307	8
2022	Somerset	.243	104	362	46	88	19	4	11	39	0	2	5	64	82	12	7	.363	.409	7
2023	Somerset	.218	106	344	50	75	17	0	10	47	1	5	1	78	127	11	5	.360	.355	1
Minor League Totals		.248	597	2104	321	521	92	14	31	215	16	19	20	378	580	71	41	.365	.349	37

CAREER TRANSACTIONS

2016 — Signed by the San Diego Padres as a non-drafted free agent, July 2. **2020** — Traded to the Boston Red Sox with infielder Hudson Potts for infielder Mitch Moreland, August 30. **2022** — Claimed off waivers by the New York Yankees, March 26. **2023** — Elected free agency, November 6; signed by the Oakland Athletics to a minor league contract, November 22.

OUTFIELDER

Height/Weight: 6-0 / 200

Birthdate: February 15, 1999

Birthplace/Resides: Azua, Dominican Republic / Azua, Dominican Republic

Major League Service: 1 year, 29 days

Obtained: Acquired from Milwaukee in a three-team, nine-player trade, December 12, 2022

Contract Status: First year of a one-year contract through 2024

[@RuizEsteury](#) [esteuryruiz](#) [Updated Stats](#)



CAREER HIGHLIGHTS

Was acquired by the A's in a three-team, nine-player trade following the 2022 season and is a .248 career hitter with five home runs, 49 RBI and 68 stolen bases in 149 games in two seasons with the Padres (2022), Brewers (2022) and A's (2023)...set an American League rookie record with 67 stolen bases in 2023...is a .286 hitter with 54 home runs, 263 RBI and 263 stolen bases in 526 games in the minors...played mostly second base over his first four seasons but has played exclusively in the outfield in three seasons since the pandemic...has played every position except pitcher, catcher and first base in his career...led all of minor league baseball with 85 stolen bases in 2022...led the Midwest League with 49 stolen bases in 2018...was named the Most Valuable Player of the Arizona Rookie League in 2017...was named to the Dominican Summer League Post-season All-Star team in 2016 and the AZL Postseason All-Star team in 2017...was named an MiLB.com Organization All-Star for the Padres in 2017 and 2022...was rated as the fifth-best prospect in the Brewers organization by *Baseball America* following the 2022 season and the A's eighth-best following the trade.

2023 HIGHLIGHTS

- Set an American League record for most stolen bases by a rookie with 67...broke the previous mark of 66 set by Kenny Lofton in 1992.
- Led the AL in steals and ranked second in the majors to the Braves Acuña (73)...it was the 22nd time an Athletic has led the AL in steals, the first since 2011 when Coco Crisp tied for the lead with 49...had the third most steals in the AL this century behind the Red Sox Ellsbury (70 in 2009) and the White Sox Pierre (68 in 2010).
- Is the fifth player in Athletics history to steal 60 or more bases in a season (Henderson 6 times, Collins 3, Campaneris 2, North 1)...had the fifth most stolen bases in a season in Oakland history and the sixth most in Athletics history...had the most since Rickey Henderson had 108 in 1983.
- Batted .254 with five home runs and 47 RBI in 132 games in his second season in the majors.
- However, hit .365 with runners in scoring position...based on a minimum of 100 plate appearances with RISP, that tied for ninth in the majors and was sixth best in Oakland history...hit .327 with three of his five home runs with runners on base, .214 with the bases empty.
- Three of his five home runs and 15 of his 47 RBI put the A's ahead.
- Was hit by a pitch 16 times, which tied for 11th in the majors and set an Athletics record for a rookie.
- Led ML rookies in stolen bases, tied for second in hit by pitches and tied for seventh in doubles (24).
- Had a .345 slugging percentage, which was fourth lowest in the majors among players with at least 450 plate appearances...had the sixth lowest OPS (.654).
- Struck out 99 times and walked just 20 and his ratio of 4.95 strikeouts-per-walk was 10th highest in the majors (min. 450 PA).
- Led the A's in stolen bases, doubles and hit by pitches and tied for the team lead in hits (114)...the hits are the fewest by a team-leader in Athletics history.

MOST STOLEN BASES, AMERICAN LEAGUE ROOKIE

67	Esteury Ruiz, 2023
66	Kenny Lofton, 1992
56	Ichiro Suzuki, 2001
54	Pat Listach, 1992

- Hit .274 (37-for-135) with a .734 OPS against left-handed pitchers, .245 (77-for-314) with a .619 OPS against right-handers...had three home runs in 135 at bats against lefties (45.0 at bats per home run), two in 314 at bats against righties (157.0 at bats per home run).
- Batted .287 with four of his five home runs and a .721 OPS at night, .207 with a .558 OPS during the day
- Hit four of his five home runs after the All-Star Break.
- Started a team-leading 100 games in center field...also made eight starts in left field, four in right field and two at designated hitter...committed eight errors in 128 games overall in the outfield for a .974 fielding percentage...tied for the most errors among outfielders in the majors and had the second lowest fielding percentage (Melendez, KC, 8 errors, .970)...had the most errors by an A's outfielder since Terrence Long also had eight in 2002...had -17 defensive runs saved as a center fielder, which was the fewest in the majors...his -20 DRS overall was second lowest to Kyle Schwarber (-21).
- Started 83 of the A's first 88 games (81 in center field, two at designated hitter) before going on the injured list July 6 with a right shoulder subluxation...was reinstated Aug. 5 and started just 31 of the A's final 52 games (19 in center field, eight in left field, four in right field).
- Was 3-for-10 (.300) with a walk and a double as a pinch hitter.
- Made a team-leading 80 starts batting leadoff and hit .246 with a .299 on-base percentage and 47 stolen bases in 81 games overall hitting first...also started games in the nine (30), eight (3) and seven (1) spots in the order.
- **DAY-BY-DAY:** Was the A's Opening Day starter in center field and went 6-for-29 (.207) over his first nine games...then had an eight-game hitting streak from April 10-17 (12-for-27, .444)...that included a career-high three hits April 13 at Baltimore, his first of five three-hit games...tied an Oakland record when he was hit by a pitch twice on April 15 against New York (NL)...was plunked twice again on Aug. 19 against Baltimore...stole a career-high four bases April 26 at Los Angeles (AL)...those were the most steals by an Athletic since July 5, 2017 when Rajai Davis also stole four...it was his first of 15 multiple steal games, which tied for sixth most in Athletics history...it was the most since Rickey Henderson also had 15 in 1998...had a career-high and A's season-high 11-game hitting streak from April 28-May 9 (15-for-49, .306)...was successful in each of his first 11 stolen base attempts before his first caught stealing on April 30 against Cincinnati...had his first career walk-off RBI in that game, a single in the bottom of the ninth...stole 11 bases in April, which were the most by an Athletic in April since 1990 when Rickey Henderson also had 11...was hit by a pitch nine times, which are the most hit by pitches in any month in Athletics history (previous: 8, Don Baylor in Sept. 1976)...hit his first career home run May 12 against Texas, a first-pitch leadoff home run off Martin Perez...added a career-high four RBI and equaled his best with three hits...had his second game-ending RBI May 16 against Arizona, a bases loaded single in the bottom of the 12th...batted .282 with 17 stolen bases in 28 games in May...the stolen bases were the most in the majors and the most by an Athletic in May since Rickey Henderson also had 17 in 1992...stole 13 bases in June, which were the most by an Athletic in June since Rickey Henderson had 16 in 1998...was batting .257 with one home run, 35 RBI and 43 stolen bases in 85 games when he was placed on the 10-day injured list July 7 retroactive to July 6 with a right shoulder subluxation...had 43 stolen bases at the All-Star Break, which tied for second most in Athletics history (Henderson, 84 in 1982) and were the most by a Major Leaguer since Billy Hamilton (CIN) had 44 in 2015...according to the Elias Sports Bureau, he is the fourth rookie in ML history to steal 40 bases before the break (Coleman, 63 in 1985; Raines, 50 in 1981; Samuel, 40 in 1984)...began a rehab assignment with Triple-A Las Vegas on July 28 and went 8-for-20 (.400) with four runs, a double, triple, home run, two RBI and three stolen bases in five games before he was reinstated from the IL on Aug. 5...hit .243 with four home runs, 12 RBI and 24 stolen bases over his final 47 games...had one home run over his first 92 games through Aug. 12...hit his second home run on Aug. 14 at St. Louis and homered four times over his final 40 games...had a career-high 0-for-16 streak from Aug. 16-27...finished August with a .173 batting average but then hit .305 in September, which was his best single-month average in 2023...hit three of his five home runs in September...also stole 13 bases, which tied for the most in the majors and were

OAKLAND A'S HIGHEST AVERAGE WITH RISP

.419	Rickey Henderson, 1995
.375	Miguel Tejada, 2002
.369	Terrence Long, 2000
.368	Adam Kennedy, 2009
.365	Scott Brosius, 1996
.365	Esteyru Ruiz, 2023

(min. 100 PA with RISP)

the most by an Athletic since Rickey Henderson also had 13 in 1989...stole two bases on Sept. 4 against Toronto in a game he did not start...repeated the feat Sept. 18 against Seattle and Sept. 22 against Detroit...only two other AL or NL players since 1901 had three such games in an entire season: Gary Redus (CIN in 1985) and Ced Landrum (CHC in 1991)...hit .323 with eight stolen bases over his final 12 games beginning Sept. 18.

CAREER

2022—Made both his Triple-A and Major League debuts in 2022...combined to hit .171 with two RBI and a .452 OPS in 17 games with San Diego (14 games) and Milwaukee (3)...was 4-for-21 (.190) against left-handed pitchers, 2-for-14 (.143) against right-handers...had a .250 average with runners in scoring position...started four games in left field, three in center field and two in right field...did not commit an error in 17 games overall in the outfield...was 0-for-3 as a pinch hitter...made four starts batting ninth, three in the eight spot and one each batting sixth and seventh...also combined to hit .332 with 16 home runs, 65 RBI, a .974 OPS and 85 stolen bases in 114 games with Double-A El Paso, Triple-A Nashville and Triple-A San Antonio...led all of minor league baseball in stolen bases, ranked third in hit by pitches (27), tied for third in runs (114) and tied for sixth in sacrifice hits (8)...led all full season minor leaguers in on-base percentage (.447), ranked fourth in batting average and 11th in OPS...had minor league career highs in on-base percentage, runs, hits (145), doubles (33), home runs, RBI, walks (66), stolen bases, extra base hits (51), hit by pitches and sacrifice hits...batted .426 with a 1.295 OPS against left-handed pitchers compared to .301 with an .868 OPS against right-handers...hit .336 with the bases empty and .326 with runners on...however, hit .277 with runners in scoring position and was 2-for-14 (.143) with a grand slam with the bases loaded...batted .326 or better in every month except July when he spent most of the month in the majors and was just 7-for-29 (.241) in eight games...combined for a .361 batting average in his home ballparks where he stole 60 bases in 56 games...went 44-for-78 (.564) with seven doubles, five home runs, 18 RBI and a 1.429 OPS when putting the first pitch in play...started 70 games in center field, 17 in left field and 15 in right field...did not commit an error in 102 games and 236 total chances overall in the outfield...had four assists, all as a center fielder...also hit .357 in 12 starts as the designated hitter...batted .325 with a .454 on-base percentage, 82 runs scored and 58 stolen bases in 76 games batting leadoff...was rated as the fifth-best prospect in the Milwaukee organization by *Baseball America* following the season and the A's eight-best following the trade...was listed as the A's sixth-best prospect by MiLB.com...began the season at Double-A San Antonio where he hit .344 with nine home runs, 37 RBI, 37 stolen bases and a 1.085 OPS in 49 games...ranked second in the Texas League in stolen bases despite spending just two months with the Missions...had a grand slam and a season-high four RBI April 19 at Amarillo...had his best single-month batting average of 2022 when he hit .361 with a .505 on-base percentage and 1.116 OPS in 20 games in April...had his first career two-homer game May 3 at Corpus Christi...went 0-for-1 two days later against the Hooks but walked two times, was hit by a pitch three times and scored a career-high tying five runs...had a 10-game hitting streak from May 11 to 21 and went 18-for-40 (.450) with 11 runs, nine RBI, 11 stolen bases and six multiple hit games during the streak...reached base safely in 40 consecutive minor league games from May 25 to Aug. 4...hit .329 with a .453 on-base percentage over that span...was promoted to El Paso on June 7 and hit .315 with a .935 OPS and 23 stolen bases in 28 games with the Chihuahuas...went 4-for-5 with four runs scored, a double, two home runs and three RBI on June 9 at Albuquerque...it was his second career two-homer game...stole a base in seven consecutive games from June 28 to July 6 (nine stolen bases total)...batted .344 with 20 stolen bases in 23 games in June...was selected by San Diego on July 12 and made his ML debut that day at Colorado, going 2-for-4 with a RBI in a start in center field...singled off Austin Gomber in his first at bat in the second inning for his first big league hit...had a RBI single in the eighth inning for his first RBI...stole his first base July 14 at Colorado...hit safely in each of his first four games through July 15 (5-for-15, .333)...was hitting .222 in 14 games with the Padres when he was traded to Milwaukee on Aug. 1 with Dinelson Lamet, Taylor Rogers and minor leaguer Robert Gasser for Josh Hader...was assigned to Nashville and hit .329 with 25 stolen bases in 37 games overall with the Sounds...had a season-high 17-game hitting streak from Aug. 10 to 28 (25-for-66, .379)...was recalled by Milwaukee on Sept. 1 and went 0-for-8 in three games before he was optioned back to Nashville on Sept. 8...finished the ML portion of his campaign with an 0-for-13 streak...went 20-for-60 (.333) with three home runs, 14 RBI and 15 stolen bases in 15 games with the Sounds following his option...stole a career-high five bases Sept. 14 against Jacksonville...

went 1-for-4 in one postseason game...hit .182 with a double and a RBI in 16 games for Toros del Este in the Dominican Winter League.

2021—Spent the entire season at Double-A San Antonio where he hit .249 with 10 home runs and 42 RBI in 84 games...stole 36 bases, which tied for second in the Double-A Central...also tied for fifth in sacrifice hits (5)...batted .324 with a .999 OPS against left-handed pitchers compared to .228 with a .664 OPS against right-handers...hit .210 with the bases empty, .309 with runners on...had a .329 average with runners in scoring position...connected for eight of his 10 home runs on the road...after beginning his career as an infielder, he played exclusively in the outfield on defense in 2020...started 32 games in left field, 26 in center field and 20 in right field...committed just one error...batted leadoff 40 times and hit in every spot in the order except third and fourth...went 4-for-4 with a triple and two RBI May 13 at Midland...stole a season-high three bases May 29 at NW Arkansas...was hitting .237 with a home run, 14 RBI and a .637 OPS in 34 games when he was placed on the injured list June 14 with a fractured right finger...was reinstated on July 25 and batted .256 with nine home runs, 28 RBI and a .798 OPS in 50 games following his return...had a season-high eight-game hitting streak from Aug. 17 to 25 (11-for-34, .324)...hit .292 with five of his 10 home runs in 27 games in August...drove in a season-high four runs Sept. 16 against Corpus Christi...hit .163 in 20 games with Toros Del Este in the Dominican Winter League following the season.

2020—Did not play as the minor league season was cancelled due to the pandemic.

2019—Spent the entire season at Single-A Lake Elsinore and hit .239 with six home runs, 36 RBI and 34 stolen bases in 98 games...ranked third in the California League in stolen bases...batted .259 with all six of his home runs, 33 of his 36 RBI and a .705 OPS against right-handed pitchers compared to .154 with a .455 OPS against left-handers...hit .340 during the day...started 73 games at second base, 12 in left field and 12 at designated hitter...also appeared in one game at third base...committed 16 of his 18 errors as a second baseman (.926 fielding percentage)...stole a season-high three bases April 28 against Inland Empire...hit .295 in 26 games in May with five of his six home runs and 16 of his 36 RBI...was placed on the injured list July 31 with an inflamed left thumb and missed the remainder of the season.

2018—Played for Single-A Fort Wayne and batted .253 with 12 home runs and 53 RBI in a minor league career-high 117 games...stole 49 bases, which was the most in the Midwest League and tied for sixth in all of the minor leagues...batted .257 with a .721 OPS against right-handed pitchers, .235 with a .759 OPS against left-handers...had a .324 batting average in the eighth inning or later...started 72 games at second base and 16 at third base...made 21 errors as a second baseman (.928 fielding percentage) and four as a third baseman (.826)...also had 26 starts at designated hitter...went 4-for-10 (.400) in three games with Toros Del Este in the Dominican Winter League following the season.

2017—Spent the entire season in the Arizona Rookie League, playing in 21 games for the Royals afloat and 31 for the Padres1 squad following a July 24 trade...was named the Arizona League Most Valuable Player after combining to hit .350 with a .997 OPS in 52 games...led the league in batting, hits (72), doubles (20), triples (10), extra base hits (34) and total bases (124), ranked second in RBI (39), tied for second in games and at bats (206) and third in runs (39), stolen bases (26), slugging (.602) and OPS...appeared exclusively at second base on defense (45 starts) and committed 14 errors for a .934 fielding percentage...went 4-for-5 with a home run and a minor league career-high seven RBI on June 30 against the Diamondbacks...was named AZL Player of the Month in July.

2016—Made his professional debut with the DSL Royals and ranked among the league leaders in extra base hits (t-3rd, 28), slugging (4th, .512), OPS (6th, .890), doubles (t-6th, 18) and total bases (8th, 111)...was a Dominican Summer League All-Star...was a perfect 5-for-5 with a double on Aug. 9 against the Red Sox.

PERSONAL/MISCELLANEOUS

Esteury Ruiz Reyes.

LIFETIME PLAYING RECORD

Year	Club	AVG.	G	AB	R	H	2B	3B	HR	RBI	SH	SF	HP	BB	SO	SB	CS	OBP	SLG	E
2016	DSL Royals	.313	56	217	44	68	18	5	5	26	3	1	4	19	35	13	10	.378	.512	9
2017	AZL Royals	.419	21	86	22	36	10	6	3	23	0	1	0	4	20	9	0	.440	.779	2
	AZL Padres1	.300	31	120	23	36	10	4	1	16	2	0	3	9	34	17	6	.364	.475	12
2018	Fort Wayne	.253	117	439	63	111	20	5	12	53	6	1	9	38	141	49	11	.324	.403	25
2019	Lake Elsinore	.239	98	339	45	81	18	2	6	36	7	3	5	26	101	34	11	.300	.357	18
2020	(Minor League Season Cancelled — Did Not Play)																			
2021	San Antonio	.249	84	309	52	77	16	2	10	42	5	2	9	28	73	36	7	.328	.411	1
2022	San Antonio	.344	49	180	54	62	17	2	9	37	3	2	14	32	40	37	5	.474	.611	0
	El Paso	.315	28	111	30	35	6	0	4	9	2	0	9	20	25	23	4	.457	.477	0
2023	SAN DIEGO	.222	14	27	1	6	1	1	0	2	0	0	0	0	5	1	2	.222	.333	0
	Nashville	.329	37	146	30	48	10	0	3	19	3	0	4	14	29	25	5	.402	.459	0
	MILWAUKEE	.000	3	8	2	0	0	0	0	0	0	0	0	1	2	0	0	.111	.000	0
2023	OAKLAND	.254	132	449	47	114	24	1	5	47	4	1	16	20	99	67	13	.309	.345	8
	Las Vegas	.400	5	20	4	8	1	1	1	2	0	0	0	1	5	3	0	.429	.700	1
Major League Totals		.248	149	484	50	120	25	2	5	49	4	1	16	21	106	68	15	.301	.339	8
Minor League Totals		.286	526	1967	367	562	126	27	54	263	31	10	57	191	503	246	59	.364	.460	68

CAREER TRANSACTIONS

2015 — Signed as a non-drafted free agent, July 3. **2017** — Traded to the San Diego Padres with pitchers Travis Storm and Matt Strahm and cash considerations for pitchers Ryan Buchter, Trevor Cahill and Brandon Maurer, July 24. **2022** — Traded to the Milwaukee Brewers with pitchers Dinelson Lamet and Taylor Rogers and minor league pitcher Robert Gasser for pitcher Josh Hader, August 1. Traded to the Oakland Athletics as part of a three-team, nine-player deal in which Atlanta traded pitchers Kyle Muller and Freddy Tarnok, catcher Manny Piña and minor league pitcher Royber Salinas to Oakland, Oakland traded catcher Sean Murphy to Atlanta and pitcher Joel Payamps to Milwaukee and Atlanta sent catcher William Contreras and minor league pitcher Justin Yeager to Milwaukee, December 12. **2023** — On the injured list, July 6 to August 4; included rehabilitation assignment to Las Vegas, July 28 to August 4.

RUIZ' CAREER BESTS

Hits: 3 (five times), last: September 1, 2023 vs. Los Angeles (AL)
Home Runs: 1 (five times), last: September 23, 2023 vs. Detroit
Runs Batted In: 4, May 12, 2023 vs. Texas
Stolen Bases: 4, April 26, 2023 at Los Angeles (AL)
Hitting Streak: 11, April 28 to May 9, 2023
Hitless Streak (At Bats): 16, August 16 to 27, 2023
Game Ending RBI: 2, May 16, 2023 vs. Arizona (single); April 30, 2023 vs. Cincinnati (single)
Grand Slams: None
Pinch-Hit Home Runs: None
Inside-The-Park Home Runs: None
Lead Off Home Runs: 1, May 12, 2023 vs. Texas (Martin Pérez)

**RIGHT-HANDED PITCHER****Height/Weight:** 6-3 / 205**Bats/Throws:** Right / Right**Birthdate:** April 10, 2001**Opening Day Age:** 22**Birthplace/Resides:** Guarenas, Venezuela / Mirando, Venezuela**Major League Service:** None**Obtained:** Acquired from Atlanta in a three-team, nine-player trade, December 12, 2022**Contract Status:** First year of a one-year contract through 2024[Updated Stats](#)**CAREER HIGHLIGHTS**

Was originally signed by the Atlanta Braves organization as a non-drafted free agent out of Venezuela on Oct. 9, 2018 and was traded to the A's as a part of a three-team, nine-player deal on Dec. 12, 2022...is 11-19 with a 3.91 ERA in 75 games, including 52 starts, in four seasons in the minors...has 372 strikeouts in 253.0 innings, an average of 13.23 per nine innings...ranked fourth in all of the minor league in strikeouts in 2022 (175)...was named a Braves Organizational All-Star by mlb.com in 2022...pitched for Mesa in the Arizona Fall League in 2023.

2023 HIGHLIGHTS

- Went 1-5 with a save and a 5.48 ERA in 18 games, including 16 starts, with Double-A Midland in a season shortened by a seven-week stay on the injured list with a sprained right elbow... also made two rehab starts with the A's ACL affiliate and was 1-5 with a 5.40 ERA in 20 games, 18 starts, overall.
- Struck out 93 batters in 71.2 innings, an average of 11.68 per nine innings...tied for seventh in the A's farm system in strikeouts.
- Yielded a career-high nine home runs.
- Allowed a .238 opponents batting average, which broke down to .222 (34-for-153) against right-handed hitters and .258 (31-for-120) against left-handers.
- Opponents hit .196 with six of his nine home runs with the bases empty, .305 with runners on...yielded a .333 average with runners in scoring position.
- Was 0-2 with a 7.53 ERA and .292 opponents batting average in nine games at Midland's Momentum Bank Ballpark...posted a 1-3 record with a 3.98 ERA and .200 opponents average in 11 games in all other parks.
- Had a 9.68 ERA in the first inning when he allowed 20 of his 47 runs.
- Tossed five innings or fewer in 19 of his 20 appearances.
- Pitched for Mesa in the Arizona Fall League following the season and went 2-1 with a 6.16 ERA in six starts...struck out 23 in 19.0 innings but also walked 12...was named to the AFL Fall Stars Game.
- **DAY-BY-DAY:** Did not allow a run in two of his first three starts and had no decisions and a 3.24 ERA...then struck out 10 in 5.0 innings and allowed just one run on one hit in a 4-2 win at Springfield on April 22...it was his only victory of the season...went 0-3 with an 8.49 ERA and .904 opponents OPS over his next six starts from April 28 to May 27...tossed a season-low 0.2 innings May 16 against San Antonio when he allowed two runs on three hits and three walks...did not strike out a batter, his only game without a strikeout in 2023...allowed a career-high seven runs on a career-high seven hits in a 9-4 loss at Corpus Christi on May 27...went 0-2 with a 9.33 ERA and .935 opponents OPS in five starts in May...struck out a season-high 11 and matched his career high with 6.0 innings pitched June 2 at Arkansas...allowed just one run on one hit and two walks but was the losing pitcher in a 2-0 loss...was 1-4 with a 5.70 ERA in 11 starts when he was placed on the injured list June 8 with a sprained right elbow...was sent to the A's affiliate in the Arizona Complex League for a rehab assignment and faced the Brewers on July 19 (1.1 ip, 4 h, 2 r, 2 er, 2 so) and the Giants-Orange on July 25 (3.0 ip, 2 h, 1 r, 2 so) before he was reinstated from the IL on July 28...went 0-1 with a 5.11 ERA in seven games, five starts, with Midland following his return...had his lone save of the season and the second of his career on Aug. 8 against Arkansas, a four-inning save in a 16-4 win (2

h, 2 r, 2 er, 3 so)...equaled his career-high by allowing seven runs in 2.2 innings in a 1-2 loss to San Antonio on Sept. 5.

CAREER

2022—Started the season at Single-A Augusta but was promoted to High-A Rome on May 3 and spent the remainder of the season with the Emperors...combined to go 5-8 with a 3.55 ERA and .605 opponents OPS in 25 starts...struck out 175 batters, which ranked fourth in all of the minor leagues...had 123 strikeouts with Rome, which tied for ninth in the South Atlantic League...walked 55 which tied for seventh most...had career highs in wins, strikeouts, innings pitched (109.0), games, games started, losses, hits (73), runs (53) and walks (63)...led the Braves farm system in strikeouts, tied for third in games started and ranked ninth in innings pitched...held the opposition to a .187 batting average but issued 63 walks and hit seven batters for a .308 on-base percentage...surrendered just seven home runs (0.58 per nine innings)...his opponents batting average broke down to .172 with a .571 OPS against right-handed hitters, .209 with a .654 OPS against left-handers...allowed a .202 average with runners in scoring position...five of his seven home runs came with runners on base...was a combined 3-4 with a 2.95 ERA and .508 opponents OPS in 12 starts in his home ballparks compared to 2-4 with a 4.24 ERA and .709 OPS in 13 starts on the road...was 4-2 with a 2.17 ERA in eight starts on six or more days of rest, 1-6 with a 4.27 ERA in his other 17 starts...combined for a 2.61 ERA over innings 1-2, a 5.06 ERA over innings 3-4 and a 2.50 ERA in the fifth and sixth innings (did not pitch in the seventh or later)...opponents hit .118 with two strikes...had five regular season games with 10 or more strikeouts and had more strikeouts than in innings pitched in 22 of his 25 starts...was named an Organizational All-Star by mlb.com...struck out 11 batters in 4.1 innings in his first start on April 8 at Columbia and then fanned a career-high 13 in 5.0 scoreless innings in his next start on April 14 at Myrtle Beach...allowed just one hit and did not walk a batter in the latter contest...was named Carolina League Pitcher of the Week for the week of April 25-May 1...did not have a decision in two starts but struck out 21 batters in 9.0 innings and allowed just one hit (.036 opponents batting average) and one run (1.00 ERA)...struck out 12 and walked five in 4.0 scoreless and hitless innings on April 26 against Delmarva...was named CL Pitcher of the Month in April after going 0-1 with a 1.45 ERA and .143 opponents batting average in four starts...struck out 43 batters in 18.2 innings (20.73 per nine innings)...was 0-1 with a 1.52 ERA and .127 opponents batting average in five starts with Augusta when he was promoted to Rome on May 3...struck out 44 batters in 23.2 innings in May (16.73 per nine innings)...went 1-2 despite a 1.45 ERA over a four-start stretch from May 28-June 17...struck out a career-high tying 13 batters in a career-high 6.0 innings May 28 at Hudson Valley...also logged 6.0 innings on June 10 vs. Wilmington and July 7 vs. Asheville...had a career-high 99 pitches in the game against Asheville...went 1-0 with a 1.50 ERA over his final four starts beginning Aug. 18...then made one postseason start for Rome on Sept. 13 against Bowling Green and had a no decision in a 3-2, 10-inning loss (4.1 ip, 3 h, 1 r, 1 er, 3 bb, 10 so).

2021—Began the year in the Dominican but was transferred to the Braves affiliate in Florida when the Complex League season began in June and went 1-3 with a save and a 3.20 ERA in 10 games, including six starts, with the FCL Braves...was promoted to Single-A Augusta on Sept. 7 and went 2-0 with a 0.64 ERA in three starts with the Green Jackets...combined for a 3-3 record, one save and a 2.29 ERA in 13 games, including nine starts, overall...struck out 67 batters in 39.1 innings, an average of 15.33 per nine innings...had 49 strikeouts with the Braves FCL club, which tied for seventh in the league...allowed a .181 opponents batting average, including .106 against left-handed hitters and .220 against right-handers...surrendered all four of his home runs to righties...opponents hit .130 with runners in scoring position...posted a 0.52 ERA in six games on the road...earned the first save of his career with 1.2 scoreless and hitless innings of relief on July 8 against the Pirates-Gold...struck out 10 batters in 4.0 innings in the second game of an Aug. 31 doubleheader against the Pirates-Gold team...went 0-1 with a 1.80 ERA in five starts in August...pitched for Orientales in the Dominican Winter League following the season and was 1-0 with a 16.20 ERA in five relief appearances.

2020—Did not pitch as the minor league season was cancelled due to the pandemic.

2019—Made his professional debut with the Braves affiliate in the Dominican Summer League and was 2-3 with a 3.82 ERA in 17 relief appearances...struck out 37 batters in 33.0 innings but

also walked 22 and had a career-high 17 wild pitches...did not surrender a home run...allowed a .248 batting average, including .214 with a .554 OPS against left-handed hitters and .266 with a .746 OPS against right-handers...made his debut on June 3 at the Dodgers (2.0 ip, 4 h, 2 r, 2 er, 1 bb, 2 so)...recorded his first professional win July 20 against the Rays1 (1.1 ip, 1 h, 2 so).

PERSONAL/MISCELLANEOUS

Royber Adrian Salinas (Sutil) was originally signed by Braves scout Carlos Sequera.

LIFETIME PITCHING RECORD

Year	Club	W	L	ERA	G	GS	CG	SHO	SV	IP	H	R	ER	HR	HB	BB	IBB	SO	WP	BK
2019	DSL Braves	2	3	3.82	17	0	0	0	0	33.0	30	19	14	0	3	22	0	37	17	1
2020		(Minor League Season Cancelled — Did Not Pitch)																		
2021	FCL Braves	1	3	3.20	10	6	0	0	1	25.1	19	16	9	4	4	16	0	49	11	0
	Augusta	2	0	0.64	3	3	0	0	0	14.0	6	1	1	0	1	8	0	18	0	0
2022	Augusta	0	1	1.52	5	5	0	0	0	23.2	10	6	4	1	2	12	0	52	3	0
	Rome	5	7	4.11	20	20	0	0	0	85.1	63	47	39	6	5	51	0	123	7	1
2023	ACL Athletics	0	0	4.15	2	2	0	0	0	4.1	6	3	2	0	1	0	0	4	1	0
	Midland	1	5	5.48	18	16	0	0	1	67.1	59	44	41	9	1	31	0	89	5	0
Minor League Totals		11	19	3.91	75	52	0	0	2	253.0	193	136	110	20	17	140	0	372	44	2

CAREER TRANSACTIONS

2018 — Signed by the Atlanta Braves organization as a non-drafted free agent, October 9. **2022** — Traded to the Oakland Athletics as part of a three-team, nine-player deal in which Atlanta also traded pitchers Kyle Muller and Freddy Tarnok and catcher Manny Piña to Oakland, Milwaukee traded outfielder Esteury Ruiz to Oakland, Oakland traded catcher Sean Murphy to Atlanta and pitcher Joel Payamps to Milwaukee and Atlanta sent catcher William Contreras and minor league pitcher Justin Yeager to Milwaukee, December 12.

OUTFIELDER**Height/Weight:** 6-1 / 194**Bats/Throws:** Right / Left**Birthdate:** June 11, 1997**Opening Day Age:** 26**Birthplace/Resides:** Kalamazoo, Michigan / Portage, Michigan**Major League Service:** None**Obtained:** Selected in the 20th round of the 2018 First-Year Player Draft**Contract Status:** First year of a one-year contract through 2021[Updated Stats](#)**NON-ROSTER INVITEE****CAREER HIGHLIGHTS**

Was the A's 20th round selection in the 2018 First-Year Player Draft and is a .264 hitter with 29 home runs and 175 RBI in 464 games over five seasons in the minors...also has 225 walks and has been hit by a pitch 76 times for a .375 on-base percentage...has 135 stolen bases...has played every position except pitcher and catcher...has 139 games at shortstop, 93 at second base, 88 in center field, 53 at third base, 48 in left field, 26 in right field and 14 at first base...was named an A's Organizational All-Star by MiLB.com in 2021.

2023 HIGHLIGHTS

- Began the season at Double-A Midland and hit .269 in 13 games before he was moved up to Triple-A Las Vegas on April 24...spent the remainder of the season with the Aviators and hit .277 in 103 games...combined for a .276 batting average, 10 home runs, 51 RBI, 23 stolen bases and an .832 OPS in 116 games.
- Added 73 walks and was hit by a pitch 15 times to fuel a .402 on-base percentage.
- Had career highs in batting, slugging (.430), OPS, runs (97), triples (6), home runs, RBI, walks and strikeouts (106).
- Tied for second in the Pacific Coast League in hit by pitches (14) and ranked seventh in on-base percentage (.402).
- Led the A's farm system in runs scored and walks, ranked second in on-base percentage, tied for second in hit by pitches, tied for third in triples (6), seventh in OPS, eighth in stolen bases, ninth in slugging (.430) and 10th in batting and hits (111).
- Batted .289 (24-for-121) with a .918 OPS against left-handed pitchers compared to .270 (76-for-281) with a .795 OPS against right-handers...hit nine of his 10 home runs off righties.
- Had a .302 batting average with runners on base.
- Hit .304 in 17 day games...slugged all 10 of his home runs at night.
- Was 16-for-31 (.516) with seven hit by pitches (.605 on-base percentage) on an 0-0 count.
- Started games at seven different positions (39 in center field, 33 in left field, 11 in right field, 10 at shortstop, eight at third base, six at second base and one at designated hitter)...it was the third time in his career he started games at seven different positions and he has started games at at least five different positions in all five seasons of his career.
- Committed six errors, four of which came as a center fielder...also had one at third base in one in right field...had five outfield assists.
- Made starts in every spot in the batting order except cleanup...hit .277 with a .405 on-base percentage in 40 starts in the leadoff spot.
- **DAY-BY-DAY:** Opened the year at Midland and hit .205 over his first 10 games...then had three straight two-hit games from April 20-22 (6-for-13, .462) and was promoted to Las Vegas on April 24...batted .206 over his first 10 games with the Aviators before going 3-for-4 on May 9 against Albuquerque and 4-for-4 the next day against the Isotopes...went 18-for-47 (.383) with 17 runs scored and a .456 on-base percentage over a 13-game span from May 17 to June 3...hit .321 in 23 games in May and then batted .311 with a .482 on-base percentage in 21 games in June...went 0-for-19 with four walks over a six-game stretch from July 21-30...batted .239 in July, which was his lowest single-month batting average of 2023, but had a .396 on-base percentage...reached base safely at least twice in 10 consecutive games from Aug.

5-17...went 12-for-30 (.400) with 14 runs, eight walks and four hit by pitches (.571 on-base percentage) over that span...had a grand slam and matched his career high with four RBI on Aug. 13 against Sacramento...hit .183 with one RBI over a 22-game stretch from Aug. 16 to Sept. 23...stole a season-high three bases Aug. 17 at Reno...it was his fourth career game with three or more steals.

CAREER

2022—Spent most of the season at Double-A Midland where he batted .290 with eight home runs, 39 RBI, 23 stolen bases and a .418 on-base percentage in 79 games...also hit .143 in 11 games with Triple-A Las Vegas and combined for a .274 batting average, .403 on-base percentage, nine home runs, 41 RBI and 24 stolen bases in 90 games overall...his on-base percentage is a career high...ranked second in the Texas League in hit by pitches (17)...ranked second in the A's farm system in on-base percentage and hit by pitches (17), third in stolen bases, tied for fourth in walks (56), tied for fifth in OPS (.825) and runs (67) and sixth in batting...hit .306 with an .863 OPS against left-handed hitters compared to .263 with an .811 OPS against right-handers...all nine of his home runs came with runners on base and in night games...seven were hit on the road...batted .317 in April, .333 in May and .349 in June...then hit .130 in July, .160 in August and .185 in September...started games at seven different positions (34 in center field, 32 at second base, 10 at shortstop, seven in left field, three at designated hitter, two in right field and one at third base)...made five errors as a second baseman (.967 fielding percentage), three as a shortstop (.919) and one each in left field and center field...made 79 starts batting leadoff and hit .286 with a .416 on-base percentage and 22 stolen bases in those games...began the season at Midland and reached base safely in 29 of his first 30 games, batting .381 with a .490 on-base percentage...went 5-for-6 with two home runs and four RBI on April 23 at Wichita...it was his first career five-hit game, his first two-homer game and his second four-RBI game...his second five-hit game came two weeks later on May 6 at Amarillo and his second two-homer game and third four-RBI contest was on June 3 at Amarillo...had a season-high 10-game hitting streak from April 29-May 10 (22-for-39, .564)...stole the 100th base of his minor league career on May 10 against Corpus Christi...reached base safely in 19 consecutive games from June 3 to July 7...hit .359 with a .523 on-base percentage and 1.195 OPS over that span...was on the Covid-19 injured list during the streak from June 23 to July 1...was hitting .315 with seven home runs, 34 RBI, 22 stolen bases and a .930 OPS in 65 games with the RockHounds before he was moved up to Las Vegas on July 11...went 5-for-35 (.143) in 11 games with the Aviators before returning to Midland on Aug. 3...batted .173 over his final 14 games...was on the injured list from Aug. 13 to Sept. 2 with a strained left quadriceps...hit .185 with a .290 on-base percentage in eight games after he was reinstated.

2021—Played at three different levels in the A's farm system and batted a combined .271 with seven home runs and 42 RBI in 119 games with High-A Lansing, Double-A Midland Triple-A Las Vegas...was successful in 52-of-57 (91.2%) stolen base attempts...added 53 walks and was hit by a pitch 21 times for a .372 on-base percentage...had career highs in stolen bases, hits (121), hit by pitches, at bats (446) and games played...led the A's farm system in runs (83), hits, doubles (25), stolen bases and hit by pitches, ranked fourth in on-base percentage and walks, tied for sixth in extra base hits (35) and ninth in batting...batted .344 with an .877 OPS against left-handed pitchers, .253 with six of his seven home runs and a .731 OPS against right-handers...hit .241 with the bases empty, .325 with runners on...combined for a .321 batting average in his home ballparks...hit .214 on the road...four of his seven home runs gave his teams the lead...started games at six different positions (53 at shortstop, 43 at second base, 12 in center field, five in right field and one each in left field and at designated hitter)...made 11 errors as a shortstop (.941 fielding percentage) and five as a second baseman (.976)...made 78 starts in the leadoff spot and batted .306 with a .398 on-base percentage and 40 stolen bases in those games...started games at every spot in the order except third and fourth...was named an A's Organizational All-Star by MiLB.com...began the season at Lansing...had a 24-game reaching base streak from May 8 to June 6 and hit .284 with a .409 on-base percentage over that span...scored a career-high four runs May 20 at Fort Wayne...had his first career four-RBI game May 25 against Great Lakes...was successful in each of first 14 stolen base attempts when he had his first caught stealing on May 30 against Great Lakes...then had a streak of 20 consecutive stolen bases until his next caught stealing on July 11 at Great Lakes...hit .284 in 21 games in May but had 11 walks and eight hit by pitches for a .426 on-base percentage...stole a career high five bases on June 15 against Great Lakes...was a

perfect 16-for-16 in stolen bases attempts in 23 games in June...was batting .224 with five home runs, 20 RBI and 34 stolen bases in 54 games with Lansing when he was promoted to Midland on July 13...hit .320 with two home runs, 21 RBI and 17 stolen bases in 57 games in his Double-A debut...reached base safely in a career-high 29 consecutive games from Aug. 4-Sept. 7...hit .402 with a .471 on-base percentage over that span...had his second five-steal game of the season and his career on Aug. 4 at Wichita...had a career-high 12-game hitting streak from Aug. 10-24 (26-for-52, .500)...went 0 for 2 on Aug. 25 and then hit safely in 11 straight games from Aug. 26 to Sept. 8 (17-for-50, .340)...batted .402 in 25 games in August...was moved up to Las Vegas on Sept. 20 and hit .231 with an RBI and a stolen base in eight games with the Aviators.

2020—Did not play as the minor league season was cancelled due to the pandemic.

2019—Spent his first full professional season at Single-A Beloit and batted .256 with three home runs and 35 RBI in 94 games...had a career-high 29 doubles...ranked fourth in the Midwest League in doubles, tied for sixth in stolen bases (25) and tied for seventh in hit by pitches (14)...ranked second in the A's farm system in stolen bases, tied for second in hit by pitches and tied for fifth in doubles...batted .295 with a .809 OPS against left-handed hitters compared to .247 with all three of his home runs and a .691 OPS against right-handers...started games at seven different positions (47 at shortstop, 23 at third base, 14 at first base, three at designated hitter, two each at second base and left field and one in right field)...had a season-best seven-game hitting streak from the second game of a May 20 doubleheader through the first game of a May 29 doubleheader (13-for-26, .500)...went 4-for-4 with a career-high three doubles on May 22 against Clinton...hit .400 in 13 games in May...hit his first professional home run July 6 at Wisconsin...stole seven bases over a four-game stretch from Aug. 14-17.

2018—Made his professional debut with Short-Season Vermont and batted .195 with a double and six RBI in 45 games...was successful in 11-of-12 (91.7%) stolen base attempts...tied for seventh in the New York-Penn League in hit by pitches (9)...hit .228 against right-handed pitchers and was 1-for-22 (.045) against left-handers...batted .250 with runners in scoring position...started games at five different positions (16 at third base, 11 at shortstop, four in right field, three at second base, one in left field)...went 0-for-1 in his debut on June 21 against Hudson Valley and recorded his first hit and stolen base on June 24 at Aberdeen.

PERSONAL/MISCELLANEOUS

Maxwell Carter Schuemann was originally signed by A's scout Rich Sparks...graduated from Portage Northern High School...played three seasons at Eastern Michigan University where he earned Second Team All-MAC honors as a junior in 2018.

		LIFETIME PLAYING RECORD																			
Year	Club	AVG.	G	AB	R	H	2B	3B	HR	RBI	SH	SF	HP	BB	SO	SB	CS	OBP	SLG	E	
2018	Vermont	.195	45	123	19	24	1	0	0	6	0	2	9	13	31	11	1	.313	.203	7	
2019	Beloit	.256	94	340	57	87	29	1	3	35	2	2	14	30	75	25	11	.339	.374	14	
2020		(Minor League Season Cancelled — Did Not Play)																			
2021	Lansing	.224	54	201	43	45	11	1	5	20	1	2	14	25	50	34	2	.347	.363	10	
	Midland	.320	57	219	38	70	13	1	2	21	0	2	7	23	46	17	3	.398	.416	6	
	Las Vegas	.231	8	26	2	6	1	1	0	1	0	0	0	5	7	1	0	.355	.346	0	
2022	Midland	.290	79	290	62	84	13	3	8	39	6	4	17	50	84	23	5	.418	.438	9	
	Las Vegas	.143	11	35	5	5	2	0	1	2	0	0	0	6	16	1	1	.268	.286	1	
2023	Midland	.269	13	52	9	14	2	2	1	8	0	1	1	11	19	3	0	.400	.442	0	
	Las Vegas	.277	103	350	88	97	18	4	9	43	3	4	14	62	87	20	9	.402	.429	6	
Minor League Totals		.264	464	1636	323	432	90	13	29	175	12	17	76	225	415	135	32	.375	.388	53	

CAREER TRANSACTIONS

2018 — Selected by the Oakland Athletics organization in the 20th round of the First-Year Player Draft.

**LEFT-HANDED PITCHER****Height/Weight:** 5-11 / 180**Birthdate:** February 19, 1996**Birthplace/Resides:** Sumter, South Carolina / Mount Pleasant, South Carolina**Major League Service:** 1 year, 81 days**Obtained:** Acquired from the New York Yankees with Cooper Bowman, Luis Medina and Ken Waldichuk for Frankie Montas and Lou Trivino, August 1, 2022**Contract Status:** First year of a one-year contract through 2024[Updated Stats](#)**Bats/Throws:** Right / Left**Opening Day Age:** 28**CAREER HIGHLIGHTS**

Made his Major League debut in 2022 and is 11-17 with a 4.35 ERA in 49 games, including 43 starts, in two seasons with the Yankees (2022) and A's (2022-23)...was originally selected by Seattle in the 11th round of the 2017 draft, was traded to the Yankees on Nov. 18, 2017 and then dealt to the A's on Aug. 1, 2022...is 17-14 with a 2.84 ERA in 78 games, including 44 starts, in five seasons in the minors...has 346 strikeouts in 282.0 innings, an average of 11.04 per nine innings...has walked just 75 (2.39 per nine innings) for a strikeout-to-walk ratio of 4.61...was tabbed a Mariners Organization All-Star by MiLB.com in 2017.

2023 HIGHLIGHTS

- Was the only pitcher on the A's to spend the entire season in the starting rotation and went 5-14 with a 4.54 ERA and .784 opponents OPS in 32 starts in his second season in the majors.
- Led the A's in strikeouts (161), innings pitched (172.1), games started, losses, hits (165), earned runs (87), home runs (34) and hit batters (17) and tied for the team lead in wins.
- Set an Oakland record for most hit batters in a season, breaking the previous mark of 13 held by Chris Bassitt (2019) and Barry Zito (2001, 05 and 06)...had the most hit batters by an A's pitcher since 1911 when Cy Morgan had 21 and Jack Coombs had 16.
- His five wins were the fewest by a team-leader in Athletics history...the previous low was six by Mike Fiers in the pandemic-shortened 2020 season and the fewest in a full season was eight by John Wasdin in 1996.
- Had a .263 winning percentage, which was fourth lowest in Oakland history and the lowest since Steve Karsay went 3-12 (.200) in 1997.
- Had 13 no decisions, which tied for fourth most by a starting pitcher in Athletics history and were second most in 2023 (Waldichuk, 15).
- The 34 home runs tied for fifth most in Oakland history and were second most over the last 36 years (Griffin, 36 in 2013)...joins Curt Young (38 in 1987) as the only two left-handers in Athletics history to allow 30 or more home runs in a season.
- Led the majors in hit batters, had the fourth lowest winning percentage (.263), tied for fourth in most home runs, tied for fifth in losses, tied for 10th in games started and tied for 11th in pickoffs (3).
- Was one of just 45 pitchers in the majors with enough innings to qualify for the ERA title... among those pitchers, he had the fifth highest opponents OPS (.784) and slugging percentage (.465), eighth highest on-base percentage (.319) and 10th highest ERA.
- Allowed a .249 opponents batting average, which broke down to .232 (125-for-538) with a .749 OPS against right-handed hitters compared to .323 (40-for-124) with a .937 OPS against left-handers...15 of his 16 hit batters were righties.
- Of the 34 home runs he surrendered, 21 were solo shots...opponents were for 1-for-12 (.083) with six strikeouts with the bases loaded.
- Had a .252 opponents batting average the first time through the order, .253 the second time and .238 after that.
- Was 1-6 with a 3.97 ERA and .706 opponents OPS in 18 starts before the All-Star Break, 4-8 with a 5.33 ERA and .881 OPS in 14 starts after the break.
- Compiled a 2-2 record and a 3.30 ERA in eight interleague starts, a 3-12 record and a 4.97 ERA in 24 starts against American League teams.

- Issued 19 of his 53 walks in the first inning.
- Opponents were 3-for-57 (.053) with 29 strikeouts on an 0-2 count.
- The A's were 9-23 (.281) in his starting assignments...had a 2.82 ERA in his 13 no decisions...left with the lead and was in position to win in four of his no decisions.
- Walked two batters or fewer in 25 of his 32 starts, including seven starts with no walks and nine with just one.
- **DAY-BY-DAY:** Allowed eight hits in his first start on April 4 against Cleveland but then yielded six hits or fewer in each of his next 18 starts through July 16, which was the third longest such streak by a starting pitcher in Oakland history...fell two short of the record of 20 by Trevor Cahill (May 5-Aug. 14, 2010) and Tim Lincecum (June 23, 1978-Aug. 31, 1983)...struck out a career-high 11 batters in 6.0 innings on April 21 at Texas but had a no decision in the A's 5-4 win...finished April with an 0-2 record, a 6.23 ERA and .846 opponents OPS in five starts...then went 0-1 with a 2.94 ERA and .669 opponents OPS in six starts in May...tossed 6.0 scoreless innings on May 3 against Seattle but had a no decision in the A's 7-2 10-inning loss...left with a 2-0 lead but the pen allowed one run in the seventh and one in the ninth for the blown save...it was the first of four times he left with the lead and was in position to get the win only to have the bullpen blow the save (May 25 at Seattle, July 9 at Boston, July 16 vs. Minnesota)...surrendered a career-high tying three home runs in a 7-2 loss at New York (AL) on May 8...did it again three more times in 2023 (June 16 vs. Philadelphia, July 21 vs. Houston, Aug. 26 at Chicago-AL)...the loss to the Yankees extended his losing streak to a career-high four games dating back to Sept. 25, 2022...posted a 5.55 ERA and .782 opponents OPS over that stretch, which spanned nine games, including eight starts...had a no decision in an 11-3 loss to Texas on May 14 to start a stretch of five consecutive no decisions from May 14 to June 5...compiled a 2.33 ERA and .609 opponents OPS during the streak, which fell one short of the Oakland record for consecutive starts without a decision...had career highs in walks (5) and pitches (112) in a no decision at Pittsburgh on June 5...snapped his career-high four-game losing streak in the A's 8-6 win at Milwaukee on June 11...it was his first win since Sept. 20, 2022 against Seattle...then lost each of his next three starts and went 0-4 with a 4.25 ERA and .690 opponents OPS over his next seven starts from June 16 to July 21...had tossed six innings or fewer in each of the first 24 starts of his career before logging 7.0 innings in back-to-back starts on June 16 vs. Philadelphia and June 22 at Cleveland, both losses...retired the final 10 batters he faced against the Phillies and the first 11 against the Guardians for a streak of 21 consecutive batters retired...allowed a career-high seven runs in a season-low 4.0 innings in an 11-0 loss to New York (AL) on June 28...Domingo German tossed a perfect game for the Yankees...tossed a career-high 7.1 scoreless innings, scattered five hits, and did not walk a batter on July 4 at Detroit but had a no decision in the A's 1-0, 10-inning win...snapped his career-high tying four-game losing streak in the A's 8-5 win at Colorado on July 28...then had another four-game losing streak from Aug. 3 to 26...compiled an 8.25 ERA and 1.120 opponents OPS during the streak, which spanned five starts...allowed a career-high nine hits in a season-low tying 4.0 innings in a 6-1 loss to Texas on Aug. 8...matched his career highs in runs (7) and hits (9) and tossed a season-low tying 4.0 innings in a 12-1 loss to Baltimore on Aug. 20...matched his career highs in hits (9) and home runs (3) in a 6-2 loss at Chicago (AL) on Aug. 26...went 0-4 with an 8.25 ERA and 1.120 opponents OPS in five starts in August...the losses tied for second in the majors and matched the most by an Athletic in August over the last 54 years...based on a minimum of 20 innings, he had the second highest August OPS in Athletics history (Troy Herriage, 1.186 in 1956)...had two wins through the end of August and allowed six or more home runs in each of the first five months of the season...then went 3-2 with a 2.93 ERA in five starts in September and surrendered just one home run in 27.2 innings...tied for fifth in the majors in wins in September...logged 6.0 scoreless innings on Sept. 1 in a 9-2 win over Los Angeles (AL)...it snapped his career-high tying four-game losing streak and it also snapped a six-game home losing streak dating back to 2022...it was his first win in the Coliseum since Sept. 20, 2022 against Seattle...it was his first win of 2023 against an American League team and snapped a nine-game losing streak against AL competition, which is the longest by an A's pitcher against the AL since the start of interleague play in 1997...it began a three-start winning streak through Sept. 12 (1.59 ERA), which is the longest winning streak by an Athletic in 2023...then went 0-3 with a 5.52 ERA over his final three starts...tossed a career-low tying 4.0 innings in his final start on Oct. 1 at Los Angeles (AL).

CAREER

2022—Pitched for four different teams in two organizations and made his Major League debut, combining for a 6-3 record, a 3.86 ERA and .716 opponents OPS in 17 games, including 11 starts... was on the Yankees Opening Day roster and went 3-0 with a 2.05 ERA in seven games, including two starts, over five stints...was traded to the A's with three other players for Frankie Montas and Lou Trivino on Aug. 1...made one start for Triple-A Las Vegas before reporting to Oakland on Aug. 10 and was 3-3 with a 4.69 ERA in 10 games, including nine starts, with the A's...his six wins ranked sixth among American League rookies...his 3.86 ERA was fifth lowest among AL rookies with 70 or more innings pitched...combined for a .256 opponents batting average, which broke down to .254 with a .723 OPS against right-handed hitters compared to .265 with a .684 OPS against left-handers...yielded 17 of his 20 extra base hits to righties, including all eight of his home runs...opponents hit .256 with the bases empty, .255 with runners on...allowed a .226 average with runners in scoring position...was 5-3 with a 4.27 ERA and .776 opponents OPS in his 11 starts compared to 1-0 with a 2.60 ERA and .501 OPS in six relief appearances...surrendered seven of his eight home runs as a starter...stranded both of his inherited runners in relief and first batters faced were 0-for-5 with a walk...was 4-0 with a 2.31 ERA and .585 opponents OPS in eight games against AL West teams, 2-3 with a 5.81 ERA and .858 OPS in nine games against all other teams...had a 1.64 ERA in the first inning...allowed 10 of his 31 runs in the second inning for a 6.75 ERA...had a 3.64 ERA from the third inning on...combined for a 4-3 record and a 4.25 ERA in 10 games in the Coliseum and Yankee Stadium...was 2-0 with a 3.25 ERA in seven games on the road...allowed three hits or fewer in 10 of his 17 appearances and two runs or fewer 13 times... was 1-1 with a 1.67 ERA in 11 games, including nine starts, with Triple-A Scranton/Wilkes-Barre and allowed one run in 4.2 innings for a no decision in his only start with Las Vegas...combined with both clubs to go 1-1 with a 1.70 ERA and .438 opponents OPS in 12 games, including 10 starts...struck out 60 batters in 47.2 innings (11.33 per nine innings) and walked just seven (1.32 per nine innings) for a strikeout-to-walk ratio of 8.57...yielded just three home runs...had the lowest opponents OPS among Triple-A pitchers with 40 or more innings pitched, the second lowest ERA and on-base percentage (.200), tied for the third lowest slugging percentage (.238) and had the fourth lowest batting average (.163)...his opponents batting average broke down to .143 with a .297 OPS against left-handed hitters compared to .179 with a .551 OPS against right-handers...surrendered all three of his home runs and issued six of his seven walks to righties... allowed a .137 batting average and all three of his home runs with the bases empty, .229 with runners on...opponents hit .162 with runners in scoring position...yielded a .117 batting average with two strikes...opponents hit under .200 from each spot in the order except the eight (.250) and nine (.333) spots...had just two decisions as he tossed fewer than five innings in 10 of his 12 outings...his teams were 5-5 in his starting assignments...allowed four hits or fewer in each of his 12 appearances and yielded one run or fewer nine times...did not walk more than one batter in an outing...surrendered all three of his home runs in one start...was on the Yankees Opening Day roster and made his Major League debut on April 13 against Toronto (1.0 ip, 1 so)...retired the side in order in the ninth, fanning George Springer for his first career strikeout...was credited with his first ML win on April 16 at Baltimore when he relieved Tailon with two outs in the fifth and the Yankees leading 4-2 (1.0 ip, 2 h, 1 bb, 1 so)...was optioned to Triple-A Scranton/Wilkes-Barre following the game...struck out a minor league season-high eight batters in 3.2 innings on May 10 against Syracuse...tossed 5.2 innings scoreless innings on May 15 against Syracuse for his only Triple-A win...logged 4.2 hitless innings on May 20 at Worcester and was 1-0 with a 0.83 ERA and .147 opponents batting average in six games, four starts, when he was recalled by New York on May 25...made his first Major League start that day against Baltimore and combined with four relievers on a five-hit shutout in the Yankees 2-0 win...tossed 5.0 innings while allowing three of the hits and was sent back to Triple-A following the game...matched his minor league season-best with eight strikeouts on June 21 at Toledo and was 0-1 with a 3.06 ERA in four starts during his second stint with the RailRaiders when the Yankees called on June 28...logged 5.2 scoreless innings in a start and win in the Yankees 2-1 victory over Oakland that day and became just the third pitcher in Yankees history to toss at least 5.0 scoreless innings in each of his first two ML starts, joining Luis Gil (2021) and Slow Joe Doyle (1906)...was sent back to the minors following the game but did not pitch before he was recalled for his fourth stint on July 3...faced Cleveland on July 3 and tossed a scoreless sixth and seventh inning to extend his career-opening scoreless streak to 14.2 innings...the streak ended in the eighth inning when he exited the game with a runner on, who eventually scored...pitched 3.2 innings of relief on July 13 vs. Cincinnati and

was optioned following the game...once again, did not pitch before he was recalled as the 27th man for the July 21 doubleheader against Houston...pitched in relief in the second game (3.0 ip, 1 h, 2 r, 2 er, 1 so) and was sent back to Scranton/Wilkes-Barre following the game...made his final appearance in the Yankees organization on July 27 at Rochester and tossed 3.2 scoreless innings (1 h, 1 bb, 5 so)...was traded to Oakland on Aug. 1 with Cooper Bowman, Luis Medina and Ken Waldichuk for Frankie Montas and Lou Trivino...made his only start with Las Vegas Aug. 3 against Reno...was recalled by Oakland on Aug. 10 and spent the remainder of the season with the A's...tossed 5.0 scoreless innings Aug. 16 at Texas for his first win as an Athletic...extended his career-opening winning streak to five games in a 5-3 win over Seattle on Aug. 21...that made him 5-0 with a 1.93 ERA and .555 opponents OPS over his first 10 career appearances, including five starts...then faced his former team, the Yankees, in his next start on Aug. 26 and was tagged with the first loss of his career in a 3-2 decision in Oakland...that began a season-ending stretch where he went 1-3 with a 6.06 ERA and .874 OPS over his final seven games, including six starts...finished August 2-1 with a 2.53 and .744 opponents OPS in four starts...tossed just 2.0 innings in a 15-2 loss to Chicago (AL) on Sept. 8...it was his shortest outing as a starter...tossed 6.0 scoreless innings in his final start at Seattle on Oct. 1 but had a no decision in the A's 5-1 loss.

2021—Went 10-2 with one save and a 3.46 ERA in 25 games, including 18 starts, between Double-A Somerset and Triple-A Scranton/Wilkes-Barre in 2021...tied for second among Yankees farmhands in wins, ranked third in strikeouts (136) and sixth in ERA (min. 100.0 ip)...began the season with Double-A Somerset, going 3-2 with one save and a 4.09 ERA in 15 games, eight starts...was named the Double-A Northeast Pitcher of the Week for the week of May 31-June 6 after going 1-0 with a 0.00 ERA (6.0 ip, 3 h, 1 r, 0 er, 1 bb, 10 so) in two games, one start...was promoted to Triple-A Scranton/Wilkes-Barre on Aug. 3 and went 7-0 with a 2.87 ERA in 10 starts.

2020—Did not pitch due to the Covid-19 pandemic.

2019—Made 13 appearances, including six starts, with Single-A Tampa, going 4-4 with one save and a 4.07 ERA...struck out 45 and walked 16 in 48.2 innings...surrendered just three home runs.

2018—Spent the entire season with Single-A Charleston, going 1-5 with a 2.67 ERA in 11 games, including 10 starts...struck out 54 batters in 54.0 innings and walked just 11.

2017—In his professional debut, combined with Short-Season Everett and Single-A Clinton for a 1-2 record, three saves and a 0.65 ERA in 17 relief appearances...struck out 51 in 27.2 innings, an average of 16.59 strikeouts per nine innings...did not allow a home run...was tabbed a Mariners Organization All-Star by MiLB.com...began the season with Everett, going 1-1 with a 1.69 ERA in seven relief appearances...was promoted to Clinton on July 21 and went 0-1 with three saves without allowing an earned run in 10 relief appearances (17.0 ip).

PERSONAL/MISCELLANEOUS

John Patrick Sears Jr....is married, Aileen...graduated from Wilson Hall HS (S.C.) in 2014...was named the 2014 SCISA Class 3A Player of the Year...also starred as a defensive back on Wilson Hall's 2013 SCISA Class 3A State Championship football team...attended The Citadel where he was 17-15 with a 3.98 ERA in 46 career appearances, 42 starts, in three seasons...struck out 317 in 253.0 innings...was named the Southern Conference Pitcher of the Year in 2017 and also earned All-America honors from Collegiate Baseball (second team), Baseball America (third team), the ABCA (third team), the NCBWA (third team) and D1Baseball.com (third team)...tied a school record with 20 strikeouts in a two-hit shutout on March 24, 2017 vs. VMI.

LIFETIME PITCHING RECORD

Year	Club	W	L	ERA	G	GS	CG	SHO	SV	IP	H	R	ER	HR	HB	BB	IBB	SO	WP	BK
2017	Everett	1	1	1.69	7	0	0	0	0	10.2	6	4	2	0	1	3	0	22	1	0
	Clinton	0	1	0.00	10	0	0	0	3	17.0	7	2	0	0	1	9	1	29	0	0
2018	Charleston	1	5	2.67	11	10	0	0	0	54.0	38	19	16	7	5	11	0	54	0	1
2019	Tampa	4	4	4.07	13	6	0	0	1	48.2	41	23	22	3	11	16	0	45	1	0
2020	(Minor League Season Cancelled — Did Not Pitch)																			
2021	Somerset	3	2	4.09	15	8	0	0	1	50.2	45	24	23	6	4	18	0	71	1	1
	Scranton/Wilkes-Barre	7	0	2.87	10	10	0	0	0	53.1	41	19	17	5	0	11	0	65	2	0
2022	Scranton/Wilkes-Barre	1	1	1.67	11	9	0	0	0	43.0	24	12	8	3	1	7	0	55	1	0
	NEW YORK (AL)	3	0	2.05	7	2	0	0	0	22.0	14	5	5	1	1	5	0	15	0	0
	Las Vegas	0	0	1.93	1	1	0	0	0	4.2	4	1	1	0	0	0	0	5	0	0
	OAKLAND	3	3	4.69	10	9	0	0	0	48.0	53	26	25	7	1	18	1	36	0	0
2023	OAKLAND	5	14	4.54	32	32	0	0	0	172.1	165	90	87	34	16	53	2	161	2	0
Major League Totals		11	17	4.35	49	43	0	0	0	242.1	232	121	117	42	18	76	3	212	2	0
Minor League Totals		17	14	2.84	78	44	0	0	5	282.0	206	104	89	24	23	75	1	346	6	2

CAREER TRANSACTIONS

2017 — Selected by the Seattle Mariners organization in the 11th round of the First-Year Player Draft. Traded to the New York Yankees with pitcher Juan Then for pitcher Nick Rumbelow, November 18. **2022** — Traded to the Oakland Athletics with pitcher Luis Medina, minor league pitcher Ken Waldichuk and minor league infielder Cooper Bowman for pitchers Frankie Montas and Lou Trivino, August 1.

SEARS' CAREER BESTS

Low Hit Complete Game: None

Innings Pitched: 7.1, July 4, 2023 at Detroit


Strikeouts: 11, April 21, 2023 at Texas

Pitches: 112, June 5, 2023 at Pittsburgh

Longest Winning Streak: 5, April 16 to August 21, 2022

Longest Losing Streak: 4 (three times), last: August 3 to 26, 2023

Longest Scoreless Streak: 14.2, April 13 to July 3, 2022

**CATCHER****Height/Weight:** 6-2 / 200**Bats/Throws:** Left / Right**Birthdate:** November 24, 2001**Opening Day Age:** 22**Birthplace/Resides:** Turlock, California / Turlock, California**Major League Service:** 80 days**Obtained:** Selected in the 1st round (26th selection overall) of the 2020 First-Year Player Draft**Contract Status:** First year of a one-year contract through 2024
 [Updated Stats](#)
CAREER HIGHLIGHTS

Was the A's first round selection in the 2020 First-Year Player draft out of Turlock High School and made his Major League debut with Oakland in 2023, batting .160 with three home runs and seven RBI in 45 games...is a .271 hitter with 62 home runs and 216 RBI in 268 games over three seasons in the A's farm system...played in the Futures Game in 2021 and 2023...was a Midwest League Postseason All-Star in 2022...was ranked as the A's number one prospect by *Baseball America* following the 2020, 2021 and 2022 seasons...was listed as the A's number one prospect by MiLB.com following the 2022 season...was named an A's Organizational All-Star by MiLB.com in 2021, 22 and 23.

2023 HIGHLIGHTS

- Made his Major League debut at the age of 21 and batted .160 with three home runs and seven RBI in 45 games over two stints with the A's...also hit .252 with 21 home runs, 62 RBI and an .834 OPS in 77 games with Triple-A Las Vegas.
- With Oakland, he made 33 of his 36 starts in games in which the opponent started a right-handed pitcher...hit .159 (17-for-107) with all three of his home runs, six of his seven RBI and a .472 OPS against right-handers...was 3-for-18 (.167) with a .472 OPS against left-handers.
- Hit .211 with all three of his home runs and a .648 OPS in 19 games on the road, .118 with a .325 OPS in 26 home games.
- Batted .136 with runners in scoring position...all three of his home runs were solo shots.
- Had a .227 batting average, two home runs and four RBI in 15 interleague games, .123 with one home run and three RBI in 30 games against American League competition.
- Hit .045 with two strikes.
- Started 15 games at catcher, 13 at designated hitter and eight at first base...committed one error, and it came in his 10 games as a first baseman (.981 fielding percentage)...opponents were 10-for-13 (76.9%) in stolen base attempts with him behind the plate.
- Was 2-for-7 (.286) with a walk, home run and RBI as a pinch hitter.
- Started games at each of the bottom five spots in the order and had his most starts batting eighth (11).
- His .252 batting average with Las Vegas was the lowest of his three seasons in the minors as was his .307 on-base percentage...topped 20 home runs for the second consecutive season.
- Hit .277 (26-for-94) with an .842 OPS against left-handed pitchers, .241 (51-for-212) with an .830 OPS against right-handers.
- Batted .292 with 14 of his 21 home runs with the runners on base, .216 with the bases empty...hit .236 with runners in scoring position.
- Had a .192 batting average and a .711 OPS at home, .306 with a .946 OPS on the road.
- Hit .119 with two strikes.
- Started 38 games at catcher, 28 at first base and nine at designated hitter...made six errors as a first baseman (.967 fielding percentage) and four as a catcher (.988)...opponents were 33-for-39 (84.6%) in stolen base attempts with him behind the plate.
- Made starts at each spot in the order from second through seventh, including 25 hitting fifth and 20 in the three spot.
- Was named an A's Organization All-Star by MLB.com following the season.

- DAY-BY-DAY:** Began the year at Las Vegas and went 6-for-13 (.462) with four doubles, a home run and four RBI over his first three games...including April 2 at Reno when he matched his minor league career high with three hits...it was his first of four three-hit games in 2023... then went 14-for-72 (.194) over a 17-game stretch from April 5-29 and ended up batting .222 in 19 games in April...was 0-for-5 with a career-high tying four strikeouts April 19 at Sugarland...started May by hitting safely in each of his first nine games (11-for-37, .297), his longest hitting streak as a minor leaguer in 2023...had five straight multiple hit games from May 14-19 (11-for-23, .478)...went 3-for-28 (.107) over an eight-game stretch from May 23-June 1...two of the three hits were home runs on May 26 at Tacoma, the sixth two-homer game of his career...also went deep twice on June 3 against El Paso and June 29 against Round Rock and now has eight two-homer games as a minor leaguer...hit .277 in May and then batted .263 with nine home runs and 22 RBI in 20 games in June...led the Pacific Coast League in home runs in June and tied for seventh in RBI...drove in a season-high four runs June 3 against El Paso...reached base safely in 17 consecutive minor league games from June 16-Aug. 24...hit .304 with a .360 on-base percentage during the streak, which is the longest of his career...was batting .254 with 20 home runs, 59 RBI and an .838 OPS in 69 games when he was selected to play in the All-Star Futures Game on July 8 at Seattle...played the entire game at first base for the American League squad and went 1-for-2 with a walk...did not return to Las Vegas as he was selected by Oakland on July 14, the first day after the All-Star Break...made his Major League debut that night against Minnesota and went 0-for-3 with a walk in a start at designated hitter...is the fourth 21-year-old non-pitcher to play for the A's this century along with Jordan Diaz (2022), Franklin Barreto (2017) and Daric Barton (2007)...started at catcher the next day at the age of 21 years and 233 days to become the second youngest starting catcher in Oakland history...the youngest is Scott Meyer, who was 21 years and 38 days when he made his only career start on Sept. 26, 1978 at Chicago...singled off the Twins Pablo López in the sixth inning for his first ML hit...started at first base on July 16 against the Twins at the age of 21 years and 234 days...in Oakland history, only Mike Davis has started at first base at a younger age...Davis had seven starts younger than Soderstrom with the youngest coming at 21 years and 37 days on July 18, 1980...had a career-high 0-for-17 streak from July 16-23...drove in his first run July 23 against Houston on a sixth inning single to start a career-best four-game hitting streak through July 30 (5-for-13, .385)...hit his first Major League home run Aug. 3 at Los Angeles (NL), an eighth inning solo shot off Emmet Sheehan...the home run came while playing first base...at the age of 21 years and 252 days, he became the youngest A's first baseman to homer since Chubby Dean on Aug. 23, 1936 at the age of 20 years, 365 days...had another 0-for-17 streak from Aug. 5-12...hit his first career pinch hit home run Aug. 16 at St. Louis...was batting .165 with two home runs and five RBI in 27 games when he was optioned to Las Vegas Aug. 21...went 6-for-26 (.231) with five walks in eight games with the Aviators before returning to Oakland when rosters expanded on Sept. 1...was 6-for-40 (.150) with a home run and two RBI over his final 18 games.

CAREER

2022—Spent most of the season at High-A Lansing, where he was named to the Midwest League Postseason All-Star team, but also made his Double-A debut with Midland and Triple-A debut with Las Vegas...combined with all three teams to hit .267 with 29 home runs, 105 RBI and an .825 OPS in 134 games...led the A's farm system in home runs, RBI and extra base hits (55), tied for the lead in total bases (253), ranked second in slugging (.501) and hits (135), tied for second in triples (5), tied for fifth in OPS, eighth in runs (66), ninth in batting and tied for ninth in doubles (21)...played in just 89 games with the Lugnuts but ranked second in the ML in slugging (.513) and RBI (71), tied for second in home runs (20), fourth in extra base hits (42) and fifth in OPS (.836)...batted .293 with a .900 OPS against right-handed pitchers compared to .204 with a .641 OPS against left-handers...had a .301 batting average with runners in scoring position...15 of his 29 home runs came with runners on base...was 3-for-9 (.333) with a grand slam and 12 RBI with the bases loaded...started 58 games at first base, 50 at catcher and 25 at designated hitter...committed seven errors, including four at catcher (.990 fielding percentage) and three at first base (.993)...opponents were successful in 44-of-53 (83.0%) stolen base attempts with him behind the plate...hit .283 as the designated hitter...homered in his only at bat as a pinch hitter...started games at every spot in the order from second through sixth, including 48 games batting third, 44 hitting cleanup and 30 from the five spot...was rated as the A's best prospect by *Baseball America*

and MiLB.com following the season...was also tabbed as an A's Organizational All-Star by MiLB.com...had his third career two-homer game in the first game of an April 23 doubleheader against Fort Wayne...hit a walk-off grand slam in a 7-3 win over Dayton on May 12 and had his fourth career two-homer game three days later against the Dragons...that began a 15-game stretch where he hit .317 with seven home runs and 19 RBI in 15 games...batted .274 in May but had eight home runs and 22 RBI in 24 games for a .920 OPS...hit .337 with nine home runs and 27 RBI over his final 24 games with Lansing beginning June 28...matched his career high by scoring three runs June 30 at Lake County...had his fifth career two-homer game July 26 at Great Lakes...hit .320 with seven home runs, 22 RBI and a 1.084 OPS in 21 games in July...was batting .260 with 20 home runs and 71 RBI in 78 games with Lansing when he was promoted to Midland on Aug. 1...hit .278 with eight home runs and 28 RBI in 36 games with the RockHounds...had a pinch hit home run Sept. 4 against Arkansas...hit safely in a season-high seven consecutive games from Sept. 9 to 17...went 10-for-24 (.417) with three home runs and nine RBI during the streak...was promoted to Las Vegas on Sept. 19 and went 11-for-37 (.297) with a home run and six RBI in nine games with the Aviators.

2021—Made his professional debut with Low-A Stockton and hit .306 with 12 home runs and 49 RBI in 57 games in a season shortened by a muscle strain in his back...added 27 walks for a .390 on-base percentage and slugged .568 for a .958 OPS...based on a minimum of 250 plate appearances, his slugging percentage and OPS were third best in the Low-A West, his on-base percentage ranked eighth and his batting average was 10th...hit .375 with an 1.141 OPS against left-handed pitchers compared to .283 with an .896 OPS against right-handers...had a .317 average with runners in scoring position and was 4-for-7 (.571) with a walk, home run and 10 RBI with the bases loaded...batted .326 on the road and .315 at night...started 38 games at catcher and nine at first base...also went 8-for-42 (.190) in 10 starts at designated hitter...tossed out 15-of-70 (21.4%) attempted stealers...committed six errors as a catcher for a .985 fielding percentage...batted third 51 times, second four times and fourth twice...was rated as the A's number 1 prospect by *Baseball America* following the season...was also tabbed as the Best Hitter for Average in the Best Tools survey by the magazine...named an A's Organizational All-Star by MiLB.com...was also selected to play in the Futures Game...went 1-for-3 with a walk in his professional debut on May 4 at Modesto...doubled in his first bat in the first inning off Josias De Los Santos for his first hit...drove in his first run on a second inning double on May 12 vs. San Jose...went homerless over his first 22 games through May 28...then homered 12 times over his final 35 games, beginning May 29 at Rancho Cucamonga when he hit a third inning grand slam off Robbie Peto...went 13-for-38 (.342) with 12 runs, five home runs and 16 RBI over a 10-game span from May 29-June 10...finished May with a .315 batting average in 23 games and led the league with 11 doubles...then earned Low-A West Player of the Month honors for June when he hit .315 with seven doubles, a triple, eight home runs, 26 RBI and 11 walks in 22 games...led the league in extra base hits (16), tied for the lead in home runs, ranked second in RBI and slugging (.685) and tied for second in OPS (1.089)...had his first career two-homer game and collected a career-high five RBI June 10 against San Jose...added a second two-homer, five-RBI game June 18 at Fresno...had a season-best 13-game hitting streak from June 16-July 13...hit .393 (22-for-56) with 15 runs, five home runs and 17 RBI during the streak...had a streak of eight consecutive games with a RBI from June 18-29 (14 RBI total)...played first base for the American League Futures team in the All-Star Futures Game at Colorado on July 11 and struck out in his only at bat...was 3-for-4 in his first game back with Stockton on July 13 but then went 5-for-25 (.200) over his next eight games before he was placed on the seven-day IL Aug. 15 with a strained right quadratus lumborum muscle...was transferred to the 60-day IL on Aug. 25 and missed the remainder of the season.

2020—Was the A's first round selection and the 26th pick overall in the 2020 First-Year Player draft...signed on June 29 and was added to Oakland's 60-man player pool on July 11...did not play in 2020...was rated as the A's number one prospect by *Baseball America* following the season...was tabbed as third best by MLB.com.

PERSONAL/MISCELLANEOUS

Tyler Christian Soderstrom was originally signed by A's scout Kevin Mello...graduated from Turlock (Calif.) High School in 2020...was the Gatorade California Baseball Player of the Year for 2019-20...had a .373 career average in 82 games for the Bulldogs...was ranked as the No. 7 high

school prospect by *Baseball America* prior to the draft...is the son of Steve Soderstrom, who was San Francisco's first round pick in 1993, making them the 10th father and son duo to be selected in the first round...his dad pitched professionally for seven seasons, including three starts with the Giants in 1996.

LIFETIME PLAYING RECORD

Year	Club	AVG.	G	AB	R	H	2B	3B	HR	RBI	SH	SF	HP	BB	SO	SB	CS	OBP	SLG	E		
2020																						
																						(Minor League Season Cancelled — Did Not Play)
2021	Stockton	.306	57	222	39	68	20	1	12	49	0	1	4	27	61	2	1	.390	.568	7		
2022	Lancaster	.260	89	335	47	87	19	3	20	71	0	3	4	29	99	0	0	.323	.513	3		
	Midland	.278	36	133	17	37	1	2	8	28	0	3	1	10	33	0	1	.327	.496	2		
	Las Vegas	.297	9	37	2	11	1	0	1	6	0	0	0	1	13	0	0	.316	.405	2		
2023	Las Vegas	.252	77	306	49	77	17	2	21	62	0	3	1	25	88	2	0	.307	.526	10		
	OAKLAND	.160	45	125	9	20	1	0	3	7	0	1	1	11	43	0	0	.232	.240	1		
	Major League Totals	.160	45	125	9	20	1	0	3	7	0	1	1	11	43	0	0	.232	.240	1		
	Minor League Totals	.271	268	1033	154	280	58	8	62	216	0	10	10	92	294	4	2	.334	.523	24		

CAREER TRANSACTIONS

2020 — Selected by the Oakland Athletics in the 1st round (26th selection overall) of the First-Year Player Draft.

SODERSTROM'S CAREER BESTS

Hits: 2 (twice), last: July 29, 2023 at Colorado

Home Runs: 1 (three times), last: September 10, 2023 at Texas

Runs Batted In: 1 (seven times), last: September 19, 2023 vs. Seattle

Stolen Bases: None

Hitting Streak: 4, July 23 to 30, 2023

Hitless Streak (At Bats): 17 (twice), last: August 5 to 12, 2023

Game Ending RBI: None

Grand Slams: None

Pinch-Hit Home Runs: 1, August 16, 2023 at St. Louis (Casey Lawrence)

Inside-The-Park Home Runs: None

Lead Off Home Runs: None

**RIGHT-HANDED PITCHER****Height/Weight:** 6-2 / 185**Bats/Throws:** Right / Right**Birthdate:** May 6, 1998**Opening Day Age:** 25**Birthplace/Resides:** Kirkland, Washington / Kirkland, Washington**Major League Service:** None**Obtained:** Selected in the Rule 5 draft, December 6, 2023**Contract Status:** First year of a one-year contract through 2024
 [Updated Stats](#)
CAREER HIGHLIGHTS

Was selected by the A's in the Rule 5 draft following the 2023 season after beginning his career in the New York (AL) organization...was selected by the Yankees in the 10th round of the 2019 First-Year Player Draft and went 23-24 with a 4.35 ERA in 95 games, including 74 starts, in four seasons in the New York farm system...has 427 strikeouts in 426.1 innings...has walked just 136 batters, an average of 2.87 per nine innings...has allowed 58 home runs or 1.22 per nine innings...led all of minor league baseball in innings pitched in 2023 (163.0).

2023 HIGHLIGHTS

- Spent the entire season at Triple-A Scranton/Wilkes-Barre and went 8-8 with a 4.47 ERA and .758 opponents OPS in 29 starts.
- Had 163.0 innings pitched, which were the most in all of the minor leagues...ranked third in the minors in most pitches (2,564), tied for third in games started, allowed the fifth most hits (162) and tied for the sixth most home runs (30).
- Led the International League in games started, innings pitched and most hits, ranked second in strikeouts (153) and most runs (89), tied for second in most home runs (30), fifth in ERA and tied for ninth in wins.
- Also led the Yankees farm system in games started and innings pitched, while ranking fourth in strikeouts and tied for fifth in wins.
- Had career highs in every counting category.
- Allowed a .254 opponents batting average, which broke down to .235 (76-for-323) with a .702 OPS against left-handed hitters compared to .273 (86-for-315) with a .814 OPS against right-handers.
- Of his 30 home runs allowed, 23 were solo shots.
- Opponents hit .238 with runners in scoring position...they were 5-for-12 (.417) with a grand slam with the bases loaded.
- Went 7-0 with a 3.23 ERA and .706 opponents OPS in 14 starts at home and 1-8 with a 5.79 ERA and .808 OPS in 15 starts on the road...tied for sixth in the minors in home wins but tied for the second most road losses.
- Was 6-3 with a 3.86 ERA and .701 OPS in 20 night games, 2-5 with a 6.02 ERA and .888 OPS in nine day games.
- Was 1-3 with a 3.12 ERA in 13 starts on five days rest, 7-5 with a 5.72 ERA in his other 15 starts.
- Tossed at least five innings in 24 of his 29 starts, including 7.0 or more eight times.
- Averaged 88.4 pitches per game.
- **DAY-BY-DAY:** Did not allow an earned run in his first two starts (9.2 ip) but then allowed at least five runs in three consecutive starts from April 16-27 (15.19 ERA)...yielded three home runs in a game for the first time in his career in the first game of an April 16 doubleheader against Syracuse (also surrendered three home runs July 16 at Norfolk) ...walked a career-high five batters and allowed six runs in 1.2 innings on April 21 at St. Paul but had a no decision in a 10-9 loss...finished April with a 1-2 record and a 7.97 ERA in five starts but then went 3-0 with a 2.21 ERA in six starts in May...tossed 7.0 scoreless innings on May 31 at Lehigh Valley but had a no decision in a 7-5 RailRiders win in 10 inning ...allowed a career-high 10 runs on nine hits and three walks in 3.2 innings in an 18-10 loss at Rochester on June 13...won three

consecutive starts from June 24 to July 6 (1.77 ERA)...capped that stretch by tossing a career-high 7.1 innings and allowing two runs in an 18-2 victory on July 6 against Lehigh Valley...also logged a career-high 104 pitches that day, one of three outings of 100 or more pitches...then went 1-2 with an 8.10 ERA over his next three starts from July 16-30...allowed nine runs on a career-high tying 10 hits in 5.0 innings in an 11-8 loss at Buffalo on July 30...posted a 3.26 ERA over his final eight starts beginning Aug. 11 but was 0-2 with six no decisions over that stretch...struck out a career-high 10 batters in 7.0 innings in the first game of an Aug. 23 doubleheader against Lehigh Valley...was 0-1 with a 2.97 ERA in five starts in August.

CAREER

2022—Began the year at Double-A Somerset and was 3-5 with a 5.24 ERA in 17 games, including 15 starts, when he was promoted to Triple-A Scranton/Wilkes-Barre on Aug. 2...went 3-2 with a 3.86 ERA in 10 starts with the RailRiders...combined for a 6-7 record, a 4.70 ERA and .771 opponents OPS in 27 games, including 25 starts, overall...ranked third in the Yankees farm system in innings pitched (130.1), tied for third in games started and sixth in strikeouts (127)...allowed a .268 opponents batting average, which broke down to .268 with a .738 OPS against left-handed hitters compared to .269 with a .802 OPS against right-handers...opponents hit .264 with the bases empty, .274 with runners on...was 5-3 with a 3.62 ERA in 13 games on the road and combined for a 1-4 record and a 5.76 ERA in 14 starts in his home ballparks...tossed at least 5.0 innings in 16 of his 27 appearances and logged 2.2 innings or more in each outing...tossed 5.0 scoreless innings for the win in his second start on April 20 Hartford...had a 2.77 ERA in three starts in April, which was his lowest ERA in any month...logged a season-high 6.0 innings May 11 at Altoona, his first of six appearances of exactly 6.0 innings...struck out a season-high eight batters on May 24 at Portland...did it again on June 16 at New Hampshire...logged a season-high 95 pitches in 5.0 innings on June 22 against Hartford...was promoted to Scranton/Wilkes-Barre on Aug. 2 and made his Triple-A debut that day against Buffalo...was the losing pitcher in a 4-0 loss (4.2 ip, 6 h, 2 r, 2 er, 1 bb, 4 so)...had his second scoreless start on Aug. 20 at St. Paul when he pitched 6.0 innings and allowed just two hits in a 4-0 win...had his only winning streak of the season when he picked up the victory in back-to-back starts on Sept. 8 at Durham and Sept. 14 against Worcester.

2021—Spent his first full minor league season with Hudson Valley and went 7-6 with a 3.94 ERA and .691 opponents OPS in 23 appearances, including 20 starts...struck out 118 batters in 105.0 innings, a career-high average of 10.11 strikeouts per nine innings...ranked second in the High-A East in ERA, strikeouts, games started and innings pitched and tied for eighth in wins...ranked ninth in the Yankees farm system in innings and tied for ninth in wins and strikeouts...allowed a .249 opponents batting average, which broke down to .223 with a .652 OPS against left-handed hitters compared to .266 with a .716 OPS against right-handers...opponents hit .249 with bases empty, .249 with runners on base...seven of the 10 home runs he allowed were solo shots...was 6-6 with a 3.29 ERA in 19 night games, 1-0 with a 7.98 ERA in four day games...went 7-1 with a 3.14 ERA over an 11-start stretch from June 22 to Aug. 21...tossed a season-high 6.2 innings July 23 at Aberdeen (also Aug. 27 at Winston-Salem)...did not allow a run in back-to-back starts on July 30 against Wilmington (5.0 ip) and Aug. 4 at Brooklyn (6.0 ip) as part of a 15.2-inning scoreless streak from July 23 to Aug. 10...was 2-1 with a 1.95 ERA in five starts in July...then went 4-1 with a 4.08 ERA in five starts in the month of August...the four wins tied for the most in the minors in August...logged 6.0 scoreless innings and a season-high 95 pitches in a 3-2 win at Brooklyn on Aug. 4...struck out a season-high nine batters in 5.2 innings on Sept. 8 at Brooklyn and matched that mark with nine in 5.0 innings in his final start on Sept. 19 against Greensboro.

2020—Did not pitch as the minor league season was cancelled due to the pandemic.

2019—Made his professional debut with Pulaski of the Appalachian League and went 2-3 with four saves and a 3.54 ERA in 16 relief appearances...tied for the third in the league in saves...struck out 29 batters in 28.0 innings and walked just four (1.29 per nine innings)...did not surrender a home run...allowed a .163 opponents batting average, which included .140 with a .322 OPS against left-handed hitters and .182 with a .533 OPS against right-handers...was 2-0 with a 1.20 ERA in nine games on the road, 0-3 with a 6.23 ERA in seven games at home...made his debut on

June 26 at Princeton (1.2 ip, 2 so)...did not allow a run in six games (10.2 innings) in July as part of an 18.2-inning scoreless streak from July 5 to Aug. 17.

PERSONAL/MISCELLANEOUS

Mitchell Perry Spence...graduated from Green Hope (NC) High School in 2016...attended the University of South Carolina-Aiken and was 17-10 with two saves and a 3.83 ERA in 47 games, including 28 starts, in three seasons with the Pacers.

LIFETIME PITCHING RECORD																						
Year	Club	W	L	ERA	G	GS	CG	SHO	SV	IP	H	R	ER	HR	HB	BB	IBB	SO	WP	BK		
2019	Pulaski	2	3	3.54	16	0	0	0	4	28.0	16	13	11	1	0	4	1	29	1	0		
2020		(Minor League Season Cancelled — Did Not Pitch)																				
2021	Hudson Valley	7	6	3.94	23	20	0	0	0	105.0	99	52	46	10	6	37	0	118	12	0		
2022	Somerset	3	5	5.24	17	15	0	0	0	79.0	86	49	46	12	4	26	0	79	3	1		
	Scranton/Wilkes-Barre	3	2	3.86	10	10	0	0	0	51.1	52	24	22	5	2	16	0	48	0	0		
2023	Scranton/Wilkes-Barre	8	8	4.47	29	29	0	0	0	163.0	162	89	81	30	8	53	0	153	11	1		
Minor League Totals		23	24	4.35	95	74	0	0	4	426.1	415	227	206	58	20	136	1	427	27	2		

CAREER TRANSACTIONS

2019 — Selected by the New York Yankees organization in the 10th round of the 2019 First-Year Player Draft.

2023 — Selected by the Oakland Athletics in the Rule 5 draft, December 6.

**RIGHT-HANDED PITCHER****Height/Weight:** 6-3 / 208**Bats/Throws:** Right / Right**Birthdate:** November 23, 1989**Opening Day Age:** 34**Birthplace/Resides:** Blue Bell, Pennsylvania / Granbury, Texas**Major League Service:** 7 years, 115 days**Obtained:** Acquired from the San Francisco Giants with cash considerations for Jonah Cox, February 2, 2024**Contract Status:** Second year of a two-year contract through 2024
[@RossStripling](#)
[ross_stripling](#)
[Updated Stats](#)
CAREER HIGHLIGHTS

Has pitched eight seasons in the majors with three different teams and is 38-43 with a 3.96 ERA in 226 games, including 115 starts, with the Dodgers (2016-20), Blue Jays (2020-22) and Giants (2023)...has walked just 175 batters in 761.0 innings, an average of 2.07 walks per nine innings... has pitched in the postseason in four of his eight seasons, including 2017 with the Dodgers when they reached the World Series but lost to Houston...was named to the National League All-Star Team in 2018...was a fifth round selection of the Dodgers in 2012 First-Year Player Draft, was dealt to the Blue Jays at the 2020 trading deadline in a deal that included current Athletic Ryan Noda, and signed a two-year deal with the Giants following the 2022 season.

2023 HIGHLIGHTS

- Went 0-5 with a 5.36 ERA and .817 opponents OPS in 22 games, including 11 starts, in his first year with the Giants in a season shortened due to two stints on the injured list.
- Allowed more home runs (20) than walks (16)...among pitchers with 81.0 or more innings pitched, he averaged the eighth fewest walks per nine innings in the majors (1.62) but the 11th most home runs (2.02).
- Had the highest opponents batting average of his career (.287) and the second highest ERA, opponents on-base percentage (.320), slugging percentage (.497) and OPS.
- It was the first time in his eight-year career he did not record a win and the only time he pitched fewer than 22 games was when he had just five in the pandemic-shortened 2020 season.
- His opponents batting average broke down to .286 (61-for-213) with a .796 OPS against right-handed hitters compared to .279 (43-for-139) with a .848 OPS against left-handers.
- Allowed a .303 batting average with runners in scoring position.
- Bounced between the rotation and bullpen all season as he had at least one relief appearance every month and at least one start in every month except June and September, when he spent time on the IL.
- Was 0-4 with a 4.93 ERA and .741 opponents OPS in his 11 starts and 0-1 with a 5.90 ERA and .907 OPS in 11 relief appearances...is now 30-31 with a 3.96 ERA in 115 career starts and 8-12 with a 3.98 ERA in 111 relief appearances.
- Tossed five innings or fewer in eight of his 11 starts and three innings or more in nine of his 11 relief appearances...his season-low was 1.2 innings and his high was 6.0 innings.
- Allowed 1-of-4 (25.0%) inherited runners to score and first batters faced were 4-for-10 (.400) with a walk in his 11 relief appearances.
- Compiled a 6.37 ERA and .866 opponents OPS in 12 games before the All-Star Break, a 4.50 ERA and .775 OPS in 10 games after the break.
- Had a 4.86 ERA and .754 opponents OPS in 12 road games, a 6.00 ERA and .897 OPS in 10 home games.
- Held the opponents six hitter in the order to a .171 batting average but the other eight spots were .256 or higher, including .350 against the three hitter.
- Opponents hit .266 with nine of his 20 home runs with two strikes.
- The Giants were 3-8 (.273) in his starting assignments...he pitched in just one Giants win in his 11 relief appearances.

- Did not walk a batter in 13 of his 22 appearances and had just one game with more than two walks.
- **DAY-BY-DAY:** Started in his first outing of the season on April 2 at New York (AL) and allowed a career-high tying three home runs in a 6-0 loss...also logged a season-high 95 pitches...then pitched in relief in each of his next three appearances from April 8-18 (7.1 ip, 8 h, 6 r, 6 er, 2 bb, 10 so, 7.36 ERA)...made 10 of his 11 starts over a 13-game stretch from April 23 to Aug. 5... was 0-3 with a 4.75 ERA over that span...went 0-1 with a 6.89 ERA in five games, two starts, in April...then posted a 0-1 record and a 7.56 ERA in four games, three starts in May...allowed a season-high five runs May 7 at Milwaukee...was 0-2 with a 7.24 ERA and .908 opponents OPS in nine games, including five starts, when he was placed on the injured list May 19 retroactive to May 18 with a lower back strain...was assigned to the Giants affiliate in the Arizona Complex League on June 13 for a rehab assignment and had a loss in two starts (6.0 ip, 7 h, 5 r, 3 er, 1 bb, 6 so, 4.50 ERA) before he was transferred to Single-A San Jose on June 22...started that day at Stockton and struck out 10 batters in 4.0 innings (4 h, 2 r, 2 er, 0 bb) in a no decision before being reinstated from the IL on June 25 ...went 0-3 with a 3.91 ERA and .756 opponents OPS in 10 games, six starts, before returning to the IL in mid-August...had a streak of 169 consecutive batters faced without issuing a walk from July 2 to Sept. 16...it was the longest such streak by a Giant since 1974...tossed a season-high 6.0 innings in back-to-back starts on July 19 at Cincinnati and July 24 at Detroit...allowed three runs in each start and took the loss both times...struck out a season-high seven batters in a start on Aug. 5 at Oakland...allowed just one run in 5.1 innings but had a no decision in the Giants 2-1 loss...matched his season-high with 6.0 innings on Aug. 16 against Tampa Bay but yielded a career-high 11 hits, a career-high tying three home runs and a season-high tying five runs...had 11 walks in 78.1 innings (1.26 per nine innings) when he was placed on the IL a second time on Aug. 19 retroactive to Aug. 17 with a mid-back strain...had a one-start rehab assignment with Triple-A Sacramento on Sept. 1 against Albuquerque (1.0 ip, 2 h, 1 r, 1 er, 1 so) before he was reinstated from the IL on Sept. 14...walked five batters in 10.2 innings (4.22 per nine innings) over his final three games, all in relief, compiling a 5.91 ERA and .782 OPS...walked three batters on Sept. 23 at Los Angeles (NL), his only outing with more than two walks...tossed 3.1 scoreless innings of relief in his final outing on Oct. 1 against Los Angeles (NL), which was his longest scoreless outing of the season.

CAREER

2022—Went 10-4 with a 3.01 ERA in 32 games, including 24 starts, in his final season with Toronto...had career bests in wins, starts, innings pitched (134.1), WHIP (1.02) and ERA...went 9-4 with a 2.92 ERA in his 24 starts...struck out 100 and walked 14 as a starter...the Blue Jays were 17-7 in his starting assignments...went 1-0 with a 4.09 ERA in eight relief appearances...the Blue Jays were 15-4 in his starts after he joined the rotation full time on June 6...posted a 2.64 ERA over his final 19 starts beginning that day...the ERA was sixth-best in the American League over that span (min. 10 GS) while his 6.83 strikeout-to-walk ratio was third-best and his 0.94 WHIP was fourth-best...allowed three earned runs or fewer in 16 straight starts from June 16-Sept. 14, one shy of the longest streak in Blue Jays franchise history...was on the injured list from July 31-Aug. 17 with a strained right hip...made his 100th career start and 200th overall appearance of his career on Sept. 9 at Texas.

2021—Made 19 starts and five relief appearances with Toronto...was 5-6 with a 4.69 ERA as a starter and went 0-1 with a 5.40 out of the bullpen...started the first ever regular-season game at TD Ballpark in Dunedin, Fla., on April 8 vs. Los Angeles (AL)...had a 5.0-inning no decision as Toronto lost, 7-5, in 11 innings...was on the injured list from April 12-May 1 with a right forearm flexor strain...had a no decision on May 13 at Atlanta, tossing 5.0 innings with four hits, two runs, a walk and nine strikeouts...the strikeouts were one shy of his career high and his most since May 30, 2018 vs. Philadelphia (9)...made his first relief appearance of the season on May 24 vs. Tampa Bay...tossed 7.0 scoreless innings, allowing two hits with two walks and seven strikeouts...it was the longest scoreless relief appearance in Blue Jays history...earned his first win of the season and his first as a Blue Jay in Game 1 of the doubleheader on May 30 at Cleveland...tossed 5.0 innings of one-run ball, giving up two hits with a walk and three strikeouts...earned the win in the Blue Jays' first game in Toronto in 670 days on July 30 vs. Kansas City...gave up two runs and four hits

over 5.1 innings with a home run, a walk and a strikeout...landed back on the injured list with a left oblique strain on Aug. 11...was reinstated on Sept. 10 and added to the bullpen.

2020—Split the year with the Dodgers and the Blue Jays, combining to go 3-3 with a 5.84 ERA... his 13 home runs allowed tied for eighth most in the majors...surrendered homers in each of his seven games with Los Angeles (12 home runs total) but allowed just one home run in his five games with Toronto...went 3-1 with a 5.61 ERA Los Angeles and the Dodgers were 6-1 in his seven starts...recorded victories in each of his first three starts of the season, posting a 4.00 ERA...did not pitch more than 4.2 frames in any of his last four starts for the Dodgers, allowing 18 runs (13 earned) over 15.2 innings for a 7.47 ERA...traded to the Blue Jays in exchange for two players to be named later on Aug. 31...made his first start as a Blue Jay on Sept. 4 at Boston, throwing the second game of a doubleheader...allowed three runs on six hits with two walks and four strikeouts over 4.1 innings...took a loss in a relief appearance on Sept. 9 vs. New York-AL (3.1 ip, 3 er)... it was his first time pitching out of the bullpen in 2020...earned his third career save on Sept. 23 vs. New York-AL (last: Aug. 21, 2017 at Pittsburgh) with 4.0 scoreless innings of relief (1 h, 3 so)... made his 12th career postseason appearance in Game 2 of the ALWC on Sept. 30 at Tampa Bay... threw 1.1 innings of relief with one run allowed (3 h, 1 so).

2019—In his fourth season with the Dodgers, he went 4-4 with a 3.47 ERA in 32 games, 15 starts...posted a 2-3 record with a 3.60 ERA and a 1.13 WHIP in 15 starts...as a starter, he recorded a 54.6 ground ball percentage, which was fifth best in the National League among pitchers with at least 15 starts...had a 2-1 record with a 3.05 ERA in 17 games as a reliever...did not allow an earned run in 12 of his 17 relief appearances, including four outings of 2.0 innings...held opponents to a .244 average, including a .239 mark against righties and a .249 average against left-handers...posted a 2-2 record with a 3.12 ERA in 12 games, six starts, at Dodger Stadium and a 2-2 record with a 3.80 ERA in 20 road games, including nine starts...pitched a career-high 8.0 innings while claiming the win on April 14 vs. Milwaukee (4 h, 1 er, 1 bb, 3 so)...recorded a season-high eight strikeouts in just 4.2 innings pitched on April 19 at Milwaukee...made one postseason appearance in the NLDS vs. Washington, allowing a run on a double, wild pitch and sacrifice fly in one inning of work.

2018—Struck out a career-high 136 batters and walked only 22...his 6.18 strikeout to walk ratio ranked fourth in the majors among pitcher with 120 or more innings pitched...started the season in the bullpen, allowing one run in 14.1 innings in his first 10 games...made his first start of the season on April 30 and became a full-time member of the rotation on May 6...as a starter, went 8-6 with a 3.39 ERA...pitched 12 games as a reliever, where he boasted a 0.57 ERA and limited hitters to a .220 average...selected to the All-Star game for the first time in his career...took the loss after allowing three runs in 1.2 innings...recorded his first career 10-strikeout game when he fanned 10 batters on May 25 vs. San Diego (6.2 ip, 6 h, 0 bb).

2017—Went 3-5 with two saves while posting a 3.75 ERA in 49 games, two starts...made two spot starts, posting a 0.00 ERA in 5.0 innings of work, while going 3-5 with two saves and a 4.02 ERA in 47 relief appearances...held opponents to a .246 average, including limiting lefties to a .198 average...ranked seventh among National League relievers in opponents' batting average against left-handed hitters...struck out 74 batters against 19 walks in 74.1 innings...recorded his first Major League save on May 27 vs. Chicago (NL), firing 3.0 scoreless innings with two strikeouts and allowing one hit in the Dodgers' 5-0 victory...made the postseason roster for all three series and appeared in five games, allowing four hits in 3.0 scoreless innings of relief.

2016—Earned a spot on the Opening Day roster and saw his first Major League action, going 5-9 with a 3.96 ERA in 22 games, 14 starts, over four different stints with the Dodgers...went 3-6 with a 4.52 ERA in 14 games as a starter, while going 2-3 with a 2.22 ERA in eight relief appearances... made his Major League debut on April 8 at San Francisco, allowing one run over 7.1 no-hit innings and did not factor in the decision...became the first pitcher to take a no-hit bid through 7.1 innings in his ML debut since Billy Rohr accomplished the feat for the Red Sox on April 14, 1967... recorded his first ML win on May 13 vs. St. Louis, allowing four runs on eight hits in 5.0 innings... appeared on the Dodgers' roster for both the NLDS and NLCS, combining to allow five runs (4 er) in 4.1 innings (8.31 ERA).

2015—Combined to go 3-6 with a 3.66 ERA in 14 starts for Double-A Tulsa and Single-A Great Lakes...struck out 117 batters against 30 walks in 127.2 innings...was added to the Dodgers' 40-man roster after the season.

2014—Missed the entire season after undergoing UCL surgery, which was performed by Dr. Neal ElAttrache in Los Angeles on April 2...had made one appearance during Spring Training as a non-roster invitee in his first Major League camp.

2013—Named a Southern League All-Star after posting a 5-1 mark with a 2.73 ERA in the first half of the season...went a combined 8-4 with a 2.82 ERA in 27 games, 22 starts, for Advanced-A Rancho Cucamonga and Double-A Chattanooga.

2012—Began his professional career in 2012 with Rookie-level Ogden, going 1-0 with a 1.24 ERA in 14 games, including 12 starts.

PERSONAL/MISCELLANEOUS

Thomas Ross Stripling was originally signed by Dodgers scout Clint Bowers...is married, Shelby...they have two sons, Jaxon and Brodie...graduated from Southlake Carroll HS...went 14-0 with a 1.60 ERA as a senior...was 32-11 with a 3.11 ERA in 71 games, including 50 starts, in four seasons at Texas A&M...on May 12, 2012, he threw the 11th no-hitter in school history, a 1-0 victory over San Diego State...walked one and struck out seven in the 106-pitch effort...had been scheduled to participate in graduation ceremonies that day but pitched in the game because his coaches wanted to keep him on a regular rotation for the playoffs...went 14-2 with a 2.29 ERA as a junior in 2011...led the nation in wins that year and was selected as an All-American by the American Baseball Coaches Association/Rawlings (First Team), Collegiate Baseball (Third Team) and College Baseball Insider (Honorable Mention).

LIFETIME PITCHING RECORD

Year	Club	W	L	ERA	G	GS	CG	SHO	SV	IP	H	R	ER	HR	HB	BB	IBB	SO	WP	BK
2012	Ogden	1	0	1.24	14	12	0	0	0	36.1	26	7	5	0	0	6	0	37	4	0
2013	Rancho Cucamonga	2	0	2.94	6	6	0	0	0	33.2	24	11	11	1	0	11	0	34	2	0
	Chattanooga	6	4	2.78	21	16	0	0	1	94.0	91	33	29	4	0	19	1	83	4	0
2014										(Injured — Did Not Pitch)										
2015	Great Lakes	0	0	0.00	1	1	0	0	0	4.0	1	0	0	0	0	2	0	4	0	0
	Tulsa	3	6	3.88	13	13	1	0	0	67.1	61	29	29	7	0	19	0	55	4	0
2016	AZL Dodgers	0	1	3.00	1	1	0	0	0	3.0	2	1	1	0	0	2	0	3	0	0
	Oklahoma City	0	2	3.78	5	4	0	0	0	16.2	20	7	7	2	0	2	0	17	1	0
	LOS ANGELES (NL)	5	9	3.96	22	14	0	0	0	100.0	96	46	44	10	1	30	3	74	6	0
2017	Oklahoma City	1	1	0.00	3	0	0	0	0	3.1	3	1	0	0	0	1	0	4	1	0
	LOS ANGELES (NL)	3	5	3.75	49	2	0	0	2	74.1	69	31	31	10	0	19	4	74	2	0
2018	LOS ANGELES (NL)	8	6	3.02	33	21	0	0	0	122.0	123	42	41	18	1	22	2	136	3	0
2019	LOS ANGELES (NL)	4	4	3.47	32	15	0	0	0	90.2	84	40	35	11	2	20	0	93	4	0
2020	LOS ANGELES (NL)	3	1	5.61	7	7	0	0	0	33.2	38	26	21	12	1	11	0	27	1	0
	TORONTO	0	2	6.32	5	2	0	0	1	15.2	18	11	11	1	0	7	0	13	0	0
2021	TORONTO	5	7	4.80	24	19	0	0	0	101.1	99	55	54	23	2	30	0	94	0	0
	Buffalo	0	0	0.00	1	1	0	0	0	1.1	1	0	0	0	0	1	0	1	0	0
2022	TORONTO	10	4	3.01	32	24	0	0	1	134.1	117	49	45	12	2	20	0	111	0	0
	Buffalo	1	0	0.00	1	1	0	0	0	5.0	3	0	0	0	0	0	0	3	0	0
2023	SAN FRANCISCO	0	5	5.36	22	11	0	0	0	89.0	104	54	53	20	2	16	0	70	2	1
	ACL Giants-Orange	0	1	4.50	2	2	0	0	0	6.0	7	5	3	0	0	1	0	6	1	0
	San Jose	0	0	4.50	1	1	0	0	0	4.0	4	2	2	0	0	0	0	10	0	0
	Sacramento	0	0	9.00	1	1	0	0	0	1.0	2	1	1	0	0	0	0	1	0	0
Major League Totals		38	43	3.96	226	115	0	0	4	761.0	748	354	335	117	11	175	9	692	18	1
Minor League Totals		14	15	2.87	70	59	1	0	1	275.2	245	97	88	14	0	64	1	258	17	0

CAREER TRANSACTIONS

2011 — Selected by the Colorado Rockies organization in the 9th round of the First-Year Player Draft; did not sign. **2012** — Selected by the Los Angeles Dodgers organization in the 5th round of the First-Year Player Draft. **2018** — On the disabled list, July 30 to August 8. On the disabled list, August 12 to September 6. **2019** — On the injured list, July 25 to August 31. **2020** — Traded to the Toronto Blue Jays for pitcher Kendall Williams and minor league infielder Ryan Noda, August 31. **2021** — On the injured list, April 12 to May 1. On the injured list, August 11 to September 9; included rehabilitation assignment to Buffalo, September 7 to 9. **2022** — On

the injured list, July 31 to August 16; included rehabilitation assignment to Buffalo, August 11 to 16. Elected free agency, November 6; signed by the San Francisco Giants, December 13. **2023** — On the injured list, May 18 to June 24; included rehabilitation assignments to ACL Giants, June 13 to 21 and San Jose, June 22 to 24. On the injured list, August 17 to September 14; included rehabilitation assignment to Sacramento, September 1 to 14. **2024** — Traded to the Oakland Athletics with cash considerations for minor league outfielder Jonah Cox, February 2.

WILD CARD SERIES RECORD

Year	Club/Opp.	W	L	ERA	G	GS	CG	SHO	SV	IP	H	R	ER	HR	HB	BB	IBB	SO	WP	BK
2020	TOR vs. TB	0	0	6.75	1	0	0	0	0	1.1	3	1	1	0	0	0	0	1	0	0

DIVISION SERIES RECORD

Year	Club/Opp.	W	L	ERA	G	GS	CG	SHO	SV	IP	H	R	ER	HR	HB	BB	IBB	SO	WP	BK
2016	LAD vs. WSH	0	0	0.00	2	0	0	0	0	1.2	0	0	0	0	0	0	0	2	0	0
2019	LAD vs. WSH	0	0	9.00	1	0	0	0	0	1.0	1	1	1	0	0	0	0	0	1	0
Totals		0	0	3.38	3	0	0	0	0	2.2	1	1	1	0	0	0	0	2	1	0

LEAGUE CHAMPIONSHIP SERIES RECORD

Year	Club/Opp.	W	L	ERA	G	GS	CG	SHO	SV	IP	H	R	ER	HR	HB	BB	IBB	SO	WP	BK
2016	LAD vs. CHC	0	0	13.50	3	0	0	0	0	2.2	6	5	4	0	0	1	0	0	0	0
2017	LAD vs. ARI	0	0	0.00	2	0	0	0	0	1.0	2	0	0	0	0	0	0	1	0	0
Totals		0	0	9.82	5	0	0	0	0	3.2	8	5	4	0	0	1	0	1	0	0

WORLD SERIES RECORD

Year	Club/Opp.	W	L	ERA	G	GS	CG	SHO	SV	IP	H	R	ER	HR	HB	BB	IBB	SO	WP	BK
2017	LAD vs. HOU	0	0	0.00	3	0	0	0	0	2.0	2	0	0	0	0	1	0	1	0	0

ALL-STAR GAME RECORD

Year	Club/Site	W	L	ERA	G	GS	CG	SHO	SV	IP	H	R	ER	HR	HB	BB	IBB	SO	WP	BK
2018	NL (Wash.)	0	1	16.20	1	0	0	0	0	1.2	4	3	3	2	0	0	0	1	0	0

STRIPLING'S CAREER BESTS

Low Hit Complete Game: None

Innings Pitched: 8.0, April 14, 2019 vs. Milwaukee

Strikeouts: 10, May 25, 2018 vs. San Diego

Pitches: 107, April 25, 2016 vs. Miami

Longest Winning Streak: 6, May 19 to June 15, 2018

Longest Losing Streak: 6, August 11, 2020 to May 19, 2021

Longest Scoreless Streak: 16.2, June 1 to 17, 2022

**RIGHT-HANDED PITCHER****Height/Weight:** 6-1 / 200**Birthdate:** April 16, 1999**Birthplace/Resides:** New Castle, Delaware / New Castle, Delaware**Major League Service:** None**Obtained:** Acquired from the Philadelphia Phillies for Cristian Pache, March 29, 2023**Contract Status:** First year of a one-year contract through 2024 [Updated Stats](#)**Bats/Throws:** Right / Right**Opening Day Age:** 24**NON-ROSTER INVITEE****CAREER HIGHLIGHTS**

Was originally signed as a free agent by Philadelphia following the pandemic shortened 2020 draft and was traded to Oakland at the end of Spring Training in 2023 for Cristian Pache...is 14-4 with six saves and a 4.57 ERA in 112 appearances, including two starts, in three seasons in the minors...has 166 strikeouts in 132.0 innings (11.32 per nine innings) but has issued 101 walks (6.89 per nine innings)...has surrendered just seven home runs (0.48 per nine innings).

2023 HIGHLIGHTS

- Was acquired by the A's from Philadelphia for Cristian Pache at the end of Spring Training and spent the entire season at Triple-A Las Vegas...went 8-2 with two saves, a 5.34 ERA and .685 opponents OPS in a career-high 48 relief appearances.
- Struck out 54 batters in career-high 57.1 innings but issued a career-high 52 walks for a strikeout-to-walk ratio of 1.04...averaged 8.16 walks per nine innings.
- Held the opposition to a .236 batting average but had a .401 on-base percentage...surrendered just one home run and had a .284 opponents slugging percentage.
- Tied for eighth in the Pacific Coast League in wins and games pitched...his 52 walks were fourth most among PCL relievers and his 57.1 innings tied for seventh most.
- Led the A's farm system in games pitched and tied for third in wins.
- His opponents batting average broke down to .155 (13-for-84) with a .548 OPS against left-handed hitters compared to .290 (36-for-124) with a .778 OPS against right-handers...surrendered his only home run to a lefty.
- Opponents hit .205 with runners in scoring position.
- Allowed just 2-of-22 (9.1%) inherited runners to score, which was the lowest mark in the PCL among pitchers with 20 or more inherited runners...first batters faced were 8-for-40 (.200) with five walks and a hit by pitch.
- Did not allow a run in the sixth inning (10.2 ip, 4 h, 4 bb, 13 so) and stranded all nine of his inherited runners.
- **DAY-BY-DAY:** Did not allow a run over his first five games (6.0 ip) and had a pair of wins...opponents were 2-for-19 (.105) over that span but he walked seven...then allowed 17 runs over his next 12 contests from April 20 to May 31 for an 11.81 ERA...recorded his only saves of the season in back-to-back outings on April 23 at Sugar Land and April 26 against Tacoma...posted a 2.61 ERA in 10 relief appearances in April...then logged a 15.63 ERA in seven relief appearances in May...matched his career high with three walks on May 17 at Salt Lake (would do it three more times in 2023)...allowed a career-high six runs in 0.2 innings on May 31 against El Paso...was on the development list from June 6 to 19...allowed just one earned run in 9.0 innings over his first seven appearances following his return...struck out a season-high four in 2.0 scoreless innings on July 14 against Reno...allowed six runs over a three-game stretch from July 26 to Aug. 2 (4.0 ip) but then had a seven-game, 9.0-inning scoreless streak from Aug. 4 to 18...had a four-game streak without a run from Aug. 26 to Sept. 3 (4.2 ip) but then surrendered 11 runs over his final eight games (6.57 ERA)...yielded his first home run of the season on Sept. 9 after beginning the year with a 42-game, 48.0-inning homerless streak...tossed a career-high 3.0 scoreless innings for the win on Sept. 13 at Round Rock and matched his season high with four strikeouts...had stranded all 20 of his inherited runners before allowing 2-of-2 to score on Sept. 19 against Reno in his third to last appearance of the season.

CAREER

2022—Spent the season with Double-A Reading and went 5-1 with two saves and a 4.59 ERA in 44 games, including two starts...struck out a career high 77 batters in 51.0 innings and averaged 13.59 strikeouts per nine innings.

2021—Began his professional career with Single-Jersey Shore...was promoted to Reading on May 21...combined to limit left-handed hitters to a .107 average with one extra-base hit (double)...average 13.31 strikeouts per nine innings...struck out a career-high six batters in 2.0 innings for the save on June 4 at Somerset...was on the injured list twice: July 13-19 (right shoulder inflammation) and Aug. 12 through the end of the season (right biceps strain).

2020—Did not pitch as the minor league season was cancelled due to the pandemic...participated in the Florida Instructional League.

PERSONAL/MISCELLANEOUS


William Donald Sullivan IV was originally signed by Phillies Scout Jeff Zona Jr...graduated from St. Mark's (Del.) High School in 2017...was drafted by the Phillies in the 20th round in 2017 but attended the University of Delaware and later signed with the Phillies as a free agent following the pandemic-shortened 2020 draft...at Delaware, he was named a Freshman All-American by Collegiate Baseball and Perfect Game while also being named Colonial Athletic Association Co-Rookie of the Year after leading his team in strikeouts (95) and wins (7) in 2018.

LIFETIME PITCHING RECORD

Year	Club	W	L	ERA	G	GS	CG	SHO	SV	IP	H	R	ER	HR	HB	BB	IBB	SO	WP	BK
2020																				
2021	Jersey Shore	0	0	1.59	5	0	0	0	0	5.2	1	1	1	1	0	3	0	8	0	0
	Reading	1	1	3.00	15	0	0	0	2	18.0	12	8	6	0	6	10	0	27	4	0
2022	Reading	5	1	4.59	44	2	0	0	2	51.0	50	29	26	5	3	36	0	77	9	3
2023	Las Vegas	8	2	5.34	48	0	0	0	2	57.1	49	40	34	1	7	52	0	54	3	1
Minor League Totals		14	4	4.57	112	2	0	0	6	132.0	112	78	67	7	16	101	0	166	16	4

CAREER TRANSACTIONS

2017 — Selected by the Philadelphia Phillies in the 20th round of the First-Year Player Draft, did not sign. **2020** — Signed by Philadelphia as a non-drafted free agent, June 17. **2023** — Traded to the Oakland Athletics for outfielder Cristian Pache, March 29.

**CATCHER****Height/Weight:** 6-4 / 218**Bats/Throws:** Right / Right**Birthdate:** May 14, 2001**Opening Day Age:** 22**Birthplace/Resides:** Roseville, California / Scottsdale, Arizona**Major League Service:** None**Obtained:** Selected in the 1st round (19th selection overall) of the 2022 First-Year Player Draft**Contract Status:** First year of a one-year contract through 2024[Updated Stats](#)**NON-ROSTER INVITEE****CAREER HIGHLIGHTS**

Was the A's first round selection and the 19th pick overall in the 2022 First-Year Player Draft and is a .300 career hitter with nine home runs and 77 RBI in 139 games in two seasons as a professional...led the Midwest League in batting with a mark of .303 for Lansing in 2023...was rated as the A's fourth-best prospect by MiLB.com in 2022 and 23, and seventh-best by *Baseball America* following the 2022 season.

2023 HIGHLIGHTS

- Spent most of the season at High-A Lansing where he batted .303 with seven home runs and 54 RBI in 99 games before he was promoted to Double-A Midland on Aug. 30...hit .280 in 13 games with the RockHounds and combined for a .300 batting average, eight home runs, 62 RBI and a .793 OPS in 112 games overall.
- Was successful in 9-of-9 stolen base attempts.
- Led the Midwest League in batting (.303), ranked eighth in OPS (.810), tied for eighth in triples (5), ninth in on-base percentage (.373) and 10th in hits (111).
- Ranked third in the A's farm system in batting, fifth in hits (125), seventh in on-base percentage (.365), tied for eighth in triples (5), 10th in slugging (.428) and tied for 10th in RBI.
- Batted .354 (35-for-99) with a .948 OPS against left-handed pitchers compared to .284 (90-for-317) with a .743 OPS against right-handers.
- Had a .301 batting average with the bases empty, .300 with five of his eight home runs with runners on base.
- Four of his eight home runs put his team ahead.
- Combined to hit .337 with seven of his eight home runs and a .911 OPS in 56 games in his home ballparks...had a .264 average with a .674 OPS in 56 road games.
- Batted .204 with four of his eight home runs with two strikes.
- Started 75 games at catcher and 35 at designated hitter...committed eight errors for a .988 fielding percentage...opponents were successful in 79-of-101 (78.2%) stolen base attempts with him behind the plate.
- Made 53 starts hitting third, 41 batting clean-up, 13 in the five spot and three hitting sixth.
- Was rated as the A's fourth-best prospect by MiLB.com following the season.
- DAY-BY-DAY:** Stole the first base of his career in his second game of the season on April 9 at Great Lakes...was 7-for-41 (.171) over an 11-game stretch from April 13-26...went 0-for-4 with a career-high four strikeouts on April 19 at Lake County (had a second four-strikeout game on June 25 at Wisconsin)...was 0-for-7 with four strikeouts in a doubleheader at Lake County on April 23...it was the only time in 2023 he went back-to-back games without reaching base...had his first career triple and drove in a career-high four runs April 27 against Quad Cities...that began an 18-game reaching base streak through May 18, during which he batted .361 with a .458 on-base percentage...went 4-for-4 with a double and RBI on May 20 against Lake County, his first career four-hit game...had a career-high 11-game hitting streak from July 4-20...went 19-for-42 (.452) with 10 RBI during the streak, which started a 22-game stretch through Aug. 15 where he hit .379 with a .409 on-base percentage...batted .360 in 20 games in July, which was his best single-month average of the season...was hitting .298 with four home runs and 44 RBI in 83 games when he was placed on the injured list Aug. 1 with a

sprained right thumb...was reinstated on Aug. 9 and hit .308 with four home runs and 18 RBI over his final 29 contests...had his first career two-homer game and matched his career high with four RBI on Aug. 15 against Great Lakes...reached base safely five times Aug. 24 at Dayton when he went 2-for-2 with a career-high three walks and a career-high two stolen bases...was promoted to Midland on Aug. 30 and went 1-for-3 with three RBI in his Double-A debut on Aug. 31 at Amarillo...hit .333 in 17 games in August and added 10 walks for a .425 on-base percentage.

CAREER

2022—Was the A's first round draft pick and began his professional career with the A's affiliate in the Arizona Rookie League...went 3-for-6 in two games before he was promoted to Single-A Stockton on Aug. 8...hit .286 in 25 games with the Ports and combined for a .298 average, one home run, 15 RBI and a .758 OPS in 27 games overall...batted .321 against right-handed pitchers, .217 with his lone home run against left-handers...combined for a .405 batting average in his home ballparks...hit .184 on the road...had a .333 batting average with his lone home run with runners on base compared to .260 with the bases empty...was 9-for-17 (.529) when putting the first pitch in play...started 14 games and designated hitter and 12 at catcher...committed four errors behind the plate for a .965 fielding percentage...opponents were successful in 15-of-21 (71.4%) stolen base attempts with him behind the plate...hit .356 as a catcher, .259 as the designated hitter...was also 0-for-1 as a pinch hitter...saw his most action with 15 games batting fifth...following the season, was rated as the A's fourth-best prospect by MiLB.com and seventh-best by *Baseball America*...made his professional debut on Aug. 4 against the Brewers-Blue and went 3-for-3 with a double and two RBI in a start at catcher...it was one of three three-hit games...went 0-for-3 the next day and was moved up to Stockton on Aug. 8...hit .338 over his final 18 contests with the Ports...hit his first home run Aug. 13 at San Jose...had his first of two three-RBI games on Aug. 27 at Fresno (also Aug. 30 vs. San Jose)...that began a season-best six-game hitting streak that ran through Sept. 3...went 10-for-26 (.385) with three doubles and seven RBI during the streak.

PERSONAL/MISCELLANEOUS

Daniel Shawn Susac...graduated from Jesuit (Roseville, Calif.) High School...attended the University of Arizona where he batted .351 with 24 home runs and 126 RBI in 125 games in two seasons with the Wildcats...earned Pac-12 All Conference honors in 2022 and Pac-12 Freshman of the Year honors in 2021...his older brother Andrew played in 114 games for six seasons in the majors with San Francisco (2014-15), Milwaukee (2016-17), Baltimore (2018) and Pittsburgh (2020).

LIFETIME PLAYING RECORD

Year	Club	AVG.	G	AB	R	H	2B	3B	HR	RBI	SH	SF	HP	BB	SO	SB	CS	OBP	SLG	E
2022	ACL A's	.500	2	6	1	3	1	0	0	2	0	0	0	0	0	0	0	.500	.667	0
	Stockton	.286	25	98	14	28	7	0	1	13	0	0	2	7	25	0	0	.346	.388	4
2023	Lansing	.303	99	366	47	111	18	5	7	54	0	2	3	39	88	8	0	.373	.437	8
	Midland	.280	13	50	2	14	1	0	1	8	0	3	1	2	14	1	0	.304	.360	0
Minor League Totals		.300	139	520	64	156	27	5	9	77	0	5	6	48	127	9	0	.363	.423	12

CAREER TRANSACTIONS

2022 — Selected by the Oakland Athletics in the 1st round (19th selection overall) of the First-Year Player Draft.

**RIGHT-HANDED PITCHER****Height/Weight:** 6-4 / 210**Bats/Throws:** Right / Right**Birthdate:** November 24, 1998**Opening Day Age:** 25**Birthplace/Resides:** Brandon, Florida / Brandon, Florida**Major League Service:** 1 year, 2 days**Obtained:** Acquired from Atlanta in a three-team, nine-player deal, December 12, 2022**Contract Status:** First year of a one-year contract through 2024

[Updated Stats](#)
CAREER HIGHLIGHTS

Made his Major League debut with Atlanta in 2022 and also pitched in five games for Oakland in 2023...is 1-1 with a 4.70 ERA in six career appearances...was originally selected by the Braves in the third round of the 2017 First-Year Player Draft and was traded to the A's in a three-team, nine-player deal on Dec. 2...is 19-24 with a 3.92 ERA in 104 games, including 84 starts, in six seasons in the minors...has 430 strikeouts in 399.0 innings, an average of 9.70 per nine innings...was rated as the Braves ninth-best prospect by MiLB.com following the 2021 season and sixth-best following 2022.

2023 HIGHLIGHTS

- Was limited to just 11 games at the Major and Minor League level...began the season on the injured with a strained shoulder, finished the year on the IL with a strained right calf and underwent surgery on his hip at the end of August.
- Went 1-1 with a 4.91 ERA and .838 opponents OPS in five games, including one start, with the A's.
- Allowed a .204 opponents batting average but issued 11 walks in 14.2 innings for a .338 on-base percentage...surrendered four home runs.
- His opponents batting average broke down to .182 (6-for-33) against right-handed hitters and .238 (5-for-21) against left-handers...all six of hits allowed to righties were for extra bases (two doubles, four home runs)...had a .963 OPS against righties, .638 against lefties.
- Opponents were 1-for-14 (.071) with runners in scoring position...three of his four home runs allowed were solo shots.
- Stranded his only inherited runner and first batters faced were 1-for-4 (.250) in his relief appearances.
- Combined to go 1-1 with a 1.66 ERA and .176 opponents batting average in six starts with the ACL A's and Triple-A Las Vegas.
- Left-handed hitters were 5-for-31 (.161), right-handers 8-for-43 (.186).
- Allowed a .143 average with runners in scoring position.
- Tossed at least 2.0 innings in all 11 of his appearances in the majors and minors.
- **DAY-BY-DAY:** Began the season on the A's injured list with a strained right shoulder and was transferred to the 60-day IL on April 13...was sent to the A's affiliate in the Arizona Complex League on June 9 and started that day against the Cubs (2.0 ip, 1 h, 1 bb, 2 so)...had his rehab transferred to Las Vegas June 15 and went 1-1 with a 1.83 ERA in five starts with the Aviators...built his pitch count to 95 by his final start on July 8 at El Paso and allowed a run on five hits in 5.0 innings for the win...was reinstated from the IL and optioned to Las Vegas on July 8 but was recalled by the A's on July 14...made his Oakland debut July 15 against Minnesota and was charged with the first loss of his career allowing two runs on two hits in 2.2 innings...allowed at least one run in each of his first four appearances with the A's (6.75 ERA)...made his first Major League start on July 26 at San Francisco and had a no decision in the A's 8-3 loss (2.2 ip, 3 h, 3 r, 3 er, 1 bb, 4 so)...earned his first ML win Aug. 9 against Texas when he tossed a career-high 4.0 scoreless innings of relief and matched his career high with four strikeouts in the A's 2-0 win...combined with starter Austin Pruitt (2.0 ip) and three other relievers on a four-hit shutout...it would be his last appearance as he was placed on the 15-day injured list Aug. 14 retroactive to Aug. 11 with a strained right calf...underwent hip surgery on Aug.

30...Dr. Wiliam performed a hip labral repair and cartilage debridement to address femoroacetabular impingement at the Webster Surgery Center in San Ramon, Calif.

CAREER

2022—Began the season at Double-A Mississippi, made his Triple-A debut with Gwinnett in July and his Major League debut with Atlanta in August...was recalled by the Braves on Aug. 16 and made his debut against the New York Mets the next day (0.2 ip, 1 h, 1 so)...entered the game with one out in the top of the ninth and the Braves trailing 8-5 and allowed a RBI double to the first batter he faced, Daniel Vogelbach...struck out Tyler Naquin to end the inning for his first strikeout...was optioned back to Triple-A following the game...combined for a 4-3 record, a 4.05 ERA and .695 opponents OPS in 25 games, including a career-high 23 starts, for Gwinnett and Mississippi...struck out a career-high 124 batters in a career-high 106.2 innings, an average of 10.46 strikeouts per nine innings...also had career highs in home runs (15) and walks (44) and matched his high in wild pitches (8)...tied for eighth in the Braves farm system in games started, ranked ninth in strikeouts and 10th in innings pitched...went 1-2 with a 5.77 ERA and .749 opponents OPS over his first nine starts, 2-0 with a 1.97 ERA and .570 OPS over his next 11 starts prior to his call-up and 1-1 with a 6.23 ERA and .899 OPS over his final five games, including three starts, following his return to the minors...allowed a .228 opponents batting average overall, which broke down to .199 with a .608 opponents OPS against right-handed hitters and .262 with a .802 OPS against left-handers...held the opposition to a .169 batting average with runners in scoring position...11 of the 15 home runs he allowed were solo shots...opponents hit .155 with two strikes...compiled a 2.80 ERA and .197 opponents batting average over the first three innings of a game, a 5.95 ERA and .271 opponents average from the fourth inning on...had a 4.14 ERA in his 23 starts, a 2.70 ERA in two relief appearances...was 3-1 with a 3.32 ERA in 12 starts on five days rest, 1-2 with a 5.10 ERA in his other 13 appearances...tossed six innings or fewer in all 25 appearances, including five or fewer 21 times...was rated as the Braves sixth-best prospect by MiLB.com following the season and the ninth-best by *Baseball America*...began the season at Mississippi...picked up his first win with 5.0 scoreless innings in a 9-2 victory at Chattanooga on May 13...tossed a season-high 6.0 innings May 19 against Biloxi, his first of four outings of 6.0 innings...yielded one run or fewer six times over a seven-start stretch from June 7-13...was 2-0 with a 1.82 ERA and .178 opponents batting average over that span...struck out a career-high tying 12 batters in 5.0 innings on June 30 at Biloxi (also fanned 12 on July 29, 2021 at Pensacola)...allowed just one hit in 6.0 scoreless innings on July 7 against Pensacola and was promoted to Gwinnett the next day...was 2-2 with a 4.31 ERA and .228 opponents batting average in 15 starts at the time of his promotion...then went 2-1 with a 3.68 ERA and .228 opponents average in 10 games in his Triple-A debut...combined with both clubs to go 1-0 with a 1.99 ERA and .130 opponents batting average in four starts in July...then had no decisions and a 2.20 ERA in four games in the month of August...logged 5.0 scoreless innings on Aug. 5 at Clearwater and tossed a season-high 99 pitches...was 1-0 with a 2.02 ERA and .188 opponents average in five starts with the Stripers when he was called up by Atlanta on Aug. 16...went 1-1 with a 6.23 ERA and .282 average in five games following his return...pitched in relief in his first outing back on Aug. 21 against Memphis (3.2 ip, 5 h, 1 r, 1 er, 6 so)...his other relief appearance came on Sept. 14 against Durham...was placed on the injured list Sept. 21 with a sprained left ankle and missed the remainder of the season.

2021—Pitched across two levels of the Braves organization, going a combined 6-4 with a 3.44 ERA...started the season in High-A Rome and made five starts and two appearances before joining Double-A Mississippi, where he made nine starts...struck out 61 hitters over 45.0 innings and finished with a 2.60 ERA with the M-Braves...made one start in Mississippi's Double-A Championship run...struck out seven hitters over 4.1 innings pitched and allowed two runs and three hits...was rated as Atlanta's No. 9 prospect following the season.

2020—Did not pitch due to the pandemic...was ranked by MLB.com as Atlanta's No. 11 prospect following the season.

2019—Spent the year with High-A Florida and also made three rehab appearances with the GCL Braves...combined to go 3-8 with a 4.75 ERA in 22 starts...was placed on the injured list June 4 with a right rotator cuff strain...was reinstated July 17.

2018—In his first full professional season, pitched in 27 games, including 11 starts, with Single-A Rome, going 5-5 with a 3.96 ERA...was named a South Atlantic League Midseason All-Star after going 3-0 with a 1.42 ERA in 15 games before the break.

2017—Made his professional debut with the GCL Braves, going 0-3 with a 2.57 ERA over eight starts...allowed a .208 opponents batting average.

PERSONAL/MISCELLANEOUS

Frederic Michael Tarnok...graduated from Riverview (Fla.) High School.

LIFETIME PITCHING RECORD																				
Year	Club	W	L	ERA	G	GS	CG	SHO	SV	IP	H	R	ER	HR	HB	BB	IBB	SO	WP	BK
2017	GCL Braves	0	3	2.57	8	8	0	0	0	14.0	11	6	4	0	1	3	0	10	1	0
2018	Rome	5	5	3.96	27	11	0	0	0	77.1	70	56	34	5	7	41	0	83	8	0
2019	Florida	3	7	4.87	19	19	1	0	0	98.0	105	56	53	6	6	36	0	82	3	1
	GCL Braves	0	1	3.38	3	3	0	0	0	8.0	3	3	3	1	2	1	0	9	0	0
2020		(Minor League Season Cancelled — Did Not Pitch)																		
2021	Rome	3	2	4.76	7	5	0	0	0	28.1	21	15	15	6	2	13	0	48	3	0
	Mississippi	3	2	2.60	9	9	0	0	0	45.0	35	15	13	2	0	15	0	61	3	0
2022	Mississippi	2	2	4.31	15	15	0	0	0	62.2	54	32	30	8	3	27	0	75	6	0
	Gwinnett	2	1	3.68	10	8	0	0	0	44.0	38	18	18	7	2	17	0	49	2	0
	ATLANTA	0	0	0.00	1	0	0	0	0	0.2	1	0	0	0	0	0	0	1	0	0
2023	ACL A's	0	0	0.00	1	1	0	0	0	2.0	1	0	0	0	0	1	0	2	0	0
	Las Vegas	1	1	1.83	5	5	0	0	0	19.2	12	4	4	2	0	11	0	11	1	0
	OAKLAND	1	1	4.91	5	1	0	0	0	14.2	11	8	8	4	0	11	0	14	2	0
	Major League Totals	1	1	4.70	6	1	0	0	0	15.1	12	8	8	4	0	11	0	15	2	0
	Minor League Totals	19	24	3.92	104	84	1	0	0	399.0	350	205	174	37	23	165	0	430	27	1

CAREER TRANSACTIONS

2017 — Selected by the Atlanta Braves in the 3rd round of the First-Year Player Draft. **2022** — Traded to the Oakland Athletics as part of a three-team, nine-player deal in which Atlanta also traded pitcher Kyle Muller, catcher Manny Piña and minor league pitcher Royber Salinas to Oakland, Milwaukee traded outfielder Esteury Ruiz to Oakland, Oakland traded catcher Sean Murphy to Atlanta and pitcher Joel Payamps to Milwaukee and Atlanta sent catcher William Contreras and minor league pitcher Justin Yeager to Milwaukee, December 12. **2023** — On the injured list, March 27 to July 7; included rehabilitation assignments to the ACL A's, June 9 to 14, and Las Vegas, June 15 to July 7. On the injured list, August 11 to October 15.

TARNOK'S CAREER BESTS

Low Hit Complete Game: None

Innings Pitched: 4.0, August 9, 2023 vs. Texas

Strikeouts: 4 (twice), last: August 9, 2023 vs. Texas

Pitches: 69, August 9, 2023 vs. Texas

Longest Winning Streak: 1, August 9, 2023 to present

Longest Losing Streak: 1, July 15, 2023

Longest Scoreless Streak: 4.0, August 9, 2023 to present

**RIGHT-HANDED PITCHER****Height/Weight:** 6-0 / 190**Bats/Throws:** Right / Right**Birthdate:** February 29, 1996**Opening Day Age:** 28**Birthplace/Resides:** Kurobe, Japan / Kurobe, Japan**Major League Service:** None**Obtained:** Signed to a minor league contract, February 6, 2020**Contract Status:** First year of a one-year contract through 2021[Updated Stats](#)**NON-ROSTER INVITEE****CAREER HIGHLIGHTS**

Was signed by the A's as a free agent out of Japan at the age of 23...is 8-12 with four saves and a 4.98 ERA in 83 games, including 11 starts, in three seasons in the A's farm system...has 168 strikeouts in 162.2 innings (9.30 strikeouts per nine innings)...made 11 starts over his first two seasons but never pitched more than 4.1 innings...has tossed at least 2.0 innings in 35 of his 72 relief appearances.

2023 HIGHLIGHTS

- Spent most of the season with Double-A Midland where he went 2-0 with two saves and a 3.02 ERA in 29 relief appearances...earned a mid-August promotion to Triple-A Las Vegas and was 0-1 with a 7.59 ERA in eight games with the Aviators...combined for a 2-1 record, a 3.90 ERA and .715 opponents OPS in 37 relief appearances overall.
- His ERA was the lowest of his three seasons as was his .349 opponents slugging percentage.
- His 37 games pitched were a career high as it was the first time he pitched exclusively in relief...also issued a career-high 35 walks and matched his high with eight wild pitches.
- Struck out 61 batters in 55.1 innings, an average of 9.92 strikeouts per nine innings...surrendered just two home runs.
- Allowed a .260 opponents batting average, which broke down to .241 (21-for-87) with both of his home runs and a .762 OPS against left-handed hitters compared to .273 (35-for-128) with a .683 OPS against right-handers.
- Opponents hit .236 with runners in scoring position...were 0-for-7 with two walks with the bases loaded.
- Allowed 6-of-20 (30.0%) inherited runners to score...first batters faced were 12-for-31 (.387) with six walks (.486 on-base percentage).
- Combined for a 2.48 ERA in his home ballparks compared to 5.96 on the road...stranded all nine of his inherited runners on the road.
- Had a 0.76 ERA in 16 appearances on two days of rest or fewer, a 6.25 ERA in his other 21 outings.
- Logged a 1.13 ERA in the ninth inning.
- Tossed at least one inning in 33 of his 37 appearances, including two or more 13 times.
- **DAY-BY-DAY:** Issued at least one walk in nine consecutive games from April 29 to June 7 (14 bb in 12.2 ip)...compiled a 1.00 ERA in six games in April...then allowed four runs in his first two appearances in May...went five consecutive appearances without surrendering an earned run from May 14-31 (7.2 ip, 7 h, 1 r, 6 bb, 10 so)...did not allow a run over a six-game stretch from June 13 to July 15 (8.0 ip, 5 h, 3 bb, 9 so)...had a 2.37 ERA over his first 21 games through July 15...then compiled a 5.76 ERA over his final 16 contests...allowed his first home run of the season July 19 at Corpus Christi, snapping a season-opening 21-game, 30.1-inning homerless streak...posted a 2.38 ERA in seven appearances in July but then logged a 9.90 ERA in seven outings in August...walked a career-high four batters in 1.0 inning on Aug. 1 at Frisco...struck out at least one batter in each of his first 26 games before fanning no one in 1.0 inning on Aug. 4 at Frisco...was promoted to Las Vegas on Aug. 14 and allowed seven runs in 3.0 innings in his first two Triple-A games on Aug. 15 and 19 at Reno...then had a 2.35 ERA over his final six games.

CAREER

2022—Spent the entire season with High-A Lansing for the second consecutive year and was 0-4 with two saves, a 7.32 ERA and .953 opponents OPS in 21 games, including two starts...his season was shortened by a nearly two-month stay on the injured list with a bone spur in his elbow...allowed a .333 opponents batting average but walked 19 and hit six for a .423 on-base percentage...surrendered a career-high tying six home runs and had a .531 opponents slugging percentage...his opponents batting average broke down to .262 with an .818 OPS against left-handed hitters compared to .384 with a 1.050 OPS against right-handers...allowed 3-of-10 (30.0%) inherited runners to score...first batters faced were 5-for-16 (.313%) with two walks and a sacrifice fly...compiled a 10.70 ERA and 1.110 opponents OPS in 11 home games, a 4.00 ERA and .773 OPS in 10 road games...tossed at least one inning in 18 of his 21 appearances, including nine outings of two or more innings...began the season on the injured list with a bone spur in his right elbow...was reinstated on May 25 and logged a season-high 4.0 innings in his first appearance on May 29 at Beloit (2 h, 1 r, 0 er, 2 bb, 3 so)...the three strikeouts were a season high (three other times)...had four games of three or more innings over his first five games through June 25...then logged two innings or fewer in each of his final 16 contests...did not allow a run in six of seven outings from July 7 to Aug. 2...had a 0.87 ERA and .194 opponents batting average over that span...was credited with his first professional save on July 16 at Ft. Wayne (0.1 ip, 1 bb)...was on the Covid list from Aug. 24 to Sept. 3...pitched three times following his return (3.0 ip, 3 h, 3 r, 2 er, 4 bb, 3 so).

2021—Made his professional debut with High-A Lansing and went 6-7 with a 4.65 ERA and .711 opponents OPS in 25 games, including nine starts...struck out 78 batters in 71.2 innings (9.80 per nine innings) and walked 25 for a strikeout-to-walk ratio of 3.12...had career highs in wins, strikeouts, game started, innings pitched, losses, hits (71), runs (47), home runs (6), hit batters (9) and wild pitches (8)...tied for seventh in the A's farm system in wins...allowed a .252 opponents batting average, which broke down to .247 with a .733 OPS against left-handed hitters compared to .258 with a .682 OPS against right-handers...surrendered five of his six home runs and issued 18 of his 25 walks to lefties...was 0-5 with a 7.28 ERA and .816 opponents OPS in his nine starts, 6-2 with a 2.79 ERA and .639 OPS in 16 relief appearances...allowed 1-of-8 (12.5%) inherited runners to score...first batters faced were 4-for-15 (.267) with a walk in his 16 relief appearances...tossed at least 1.1 inning in all 25 of his appearances, including 3.0 or more 15 times...was the winning pitcher in his professional debut on May 4 against Lake County when he tossed 2.0 scoreless innings in the Lugnuts 8-1 win (1 h, 1 so)...was credited with his second win four days later against the Captains with 3.0 scoreless innings...his first start was a loss in his third outing on May 13 at Dayton (2.0 ip, 4 h, 2 r, 2 er, 1 bb, 1 so)...struck out a career-high seven batters in 4.0 innings on June 18 against Great Lakes...that began a six-game stretch through July 15 where he was 1-0 with a 2.16 ERA...tossed a career high 4.1 innings and 73 pitches in a start in the second game of an Aug. 25 doubleheader against West Michigan...went 2-1 with a 2.38 ERA in four relief appearances in September.

2020—Was signed by the A's as a free agent out of Japan at the age of 23 and did not pitch as the minor league season was cancelled due to the pandemic.

PERSONAL/MISCELLANEOUS

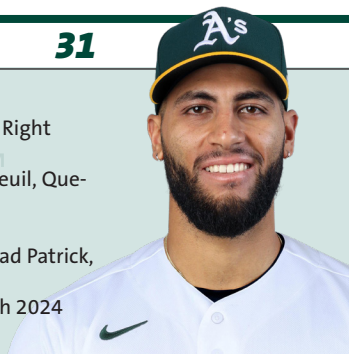
Shohei Tomioka was originally signed by Toshiyuki Tomizuka.

LIFETIME PITCHING RECORD

Year	Club	W	L	ERA	G	GS	CG	SHO	SV	IP	H	R	ER	HR	HB	BB	IBB	SO	WP	BK
2020																				
2021	Lansing	6	7	4.65	25	9	0	0	0	71.2	71	47	37	6	9	25	0	78	8	2
2022	Lansing	0	4	7.32	21	2	0	0	2	35.2	49	32	29	6	6	19	0	29	4	0
2023	Midland	2	0	3.02	29	0	0	0	2	44.2	44	19	15	2	1	26	0	53	7	1
	Las Vegas	0	1	7.59	8	0	0	0	0	10.2	12	10	9	0	0	9	0	8	1	0
Minor League Totals		8	12	4.98	83	11	0	0	4	162.2	176	108	90	14	16	79	0	168	20	3

CAREER TRANSACTIONS

2020 — Signed by the Oakland Athletics to a minor league contract, February 6.

**INFIELDER****Height/Weight:** 6-0 / 223**Bats/Throws:** Switch / Right**Birthdate:** December 20, 1996**Opening Day Age:** 27**Birthplace/Resides:** Longueuil, Quebec, Canada / Longueuil, Quebec, Canada**Major League Service:** 3 years, 11 days**Obtained:** Acquired from the Milwaukee Brewers for Chad Patrick, November 15, 2023**Contract Status:** First year of a one-year contract through 2024[Updated Stats](#)**CAREER HIGHLIGHTS**

Is a .211 career hitter with 28 home runs and 108 RBI in 271 games in five seasons in the majors with Houston (2019-21), Seattle (2011-22) and Milwaukee (2023)...was originally a fifth round pick of the Astros in 2016, was traded to Seattle on July 27, 2021, traded to Milwaukee on Dec. 2, 2022 and traded to Oakland on Nov. 15, 2023...has a .279 average, 60 home runs and 293 RBI in 491 games in the minors...played for Canada in the World Baseball Classic in 2023...was named Astros Minor League Player of the Year in 2019 when he also earned Texas League Postseason All-Star honors...played for Scottsdale in the Arizona Fall League in 2018.

2023 HIGHLIGHTS

- Spent most of the season at Triple-A Nashville where he batted .291 with eight home runs, 58 RBI and an .845 OPS in 96 games.
- Also went 8-for-18 (.444) with two home runs and nine RBI in nine games over three stints with Milwaukee...it was his fifth straight season in the majors but the nine games played were the fewest of his career.
- Was 4-for-6 (.667) with runners in scoring position...both of his home runs came with runners on base.
- Made two starts at first base, two at third base and one at designated hitter...also walked and was hit by a pitch in two pinch hitting appearances.
- Was 6-for-11 (.545) with two strikes.
- Had 36 doubles with the Sounds, which were his most as a minor leaguer and tied for fifth most in the International League...stole eight bases, which matched his most in the minors (2018).
- Led the Brewers farm system in doubles, ranked fourth in extra base hits (46), sixth in hits (104) and 10th in RBI (58).
- Hit .376 (32-for-85) with a .942 OPS against left-handed pitchers compared to .265 (72-for-272) with all eight of his home runs and an .813 OPS against right-handers.
- Batted .317 with six of his eight home runs and a .935 OPS on the road, .268 with a .765 OPS at home.
- Was 6-for-17 (.353) with two doubles, a triple, home run and 18 RBI with the bases loaded.
- Hit .317 in the seventh inning or later.
- Started 47 games at third base, 19 at second base, 15 at first base and 13 at designated hitter...made eight errors as a third baseman (.932 fielding percentage) and one each at second base (.985) and first base (.992).
- Saw his most action with 42 starts batting fifth...hit .358 in 20 starts in the three spot in the order.
- Reached bases safely in 87 of 96 games with Nashville, including streaks of 31 and 37.
- Played for Canada in the World Baseball Classic and went 5-for-15 (.333) with a double, three RBI and two walks in four games.
- **DAY-BY-DAY:** Began the year at Nashville and went 1-for-11 over his first three games...then had a 31-game reaching base streak from April 4 to May 14...hit .302 with a .385 on-base percentage over that span...had his first of two 14-game hitting streaks from April 11-29 (20-for-55, .364)...matched his minor league best with three walks on May 3 at St. Paul...doubled

in the second game of a May 7 doubleheader at St. Paul for his 100th career minor league two-base hit...went homerless over his first 38 games through May 19...hit his first home run on May 20 at Durham and homered eight times over his final 58 contests...was batting .258 with a home run and 18 RBI in 43 games when he was recalled by Milwaukee for the first time on May 30...went 4-for-8 (.500) with a home run and five RBI in five games and was optioned to Nashville June 14...went 2-for-24 (.083) over his first seven games but then had a grand slam and drove in a career-high tying five runs on June 28 at Memphis (also had five RBI on June 25, 2017 vs. Vermont)...went 0-for-4 on July 7 vs. Columbus...then reached base safely in each of his final 37 minor league games beginning July 9...hit .350 with a .434 on-base percentage, 1.014 OPS, 34 runs scored and 19 doubles over that stretch...began the reaching base streak with a 14-game hitting streak from July 9 to Aug. 24 (26-for-60, .433)...scored a run in 12 consecutive minor league games from July 14 to Aug. 22 (18 runs total) and doubled in seven straight games from July 18-25 (eight doubles total)...was perfect 5-for-5 with three runs, two doubles and three RBI in a 17-3 win over Jacksonville on July 21...it was his second career five-hit game as a minor leaguer (also Aug. 8, 2019 at El Paso)...was hitting .337 with a 1.035 OPS in 27 games during his second stint with the Sounds when he was recalled by Milwaukee a second time on July 26...went 4-for-10 (.400) with a home run and four RBI in three games and was sent back to Triple-A on Aug. 3...appeared in one game, was recalled by Milwaukee on Aug. 11, had a pinch walk on Aug. 16 at Los Angeles (NL), and was optioned again on Aug. 19...spent the remainder of the season with Nashville, batting .301 with a .900 OPS over his final 25 games...stole two bases in a game for the first time as a minor leaguer on Sept. 3 at Durham...singled in the fourth inning on Sept. 22 against Jacksonville for his 500th career hit as a minor leaguer.

CAREER

2022—Batted .185 with 10 home runs and 35 RBI in 109 games with Seattle...made 82 starts (39 at second base, 24 at third base, 18 at designated hitter, one at first base)...was on the 10-day injured list from May 22 to 31 with a sprained left shoulder...matched his career high with four RBI in a 9-6 win over Detroit in the second game of an Oct. 4 doubleheader...won the first game of the twinbill with a walk-off sacrifice fly in the 10th inning.

2021—Batted .239 with 11 home runs and 46 RBI in 95 games between Houston and Seattle...made 89 starts (58 at second base, 29 at third base, two at first base)...was traded by the Astros to the Mariners in a four-player deal on July 27...collected a career-high four hits in an 8-2 win on June 20 vs. Chicago (AL)...had a career-high four RBI in wins on June 17 vs. Chicago (AL) and June 23 at Baltimore...belted his first career pinch-hit home run in an 8-6 loss on July 27 vs. Houston with a two-run shot off Ryan Pressly...smacked his first career grand slam in a 4-0 win on Aug. 31 vs. Houston, coming off Kendall Graveman in the eighth inning, and became the first player in Major League history to hit a grand slam off a pitcher for whom he was traded earlier in the same season...from Aug. 18-28 posted a career-high 10-game hitting streak, batting .326 (14-for-43) with four RBI.

2020—Batted .149 with three home runs and nine RBI in 33 games with Houston...made 19 starts (10 at third base, six at designated hitter, two at first base, one at second base)...made his first career Opening Day roster...made his postseason debut, appearing in Game 3 of the ALCS vs. Tampa Bay (walked as a pinch-hitter).

2019—Was named Astros Minor League Player of the Year after batting .324 with 17 home runs and 80 RBI in 114 games between Double-A Corpus Christi and Triple-A Round Rock...was a Texas League Midseason and Postseason All-Star selection...batted .218 with two home runs and nine RBI in 25 games with Houston after his contract was selected on Aug. 22...made 20 starts with the Astros, all at third base...made his Major League debut on Aug. 22 vs. Detroit, going 0-for-4...recorded his first ML hit on Aug. 23 vs. Los Angeles (AL) with an infield single off José Suarez...his first ML home run was a solo shot off Emilio Pagan on Aug. 29 vs. Tampa Bay...his only other home run was a two-run shot off Ken Giles in the ninth inning on Sept. 1 at Toronto, providing the only runs in a 2-0 win and Justin Verlander no-hitter...was inserted into the starting lineup after Yuli Gurriel was scratched with a left elbow contusion...also recorded the final out of the no-hitter, a 5-3 putout.

2018—Began his third professional season at Single-A Buies Creek, where he appeared in 83 games, en route to being named a Carolina League Midseason All-Star...hit .257 with 20 doubles, 14 home runs, 56 RBI and an .834 OPS as a BC Astro...named Carolina League Player of the Week on June 24...was promoted to Double-A Corpus Christi on July 6 and finished his season with the Hooks...combined to hit .247 with 35 doubles, 16 home runs and 78 RBI in 133 games on the season...following the season, played in 19 games for Scottsdale in the Arizona Fall League, hitting .348 with six doubles, two home runs, eight RBI and a 1.023 OPS...recorded 12 walks to his 12 strikeouts.

2017—Split his second professional season between Short-Season Tri-City and Single-A Quad Cities, combining to hit .246 with 11 doubles, 15 home runs, 33 RBI and an .859 OPS in 69 games.

2016—After completing his collegiate season, was selected by the Astros in the fifth round of the draft on June 10...signed on June 20 and reported to Rookie Level Greenville...played in 44 games for the Astros, but did not hit a home run.

PERSONAL/MISCELLANEOUS

Abraham Josue Toro-Hernandez was originally signed by Astros scout Jim Stevenson...graduated from Edouard Montpetit High School in Montréal in 2015...attended Seminole State Junior College in Oklahoma and hit .439 with 14 doubles, 20 home runs and 86 RBI in his one season in 2016...his parents are from Venezuela...they moved to Quebec before he was born...is trilingual, speaking English, French and Spanish.

LIFETIME PLAYING RECORD

Year	Club	AVG.	G	AB	R	H	2B	3B	HR	RBI	SH	SF	HP	BB	SO	SB	CS	OBP	SLG	E
2016	Greenville	.254	44	177	20	45	6	3	0	19	0	3	3	10	31	2	1	.301	.322	3
2017	Tri-City	.292	32	106	21	31	8	0	6	16	0	0	3	19	21	1	3	.414	.538	2
	Quad-Cities	.209	37	134	25	28	3	2	9	17	0	1	2	21	30	2	0	.323	.463	3
2018	Buies Creek	.257	83	296	54	76	20	1	14	56	0	3	5	45	62	5	1	.361	.473	8
	Corpus Christi	.230	50	178	16	41	15	2	2	22	0	1	6	17	46	3	3	.317	.371	5
2019	Corpus Christi	.306	98	376	65	115	22	4	16	70	0	3	8	48	77	4	1	.393	.513	6
	Round Rock	.424	16	66	17	28	9	0	1	10	0	1	2	10	5	0	1	.506	.606	1
	HOUSTON	.218	25	78	13	17	3	2	2	9	0	1	1	9	19	1	1	.303	.385	2
2020	HOUSTON	.149	33	87	13	13	2	0	3	9	0	0	7	3	23	1	1	.237	.276	0
2021	Sugar Land	.352	17	54	10	19	5	1	2	11	0	0	3	11	8	2	1	.485	.593	2
	HOUSTON	.211	35	109	17	23	1	0	6	20	0	1	3	9	21	3	1	.287	.385	3
	SEATTLE	.252	60	226	28	57	11	0	5	26	0	1	4	22	33	3	2	.328	.367	5
2022	Everett	.500	2	4	0	2	0	0	0	2	0	0	0	1	0	0	0	.600	.500	0
	Tacoma	.241	16	58	6	14	3	1	2	12	0	0	0	10	12	3	0	.353	.431	0
	SEATTLE	.185	109	324	36	60	13	1	10	35	0	4	2	22	65	2	0	.239	.324	6
2023	Nashville	.291	96	357	53	104	36	2	8	58	0	6	2	49	73	8	2	.374	.471	10
	MILWAUKEE	.444	9	18	4	8	0	0	2	9	0	0	1	2	5	0	0	.524	.778	1
	Major League Totals	.211	271	842	111	178	30	3	28	108	0	7	18	67	166	10	5	.282	.354	17
	Minor League Totals	.279	491	1806	287	503	127	16	60	293	0	18	34	241	365	30	13	.371	.466	40

CAREER TRANSACTIONS

2016 — Selected by the Houston Astros in the 5th round of the First-Year Player Draft. **2021** — Traded to the Seattle Mariners with pitcher Joe Smith for pitchers Kendall Graveman and Rafael Montero, July 27. **2022** — On the injured list, May 22 to 31; included rehabilitation assignment to Everett, May 31. Traded to the Milwaukee Brewers with outfielder Jesse Winker for infielder Kolten Wong and cash considerations, December 2. **2023** — Traded to the Oakland Athletics for minor league pitcher Chad Patrick, November 15.

LEAGUE CHAMPIONSHIP SERIES RECORD

Year	Club/Opp.	AVG.	G	AB	R	H	2B	3B	HR	RBI	SH	SF	HP	BB	SO	SB	CS	OBP	SLG	E
2020	HOU vs. TB	—	1	0	0	0	0	0	0	0	0	0	0	1	0	0	0	1.000	—	0

WORLD BASEBALL CLASSIC RECORD

Year	Club	AVG.	G	AB	R	H	2B	3B	HR	RBI	SH	SF	HP	BB	SO	SB	CS	OBP	SLG	E
2023	Canada	.333	4	15	0	5	1	0	0	3	0	0	0	2	3	0	0	.412	.400	0

TORO'S CAREER BESTS

Hits: 4, June 20, 2021 vs. Chicago (AL)

Home Runs: 1 (28 times), last: July 28, 2023 at Atlanta

Runs Batted In: 4 (five times), last: July 28, 2023 at Atlanta

Stolen Bases: 1 (10 times), last: September 29, 2022 vs. Texas

Hitting Streak: 10, August 18 to 28, 2021

Hitless Streak (At Bats): 24, September 14 to 22, 2021

Game Ending RBI: 2, October 4, 2022 vs. Detroit, G#1 (sacrifice fly); July 2, 2022 vs. Oakland (single)

Grand Slams: 1, August 31, 2021 vs. Houston (Kendall Graveman)

Pinch-Hit Home Runs: 1, July 27, 2021 vs. Houston (Ryan Pressly)

Inside-The-Park Home Runs: None

Lead Off Home Runs: None

**LEFT-HANDED PITCHER****Height/Weight:** 6-3 / 220**Birthdate:** January 8, 1998**Birthplace/Resides:** San Diego, California / San Diego, California**Major League Service:** 1 year, 35 days**Obtained:** Acquired from the New York Yankees with Cooper Bowman, Luis Medina and JP Sears for Frankie Montas and Lou Trivino, August 1, 2022**Contract Status:** First year of a one-year contract through 2024
 [Updated Stats](#)
Bats/Throws: Left / Left**Opening Day Age:** 25**CAREER HIGHLIGHTS**

Was originally selected by the New York Yankees in the fifth round of the 2019 First-Year Player draft and was dealt to the A's at the 2022 trading deadline...is 6-11 with a 5.28 ERA in 42 games, including 29 starts, in two seasons with Oakland...is also 12-9 with a 3.03 ERA in 54 games, including 52 starts, in three seasons in the minors...has 349 strikeouts in 234.1 innings, an average of 13.40 per nine innings...has walked 94 for a strikeout-to-walk ratio of 3.71...was named to the American League squad for the 2022 All-Star Futures Game...was rated as the Yankees 10th-best prospect by *Baseball America* following the 2021 season and the A's fifth-best following 2022...was listed as the A's second-best by MiLB.com following the 2022 season.

2023 HIGHLIGHTS

- Spent the entire season with the A's, working as a starter, reliever and opener...went 4-9 with one save, a 5.36 ERA and .840 opponents OPS in 35 games, including 22 starts.
- Struck out 132 batters, which tied for fifth most in Oakland history by a rookie...surrendered 24 home runs, which tied for third most.
- Ranked fourth among Major League rookies in strikeouts and fifth in innings pitched (141.0)...was also second runs allowed (93) and walks (71), tied for second in hit batters (9), third in hits (149), tied for third in home runs and tied for fourth in losses (9).
- His 71 walks tied for 10th most in the majors among all pitchers.
- Based on a minimum of 140 innings pitched, he had the second highest opponents on-base percentage in the majors (.360), third lowest strikeout-to-walk ratio (1.86), fourth highest OPS (.840), fifth most pitches per inning (18.1), seventh highest ERA and ninth highest slugging percentage (.480).
- Using the 140 innings pitched minimum, he had the seventh highest OPS in Oakland history and the eighth highest ERA and slugging percentage.
- Led the A's in runs and walks.
- Went 1-4 with a 7.46 ERA and 1.012 opponents OPS in 12 games, including 10 starts, in April and May...then compiled a 3-5 record with a 4.18 ERA and .732 opponents OPS over his final 23 games, including 12 starts...had an ERA above 7.00 in each of the first two months (7.26 in April, 7.78 in May) and under 5.00 in the last four (4.60 in June, 4.91 in July, 3.68 in August, 4.00 in September).
- Went 2-5 with a 5.33 ERA and .879 OPS in his 22 starting assignments and his 15 no decisions tied for fifth most in the majors among starters...the no decisions tied the Athletics record for most by a starting pitcher in a season...shares the mark with Ron Darling, who went 5-9 in 29 starts in 1993...left with the lead and was in position to win in five of his no decisions...made 20 traditional starts and two as an opener
- Was 2-4 with a 5.45 ERA and .732 OPS in 13 relief appearances...tossed at least two innings in 10 of his relief appearances, including 4.0 or more four times...first batters faced were 5-for-13 (.385) and he allowed 1-of-2 inherited runners to score.

MOST STRIKEOUTS, OAKLAND ROOKIE

150	Brett Anderson, 2009
141	Rick Langford, 1977
140	Jarrod Parker, 2012
137	Tommy Milone, 2012
132	Ken Waldichuk, 2023
132	Tim Hudson, 1999

- Allowed a .271 opponents batting average, which included a .269 (29-for-108) mark and .949 OPS against left-handed hitters and .271 (120-for-442) with a .813 OPS against right-handers...17 of the 29 hits he allowed to lefties were for extra bases.
- Opponents hit .259 with runners in scoring position and were 2-for-20 (.100) with a double, a grand slam and four walks with the bases loaded.
- As a starter, he had a .229 opponents batting average and .764 OPS the first time through the order, .280 and .921 the second time and .330 and 1.024 the third time...combined for a 2.93 ERA over innings 1-3, had a 10.56 ERA in the fourth inning and a 6.26 ERA from the fifth inning on.
- Was 1-3 with a 4.46 ERA in 16 games at home, 3-6 with a 6.17 ERA in 19 games on the road...is now 3-4 with a 4.29 ERA in 19 career games in the Coliseum, 3-7 with a 6.19 ERA in 23 games on the road.
- Posted a 0-4 record, a 7.15 ERA and .956 opponents OPS in 13 day games...went 4-5 with a 4.68 ERA and .791 OPS in 22 night games.
- Was 2-6 with a 6.63 ERA and .950 OPS in 21 games before the All-Star Break, 2-3 with a 4.04 ERA and .714 OPS after the break.
- Collected three of his four wins against American League Central teams and was 3-0 with a 4.56 ERA in six games, including five starts.
- Went 1-3 with a 7.23 ERA in 11 games on four days rest, 3-6 with a 4.57 ERA in his other 24 appearances.
- Held the opponents leadoff hitter to a .227 batting average but the five hitter batted .365... did not surrender a home run to the clean-up hitter.
- Committed four errors, which tied for second most in the majors among pitchers...had three pickoffs, which tied for 11th most.
- The A's were 9-13 (.409) in his starting assignments.
- **DAY-BY-DAY:** Began the season in the A's starting rotation and went 1-4 with a 6.85 ERA in nine starts through May 19 before splitting his duties between the pen, the rotation and opening...allowed six runs on a career-high nine hits in his first start of the season on April 2 against Los Angeles (AL) and was the losing pitcher in the A's 6-0 loss...surrendered a three-run home run to O'Hoppe in the fourth to snap a career-high 14.0-inning scoreless streak dating back to 2022...allowed three home runs against the Angels and a career-high four in his next start on April 7 at Tampa Bay...the seven home runs in back-to-back starts match the most in Oakland history by a pitcher over a two-game stretch...Mike Fiers (Sept. 3-9, 2019) is the only other one to do it over the last 25 years...allowed a career-high eight runs in 3.0 innings in the start against the Rays, which was his shortest outing of the season in a traditional start...tossed a season-high 6.1 innings April 12 at Baltimore but had a no decision in the A's 8-4 win...left with a 4-2 lead but Familia blew the save...it was the first of five times he left with the lead in position to win only to have the bullpen blow the save (April 12, 24 and 30; August 7 and 13)...tossed 5.0 scoreless innings in his fourth start on April 18 at Chicago (NL) but had a no decision as the A's were shutout 4-0...struck out a season-high seven batters in 5.2 innings on April 30 against Cincinnati...finished April 0-2 with a 7.26 ERA and .976 opponents OPS in six starts...had the highest opponents OPS (.976) and slugging percentage (.598) in the majors in April, the fourth highest on-base percentage (.378) and the fifth highest ERA and batting average (.307)...the ERA was the highest April ERA in Athletics history among pitchers with 30 or more innings...allowed 10 home runs, which were the most in the majors and matched Gil Heredia (2001) for the most home runs in April in Athletics history... then went 1-2 with a 7.78 ERA and 1.062 OPS in six games in May...walked a career-high six batters and tossed a career-high 114 pitches on May 6 at Kansas City but picked up his first win of the season in the A's 5-4 victory...then walked five batters in each of his next two starts and his streak of three consecutive games with five or more walks matches the longest by an A's pitcher over the last 30 years (Chad Gaudin, July 12-23, 2007)...was moved out of the starting rotation after allowing four runs on five hits and five walks in 5.0 innings in a 5-1 loss at Houston on May 19...took the loss in his first relief appearance on May 24 at Seattle...struck out a season-high tying seven batters in 2.2 innings but allowed five runs on eight hits and three walks...then compiled a 2.84 ERA over his next seven appearances from May 28 to June 20, including two starts as an opener...made his first start as an opener on May 28 against Houston (1.0 ip, 1 h, 1 r, 1 er, 2 so)...earned the first save of his career on June 12 against Tampa Bay when he tossed 3.0 scoreless innings in the A's 4-3 win...became the first A's pitcher to

toss three or more scoreless innings for the save in a one-run game since Elias Sosa on May 2, 1978...made his second start as an opener on June 20 at Cleveland (1.2 ip, 2 h, 2 so)...went 1-1 with a 4.91 ERA, .203 opponents batting average and .678 OPS in five games, including two starts, in July...struck out a season-high tying seven batters on Aug. 7 vs. Texas and did it again two starts later in a no decision against Baltimore on Aug. 19...tossed 6.0 scoreless innings Sept. 5 against Toronto but had his sixth straight no decision in the A's 7-1 loss...tossed 6.0 scoreless and hitless innings of relief in his next outing, a 4-0 win at Houston on Sept. 11... that matched the most hitless innings pitched by a reliever in Athletics history (Rube Vickers, 1908; Eddie Rommel, 1923; Dennis Eckersley, 1987)...allowed six runs on a career-high tying nine hits in 4.0 innings of relief in a 10-1 loss to San Diego on Sept. 17...that snapped his scoreless streak at 12.0 innings...it was the longest single-season scoreless streak of his career and two short of his career high of 14.0 from Sept. 30, 2022-April 2, 2023...struck out a season-high tying seven batters in 6.0 innings and did not walk a batter for the second consecutive outing in an 8-2 win over Detroit on Sept. 22...it snapped a streak of six consecutive starts without a decision...that tied the Athletics record for consecutive no decisions by a starter (excluding openers)...it is the sixth time it has happened, most recently by Jarrod Parker from June 23-July 28, 2013...had two wins in September after winning two games total over the first five months...experienced left medial elbow discomfort in his final start and underwent an MRI and clinical evaluation with Dr. Mike Freehill at Stanford University...was subsequently seen by Dr. Neil ElAttrache at Kerlan-Jobe and a diagnosis of a flexor tendon strain and UCL ligament sprain was determined...had a Tenex procedure with Dr. Steve Yoon on Oct. 17 and a follow-up PRP injection to the flexor tendon on Oct. 24.

CAREER

2022—Made both his Triple-A and Major League debuts in 2022...began the season in the New York Yankees organization, was dealt to the A's at the trading deadline and joined Oakland in September for his big league debut...went 2-2 with a 4.93 ERA and .781 opponents OPS in seven games, all starts...struck out 33 batters in 34.2 innings and walked 10 for a strikeout-to-walk ratio of 3.30...allowed a .244 opponents batting average, which broke down to .138 with a .366 OPS against left-handed hitters compared to .275 with an .897 OPS against right-handers...surrendered 17 of his 18 extra base hits and issued nine of his 10 walks to right-handed hitters...yielded a .288 batting average and .843 OPS the first time through the order, .196 with a .650 OPS the second time and .238 with a .923 OPS after that...was 2-1 with a 3.63 ERA and .653 opponents OPS in three starts in the Coliseum, 0-1 with a 6.23 ERA and .884 OPS in four starts on the road... however, surrendered four of his five home runs in Oakland...had a 7.52 ERA and .962 opponents OPS in odd numbered innings, a 1.26 ERA and .523 OPS in even numbered innings...did not allow a run in the fourth inning (6.0 ip)...the first two hitters in the batting order combined for a .371 batting average against him but he held the three through nine hitters to a .198 average...opponents were 0-for-12 on an 0-2 count...tossed five innings or fewer in five of his seven starts...combined for a 6-4 record, a 2.84 ERA and .644 opponents OPS in 21 starts with Double-A Somerset, Triple-A Scranton/Wilkes-Barre and Triple-A Las Vegas...struck out 137 batters in 95.0 innings, an average of 12.98 per nine innings...walked 36 for a strikeout-to-walk ratio of 3.81...matched his minor league best in wins and starts...his average of 12.98 strikeouts per nine innings was second best among Double-A and Triple-A pitchers with 90 or more innings pitched and 10th best among all minor leaguers...also ranked 11th among Double-A and Triple-A pitchers in ERA and 16th in opponents OPS, batting average (.211) and slugging percentage (.343)...represented the American League in the All-Star Futures Game...allowed a .211 opponents batting average, which broke down .168 with a .528 OPS against left-handed hitters compared to .227 with a .687 OPS against right-handers...held the opposition to a .188 average with runners in scoring position... was 6-2 with a 1.99 ERA and .568 opponents OPS over his first 14 starts through July 4...then went 0-2 with a 5.00 ERA and .813 OPS over his final seven minor league starts...was 4-0 with a 1.91 ERA and .547 opponents OPS in nine starts on six days rest or more, 1-4 with a 4.25 ERA and .774 OPS in 10 starts on five days rest or fewer...had a 5.14 ERA and .876 opponents OPS in the first inning, a 2.19 ERA and .577 OPS from the second inning on...yielded five of his 10 home runs in the first inning...allowed a .135 batting average with two strikes...his teams were 9-2 in his no decisions and had a 15-6 (.714) record in his starting assignments...tossed five innings or fewer in 18 of his 21 starts...allowed six hits or fewer in all 21 starts and two runs or fewer 16 times...had more strikeouts than innings pitched 17 times...was rated as the A's fifth best prospect by *Base-*

ball America following the season but was listed as number two by MiLB.com...began the year at Double-A Somerset and did not allow a run in each of his first two starts on April 9 at Reading and April 16 against Erie...tossed 5.0 innings for the win in each outing...finished April 2-0 with a 1.45 ERA in four starts...then went 2-1 with a 1.33 ERA in four starts in May...logged 5.0 scoreless and hitless innings on May 8 against New Hampshire and struck out a minor league career high 12 batters in a 3-2 win...was 4-0 with a 1.26 ERA and .479 OPS in six starts at Somerset when he was promoted to Scranton/Wilkes-Barre on May 17...had a no decision in his Triple-A debut on May 22 at Worcester (5.1 ip, 3 h, 1 r, 1 er, 2 bb, 9 so)...tossed 6.0 innings and struck out 11 in an 8-4 win at Syracuse on June 11...it was his second 10-strikeout game of the season and the eighth of his career...recorded the save for the American League in the All-Star Futures Game on July 16 at Dodger Stadium...entered the game with two outs in the bottom of the seventh and got Jackson Chourio to fly out to preserve a 6-4 win...made two more starts for Scranton/Wilkes Barre on July 26 and 31 at Rochester and was 2-3 with a 3.59 ERA and .695 OPS in 11 starts when he was traded to the A's on Aug. 1 with Luis Medina, JP Sears and minor leaguer Cooper Bowman for Frankie Montas and Lou Trivino...took the loss in his first start with the Aviators on Aug. 6 against Reno and then had three straight no decisions (2.35 ERA)...went 0-1 with a 3.38 ERA and .744 OPS in four starts with Las Vegas...was selected by Oakland on Sept. 1 and made his Major League debut that day at Washington...had a no decision in the A's 7-5, 10-inning loss and walked four batters in 4.2 innings...issued just six free passes over his final six starts and 30.0 innings...became the 57th pitcher in Oakland history to start in his ML debut, the fourth in 2022...struck out Luke Voit looking in the first inning for his first strikeout...was 0-2 with a 7.13 ERA and .908 OPS over his first four starts through Sept. 18...then went 2-0 with a 2.65 ERA and .617 OPS over his final three starts...allowed five runs on eight hits in 5.0 innings at Texas on Sept. 13 but had a no decision in an 8-7 loss...left with a 7-5 lead but the bullpen blew the save...picked up his first Major League win in a 10-4 A's victory on Sept. 24 against New York (NL), despite allowing four runs in 5.0 innings...struck out a career-high eight batters and allowed just one run in 5.0 innings on Sept. 30 at Seattle but had a no decision in the A's 2-1 loss...tossed a career-high 7.0 scoreless innings for the win in his final start, a 3-2 A's victory over Los Angeles (AL) in the final game of the season...finished the season with an 11.0-inning scoreless streak.

2021—Combined with High-A Hudson Valley and Double-A Somerset to go 6-3 with a 3.03 ERA in 23 games, including 21 starts...struck out 163, which tied for fourth most in the minors...led Yankees minor leaguers in strikeouts, ranked second in opponents batting average (.193), fourth in ERA and innings pitched (110.0 ip) and tied for fourth in games started...allowed three runs or fewer in 18 of his 21 starts, including two or fewer 14 times...began the season with Hudson Valley, posting a career-long 30.2 scoreless inning streak over seven starts with the Renegades...was promoted to Somerset on June 15, going 4-3 with a 4.20 ERA in 16 games, 14 starts...ranked third in the Double-A Northeast in strikeouts (108)...following the season, was named by *Baseball America* as the No. 10 prospect in the Yankees organization...was named a MiLB.com Organization All-Star.

2020—Did not pitch due to the pandemic.

2019—Made his professional debut with Rookie-level Pulaski, going 0-2 with a 3.68 ERA in 10 starts...struck out 49 and walked just seven in 29.1 innings...also made one postseason start and had a no decision, tossing 4.2 scoreless innings, allowing one hit and striking out nine in a 6-0 win over Burlington on Aug. 31.

PERSONAL/MISCELLANEOUS

Kenneth Dieter Waldichuk...graduated from University City (Calif.) HS in 2016...attended St. Mary's College in Moraga...was a 2018 *Collegiate Baseball* Second-Team All-American after winning the West Coast Conference ERA title (2.05) as a sophomore...was named a 2019 Second-Team Preseason All-American by *Collegiate Baseball*.

LIFETIME PITCHING RECORD

Year	Club	W	L	ERA	G	GS	CG	SHO	SV	IP	H	R	ER	HR	HB	BB	IBB	SO	WP	BK
2019	Pulaski	0	2	3.68	10	10	0	0	0	29.1	19	12	12	2	1	7	0	49	5	0
2020	(Minor League Season Cancelled — Did Not Pitch)																			
2021	Hudson Valley	2	0	0.00	7	7	0	0	0	30.2	12	0	0	0	0	13	0	55	3	0
	Somerset	4	3	4.20	16	14	0	0	0	79.1	64	44	37	13	6	38	0	108	6	0
2022	Somerset	4	0	1.26	6	6	0	0	0	28.2	16	6	4	2	1	10	0	46	1	0
	Scranton/Wilkes-Barre	2	3	3.59	11	11	0	0	0	47.2	38	20	19	5	7	23	0	70	2	0
	Las Vegas	0	1	3.38	4	4	0	0	0	18.2	20	9	7	3	1	3	0	21	1	0
	OAKLAND	2	2	4.93	7	7	0	0	0	34.2	32	19	19	5	4	10	0	33	1	0
2023	OAKLAND	4	9	5.36	35	22	0	0	1	141.0	149	93	84	24	9	71	1	132	7	1
Major League Totals		6	11	5.28	42	29	0	0	1	175.2	181	112	103	29	13	81	1	165	8	1
Minor League Totals		12	9	3.03	54	52	0	0	0	234.1	169	91	79	25	16	94	0	349	18	0

CAREER TRANSACTIONS

2019 — Selected by the New York Yankees organization in the 5th round of the First-Year Player Draft. **2022** — Traded to the Oakland Athletics with pitchers Luis Medina and JP Sears and minor league infielder Cooper Bowman for pitchers Frankie Montas and Lou Trivino, August 1.

WALDICHUK'S CAREER BESTS

Low Hit Complete Game: None

Innings Pitched: 7.0, October 5, 2022 vs. Los Angeles (AL)


Strikeouts: 8, September 30, 2022 at Seattle

Pitches: 114, May 6 2023 at Kansas City

Longest Winning Streak: 2, September 24 to October 5, 2022

Longest Losing Streak: 3, May 19 to June 17, 2023

Longest Scoreless Streak: 14.0, September 30, 2022 to April 2, 2023



INFIELDER

Height/Weight: 6-3 / 190

Bats/Throws: Right / Right

Birthdate: March 30, 2002

Opening Day Age: 21

Birthplace/Resides: Los Angeles, California / Gilbert, Arizona

Major League Service: None

Obtained: Selected in the 1st round of the 2023 First-Year Player Draft

Contract Status: First year of a one-year contract through 2024

[Updated Stats](#)

NON-ROSTER INVITEE

CAREER HIGHLIGHTS

Was the A's first round selection and the sixth pick overall in the 2023 First-Year Player Draft... hit .333 with a home run and 13 RBI in 26 games in his professional debut...was rated as the A's No. 1 prospect by MiLB.com following the 2023 season...played collegiately at Grand Canyon University where he was a three-time first-team All-WAC honoree and the 2023 WAC Defensive Player of the Year.

2023 HIGHLIGHTS

- The A's 2023 first round draft pick began his career with the A's affiliate in the Arizona Complex League and went 5-for-11 (.455) in three games before he was moved up to High-A Lansing...hit .318 in 23 games with the Lugnuts and combined for a .333 batting average, 11 doubles, one home run, 13 RBI and an .866 OPS in 26 games.
- Struck out just 11 times in 111 plate appearances, an average of 10.09 plate appearances per strikeout.
- Batted .333 (8-for-24) with his lone home run against left-handed pitchers and .333 (25-for-75) against right-handers.
- Had a .308 batting average with runners in scoring position.
- Hit .367 in the seventh inning or later and connected for his only home run in the ninth inning.
- Started 23 games at shortstop and two at designated hitter...committed three errors for a .970 fielding percentage.
- Batted second 22 times, first three times and ninth once.
- Was rated as the A's No. 1 prospect by MiLB.com following the season.
- **DAY-BY-DAY:** Made his professional debut with a start at designated hitter against the Giants-Orange team on July 25 and went 0-for-2...went 3-for-4 with a double and a career-high three RBI on July 27 at the Dodgers...was moved up to Lansing on July 31 and had a double, walk and a hit by pitch in his debut on Aug. 1 at Cedar Rapids...stole his first base Aug. 6 at Cedar Rapids...struck out twice on Aug. 8 against Ft. Wayne, his only game with more than one strikeout...had a career-high five-game hitting streak from Aug. 11-17 (10-for-21, .476)...slugged his first professional home run Aug. 24 at Dayton...hit safely in each of his final five games beginning Aug. 27 (8-for-20, .400)...went 4-for-4 with a pair of doubles and two RBI on Sept. 2 against West Michigan, his first career four-hit game...it would be his final game of the season as he was placed on the injured list Sept. 7 with a contusion on his left hand.

PERSONAL/MISCELLANEOUS

Jacob Tyler Wilson...graduated from Thousand Oaks High School where his father, Jack, was the head coach...his father played 12 seasons in the majors with the Pirates (2001-09), Mariners (2009-11) and Braves (2011-12) and hit .265 with 61 home runs and 426 RBI in 1370 games... Jacob played collegiately at Grand Canyon University where he was a three-time first-team All-WAC honoree and the 2023 WAC Defensive Player of the Year...hit .360 with 22 home runs and 152 RBI in 154 games in three seasons with the Antelopes and struck out just 31 times in 694 plate appearances (22.4 plate appearances per strikeout).

LIFETIME PLAYING RECORD

Year	Club	AVG.	G	AB	R	H	2B	3B	HR	RBI	SH	SF	HP	BB	SO	SB	CS	OBP	SLG	E
2023	ACL Athletics	.455	3	11	4	5	2	0	0	5	0	0	1	0	1	0	0	.500	.636	0
	Lansing	.318	23	88	13	28	9	0	1	8	1	1	3	6	10	4	1	.378	.455	3
Minor League Totals		.333	26	99	17	33	11	0	1	13	1	1	4	6	11	4	1	.391	.475	3

CAREER TRANSACTIONS

2023 — Selected by the Oakland Athletics organization in the 1st round (sixth selection overall) of the First-Year Player Draft.

**LEFT-HANDED PITCHER****Height/Weight:** 6-4 / 220**Bats/Throws:** Right / Left**Birthdate:** January 12, 1991**Opening Day Age:** 33**Birthplace/Resides:** Charlotte, North Carolina / Atlanta, Georgia**Major League Service:** 10 years, 123 days**Obtained:** Signed as a free agent, February 2, 2024**Contract Status:** First year of a one-year contract through 2024

[@Awood45](#)
[awood45](#)
[Updated Stats](#)

CAREER HIGHLIGHTS

Has pitched 11 seasons in the majors, all in the National League with Atlanta (2013-15), Los Angeles (2015-18, 20), Cincinnati (2019) and San Francisco (2021-23)...is 76-65 with a 3.74 ERA in 269 career appearances, including 202 starts...has a career strikeout-to-walk ratio of 3.21 (1140 strikeouts and 355 walks in 1218.2 innings)...has reached postseason play seven times in his 11 seasons and is 1-2 with a 3.11 ERA in 21 games, including three starts...is 1-0 with a 1.93 ERA in seven World Series appearances and was a member of the 2020 World Champion Los Angeles Dodgers...was named to the National League All-Star Team in 2017.

2023 HIGHLIGHTS

- Returned to San Francisco for his third season and was 5-5 with a 4.33 ERA and .768 opponents OPS in 29 games, including 12 starts.
- Walked 42 batters in 97.2 innings, which were his most walks since 2015 (59)...averaged 3.87 walks per nine innings, which was his highest mark over a full season (had 4.26 walks per innings in nine games in the pandemic-shortened 2020 season).
- Struck out 74 and his average of 6.82 strikeouts per nine innings was the second lowest of his career (6.60 in 2015).
- His strikeout-to-walk ratio of 1.76 was a career low.
- Had a .347 opponents on-base percentage, .421 slugging percentage and .768 OPS, all of which were his highest in a season of 40 or more innings pitched.
- It was the third time in his career he made more relief appearances (17) than starts (12)...had seven relief appearances and two starts in 2020 and 20 relief appearance and 11 starts as a rookie in 2013.
- Had a .263 opponents batting average, which broke down to .243 (25-for-103) with a .680 OPS against left-handed hitters compared to .270 (73-for-270) with a .801 OPS against right-handers...surrendered eight of his nine home runs to righties...has yielded 106 of his 121 career home runs to right-handed hitters.
- Opponents batted .263 with the bases empty, .263 with runners on...six of his nine home runs were solo shots...his career splits are .254 with the bases empty, .247 with runners on.
- Was 2-4 with a 6.08 ERA and .851 OPS in his 12 starts, 3-1 with a 2.67 ERA and .683 OPS in 17 relief appearances.
- Tossed fewer than five innings in 10 of his 12 starts...logged three innings or more in 10 of his 17 relief appearances.
- Allowed 3-of-6 (50.0%) inherited runners to score...first batters faced were 4-for-13 (.308) with two walks and two sacrifice flies.
- Went 1-4 with an 8.48 ERA in seven starts on four or five days rest, 1-0 with a 2.37 ERA in his other five starts.
- Was 4-2 with a 3.38 ERA and .691 opponents OPS in 17 night games, 1-3 with a 6.15 ERA and .898 OPS in 12 day games...is now 60-41 with a 3.36 ERA in 192 career appearances at night, 16-24 with a 4.83 ERA in 77 games during the day.
- Had a 2-0 record and a 2.25 ERA in seven interleague appearances, 3-5 with a 5.01 ERA in 22 contests against National League competition.
- Held the opponents clean-up hitter to a .195 batting average but the two hitter batted .356.

- **DAY-BY-DAY:** Had no decisions and a 1.80 ERA over his first three starts before going on the injured list April 19 with a strained left hamstring...was sent to Triple-A Sacramento on a rehab assignment and started and lost against Las Vegas on May 7 (3.2 ip, 6 h, 2 r, 1 er, 1 so)...was reinstated on May 12 and went 1-1 with a 6.30 ERA in five games, including four starts, in May...tossed a season-high 5.2 innings and allowed just one run on May 26 at Milwaukee for his first win...however, issued a season-high five walks...then surrendered a season-high six runs on a season-high eight hits in 4.1 innings in a 9-4 loss to Pittsburgh on May 31...logged a season-high 94 pitches...was placed on the injured list a second time on June 1 with a lower back strain...had another one-start rehab assignment with the River Cats on June 11 against Las Vegas and had a no decision (3.0 ip, 3 h, 1 r, 1 er, 1 bb, 1 so)...was reinstated on June 17 and combined with Tristan Beck on a six-hit shutout in a 15-0 win at Los Angeles (NL) that day...tossed 5.0 innings, allowed three of the hits and did not walk a batter...then allowed a season-high tying six runs in 3.1 innings in his next start, a 10-0 loss to San Diego on June 22...spent most of the first three months of the season in the starting rotation as he was 2-2 with a 5.17 ERA in 10 games, including nine starts, through June 22...then went 3-3 with a 3.79 ERA over his final 19 games, including three starts...struck out a season-high seven batters in 5.0 scoreless innings in relief of opener Ryan Walker on June 27 at Toronto...was the winning pitcher in the Giants 3-0 win...then went 2-2 with a 5.46 ERA over his next eight games, including two starts, from July 2-Aug. 12...tossed 3.0 scoreless innings of relief on July 26 against Oakland for his final win of the season...did not allow an earned run over a five-game stretch from Aug. 16-Sept. 1 (9.1 ip, 8 h, 1 r, 4 bb, 5 so) to begin a season-ending 10-game stretch where he compiled a 2.73 ERA...posted a 3.14 ERA in six appearances in August, all in relief.

CAREER

2022—Posted an 8-12 record with a 5.10 ERA, 131 strikeouts and a .262 opponents average against in 26 starts in his second season with the Giants...allowed just 30 walks in 130.2 innings of work...his 2.07 walks per nine innings was the lowest figure of his...his strikeout-per-walk ratio was the highest of his career at 4.37...threw 2,239 pitches over 26 starts, the most he's thrown in a single season since 2018 when he threw 2,443 while with the Dodgers...started the year off well, going 3-2 with a 3.60 ERA over his first six starts with the Giants posting a 3-3 record...struggled over his last six outings from Aug. 2-31, posting a 1-4 record with an 8.40 ERA while allowing a .348 opponents on-base percentage...reached the 1,000 inning milestone in his start at Washington on April 24...notched his 1000th career strikeout June 23 at Atlanta...his best outing of the year came on July 10 at San Diego, when he threw 7.0-scoreless innings and allowed just three hits and one walk with eight strikeouts in San Francisco's 12-0 victory over the Padres...landed on the 15-day injured list on Sept. 3 (retro to Sept. 1) with left shoulder impingement and was transferred to the 60-day IL on Oct. 3, missing the remaining of the season...continued physical therapy in San Francisco for the last month of the regular season.

2021—Went 10-4 with a 3.83 ERA in 26 starts in his first year as a Giant...San Francisco was 19-7 in his 26 starts...his 26 starts and 138.1 innings pitched were his most since he made 27 starts and worked 151.2 innings as a member of the Dodgers in 2018...reached the double-digit win threshold for the fourth time in his career and for the first time since 2017 when he recorded a career-best 16 victories with the Dodgers...tallied 152 strikeouts, the second-highest total of his career behind his 170 strikeouts in 2014, his second full Major League season...averaged 9.9 strikeouts per nine innings, which was the highest rate of his career over a full season...the Giants were 12-1 when he started following a Giants loss...the only game he started following a loss that the team did not come away with a victory in was Aug. 20 at Oakland after losing to the Mets two days prior in San Francisco...was 5-1 with a 1.93 ERA in his first seven starts of the season...he pitched at least 5.0 innings and allowed two or fewer runs in each of those seven starts, the longest such stretch of his career...ended the season on a high note, posting a 2.40 ERA over his final six outings from Aug. 15 through the end of the regular season around his time on the IL...the Giants went 5-1 in his final six starts of the campaign...in his last eight home starts, was 3-0 with a 2.84 ERA and .195 opponents batting average...the Giants were 8-0 in those starts and did not lose a Wood start at home after June 19 vs. Philadelphia...overall, he was 7-2 with a 3.58 ERA in 15 starts at home...opened the season on San Francisco's injured list after having a spinal ablation procedure on March 16 in Scottsdale by Dr. Allan Rowley to alleviate nerve issues

in his lower back...made his third career postseason start and first since 2017 with the Dodgers in Game 3 of the NLDS on Oct. 11 at Dodger Stadium...logged 4.2 innings and allowed just two hits and two walks in the Giants 1-0 victory.

2020—Won a World Series with the Dodgers...missed most of the year with left shoulder inflammation...was reinstated from the injured list on Sept. 1...went 0-1 with a 6.39 ERA over nine appearances, including two starts, for the Dodgers...opponents hit .304 off him with six extra base hits...recorded 15 strikeouts in 12.2 innings of work...was added to the NLCS and World Series roster after being left off the roster for the Wild Card and Divisional rounds...appeared in four postseason games overall, posting a 1.35 ERA as a reliever.

2019—Limited to seven starts, where he turned in a 1-3 record and 5.80 ERA with 30 strikeouts against nine walks after beginning the season on the 60-day injured list with back stiffness...notched quality starts in his two outings of six-or-more innings, including a start on Aug. 29 when he fanned a season-high eight batters over six frames at Miami...made rehab stints with Triple-A Louisville and Double-A Chattanooga and combined to toss 11.1 frames at a 3.18 clip with 11 strikeouts against a pair of walks.

2018—Went 9-7 and posted a 3.68 ERA in 33 games, 27 starts, in his fourth season with Los Angeles...in 16 games on the road, posted a 6-4 record with a 3.70 ERA and limited the opposition to a .233 average...following the All-Star break, went 3-2 as a starter with a 2.98 ERA and limited the opposition to a .231 average, while striking out 37 batters against 19 walks...posted a 6-0 winning streak as a starter from June 16 to July 28, going 6-0 with a 2.61 ERA in eight starts...during that span, he ranked second in the Majors in wins and eighth in the National League in ERA...appeared in nine games in the postseason, going 1-1 with a 5.40 ERA, striking out nine against four walks...won Game 3 of the World Series after an 18-inning game, the longest in World Series history, against the Boston Red Sox...was on the 10-day injured list from Aug. 4 to 14 with left adductor tendinitis.

2017—In 27 games, including 25 starts, he collected a career-high 16 wins and posted a career-low 2.72 ERA in his third season with the Dodgers...struck out 151 batters against 38 walks, while posting a 1.06 WHIP...started the season 11-0 (April 15-July 15), becoming just the 19th pitcher since 1913 to start a season 11-0 or better and the first since Stephen Strasburg in 2016 (13-0)...his 11-game winning streak was also the second longest streak in the big leagues on the season, trailing teammate Clayton Kershaw's 12-game streak...despite beginning the season in the bullpen, he ranked among big league starters (min. 125.0 IP) in wins (t-12th), ERA (6th), WHIP (1.09, 8th), opponents' OPS (.639, 9th), opponents' OBP (.281, 9th), home runs allowed per nine innings (0.92, 12th) and opponents' batting average (17th)...held hitters to a .217 average, including a .213 mark against right-handed hitters...limited the opposition to a .186 average with runners on-base and a .167 mark with runners in scoring position...made 14 consecutive starts without a loss from April 10-July 15, which was the longest by a Dodger since Rick Rhoden, who went 19 straight starts without a loss in 1976...during that stretch, he went 10-0 with a 1.66 ERA and limited hitters to a .183 average...according to Stats LLC., he allowed one or fewer runs while pitching at least six innings in six consecutive road starts (April 26-August 3), the longest such streak in a single season in Dodgers history since 1913...selected to his first All-Star game in his fifth big league season and also finished ninth in the NL Cy Young voting...named the NL Pitcher of the Month for the month of May after going 5-0 with a 1.27 ERA in five starts, ending the month with a run of 25.1 scoreless innings (had his scoreless streak come to an end at 27.1 innings on June 10)...it was his first-career monthly award...also claimed his first NL Player of the Week Award for the period ending May 15...had two stints on the injured list with a SC joint inflammation (May 29-June 10 and Aug. 22-Sept. 3)...appeared in three games (two starts) in the postseason, going 0-1 with a 2.92 ERA and limiting batters to a .122 average...had a no-hit bid through 5.2 innings against the Astros in Game 4 of the World Series, which marked the longest no-hit bid in World Series history by a Dodger pitcher.

2016—Went 1-4 with a 3.73 ERA in 14 games (10 starts) with Los Angeles in an injury-shortened season...missed 98 games after being placed on the injured list from May 31-Sept. 19 with left elbow impingement that led to arthroscopic surgery on July 20...allowed just two base-runners

to reach base (one hit and one walk) after returning from the injured list in 4.0 scoreless innings of relief...held batters to a .245 average, including a .235 mark against right-handed hitters...struck out 66 batters against 20 walks in 60.1 innings...pitched well at Dodger Stadium, going 1-0 with a 1.32 ERA and limited batters to a .183 average in five games, while struggling on the road going 0-4 with a 5.73 ERA...made one postseason appearance, allowing just two hits in 2.0 scoreless innings of relief in Game 4 of the NLCS vs. the Cubs.

2015—Combined to win 12 games, going 12-12 with a 3.84 ERA in 32 combined starts with the Dodgers and Braves...set career highs in starts (32) and innings (189.2)...acquired by the Dodgers on July 30 along with right-handed reliever Jim Johnson, left-handed reliever Luis Avilan, minor league infielder Jose Peraza and right-handed pitcher Bronson Arroyo from Atlanta in exchange for infielder Hector Olivera, left-handed reliever Paco Rodriguez and minor league right-handed pitcher Zack Bird...limited lefties to a .223 batting average, a .243 on-base percentage and a .274 slugging percentage...had the best start of his career on Sept. 16 against the Rockies, allowing only one hit and needing only 78 pitches to breeze through 8.0 scoreless innings, which tied a career high for the fifth time...made one postseason appearance, allowing four runs on four hits in 2.0 innings of relief in Game 3 of the NLDS vs. the Mets.

2014—Went 11-11 in 35 games (24 starts) for the Braves, posting a 2.78 ERA and limiting batters to a .239 average...as a starter he went 8-10 with a 2.59 ERA and struck out 151 batters in 156.1 innings...tossed his first career complete game on April 17 at Philadelphia, but suffered the loss in a 1-0 Braves' defeat...made two starts for Triple-A Gwinnett after being optioned in mid-June, posting a 1.08 ERA.

2013—Started the season in the minors and went 5-2 with a 1.31 ERA and a .196 opponents average in 11 starts with Double-A Mississippi and Triple-A Gwinnett...had his contract selected and made his Major League debut on May 30, allowing just one hit in 1.0 scoreless inning of relief against Toronto...made his first ML start on June 18 against the New York Mets, allowing one run on two hits in 3.0 innings and taking the loss in the Braves' 4-3 defeat...went 3-3 with a 3.13 ERA in 31 games (11 starts) with the Braves in his first big league action...made his postseason debut on Oct. 3 in Game 1 of the NLDS against the Dodgers, tossing a perfect seventh inning...allowed four unearned runs over 2.1 innings in Game 3...posted a 32.0 scoreless innings streak from April 12-May 14, which is the longest scoreless streak in Mississippi Braves history...named an MiLB.com Organizational All-Star.

2012—Went 4-3 in 13 starts in his first season as a professional for Single-A Rome, posting a 2.22 ERA and striking out 52 batters against 14 walks in 52.2 innings...led Rome starters in ERA and led all Rome pitchers with a 1.06 WHIP.

PERSONAL/MISCELLANEOUS

Robert Alexander Wood was originally signed by Braves scout Brian Bridges...is married, Suzanna...they have a son, Asa...had "Tommy John" surgery following his senior year at Ardrey Kell HS in Charlotte, NC...attended the University of Georgia where he was a second team All-SEC selection in 2012 after going 7-3 with a 2.73 ERA in 16 games, 15 starts.

LIFETIME PITCHING RECORD

Year	Club	W	L	ERA	G	GS	CG	SHO	SV	IP	H	R	ER	HR	HB	BB	IBB	SO	WP	BK
2012	Rome	4	3	2.22	13	13	0	0	0	52.2	39	18	13	1	2	14	0	52	1	0
2013	Mississippi	4	2	1.26	10	10	0	0	0	57.0	41	10	8	1	1	15	0	57	1	0
	ATLANTA	3	3	3.13	31	11	0	0	0	77.2	76	29	27	3	1	27	1	77	4	2
	Gwinnett	1	0	1.80	1	1	0	0	0	5.0	3	1	1	0	2	2	0	5	3	0
2014	ATLANTA	11	11	2.78	35	24	1	0	0	171.2	151	58	53	16	6	45	1	170	5	0
	Gwinnett	0	0	1.04	2	2	0	0	0	8.2	7	1	1	0	0	4	0	8	1	0
2015	ATLANTA	7	6	3.54	20	20	0	0	0	119.1	132	50	47	8	2	36	2	90	5	0
	LOS ANGELES (NL)	5	6	4.35	12	12	0	0	0	70.1	66	36	34	7	2	23	2	49	1	1
2016	LOS ANGELES (NL)	1	4	3.73	14	10	0	0	0	60.1	56	30	25	5	3	20	0	66	4	0
2017	LOS ANGELES (NL)	16	3	2.72	27	25	0	0	0	152.1	123	50	46	15	6	38	6	151	2	0
2018	LOS ANGELES (NL)	9	7	3.68	33	27	0	0	0	151.2	143	70	62	14	8	40	5	135	2	1
2019	Louisville	0	1	5.06	3	3	0	0	0	5.1	8	4	3	0	0	2	0	7	0	0
	Chattanooga	1	0	1.50	1	1	0	0	0	6.0	4	1	1	0	1	0	0	4	0	0
	CINCINNATI	1	3	5.80	7	7	0	0	0	35.2	41	25	23	11	1	9	0	30	0	0
2020	LOS ANGELES (AL)	0	1	6.39	9	2	0	0	0	12.2	17	11	9	2	3	6	1	15	1	0
2021	SAN FRANCISCO	10	4	3.83	26	26	0	0	0	138.2	125	63	59	14	16	39	1	152	7	0
2022	SAN FRANCISCO	8	12	5.10	26	26	0	0	0	130.2	132	78	74	17	12	30	1	131	4	0
2023	SAN FRANCISCO	5	5	4.33	29	12	0	0	0	97.2	98	52	47	9	8	42	0	74	3	2
	Sacramento	0	1	2.70	2	2	0	0	0	6.2	9	3	2	0	0	1	0	2	0	0
Major League Totals		76	65	3.74	269	202	1	0	0	1218.2	1160	552	506	121	68	355	20	1140	38	6
Minor League Totals		10	7	1.85	32	32	0	0	0	141.1	111	38	29	2	6	38	0	135	6	0

CAREER TRANSACTIONS

2012 — Selected by the Atlanta Braves organization in the 2nd round of the First-Year Player Draft. **2015** — Traded to the Los Angeles Dodgers as part of a three-team, 13-player trade in which the Braves also sent pitchers Bronson Arroyo, Luis Avilán and Jim Johnson and infielder Jose Peraza to the Dodgers; the Dodgers sent pitchers Zach Bird and Paco Rodriguez and infielder Héctor Olivera to Atlanta and pitchers Victor Araujo, Kevin Guzman and Jeff Brigham to the Miami Marlins; the Marlins sent pitcher Mat Latos and outfielder Michael Morse to the Dodgers and 2016 Competitive Balance Round A Pick to the Braves, July 30. **2016** — On the disabled list, May 31 to September 19. **2017** — On the disabled list, May 27 to June 9. On the disabled list, August 22 to September 2. **2018** — On the disabled list, August 4 to 13. Traded to the Cincinnati Reds with pitcher Kyle Farmer, outfielders Matt Kemp and Yasiel Puig and cash considerations for pitcher Homer Bailey and Josiah Gray and infielder Jeter Downs, December 21. **2019** — On the injured list, March 25 to July 27; included rehabilitation assignments to Louisville, July 6 to 21, and Chattanooga, July 22 to 27. Elected free agency, October 31. **2020** — Signed by the Los Angeles Dodgers, January 15. On the injured list, July 26 to August 31. Elected free agency, October 28. **2021** — Signed by the San Francisco Giants, January 14. On the injured list, March 29 to April 17. On the Covid list, August 30 to September 17. Elected free agency, November 3; re-signed by the Giants, December 1. **2022** — On the injured list, September 1 through November 9. **2023** — On the injured list, April 19 to May 11; included rehabilitation assignment to Sacramento, May 7 to 11. On the injured list, June 1 to 16; included rehabilitation assignment to Sacramento, June 11 to 16. Elected free agency, November 2. **2024** — Signed by the Oakland Athletics, February 2.

DIVISION SERIES RECORD

Year	Club/Opp.	W	L	ERA	G	GS	CG	SHO	SV	IP	H	R	ER	HR	HB	BB	IBB	SO	WP	BK
2013	ATL vs. LAD	0	0	0.00	2	0	0	0	0	3.1	3	4	0	1	0	0	0	3	1	0
2015	LAD vs. NYM	0	0	18.00	1	0	0	0	0	2.0	4	4	4	1	0	2	1	2	0	0
2018	LAD vs. ATL	0	1	9.00	2	0	0	0	0	1.0	3	1	1	1	0	0	0	1	0	0
2021	SF vs. LAD	0	0	0.00	1	1	0	0	0	4.2	2	0	0	0	0	2	0	4	0	0
Totals		0	1	4.09	6	1	0	0	0	11.0	12	9	5	3	0	4	1	10	1	0

LEAGUE CHAMPIONSHIP SERIES RECORD

Year	Club/Opp.	W	L	ERA	G	GS	CG	SHO	SV	IP	H	R	ER	HR	HB	BB	IBB	SO	WP	BK
2016	LAD vs. CHC	0	0	0.00	1	0	0	0	0	2.0	2	0	0	0	1	0	0	1	0	0
2017	LAD vs. CHC	0	1	5.79	1	1	0	0	0	4.2	4	3	3	3	0	0	0	7	0	0
2018	LAD vs. MIL	0	0	2.70	4	0	0	0	0	3.1	2	1	1	1	1	3	2	6	0	0
2020	LAD vs. ATL	0	0	3.38	2	0	0	0	0	2.2	3	1	1	0	1	2	1	3	0	0
Totals		0	1	3.55	8	1	0	0	0	12.2	11	5	5	4	3	5	3	17	0	0

WORLD SERIES RECORD

Year	Club/Opp.	W	L	ERA	G	GS	CG	SHO	SV	IP	H	R	ER	HR	HB	BB	IBB	SO	WP	BK
2017	LAD vs. HOU	0	0	1.17	2	1	0	0	0	7.2	1	1	1	1	0	2	0	6	0	0
2018	LAD vs. BOS	1	0	7.71	3	0	0	0	0	2.1	3	2	2	1	0	1	0	2	0	0
2020	LAD vs. TB	0	0	0.00	2	0	0	0	0	4.0	2	0	0	0	0	1	1	5	0	0
Career		1	0	1.93	7	1	0	0	0	14.0	6	3	3	2	0	4	1	13	0	0

ALL-STAR GAME RECORD

Year	Club/Site	W	L	ERA	G	GS	CG	SHO	SV	IP	H	R	ER	HR	HB	BB	IBB	SO	WP	BK
2017	NL (Miami)	0	0	9.00	1	0	0	0	0	1.0	2	1	1	0	0	0	0	0	0	0

WOOD'S CAREER BESTS

Low Hit Complete Game: 8, April 17, 2014 at Philadelphia

Innings Pitched: 8.0 (seven times), last: March 30, 2018 vs. San Francisco

Strikeouts: 13, May 21, 2016 at San Diego

Pitches: 124, August 10, 2014 vs. Washington

Longest Winning Streak: 11, April 15 to July 15, 2017

Longest Losing Streak: 4 (three times), last: August 13, 2019 to July 25, 2020

Longest Scoreless Streak: 27.1, May 2-June 10, 2017

ROSTER

MANAGER: 7 Mark Kotsay. **COACHES:** 18 Mike Aldrete (Hitting), 51 Darren Bush (Bench, Director of Hitting), 41 Chris Cron (Hitting), 8 Bobby Crosby (First Base), 14 Scott Emerson (Pitching), 88 Ramon Hernández (Coach/Interpreter), 71 Dan Hubbs (Bullpen), 59 Marcus Jensen (Quality Control), 3 Eric Martins (Third Base), **DIRECTOR OF SPORTS MEDICINE AND REHABILITATION:** Brian Schulman. **HEAD ATHLETIC TRAINER:** Jeff Collins. **ASSISTANT ATHLETIC TRAINERS:** Elliot Diehl, Brad LaRosa. **SPORT PERFORMANCE COACHES:** Josh Cuffe, JD Howell. **MESSAGE THERAPIST:** Ozzie Lyles. **DIRECTOR OF CLUBHOUSE & EQUIPMENT OPERATIONS:** Matt Weiss. **TRAVELING SECRETARY:** Mickey Morabito. **VIDEO COORDINATOR:** Adam Khoden. **BULLPEN CATCHERS:** 90 Wilkin Castillo, 91 Dustin Hughes

NO.	PITCHERS (24)	B	T	HT	WT	BORN	BIRTHPLACE	RESIDENCE	2023 CLUBS	W	L	ERA	G	GS	CG	SHO	SV	IP	H	R	ER	BB	SO	ML SERVICE	
78	Brady Basso	R	L	6-2	210	10-8-97	Pearland, TX	Pearland, TX	Lansing (A+)	2	4	2.64	15	12	0	0	0	44.1	34	13	13	11	45	None	
									Midland (AA)	2	0	1.89	5	5	1	0	0	19.0	13	5	4	4	19		
45	Oswaldo Bido	R	R	6-3	206	10-18-95	Puerto Plata, DR	Puerto Plata, DR	Indianapolis (AAA)	3	4	4.16	19	10	0	0	3	62.2	52	31	29	29	65	79 days	
									PITTSBURGH	2	5	5.86	16	9	0	0	0	50.2	55	35	33	21	48		
58	Paul Blackburn	R	R	6-1	195	12-4-93	Antioch, CA	Chandler, AZ	Stockton (A)	0	0	10.8	1	1	0	0	0	1.2	7	3	2	1	0	4 years, 18 days	
									Las Vegas (AAA)	0	0	7.16	5	5	0	0	0	16.1	26	15	13	5	10		
									OAKLAND	4	7	4.43	21	20	0	0	0	103.2	117	54	51	43	104		
35	Joe Boyle	R	R	6-6	232	8-14-99	Philadelphia, PA	Cleveland, OH	Chattanooga (AA)	6	5	4.50	19	19	0	0	0	84.0	63	48	42	75	122	15 days	
									Midland (AA)	2	1	2.08	3	3	0	0	0	17.1	12	4	4	7	28		
									Las Vegas (AAA)	0	2	2.25	3	3	0	0	0	16.0	8	6	4	11	18		
									OAKLAND	2	0	1.69	3	3	0	0	0	16.0	8	4	3	5	15		
70	Lucas Erceg	L	R	6-2	214	5-1-95	San Jose, CA	Phoenix, AZ	Nashville (AAA)	3	1	6.46	13	0	0	0	0	15.1	14	15	11	10	16	136 days	
									OAKLAND	4	4	4.75	50	0	0	0	0	55.0	51	33	29	36	68		
68	Joey Estes	R	R	6-2	195	10-8-01	Lancaster, CA	Las Vegas, NV	Midland (AA)	6	6	3.28	20	17	0	0	0	104.1	84	43	38	31	100	12 days	
									Las Vegas (AAA)	3	0	5.23	7	6	0	0	0	32.2	32	19	19	12	31		
									OAKLAND	0	1	7.20	2	2	0	0	0	10.0	12	9	8	2	7		
53	Angel Felipe	R	R	6-7	272	8-30-97	Villa Mella, DR	Bani, DR	El Paso (AAA)	0	2	6.20	25	0	0	0	0	1	24.2	26	17	17	18	39	87 days
									Las Vegas (AAA)	2	0	1.80	5	0	0	0	0	5.0	2	1	1	1	7		
									OAKLAND	1	1	4.20	14	0	0	0	0	15.0	6	7	7	13	19		
17	Trevor Gott	R	R	5-10	182	8-26-92	Lexington, KY	Lexington, KY	Tacoma (AAA)	0	0	0.00	2	0	0	0	0	2.2	2	0	0	1	2	5 years, 57 days	
									SEATTLE	0	3	4.03	34	0	0	0	0	29.0	33	19	13	8	32		
									NEW YORK-NL	0	2	4.34	30	0	0	0	1	29.0	30	15	14	11	30		
63	Hogan Harris	R	L	6-2	208	12-26-96	Lafayette, LA	Houston, TX	Las Vegas (AAA)	1	4	6.47	15	14	0	0	0	57.0	60	44	41	38	55	70 days	
									OAKLAND	3	6	7.14	14	6	0	0	0	63.0	67	51	50	28	56		
61	Zach Jackson	R	R	6-4	238	12-25-94	Berryhill, OK	Fayetteville, AR	Stockton (A)	0	0	9.00	2	0	0	0	0	2.0	2	2	2	0	4	2 years, 0 days	
									OAKLAND	2	1	2.50	19	0	0	0	0	1	18.0	18	7	5	10	23	
56	Dany Jiménez	R	R	6-1	182	12-23-93	San Cristobal, DR	Yaguaje, DR	Las Vegas (AAA)	1	0	10.38	9	1	0	0	0	1	8.2	7	10	7	14	2 years, 31 days	
									OAKLAND	0	2	3.47	25	1	0	0	0	1	23.1	11	9	14	21		
									Akron (AA)	0	0	0.00	2	0	0	0	0	2.0	1	0	0	0	0	3	
47	Michael Kelly	R	R	6-4	230	9-6-92	Boynton Beach, FL	Boynton Beach, FL	Columbus (AAA)	1	3	3.58	32	0	0	0	0	2	37.2	38	16	15	22	58	
									CLEVELAND	1	0	3.78	14	0	0	0	0	0	16.2	13	8	7	9	16	

NO	PITCHERS	B	T	HT	WT	BORN	BIRTHPLACE	RESIDENCE	2023 CLUBS	W	L	ERA	G	GS	CG	SHO	SV	IP	H	R	ER	BB	SO	ML SERVICE
55	Adrián Martínez	R	R	6-2	195	12-10-96	Mexicali, Mexico	Laveen, AZ	Las Vegas (AAA)	0	7	8.45	13	12	0	0	0	38.1	59	40	36	21	24	167 days
46	Luis Medina	R	R	6-1	175	5-3-99	Nagua, DR	Fort Lauderdale, FL	OAKLAND	0	2	4.75	22	1	0	0	0	55.0	59	31	29	19	47	146 days
19	Mason Miller	R	R	6-5	220	8-24-98	Pittsburgh, PA	Connelisville, PA	OAKLAND	3	10	5.42	23	17	0	0	0	109.2	109	73	12	16	23	146 days
39	Kyle Muller	R	L	6-7	250	10-7-97	Dallas, TX	Dallas, TX	OAKLAND	0	0	4.91	2	2	0	0	0	3.2	3	2	2	2	4	166 days
16	Sean Newcomb	L	L	6-5	230	6-12-93	Brockton, MA	Deedham, MA	Midland (AA)	0	0	4.91	1	1	0	0	0	3.2	2	2	2	0	0	8
81	Royber Salinas	R	R	6-3	205	4-10-01	Guarenas, Venezuela	Mirando, Venezuela	Las Vegas (AAA)	1	0	0.00	4	4	0	0	0	12.0	3	0	0	3	23	None
38	JP Sears	R	L	5-11	180	2-19-96	Sumter, SC	Mount Pleasant, SC	OAKLAND	0	3	3.78	10	6	0	0	0	33.1	24	15	14	16	38	1 year, 81 days
69	Mitch Spence	R	R	6-2	185	5-6-98	Kirkland, WA	Cary, NC	OAKLAND	1	5	7.26	13	13	0	0	0	62.0	79	58	30	51	149 days	
36	Ross Stripling	R	R	6-3	208	11-23-89	Blue Bell, PA	Granbury, TX	OAKLAND	2	3	7.60	21	13	0	0	0	77.0	112	65	65	39	56	4 years, 113 days
62	Freddy Tarnok	R	R	6-4	210	11-24-98	Brandon, FL	Brandon, FL	San Jose (A)	1	0	3.00	2	0	0	0	0	3.0	2	1	1	0	5	None
30	Ken Waldichuk	L	L	6-3	220	1-8-98	San Diego, CA	San Diego, CA	Sacramento (AAA)	1	1	3.16	18	2	0	0	0	31.1	24	12	11	20	40	7 years, 115 days
57	Alex Wood	R	L	6-4	220	1-12-91	Charlotte, NC	Atlanta, GA	OAKLAND	0	0	4.50	2	2	0	0	0	4.0	4	2	2	2	0	10
NO	CATCHERS (2)	B	T	HT	WT	BORN	BIRTHPLACE	RESIDENCE	2023 CLUBS	AVG.	G	AB	R	H	2B	3B	HR	RBI	BB	SO	SB	CS	ML SERVICE	
23	Shea Langeliers	R	R	6-0	205	11-18-97	Portland, OR	Grapevine, TX	OAKLAND	.205	135	448	52	92	19	4	22	63	34	143	3	2	1 year, 51 days	
21	Tyler Soderstrom	L	R	6-2	210	11-24-01	Turlock, CA	Turlock, CA	Las Vegas (AAA)	.252	77	306	49	77	17	2	21	62	25	88	2	0	80 days	
NO	INFELDERS (7)	B	T	HT	WT	BORN	BIRTHPLACE	RESIDENCE	2023 CLUBS	AVG.	G	AB	R	H	2B	3B	HR	RBI	BB	SO	SB	CS	ML SERVICE	
10	Nick Allen	R	R	5-8	175	10-8-98	San Diego, CA	Phoenix, AZ	OAKLAND	.333	33	135	33	45	14	1	3	18	20	16	13	1	1	1 year, 94 days
6	Aledmys Diaz	R	R	6-1	195	8-1-90	Santa Clara, Cuba	West Palm Beach, FL	OAKLAND	.221	106	303	29	67	4	2	4	20	17	52	5	1	0	7 years, 100 days
13	Jordan Diaz	R	R	5-9	225	8-13-00	Montería, Colombia	Montería, Colombia	OAKLAND	.229	109	315	25	72	20	1	4	24	17	66	1	0	146 days	
20	Zack Gelof	R	R	6-3	205	10-19-99	Lewes, DE	Coral Springs, FL	Las Vegas (AAA)	.308	38	156	18	48	13	0	6	31	10	30	0	1	80 days	
48	Darell Hernaiz	R	R	6-1	190	8-3-01	San Juan, PR	El Paso, TX	OAKLAND	.221	90	272	20	60	9	0	10	27	17	69	0	1	5	80 days
									OAKLAND	.304	69	263	60	80	21	1	12	44	41	86	20	5	2	80 days
									OAKLAND	.267	69	270	40	72	20	1	14	32	26	82	14	2	None	
									Midland (AA)	.338	71	278	43	94	20	3	5	43	26	48	7	3	None	
									Las Vegas (AAA)	.300	60	220	44	66	12	1	4	28	24	27	6	2	None	

NO	INFELDERS	B	T	HT	WT	BORN	BIRTHPLACE	RESIDENCE	2023 CLUBS	AVG.	G	AB	R	H	2B	3B	HR	RBI	BB	SO	SB	CS	ML SERVICE	
49	Ryan Noda	L	L	6-3	235	3-30-96	Waukegan, IL	Cincinnati, OH	Las Vegas (AAA) OAKLAND	.400	4	10	7	4	2	0	2	5	8	3	0	0	1 year, 0 days	
31	Abraham Toro	S	R	6-0	223	12-20-96	Longueuil, Que., Can.	Longueuil, Que., Can.	Nashville (AAA) MILWAUKEE	.291	96	357	63	93	22	1	16	54	77	170	3	1	3 years, 11 days	
NO	OUTFIELDERS (7)	B	T	HT	WT	BORN	BIRTHPLACE	RESIDENCE	2023 CLUBS	AVG.	G <th>AB</th> <th>R</th> <th>H</th> <th>2B</th> <th>3B</th> <th>HR</th> <th>RBI</th> <th>BB</th> <th>SO</th> <th>SB</th> <th>CS</th> <th>ML SERVICE</th>	AB	R	H	2B	3B	HR	RBI	BB	SO	SB	CS	ML SERVICE	
22	Miguel Andujar	R	R	6-0	210	3-2-95	San Cristóbal, DR	San Cristóbal, DR	Indianapolis (AAA) PITTSBURGH	.338	103	414	63	140	30	2	16	86	47	55	5	3	4 years, 53 days	
74	Lazaro Armenteros	R	R	6-1	195	5-22-99	La Habana, Cuba	Santo Domingo, DR	Lansing (AA) Midland (AA)	.277	10	47	12	13	1	1	6	10	7	21	7	5	None	
33	JJ Bleday	L	L	6-2	213	11-10-97	Danville, PA	Nashville, TN	Las Vegas (AAA) OAKLAND	.333	28	108	31	36	8	2	8	23	23	18	1	1	1 year, 55 days	
15	Seth Brown	L	L	6-1	225	7-13-92	Klamath Falls, OR	Redmond, OR	Stockton (A) Las Vegas (AAA)	.364	3	11	4	4	0	0	0	0	0	1	2	0	0	3 years, 104 days
2	Lawrence Butler	L	R	6-2	215	7-10-00	Burlington, NJ	Atlanta, GA	OAKLAND Midland (AA)	.222	112	343	76	19	1	14	52	30	101	3	1	0	52 days	
25	Brent Rooker	R	R	6-4	225	11-1-94	Germentown, TN	Germentown, TN	Las Vegas (AAA) OAKLAND	.285	67	284	53	81	17	2	10	47	30	60	13	2	2 years, 59 days	
1	Estevy Ruiz	R	R	6-0	200	2-15-99	Azua, DK	Azua, DR	Las Vegas (AAA) OAKLAND	.246	137	463	61	114	20	1	30	69	49	172	4	0	1 year, 29 days	
										.400	5	20	4	8	1	1	1	2	1	5	3	0	1 year, 29 days	
										.254	132	449	47	114	24	1	5	47	20	99	67	13		

OAKLAND A'S NON-ROSTER INVITEES TO SPRING TRAINING

NO	PITCHERS (14)	B	T	HT	WT	BORN	BIRTHPLACE	RESIDENCE	2023 CLUBS	W	L	ERA	G	GS	SHO	SV	IP	H	R	ER	BB	SO	ML SERVICE	
87	Danis Correa	R	R	5-11	155	8-26-99	Cartagena, Colombia	Cartagena, Colombia	Tennessee (AA) Chattanooga (AA)	1	1	3.44	18	0	0	0	8	18.1	11	9	7	9	26	None
85	Stevie Emanuels	R	R	6-5	225	1-30-99	Seattle, WA	Bellevue, WA	ACL A's (R) Midland (AA)	0	0	14.00	8	0	0	0	0	9.0	11	15	14	13	9	4
65	Tyler Ferguson	R	R	6-4	225	10-5-93	Fresno, CA	Sacramento, CA	Lansing (A+) Midland (AA)	0	0	5.40	3	0	0	0	0	3.1	3	2	2	4	8	None
67	Easton Lucas	L	L	6-3	200	9-23-96	Thousand Oaks, CA	Tallahassee, FL	Reno (AAA) Bowie (AA)	2	0	2.38	6	0	0	0	1	11.1	8	5	3	5	16	None
93	Gerison Moreno	R	R	6-0	218	9-10-95	Yamasa, D.R.	Yamasa, D.R.	Norfolk (AAA) Las Vegas (AAA)	1	0	1.59	11	0	0	0	0	17.0	9	3	4	24	26 days	
64	Vinny Nittoli	R	R	6-1	210	11-11-90	Tempe, AZ	Gilbert, AZ	OAKLAND lowa (AAA)	0	0	5.63	15	0	0	0	0	16.0	28	11	10	4	13	None
37	Jack O'Loughlin	L	L	6-5	210	3-14-00	Adelaide, Australia	Adelaide, Australia	Rochester (AAA) lowa (AAA)	7	5	3.14	59	0	0	0	0	71.2	43	29	50	91	None	
										1	1	3.48	16	0	0	0	0.0	20.2	18	12	8	7	22	11 days
										0	1	5.73	19	2	0	0	1.0	22.0	22	15	14	13	25	None
										3	3	2.17	9	0	0	0	0.0	3.2	4	1	1	0	3	None
										3	7	4.78	18	16	0	0	0.0	86.2	93	48	46	37	79	None

NO	PITCHERS	B	T	HT	WT	BORN	BIRTHPLACE	RESIDENCE	2023 CLUBS	W	L	ERA	G	GS	CG	SHO	SV	IP	H	R	ER	BB	SO	ML SERVICE	
89	Michel Oñáñez	R	R	6-4	218	7-3-97	Villa La Mata, D.R.	Villa La Mata, D.R.	Amarillo (AA)	4	2	5.45	28	0	0	0	1.0	33.0	30	21	20	21	55	None	
60	Francisco Pérez	S	L	6-2	227	7-20-97	Loma de Cabrera, D.R.	Santo Domingo Este, DR	Reno (AAA)	1	0	11.25	4	0	0	0	0	4.0	2	5	5	7	6	106 days	
		L	L	6-2	227	7-20-97	Loma de Cabrera, D.R.	Santo Domingo Este, DR	Midland (AA)	1	0	2.45	5	0	0	0	0	7.1	6	2	2	1	12	106 days	
		L	L	6-2	227	7-20-97	Loma de Cabrera, D.R.	Santo Domingo Este, DR	Las Vegas (AAA)	4	1	4.86	25	0	0	0	1	33.1	28	19	18	19	41		
84	Jack Perkins	R	R	6-1	220	12-26-99	Kokomo, IN	Westfield, IN	OAKLAND	1	2	5.94	17	1	0	0	0	16.2	17	12	11	8	14		
		R	R	6-1	220	12-26-99	Kokomo, IN	Westfield, IN	Lansing (A+)	3	3	2.52	10	0	0	0	0	53.2	34	15	18	49	None		
		R	R	6-1	220	12-26-99	Kokomo, IN	Westfield, IN	Midland (AA)	1	0	5.67	12	11	0	0	0	54.0	70	39	34	29	44		
92	Gerardo Reyes	R	R	5-11	195	5-13-93	Ciudad, Victoria, Mexico	Ciudad, Victoria, Mexico	Salt Lake (AAA)	3	5	5.58	36	0	0	0	1	40.1	39	29	25	24	56	27 days	
		R	R	5-11	195	5-13-93	Ciudad, Victoria, Mexico	Ciudad, Victoria, Mexico	LOS ANGELES-AL	0	7	7.45	8	0	0	0	0	9.2	11	9	8	6	10		
		R	R	5-11	195	5-13-93	Ciudad, Victoria, Mexico	Ciudad, Victoria, Mexico	Mississippi (AA)	9	7	3.39	23	22	0	0	0	119.1	109	53	45	32	119		
80	Domingo Robles	L	L	6-2	170	4-29-98	Imbert, D.R.	Imbert, D.R.	Gwinnett (AAA)	0	2	10.24	3	2	0	0	0	9.2	17	11	11	6	12		
		R	R	6-1	200	4-16-99	New Castle, DE	New Castle, DE	Las Vegas (AAA)	8	2	5.34	48	0	0	0	2	57.1	49	40	34	52	54	None	
		R	R	6-0	190	2-29-96	Kurobe, Japan	Kurobe, Japan	Midland (AA)	2	0	3.02	29	0	0	0	2	44.2	44	19	15	26	53	None	
76	Shohei Tomioka	R	R	6-0	190	2-29-96	Kurobe, Japan	Kurobe, Japan	Las Vegas (AAA)	0	1	7.59	8	0	0	0	0	10.2	12	10	9	9	8		
		R	R	6-0	190	2-29-96	Kurobe, Japan	Kurobe, Japan	2023 CLUBS	AVG.	G	AB	R	H	2B	3B	HR	RBI	BB	SO	SB	CS	ML SERVICE		
		R	R	6-0	190	2-29-96	Kurobe, Japan	Kurobe, Japan	Las Vegas (AAA)	.270	97	344	58	93	17	1	17	57	38	125	3	0	None		
52	Kyle McCann	L	R	6-2	230	12-2-97	Suwanee, GA	Suwanee, GA	Las Vegas (AAA)	.270	97	344	58	93	17	1	17	57	38	125	3	0	None		
		R	R	6-0	210	10-27-90	Valencia, Venezuela	Orlando, FL	OAKLAND	.226	68	168	17	38	4	0	6	20	13	40	0	0	3 years,167 days		
		R	R	6-0	255	6-14-97	Maracalbo, Venezuela	Maracalbo, Venezuela	Las Vegas (AAA)	.306	92	369	48	113	26	0	18	81	18	40	2	0	52 days		
32	Yohel Pozo	R	R	6-0	255	6-14-97	Maracalbo, Venezuela	Maracalbo, Venezuela	Lansing (A+)	.303	99	366	47	111	18	5	7	54	39	88	8	0	None		
		R	R	6-4	218	5-14-01	Roseville, CA	Scottsdale, AZ	Midland (AA)	.280	13	50	2	14	1	0	1	8	2	14	1	0			
		R	R	6-4	218	5-14-01	Roseville, CA	Scottsdale, AZ	2023 CLUBS	AVG.	G	AB	R	H	2B	3B	HR	RBI	BB	SO	SB	CS	ML SERVICE		
50	Armando Alvarez	R	R	6-0	192	7-14-94	Miami, FL	Miami, FL	ACL Giants Orange (R)	.357	8	28	4	10	3	0	0	2	2	2	2	4	1	0	None
		R	R	6-0	192	7-14-94	Miami, FL	Miami, FL	Sacramento (AAA)	.308	74	260	51	80	15	1	18	56	32	47	8	1	0	None	
		R	R	6-0	205	1-25-00	Rapid City, SD	Rapid City, SD	ACL AS (R)	.250	4	12	4	3	1	0	0	2	1	4	3	0	0	None	
77	Brett Harris	R	R	6-3	210	6-24-98	Arlington Heights, IL	Olympia, WA	Midland (AA)	.262	68	271	49	71	17	3	8	38	36	68	35	3	0	None	
		R	R	6-3	210	6-24-98	Arlington Heights, IL	Olympia, WA	Midland (AA)	.283	69	258	44	73	16	3	5	48	40	42	6	1	0	None	
		R	R	6-3	210	6-24-98	Arlington Heights, IL	Olympia, WA	Las Vegas (AAA)	.271	36	129	19	35	7	0	4	14	10	27	4	0	0	None	
75	Drew Lugbauer	L	R	6-4	230	8-23-96	Pleasant Valley, NY	Pleasant Valley, NY	FCL Braves (R)	.125	2	8	0	1	0	0	0	0	1	4	0	0	0	0	None
		R	R	6-1	180	8-25-02	Camarillo, CA	Camarillo, CA	Mississippi (AA)	.279	69	233	40	65	13	2	22	58	37	94	2	0	0	None	
		R	R	6-1	180	8-25-02	Camarillo, CA	Camarillo, CA	Gwinnett (AAA)	.225	25	89	5	20	2	0	3	15	6	44	0	0	0	None	
72	Max Muncy	R	R	6-3	190	3-30-02	Los Angeles, CA	Gilbert, AZ	Lansing (A+)	.255	72	275	36	70	18	0	6	31	31	92	9	3	0	None	
		R	R	6-3	190	3-30-02	Los Angeles, CA	Gilbert, AZ	Midland (AA)	.302	51	202	40	61	17	0	4	31	21	54	4	0	0	None	
		R	R	6-3	190	3-30-02	Los Angeles, CA	Gilbert, AZ	ACL AS (R)	.455	3	11	4	5	2	0	0	0	1	0	1	0	0	0	None
83	Jacob Wilson	R	R	6-3	190	3-30-02	Los Angeles, CA	Gilbert, AZ	Lansing (A+)	.318	23	88	13	28	9	0	1	8	6	10	4	1	0	0	None
		R	R	6-3	190	3-30-02	Los Angeles, CA	Gilbert, AZ	2023 CLUBS	AVG.	G	AB	R	H	2B	3B	HR	RBI	BB	SO	SB	CS	ML SERVICE		
		R	R	6-3	190	3-30-02	Los Angeles, CA	Gilbert, AZ	Norfolk (AAA)	.268	110	385	62	103	23	0	16	67	43	95	23	6	1 year, 32 days		
28	Daz Cameron	L	R	6-2	185	1-15-97	McDonough, GA	McDonough, GA	Norfolk (AAA)	.268	110	385	62	103	23	0	16	67	43	95	23	6	1 year, 32 days		
		L	R	6-0	170	4-7-96	Seoul, South Korea	Seoul, South Korea	Gwinnett (AAA)	.262	101	317	49	83	15	2	6	42	60	86	16	2	139 days		
		L	L	6-1	195	10-22-99	Santo Domingo Centro, D.R.	Santo Domingo Este, D.R.	Someset (AA)	.218	106	344	50	75	17	0	10	47	18	127	11	5	None		
82	Max Schuemann	R	R	6-1	194	6-11-97	Kalamazoo, MI	Portage, MI	Midland (AA)	.269	13	52	9	14	2	2	1	8	11	19	3	0	None		
		R	R	6-1	194	6-11-97	Kalamazoo, MI	Portage, MI	Las Vegas (AAA)	.277	103	350	88	97	18	4	9	43	62	87	20	9	0	None	

2024 OAKLAND A'S MEDIA GUIDE PREVIEW



SEASON IN REVIEW

SEASON IN REVIEW

2023 RECAP: The A's finished the season with a record of 50-112 (.309)...set an Oakland record for most losses in a season, breaking the previous mark of 108 set in 1979...it was the second highest loss total in Athletics history to the 1916 Philadelphia A's team that finished 36-117 (.235)...tied for the 10th most losses in Major League history and had the most since the 2019 Tigers finished 47-114 (.292)...finished with the lowest winning percentage in the majors for the second time in Oakland history (1997) and 13th time in Athletics history (does not include 1920 when the A's had the worst record among American League and National League teams)...tied for the 47th lowest winning percentage in ML history among teams with 100 or more games in a season...tied for the sixth lowest in the expansion era and had the lowest since the 2019 Tigers...lost 100 games for the third time in Oakland history (1979, 2022) and 18th time in Athletics history...have back-to-back 100-loss seasons for the fourth time (1915-16, 1919-21, 1964-65)...the A's 214 losses over the last two seasons are third most in Athletics history over a two-year stretch (226 from 1915-16, 215 from 1916-17) and the most by a ML team since the Orioles had 223 from 2018-19...have back-to-back losing seasons for the first time since 2015-17 when they had three straight...finished in last place in the AL West for the second consecutive season and were 40 games behind Houston and Texas...those were the second most games back in the West in Oakland history to 2022 when the A's finished 46 games back of Houston...were 39 games back of the the third Wild Card team (Blue Jays), which are the most games out of a playoff spot in Oakland history (previous: 38% in 1977)...spent two days tied for first in the AL West, one day in third, one day tied for third and four days in fourth, all over the first eight days of the season...were in last place for each of the final 174 days beginning April 7, which are the most days in last place in Oakland history (previous: 162 in 2009)...had a run differential of -339, which was the lowest in Oakland history (previous: -287 in 1979) and second lowest in Athletics history (-344 in 1915)...it was third lowest by an AL or NL team since 1901 and was the lowest since 1932 Red Sox were outscored by 349 runs...were swept 19 times, which were the most by an A's team since the 1960 Kansas City A's were also swept 19 times...swept just three series, which were third fewest in Oakland history (had two in 1979 and 2022)...defeated the Angels 2-1 on Opening Day and held a share of first place the first two days of the season...then lost five of their next six games to fall into fifth place on April 7 and spent the remainder of the season in last in the AL West...after winning the opener, lost 16 of their next 18 games through April 19 to fall to 3-16...had a 6-26 record through May 4 before winning at Kansas City on May 5 and 6...it was the A's first series win of the season and the first time they put together back-to-back victories...lost to the Royals on May 7 to start a 15-game road losing streak that ran through June 5...that matched the longest road losing streak in Oakland history (May 24-June 23, 1986)...lost 19 of 21 games overall from May 7-28, which included a season-high 11 game losing streak from May 17-28...that tied for the fourth longest losing streak in Oakland history...had a 10-45 (.182) record over the first 55 games through May 28, which was the worst record in the majors...then went 40-67 (.374) over the final 107 games, which was the fourth worst record...won back-to-back games from Atlanta on May 29 and 30 for their first home winning streak of the season...it snapped a nine home series losing streak, which was second longest in Oakland history...lost five straight from May 31-June 5 before compiling a season-high seven-game winning streak from June 6-13...it would be the A's only winning streak longer than three games and it was followed by an eight-game losing streak from June 14-22...went 13-13 over a 26-game stretch from June 6-July 5 before losing eight in a row from July 6-17...were 13-12 over a 25-game span from Aug. 16-Sept. 12, which was the A's only 25-game stretch where they were above .500...were officially eliminated from

ALL OR NOTHING

In 2023, the A's had their 18th season with 100 or more losses (3 in Oakland, 4 in Kansas City, 11 in Philadelphia), which is the most in Major League history. It was also the A's 36th last place finish (24 in the American League, 12 in the AL West), which breaks a tie with the Phillies for the most last place finishes in ML history. However, the A's have 10 seasons with 100 or more wins, a total which is surpassed only by the Yankees (21) and Dodgers (11), and nine World Championships, which trails only the Yankees (27) and Cardinals (11). More recently, over the last 12 seasons (2012-23) the A's have either made the playoffs (6 times) or finished last (5 times) in 11 of the 12 seasons.

the AL West on Aug. 20 in game 124, a 12-1 loss to Baltimore...it marked the earliest the A's were eliminated from the West, topping the previous mark of game 129 on Aug. 28, 2022...it was just the third time in Oakland history the A's were eliminated before Sept. 1 (game 135 on Aug. 30, 1979)...were eliminated from the playoffs in game 129 on Aug. 25...had their third losing streak of exactly eight games from Sept. 13-21 and had four losing streaks of eight or more games in 2023...finished the season by going 4-5 over the final nine games.

OFFENSE: The A's ranked last in the majors in batting average (.223), slugging percentage (.370), OPS (.669), runs scored (585) and extra base hits (417), had the second lowest on-base percentage (.298), third fewest doubles (225), sixth most strikeouts (1496), eighth fewest walks (498) and tied for the 10th fewest home runs (171)...finished last in batting and OPS for the second consecutive season...the batting average and on-base percentage were second lowest in Oakland history to the marks of .216 and .281 in 2022 and the OPS was sixth lowest...the strikeouts set an Athletics franchise record, breaking the mark of 1491 set in 2017...averaged 3.6 runs per game, which was fifth lowest in Oakland history...had the fewest doubles in a full season since 1992 (219)...rank second in the majors in sacrifice hits (28) and tied for sixth in hit batters (85)...the hit batters were fourth most in Oakland history and the sacrifice hits were the most since 2011 (34)...were shut out the most times in the majors (16), reached on an error the fewest times (18), had the fourth worst strikeout-to-walk ratio (3.0), the sixth most grounded into double plays (125), sixth fewest pitches per plate appearance (3.85) and tied for the seventh fewest sacrifice flies (36)...the shut outs tied for third most in Oakland history...scored two runs or fewer 74 times, which were the most by an American League team since the 1978 A's did it 79 times...were walked intentionally 12 times, which was second fewest in a full season in Oakland history to the 2022 club (7)...A's third basemen hit .192, which matches the lowest mark in the majors in the expansion era (2010 Diamondbacks).

PITCHING: The A's had the second highest ERA (5.48), opponents OPS (.807) and on-base percentage (.355) in the majors to the Rockies (5.67, .847, .361)...had the third highest slugging percentage (.453) and fourth highest batting average (.266)...the ERA rounded to three digits (5.484) is the highest in Oakland history (had a 5.480 ERA in 1997) and fourth highest in Athletics history...allowed 924 runs, which was second most in Oakland history to the 1997 team (946)...had the third highest opponents slugging percentage in Oakland history and fifth highest on-base percentage and OPS...led the majors in most walks (694), hit batters (100) and wild pitches (76), had the lowest strikeout-to-walk ratio (1.87), tied for third in fewest shutouts (5) and ranked fifth in most home runs (213) and fewest strikeouts (1300)...set an American League record for most hit batters in a season and an Oakland record for most walks and most home runs...the hit batters were fourth most in Major League history and second most since 1900 to the record of 110 by the 2022 Reds...the walks were the most in the majors since the Orioles had 696 in 2007 and the most by an A's team since 1955 (707)...the home runs were second most in Athletics history (220 in 1964), the strikeouts were second most (1332 in 2021) and the wild pitches were third most...A's pitchers tossed the most pitches in the majors (25,337) despite having the fourth fewest innings pitched (1419.2)...led the majors in most pitches per game (156.4) and per inning (17.8)...the innings pitched were the fewest in a 162-game season in Oakland history...set Athletics records for bases loaded walks (26) and wild pitches (7) and tied the record for grand slams (8) and hit batters (6)...matched the most bases loaded wild pitches in the majors over the last 65 years...posted a 7.02 ERA over the first 49 games through May 22 and a 4.82 ERA over the final 113 contests.

STARTING PITCHING: A's starting pitchers combined for a 20-72 record and a 5.74 ERA...the wins were the fewest by a team's starting pitchers in Major League history...the previous low was 21 by the 2022 Pirates...had a .217 winning percentage, which was second lowest by an American League or National League team since 1901...the 1962 Mets had the lowest with a mark of .190...in addition to having the fewest wins in the majors, A's starters also had the most losses, second highest ERA, opponents on-base percentage (.355) and OPS (.839), third highest slugging percentage (.483) and fourth highest batting average (.276)...had the most hit batters in Oakland history (52), the second highest ERA and opponents slugging percentage, third highest OPS and fifth highest on-base percentage...tossed 738.0 innings, which was second fewest in the majors and the fewest in Athletics history (previous: 824.1 in 2018)...used an opener and starting pitchers on a limit throughout the season...starters tossed one inning or fewer 13 times, three innings

or fewer 31 times and fewer than five innings 66 times...logged 7.1 innings or fewer in each game and now have a streak of 196 consecutive games of fewer than eight innings...the last A's starter to pitch 8.0 innings is Adam Oller on Aug. 27, 2022...were one of 11 teams without a complete game and now have a streak of 428 consecutive games without the starter going the distance, which is the longest in Athletics history and tied for fifth longest in Major League history...the last complete game by an A's pitcher was by Sean Manaea on June 2, 2021...had 70 no decisions, which was the most in Athletics history but fifth most in the majors in 2023...had a 20-35 record when pitching enough innings to qualify for the win.

THE BULLPEN: The A's bullpen compiled a 5.20 ERA, which was third highest in the majors...had the second highest opponents on-base percentage (.354), fifth highest OPS (.772) and slugging percentage (.418) and seventh highest batting average (.255)...had the second highest ERA in Oakland history, fifth highest OPS, seventh highest on-base percentage and eighth highest slugging percentage...set a Major League record for most walks by a bullpen (368) and Athletics records for most losses (40), innings pitched (681.2), runs (426), strikeouts (630), hit batters (48) and wild pitches (49)...set an Oakland record for most home runs (82)...converted 29-of-55 (52.7%) save opportunities...had the third fewest saves in the majors and the fourth lowest save percentage...the save percentage was third lowest in Oakland history (50.0 in 1979, 52.0 in 1980)...had the most losses in the majors, the second most innings pitched and tied for the eighth fewest wins (30)...allowed 111-of-281 (39.5%) inherited runners to score, which was second highest percentage in the majors and the highest in Oakland history...had the third most inherited runners in the majors in 2023...had the fourth highest on-base percentage against first batters faced in the majors (.347), the sixth highest batting average (.251) and eighth highest slugging percentage (.415)...had the fewest strikeouts (101) and third most walks (62)...the first batter walks were the most by an A's team since at least 1974.

ON THE BASES: The A's were successful in 149-of-180 (82.8%) stolen base attempts...ranked fifth in the majors in stolen base percentage and sixth in steals and attempts...the percentage was the highest in a full season in Athletics history, breaking the previous mark of 81.5% set in 2021...were successful in 89.7% of their attempts in the pandemic-shortened 2020 season...the stolen bases were 11th most in Oakland history and second most over the last 32 years...they were the most since the 2010 club had 156...had 33 steals of third, which was second most in the majors to the Reds (35)...A's opponents were 110-for-159 (69.2%) in stolen base attempts, which was the lowest success rate in the majors...the A's led the majors in caught stealing (49) and A's pitchers ranked fourth in pickoffs (17)...the caught stealings were the most by an A's team since 2004 when they also had 49.

DEFENSIVE DOINGS: The A's committed 102 errors, which tied for second most in the majors...it was the A's first season with 100 or more errors since 2017 when they had 121...had a .982 fielding percentage, which was second lowest...however, the errors led to just 59 unearned runs, which tied for 13th most in the majors...had the second fewest assists (1269) and turned the 10th fewest double plays (124)...the assists were third fewest in a full season in Major League history to the 2021 White Sox (1210) and 2023 White Sox (1249)...the double plays were seventh fewest in Oakland history...had 26 outfield assists, which tied for ninth most in the majors...A's catchers had 11 passed balls, which tied for fifth most.

PINCH HITTERS: A's pinch hitters batted .246 with six doubles, five home runs and 22 RBI...had 44 pinch hits, which were the most by an American League team since 1997 when the A's had 57...they were second most in Oakland history in the designated hitter era to the 1997 club...led the majors in pinch hits for the first time since 1927 when they had 50...ranked second in the majors in plate appearances (202), fourth in walks (18) and strikeouts (53), tied for fourth in extra base hits (11), fifth in batting, tied for fifth in home runs, tied for sixth in doubles and tied for seventh in RBI...had the most plate appearances by an A's team in the designated hitter era...the .246 batting average by pinch hitters was the best for any position on the A's in 2023...the A's have the most pinch plate appearances by an AL team dating back to 2011 (1755).

DESIGNATED HITTERS: A's designated hitters batted .229 with 25 home runs and 69 RBI...tied for the third fewest RBI in the majors, had the fourth most strikeouts (193), fifth lowest on-base percentage (.298), tied for the fifth fewest walks (50), had the eighth lowest OPS (.701) and ninth lowest batting average...Brent Rooker led the A's with 71 starts.

HOME AND AWAY: The A's went 26-55 (.321) at home compared to 24-57 (.296) on the road...had the lowest home winning percentage in the majors and the third lowest mark on the road...set an Oakland record for lowest home winning percentage, breaking the previous mark of .363 set in 2022...the winning percentage tied for fifth lowest in Athletics history but the 55 home losses matched the 1956 and 1964 Kansas City A's for the most in franchise history...had the second lowest road winning percentage in Oakland history to the 1979 club, which went 23-58 (.284)...the 57 road losses were second most in Oakland history and sixth most in Athletics history...hit .216 with a .653 OPS at home compared to .231 with a .684 OPS on the road...ranked last in the majors in batting, OPS and runs (270) at home and tied for the fourth fewest home runs (78)...had the fourth fewest runs on the road (315), the fifth lowest batting average and sixth lowest OPS...the home batting average was second lowest in Oakland history to the mark of .209 in 2022...had the most strikeouts (755), third fewest runs, third lowest OPS and fourth lowest on-base percentage (.294)...had the fourth lowest road batting average in Oakland history and fifth lowest on-base percentage (.303)...compiled a 4.92 ERA and .764 opponents OPS at home compared to a 6.10 ERA and .853 OPS on the road...had the highest road ERA and OPS in the majors...posted the fourth highest home ERA and seventh highest home OPS...the road ERA was the highest in Oakland history, third highest in Athletics history and the highest by an American League team since the Tigers had a mark of 6.55 in 1996...the road OPS was second highest in Athletics history...allowed 116 home runs on the road, which was the most in Athletics history but fourth most in the majors in 2023...had the third highest home ERA and OPS in Oakland history...won six home series, lost 18 and split two...won six road series, lost 19 and split one.

CLOSE CALLS: The A's were 20-27 (.426) in one-run games and 30-85 (.261) in games decided by two runs or more...tied for fifth in the majors in one-run losses, had the eighth lowest winning percentage, tied for the eighth most games (47) and tied for the ninth fewest wins...finished with a losing record in one-run games for the third consecutive season...were 13-13 (.500) in one-run games at home, 7-14 (.333) on the road...had seven walk-off wins, which tied for 10th in the majors...have 108 walk-off wins dating back to 2012, which are 10 more than any other team (Phillies, 98)...have 477 walk-off wins since moving to Oakland in 1968, which are the most in the majors over that span...had four walk-off losses in 2023, which tied for third fewest in the majors...posted a 6-8 (.429) record in extra inning games, including 3-1 (.750) on the road and 3-7 (.300) at home...tied for eighth in the majors in extra inning losses...are now 26-16 (.619) since the new extra inning rule was implemented in 2020, which is the second best record in the majors to the Mets (29-16, .644)...were 15-23 in games decided in the last at bat...had a 36-7 (.837) record when leading after seven innings, which was third lowest in the majors and fourth lowest in Oakland history...it was the lowest since the 1982 club went 53-11 (.828)...were 4-88 (.043) when trailing after seven innings, which was third lowest in the majors and in Oakland history.

A'S 2023 WALK-OFF WINS			
DATE	OPPONENT	RESULT	NOTE
April 4	Cleveland	4-3	Kemp single
April 30	Cincinnati	5-4	Ruiz single
May 12	Texas	9-7 (10)	Rooker home run
May 16	Arizona	9-8 (12)	Ruiz single
May 30	Atlanta	2-1	Error 3B, no RBI (Bride AB)
July 1	Chicago (AL)	7-6 (10)	Error 2B, no RBI (Bleday AB)
Aug. 21	Kansas City	6-4	Rooker home run

PLAYER NOTES: The A's employed 62 players, which was third most in the majors and second most in Athletics history to the record of 64 set in 2022...used 41 pitchers, which was the most in the majors and the most in Athletics history, breaking the previous mark of 34 set in 2018 and 2022...fell one short of the Major League record of 42 (2019 Mariners, 2021 Mets, 2021 Orioles, 2022 Cubs)...tied the ML record for most starting pitchers with 24...share the mark with the 1915 Philadelphia A's...had 36 different relievers, which was the most in the majors, the most in Athletics history and tied for fourth most in ML history...used 22 rookies, which was second most in Oakland history to the record of 34 set in 2022...14 of the rookies made their ML debut, which is third most in Oakland history...14 of the rookies were pitchers, which is second most in Oakland history to the mark of 18 set in 2022...over the last two years, the A's have used 104 different players...the breakdown includes 63 pitchers, 29 starting pitchers and 56 relievers.

THE INJURED LIST: The A's used the injured list 31 times, which matches the Oakland record set in 2022...however, the 2022 total included nine IL placements for Covid...the 31 IL placements were tied for ninth most in the majors...the players on the IL combined to miss 1,513 games, an average of 48.8 games per stint...the games missed were second most in Oakland history to the record of 1,810 in 2016...the fewest players on the IL at once was five from the start of the season through April 8...the most was 13 from July 19-24...the only other time in Oakland history the A's had 13 or more players on the IL at once was in 2016 when they peaked at 16 from Aug. 22-28...for the first time since 2017, the A's did not have a player spend the entire season on the IL...the most games missed were 144 by Drew Rucinski over two stints...the longest single stints on the IL were 118 by Rucinski and Zach Jackson...in addition to Rucinski, Ramón Laureano, Richard Lovelady, Manny Piña and Freddy Tarnok also had two stints on the IL...only Shea Langeliers, Brent Rooker, JP Sears and Ken Waldichuk spent the entire season on the active roster.

A'S INJURED LIST, 2023

PLAYER	INJURY	DATES	GAMES MISSED	A'S RECORD
Acevedo	Left back strain	April 11-26	15	3-12
Blackburn	Right middle fingernail avulsion	March 27-May 28	55	10-45
Bleday	Sprained left knee	August 14-September 25	38	15-23
Brown	Strained left oblique	April 9-May 21	40	8-32
Díaz, A	Strained left hamstring	April 30-May 13	13	4-9
Felipe	Strained right elbow	August 15-October 1	43	17-26
Jackson	Flexor tendon strain	May 17-October 15	118	40-78
Jiménez	Strained right shoulder	April 17-August 4	94	27-67
Kaprielian	Strained right shoulder	June 27-October 11	82	30-52
Laureano	Strained left groin	April 17-28	11	2-9
Laureano	Fractured right hand	June 22-July 24	26	9-17
Lovelady	Strained left elbow	June 16-July 1	14	4-10
Lovelady	Strained left forearm	July 11-October 3	70	25-45
Martínez	Strained right elbow	April 23-May 14	21	5-16
May	Issues related to anxiety	April 19-May 22	31	7-24
Medina	Blisters on right index finger	August 19-September 3	15	8-7
Miller	Tightness in right forearm	May 8-September 5	104	34-70
Newcomb	Strained left knee	September 16-November 5	15	4-11
Noda	Fractured mandible	July 19-August 20	27	8-19
Pérez	Fractured left thumb	July 2-August 14	34	10-24
Piña	Sprained left wrist	March 27-July 3	86	23-63
Piña	Left wrist contusion	July 11-30	15	5-10
Pruitt	Strained right forearm	August 17-October 1	41	16-25
Rios	Reynaud's Syndrome	June 29-October 3	80	29-51
Rucinski	Strained left hamstring	March 27-April 27	26	5-21
Rucinski	Stomach illness	May 17-October 15	118	40-78
Ruiz	Right shoulder subluxation	July 6-August 4	22	5-17
Smith, K	Strained back	June 16-August 3	39	11-28
Snead	Strained left shoulder	March 26-June 29	83	21-62
Tarnok	Strained right shoulder	March 27-July 7	90	25-65
Tarnok	Strained right calf	August 11-October 15	47	17-30

BEFORE AND AFTER THE ALL-STAR BREAK: The A's had a 25-67 (.272) record at the All-Star Break, which was the lowest winning percentage in the majors and second lowest in Athletics history (25-69, .266 in 1979)...it was the lowest winning percentage by any team before the break since 2003 when the Tigers were also 25-67...trailed first place Texas by 27½ games, which are the third most games back at the break in Oakland history (30½ in 1979, 28 in 2022)...then went 25-45 (.357) after the break, which was the third lowest percentage in the majors and in Oakland history...it marks the third consecutive season and seventh time in the last nine full seasons the A's had a losing record after the break...had a 6.05 ERA before the break, a 4.73 ERA after the break...the pre-break ERA was the highest in the majors and second highest in Athletics history (6.29 in 1936)...set an Athletics record for most home runs allowed before the break (130)...had an average run differential of -2.70 before the break and -1.30 after the break...batted .221 with 85 home runs in 92 games before the break .226 with 86 home runs in 70 games after the break...the pre-break batting average was the lowest in the majors and second lowest in Athletics his-

tory (.211 in 2022)...had the third lowest post-break average in the majors and fourth lowest in Athletics history.

MONTH-BY-MONTH: The A's finished with a losing record in all six full months for the second time in Oakland history (1979) and 21st time in Athletics history...have posted a losing record in each of the last eight months and 12 of the last 13...had the lowest winning percentage in the majors in April (5-23, .179) and May (6-23, .207), the fourth lowest in August (9-18, .333), fifth lowest in July (8-15, .348) and eighth lowest in June (10-16, .385) and September (11-16, .407)...went 5-23 in April to set a Major League record for most losses in April...the previous mark was set by the Orioles, who went 1-22 in 1988...the 23 losses are second most in any month in Oakland history (24 in June, 1979)...the .179 winning percentage is second lowest in a month with at least five games to June 1979 (5-24, .172)...compiled a 7.97 ERA, which was the second highest ERA by an American League or National League team in any month of 15 or more games since the earned run became an official stat (1912 in NL, 1913 in AL)...the highest was 8.20 by the Phillies in Sept. 1930...allowed 229 runs, which are the most in any month in Oakland history and the most by any team since the 1950 St. Louis Browns yielded 232 in June...set an Athletics record for hit batters in any month (24) and Oakland records for home runs allowed in any month (50) and wild pitches in April (18)...followed their 5-23 April with a 6-23 record in May...set an Athletics record for losses in May...the 23 losses tied for second most in any month in Oakland history (24 in June, 1979)...it is the 16th 20-loss month in Oakland history, the fourth in the last two years...it is the second time since 1954 the A's had back-to-back 20-loss months...the other time was in May and June of 2022 when they had 21 each month...the May winning percentage was second lowest in May in Athletics history (4-17, .190 in 1919) and fourth lowest in any month of 10 or more games in Oakland history...had a 5.54 ERA and finished with the highest ERA in the majors for the second consecutive month...surrendered 49 home runs, which are second most in any month in Oakland history to the 50 allowed this April...batted .208, which was the lowest mark in the majors and second lowest for any month in Athletics history (.207 in Aug. 1906)...went 10-16 in June...batted .220, which was third lowest in the majors and third lowest in June in Oakland history (.209 in 2022 and .216 in 1982)...compiled an 8-15 record in July and the .348 winning percentage was seventh lowest in July in Oakland history...hit .238, which was seventh lowest in the majors but the best by an A's team in any month since Sept. 2021 (.247)...posted a 9-18 record in August and the .333 winning percentage was third lowest in August in Oakland history...had a 5.18 ERA, which was fourth highest in August in Oakland history...struck out 227, which is an Athletics record for the month of August and seventh most in any month...hit 37 home runs, which are the A's most in a month since connecting for 37 in May of 2021...finished with an 11-16 record in September and the .407 winning percentage was the A's best in any month in 2023...also had their best single month ERA (4.42) and opponents OPS (.738) for 2023...however, walked 125 batters, which was the most in the majors...it was also the most in Oakland history in September and the most by an A's team in the month since 1949 (140)...the offense struck out 269 times, which was fourth most in a month in Oakland history.

THIS AND THAT: The A's had a 14-52 (.212) record in day games, 36-60 (.375) at night...according to Baseball-Reference, the A's winning percentage during day games was the lowest by American League team or National League team since 1901...the previous low was .231 by the 2003 Tigers...the A's had a winning record against three AL teams, all from the AL Central (4-2 vs. Kansas City, 4-3 vs. Chicago and Detroit)...posted their worst mark against Seattle (1-12)...went 14-38 (.269) against AL West teams, which was the worst mark in Athletics history against divisional foes (previous: 11-25, .306 in 1997)...it marked the eighth time in the last 10 years the A's finished with a .500 or worse record against the West...also posted their lowest winning percentage ever against the AL East (8-24, .250)...were 14-32 (.304) in interleague play, which was the worst mark in the majors and third lowest in Oakland history...finished with a losing record against the National League for the second consecutive season and ninth time in 27 seasons of interleague play...were 31-33 (.484) when scoring first and were the only team with a losing record in those games...the only other time in Oakland history the A's had a losing record when scoring first was in 1979 (32-33, .492)...had 70 games without a lead, which was the most in the majors and the most in Oakland history...had a 38-27 (.585) record when scoring four or more runs, a 12-85 (.124) mark when scoring three or fewer...were 4-23 (.148) on Sunday...had a 10-42 (.192) record in the final game of a series...the A's averaged 2:44 per game, which was 10th slowest in the majors...it was 17 minutes faster than 2022 and it was the fastest by an A's team since 2010 when they averaged 2:43.

BATTING AND PITCHING STATISTICS

+ = ROOKIE

PLAYER	AVG	G	AB	R	H	TB	2B	3B	HR	RBI	SH	SF	HP	BB	IBB	SO	SB	CS	OP	GI				
																				DP	E	OBP	SLG	OPS
Aguilar, J	.221	36	104	8	23	40	2	0	5	9	0	1	1	8	2	31	0	0	3	2	.281	.385	.666	
Allen, N	.221	106	303	29	67	87	4	2	4	20	6	2	1	17	0	52	5	1	8	9	.263	.287	.550	
Bleday, J	.195	82	256	35	50	91	11	0	10	27	0	3	2	42	0	72	5	1	3	3	.310	.355	.665	
Bride, J	.170	40	88	9	15	18	3	0	0	7	1	2	4	11	0	22	0	1	3	2	.286	.205	.491	
Brown, S	.222	112	343	33	76	139	19	1	14	52	1	2	2	30	1	101	3	1	6	0	.286	.405	.691	
+Butler, L	.211	42	123	10	26	42	4	0	4	10	0	1	1	4	0	35	0	0	5	0	.240	.341	.581	
+Capel, C	.260	32	73	6	19	24	5	0	0	3	0	0	1	12	0	25	5	3	1	1	.372	.329	.701	
Diaz, A	.229	109	315	25	72	106	20	1	4	24	1	4	7	17	2	66	1	0	14	5	.280	.337	.617	
+Diaz, J	.221	90	272	20	60	99	9	0	10	27	0	1	3	17	0	69	0	1	10	8	.273	.364	.637	
+Gelof, Z	.267	69	270	40	72	136	20	1	14	32	0	1	3	26	1	82	14	2	5	3	.337	.504	.841	
Kemp, T	.209	124	359	42	75	109	13	3	5	27	7	3	6	44	0	40	15	4	9	7	.303	.304	.607	
Langeliers, S	.205	135	448	52	92	185	19	4	22	63	1	2	5	34	2	143	3	2	10	10	.268	.413	.681	
Laureano, R	.213	64	225	24	48	82	10	3	6	21	0	0	4	17	0	73	8	0	5	5	.280	.364	.644	
+Noda, R	.229	128	406	63	93	165	22	1	16	54	0	2	10	77	1	170	3	1	4	7	.364	.406	.770	
Pérez, C	.226	68	168	17	38	60	4	0	6	20	1	3	4	13	0	40	0	0	4	2	.293	.357	.650	
Peterson, J	.221	93	281	30	62	91	7	2	6	28	1	3	3	36	1	77	11	1	6	5	.313	.324	.637	
Piña, M	.250	4	12	1	3	6	0	0	1	1	0	0	0	0	0	3	0	0	1	1	.250	.500	.750	
Rooker, B	.246	137	463	61	114	226	20	1	30	69	0	4	10	49	1	172	4	0	11	4	.329	.488	.817	
+Ruiz, E	.254	132	449	47	114	155	24	1	5	47	4	1	16	20	1	99	67	13	7	8	.309	.345	.654	
Smith, K	.185	49	135	15	25	44	4	0	5	11	5	0	1	5	0	51	1	0	3	2	.220	.326	.546	
+Soderstrom, T	.160	45	125	9	20	30	1	0	3	7	0	1	1	11	0	43	0	0	6	1	.304	.304	.472	
+Thomas, C	.238	19	42	1	10	16	3	0	1	2	0	0	0	4	0	17	0	0	1	0	.304	.381	.685	
Wade, T	.255	26	51	8	13	16	1	1	0	2	0	0	0	4	0	13	4	0	0	1	.309	.314	.623	
OAKLAND	.223	162	5311	585	1187	1967	225	21	171	563	28	36	85	498	12	1496	149	31	125	102	.298	.370	.668	
OPPONENTS	.266	162	5507	924	1464	2493	338	26	213	874	15	64	100	694	33	1300	110	49	102		.355	.453	.808	

PITCHER	W	L	ERA	G	GS	CG	GF	SHO	SV	IP	H	R	ER	HR	HB	BB	IBB	SO	WP	BK	AVG
Acevedo, D	0	0	10.61	9	0	0	1	0	0	9.1	16	11	11	2	1	2	1	7	1	0	.381
+Acton, G	0	0	12.71	6	0	0	3	0	0	5.2	9	8	8	3	1	5	2	5	1	0	.346
Blackburn, P	4	7	4.43	21	20	0	0	0	0	103.2	117	54	51	11	3	43	1	104	1	0	.286
+Boyle, J	2	0	1.69	3	3	0	0	0	0	16.0	8	4	3	1	0	5	0	15	0	0	.148
+Erceg, L	4	4	4.75	50	0	0	4	0	0	55.0	51	33	29	1	6	36	1	68	5	0	.245
+Estes, J	0	1	7.20	2	2	0	0	0	0	10.0	12	9	8	4	3	2	1	7	1	0	.286
Familia, J	0	1	6.39	14	0	0	3	0	2	12.2	13	12	9	2	1	13	0	9	0	0	.271
+Felipe, A	1	1	4.20	14	0	0	5	0	0	15.0	6	7	7	0	1	13	0	19	1	0	.120
+Fujinami, S	5	8	8.57	34	7	0	9	0	0	49.1	52	48	47	6	5	30	1	51	4	0	.269
Garcia, R	0	0	8.31	7	0	0	1	0	0	8.2	13	8	8	4	0	5	0	6	0	0	.342
+Harris, H	3	6	7.14	14	6	0	0	0	0	63.0	67	51	50	10	3	28	0	56	1	0	.269
Jackson, Z	2	1	2.50	19	0	0	6	0	1	18.0	18	7	5	1	0	10	0	23	5	0	.261
Jiménez, D	0	2	3.47	25	1	0	6	0	1	23.1	11	9	9	3	0	14	1	21	2	0	.143
Kaprielian, J	2	6	6.34	14	11	0	0	0	0	61.0	66	45	43	9	5	31	1	57	3	0	.274
Long, S	0	1	5.60	40	1	0	15	0	2	45.0	49	29	28	5	1	21	3	32	2	0	.282
Lovelady, R	0	3	4.63	27	0	0	3	0	0	23.1	15	13	12	3	3	10	0	24	0	0	.188
+Lucas, E	0	0	8.10	6	0	0	1	0	0	6.2	10	6	6	1	0	4	1	7	2	0	.323
Martínez, A	0	2	4.75	22	1	0	7	0	0	55.0	59	31	29	8	5	19	0	47	4	0	.278
May, T	4	4	3.28	49	0	0	35	0	21	46.2	35	21	17	4	3	29	5	40	2	0	.208
+Medina, L	3	10	5.42	23	17	0	0	0	0	109.2	109	73	66	14	8	57	2	106	11	2	.255
+Miller, M	0	3	3.78	10	6	0	0	0	0	33.1	24	15	14	2	3	16	0	38	3	0	.203
Moll, S	0	3	4.54	45	1	0	10	0	1	37.2	34	20	19	1	7	19	4	46	4	0	.239
+Muller, K	1	5	7.60	21	13	0	1	0	0	77.0	112	65	65	16	3	39	1	56	3	1	.346
Neal, Z	1	1	6.67	14	2	0	10	0	0	27.0	30	22	20	8	2	14	1	25	0	0	.280
Newcomb, S	1	1	3.00	7	2	0	1	0	0	15.0	8	5	5	1	2	9	0	17	1	0	.160
Oller, A	1	1	10.07	9	1	0	2	0	0	19.2	29	24	22	5	1	12	0	13	1	0	.341
Patton, S	0	0	5.11	12	0	0	5	0	0	12.1	13	7	7	3	0	6	1	7	0	0	.277
Pérez, C	0	0	10.80	2	0	0	2	0	0	1.2	4	2	2	1	0	2	0	0	0	0	.500
Pérez, F	1	2	5.94	17	1	0	8	0	0	16.2	17	12	11	0	1	8	1	14	1	0	.266
Peterson, J	0	0	9.00	2	0	0	2	0	0	2.0	3	2	2	1	0	3	0	1	0	0	.333
Pruitt, A	2	6	2.98	38	6	0	8	0	0	48.1	44	18	16	5	1	12	1	30	1	0	.243
Rios, Y	0	0	37.80	3	0	0	2	0	0	1.2	3	2	7	1	0	6	0	2	2	0	.375
Rucinski, D	0	4	9.00	4	4	0	0	0	0	18.0	27	22	18	5	1	14	0	6	0	0	.346
Scott, Tay	0	0	3.38	8	1	0	1	0	0	8.0	11	3	3	2	1	2	0	7	0	0	.314
(Total)	0	0	5.60	18	2	0	3	0	0	17.2	23	12	11	3	3	10	2	17	1	0	.311
Sears, J	5	14	4.54	32	32	0	0	0	0	172.1	165	90	87	34	16	53	2	161	2	0	.249
Smith, C	1	2	6.59	10	0	0	5	0	0	13.2	15	10	10	2	2	7	0	9	1	0	.294
Snead, K	1	2	4.63	15	0	0	2	0	0	11.2	14	7	6	1	0	6	1	9	3	0	.280
+Sweet, D	1	0	10.80	5	0	0	1	0	0	6.2	8	8	8	3	2	5	0	5	0	0	.296
(Totals)	1	0	10.38	7	0	0	3	0	0	8.2	10	10	10	4	2	6	0	6	0	0	.286
+Tarnok, F	1	1	4.91	5	1	0	1	0	0	14.2	11	8	8	4	0	11	0	14	2	0	.204
+Waldichuk, K	4	9	5.36	35	22	0	2	0	1	141.0	149	93	84	24	9	71	1	132	7	1	.271
Watkins, S	0	1	10.38	1	1	0	0	0	0	4.1	7	5	5	2	0	2	0	4	0	0	.368
OAKLAND	50	112	5.48	162	162	0	162	5	29	1419.2	1464	924	865	213	100	694	33	1300	76	4	.266
OPPONENTS	112	50	3.35	162	162	2	160	16	50	1452.0	1187	585	541	171	85	498	12	1496	44	6	.223

FIELDING STATISTICS

PITCHER	PCT	G	GS	INN	PO	A	E	TC	DP	TP
Acevedo, D	.000	9	0	9.1	0	0	1	1	0	0
+Acton, G	1.000	6	0	5.2	0	1	0	1	0	0
Blackburn, P	.950	21	20	103.2	12	7	1	20	0	0
+Boyle, J	1.000	3	3	16.0	0	1	0	1	0	0
+Erceg, L	.714	50	0	55.0	2	3	2	7	1	0
+Estes, J	1.000	2	2	10.0	1	0	0	1	0	0
Familia, J	1.000	14	0	12.2	0	1	0	1	0	0
+Felipe, A	1.000	14	0	15.0	1	1	0	2	1	0
+Fujinami, S	1.000	34	7	49.1	3	1	0	4	0	0
Garcia, R	.000	7	0	8.2	0	0	0	0	0	0
+Harris, H	.833	14	6	63.0	5	5	2	12	0	0
Jackson, Z	1.000	19	0	18.0	1	1	0	2	0	0
Jiménez, D	1.000	25	1	23.1	0	2	0	2	0	0
Kaprielian, J	1.000	14	11	61.0	2	0	0	2	0	0
Long, S	1.000	40	1	45.0	1	4	0	5	0	0
Lovelady, R	1.000	27	0	23.1	0	1	0	1	0	0
+Lucas, E	.000	6	0	6.2	0	0	0	0	0	0
Martinez, A	1.000	22	1	55.0	5	6	0	11	0	0
May, T	1.000	49	0	46.2	2	3	0	5	0	0
+Medina, L	.955	23	17	109.2	7	14	1	22	3	0
+Miller, M	1.000	10	6	33.1	2	1	0	3	1	0
Moll, S	1.000	45	1	37.2	2	5	0	7	0	0
+Muller, K	.818	21	13	77.0	4	5	2	11	0	0
Neal, Z	1.000	14	2	27.0	1	3	0	4	1	0
Newcomb, S	.000	7	2	15.0	0	0	0	0	0	0
Oller, A	.000	9	1	19.2	0	0	0	0	0	0
Patton, S	1.000	12	0	12.1	1	0	0	1	0	0
Pérez, C	.000	2	0	1.2	0	0	0	0	0	0
Pérez, F	1.000	17	1	16.2	0	2	0	2	0	0
Peterson, J	.000	2	0	2.0	0	0	0	0	0	0
Pruitt, A	1.000	38	6	48.1	1	4	0	5	0	0
Ríos, Y	.000	3	0	1.2	0	0	0	0	0	0
Rucinski, D	1.000	4	4	18.0	0	2	0	2	0	0
Scott, Tay	1.000	8	1	8.0	1	0	0	1	0	0
(Totals)	1.000	18	2	17.2	2	1	0	3	0	0
Sears, J	.917	32	32	172.1	2	9	1	12	2	0
Smith, C	.000	10	0	13.2	0	0	1	1	0	0
Snead, K	.750	15	0	11.2	2	1	1	4	0	0
+Sweet, D	1.000	5	0	6.2	1	0	0	1	0	0
(Totals)	1.000	7	0	8.2	2	0	0	2	0	0
+Tarnok, F	.000	5	1	14.2	0	0	0	0	0	0
+Waldichuk, K	.765	35	22	141.0	3	10	4	17	0	0
Watkins, S	.000	1	1	4.1	0	0	0	0	0	0

CATCHER	PCT	G	GS	INN	PO	A	E	TC	DP	TP	PB
Langeliers, S	.990	123	116	1028.0	945	47	10	1002	6	0	7
Pérez, C	.992	31	29	255.0	242	14	2	258	1	0	2
Piña, M	.933	2	2	13.0	14	0	1	15	0	0	0
+Soderstrom, T	1.000	15	15	123.2	113	8	0	121	0	0	2

FIRST BASE	PCT	G	GS	INN	PO	A	E	TC	DP	TP
Aguilar, J	.984	24	20	163.0	112	10	2	124	13	0
Bride, J	1.000	5	2	16.0	13	2	0	15	1	0
Brown, S	1.000	17	13	110.0	81	4	0	85	6	0
+Diaz, A	1.000	10	2	25.2	16	0	0	16	2	0
Diaz, J	.946	7	5	43.0	34	1	2	37	1	0
+Noda, R	.991	119	106	935.0	728	47	7	782	78	0
Pérez, C	1.000	15	6	59.0	52	4	0	56	5	0
+Soderstrom, T	.981	10	8	68.0	50	3	1	54	6	0

SECOND BASE	PCT	G	GS	INN	PO	A	E	TC	DP	TP
Allen, N	1.000	1	1	6.0	1	0	0	1	0	0
Díaz, A	1.000	11	8	71.0	18	17	0	35	9	0
+Díaz, J	1.000	28	23	194.0	30	44	0	74	13	0
+Gelof, Z	.989	69	69	601.2	137	141	3	281	44	0
Kemp, T	.980	57	46	410.0	103	96	4	203	21	0
Peterson, J	.986	20	15	137.0	33	38	1	72	9	0
THIRD BASE	PCT	G	GS	INN	PO	A	E	TC	DP	TP
Bride, J	.968	27	24	197.0	19	41	2	62	8	0
Díaz, A	.973	40	28	254.0	22	51	2	75	9	0
+Díaz, J	.918	38	37	304.2	24	43	6	73	7	0
Peterson, J	.977	77	63	566.0	55	113	4	172	9	0
Smith, K	.963	17	10	93.0	5	21	1	27	1	0
Wade, T	1.000	3	0	5.0	0	2	0	2	0	0
SHORTSTOP	PCT	G	GS	INN	PO	A	E	TC	DP	TP
Allen, N	.976	104	92	819.2	120	246	9	375	41	0
Díaz, A	.978	40	31	255.0	33	57	2	92	7	0
Smith, K	.990	34	26	235.0	35	61	1	97	12	0
Wade, T	.981	17	13	110.0	14	39	1	54	5	0
LEFT FIELD	PCT	G	GS	INN	PO	A	E	TC	DP	TP
Bleday, J	.960	39	38	309.2	68	4	3	75	2	0
Brown, S	1.000	25	18	176.0	51	1	0	52	0	0
+Capel, C	1.000	11	8	71.0	15	2	0	17	0	0
Díaz, A	.909	13	9	68.0	10	0	1	11	0	0
Kemp, T	.972	65	53	456.0	101	5	3	109	1	0
+Noda, R	.000	2	0	3.0	0	0	0	0	0	0
Pérez, C	.000	1	0	1.0	0	0	0	0	0	0
Peterson, J	1.000	1	0	1.0	1	0	0	1	0	0
Rooker, B	.978	29	27	224.0	42	2	1	45	0	0
+Ruiz, E	1.000	15	8	85.0	16	1	0	17	0	0
+Thomas, C	1.000	2	0	4.0	1	0	0	1	0	0
Wade, T	1.000	4	1	21.0	2	0	0	2	0	0
CENTER FIELD	PCT	G	GS	INN	PO	A	E	TC	DP	TP
Bleday, J	1.000	28	27	236.0	66	0	0	66	0	0
+Butler, L	1.000	41	32	285.2	81	1	0	82	1	0
Laureano, R	1.000	3	3	23.0	4	0	0	4	0	0
+Ruiz, E	.978	110	100	875.0	262	1	6	269	0	0
RIGHT FIELD	PCT	G	GS	INN	PO	A	E	TC	DP	TP
Bleday, J	1.000	12	6	76.1	26	0	0	26	0	0
Brown, S	1.000	56	49	416.2	117	2	0	119	1	0
+Butler, L	1.000	2	1	10.0	1	0	0	1	0	0
+Capel, C	.964	15	13	107.0	27	0	1	28	0	0
Laureano, R	.967	56	53	449.2	140	6	5	151	3	0
+Noda, R	1.000	7	1	14.0	5	0	0	5	0	0
Rooker, B	.960	31	25	216.0	71	1	3	75	0	0
+Ruiz, E	.889	11	4	45.0	16	0	2	18	0	0
+Thomas, C	1.000	11	10	81.0	25	0	0	25	0	0
Wade, T	.000	2	0	4.0	0	0	0	0	0	0

DAY-BY-DAY RESULTS

DATE	G	OPP	W-L	SCORE	REC	POS	GA/ GB	LEADER AND LEAD	WINNER	LOSER	SAVE	ATT.	CUM. ATT.	
3/30	1	LAA	W	2-1	1-0	t1	-	OAK/SEA/TEX	-	May	Loup	Jiménez	26,805	26,805
3/31		OFF DAY				t1	-	OAK/TEX	-					
4/1	2	LAA	L	1-13	1-1	t3	-1	TEX	½	Sandoval	Fujinami	Davidson	15,757	42,562
4/2	3	LAA	L	0-6	1-2	4	-2	TEX	1	Anderson	Waldichuk		14,638	57,200
4/3	4	CLE	L	11-12 (10)	1-3	4	-2	LAA/TEX	-	Clase	May	Morgan	3,035	60,235
4/4	5	CLE	W	4-3	2-3	3	-1	LAA/TEX	-	May	Karinchak		3,407	63,642
4/5	6	CLE	L	4-6 (10)	2-4	4	-2	LAA/TEX	-	Morgan	Jackson	Clase	4,930	68,572
														(6 dates)
4/6		OFF DAY				4	-2	LAA/TEX	-					
4/7	7	at TB	L	5-9	2-5	5	-2	LAA/TEX	-	Eflin	Waldichuk		15,980	15,980
4/8	8	at TB	L	0-11	2-6	5	-3	LAA	1	Springs	Fujinami		15,880	31,860
4/9	9	at TB	L	0-11	2-7	5	-3	LAA/TEX	-	Rasmussen	Kaprielian		11,159	43,019
4/10	10	at BAL	L	1-5	2-8	5	-4	TEX	1	Gibson	Sears		9,322	52,341
4/11	11	at BAL	L	8-12	2-9	5	-5	TEX	1	Baker	Moll		12,305	64,646
4/12	12	at BAL	W	8-4	3-9	5	-4	LAA/TEX	-	Smith	Akin		10,181	74,827
4/13	13	at BAL	L	7-8	3-10	5	-4½	LAA/TEX	-	Bautista	May		11,665	86,492
														(7 dates)
4/14	14	NYM	L	6-17	3-11	5	-5½	TEX	1	Santana	Kaprielian		11,102	79,674
4/15	15	NYM	L	2-3	3-12	5	-5½	TEX	1	Smith	Fujinami	Robertson	12,967	92,641
4/16	16	NYM	L	3-4 (10)	3-13	5	-6½	TEX	1½	Yacabonis	Moll	Robertson	17,645	110,286
4/17	17	CHC	L	1-10	3-14	5	-7½	TEX	2	Wesneski	Muller		4,714	115,000
4/18	18	CHC	L	0-4	3-15	5	-8½	TEX	2	Leiter	May		5,196	120,196
4/19	19	CHC	L	2-12	3-16	5	-9½	TEX	3	Steele	Smith		12,112	132,308
														(12 dates)
4/20		OFF DAY				5	-9½	TEX	3½					
4/21	20	at TEX	W	5-4	4-16	5	-8½	TEX	2½	Jackson	Smith	Familia	28,775	115,267
4/22	21	at TEX	L	3-18	4-17	5	-9½	TEX	2½	Heaney	Fujinami		32,388	147,655
4/23	22	at TEX	L	2-5	4-18	5	-10½	TEX	2½	deGrom	Muller	Smith	34,916	182,571
4/24	23	at LAA	W	11-10 (10)	5-18	5	-9½	TEX	2½	Oller	Barria	Familia	23,814	206,385
4/25	24	at LAA	L	3-5	5-19	5	-9½	TEX	1½	Canning	Miller	Estévez	26,971	233,356
4/26	25	at LAA	L	3-11	5-20	5	-9½	TEX	½	Sandoval	Medina		24,524	257,880
4/27	26	at LAA	L	7-8	5-21	5	-9½	HOU/TEX	-	Ohtani	Sears	Estévez	21,741	279,621
														(14 dates)
4/28	27	CIN	L	7-11	5-22	5	-10½	TEX	1	Cessa	Rucinski		6,423	138,731
4/29	28	CIN	L	2-3	5-23	5	-11½	TEX	2	Legumina	Familia	Díaz	7,052	145,783
4/30	29	CIN	W	5-4	6-23	5	-11½	TEX	2	Jackson	Law		18,271	164,054
5/1		OFF DAY				5	-11½	TEX	1½					
5/2	30	SEA	L	1-2	6-24	5	-12½	TEX	2½	Speier	Lovelady	Sewald	2,583	166,637
5/3	31	SEA	L	2-7 (10)	6-25	5	-12½	TEX	1½	Brash	Oller		2,685	169,322
5/4	32	SEA	L	3-5	6-26	5	-13	TEX	1	Kirby	Rucinski	Sewald	13,025	182,347
														(18 dates)
5/5	33	at KC	W	12-8	7-26	5	-12	TEX/LAA	-	Muller	Keller		15,966	295,587
5/6	34	at KC	W	5-4	8-26	5	-12	TEX	1	Waldichuk	Singer	Jackson	29,549	325,136
5/7	35	at KC	L	1-5	8-27	5	-13	TEX	2	Yarbrough	Miller		12,740	337,876
5/8	36	at NYY	L	2-7	8-28	5	-14	TEX	2	Marinaccio	Sears		33,011	370,887
5/9	37	at NYY	L	5-10	8-29	5	-14	TEX	2	Schmidt	Rucinski		33,569	404,456
5/10	38	at NYY	L	3-11	8-30	5	-15	TEX	3	Cordero	Muller	Garcia	40,687	445,143
														(20 dates)
5/11	39	TEX	L	0-4	8-31	5	-16	TEX	3½	Eovaldi	Medina	Smith	2,949	185,296
5/12	40	TEX	W	9-7 (10)	9-31	5	-15	TEX	2½	Fujinami	Burke		6,575	191,871
5/13	41	TEX	L	0-5	9-32	5	-16	TEX	3½	Gray	Kaprielian		8,230	200,101
5/14	42	TEX	L	3-11	9-33	5	-17	TEX	4	Hernandez	Pruitt		7,793	207,894
5/15	43	ARI	L	2-5	9-34	5	-17	TEX	3	Kelly	Rucinski	Chafin	2,064	209,958
5/16	44	ARI	W	9-8 (12)	10-34	5	-17	TEX	3	Pruitt	McGough		3,261	213,219
5/17	45	ARI	L	3-5	10-35	5	-17	TEX	2	Ruiz	Fujinami	Castro	4,159	217,378
														(25 dates)

DATE	G	OPP	W-L	SCORE	REC	POS	GA/ GB	LEADER AND LEAD	WINNER	LOSER	SAVE	ATT.	CUM. ATT.
5/18		OFF DAY											
5/19	46	at HOU	L	1-5	10-36	5	-17	TEX	2	Bielak	Waldichuk	34,931	480,074
5/20	47	at HOU	L	2-3	10-37	5	-19	TEX	2	Neris	Lovelady Pressly	35,475	515,549
5/21	48	at HOU	L	0-2	10-38	5	-20	TEX	2	VALDEZ	Kaprielian	39,820	555,369
5/22	49	at SEA	L	2-11	10-39	5	-20	TEX	1	Castillo	Muller	15,418	570,787
5/23	50	at SEA	L	2-3	10-40	5	-21	TEX	2	Gonzales	Medina Sewald	15,646	586,433
5/24	51	at SEA	L	1-6	10-41	5	-22	TEX	3	Miller	Waldichuk	14,899	601,332
5/25	52	at SEA	L	2-3	10-42	5	-22½	TEX	3	Gilbert	Loveland Sewald	19,268	620,600
(27 dates)													
5/26	53	HOU	L	2-5	10-43	5	-23½	TEX	3	Brown	Kaprielian Pressly	13,345	230,723
5/27	54	HOU	L	3-6	10-44	5	-24½	TEX	3	Valdez	Pruitt Pressly	9,293	240,016
5/28	55	HOU	L	1-10	10-45	5	-24½	TEX	2	Javier	Medina	8,809	248,825
5/29	56	ATL	W	7-2	11-45	5	-24½	TEX	3	Erceg	Soroka	8,556	257,381
5/30	57	ATL	W	2-1	12-45	5	-24½	TEX	3	Fujinami	Iglesias	5,116	262,497
5/31	58	ATL	L	2-4	12-46	5	-24½	TEX	3	Shuster	Kaprielian Iglesias	6,429	268,926
(31 dates)													
6/1		OFF DAY							2½				
6/2	59	at MIA	L	0-4	12-47	5	-25½	TEX	2½	Cabrera	Fujinami	8,582	629,182
6/3	60	at MIA	L	1-12	12-48	5	-26½	TEX	2½	Pérez	Medina Soriano	10,649	639,831
6/4	61	at MIA	L	5-7	12-49	5	-27½	TEX	3½	Scott	Pruitt Floro	12,507	652,338
6/5	62	at PIT	L	4-5	12-50	5	-28½	TEX	3½	Perdomo	Moll Holderman	11,566	663,904
6/6	63	at PIT	W	11-2	13-50	5	-28½	TEX	4½	Kaprielian	Keller	13,691	677,595
6/7	64	at PIT	W	9-5	14-50	5	-27½	TEX	4½	Harris	Contreras May	14,550	692,145
6/8		OFF DAY							5				
6/9	65	at MIL	W	5-2	15-50	5	-26½	TEX	5	Medina	Houser May	30,657	722,802
6/10	66	at MIL	W	2-1 (10)	16-50	5	-26½	TEX	5	Fujinami	Payamps Long	35,157	757,959
6/11	67	at MIL	W	8-6	17-50	5	-25½	TEX	5	Sears	Peralta Long	31,363	789,322
(36 dates)													
6/12	68	TB	W	4-3	18-50	5	-24½	TEX	4½	Kaprielian	Eflin Waldichuk	4,848	273,774
6/13	69	TB	W	2-1	19-50	5	-23½	TEX	3½	Harris	Poche May	27,759	301,533
6/14	70	TB	L	3-6	19-51	5	-24½	TEX	3½	Glasnow	Medina Adam	7,055	308,588
6/15	71	TB	L	3-4	19-52	5	-24½	TEX	3½	Stephenson	Pruitt Fairbanks	7,133	315,721
6/16	72	PHI	L	1-6	19-53	5	-24½	TEX	3½	Walker	Sears	16,084	331,805
6/17	73	PHI	L	2-3 (12)	19-54	5	-25½	TEX	4½	Vasquez	Waldichuk Hoffman	12,015	343,820
6/18	74	PHI	L	2-3	19-55	5	-26½	TEX	4½	Wheeler	Harris Marte	24,326	368,146
(38 dates)													
6/19		OFF DAY							5				
6/20	75	at CLE	L	2-3 (10)	19-56	5	-27	TEX	5	De Los Santos	May	17,773	807,095
6/21	76	at CLE	L	6-7	19-57	5	-28	TEX	5½	Morgan	Pruitt Clase	17,853	824,948
6/22	77	at CLE	L	1-6	19-58	5	-28½	TEX	5½	Sandlin	Sears	23,969	848,917
6/23	78	at TOR	W	5-4	20-58	5	28½	TEX	6½	Erceg	Romano May	34,988	883,905
6/24	79	at TOR	L	3-7	20-59	5	28½	TEX	6	Berrios	Fujinami Romano	41,720	925,625
6/25	80	at TOR	L	1-12	20-60	5	-28½	TEX	5½	Kikuchi	Medina	41,069	966,694
(42 dates)													
6/26		OFF DAY							5				
6/27	81	NYN	W	2-1	21-60	5	-28	TEX	5	Blackburn	Brito Moll	13,050	381,196
6/28	82	NYN	L	0-11	21-61	5	-29	TEX	6	GERMAN	Sears	12,479	393,675
6/29	83	NYN	L	4-10	21-62	5	-29	TEX	5	Schmidt	Harris	14,718	408,393
6/30	84	CWS	W	7-4	22-62	5	-28	TEX	4	Medina	Banks May	14,181	422,574
7/1	85	CWS	W	7-6 (10)	23-62	5	-28	TEX	5	Fujinami	Graveman	9,235	431,809
7/2	86	CWS	L	7-8	23-63	5	-28	TEX	4	Bummer	Blackburn Santos	12,107	443,916
(44 dates)													
7/3		OFF DAY							3				
7/4	87	at DET	W	1-0 (10)	24-63	5	-27½	TEX	3	Fujinami	Holton May	26,749	994,443
7/5	88	at DET	W	12-3	25-63	5	-26½	TEX	2	Waldichuk	Rodriguez	15,149	1,008,592
7/6	89	at DET	L	0-9	25-64	5	-26½	TEX	2	Lorenzen	Harris	15,133	1,023,725
7/7	90	at BOS	L	3-7	25-65	5	-27½	TEX	3	Pivetta	Long	31,157	1,054,882
7/8	91	at BOS	L	3-10	25-66	5	-27½	TEX	2	Paxton	Pruitt Walter	34,087	1,088,969
7/9	92	at BOS	L	3-4	25-67	5	-27½	TEX	2	Martin	Waldichuk Jansen	35,460	1,124,429
(48 dates)													
7/10-13		ALL-STAR BREAK							2				

DATE	G	OPP	W-L	SCORE	REC	POS	GA/ GB	LEADER AND LEAD	WINNER	LOSER	SAVE	ATT.	CUM. ATT.	
7/14	93	MIN	L	4-5	25-68	5	-28%	TEX	2	Jax	Fujinami	Duran	7,923	451,839
7/15	94	MIN	L	7-10	25-69	5	-29%	TEX	3	Moran	Tarnok	Duran	10,534	462,373
7/16	95	MIN	L	4-5	25-70	5	-30%	TEX	3	Lopez	Erceg	Duran	9,335	471,708
7/17	96	BOS	L	0-7	25-71	5	-31%	TEX	3½	Pivetta	Blackburn		9,987	481,695
7/18	97	BOS	W	3-0	26-71	5	-31½%	TEX	4½	Medina	Jacques	May	10,115	491,810
7/19	98	BOS	W	6-5	27-71	5	-31½%	TEX	4½	Felipe	Bello	May	15,023	506,833
7/20	99	HOU	L	1-3	27-72	5	-32	TEX	4	France	Harris	Pressly	4,757	511,590
7/21	100	HOU	L	4-6	27-73	5	-32	TEX	3	Valdez	Sears	Pressly	6,810	518,400
7/22	101	HOU	W	4-1	28-73	5	-31	TEX	3	Pruitt	Javier	May	14,507	532,907
7/23	102	HOU	L	2-3	28-74	5	-32	TEX	3	Neris	Smith	Abreu	11,231	544,138
(54 dates)														
7/24		OFF DAY				5	-31½%	TEX	2					
7/25	103	at SF	L	1-2	28-75	5	-31½%	TEX	1	Rogers	Erceg	Doval	40,014	1,164,443
7/26	104	at SF	L	3-8	28-76	5	-32%	TEX	2	Wood	Harris		36,142	1,200,585
7/27		OFF DAY				5	-32%	TEX	2					
7/28	105	at COL	W	8-5	29-76	5	-31%	TEX	2	Sears	Freeland	May	37,262	1,237,847
7/29	106	at COL	W	11-3	30-76	5	-30%	TEX	1	Blackburn	Flexen		45,085	1,282,932
7/30	107	at COL	L	0-2	30-77	5	-30%	TEX	1	Blach	Medina	Lawrence	31,789	1,314,721
7/31		OFF DAY				5	-30%	TEX	½					
8/1	108	at LAD	L	3-7	30-78	5	-31½%	TEX	½	Lynn	Waldichuk		44,207	1,358,928
8/2	109	at LAD	L	1-10	30-79	5	-32%	TEX	½	Gonsolin	Harris		47,711	1,406,639
8/3	110	at LAD	L	2-8	30-80	5	-33%	TEX	1½	Urias	Sears	Sheehan	52,624	1,459,263
(56 dates)														
8/4		OFF DAY				5	-34	TEX	1½					
8/5	111	SF	W	2-1	31-80	5	-34	TEX	2½	May	Walker		37,553	581,691
8/6	112	SF	W	8-6	32-80	5	-34	TEX	2½	Snead	Jackson	May	27,381	609,072
8/7	113	TEX	L	3-5	32-81	5	-35	TEX	3	Sborz	Jiménez	Smith	4,013	613,085
8/8	114	TEX	L	1-6	32-82	5	-36	TEX	3	Scherzer	Sears		5,419	618,504
8/9	115	TEX	W	2-0	33-82	5	-35	TEX	2	Tarnok	Montgomery	May	6,372	624,876
(59 dates)														
8/10		OFF DAY				5	-35	TEX	2½					
8/11	116	at WSH	L	2-8	33-83	5	-36	TEX	2½	Abbott	Blackburn		22,651	1,481,914
8/12	117	at WSH	L	2-3	33-84	5	-37	TEX	2½	Finnegan	Erceg		28,635	1,510,549
8/13	118	at WSH	L	7-8	33-85	5	-37	TEX	2½	La Sorsa	Snead		19,240	1,529,789
8/14	119	at STL	L	5-7	33-86	5	-38	TEX	3½	Romero	Felipe		34,793	1,564,582
8/15	120	at STL	L	2-6	33-87	5	-39	TEX	3½	Hudson	Watkins		32,528	1,597,110
8/16	121	at STL	W	8-0	34-87	5	-38	TEX	2½	Blackburn	Liberatore		33,146	1,630,256
(62 dates)														
8/17		OFF DAY				5	-38	TEX	2½					
8/18	122	BAL	L	4-9	34-88	5	-38	TEX	2½	Gibson	Pérez		8,942	633,818
8/19	123	BAL	L	2-7 (10)	34-89	5	-38	TEX	2½	Bautista	Martínez		18,213	652,031
8/20	124	BAL	L	1-12	34-90	5	-38	TEX	2½	Bradish	Sears		16,198	668,229
8/21	125	KC	W	6-4	35-90	5	-37	TEX	1½	May	Coleman		3,095	671,324
8/22	126	KC	W	5-4	36-90	5	-36	TEX	½	Harris	Zerpa	May	4,021	675,345
8/23	127	KC	L	0-4	36-91	5	-36½%	TEX	1	Ragans	Martínez	Hernández	5,075	680,420
(65 dates)														
8/24	128	at CWS	W	8-5	37-91	5	-35%	TEX	1	Erceg	Lambert	May	13,247	1,643,503
8/25	129	at CWS	W	12-4	38-91	5	-34%	TEX/SEA	–	Neal	Cease		21,906	1,665,409
8/26	130	at CWS	L	2-6	38-92	5	-35%	TEX/SEA	–	Toussaint	Sears		21,508	1,686,917
8/27	131	at CWS	L	1-6	38-93	5	-36%	SEA	1	Clevinger	Blackburn		20,236	1,707,153
8/28	132	at SEA	L	0-7	38-94	5	-37%	SEA	1	Woo	Muller		37,434	1,744,587
8/29	133	at SEA	W	3-1	39-94	5	-36%	SEA/TEX/HOU	–	Newcomb	Weaver	May	44,280	1,788,867
8/30	134	at SEA	L	4-5	39-95	5	-37%	SEA/HOU	–	Topa	Snead	Muñoz	29,247	1,818,114
(69 dates)														
8/31		OFF DAY				5	-37½%	SEA/HOU	–					
9/1	135	LAA	W	9-2	40-95	5	-36%	SEA/HOU	–	Sears	Sandoval		12,073	692,493
9/2	136	LAA	W	2-1	41-95	5	-36%	SEA	1	Blackburn	Canning	May	13,709	706,202
9/3	137	LAA	W	10-6	42-95	5	-35%	SEA	1	Pérez	Soriano	May	12,425	718,627
9/4	138	TOR	L	5-6 (10)	42-96	5	-35%	SEA/HOU	–	Romano	Perez		9,062	727,689
9/5	139	TOR	L	1-7	42-97	5	-36%	HOU	1	Bassitt	Neal		4,751	732,440
9/6	140	TOR	W	5-2	43-97	5	-36%	HOU	1	Sears	Ryu	May	3,871	736,311
(71 dates)														

DATE	G	OPP	W-L	SCORE	REC	POS	GA/ GB	LEADER AND LEAD	WINNER	LOSER	SAVE	ATT.	CUM. ATT.
9/7		OFF DAY					5 -36%	HOU	½				
9/8	141	at TEX	W	6-3	44-97	5	-35%	HOU	½	Sweet	Montgomery	May	28,203 1,846,317
9/9	142	at TEX	L	2-3	44-98	5	-36%	HOU	1½	Smith	Erceg	Chapman	34,166 1,880,483
9/10	143	at TEX	L	4-9	44-99	5	-37%	HOU	2½	Heaney	Medina		26,189 1,906,672
9/11	144	at HOU	W	4-0	45-99	5	-36%	HOU	2	Waldichuk	Valdez		29,807 1,936,679
9/12	145	at HOU	W	6-2	46-99	5	-35%	HOU	1	Sears	Verlander		36,504 1,972,983
9/13	146	at HOU	L	2-6	46-100	5	-36%	HOU	1	Brown	Blackburn		37,864 2,010,847
(75 dates)													
9/14		OFF DAY					5 -36%	HOU	½				
9/15	147	SD	L	3-8	46-101	5	-36%	HOU	½	Lugo	Newcomb		17,828 754,139
9/16	148	SD	L	2-5	46-102	5	-36%	HOU	½	Waldron	Miller	Hader	14,876 769,015
9/17	149	SD	L	1-10	46-103	5	-37%	HOU	1½	Avila	Waldichuk		8,680 777,695
9/18	150	SEA	L	0-5	46-104	5	-37%	HOU	1½	Woo	Sears		4,972 782,667
9/19	151	SEA	L	2-7	46-105	5	-37%	HOU	½	Castillo	Blackburn		6,294 788,961
9/20	152	SEA	L	3-6	46-106	5	-38%	HOU	½	Kirby	Estes	Topa	5,602 794,563
9/21	153	DET	L	3-7	46-107	5	-39	HOU	½	Skubal	Medina		6,160 800,723
9/22	154	DET	W	8-2	47-107	5	-38%	TEX	½	Waldichuk	Vest		8,751 809,474
9/23	155	DET	W	4-1	48-107	5	-38%	TEX	1½	Boyle	Wentz	May	9,776 819,250
9/24	156	DET	L	0-2	48-108	5	-39%	TEX	2½	Rodriguez	Sears	Lange	13,102 832,352
(81 dates)													
9/25		OFF DAY					5 -40	TEX	2½				
9/26	157	at MIN	L	3-11	48-109	5	-40	TEX	2½	Ober	Blackburn		22,329 2,033,176
9/27	158	at MIN	L	4-6	48-110	5	-41	TEX	2½	Keuchel	Jiménez	Jax	20,520 2,053,696
9/28	159	at MIN	W	2-1	49-110	5	-40	TEX	2	Erceg	Maeda	May	19,466 2,073,162
9/29	160	at LAA	L	1-5	49-111	5	-40	TEX	1	Daniel	Waldichuk		32,333 2,105,495
9/30	161	at LAA	W	7-3	50-111	5	-40	TEX	1	Boyle	Joyce		31,633 2,137,128
10/1	162	at LAA	L	3-7	50-112	5	-40	TEX/HOU	-	Fulmer	Sears		26,539 2,163,637
(81 dates)													

* indicates sellout. CAPS indicates complete game.

WILD CARD DAY-BY-DAY

DATE	POS	GA/ GB	WC1	WC2	WC3	DATE	POS	GA/ GB	WC1	WC2	WC3	DATE	POS	GA/ GB	WC1	WC2	WC3
7/10-13	12	-25%	BAL	HOU/TOR	-	8/11	12	-31	TB	HOU	TOR	9/9	11	-35	TB	SEA/TOR	-
7/14	12	-26%	BAL	HOU/TOR	-	8/12	12	-31	TB	HOU	TOR	9/10	11	-35	TB	TOR	SEA
7/15	12	-26%	BAL	TOR	HOU	8/13	12	-32	TB	HOU	TOR	9/11	11	-34%	TB	TOR	TEX
7/16	12	-27%	BAL	TOR	HOU	8/14	12	-32%	TB	HOU	TOR	9/12	11	-34	TB	TEX	SEA/TOR
7/17	12	-28	BAL	TOR	HOU	8/15	12	-33%	TB	HOU	TOR	9/13	11	-35	TB	TEX	SEA
7/18	12	-27	BAL	TOR	HOU	8/16	12	-32%	TB	HOU	TOR	9/14	11	-35	TB	TEX	SEA
7/19	12	-27	TB	TOR	HOU	8/17	12	-32%	TB	HOU	TOR	9/15	12	-35	TB	TEX	SEA
7/20	12	-28	TB	TOR/HOU	-	8/18	12	-33	TB	HOU	SEA	9/16	12	-35%	TB	TEX	TOR
7/21	12	-28	TB	HOU	TOR	8/19	12	-34	TB	HOU	SEA	9/17	12	-36	TB	TOR	TEX
7/22	12	-27	TB	HOU	TOR	8/20	12	-35	TB	HOU	SEA	9/18	12	-36	TB	TOR	SEA
7/23	12	-28	TB	HOU	TOR	8/21	12	-35	TB	HOU	SEA	9/19	12	-37	TB	TOR	SEA/TEX
7/24	12	-28%	TB	HOU	TOR	8/22	12	-35	TB	HOU	SEA	9/20	12	-38	TB	TOR	SEA/TEX
7/25	12	-28%	TB	HOU	TOR	8/23	12	-35	TB	HOU	SEA	9/21	12	-38%	TB	TOR	SEA/TEX
7/26	12	-29%	TB	HOU	TOR	8/24	12	-34%	TB	SEA/HOU	-	9/22	12	-38	TB	TOR	HOU
7/27	12	-29%	TB	HOU	TOR	8/25	12	-33%	TB	SEAorTEX	HOU	9/23	12	-37	TB	TOR	HOU
7/28	12	-29%	TB	HOU/TOR	-	8/26	12	-34%	TB	SEAorTEX	HOU	9/24	12	-37	TB	TOR	HOU
7/29	12	-29%	TB	HOU/TOR	-	8/27	12	-35%	TB	TEX/HOU	-	9/25	12	-37%	TB	TOR	HOU
7/30	12	-29%	TB	HOU/TOR	-	8/28	12	-36%	TB	TEX/HOU	-	9/26	12	-37%	TB	TOR	HOU
7/31	12	-29	TB	HOU	TOR	8/29	12	-36%	TB	SEAorTEX	HOU	9/27	12	-38%	TB	TOR	HOU
8/1	12	-29	TB	HOU	TOR	8/30	12	-36%	TB	SEAorHOU	TEX	9/28	12	-38	TB	TOR	HOU
8/2	12	-30	TB	HOU	TOR	8/31	12	-36%	TB	SEAorHOU	TEX	9/29	12	-39	TB	TOR	HOU
8/3	12	-30	TB	HOU	TOR	9/1	12	-35%	TB	SEAorHOU	TEX	9/30	12	-39	TB	TOR/HOU	-
8/4	12	-30%	TB	HOU	TOR	9/2	12	-34%	TB	HOU	TEX	10/1	12	-39	TB	TEX	TOR
8/5	12	-30%	TB	HOU	TOR	9/3	11	-34%	TB	TEX/HOU	-	<i>POS indicates A's rank among all non-division leaders. GB indicates A's games behind third wild card team or games ahead of fourth best non-division leader.</i>					
8/6	12	-30%	TB	HOU	TOR	9/4	12	-34%	TB	HOU	TEX						
8/7	12	-31%	TB	HOU	TOR	9/5	12	-35	TB	SEA	TOR						
8/8	12	-31%	TB	HOU	TOR	9/6	12	-34	TB	SEA	TOR						
8/9	12	-31%	TB	HOU	TOR	9/7	12	-34	TB	SEA	TOR						
8/10	12	-31	TB	HOU	TOR	9/8	11	-34	TB	SEA	TOR						

CLUB STATISTICS

	Home		Road		Totals	
	W	L	W	L	W	L
AL West						
vs. Houston Astros	1	6	2	4	3	10
vs. Los Angeles Angels	4	2	2	5	6	7
vs. Seattle Mariners	0	6	1	6	1	12
vs. Texas Rangers	2	5	2	4	4	9
Totals	7	19	7	19	14	38

	Home		Road		Totals	
	W	L	W	L	W	L
AL Central						
vs. Chicago White Sox	2	1	2	2	4	3
vs. Cleveland Guardians	1	2	0	3	1	5
vs. Detroit Tigers	2	2	2	1	4	3
vs. Kansas City Royals	2	1	2	1	4	2
vs. Minnesota Twins	0	3	1	2	1	5
Totals	7	9	7	9	14	18

	Home		Road		Totals	
	W	L	W	L	W	L
AL East						
vs. Baltimore Orioles	0	3	1	3	1	6
vs. Boston Red Sox	2	1	0	3	2	4
vs. New York Yankees	1	2	0	3	1	5
vs. Tampa Bay Rays	2	2	0	3	2	5
vs. Toronto Blue Jays	1	2	1	2	2	4
Totals	6	10	2	14	8	24
Totals vs. AL	20	38	16	42	36	80

	W	L	W	L	W	L
National League						
vs. Arizona Diamondbacks	1	2	0	0	1	2
vs. Atlanta Braves	2	1	0	0	2	1
vs. Chicago Cubs	0	3	0	0	0	3
vs. Cincinnati Reds	1	2	0	0	1	2
vs. Colorado Rockies	0	0	2	1	2	1
vs. Los Angeles Dodgers	0	0	0	3	0	3
vs. Miami Marlins	0	0	0	3	0	3
vs. Milwaukee Brewers	0	0	3	0	3	0
vs. New York Mets	0	3	0	0	0	3
vs. Philadelphia Phillies	0	3	0	0	0	3
vs. Pittsburgh Pirates	0	0	2	1	2	1
vs. San Diego Padres	0	3	0	0	0	3
vs. San Francisco Giants	2	0	0	2	2	2
vs. St. Louis Cardinals	0	0	1	2	1	2
vs. Washington Nationals	0	0	0	3	0	3
Totals	6	17	8	15	14	32
Overall Totals	26	55	24	57	50	112

	Home		Road		Totals	
	W	L	W	L	W	L
Shutouts	2	9	3	7	5	16
SHO - Individual	0	1	0	1	0	2
Extra Innings	3	7	3	1	6	8
One-Run Decisions	13	13	7	14	20	27
Two-Run Decisions	4	8	2	6	6	14
vs. LH Starters	12	13	7	14	19	27
vs. RH Starters	14	42	17	43	31	85
Grass Fields	26	55	21	45	47	100
Artificial Fields	0	0	3	12	3	12
Day Games	10	29	4	23	14	52
Night Games	16	26	20	34	36	60

	Oak	Opp.
Double Plays	124	140
Triple Plays	0	0
Left On Base	1043	1219
Solo HR	104	117
Two-Run HR	49	67
Three-Run HR	17	21
Grand Slam HR	1	8
Home Runs (Home)	78	97
Home Runs (Away)	93	116

HIGHS AND LOWS

CLUB

Longest Winning Streak	7, June 6 to 13
Longest Winning Streak, Home	3, September 1 to 3
Longest Winning Streak, Road	5, June 6 to 11
Longest Losing Streak	11, May 17 to 28
Longest Losing Streak, Home	9, April 5 to 29
Longest Losing Streak, Road	15, May 7 to June 5
Most Runs, Game, A's	12, August 25 at Chicago (AL)
	12, July 5 at Detroit
	12, May 5 at Kansas City
Most Runs, Game, Opponents	18, April 22 at Texas
Most Runs, Inning, A's	7, June 7 at Pittsburgh (1st)
Most Runs, Inning, Opponents	11, April 1 vs. Los Angeles-AL (3rd)

Largest Margin, Victory.....	9, July 5 at Detroit (12-3)
.....	9, June 6 at Pittsburgh (11-2)
Largest Margin, Loss.....	15, April 22 at Texas (3-18)
Most Hits, Game, A's.....	17, June 7 at Pittsburgh
.....	17, May 5 at Kansas City
Most Hits, Game, Opponents.....	20, April 17 vs. Chicago (NL)
Most Hits, Inning, A's.....	6, September 1 vs. Los Angeles-AL (4th)
.....	6, June 7 at Pittsburgh (1st)
Most Hits, Inning, Opponents.....	7, June 29 vs. New York-AL (6th)
.....	7, April 1 vs. Los Angeles-AL (3rd)
Most Home Runs, Game, A's.....	5, August 24 at Chicago (AL)
.....	5, April 24 at Los Angeles (AL)
Most Home Runs, Game, Opponents.....	7, May 28 vs. Houston
Most Doubles, Game, A's.....	8, September 1 vs. Los Angeles (AL)
Most Doubles, Game, Opponents.....	7, July 8 at Boston
.....	7, June 3 at Miami
Most Triples, Game, A's.....	2, July 28 at Colorado
.....	2, July 1 vs. Chicago (AL)
.....	2, June 30 vs. Chicago (AL)
Most Triples, Game, Opponents.....	1 (25 times), last: September 21 vs Detroit
Most Stolen Bases, Game, A's.....	4, April 26 at Los Angeles (AL)
.....	4, April 15 vs. New York (NL)
Most Stolen Bases, Game, Opponents.....	5, September 15 vs. San Diego
Most Strikeouts, A's Pitchers.....	14, July 14 vs. Minnesota
Most Strikeouts, Opponents Pitchers.....	18, July 17 vs. Boston
Most Walks, A's Pitchers.....	17, April 14 vs. New York (NL)
Most Walks, Opponents Pitchers.....	8 (four times), last: August 26 at Chicago (AL)
Fewest Hits Allowed, A's Pitchers.....	3 (four times), last: September 30 at Los Angeles (AL)
Fewest Hits Allowed, Opponents Pitchers.....	0, June 28 vs. New York (AL)
Most Left on Base, Nine Inning Game.....	13, June 7 at Pittsburgh
Most Left on Base, Extra Inning Game.....	15, May 16 vs. Arizona
Fewest Left on Base, Game.....	0, June 28 vs. New York (AL)
Most Errors, Game.....	4, July 19 vs. Boston
.....	4, May 14 vs. Texas

INDIVIDUAL

Grand Slams.....	Ryan Noda, May 16 vs. Arizona (Kyle Nelson)
Pinch Hit Home Runs.....	Shea Langeliers, September 22 vs. Detroit (Tyler Holton)
.....	Seth Brown, September 3 vs. Los Angeles-AL (Andrew Wantz)
.....	Tyler Soderstrom, August 16 at St. Louis (Casey Lawrence)
.....	Aledmys Diaz, June 18 vs. Philadelphia (Matt Strahm)
.....	Jordan Diaz, April 21 at Texas (Will Smith)
Lead Off Home Runs.....	Ryan Noda, May 28 vs. Houston (Cristian Javier)
.....	Esteyru Ruiz, May 12 vs. Texas (Martin Pérez)
Inside-The-Park Home Runs.....	None
Game Ending Home Runs.....	Brent Rooker, August 21 vs. Kansas City (Dylan Coleman)
.....	Brent Rooker, May 12 vs. Texas (Brock Burke)
Back-to-Back Home Runs.....	Nick Allen and Ryan Noda, August 25 at Chicago-AL (7th)
.....	Seth Brown and Brent Rooker, June 11 at Milwaukee (4th)
.....	Carlos Pérez and Jace Peterson, May 10 at New York-AL (2nd)
.....	Brent Rooker and Ramón Laureano, May 5 at Kansas City (3rd)
.....	Brent Rooker and Jesús Aguilar, April 24 at Los Angeles-AL (3rd)
.....	Brent Rooker and Jesús Aguilar, April 24 at Los Angeles-AL (1st)
Longest Hitting Streak.....	11, Ramón Laureano, May 27 to June 10
.....	11, Esteyru Ruiz, April 28 to May 9
Most Runs, Game.....	4, Ryan Noda, April 28 vs. Cincinnati
Most Hits, Game.....	5, Jace Peterson, June 6 at Pittsburgh
Most Doubles, Game.....	2 (15 times), last: Lawrence Butler, September 27 at Minnesota
Most Triples, Game.....	1 (21 times), last: Nick Allen, September 27 at Minnesota
Most Home Runs, Game.....	3, Jordan Diaz, May 9 at New York (AL)
Most Runs Batted In, Game.....	5, Nick Allen, August 25 at Chicago (AL)
.....	5, Jace Peterson, June 6 at Pittsburgh
.....	5, Brent Rooker, April 13 at Baltimore
Most Walks, Game.....	3 (four times), last: Ryan Noda, July 1 vs. Chicago (AL)
Most Strikeouts, Game.....	4 (nine times), last: Lawrence Butler, September 26 at Minnesota
Most Stolen Bases, Game.....	4, Esteyru Ruiz, April 26 at Los Angeles (AL)
Longest Winning Streak.....	3, JP Sears, September 1 to 12

Longest Losing Streak.....	6, Hogan Harris, June 18 to August 2
.....	6, James Kaprielian, April 9 to May 31
Most Strikeouts, Game	11, JP Sears, April 21 at Texas
Most Walks, Game	7, Luis Medina, June 25 at Toronto
.....	7, James Kaprielian, April 14 vs. New York (NL)
Most Innings, Game, Starter	7.1, JP Sears, July 4 at Detroit
Most Innings, Game, Reliever.....	7.0, Hogan Harris, June 13 vs. Tampa Bay
Low Hit Complete Game	None

GENERAL

Longest Game, Innings	12, June 17 vs. Philadelphia
.....	12, May 16 vs. Arizona
Longest Game, Time, Nine Innings.....	3:29, April 14 vs. New York (NL)
Longest Game, Time, Extra Innings	4:09, May 16 vs. Arizona (12)
Shortest Game, Time.....	2:00, May 25 at Seattle
Largest Crowd, Home.....	37,553, August 5 vs. San Francisco
Smallest Crowd, Home	2,064, May 15 vs. Arizona
Largest Crowd, Road	52,624, Aug. 3 at Los Angeles (NL)
Smallest Crowd, Road.....	8,582, June 2 at Miami
Postponement, Home	None
Postponement, Road	None

BATTING WITH RISP

PLAYER	AVG	AB	H	TB	2B	3B	HR	RBI	SAC	SF	HBP	BB	IBB	SO	GIDP	OBP	SLG	OPS
Aguilar, J	.100	20	2	5	0	0	1	4	0	1	0	4	2	7	1	.240	.250	.490
Allen, N	.268	56	15	17	0	1	0	14	1	2	0	6	0	12	4	.328	.304	.632
Bleday, J	.179	67	12	21	0	0	3	17	0	3	1	10	0	19	1	.284	.313	.597
Bride, J	.316	19	6	6	0	0	0	7	0	2	1	5	0	4	1	.444	.316	.760
Brown, S	.261	88	23	42	5	1	4	35	1	2	0	9	1	27	4	.323	.477	.800
Butler, L	.138	29	4	7	0	0	1	5	0	1	0	2	0	11	2	.188	.241	.429
Capel, C	.105	19	2	2	0	0	0	3	0	0	0	2	0	9	1	.190	.105	.295
Diaz, A	.184	76	14	20	6	0	0	17	0	4	1	6	2	13	9	.241	.263	.504
Diaz, J	.211	57	12	15	3	0	0	14	0	1	1	5	0	16	3	.281	.263	.544
Gelof, Z	.263	57	15	30	6	0	3	19	0	1	0	6	1	19	1	.328	.526	.854
Kemp, T	.195	77	15	18	1	1	0	19	3	3	0	6	0	12	2	.244	.234	.478
Langeliers, S	.235	102	24	50	4	2	6	41	1	2	2	12	2	35	3	.322	.490	.812
Laureano, R	.190	58	11	18	2	1	1	14	0	0	3	2	0	20	4	.254	.310	.564
Noda, R	.189	106	20	39	7	0	4	37	0	2	2	18	1	40	1	.313	.368	.681
Pérez, C	.231	39	9	14	2	0	1	15	0	3	1	2	0	7	2	.267	.359	.626
Peterson, J	.286	56	16	27	2	0	3	23	1	3	0	12	1	15	1	.394	.482	.876
Piña, M	.000	2	0	0	0	0	0	0	0	0	0	0	0	1	0	.000	.000	.000
Rooker, B	.167	114	19	43	3	0	7	36	0	4	2	15	1	46	7	.267	.377	.644
Ruiz, E	.365	96	35	42	7	0	0	38	3	1	2	6	1	21	1	.410	.438	.848
Smith, K	.114	35	4	10	0	0	2	8	2	0	1	1	0	14	1	.162	.286	.448
Soderstrom, T	.136	22	3	3	0	0	0	4	0	1	0	2	0	9	0	.200	.136	.336
Thomas, C	.000	10	0	0	0	0	0	0	0	0	0	1	0	3	0	.091	.000	.091
Wade, T	.231	13	3	3	0	0	0	2	0	0	0	2	0	2	0	.333	.231	.564
OAKLAND	.217	1218	264	432	48	6	36	372	12	36	17	134	12	362	49	.295	.355	.650
OPPONENTS	.272	1513	412	672	99	7	49	646	10	64	32	256	33	377	35	.375	.444	.819

BATTING WITH THE BASES LOADED

PLAYER	AVG	AB	H	TB	2B	3B	HR	RBI	SAC	SF	HBP	BB	IBB	SO	GDP	OBP	SLG	OPS
Aguilar, J	.000	2	0	0	0	0	0	1	0	1	0	0	0	0	1	.000	.000	.000
Allen, N	.200	5	1	1	0	0	0	2	0	0	0	0	0	1	1	.200	.200	.400
Bleday, J	.000	4	0	0	0	0	0	0	0	0	0	0	0	2	0	.000	.000	.000
Bride, J	.000	1	0	0	0	0	0	1	0	1	0	0	0	0	0	.000	.000	.000
Brown, S	.200	10	2	2	0	0	0	6	0	1	0	2	0	2	2	.308	.200	.508
Butler, L	.000	1	0	0	0	0	0	0	0	0	0	0	0	1	0	.000	.000	.000
Capel, C	.000	1	0	0	0	0	0	1	0	0	0	0	0	0	0	.000	.000	.000
Díaz, A	.000	5	0	0	0	0	0	1	0	1	0	0	0	1	2	.000	.000	.000
Díaz, J	.000	2	0	0	0	0	0	3	0	1	0	1	0	0	0	.250	.000	.250
Gelof, Z	.333	3	1	1	0	0	0	1	0	0	0	0	0	0	1	.333	.333	.666
Kemp, T	.231	13	3	3	0	0	0	5	0	0	0	0	0	3	0	.231	.231	.462
Langeliers, S	.267	15	4	5	1	0	0	9	0	1	0	0	0	5	2	.250	.333	.583
Laureano, R	.000	4	0	0	0	0	0	0	0	0	0	0	0	1	2	.000	.000	.000
Noda, R	.500	6	3	6	0	0	1	8	0	0	2	0	0	1	0	.625	1.000	1.625
Pérez, C	.000	1	0	0	0	0	0	1	0	1	0	0	0	1	0	.000	.000	.000
Peterson, J	.286	7	2	3	1	0	0	5	0	0	0	1	0	1	0	.375	.429	.804
Rooker, B	.000	7	0	0	0	0	0	2	0	1	0	1	0	3	1	.111	.000	.111
Ruiz, E	.400	10	4	4	0	0	0	8	0	0	0	0	0	2	1	.400	.400	.800
Smith, K	.167	6	1	1	0	0	0	1	0	0	0	0	0	3	0	.167	.167	.334
Soderstrom, T	.000	1	0	0	0	0	0	1	0	0	0	1	0	1	0	.500	.000	.500
Wade, T	.000	2	0	0	0	0	0	0	0	0	0	0	0	1	0	.000	.000	.000
OAKLAND	.198	106	21	26	2	0	1	56	0	8	0	8	0	29	13	.238	.245	.483
OPPONENTS	.286	189	54	94	14	1	8	184	0	16	6	26	0	46	9	.363	.497	.860

PINCH HITTING STATISTICS

Player	AVG	G	AB	R	H	TB	2B	3B	HR	RBI	SAC	SF	HBP	BB	IBB	SO	SB	CS	DP	OBP	SLG	OPS	
Aguilar, J	.333	7	6		2	2	0	0	0	0	0	0	0	1	1	2				0	.429	.333	.762
Allen, N	1.000	1	1		1	1	0	0	0	0	0	0	0	0	0	0				0	1.000	1.000	2.000
Bleday, J	.000	6	6		0	0	0	0	0	0	0	0	0	0	0	1				0	.000	.000	.000
Bride, J	.000	7	7		0	0	0	0	0	0	0	0	0	0	0	1				0	.000	.000	.000
Brown, S	.118	20	17		2	5	0	0	1	3	0	1	0	1	0	6				0	.158	.294	.452
Butler, L	.000	5	5		0	0	0	0	0	0	0	0	0	0	0	0				0	.000	.000	.000
Capel, C	.500	4	4		2	2	0	0	0	0	0	0	0	0	0	1				0	.500	.500	1.000
Díaz, A	.409	24	22		9	14	2	0	1	3	0	0	0	2	0	4				1	.458	.636	1.094
Díaz, J	.250	8	8		2	6	1	0	1	2	0	0	0	0	0	2				0	.250	.750	1.000
Kemp, T	.333	20	15		5	6	1	0	0	4	1	1	0	3	0	3				0	.421	.400	.821
Langeliers, S	.200	6	5		1	4	0	0	1	3	0	0	0	1	0	2				0	.333	.800	1.133
Laureano, R	.200	5	5		1	1	0	0	0	0	0	0	0	0	0	4				0	.200	.200	.400
Noda, R	.071	18	14		1	1	0	0	0	0	0	0	0	4	0	6				0	.278	.071	.349
Pérez, C	.375	17	16		6	6	0	0	0	3	0	0	1	0	0	2				0	.412	.375	.787
Peterson, J	.200	12	10		2	2	0	0	0	2	0	0	0	1	0	5				0	.273	.200	.473
Rooker, B	.250	14	12		3	3	0	0	0	1	0	0	0	2	0	4				2	.357	.250	.607
Ruiz, E	.300	12	10		3	4	1	0	0	0	0	0	1	1	0	1				0	.417	.400	.817
Smith, K	.000	5	4		0	0	0	0	0	0	0	0	0	1	0	3				0	.200	.000	.200
Soderstrom, T	.286	8	7		2	5	0	0	1	1	0	0	0	1	0	3				0	.375	.714	1.089
Thomas, C	.250	4	4		1	2	1	0	0	0	0	0	0	0	0	3				0	.250	.500	.750
Wade, T	1.000	1	1		1	1	0	0	0	0	0	0	0	0	0	0				0	1.000	1.000	2.000
OAKLAND	.246	117	179		44	65	6	0	5	22	1	2	2	18	1	53				3	.318	.363	.681
OPPONENTS	.250	83	104		26	37	5	0	2	17	0	1	2	19	2	28				2	.373	.356	.729

DESIGNATED HITTING STATISTICS

Player	AVG	G	AB	R	H	TB	2B	3B	HR	RBI	SAC	SF	HBP	BB	IBB	SO	SB	CS	DP	OBP	SLG	OPS
Aguilar, J	.182	9	33		6	10	1	0	1	4	0	1	0	2	0	10			1	.222	.303	.525
Bleday, J	.143	4	7		1	1	0	0	0	1	0	0	0	1	0	3			0	.250	.143	.393
Bride, J	.250	4	8		2	3	1	0	0	0	0	0	1	0	0	2			0	.333	.375	.708
Brown, S	.214	14	42		9	13	1	0	1	9	0	0	0	6	0	15			2	.313	.310	.623
Capel, C	.000	1	3		0	0	0	0	0	0	0	0	0	0	0	2			0	.000	.000	.000
Díaz, A	.000	5	16		0	0	0	0	0	0	0	0	0	2	0	4			2	.111	.000	.111
Díaz, J	.333	16	51		17	28	5	0	2	5	0	1	0	3	0	12			1	.364	.549	.913
Kemp, T	.000	1	1		0	0	0	0	0	0	0	0	0	0	0	0			0	.000	.000	.000
Langeliers, S	.111	8	27		3	5	2	0	0	0	1	0	1	2	1	10			1	.200	.185	.385
Laureano, R	.417	3	12		5	8	0	0	1	2	0	0	0	1	0	0			0	.462	.667	1.129
Noda, R	.125	4	8		1	4	0	0	1	1	0	0	0	0	0	2			0	.125	.500	.625
Pérez, C	.250	12	40		10	12	2	0	0	3	0	0	0	2	0	9			2	.286	.300	.586
Peterson, J	.000	1	1		0	0	0	0	0	0	0	0	0	0	0	0			0	.000	.000	.000
Piña, M	.167	2	6		1	4	0	0	1	1	0	0	0	0	0	2			0	.167	.667	.834
Rooker, B	.262	72	267		70	137	13	0	18	39	0	1	6	25	0	99			4	.338	.513	.851
Ruiz, E	.125	2	8		1	1	0	0	0	2	0	0	1	0	0	2			0	.222	.125	.347
Smith, K	.000	1	0		0	0	0	0	0	0	0	0	0	1	0	0			0	1.000	.000	1.000
Soderstrom, T	.122	15	41		5	5	0	0	0	2	0	1	0	4	0	18			0	.196	.122	.318
Thomas, C	.167	3	6		1	1	0	0	0	0	0	0	0	1	0	3			0	.286	.167	.453
OAKLAND	.229	162	577		132	232	25	0	25	69	1	4	9	50	1	193			13	.298	.402	.700

MISCELLANEOUS STATS

Multiple Hit Games

Multiple RBI Games

Go Ahead Home Runs and RBI

PLAYER	2	3	4	5	TOT	PLAYER	2	3	4	5	6	TOT	PLAYER	HR	RBI
Aguilar	5	1	0	0	6	Aguilar	2	1	0	0	0	3	Aguilar	1	2
Allen	5	4	1	0	10	Allen	1	1	0	1	0	3	Allen	1	3
Bleday	9	0	0	0	9	Bleday	4	2	0	0	0	6	Bleday	4	7
Bride	3	0	0	0	3	Bride	1	0	0	0	0	1	Bride	0	1
Brown	12	4	0	0	16	Brown	13	1	1	0	0	15	Brown	5	11
Butler	6	0	0	0	6	Butler	2	1	0	0	0	3	Butler	1	2
Capel	4	0	0	0	4	Díaz, A.	1	1	0	0	0	2	Capel	0	2
Díaz, A.	15	1	0	0	16	Díaz, J.	5	0	1	0	0	6	Díaz, A.	1	7
Díaz, J.	8	4	0	0	12	Gelof	7	1	0	0	0	8	Díaz, J.	3	5
Gelof	16	2	2	0	20	Kemp	2	0	0	0	0	2	Gelof	4	5
Kemp	16	3	0	0	19	Langeliers	11	6	1	0	0	18	Kemp	0	4
Langeliers	19	2	0	0	21	Laureano	5	1	0	0	0	6	Langeliers	6	10
Laureano	10	0	0	0	10	Noda	6	4	1	0	0	11	Laureano	1	5
Noda	16	3	0	0	19	Perez	3	0	0	0	0	3	Noda	3	10
Perez	2	3	0	0	5	Peterson	5	1	0	1	0	7	Perez	2	4
Peterson	10	0	0	1	11	Rooker	11	6	0	1	0	18	Peterson	0	8
Piña	1	0	0	0	1	Ruiz	11	0	1	0	0	12	Rooker	8	16
Rooker	23	5	0	0	28	Smith	0	2	0	0	0	2	Ruiz	3	15
Ruiz	21	5	0	0	26	Thomas	1	0	0	0	0	1	Soderstrom	0	1
Smith	4	0	0	0	4								Thomas	1	1
Soderstrom	2	0	0	0	2										
Thomas	2	0	0	0	2										
Wade	3	0	0	0	3										

PLAYER TRANSACTIONS

- Mar. 5 Luis Medina and Cal Stevenson optioned to Las Vegas
- Mar. 10 Adrián Martínez optioned to Las Vegas
- Mar. 12 JJ Bleday, Jonah Bride, Jordan Diaz, Dérmis Garcia and Hogan Harris optioned to Las Vegas; Lawrence Butler optioned to Midland
- Mar. 26 Jeurys Familia agrees to terms on a one-year contract; Kirby Sneed placed on the 60-day injured list (strained left shoulder)
- Mar. 29 Acquired Billy Sullivan from the Philadelphia Phillies for Cristian Pache
- Mar. 30 Adrián Martínez recalled from Las Vegas; Carlos Pérez selected from Las Vegas; Chad Smith and Kevin Smith optioned to Las Vegas; Paul Blackburn (right middle finger-nail avulsion), Drew Rucinski (strained left hamstring) and Freddy Tarnok (strained right shoulder) placed on the 15-day injured list retroactive to March 27; Manny Piña (sprained left wrist) placed on the 10-day injured list retroactive to March 27

OPENING DAY ROSTER

- Pitchers (13):** Domingo Acevedo, Jeurys Familia, Shintaro Fujinami, Zach Jackson, Dany Jiménez, James Kaprielian, Adrián Martínez, Trevor May, Sam Moll, Kyle Muller, Adam Oller, JP Sears, Ken Waldichuk
- Catchers (2):** Shea Langeliers, Carlos Perez
- Infielders (6):** Jesús Aguilar, Nick Allen, Aledmys Díaz, Tony Kemp, Ryan Noda, Jace Peterson
- Outfielders (5):** Seth Brown, Conner Capel, Ramón Laureano, Brent Rooker, Esteyru Ruiz

- April 7 Paul Blackburn sent to Stockton on a rehab assignment
- April 10 Kevin Smith recalled from Las Vegas; Seth Brown placed on the 10-day injured list retroactive to April 9 (strained left oblique)
- April 11 Paul Blackburn transferred to Las Vegas on rehab
- April 12 Chad Smith recalled from Las Vegas; Domingo Acevedo placed on the 15-day injured list retroactive to April 11 (left back strain); Drew Rucinski sent to Las Vegas on a rehab assignment
- April 13 Richard Lovelady claimed off waivers from Atlanta and optioned to Las Vegas; Freddy Tarnok transferred to the 60-day injured list
- April 14 Hogan Harris recalled from Las Vegas; Tyler Wade selected from Las Vegas; Adam Oller and Nick Allen optioned to Las Vegas; Cal Stevenson designated for assignment
- April 15 Richard Lovelady recalled from Las Vegas; Hogan Harris optioned to Las Vegas
- April 18 Dany Jiménez placed on the 15-day injured list retroactive to April 17 (strained

- right shoulder); Adam Oller recalled from Las Vegas
- April 19 Ramón Laureano placed on the 10-day injured list retroactive to April 17 (strained left groin); Trevor May placed on the 15-day injured list (issues related to anxiety); Mason Miller selected from Las Vegas; Jordan Diaz recalled from Las Vegas; Dany Jiménez transferred to the 60-day injured list; Cal Stevenson traded to the San Francisco Giants for cash considerations
- April 20 Domingo Acevedo sent to Las Vegas on a rehab assignment
- April 21 Manny Piña sent to Stockton on a rehab assignment
- April 23 Sam Long acquired from the San Francisco Giants for cash considerations
- April 24 Adrián Martínez placed on the 15-day injured list retroactive to April 23 (strained right elbow); Dérmis Garcia designated for assignment
- April 25 Luis Medina recalled from Las Vegas; James Kaprielian optioned to Las Vegas; Manny Piña rehab assignment transferred to Las Vegas
- April 26 Dérmis Garcia outrighted to Las Vegas
- April 27 Domingo Acevedo reinstated from the injured list; Luis Medina optioned to Las Vegas; Ramón Laureano sent to Las Vegas on a rehab assignment
- April 28 Drew Rucinski reinstated from the injured list; Chad Smith optioned to Las Vegas; Paul Blackburn returned from rehab
- April 29 Ramón Laureano reinstated from the injured list; Tyler Wade designated for assignment
- May 1 Tyler Wade outrighted to Las Vegas
- May 2 Aledmys Díaz placed on the 10-day injured list retroactive to April 30 (strained left hamstring); Nick Allen recalled from Las Vegas; Trevor May sent to Las Vegas on a rehab assignment
- May 3 JJ Bleday recalled from Las Vegas; Conner Capel optioned to Las Vegas; Trevor May and Manny Piña returned from rehab assignment
- May 4 Rico Garcia, Spencer Patton and Austin Pruitt selected from Las Vegas; Domingo Acevedo and Jeurys Familia designated for assignment; Adam Oller optioned to Las Vegas
- May 6 Domingo Acevedo outrighted to Las Vegas; Jeurys Familia released
- May 9 Adrián Martínez assigned to Las Vegas on a rehab assignment
- May 11 Luis Medina recalled from Las Vegas; Zach Neal selected from Las Vegas; Mason Miller placed on the 15-day injured list retroactive to May 8 (tightness in right forearm); Rico Garcia optioned to Las Vegas; Manny Piña transferred to the 60-day injured list

May 13 James Kaprielian recalled from Las Vegas; Spencer Patton designated for assignment; Seth Brown sent to Las Vegas on a rehab assignment

May 14 Aledmys Diaz reinstated from the injured list; Garrett Acton selected from Las Vegas; James Kaprielian and Kevin Smith optioned to Las Vegas; Paul Blackburn sent to Las Vegas on a rehab assignment

May 15 Adrián Martínez reinstated from the injured list; Zach Neal optioned to Las Vegas; Spencer Patton outrighted to Las Vegas

May 16 Trevor May sent to Las Vegas on a rehab assignment

May 17 Seth Brown rehab assignment transferred to Stockton

May 19 Lucas Erceg selected from Las Vegas; Zach Jackson placed on the 15-day injured list retroactive to May 17 (right flexor tendon strain); Zach Neal designated for assignment

May 20 James Kaprielian recalled from Las Vegas; Drew Rucinski placed on 15-day injured list retroactive to May 17 (stomach illness); Zach Neal outrighted to Las Vegas

May 22 Seth Brown reinstated from the injured list; Jordan Diaz optioned to Las Vegas

May 23 Trevor May reinstated from the injured list; Kyle Muller optioned to Las Vegas

May 27 Hogan Harris recalled from Las Vegas; Adrián Martínez optioned to Las Vegas

May 29 Paul Blackburn reinstated from the injured list; Jonah Bride recalled from Las Vegas; Garrett Acton optioned to Las Vegas; Jesús Aguilar designated for assignment

June 4 Jesús Aguilar released

June 6 Kevin Smith recalled from Las Vegas; Nick Allen optioned to Las Vegas; Kirby Snead sent to ACL A's on a rehab assignment

June 9 Freddy Tarnok sent to ACL A's on a rehab assignment

June 14 Kirby Snead rehab assignment transferred to Las Vegas

June 15 Freddy Tarnok rehab assignment transferred to Las Vegas

June 16 Richard Lovelady placed on the 15-day injured list (strained left elbow); Chad Smith recalled from Las Vegas

June 17 Kevin Smith placed on the 10-day injured list retroactive to June 16 (strained back); Tyler Wade selected from Las Vegas

June 20 Yacksel Ríos selected from Las Vegas; Chad Smith optioned to Las Vegas; Drew Rucinski transferred to 60-day injured list

June 21 Angel Felipe claimed off waivers from San Diego and optioned to Las Vegas; Zach Jackson transferred to the 60-day injured list

June 23 Ramón Laureano placed on 10-day injured list retroactive to June 22 (fractured right hand); Conner Capel recalled from Las Vegas

June 30 Jordan Diaz and Rico Garcia recalled from Las Vegas; Kirby Snead reinstated from the injured list; James Kaprielian placed on the 15-day injured list retroactive to June 27 (strained right shoulder); Yacksel Ríos placed on the 15-day injured list retroactive to June 29 (Raynaud's Syndrome); Jonah Bride optioned to Las Vegas; Mason Miller transferred to the 60-day injured list; Manny Piña and Richard Lovelady sent to Stockton on a rehab assignment

A'S STARTS IN THE BATTING ORDER, 2023

PLAYER	1	2	3	4	5	6	7	8	9
Aguilar	-	-	5	13	7	3	1	-	-
Allen	1	-	-	-	-	-	-	19	73
Bleday	3	10	13	9	18	8	9	3	-
Bride	3	1	-	-	3	6	9	6	2
Brown	-	1	27	54	5	2	-	2	1
Butler	2	-	-	-	-	10	13	4	4
Capel	-	2	-	-	4	2	7	3	4
Díaz, A	-	5	10	9	19	16	15	6	3
Díaz, J	-	10	4	3	15	24	14	8	2
Gelof	5	53	8	-	-	2	1	-	-
Kemp	46	4	-	-	9	3	6	19	12
Langeliers	-	-	-	7	20	20	38	32	7
Laureano	-	4	8	16	7	21	3	-	-
Noda	21	55	20	-	3	4	3	2	-
Perez	-	2	7	5	13	7	10	2	1
Peterson	-	6	-	4	18	15	16	19	-
Piña	-	-	-	-	-	-	2	1	1
Rooker	-	9	60	41	10	2	1	-	-
Ruiz	80	-	-	-	-	-	1	3	30
Smith	-	-	-	-	-	6	5	13	12
Soderstrom	-	-	-	-	7	8	7	11	3
Thomas	1	-	-	1	4	3	-	2	1
Wade	-	-	-	-	-	-	1	7	6

July 1	Kyle Muller recalled from Las Vegas; Kirby Snead optioned to Las Vegas		rick; Manny Piña reinstated from the injured list and designated for assignment
July 2	Richard Lovelady reinstated from the injured list; Kyle Muller optioned to Las Vegas; Manny Piña rehab assignment transferred to Las Vegas	Aug. 1	Kirby Snead recalled from Las Vegas; Tyler Wade selected from Las Vegas; Zach Jackson returned from rehab
July 4	Manny Piña reinstated from the injured list; Nick Allen recalled from Las Vegas; Carlos Pérez placed on the 10-day injured list retroactive to July 2 (fractured left thumb); Conner Capel optioned to Las Vegas; Chad Smith designated for assignment	Aug. 3	Jonah Bride recalled from Las Vegas; Zach Neal selected from Las Vegas; Hogan Harris optioned to Las Vegas; Tyler Wade designated for assignment
July 6	Chad Smith outrighted to Las Vegas	Aug. 5	Dany Jiménez and Esteury Ruiz reinstated from the injured list; Ramón Laureano designated for assignment; Tayler Scott optioned to Las Vegas; Kevin Smith reinstated from the injured list and optioned to Las Vegas; Tyler Wade outrighted to Las Vegas; Manny Piña released
July 7	Angel Felipe recalled from Las Vegas; Cody Thomas selected from Las Vegas; Esteury Ruiz placed on 10-day injured list retroactive to July 6 (right shoulder subluxation); Rico Garcia optioned to Las Vegas and designated for assignment	Aug. 7	Ramón Laureano claimed off waivers by Cleveland
July 8	Freddy Tarnok reinstated from the 60-day injured list and optioned to Las Vegas; Yacksel Rios transferred to the 60-day injured list	Aug. 8	Adrián Martínez recalled from Las Vegas; Dany Jiménez optioned to Las Vegas; Spenser Watkins claimed off waivers from Houston and optioned to Las Vegas; Carlos Pérez sent to Las Vegas on a rehab assignment
July 10	Rico Garcia outrighted to Las Vegas and elected free agency	Aug. 11	Lawrence Butler recalled from Las Vegas; Tony Kemp placed on paternity list
July 12	Adam Oller claimed off waivers by the Seattle Mariners	Aug. 12	Francisco Perez selected from Las Vegas; Sam Long optioned to Las Vegas
July 14	Freddy Tarnok recalled from Las Vegas; Zack Gelof and Tyler Soderstrom selected from Las Vegas; Richard Lovelady placed on the 15-day injured list retroactive to July 11 (strained left forearm); Manny Piña placed on the 10-day injured list retroactive to July 11 (left wrist contusion); Tyler Wade outrighted to Las Vegas	Aug. 14	Tony Kemp reinstated from the paternity list; Spenser Watkins recalled from Las Vegas; Freddy Tarnok placed on the 15-day injured list retroactive to Aug. 11 (strained right calf); Cody Thomas optioned to Las Vegas
July 18	Ramón Laureano sent to Las Vegas on a rehab assignment	Aug. 15	Carlos Pérez reinstated from the injured list; Tayler Scott recalled from Las Vegas; JJ Bleday placed on the 10-day injured list retroactive to Aug. 14 (sprained left knee); Angel Felipe placed on 15-day injured list (strained right elbow); Ryan Noda sent to Las Vegas on a rehab assignment
July 19	Tayler Scott claimed off waivers from the Boston Red Sox; Garrett Acton released; Shintaro Fujinami traded to the Baltimore Orioles for minor league pitcher Easton Lucas; Dany Jiménez sent to Las Vegas on a rehab assignment	Aug. 16	Kyle Muller recalled from Las Vegas; Spenser Watkins optioned to Las Vegas; Mason Miller sent to Stockton on a rehab assignment
July 20	Ryan Noda placed on the 10-day injured list retroactive to July 19 (fractured mandible); Jonah Bride recalled from Las Vegas	Aug. 20	Austin Pruitt placed on the 15-day injured list retroactive to Aug. 17 (strained right forearm); Dany Jiménez recalled from Las Vegas
July 22	Angel Felipe placed on the paternity list; Chad Smith selected from Las Vegas	Aug. 21	Ryan Noda reinstated from the 10-day injured list; Spencer Patton selected from Las Vegas; Luis Medina placed on the 15-day injured list retroactive to Aug. 19 (blister on right index finger); Tyler Soderstrom optioned to Las Vegas; James Kaprielian transferred to the 60-day injured list
July 23	Manny Piña sent to Stockton on a rehab assignment	Aug. 22	Hogan Harris recalled from Las Vegas; Tayler Scott optioned to Las Vegas
July 24	Jonah Bride optioned to Las Vegas	Aug. 23	Sean Newcomb selected from Las Vegas; Hogan Harris optioned to Las Vegas; Richard Lovelady transferred to the 60-day injured list; Mason Miller rehab assignment transferred to Las Vegas
July 25	Ramón Laureano reinstated from the 10-day injured list; Angel Felipe reinstated from the paternity list; Chad Smith optioned to Las Vegas; Manny Piña transferred to Las Vegas on rehab	Aug. 30	Conner Capel, Cody Thomas and Spenser Watkins outrighted to Las Vegas; Luis Me-
July 26	Zach Jackson sent to Stockton on a rehab assignment		
July 27	Kevin Smith sent to Las Vegas on a rehab assignment		
July 28	Esteury Ruiz sent to Las Vegas on a rehab assignment		
July 31	Sam Moll traded to the Cincinnati Reds for minor league pitcher Joe Boyle; Jace Peterson traded to the Arizona Diamondbacks for minor league pitcher Chad Pat-		

	dina sent to Las Vegas on a rehab assignment	Oct. 12	James Kaprielian reinstated from the injured list and outrighted to Las Vegas; Sam Long and Carlos Pérez outrighted to Las Vegas
Sept. 1	Sam Long and Tyler Soderstrom recalled from Las Vegas	Oct. 16	Zach Jackson, Drew Rucinski and Freddy Tarnok reinstated from the injured list
Sept. 2	Devin Sweet claimed off waivers from the Seattle Mariners and optioned to Las Vegas	Oct. 24	Anthony Kay claimed off waivers from the New York Mets
Sept. 4	Luis Medina reinstated from the injured list; Kirby Sneed optioned to Las Vegas	Oct. 25	Buddy Kennedy claimed off waivers by the St. Louis Cardinals; Kirby Sneed outrighted to Las Vegas
Sept. 5	Lawrence Butler placed on the bereavement list; Kevin Smith recalled from Las Vegas	Nov. 2	Drew Rucinski contract option not exercised; Tony Kemp, Trevor May and Drew Rucinski elected free agency
Sept. 6	Mason Miller reinstated from the injured list; Devin Sweet recalled from Las Vegas; Easton Lucas selected from Las Vegas; Sam Long and Zach Neal optioned to Las Vegas; Spencer Patton designated for assignment	Nov. 3	Lazaro Armenteros selected from Midland
Sept. 8	Lawrence Butler reinstated from the bereavement list; Jonah Bride optioned to Las Vegas; Spencer Patton outrighted to Las Vegas	Nov. 6	Miguel Andujar claimed off waivers from the Pittsburgh Pirates; Sean Newcomb reinstated from the injured list; Anthony Kay, Easton Lucas, Taylor Scott and Chad Smith outrighted to Las Vegas
Sept. 9	Buddy Kennedy claimed off waivers from the Arizona Diamondbacks and optioned to Las Vegas	Nov. 14	Darell Hernaiz selected from Las Vegas; Brady Basso and Royber Salinas selected from Midland
Sept. 17	Joe Boyle selected from Las Vegas; Sean Newcomb placed on the 15-day injured list retroactive to Sept. 16 (strained left knee); Freddy Tarnok transferred to the 60-day injured list	Nov. 15	Abraham Toro acquired from the Milwaukee Brewers for minor league pitcher Chad Patrick
Sept. 19	Austin Pruitt sent to Las Vegas on a rehab assignment	Nov. 17	Michael Kelly claimed off waivers from the Cleveland Guardians; Kevin Smith contract non-tender
Sept. 20	Joey Estes selected from Las Vegas; Devin Sweet optioned to Las Vegas; Sean Newcomb transferred to the 60-day injured list	Nov. 21	Osvaldo Bidos agrees to terms on a one-year contract
Sept. 22	Zach Neal recalled from Las Vegas; Easton Lucas optioned to Las Vegas; JJ Bleday sent to Las Vegas on a rehab assignment	Dec. 6	Mitch Spence selected in Rule 5 draft
Sept. 26	JJ Bleday reinstated from the injured list; Kevin Smith optioned to Las Vegas	Dec. 18	Devin Sweet claimed off waivers by the San Francisco Giants
Oct. 2	Angel Felipe and Austin Pruitt reinstated from the injured list	Dec. 19	Free agent Trevor Gott agrees to terms on a one-year contract
Oct. 4	Richard Lovelady and Yacksel Rios reinstated from the injured list and outrighted to Las Vegas; Zach Neal and Austin Pruitt outrighted to Las Vegas	Feb. 2	Ross Stripling and cash acquired from the San Francisco Giants for minor league outfielder Jonah Cox; free agent Alex Wood agrees to terms on a one-year contract; Francisco Perez outrighted to Las Vegas; Jonah Bride designated for assignment
		Feb. 6	Jonah Bride traded to the Miami Marlins for cash considerations

A'S 2023 AT A GLANCE

Season High.....	1-0 (March 30)	Series Sweeps.....	3-19	Commit No Errors.....	27-63
Season Low.....	62 (3 times, last: 50-112 on Oct. 1)	First Game of Series.....	18-34	Commit 1 or More Errors.....	23-49
March.....	1-0	Last Game of Series.....	10-42	More HR Than Opp.....	33-20
April.....	5-23	A's Score First.....	31-33	Fewer HR Than Opp.....	5-66
May.....	6-23	Opponent Scores First.....	19-79	Same Total HR of Opp.....	12-26
June.....	10-16	Leading After 7th.....	36-7	Starter Pitches 7 or More.....	3-4
July.....	8-15	Leading After 8th.....	38-4	Starter Pitches Less Than 7.....	47-108
August.....	9-18	Tied After 7th.....	10-17	When Scoring 4 or More.....	38-27
September.....	11-16	Tied After 8th.....	11-10	When Scoring Less Than 4.....	12-85
October.....	0-1	Trailing After 7th.....	4-88	Last At Bat.....	15-23
Home Series.....	6-18-2	Trailing After 8th.....	1-98	Replay Challenges.....	23-25
Road Series.....	6-19-1				

FINAL SPRING TRAINING STATISTICS

BATTING

PLAYER	AVG	G	AB	R	H	TB	2B	3B	HR	RBI	SH	SF	HP	BB	IBB	SO	SB	CS	DP	E	OBP	SLG	OPS
Aguilar, J	.262	16	42	7	11	20	3	0	2	9	0	0	1	6	0	5	0	0	1	0	.367	.476	.843
Allen, N	.257	16	35	8	9	13	2	1	0	2	0	1	1	7	0	9	4	0	1	1	.386	.371	.757
Beck, A	.000	1	1	0	0	0	0	0	0	0	0	0	0	1	0	0	0	0	0	0	0.500	.000	.500
Beltran, N	.000	2	1	0	0	0	0	0	0	0	0	0	0	1	0	0	0	0	0	0	0.500	.000	.500
Bleday, J	.258	12	31	9	8	12	1	0	1	1	0	0	1	4	0	12	2	0	0	0	.361	.387	.748
Boite, H	1.000	1	1	0	1	1	0	0	0	0	0	0	0	0	0	0	0	0	0	0	01.000	1.000	2.000
Bowman, C	.000	3	4	0	0	0	0	0	0	1	0	0	0	0	0	2	0	0	0	0	.000	.000	.000
Bride, J	.200	11	20	4	4	7	0	0	1	2	0	0	1	4	0	4	0	0	0	0	.360	.350	.710
Brooks, T	.222	14	18	1	4	7	0	0	1	4	0	0	0	1	0	3	0	0	1	0	.263	.389	.652
Brown, S	.250	15	40	7	10	15	2	0	1	4	0	0	1	3	0	10	1	0	2	0	.318	.375	.693
Buelvas, B	.333	2	3	0	1	2	1	0	0	0	0	0	0	0	0	1	0	0	0	0	.333	.667	1.000
Butler, L	.478	12	23	7	11	20	4	1	1	10	0	0	0	4	0	4	2	0	0	0	.556	.870	1.426
Campos, A	.000	1	0	1	0	0	0	0	0	0	0	0	0	0	0	0	0	0	0	0	.000	.000	.000
Capel, C	.250	20	40	9	10	18	2	0	2	4	0	0	0	13	0	8	5	0	1	0	.434	.450	.884
Clarke, D	.500	12	14	6	7	10	1	1	0	3	0	0	2	5	0	4	3	0	0	0	.667	.714	1.381
Clement, E	.182	5	11	2	2	2	0	0	0	0	0	0	0	1	0	1	1	0	0	0	.250	.182	.432
Cooke, B	.000	1	1	0	0	0	0	0	0	0	0	0	0	0	0	1	0	0	0	0	.000	.000	.000
Cron, K	.143	7	14	3	2	8	0	0	2	6	0	0	1	0	0	3	0	0	0	1	.200	.571	.771
Davidson, L	.000	6	9	0	0	0	0	0	0	0	0	0	0	1	0	5	0	1	0	0	0.100	.000	.100
Deichmann, G	.000	5	4	1	0	0	0	0	0	0	0	0	0	2	0	1	0	0	0	0	.333	.000	.333
Diaz, A	.273	16	44	3	12	14	2	0	0	5	0	1	0	5	0	10	0	0	1	2	.340	.318	.658
Diaz, J	.389	7	18	1	7	9	2	0	0	3	0	0	0	1	0	5	0	0	2	0	.421	.500	.921
Eierman, J	.000	2	3	0	0	0	0	0	0	0	0	0	0	0	0	2	0	0	0	0	.000	.000	.000
Escorche, J	.000	3	2	1	0	0	0	0	0	0	0	0	0	0	0	1	0	0	0	0	.000	.000	.000
Garcia, D	.148	14	27	1	4	7	0	0	1	3	0	1	1	1	0	11	0	0	2	0	.200	.259	.459
Gelof, Z	.320	11	25	4	8	10	2	0	0	1	0	0	1	3	0	7	1	0	0	0	.414	.400	.814
Guldberg, M	.400	6	5	1	2	3	1	0	0	0	0	0	1	1	0	0	0	0	1	0	.571	.600	1.171
Harris, B	.000	2	1	1	0	0	0	0	0	0	0	0	0	1	0	0	0	0	1	0	.500	.000	.500
Hernaiz, D	.750	4	4	1	3	4	1	0	0	0	0	0	0	0	0	0	0	0	0	0	.750	1.000	1.750
Kemp, T	.233	17	43	7	10	12	2	0	0	6	0	1	1	8	0	8	2	0	1	0	.358	.279	.637
Langeliers, S	.244	18	45	10	11	23	4	1	2	6	0	0	1	5	0	15	1	0	1	2	.333	.511	.844
Laureano, R	.239	18	46	4	11	15	1	0	1	6	0	0	0	7	0	11	1	0	1	1	.340	.326	.666
McCann, K	.174	17	23	1	4	7	3	0	0	1	0	0	2	4	0	8	0	0	1	1	.345	.304	.649
McDonald, M	.000	1	1	0	0	0	0	0	0	0	0	0	0	0	0	1	0	0	0	0	.000	.000	.000
Muncy, M	.200	8	15	0	3	4	1	0	0	1	0	0	0	0	0	6	0	0	0	0	.200	.267	.467
Noda, R	.208	25	53	10	11	17	3	0	1	6	0	2	3	11	0	26	2	0	0	2	.362	.321	.683
Pache, C	.302	21	43	3	13	18	1	2	0	8	0	0	0	4	0	8	1	0	3	0	.362	.419	.781
Pérez, C	.444	5	9	1	4	8	1	0	1	4	0	0	0	0	0	1	0	0	1	0	.444	.889	1.333
Peterson, J	.289	18	38	7	11	20	3	0	2	6	0	0	1	10	0	12	1	0	1	2	.449	.526	.975
Piña, M	.000	1	1	0	0	0	0	0	0	1	0	0	0	1	0	0	0	0	0	0	.500	.000	.500
Pineda, P	.000	1	1	0	0	0	0	0	0	0	0	0	0	0	0	1	0	0	0	0	.000	.000	.000
Pozo, Y	.200	9	15	2	3	5	2	0	0	0	0	0	1	0	0	2	0	0	0	1	.250	.333	.583
Reyes, P	.200	22	35	5	7	15	2	0	2	4	0	0	0	4	0	5	0	0	4	1	.282	.429	.711
Rooker, B	.308	20	39	10	12	17	5	0	0	3	0	0	1	11	0	17	1	1	0	0	.471	.436	.907
Ruiz, E	.326	19	46	11	15	24	3	0	2	17	1	2	1	7	0	4	6	1	3	0	.411	.522	.933
Schuemann, M	.333	3	3	0	1	1	0	0	0	0	0	0	0	0	0	1	0	0	0	0	.333	.333	.666
Simoneit, W	1.000	1	1	0	1	1	0	0	0	1	0	0	0	0	0	0	0	0	0	0	01.000	1.000	2.000
Smith, K	.395	21	43	9	17	26	3	0	2	15	1	0	1	5	0	16	1	1	0	2	.469	.605	1.074
Soderstrom, T	.265	17	34	4	9	17	3	1	1	3	0	0	1	2	0	5	0	0	1	1	.324	.500	.824
Stevenson, C	.250	7	12	0	3	3	0	0	0	2	0	0	0	2	0	3	0	0	0	1	.357	.250	.607
Supak, T	.000	4	0	0	0	0	0	0	0	0	0	0	0	0	0	0	0	0	0	0	.000	.000	.000
Susac, D	.167	4	6	1	1	2	1	0	0	0	0	0	0	0	0	4	0	0	0	0	.167	.333	.500
Swift, D	.000	1	1	0	0	0	0	0	0	0	0	0	0	0	0	1	0	0	0	0	1.000	.000	.000
Thomas, C	.136	10	22	2	3	8	0	1	1	4	0	0	1	1	0	8	0	1	1	0	.208	.364	.572
Uhl, C	.000	2	1	0	0	0	0	0	0	0	0	0	0	0	0	0	0	0	0	0	.000	.000	.000
Wade, T	.275	25	40	6	11	15	2	1	0	4	0	0	1	6	0	8	5	1	1	1	.383	.375	.758
OAKLAND	.262	31	1057	171	277	440	64	9	27	156	2	8	26	153	0	280	40	6	32	23	.367	.416	.783
OPPONENTS	.283	31	1076	209	305	500	63	6	40	192	3	13	14	171	0	280	30	11	20		.385	.465	.850

PITCHING

PLAYER	W	L	ERA	G	GS	CG	GF	SHO	SV	IP	H	R	ER	HR	HB	BB	IBB	SO	WP	BK	AVG
Acevedo, D	0	0	0.96	9	0	0	0	0	0	9.1	6	2	1	0	0	4	0	9	0	0	.188
Acton, G	0	1	3.38	5	0	0	3	0	0	5.1	4	2	2	0	0	4	0	8	0	0	.211
Beers, B	0	0	0.00	1	0	0	1	0	0	1.0	0	0	0	0	0	0	0	0	0	0	.000
Blackburn, P	0	1	16.62	2	2	0	0	0	0	4.1	9	8	8	1	0	2	0	5	2	0	.391
Breault, H	0	1	13.50	2	0	0	2	0	0	2.0	4	3	3	0	0	2	0	1	0	0	.400
Briggs, A	0	0	0.00	3	0	0	0	0	0	1.2	0	0	0	0	1	3	0	0	1	0	.000
Cohen, C	1	0	0.00	5	0	0	1	0	0	1.2	1	0	0	0	0	3	0	0	1	0	.167
Coker, C	0	0	0.00	5	0	0	5	0	2	4.1	3	0	0	0	0	0	0	6	0	0	.176
Conley, B	0	0	0.00	4	0	0	0	0	0	2.2	1	0	0	0	0	0	0	3	0	0	.111
Cushing, J	0	0	108.00	1	0	0	0	0	0	0.1	3	4	4	1	1	2	0	0	1	0	.750
Cusick, R	0	0	0.00	1	0	0	0	0	0	1.2	1	0	0	0	0	1	0	2	1	0	.167
Danielak, M	0	0	0.00	1	0	0	0	0	0	0.1	0	0	0	0	0	0	0	1	0	0	.000
Del Rosario, J	0	0	13.50	1	0	0	0	0	0	2.2	4	4	4	0	1	3	0	4	1	0	.400
Dunshhee, P	0	0	9.00	2	0	0	1	0	0	2.0	1	4	2	0	1	3	0	1	2	0	.143
Familia, J	0	0	0.00	1	0	0	0	0	0	1.0	2	1	0	0	0	0	0	2	0	0	.333
(Total)	1	0	1.17	9	0	0	0	0	0	7.2	6	2	1	1	1	2	0	8	0	0	.200
Fishman, J	0	0	7.36	5	0	0	0	0	0	3.2	7	3	3	0	0	3	0	5	0	0	.389
Fujinami, S	3	0	3.86	5	5	0	0	0	0	18.2	7	8	8	0	1	17	0	20	6	0	.121
Garcia, R	0	1	2.08	9	0	0	3	0	1	8.2	11	2	2	0	0	7	0	12	2	0	.314
Ginn, J	1	0	0.00	1	0	0	0	0	0	3.0	1	0	0	0	0	0	0	1	0	0	.100
Hall, C	0	0	13.50	3	0	0	1	0	0	2.0	2	3	3	0	0	3	0	1	0	0	.333
Harris, H	0	0	11.57	3	0	0	1	0	0	4.2	6	6	6	0	0	5	0	2	0	0	.353
Howard, B	0	0	0.00	1	0	0	1	0	0	2.0	0	0	0	0	0	0	0	4	0	0	.000
Jackson, Z	1	0	6.23	9	0	0	1	0	0	8.2	8	6	6	2	0	11	0	7	3	0	.258
Jiménez, D	0	0	5.00	9	0	0	1	0	0	9.0	8	5	5	2	1	6	0	5	0	0	.242
Juan, J	0	0	48.60	3	0	0	0	0	0	1.2	4	9	9	2	0	6	0	4	0	0	.500
Kaprielian, J	2	1	2.81	4	4	0	0	0	0	16.0	15	5	5	1	1	9	0	19	0	0	.250
Kubo, T	0	0	54.00	2	0	0	0	0	0	1.0	5	6	6	0	0	3	0	1	1	0	.625
Long, N	0	1	0.00	4	0	0	3	0	0	2.1	2	1	0	0	0	0	0	3	0	0	.200
Martinez, A	0	1	0.00	2	1	0	0	0	0	4.0	3	3	0	0	0	1	0	3	2	0	.200
May, T	0	0	12.79	7	0	0	0	0	0	6.1	6	9	9	1	0	5	0	13	0	0	.240
Medina, L	0	0	5.40	3	0	0	1	0	1	5.0	5	3	3	1	0	4	0	5	1	0	.263
Miller, M	0	1	13.50	1	1	0	0	0	0	2.0	2	3	3	1	0	0	0	5	1	0	.222
Moll, S	0	0	5.63	8	0	0	0	0	0	8.0	10	5	5	2	1	5	0	10	3	0	.323
Muller, K	1	3	6.50	5	4	0	0	0	0	18.0	30	18	13	3	1	4	0	15	1	0	.370
Oller, A	0	0	4.50	6	3	0	1	0	0	16.0	16	8	8	2	0	10	0	20	0	0	.254
Pruitt, A	0	0	3.60	4	0	0	0	0	0	5.0	8	4	2	1	0	0	0	4	0	0	.364
Rucinski, D	0	1	6.97	3	3	0	0	0	0	10.1	14	8	8	3	0	3	0	7	0	0	.326
Ruiz, N	0	0	27.00	3	0	0	0	0	0	2.2	8	8	8	1	1	4	0	2	1	0	.533
Sears, J	0	1	5.19	5	4	0	0	0	0	17.1	21	12	10	4	0	4	0	18	0	0	.304
Smith, C	0	0	3.12	9	0	0	1	0	0	8.2	4	3	3	0	1	5	0	9	2	0	.133
Snead, K	1	0	18.00	1	0	0	0	0	0	1.0	3	2	2	0	0	1	0	0	1	0	.500
Steckenrider, D	0	0	6.17	11	0	0	2	0	0	11.2	16	8	8	3	0	4	0	11	1	0	.340
Supak, T	0	0	12.00	3	0	0	1	0	0	3.0	6	4	4	3	0	0	0	3	0	0	.400
Tarnok, F	0	0	1.80	2	0	0	0	0	0	5.0	4	1	1	0	0	2	0	3	0	0	.222
Tomioaka, S	0	0	27.00	1	0	0	1	0	0	1.0	3	3	3	0	0	1	0	3	0	0	.500
Waldichuk, K	0	4	10.54	5	4	0	0	0	0	13.2	19	16	16	4	0	12	0	13	1	0	.328
Wieland, J	1	0	7.20	3	0	0	0	0	0	5.0	8	4	4	2	1	1	0	5	0	0	.348
Williams, G	0	0	6.75	8	0	0	0	0	0	6.2	4	5	5	0	2	8	0	5	1	0	.174
OAKLAND	11	17	6.35	31	31	0	31	1	4	272.0	305	209	192	40	14	171	0	280	36	0	.283
OPPONENTS	17	11	5.09	31	31	0	31	2	7	274.0	277	171	155	27	26	153	0	280	27	4	.262

SPRING TRAINING RESULTS

DATE	OPPONENT	SCORE	RECORD	WINNER	LOSER	ATTEND.	HOME CUM.
Feb. 25	Arizona	W, 12-7	1-0	Snead	Grammes	6,141	6,141
Feb. 26	at Milwaukee	W, 11-4	2-0	Muller	Junk	2,885	
Feb. 27	Colorado	L, 3-7	2-1	Lambert	Rucinski	2,361	8,502
Feb. 28	Los Angeles (AL)	L, 5-11	2-2	Ingram	Waldichuk	3,808	12,310
Mar. 1	at Cincinnati	T, 14-14	2-2-1	—	—	1,756	
Mar. 2	at Chicago (NL)	L, 1-6	2-3-1	Stroman	Sears	9,374	
Mar. 3	Kansas City	L, 4-6	2-4-1	Keller	Muller	4,302	16,612
Mar. 4	Cleveland	T, 4-4	—	—	—	5,122	21,734
	vs. Cincinnati at L.V.	L, 9-10	2-5-2	Kuhnel	Acton	8,805	
Mar. 5	at San Diego	L, 3-10	—	Garcia	Martinez	5,793	
	vs. Cincinnati at L.V.	L, 4-12	2-7-2	Lodolo	Blackburn	8,024	
Mar. 6	OFF DAY						
Mar. 7	at Arizona	W, 9-3	3-7-2	Fujinami	Gallen	7,147	
Mar. 8	Colombia (exhib.)	L, 2-3	—	Zuniga	Tarnok	2,012	
Mar. 9	Los Angeles (NL)	W, 1-0	4-7-2	Jackson	Gonzalez	5,308	27,042
Mar. 10	Texas	W, 12-11	5-7-2	Cohen	Latz	5,131	32,173
Mar. 11	at Cleveland	L, 2-4	5-8-2	Civale	Waldichuk	5,007	
Mar. 12	San Diego	W, 8-6	—	Wieland	Morejon	7,340	39,513
	at San Francisco	L, 3-4	6-9-2	Beck	Garcia	7,724	
Mar. 13	at Colorado	W, 8-7	7-9-2	Fujinami	Allen	7,601	
Mar. 14	at Chicago (AL)	L, 4-5	7-10-2	Morin	Long	4,298	
Mar. 15	Seattle	CCD, Rain					
Mar. 16	at Kansas City	L, 0-2	7-11-2	Weiss	Waldichuk	6,098	
Mar. 17	San Francisco	W, 7-2	8-11-2	Kaprielian	Stripling	10,190	49,703
Mar. 18	Cincinnati	L, 1-7	8-12-2	Williamson	Muller	6,127	55,830
Mar. 19	at Los Angeles (NL)	W, 6-3	9-12-2	Fujinami	May	9,561	
Mar. 20	OFF DAY						
Mar. 21	at Los Angeles (AL)	W, 6-5	10-12-2	Ginn	Erla	5,096	
Mar. 22	Chicago (NL)	L, 2-4	10-13-2	Kay	Kaprielian	6,113	61,943
Mar. 23	at Texas	T, 7-7	10-13-3	—	—	4,750	
Mar. 24	Chicago (AL)	L, 0-12	—	Cease	Muller	5,577	67,520
	at Seattle	L, 3-15	10-15-3	Castillo	Miller	8,024	
Mar. 25	Milwaukee	L, 5-6	10-16-3	Stock	Breault	7,122	74,642
Mar. 26	San Francisco (at Oak.)	L, 5-9	10-17-3	Wood	Waldichuk	11,325	85,967
Mar. 27	San Francisco (at S.F.)	W, 12-6	11-17-3	Kaprielian	Stripling	30,254	

2024 OAKLAND A'S MEDIA GUIDE PREVIEW



TM

RECORDS

ATHLETICS YEAR-BY-YEAR

YEAR	POS.	W	L	PCT.	GA/GB	MANAGER	HOME	ROAD
1901	4	74	62	.544	-9	Connie Mack	42-24	32-38
1902	***1	83	53	.610	+5	Connie Mack	56-17	27-36
1903	2	75	60	.556	-14%	Connie Mack	44-21	31-39
1904	5	81	70	.536	-12%	Connie Mack	47-31	34-39
1905	***1	92	56	.622	+2	Connie Mack	50-23	42-33
1906	4	78	67	.538	-12	Connie Mack	48-23	30-44
1907	2	88	57	.607	-1%	Connie Mack	50-20	38-37
1908	6	68	85	.444	-22	Connie Mack	46-30	22-55
1909	2	95	58	.621	-3%	Connie Mack	49-27	46-31
1910	****1	102	48	.680	+14%	Connie Mack	57-19	45-29
1911	****1	101	50	.669	+13%	Connie Mack	54-20	47-30
1912	3	90	62	.592	-15	Connie Mack	45-32	45-30
1913	****1	96	57	.627	+6%	Connie Mack	50-26	46-31
1914	***1	99	53	.651	+8%	Connie Mack	51-24	48-29
1915	8	43	109	.283	-58%	Connie Mack	20-55	23-54
1916	8	36	117	.235	-54%	Connie Mack	23-53	13-64
1917	8	55	98	.359	-44%	Connie Mack	29-47	26-51
1918	8	52	76	.406	-24	Connie Mack	35-32	17-44
1919	8	36	104	.257	-52	Connie Mack	21-49	15-55
1920	8	48	106	.312	-50	Connie Mack	25-50	23-56
1921	8	53	100	.346	-45	Connie Mack	28-47	25-53
1922	7	65	89	.422	-29	Connie Mack	38-39	27-50
1923	6	69	83	.454	-29	Connie Mack	34-41	35-42
1924	5	71	81	.467	-20	Connie Mack	36-39	35-42
1925	2	88	64	.579	-8%	Connie Mack	51-26	37-38
1926	3	83	67	.553	-6	Connie Mack	44-27	39-40
1927	2	91	63	.591	-19	Connie Mack	50-27	41-36
1928	2	98	55	.641	-2%	Connie Mack	52-25	46-30
1929	****1	104	46	.693	+18	Connie Mack	57-16	47-30
1930	****1	102	52	.662	+8	Connie Mack	58-18	44-34
1931	***1	107	45	.704	+13%	Connie Mack	60-15	47-30
1932	2	94	60	.610	-13	Connie Mack	51-26	43-34
1933	3	79	72	.523	-19%	Connie Mack	46-29	33-43
1934	5	68	82	.453	-31	Connie Mack	34-40	34-42
1935	8	58	91	.389	-34	Connie Mack	30-42	28-49
1936	8	53	100	.346	-49	Connie Mack	31-46	22-54
1937	7	54	97	.358	-46%	Connie Mack (39-80)/Earle Mack (15-17)	27-50	27-47
1938	8	53	99	.349	-46	Connie Mack	28-47	25-52
1939	7	55	97	.362	-51%	Connie Mack (25-37)/Earle Mack (30-60)	28-48	27-49
1940	8	54	100	.351	-36	Connie Mack	29-42	25-58
1941	8	64	90	.416	-37	Connie Mack	36-41	28-49
1942	8	55	99	.357	-48	Connie Mack	25-51	30-48
1943	8	49	105	.318	-49	Connie Mack	27-51	22-54
1944	5	72	82	.468	-17	Connie Mack	39-37	33-45
1945	8	52	98	.347	-34%	Connie Mack	39-35	13-63
1946	8	49	105	.318	-55	Connie Mack	31-46	18-59
1947	5	78	76	.506	-19	Connie Mack	39-38	39-38
1948	4	84	70	.545	-12%	Connie Mack	36-41	48-29
1949	5	81	73	.526	-16	Connie Mack	52-25	29-48
1950	8	52	102	.338	-46	Connie Mack	29-48	23-54
1951	6	70	84	.455	-28	Jimmie Dykes	38-41	32-43
1952	4	79	75	.513	-16	Jimmie Dykes	45-32	34-43
1953	7	59	95	.383	-41%	Jimmie Dykes	27-50	32-45
1954	8	51	103	.331	-60	Eddie Joost	29-47	22-56
Philadelphia Totals		3886	4248	.478			2146-1896	1740-2352
1955	6	63	91	.409	-33	Lou Boudreau	33-43	30-48
1956	8	52	102	.338	-45	Lou Boudreau	22-55	30-47
1957	7	59	94	.386	-38%	Lou Boudreau (36-67)/Harry Craft (23-27)	37-40	22-54
1958	7	73	81	.474	-19	Harry Craft	43-34	30-47
1959	7	66	88	.429	-28	Harry Craft	37-40	29-48
1960	8	58	96	.377	-39	Bob Elliot	34-43	24-53
1961	9t	61	100	.379	-47%	Joe Gordon (26-33)/Hank Bauer (35-67)	33-47	28-53
1962	9	72	90	.444	-24	Hank Bauer	39-42	33-48
1963	8	73	89	.451	-31%	Ed Lopat	36-45	37-44
1964	10	57	105	.352	-42	Lopat (17-35)/Mel McGaha (40-70)	26-55	31-50

YEAR	POS.	W	L	PCT.	GA/GB	WILD CARD	MANAGER	HOME	ROAD
1965	10	59	103	.364	-43		McGaha (5-21)/Haywood Sullivan (54-82)	33-48	26-55
1966	7	74	86	.463	-23		Alvin Dark	42-39	32-47
1967	10	62	99	.385	-29½		Dark (52-69)/Luke Appling (10-30)	37-44	25-55
Kansas City Totals		829	1224	.404				452-575	377-649
1968	6	82	80	.506	-21		Bob Kennedy	44-38	38-42
1969	2	88	74	.543	-9		Hank Bauer (80-69)/McNamara (8-5)	49-32	39-42
1970	2	89	73	.549	-9		John McNamara	49-32	40-41
1971	**1	101	60	.627	+16		Dick Williams	46-35	55-25
1972	****1	93	62	.600	+5½		Dick Williams	48-29	45-33
1973	****1	94	68	.580	+6		Dick Williams	50-31	44-37
1974	****1	90	72	.556	+5		Alvin Dark	49-32	41-40
1975	**1	98	64	.605	+7		Alvin Dark	54-27	44-37
1976	2	87	74	.540	-2½		Chuck Tanner	51-30	36-44
1977	7	63	98	.391	-38½		Jack McKeon (26-27)/Winkles (37-71)	35-46	28-52
1978	6	69	93	.426	-23		Bobby Winkles (24-15)/McKeon (45-78)	38-42	31-51
1979	7	54	108	.333	-34		Jim Marshall	31-50	23-58
1980	2	83	79	.512	-14		Billy Martin	46-35	37-44
1981	**1	64	45	.587	+5		Billy Martin	35-21	29-24
1982	5	68	94	.420	-25		Billy Martin	36-45	32-49
1983	4	74	88	.457	-25		Steve Boros	42-39	32-49
1984	4	77	85	.475	-7		Boros (20-24)/Moore (57-61)	44-37	33-48
1985	4	77	85	.475	-14		Jackie Moore	43-36	34-49
1986	3t	76	86	.469	-16		Moore (29-44)/Jeff Newman (2-8)/ Tony La Russa (45-34)	47-36	29-50
1987	3	81	81	.500	-4		Tony La Russa	42-39	39-42
1988	***1	104	58	.642	+13		Tony La Russa	54-27	50-31
1989	****1	99	63	.611	+7		Tony La Russa	54-27	45-36
1990	***1	103	59	.636	+9		Tony La Russa	51-30	52-29
1991	4	84	78	.519	-11		Tony La Russa	47-34	37-44
1992	**1	96	66	.593	+6		Tony La Russa	51-30	45-36
1993	7	68	94	.420	-26		Tony La Russa	38-43	30-51
1994	2	51	63	.447	-1		Tony La Russa	24-32	27-31
1995	4	67	77	.465	-11½	7th (-12)	Tony La Russa	38-34	29-43
1996	3	78	84	.481	-12	t6th (-10)	Art Howe	40-41	38-43
1997	4	65	97	.401	-25	11th (-31)	Art Howe	35-46	30-51
1998	4	74	88	.457	-14	7th (-18)	Art Howe	39-42	35-46
1999	2	87	75	.537	-8	2nd (-7)	Art Howe	52-29	35-46
2000	**1	91	70	.565	+½	n/a	Art Howe	47-34	44-36
2001	*2	102	60	.630	-14	1st (+17)	Art Howe	53-28	49-32
2002	**1	103	59	.636	+4	n/a	Art Howe	54-27	49-32
2003	**1	96	66	.593	+3	n/a	Ken Macha	57-24	39-42
2004	2	91	71	.562	-1	2nd (-7)	Ken Macha	52-29	39-42
2005	2	88	74	.543	-7	3rd (-7)	Ken Macha	45-36	43-38
2006	**1	93	69	.574	+4	n/a	Ken Macha	49-32	44-37
2007	3	76	86	.469	-18	6th (-18)	Bob Geren	40-41	36-45
2008	3	75	86	.466	-24½	7th (-19½)	Bob Geren	43-38	32-48
2009	4	75	87	.463	-22	t7th (-20)	Bob Geren	40-41	35-46
2010	2	81	81	.500	-9	t5th (-14)	Bob Geren	47-34	34-47
2011	3	74	88	.457	-22	7th (-17)	Geren (27-36)/Bob Melvin (47-52)	43-38	31-50
2012	**1	94	68	.580	+1	n/a	Bob Melvin	50-31	44-37
2013	**1	96	66	.593	+5½	n/a	Bob Melvin	52-29	44-37
2014	*2	88	74	.543	-10	2nd (+1)	Bob Melvin	48-33	40-41
2015	5	68	94	.420	-20	12th (-18)	Bob Melvin	34-47	34-47
2016	5	69	93	.426	-26	10th (-20)	Bob Melvin	34-47	35-46
2017	5	75	87	.463	-26	t9 (-10)	Bob Melvin	46-35	29-52
2018	*2	97	65	.599	-6	2nd (+7)	Bob Melvin	50-31	47-34
2019	*2	97	65	.599	-10	1st (+4)	Bob Melvin	52-29	45-36
2020	**1	36	24	.600	+7	n/a	Bob Melvin	22-10	14-14
2021	3	86	76	.531	-9	5th (-6)	Bob Melvin	43-38	43-38
2022	5	60	102	.370	-46	12th (-26)	Mark Kotsay	29-51	31-51
2023	5	50	112	.309	-40	12th (-39)	Mark Kotsay	26-55	24-57
Oakland Totals		4545	4294	.514				2458-1965	2087-2329
Athletics Totals		9260	9766	.487				5056-4436	4204-5330

* American League Wild Card Champions (4 times)

** American League Western Division Champions (17 times)

*** American League Champions (15 times: Oakland 6 times, Philadelphia 9 times)

**** World Champions (9 times: Oakland 4 times, Philadelphia 5 times)

¹ includes 2-4 record at Las Vegas

² includes 1-1 record at Tokyo

³ includes 0-2 record at Tokyo

ATHLETICS VS. THE AMERICAN LEAGUE

YEAR	BAL	BOS	CHI	CLE	DET	MIL	NY	STL	WAS	TOTAL
1901	8-12	10-10	8-12	14-6	9-7				11-9	74-62
1902	13-6	11-9	10-10	12-8	16-4	14-6		9-10	12-6	83-53
1903		6-13	14-6	11-9	9-11		8-10	11-8	16-3	75-60
1904		9-13	14-8	10-11	12-10		9-12	11-10	16-6	81-70
1905		15-7	12-9	15-7	13-9		11-8	15-7	11-9	92-56
1906		14-8	9-12	10-12	13-6		8-13	9-11	15-5	78-67
1907		14-8	12-10	14-8	8-11		9-10	14-6	17-4	88-57
1908		12-10	9-13	6-16	8-14		14-8	8-13	11-11	68-85
1909		11-10	10-12	13-9	14-8		14-8	14-8	19-3	95-58
1910		18-4	14-8	14-7	13-9		12-9	17-5	14-6	102-48
1911		13-9	11-9	17-5	10-12		15-6	20-2	15-7	101-50
1912		7-15	10-12	14-8	13-9		17-5	16-6	13-7	90-62
1913		11-11	11-11	13-9	15-7		17-5	15-6	14-8	96-57
1914		9-12	17-5	19-3	12-9		14-8	15-7	13-9	99-53
1915		5-17	3-19	7-15	5-17		9-11	6-16	8-14	43-109
1916		6-16	4-18	4-18	4-18		7-15	5-17	6-15	36-117
1917		3-18	7-15	6-16	10-12		7-15	11-11	11-11	55-98
1918		6-13	10-11	7-13	11-9		4-8	8-10	6-12	52-76
1919		6-14	3-17	4-16	6-14		2-18	7-13	8-12	36-104
1920		9-13	6-16	6-16	10-12		3-19	8-14	6-16	48-106
1921		10-12	8-14	7-15	7-14		5-17	5-17	11-11	53-100
1922		12-10	10-12	11-11	6-16		5-17	9-13	12-10	65-89
1923		7-13	12-10	10-12	10-12		6-16	9-13	15-7	69-83
1924		10-12	11-11	11-11	11-11		8-12	13-9	7-15	71-81
1925		17-5	14-8	11-11	14-8		13-9	12-10	7-13	88-64
1926		14-8	15-6	8-14	11-11		13-9	15-7	7-12	83-67
1927		16-6	14-8	12-10	13-9		8-14	16-6	12-10	91-63
1928		18-3	16-6	16-6	14-8		6-16	16-6	12-10	98-55
1929		18-4	13-9	14-7	18-4		14-8	11-10	16-4	104-46
1930		18-4	16-6	15-7	15-7		12-10	16-6	10-12	102-52
1931		16-4	19-3	18-4	18-4		11-11	14-8	11-11	107-45
1932		18-4	15-7	12-10	15-7		8-14	16-6	10-12	94-60
1933		8-14	10-12	16-6	11-11		9-12	14-6	11-11	79-72
1934		9-12	13-9	9-13	10-12		7-15	9-12	11-9	68-82
1935		6-16	10-12	10-12	5-14		6-14	11-11	10-12	58-91
1936		9-13	7-15	9-13	5-17		6-16	11-10	6-16	53-100
1937		3-17	7-15	9-13	8-14		8-14	11-11	8-13	54-97
1938		8-14	10-12	4-18	8-14		5-16	12-9	6-16	53-99
1939		4-18	11-11	4-18	11-11		4-18	13-9	8-12	55-97
1940		4-18	6-16	8-14	11-11		9-13	8-14	8-14	54-100
1941		6-16	12-10	7-15	9-13		8-14	11-11	11-11	64-90
1942		8-14	10-12	6-16	9-13		6-16	6-16	10-12	55-99
1943		11-11	4-18	6-16	9-13		6-16	8-14	5-17	49-105
1944		11-11	13-9	10-12	11-11		9-13	9-13	9-13	72-82
1945		8-14	10-12	6-12	7-15		6-16	10-12	5-17	52-98
1946		5-17	10-12	7-15	5-17		6-16	10-12	6-16	49-105
1947		12-10	11-11	11-11	11-11		9-13	13-9	11-11	78-76
1948		10-12	16-6	6-16	10-12		10-12	18-4	14-8	84-70
1949		8-14	16-6	13-9	8-14		8-14	12-10	16-6	81-73
1950		3-19	11-11	5-17	5-17		7-15	8-14	13-9	52-102
1951		7-15	13-9	6-16	9-13		9-13	14-8	12-10	70-84
1952		10-12	11-11	9-13	17-5		9-13	14-8	9-13	79-75
1953		7-15	12-10	3-19	11-11		5-17	13-9	8-14	59-95
1954	12-10	7-15	5-17	4-18	9-13		4-18		10-12	51-103
1955	12-10	8-14	8-14	5-17	10-12		7-15		13-9	63-91
1956	7-15	10-12	8-14	5-17	6-16		4-18		12-10	52-102
1957	5-16	6-16	8-14	11-11	14-8		3-19		12-10	59-94
1958	10-12	10-12	10-12	12-10	10-12		9-13		12-10	73-81
1959	14-8	11-11	10-12	7-15	7-15		5-17		12-10	66-88
1960	9-13	9-13	7-15	7-15	12-10		7-15		7-15	58-96

YEAR	BAL	BOS	CHI	CLE	DET	HOU	KC	LAA	MIL	MIN	NYG	SEA	TB	TEX	TOR	TOTAL
1961	5-13	8-10	4-14	9-8	6-12			9-9		7-11	4-14			9-9		61-100
1962	8-10	8-10	9-9	7-11	6-12			6-12		8-10	5-13			15-3		72-90
1963	9-9	11-7	6-12	7-11	5-13			10-8		9-9	6-12			10-8		73-89
1964	5-13	6-12	2-16	8-10	7-11			6-12		9-9	6-12			8-10		57-105
1965	7-11	7-11	5-13	9-9	5-13			5-13		8-10	7-11			6-12		59-103
1966	5-11	9-9	5-13	12-6	12-6			9-9		8-10	5-13			9-9		74-86
1967	8-10	6-12	10-8	7-11	6-12			4-14		8-10	7-11			6-11		62-99
1968	9-9	10-8	8-10	12-6	5-13			13-5		10-8	8-10			7-11		82-80
1969	4-8	8-4	10-8	7-5	5-7		10-8	12-6	13-5	5-13	6-6			8-4		88-74
1970	5-7	5-7	16-2	5-7	6-6		11-7	10-8	10-8	5-13	6-6			10-2		89-73
1971	4-7	9-3	7-11	8-4	8-4		13-5	11-7	15-3	10-8	7-5			9-3		101-60
1972	6-6	3-9	8-7	10-2	8-4		11-7	10-8	8-4	9-8	9-3			11-4		93-62
1973	7-5	8-4	12-6	9-3	5-7		10-8	12-6	8-4	4-14	8-4			11-7		94-68
1974	6-6	4-8	11-7	7-5	7-5		10-8	12-6	7-5	13-5	5-7			8-10		90-72
1975	8-4	6-6	9-9	10-2	6-6		11-7	11-7	7-5	12-6	6-6			12-6		98-64
1976	8-4	8-4	9-8	8-4	6-6		9-9	12-6	7-5	7-11	6-6			7-11		87-74
1977	2-8	3-8	5-10	3-7	5-5		6-9	10-5	5-5	6-8	2-9	7-8		2-13	7-3	63-98
1978	0-11	5-5	8-7	6-4	4-6		5-10	6-9	1-9	6-9	2-8	13-2		6-9	7-4	69-93
1979	4-8	3-9	4-9	4-8	5-7		4-9	3-10	6-6	4-9	3-9	8-5		2-11	4-8	54-108
1980	5-7	3-9	7-6	6-6	6-6		7-6	10-3	5-7	7-6	4-8	8-5		7-6	8-4	83-79
1981	5-7	5-7	6-7	2-3	2-1		3-3	8-2	2-4	8-2	3-4	6-1		4-2	10-2	64-45
1982	5-7	4-8	4-9	8-4	3-9		6-7	4-9	5-7	10-3	5-7	6-7		5-8	3-9	68-94
1983	4-8	4-8	5-8	5-7	6-6		6-7	8-5	6-6	9-4	4-8	9-4		2-11	6-6	74-88
1984	6-6	5-7	7-6	5-7	3-9		8-5	6-7	8-4	5-8	4-8	8-5		8-5	4-8	77-85
1985	5-7	4-8	5-8	9-3	4-8		5-8	7-6	9-3	5-8	5-7	8-5		6-7	5-7	77-85
1986	7-5	5-7	6-7	2-10	6-6		5-8	3-10	7-5	7-6	7-5	10-3		3-10	8-4	76-86
1987	5-7	8-4	4-9	8-4	7-5		8-5	7-6	6-6	3-10	7-5	5-8		6-7	7-5	81-81
1988	8-4	9-3	8-5	8-4	8-4		5-8	9-4	9-3	8-5	6-6	9-4		8-5	9-3	104-58
1989	7-5	5-7	8-5	10-2	8-4		6-7	8-5	7-5	7-6	9-3	9-4		8-5	7-5	99-63
1990	8-4	8-4	5-8	8-4	6-6		9-4	9-4	7-5	7-6	12-0	9-4		8-5	7-5	103-59
1991	9-3	4-8	6-7	7-5	8-4		7-6	12-1	4-8	5-8	6-6	6-7		4-9	6-6	84-78
1992	6-6	7-5	8-5	6-6	6-6		9-4	8-5	5-7	8-5	6-6	12-1		9-4	6-6	96-66
1993	2-10	3-9	6-7	4-8	4-8		7-6	7-6	5-7	5-8	6-6	9-4		5-8	5-7	68-94
1994	5-7	3-9	3-6	0-6	4-5		3-7	6-3	1-4	5-2	5-7	4-3		7-3	5-1	51-63
1995	7-5	4-8	5-7	0-7	3-2		8-5	7-6	2-7	7-5	9-4	7-6		5-8	3-7	67-77
1996	4-9	5-8	7-5	6-6	8-4		7-5	7-6	5-7	7-6	3-9	8-5		7-6	4-8	78-84
1997	3-8	4-7	3-8	4-7	4-7		8-3	1-11	6-5	4-7	5-6	5-7		5-7	6-5	58-88
1998	3-8	2-9	7-4	8-3	4-7		4-7	7-5		7-4	3-8	5-7	5-6	6-6	5-6	66-80
1999	7-5	6-4	7-3	2-10	6-4		6-6	4-8		5-7	4-6	6-6	9-1	5-7	8-2	75-69
2000	8-4	5-5	3-6	6-6	4-6		8-4	8-5		7-5	3-6	9-4	7-2	5-7	7-3	80-63
2001	7-2	5-4	8-1	3-4	6-1		6-3	14-6		4-5	6-3	9-10	7-2	9-10	6-3	90-54
2002	5-4	3-6	7-2	5-2	6-1		8-1	11-9		6-3	4-5	8-11	8-1	13-6	3-6	87-57
2003	7-2	4-3	5-4	6-3	6-3		7-2	12-8		1-8	6-3	7-12	6-3	15-4	5-2	87-57
2004	7-0	1-8	7-2	3-6	5-4		7-2	9-10		5-2	2-7	11-8	7-2	11-9	6-3	81-63
2005	6-4	4-6	7-2	3-6	5-1		4-2	9-10		6-4	2-7	12-6	4-5	11-8	5-5	78-66
2006	4-2	7-3	3-3	6-3	4-5		5-4	8-11		4-6	6-3	17-2	6-3	9-10	6-4	85-59
2007	4-4	4-4	5-4	4-6	6-4		4-6	10-9		2-5	4-2	5-14	4-6	9-10	5-4	66-78
2008	5-0	4-6	4-5	4-5	6-3		3-6	9-10		5-5	1-5	10-9	3-6	7-12	4-6	65-78
2009	5-1	5-5	5-4	5-2	4-5		6-2	7-12		6-4	2-7	5-14	6-4	11-8	3-6	70-74
2010	7-3	5-4	5-4	6-3	3-3		6-3	8-11		3-6	1-9	13-6	4-5	9-10	3-4	73-71
2011	5-4	2-6	4-6	2-5	5-5		5-4	11-8		4-4	3-6	9-10	5-2	6-13	5-5	66-78
2012	5-4	8-1	3-3	8-2	3-4		4-5	10-9		5-4	5-5	12-7	5-4	11-8	5-4	84-60
2013	2-5	3-3	5-2	2-5	4-3	15-4	5-1	11-8		6-1	5-1	8-11	3-3	10-9	4-3	83-59
2014	4-2	4-3	3-4	4-2	2-5	11-8	2-5	9-10		6-1	4-2	9-10	4-2	9-10	4-3	75-67
2015	1-6	1-5	2-5	4-3	4-2	9-10	1-5	8-11		3-4	4-3	6-13	3-4	10-9	1-5	57-85
2016	4-3	1-5	2-5	2-4	3-4	6-13	6-1	7-12		4-2	3-4	7-12	5-2	9-10	3-3	62-80
2017	3-4	4-3	5-1	4-3	5-1	7-12	3-3	7-12		3-3	5-2	7-12	2-5	11-8	2-5	68-74
2018	5-1	4-2	5-2	4-2	7-0	7-12	5-2	9-10		5-2	3-3	9-10	2-5	13-6	7-0	85-57
2019	6-1	3-4	5-1	5-1	6-1	8-11	5-2	13-6		4-3	4-2	10-9	4-3	13-6	0-6	86-56
2020						7-3		6-4					6-4	7-3		26-14
2021	3-3	3-3	3-4	4-2	6-1	8-11	5-2	15-4		5-1	3-4	4-15	4-3	10-9	2-5	75-67
2022	4-3	1-5	2-5	1-6	5-2	7-12	3-3	7-12		1-5	2-5	8-11	3-4	8-11	3-3	55-87
2023	1-6	2-4	4-3	1-5	4-3	3-10	4-2	6-7		1-5	1-5	1-12	2-5	4-9	2-4	36-80
Totals		895-1093		924-1048		93-107		533-486		801-1163		118-88		231-213		
	1018-959		1003-1057		953-1007		339-274		1020-1021		379-343		504-487		8992-9504	

Note: Baltimore record also includes Milwaukee Brewers (1901) and St. Louis Browns (1902-53). Houston total includes 5-1 record while in the NL. Minnesota record includes Washington Senators (1901-60). New York record includes Baltimore Orioles (1901-02). Milwaukee record includes Seattle Pilots (1969). Texas record includes Washington Senators (1961-71).

ATHLETICS VS. THE NATIONAL LEAGUE

YEAR	ARI	ATL	CHI	CIN	COL	HOU	LA	MIA	MIL	NYM	PHI	PIT	STL	SD	SF	WAS	TOTAL
1997					1-3		1-3							3-1	2-2		7-9
1998	2-1				1-2		1-2							2-1	2-2		8-8
1999	2-1				3-0		3-0							1-2	3-3		12-6
2000	2-1				1-2		2-1							3-0	3-3		11-7
2001	3-0				3-0		2-1							2-1	2-4		12-6
2002				3-0		3-0			3-0			3-0			4-2		16-2
2003		1-2						1-2			1-2				3-3	3-0	9-9
2004			1-2	3-0								3-0	0-3		3-3		10-8
2005		2-1								2-1	2-1				4-2	0-3	10-8
2006	0-3				1-2		3-0							1-2	3-3		8-10
2007				2-1		2-1				0-3			1-2		5-1		10-8
2008	1-2	1-2						2-1			2-1				4-2		10-8
2009	1-2				0-3		1-2							2-1	1-5		5-13
2010			1-2	0-3								3-0	1-2		3-3		8-10
2011	2-1							1-2		1-2	1-2				3-3		8-10
2012	0-3				3-0		3-0							2-1	2-4		10-8
2013			2-1	2-2					2-1			2-1	2-1		3-1		13-7
2014		0-3						3-0		2-2	2-1				3-1	3-0	13-7
2015	2-1				2-1		3-1							3-1	1-5		11-9
2016			0-3	1-2					1-3			0-3	2-1		3-1		7-13
2017		0-3						1-3		1-2	2-1				2-2	1-2	7-13
2018	2-1				0-3		2-2							4-0	4-2		12-8
2019			1-2	2-1					2-1			1-2	4-0		1-3		11-9
2020	2-2				1-3		1-2							1-2	5-1		10-10
2021	4-0				2-1		1-2							2-2	2-4		11-9
2022		0-4						1-2		1-2	1-2				1-3	1-2	5-15
2023	1-2	2-1	0-3	1-2	2-1		0-3	0-3	3-0	0-3	0-3	2-1	1-2	0-3	2-2	0-3	14-32
Totals	24-20	6-16	5-13	14-11	20-21		23-19	9-13	197-164	7-15	11-13	14-7	11-11	26-17	74-70	8-10	268-262

Note: Washington record also includes Montreal Expos (2003). Milwaukee total includes 186-159 record while in the AL.

ATHLETICS IN DIVISIONAL PLAY

YEAR	A.L. WEST			A.L. CENTRAL			A.L. EAST			NATIONAL LEAGUE		
	HOME	ROAD	TOTAL	HOME	ROAD	TOTAL	HOME	ROAD	TOTAL	HOME	ROAD	TOTAL
1969	26-19	24-21	50-40				23-13	15-21	38-34			
1970	27-18	25-20	52-38				22-14	15-21	37-35			
1971	24-21	32-13	56-34				22-14	23-12	45-26			
1972	28-13	21-21	49-34				20-16	24-12	44-28			
1973	26-19	23-22	49-41				24-12	21-15	45-27			
1974	31-14	23-22	54-36				18-18	18-18	36-36			
1975	32-13	23-22	55-35				22-14	21-15	43-29			
1976	27-18	17-27	44-45				24-12	19-17	43-29			
1977	23-22	13-31	36-53				12-24	15-21	27-45			
1978	23-21	21-25	44-46				15-21	10-26	25-47			
1979	15-24	10-29	25-53				16-26	13-29	29-55			
1980	25-14	21-18	46-32				21-21	16-26	37-47			
1981	15-11	20-6	35-17				20-10	9-18	29-28			
1982	19-20	16-23	35-43				17-25	16-26	33-51			
1983	22-17	17-22	39-39				20-22	15-27	35-49			
1984	25-14	17-22	42-36				19-23	16-26	35-49			
1985	21-16	15-26	36-42				22-20	19-23	41-43			
1986	18-20	15-24	33-44				29-16	14-26	43-42			
1987	17-22	16-23	33-45				25-17	23-19	48-36			
1988	24-15	23-16	47-31				30-12	27-15	57-27			
1989	25-14	21-18	46-32				29-13	24-18	53-31			
1990	22-17	25-14	47-31				29-13	27-15	56-28			
1991	25-14	15-24	40-38				22-20	22-20	44-40			
1992	29-10	25-14	54-24				22-20	20-22	42-42			
1993	20-19	19-20	39-39				18-24	11-31	29-55			

YEAR	A.L. WEST			A.L. CENTRAL			A.L. EAST			NATIONAL LEAGUE		
	HOME	ROAD	TOTAL	HOME	ROAD	TOTAL	HOME	ROAD	TOTAL	HOME	ROAD	TOTAL
1994	8-5	9-4	17-9	5-14	7-11	12-25	11-13	11-16	22-29			
1995	13-7	6-13	19-20	11-15	11-16	22-31	14-12	12-14	26-26			
1996	11-9	11-8	22-17	18-12	14-17	32-29	11-20	13-18	24-38			
1997	5-13	6-12	11-25	13-14	12-16	25-30	13-15	9-18	22-33	4-4	3-5	7-9
1998	9-9	9-9	18-18	16-12	14-13	30-25	10-17	8-20	18-37	4-4	4-4	8-8
1999	11-7	4-14	15-21	16-10	10-20	26-30	17-11	17-7	34-18	8-1	4-5	12-6
2000	13-6	9-10	22-16	13-17	15-10	28-27	14-9	16-11	30-20	7-2	4-5	11-7
2001	16-13	16-13	32-26	9-7	18-7	27-14	21-6	10-8	31-14	7-2	5-4	12-6
2002	19-10	13-16	32-26	19-6	13-3	32-9	8-10	15-12	23-22	8-1	8-1	16-2
2003	20-9	14-15	34-24	12-6	13-14	25-20	19-6	9-7	28-13	6-3	3-6	9-9
2004	17-12	14-15	31-27	16-8	11-8	27-16	12-7	11-13	23-20	7-2	3-6	10-8
2005	15-14	17-10	32-24	13-8	12-7	25-15	10-12	11-15	21-27	7-2	3-6	10-8
2006	16-12	18-11	34-23	14-8	8-13	22-21	15-7	14-8	29-15	4-5	4-5	8-10
2007	12-16	12-17	24-33	14-11	7-14	21-25	9-10	12-10	21-20	5-4	5-4	10-8
2008	14-14	12-17	26-31	13-9	9-15	22-24	11-11	6-12	17-23	5-4	5-4	10-8
2009	11-18	12-16	23-34	17-8	9-9	26-17	10-8	11-15	21-23	2-7	3-6	5-13
2010	18-11	12-16	30-27	9-8	14-11	23-19	14-12	6-13	20-25	6-3	2-7	8-10
2011	15-13	11-18	26-31	11-14	9-10	20-24	11-8	9-15	20-23	6-3	2-7	8-10
2012	16-12	17-12	33-24	12-7	11-11	23-18	16-9	12-9	28-18	6-3	4-5	10-8
2013	21-18	23-14	44-32	13-3	9-9	22-12	10-6	7-9	17-15	8-2	5-5	13-7
2014	18-19	20-19	38-38	9-8	8-9	17-17	13-4	7-8	20-12	8-2	5-5	13-7
2015	16-23	17-20	33-43	5-11	9-8	14-19	7-9	3-14	10-23	6-4	5-5	11-9
2016	13-24	16-23	29-47	10-6	7-10	17-16	9-9	7-8	16-17	2-8	5-5	7-13
2017	21-17	11-27	32-44	10-5	10-6	20-11	12-6	4-13	16-19	3-7	4-6	7-13
2018	19-20	19-18	38-38	13-3	13-5	26-8	11-5	10-6	21-11	7-3	5-5	12-8
2019	24-15	20-17	44-32	11-4	14-4	25-8	11-6	6-10	17-16	6-4	5-5	11-9
2020	17-5	9-9	26-14							5-5	5-5	10-10
2021	17-20	20-19	37-39	13-4	10-6	23-10	8-9	7-9	15-18	5-5	6-4	11-9
2022	16-22	14-24	30-46	4-11	8-10	12-21	7-10	6-10	13-20	2-8	3-7	5-15
2023	7-19	7-19	14-38	7-9	7-9	14-18	6-10	2-14	8-24	6-17	8-15	14-32
Totals	1037-837	1932-1815		312-301		658-559	881-717	724-861	1605-1578	150-115	118-147	268-262

ATHLETICS MONTH-BY-MONTH

Year	March	April	May	June	July	August	September	October
1901	-	1-3	12-14	8-15	13-10	22-10	18-10	-
1902	-	3-3	16-9	8-14	15-8	21-12	20-7	-
1903	-	6-4	13-12	16-9	17-10	8-16	15-9	-
1904	-	6-4	14-11	11-11	15-12	16-7	14-19	5-6
1905	-	7-4	12-11	15-8	15-12	20-9	18-10	5-2
1906	-	8-5	16-8	14-12	18-8	9-18	11-15	2-1
1907	-	10-4	9-14	16-8	16-10	18-10	14-9	5-2
1908	-	8-7	12-11	11-13	13-15	14-11	7-23	3-5
1909	-	5-5	16-9	15-11	20-13	18-9	19-10	2-1
1910	-	6-4	20-5	12-12	22-9	22-7	17-9	3-2
1911	-	6-7	17-9	19-6	18-11	17-9	21-6	3-2
1912	-	7-6	10-10	21-9	17-16	18-9	15-10	2-2
1913	-	9-3	19-7	20-7	19-12	14-12	14-13	1-3
1914	-	5-5	16-8	17-13	20-7	23-5	14-12	3-3
1915	-	4-9	9-17	9-16	10-19	4-20	5-27	2-1
1916	-	3-10	11-14	3-19	2-28	8-23	7-22	2-1
1917	-	6-8	7-15	10-15	11-19	10-20	10-19	1-2
1918	-	3-8	11-13	8-19	15-16	14-19	1-1	-
1919	-	2-3	4-17	8-19	10-23	6-22	6-20	-
1920	-	3-7	10-18	4-24	12-20	10-14	8-20	1-3
1921	-	3-9	11-17	12-14	10-20	7-18	10-19	0-3
1922	-	6-9	13-11	8-16	12-20	12-16	14-17	-
1923	-	6-4	14-12	14-14	8-21	10-16	12-14	5-2
1924	-	6-5	8-17	9-19	17-18	18-12	13-10	-
1925	-	8-3	20-8	16-12	18-9	12-15	13-16	1-1
1926	-	6-10	21-10	10-14	15-14	19-9	12-10	-
1927	-	9-5	13-15	15-12	14-15	21-7	17-8	2-1

Year	March	April	May	June	July	August	September	October
1928	-	6-4	19-10	14-14	25-8	19-9	15-10	-
1929	-	7-4	22-5	19-8	24-9	15-14	15-6	2-0
1930	-	6-5	21-9	19-11	23-9	19-10	14-8	-
1931	-	5-6	23-4	20-9	26-7	16-9	17-10	-
1932	-	4-10	19-8	17-12	21-12	19-9	14-9	-
1933	-	6-10	15-6	14-16	12-17	14-14	17-9	1-0
1934	-	5-7	11-15	11-16	11-17	12-15	18-12	-
1935	-	2-10	10-12	14-13	13-12	12-23	7-21	-
1936	-	6-8	7-19	11-14	8-25	15-15	6-19	-
1937	-	3-3	12-15	5-20	6-22	11-20	15-16	2-1
1938	-	3-7	11-13	12-13	3-20	15-25	8-20	1-1
1939	-	2-7	11-15	13-15	8-20	10-22	11-18	-
1940	-	4-8	9-13	11-17	14-18	8-17	8-27	-
1941	-	4-9	17-12	11-15	15-13	10-23	7-18	-
1942	-	5-12	14-18	11-18	12-17	7-23	6-11	-
1943	-	3-6	16-11	11-18	8-21	3-26	8-20	0-3
1944	-	5-4	14-15	11-17	13-19	19-13	8-14	2-0
1945	-	6-5	8-16	6-19	10-16	8-26	14-16	-
1946	-	3-10	6-21	11-15	8-22	14-19	7-18	-
1947	-	4-6	14-13	15-13	16-16	16-14	13-14	-
1948	-	5-5	21-7	14-15	18-13	15-14	11-14	0-2
1949	-	6-7	15-12	18-11	14-16	14-13	13-13	1-1
1950	-	4-8	10-16	10-20	10-18	10-22	7-18	1-0
1951	-	1-12	10-15	15-14	13-19	14-17	17-7	-
1952	-	2-8	13-11	12-14	21-13	20-14	11-15	-
1953	-	7-6	11-18	14-15	11-17	9-23	7-16	-
1954	-	6-5	8-22	14-14	7-23	9-23	7-16	-
Phi. Totals	-	272-346	721-673	682-757	762-834	744-827	646-760	58-51
1955	-	6-8	10-17	12-16	15-19	11-16	9-15	-
1956	-	3-6	12-18	10-20	9-19	7-22	11-17	-
1957	-	6-7	12-16	7-21	11-19	14-16	9-15	-
1958	-	8-4	12-13	15-16	11-17	13-19	14-12	-
1959	-	9-7	11-14	11-18	19-11	9-20	7-18	-
1960	-	5-6	13-16	8-20	10-14	9-26	12-13	1-1
1961	-	5-8	14-12	10-23	8-20	11-22	12-15	1-0
1962	-	9-10	14-16	12-16	10-17	16-15	11-16	-
1963	-	12-7	13-12	9-21	14-17	11-17	14-15	-
1964	-	4-6	11-20	14-19	11-18	9-20	7-18	1-4
1965	-	2-9	8-20	12-16	11-19	14-19	12-17	0-3
1966	-	2-10	13-15	16-17	14-15	14-20	13-9	2-0
1967	-	6-9	13-15	15-17	10-18	11-17	7-22	0-1
K.C. Totals	-	77-97	156-204	151-240	153-223	149-249	138-202	5-9

FRANCHISE MONTHLY BESTS

Wins

26 July, 1931
 25 July, 1928
 24 August, 2002
 24 July, 1929
 23 August, 1971
 23 May, 1931
 23 July, 1930
 23 August, 1914
 22 five times

Losses

28 July, 1916
 27 September, 1940
 27 September, 1915
 26 August, 1960
 26 August, 1945
 26 August, 1943
 25 July, 1936
 25 August, 1938
 24 June, 1979
 24 June, 1920

Highest Winning Pct.

.857 (24-4) August, 2002
 .857 (18-3) April, 1981
 .852 (23-4) May, 1931
 .821 (23-5) August, 1914
 .815 (22-5) May, 1929
 .810 (17-4) Sept., 2001
 .800 (20-5) May, 1910
 .792 (19-5) July, 2012
 .788 (26-7) July, 1931
 .778 (21-6) Sept., 1911
 .778 (21-6) August, 2006

Lowest Winning Pct.

.067 (2-28) July, 1916
 .077 (1-12) April, 1951
 .103 (3-26) August, 1943
 .130 (3-20) July, 1938
 .136 (3-19) June, 1916
 .143 (4-24) June, 1920
 .156 (5-27) Sept., 1915
 .167 (4-20) August, 1915
 .167 (2-10) April, 1966
 .167 (2-10) April, 1935

Year	March	April	May	June	July	August	September	October
1968	-	8-10	13-14	17-12	15-15	16-17	13-12	-
1969	-	11-8	12-13	17-9	18-11	16-15	13-17	1-1
1970	-	8-12	17-11	17-10	15-12	13-17	18-11	1-0
1971	-	17-8	16-10	17-8	14-13	23-8	14-13	-
1972	-	7-4	18-8	18-11	16-15	14-13	18-10	2-1
1973	-	9-11	15-13	18-11	17-12	20-7	15-14	-
1974	-	10-10	17-11	14-14	20-8	15-14	14-13	0-2
1975	-	12-8	16-10	20-9	18-11	15-16	17-10	-
1976	-	9-8	12-17	15-13	17-11	17-12	16-11	1-2
1977	-	12-9	10-15	10-17	10-19	10-18	11-18	0-2
1978	-	16-5	11-15	11-18	17-13	7-21	7-20	0-1
1979	-	8-14	9-19	5-24	8-20	14-15	10-16	-
1980	-	12-8	13-13	7-21	19-10	14-14	16-11	2-2
1981	-	18-3	13-17	6-3	-	10-9	15-12	2-1
1982	-	11-11	12-16	10-18	11-15	14-15	9-17	1-2
1983	-	11-9	11-16	14-15	12-17	17-13	8-16	1-2
1984	-	14-10	9-17	15-14	10-18	14-14	15-12	-
1985	-	9-12	13-12	17-10	13-14	15-14	8-20	2-3
1986	-	11-10	12-16	7-22	14-12	17-11	13-13	2-2
1987	-	9-14	15-10	16-11	12-15	15-14	12-15	2-2
1988	-	16-7	19-8	13-14	16-12	20-9	19-7	1-1
1989	-	18-8	16-10	13-14	16-10	18-11	17-10	1-0
1990	-	14-5	18-9	15-12	17-14	18-9	20-8	1-2
1991	-	13-7	15-12	13-15	15-12	15-14	11-15	2-3
1992	-	14-8	13-14	18-9	15-11	19-10	15-12	2-2
1993	-	7-11	12-16	12-14	12-17	9-21	15-13	1-2
1994	-	7-17	8-19	17-9	15-11	4-7	-	-
1995	-	1-4	16-12	16-12	8-20	17-12	9-16	0-1
1996	-	13-12	11-16	14-15	17-10	11-19	12-12	-
1997	-	13-13	9-21	12-15	8-19	11-16	12-13	-
1998	-	12-14	10-17	15-13	11-16	15-15	11-13	-
1999	-	10-14	17-10	10-16	16-10	19-10	13-14	2-1
2000	-	12-13	15-13	18-7	13-14	11-16	21-7	1-0
2001	-	8-17	18-9	12-15	19-8	22-7	17-4	6-0
2002	-	15-11	10-17	21-7	15-12	24-4	18-8	-
2003	-	17-10	14-13	15-12	16-11	20-9	14-11	-
2004	-	11-12	15-11	17-10	15-12	20-8	12-16	1-2
2005	-	12-12	7-20	19-8	20-6	17-11	11-17	2-0
2006	-	12-12	12-17	18-8	14-13	21-6	15-13	1-0
2007	-	12-13	14-13	15-13	9-18	17-12	9-17	-
2008	1-1	16-11	12-15	16-10	8-17	10-20	12-12	-
2009	-	8-11	11-18	13-15	12-14	14-15	17-10	0-4
2010	-	12-12	16-12	10-17	14-10	13-15	13-15	3-0
2011	-	13-14	14-15	9-17	13-13	11-17	14-12	-
2012	1-1	10-12	11-16	15-13	19-5	18-10	17-11	3-0
2013	-	16-12	16-12	16-11	15-10	14-13	19-8	-
2014	0-1	18-9	16-12	17-9	15-10	12-17	10-16	-
2015	-	9-14	11-19	15-12	10-14	13-15	8-19	2-1
2016	-	13-12	11-17	11-15	12-14	10-18	10-17	2-0
2017	-	11-14	12-15	12-16	12-14	11-16	16-12	1-0
2018	1-2	13-12	15-14	17-10	17-8	18-9	16-10	-
2019	3-3	11-15	16-10	17-11	15-9	17-9	18-8	-
2020	-	-	-	-	3-4	19-8	14-12	-
2021	-	16-11	15-14	17-9	11-13	14-12	12-15	1-2
2022	-	10-11	10-21	5-21	14-12	10-17	7-19	4-1
2023	1-0	5-23	6-23	10-16	8-15	9-18	11-16	0-1
Oak. Totals	7-8	640-597	725-783	774-710	761-699	837-732	747-719	54-46
A's Totals	7-8	989-1040	1602-1660	1607-1707	1676-1756	1730-1808	1531-1681	117-106

ATHLETICS FRANCHISE RECORDS

TEAM GENERAL

Most Games Won

Season	107 (1931)
Home	60 (1931)
Road	55 (1971)
Consecutive	20 (Aug. 13-Sept. 4, 2002)
Consecutive, Home	22 (July 15-Aug. 31, 1931)
Consecutive, Road	14 (May 3-30, 1931)
vs. One Team	20 (St. Louis, 1911)
by Shutout	27 (1907, 1909)
by One Run	33 (2004)
in Extra Innings	14 (1988)
Month	26 (July, 1931)
Homestand	18 (June 26-July 23, 1914)
	18 (May 27-June 22, 1911)
Homestand (since 1961)	11 (June 1-13, 2004)
Road Trip	21 (June 25-July 23, 1913)
Road Trip (since 1961)	11 (May 29-June 11, 1972)

Most Games Lost

Season	117 (1916)
Home	55 (1956, 1964, 2023)
Road	64 (1916)
Consecutive	20 (1916, 1943)
Consecutive, Home	13 (May 27-July 6, 1920)
Consecutive, Road	22 (July 11-Aug. 23, 1943)
vs. One Team	19 (five times, last: New York, 1957)
by Shutout	24 (1943)
Fewest Lost By Shutout	2 (1902, 1931 and 1932)
by One Run	40 (1908)
in Extra Innings	16 (1921)
Month	28 (July 1916)
Homestand	21 (June 28-July 21, 1916)
Homestand (since 1961)	13 (June 16-July 2, 1961)
Road Trip	24 (May 30-June 28, 1920)
Road Trip (since 1961)	13 (May 27-June 15, 1961)

Most Games

Season	163 (1964, 1968)
Shutout	41 (1909)
One Run	65 (1908)
Extra Innings	24 (1921, 1945)
Month	40 (August 1938)

Highest Winning Percentage

Season	704 (1931)
Home	800 (1931)
Road	688 (1971)
Shutout Games	.857 (1931, 12-2)
One-Run Games	.698 (1928, 30-13)
Extra Inning Games	1.000 (1928, 8-0)
Month	.857 (Aug., 2002; 24-4)
	.857 (April, 1981; 18-3)
Homestand (min. 6 games)	1.000 (April 15-21, 2021; 7-0)
	1.000 (August 23-29, 2004; 7-0)
	1.000 (Sept. 3-10, 2001; 7-0)
	1.000 (Sept. 10-16, 1992; 7-0)
	1.000 (May 4-12, 1948; 7-0)
	1.000 (12 times, last: Aug. 4-9, 2020; 6-0)
Roadtrip (min. 6 games)	1.000 (May 9-21, 1931; 11-0)
	1.000 (Aug. 19-28, 2002; 10-0)
	1.000 (April 9-16, 1981; 8-0)
	1.000 (April 5-11, 2013; 6-0)

Lowest Winning Percentage

Season	.235 (1916)
Home	.267 (1915)
Road	.169 (1916)
Shutout Games	.045 (1919, 1-21)
One-Run Games	.256 (1916, 11-32)
Extra Inning Games	.200 (1916, 2-8)
Month	.067 (July, 1916; 2-28)
Homestand (min. 6 games)	.000 (April 14-19, 2023; 0-6)
	.000 (April 29-May 4, 2022; 0-6)
	.000 (Aug. 10-16, 1956; 0-6)
	.000 (July 5-11, 1937; 0-6)
	.000 (Sept. 27-Oct. 2, 1920; 0-6)
Road Trip (min. 6 games)	.000 (16 times. Most losses: 0-9, Sept. 22-Oct. 1, 1995)

Most Players Used

Season	64 (2022)
Pitchers, Season	41 (2023)
Game	30 (vs. Chicago, Sept. 19, 1972; 15 inn.)
Game, Nine Innings	24 (vs. Seattle, Sept. 1, 2018)
	24 (vs. Minnesota Sept. 28, 1972)
	24 (vs. California, Sept. 6, 1966)
Pitchers, Game	9 (vs. Seattle, Sept. 1, 2018, 9 inn.)
	9 (at New York-AL, Sept. 22, 2012; 14 inn.)
	9 (at Boston, June 4, 2011; 14 inn.)
	9 (vs. Seattle, Sept. 20, 1997; 15 inn.)

Fewest Players Used

Season	19 (1905)
Pitchers, Season	7 (1905)

Length of Game

Most Innings	24 (vs. Detroit, July 21, 1945)
	24 (at Boston, Sept. 1, 1906)
Longest Time	6:32 (vs. Los Angeles-AL, April 29, 2013)
Longest Time, Nine Innings	4:31 (at New York-AL, Aug. 25, 2011)
Shortest Game, Nine or more innings (since 1920)	1:05 (vs. Cleveland, August 7, 1925, 2nd Game)

Left On Base

Season, Most	1274 (2004)
Season, Fewest	.925 (1957)
Game, Most	21 (at Texas, July 1, 1979; 15 inn.)
	21 (at Detroit, June 17, 1967; 19 inn.)
Nine Inning Game, Most	17 (at Chicago, Sept. 18, 1982)
	17 (at St. Louis, June 12, 1949, G#2)
	17 (at Washington, May 4, 1919)
Extra Inning Game, Fewest	0 (N.Y., June 22, 1929; 14 inn.)

Scoring Margin

Victory	22 (vs. Detroit, May 18, 1912; 24-2)
Shutout Victory	17 (at Cleveland, August 12, 2021)
Defeat	23 (vs. Chicago, April 23, 1955; 6-29)
	23 (vs. New York, May 24, 1936; 2-25)
Shutout Defeat	21 (New York, Aug. 13, 1939)
Largest Deficit Overcome to Win	12 (vs. Cle., June 15, 1925)
Largest Lead Surrendered in Loss	11 (at St.L, June 17, 1936)

Errors

Season, Most	338 (1915)
Season, Fewest	72 (2021)
Game, Most	10 (vs. Chicago, July 16, 1902)
Consecutive Games, No Errors	15 (June 25-July 9, 2016)

Double Plays Turned

Most, Season	217 (1949)
Game	6 (several times, last: at Chicago, May 17, 1995)

TEAM BATTING

Batting Average

Highest	.307 (1925)
Lowest	.216 (2022)

Slugging Percentage

Highest	.458 (2000)
Lowest	.292 (1908)

On-Base Percentage

Highest	.372 (1927)
Lowest	.281 (1908, 2022)

Most At Bats

Season	5728 (2004)
Game	84 (vs. Detroit, July 21, 1945; 24 inn.)
Game, Nine Innings	52 (at Boston, May 1, 1929)

Most Runs

Season	981 (1932)
Game	24 (vs. Boston, May 1, 1929) 24 (vs. Detroit, May 18, 1912)
Game, Loss	16 (at Texas, May 5, 2000; 16-17)
Game, Both Clubs	36 (Boston, June 29, 1950; 14-22)
Inning	13 (vs. California, July 5, 1996; 1st) 13 (vs. Chicago, April 21, 1956; 2nd) 13 (vs. Cleveland, June 15, 1925; 8th)
Consecutive Innings, No Runs	48 (Sept. 22-26, 1906)
Two Consecutive Games	34 (June 18-19, 2000) 34 (June 14-15, 1969)
Three Consecutive Games	44 (June 17-19, 2000)
Consecutive Games, One Or More Runs	113 (Aug. 23, 1931 to July 8, 1932)

Most Hits

Season	1659 (1925)
Game	29 (at Texas, July 1, 1979; 15 inn.) 29 (Boston, May 1, 1929)

Most Singles

Season	1206 (1925)
Game	25 (at Texas, July 1, 1979; 15 inn.)
Game, Nine Innings	21 (vs. Detroit, Sept. 23, 1913) 21 (at Boston, July 8, 1902)

Most Doubles

Season	336 (2004)
Game	10 (vs. Boston, July 8, 1905, G#2)

Most Triples

Season	108 (1912)
Game	6 (vs. Detroit, May 18, 1912)

Most Home Runs

Season	257 (2019)
Season, Home	129 (2017)
Season, Road	136 (2018)
Season, Grand Slam	14 (2000)
Season, Pinch Hit	8 (1970)
Season, Inside The Park	13 (1911)
Season, vs. One Team	35 (Seattle, 2019) 35 (Texas, 2019)
Season, Back-To-Back	13 (2000)
Players with 30 or More Home Runs	3 (1996, 1999, 2001, 2019)
Players with 20 or More Home Runs	7 (2019)
Players with 10 or More Home Runs	10 (2019)
Month	55 (June, 1996) 55 (Aug., 1999)
Game	8 (at California, June 27, 1996)
Game, Grand Slam	2 (at Seattle, Sept. 10, 2007) 2 (at Toronto, Aug. 24, 2003)
Inning	4 (vs. Chicago, April 27, 2002) 3rd inning: Hatteberg, Long, Pena, Menecchino 4 (vs. Tampa Bay, Aug. 1, 1999) 4th inning: Tejada, Chavez, Giambi, Jaha 4 (vs. Boston, Aug. 21, 1997) 3rd inning: Giambi, Young, McDonald, Canseco)
Consecutive	3 (13 times, last: vs. Texas, July 24, 2022 (Murphy, Pinder, Kemp)
Consecutive Games with a Home Run	23 (July 2-27, 1996)
Two Consecutive Games	12 (June 25-27, 1996)

Most Total Bases

Season	2546 (1996)
Game	46 (at Houston, Sept. 10, 2019)

Most Extra Base Hits

Season	572 (2019)
Game	11 (eight times, last: at Minnesota, Sept. 11, 2013)

Most Runs Batted In

Season	923 (1932)
Game	23 (vs. Texas, Sept. 30, 2000) 23 (at Boston, May 1, 1929)

Most Walks

Season	783 (1949)
Game	16 (vs. Chicago, May 2, 1952) 16 (at St. Louis, June 21, 1948)

Most Strikeouts

Season	1496 (2023)
Game	21 (vs. Tampa Bay, July 30, 2012, 15 inn.)
Game, Nine Innings	19 (at Cleveland, May 30, 2017) 19 (at Seattle, June 24, 1997)

ATHLETICS WHO HAVE HIT FOR THE CYCLE

Harry Davis at Boston, July 10, 1901
Nap Lajoie at Cleveland, July 30, 1901
Danny Murphy vs. St. Louis, August 25, 1910
Frank Baker at New York, July 3, 1911 (second game)
Mickey Cochrane at Washington, July 22, 1932
Mickey Cochrane at New York, August 2, 1933
Pinky Higgins at Washington, August 6, 1933
Jimmie Foxx at Cleveland, August 14, 1933
Doc Cramer at New York, June 10, 1934

Sam Chapman at St. Louis, May 5, 1939
Elmer Valo at Chicago, August 2, 1950
Tony Phillips at Baltimore, May 16, 1986
Mike Blowers at Chicago, May 18, 1998
Eric Chavez vs. Baltimore, June 21, 2000
Miguel Tejada at Seattle, September 29, 2001
Eric Byrnes at San Francisco, June 29, 2003
Mark Ellis vs. Boston, June 4, 2007

Most Hit By Pitch

Season	98 (2021)
Game	5 (at Los Angeles-AL, Aug. 12, 2018) 5 (at Anaheim, June 7, 2001) 5 (at St. Louis, July 17, 1911)

Most Sacrifice Hits

Season	147 (1906)
Game	7 (at St. Louis, June 23, 1935, G#2) 7 (vs. Cleveland, July 15, 1912)

Most Sacrifice Flies

Season	77 (1984)
Game	3 (40 times, last: at Colorado, July 29, 2023)

Most Grounded Into Double Plays

Season	170 (1950, 2006)
Game	5 (19 times, last: vs. San Diego, July 3, 2018)

Most Stolen Bases

Season	341 (1976)
Season, vs. One Team	64 (New York, 1913)
Game	12 (at Minnesota, Aug. 1, 1976)

TEAM PITCHING

Earned Run Average

Lowest	1.79 (1910)
Highest	6.08 (1936)

Complete Games

Most	136 (1904)
Fewest	0 (2022, 2023)
Consecutive	31 (July 13-Aug. 14, 1901)

Shutouts

Most	27 (1907, 1909)
Fewest	1 (1919, 1997)
Consecutive	3 (10 times, last: Aug. 28-31, 1996)
Consecutive Shutout Innings	44 (Sept. 13-18, 1966)

Saves

Most	64 (1988, 1990)
Fewest	13 (1980)

Innings Pitched

Most	1489.1 (1988)
Fewest	1324 (1938)

Hits

Most, Season	1734 (1997)
Most, Game	33 (at Cleveland, July 10, 1932; 18 inn.)
Most, Nine Inning Game	29 (vs. Chicago, April 23, 1955)
Fewest, Season	1069 (1909)

Runs Allowed

Most, Season	1045 (1936)
Most, Game	29 (vs. Chicago, April 23, 1955)
Most, Inning	14 (at Cleveland, June 18, 1950, G#2, 1st inn.) 14 (at Boston, July 4, 1948, 7th inn.)
Fewest, Season	408 (1909)

Earned Runs Allowed

Most	913 (1936)
Fewest	282 (1910)

Walks Allowed

Most, Season	827 (1915)
Most, Season, Intentional	78 (1968)
Most, Game	18 (Detroit, May 9, 1916)
Most, Game, Intentional	5 (three times, last: at California, Aug. 27, 1966)
Fewest, Season	366 (1904)
Fewest, Season, Intentional	11 (2021)

Strikeouts

Most, Season	1332 (2021)
Most, Game	26 (vs. California, July 9, 1971; 20 inn.)
Most, Nine Inning Game	19 (vs. Detroit, Sept. 7, 2019)
Fewest, Season	371 (1924)

Home Runs Allowed

Most, Season	220 (1964)
Most, Game	8 (vs. New York, June 28, 1939)
Most, Inning	5 (vs. Minnesota, June 9, 1966; 7th inn.)
Most Grand Slams, Season	8 (1993, 1999, 2023)
Fewest, Season	8 (1910)
Fewest Grand Slams, Season	0 (17 times, last: 2003)
Consecutive Innings, No HR	.856.2 (May 31-September 6, 1910)
Consecutive Innings, No HR (since 1920)	196.2 (May 21-June 12, 1926)

Hit Batters

Most, Season	100 (2023)
Most, Game	5 (at Detroit, Aug. 11, 1965, G#2)
Fewest, Season	9 (1931)

Wild Pitches

Most, Season	86 (2018)
Most, Game	5 (at Seattle, July 23, 2021) 5 (at Chicago, June 7, 1937)
Fewest, Season	13 (1946)

Balks

Most, Season	76 (1988)
Most, Game	5 (at Seattle, April 13, 1988)
Fewest, Season	0 (1928)

MILESTONE STRIKEOUTS

Franchise

1	Chick Fraser, April 26, 1901 vs. Washington
10000	Weldon Wycoff, June 5, 1915 vs. St. Louis
20000	Johnny Marcum, July 27, 1935 vs. Boston (G#2) (Babe Dahlgren)
30000	Bill Harrington, August 20, 1955 at Cleveland (Art Houtteman)
40000	Blue Moon Odom, June 29, 1968 at New York (G#1) (Bill Robinson)
50000	Rick Langford, August 5, 1980 vs. Minnesota (Roy Smalley)
60000	Kelly Downs, Sept. 13, 1992 vs. Seattle (Greg Briley)
70000	Tim Hudson, July 22, 2003 at Kansas City (Travis Dawkins)
80000	Jarrold Parker, September 15, 2012 vs. Baltimore (Chris Davis)
90000	Jake Diekman, July 23, 2021 vs. Seattle (J.P. Crawford)

Oakland

1	Catfish Hunter, April 10, 1968 at Baltimore (Brooks Robinson)
10000	Rick Lysander, April 27, 1980 at Minnesota (Danny Goodwin)
20000	Ron Darling, June 5, 1992 at Chicago (Ron Karkovice)
30000	Mark Mulder, April 30, 2003 at Chicago (Paul Konerko)
40000	Ryan Cook, July 13, 2012 at Minnesota (Ryan Doumit)
50000	Sean Manaea, May 23, 2021 at Los Angeles-AL (Justin Upton)

INDIVIDUAL BATTING

Highest Batting Average

Career.....	.356	(Al Simmons, 1924-32, 40-41, 44)
Season, Right Hander.....	.426	(Nap Lajoie, 1901)
Season, Left Hander.....	.365	(Eddie Collins, 1911)
Season, Switch Hitter.....	.303	(Dave Philley, 1953)
Season, Pinch Hitter (min. 30 ab).....	.452	(Elmer Valo, 1955)
Season, Designated Hitter.....	.328	(Erubiel Durazo, 2004)
Season, Rookie.....	.334	(Socks Seybold, 1901)

Highest Slugging Percentage

Career.....	.640	(Jimmie Foxx, 1925-35)
Season, Right Hander.....	.749	(Jimmie Foxx, 1932)
Season, Left Hander.....	.660	(Jason Giambi, 2001)
Season, Switch Hitter.....	.493	(Nick Swisher, 2006)
Season, Rookie.....	.618	(Mark McGwire, 1997)

Highest On-Base Percentage

Career.....	.440	(Jimmie Foxx, 1925-35)
Season, Left Hander.....	.477	(Jason Giambi, 2001)
Season, Right Hander.....	.469	(Jimmie Foxx, 1932)
Season, Switch Hitter.....	.381	(Nick Swisher, 2007)
Season, Rookie.....	.414	(Ferris Fain, 1947)

Most Games Played

Career.....	1795	(Bert Campaneris, 1964-76)
Season.....	162	(13 times, last: Marcus Semien, 2019)
Season, Rookie.....	160	(Phil Garner, 1975)
Consecutive.....	594	(Miguel Tejada, June 2, 2000-Sept. 28, 2003)

Most At Bats

Career.....	7180	(Bert Campaneris, 1964-76)
Season.....	670	(Al Simmons, 1932)
Season, Rookie.....	611	(Dick Howser, 1961)
Game.....	11	(Irv Hall vs. Detroit, July 21, 1945)

Most Runs

Career.....	1270	(Rickey Henderson, 1979-84, 89-95, 98)
Season.....	152	(Al Simmons, 1930)
Season, Rookie.....	108	(Dick Howser, 1961)
Game .5	(11 times, last: Luis Polonia at Kansas City, Sept. 9, 1988)	

Most Hits

Career.....	1882	(Bert Campaneris, 1964-76)
Season, Right Hander.....	253	(Al Simmons, 1925)
Season, Left Hander.....	214	(Doc Cramer, 1935)
Season, Switch Hitter.....	188	(Dave Philley, 1953)
Season, Rookie.....	183	(Al Simmons, 1924)
Game.....	6	(Joe DeMaestri at Detroit, July 8, 1955; 11 inn.) 6 (Roger Cramer vs. Detroit, July 13, 1935) 6 (Bob Johnson vs. Chi., June 16, 1934; G#2, 11 inn.) 6 (Jimmie Foxx at Cleveland, July 10, 1932; 18 inn.) 6 (Roger Cramer at Chicago, June 20, 1932) 6 (Jimmie Foxx vs. Wash., May 30, 1930; G#1, 13 inn.) 6 (Danny Murphy at Boston, July 8, 1902)
Consecutive.....	8	(several times, last: Josh Reddick, May 7-8, 2016)
Hitting Streak.....	29	(Billy Lamar, May 30-June 29, 1925)
Consecutive Games Reaching Base.....	62	(Mark McGwire, Sept. 16, 1995-June 18, 1996)
Consecutive At Bats, No Hits (since 1913).....	42	(Tim Thompson, July 24-Aug. 19, 1957)

Multiple Hit Games

Career.....	551	(Al Simmons, 1924-32, 40-41, 44)
Season.....	85	(Al Simmons, 1925)
Season, Rookie.....	56	(Al Simmons, 1924)
Season, Five-Hit Games.....	3	(Al Simmons, 1932)
Season, Four-Hit Games.....	10	(Al Simmons, 1930)

Season, Three-Hit Games.....	33	(Nap Lajoie, 1901)
------------------------------	----	--------------------

Most Singles

Career.....	1472	(Bert Campaneris, 1964-76)
Season.....	174	(Al Simmons, 1925)
Season, Rookie.....	135	(Al Simmons, 1924)
Game.....	6	(Joe DeMaestri at Detroit, July 8, 1955; 11 inn.) 6 (Roger Cramer at Chicago, June 20, 1932)

Most Doubles

Career.....	365	(Jimmy Dykes, 1918-32)
Season.....	53	(Al Simmons, 1926)
Season, Rookie.....	44	(Bob Johnson, 1933)
Game.....	4	(Frankie Hayes at Cleveland, July 25, 1936)

Most Triples

Career.....	102	(Danny Murphy, 1902-13)
Season.....	21	(Frank Baker, 1912)
Season, Rookie.....	19	(Frank Baker, 1909)
Game.....	3	(Bert Campaneris vs. Cleveland, Aug. 29, 1967; 10 inn.)

Most Home Runs

Career.....	363	(Mark McGwire, 1986-97)
Career, Pinch Hit.....	6	(Chad Pinder, 2016-22)
Season, Designated Hitter.....	98	(Dave Kingman, 1984-86)
Career, Grand Slams.....	9	(Mark McGwire, 1986-97) 9 (Gus Zernial, 1951-57) 9 (Sam Chapman, 1938-41, 45-51) 9 (Jimmie Foxx, 1925-35)
Career, Inside The Park.....	23	(Danny Murphy, 1902-13)
Career, Leadoff.....	43	(Rickey Henderson, 1979-84, 89-95, 98)
Season, Right Hander.....	58	(Jimmie Foxx, 1932)
Season, Left Hander.....	47	(Reggie Jackson, 1969)
Season, Switch Hitter.....	35	(Nick Swisher, 2006)
Season, Pinch Hitter.....	4	(Jeff Burroughs, 1982)
Season, Designated Hitter.....	46	(Khris Davis, 2018)
Season, Grand Slams.....	4	(Jason Giambi, 2000)
Season, Inside The Park.....	5	(Danny Murphy, 1911)
Season, Leadoff.....	7	(Rickey Henderson, 1993)
Season, Rookie.....	49	(Mark McGwire, 1987)
Season, Home.....	31	(Jimmie Foxx, 1933) 31 (Jimmie Foxx, 1932)
Season, Road.....	28	(Mark McGwire, 1996) 28 (Jose Canseco, 1991) 28 (Mark McGwire, 1987)
Month.....	15	(Bob Johnson, June, 1934) 15 (Mark McGwire, May, 1987)
Game.....	3	(28 times, last: Khris Davis vs. Texas, May 17, 2016)
Game, Both Sides of Plate.....	nine times, last: Coco Crisp at New York-AL, Aug. 2-4, 2011	
Two Consecutive Games.....	5	(Josh Reddick, Aug. 9-10, 2013) 5 (Mark McGwire, June 10-11, 1995) 5 (Mark McGwire, June 27-28, 1987)
Inning.....	2	(Mark McGwire at Seattle, Sept. 22, 1996; 5th inn.)
Consecutive Games With Home Run.....	6	(Frank Thomas, Sept. 5-11, 2006)
Consecutive At Bats With Home Run.....	4	(Jimmie Foxx vs. Washington and N.Y., June 7-8, 1933) (Mike Epstein vs. Washington, June 15-16, 1971)
Home Run, First Major League At Bat.....	five times:	(Terry Steinbach, Sept. 12, 1986 at Cleveland) (Joe Keough, Aug. 7, 1968 at New York, G#2) (Bert Campaneris, July 23, 1964 vs. Minnesota) (Gene Hasson, Sept. 9, 1937 vs. Washington, G#1) (Ace Parker, April 30, 1937 vs. Boston)
Consecutive At Bats, No Home Runs.....	1904	(Irv Hall, April 20, 1943-Sept. 26, 1946)

Most Runs Batted In

Career.....	1178 (Al Simmons, 1924-32, 40-41, 44)
Season, Right Hander.....	169 (Jimmie Foxx, 1932)
Season, Left Hander.....	137 (Jason Giambi, 2000)
Season, Switch Hitter.....	101 (Ruben Sierra, 1993)
Season, Designated Hitter.....	118 (Khris Davis, 2018)
Season, Rookie.....	118 (Mark McGwire, 1987)
Game.....	10 (Reggie Jackson at Boston, June 14, 1969)
Inning.....	6 (Matt Stairs vs. California, July 5, 1996; 1st inn.) 6 (Joe Astroth at Washington, Sept. 23, 1950; 6th inn.) 6 (Bob Johnson at Chicago, Aug. 29, 1937; 1st inn.)
Consecutive Games With RBI... 14 (Tris Speaker, May 16-30, 1928)	

Most Total Bases

Career.....	2998 (Al Simmons, 1924-32, 40-41, 44)
Season.....	438 (Jimmie Foxx, 1932)
Season, Rookie.....	344 (Mark McGwire, 1987)
Game.....	16 (Jimmie Foxx at Cleveland, July 10, 1932; 18 inn.)
Game, Nine Innings.....	14 (Harold Baines vs. Balt., May 7, 1991) 14 (Joe Hauser at Cleveland, August 2, 1924)

Most Extra Base Hits

Career.....	655 (Al Simmons, 1924-32, 40-41, 44)
Season.....	100 (Jimmie Foxx, 1932)
Season, Rookie.....	81 (Mark McGwire, 1987)
Game.....	4 (18 times, last: Ryon Healy vs. Wash., June 3, 2017)

Most Walks

Career.....	1227 (Rickey Henderson, 1979-84, 89-95, 98)
Career, Intentional.....	84 (Reggie Jackson, 1967-75, 87)
Season.....	149 (Eddie Joost, 1949)
Season, Rookie.....	95 (Ferris Fain, 1947)
Season, Intentional.....	24 (Jason Giambi, 2001)
Game.....	5 (eight times, last: Matt Chapman at Cleveland, August 12, 2021)
Consecutive.....	7 (Jose Canseco, Aug. 4-5, 1992)

Most Strikeouts

Career.....	1226 (Reggie Jackson, 1967-75, 87)
Season.....	202 (Matt Chapman, 2021)
Season, Rookie.....	175 (Jose Canseco, 1986)
Game.....	5 (12 times, last: Matt Chapman vs. Houston, Sept. 24, 2021)
Two Consecutive Games.....	8 (four times, last: Matt Chapman, Sept. 4-5, 2020)

Most Hit By Pitch

Career.....	87 (Jimmy Dykes, 1918-32)
Season.....	27 (Mark Canha, 2021)
Season, Rookie.....	16 (Esteury Ruiz, 2023)
Game.....	2 (69 times, last: Esteury Ruiz vs. Baltimore, August 19, 2023)

Most Sacrifice Hits

Career.....	188 (Jimmy Dykes, 1918-32)
Season.....	34 (Simon Nicholls, 1907)
Season, Rookie.....	34 (Simon Nicholls, 1907)
Game.....	3 (nine times, last: Ned Garver at Det., Sept. 23, 1960)

Most Sacrifice Flies

Career.....	59 (Mark McGwire, 1986-97)
Season.....	14 (Dave Kingman, 1984)
Season, Rookie.....	12 (Leo Posada, 1961)
Game.....	2 (32 times, last: Stephen Vogt at Tampa Bay, May 24, 2015)

Most Grounded Into Double Plays

Career.....	158 (Pete Suder, 1941-55)
Season.....	32 (Ben Grieve, 2000)
Season, Rookie.....	28 (George Kell, 1944)
Game.....	3 (Harry Simpson vs. Wash., June 12, 1957, G#2) 3 (Benny McCoy vs. Washington, May 25, 1941)

Most Stolen Bases

Career.....	867 (Rickey Henderson, 1979-84, 89-95, 98)
Season.....	130 (Rickey Henderson, 1982)
Season, Rookie.....	67 (Esteury Ruiz, 2023)
Game.....	6 (Eddie Collins at St. Louis, Sept. 22, 1912; G#1) 6 (Eddie Collins at Detroit, Sept. 11, 1912)
Consecutive.....	36 (Coco Crisp, July 16, 2011-June 19, 2012)

Most Caught Stealing

Career.....	219 (Rickey Henderson, 1979-84, 89-95, 98)
Season.....	42 (Rickey Henderson, 1982)
Season, Rookie.....	21 (Mike Edwards, 1978)
Game.....	3 (Rickey Henderson at California, July 27, 1982) 3 (Joe Hauser vs. St. Louis, Aug. 18, 1922)

INDIVIDUAL PITCHING

Most Games Won

Career.....	284 (Eddie Plank, 1901-14)
Season, Right Hander.....	31 (Jack Coombs, 1910)
Season, Left Hander.....	31 (Lefty Grove, 1931)
Season, Rookie.....	20 (Alex Kellner, 1949) 20 (Scott Perry, 1918)
Consecutive.....	16 (Lefty Grove, June 8-Aug. 19, 1931)

Most Games Lost

Career.....	162 (Eddie Plank, 1901-14)
Season, Right Hander.....	25 (Scott Perry, 1920)
Season, Left Hander.....	20 (Alex Kellner, 1950)
Season, Rookie.....	23 (Elmer Myers, 1916)
Consecutive.....	19 (Jack Nabors, April 28-Sept. 28, 1916)

Most Saves

Career.....	320 (Dennis Eckersley, 1987-95)
Season, Right Hander.....	51 (Dennis Eckersley, 1992)
Season, Left Hander.....	22 (Sean Doolittle, 2014)
Season, Rookie.....	26 (Andrew Bailey, 2009)
Consecutive Saves.....	44 (Grant Balfour, May 5, 2012-July 22, 2013)

Lowest Earned Run Average

Career.....	1.97 (Rube Waddell, 1902-07)
Season.....	1.30 (Jack Coombs, 1910)
Season, Rookie.....	1.39 (Harry Kruise, 1909)

Most Games

Career.....	525 (Dennis Eckersley, 1987-95)
Season.....	84 (Billy Koch, 2002)
Season, Rookie.....	71 (Ryan Cook, 2012) 71 (Aaron Small, 1997)

Most Games Started

Career.....	459 (Eddie Plank, 1901-14)
Season.....	46 (Rube Waddell, 1904)
Season, Rookie.....	36 (Scott Perry, 1918)

Most Complete Games

Career.....	362 (Eddie Plank, 1901-14)
Season.....	39 (Rube Waddell, 1904)
Season, Rookie.....	31 (Elmer Myers, 1916)
Consecutive.....	22 (Rick Langford, May 23-Sept. 12, 1980)
Consecutive Won.....	11 (Bobby Shantz, April 30-June 19, 1952)

Most Shutouts

Career.....	59 (Eddie Plank, 1901-14)
Season.....	13 (Jack Coombs, 1910)
Season, Rookie.....	7 (Harry Krause, 1909)
Consecutive.....	4 (Jack Coombs, Sept. 9-21, 1910)
Consecutive Scoreless Innings.....	53.0 (Jack Coombs, Sept. 5-25, 1910)

Most Innings Pitched

Career.....	3860.2 (Eddie Plank, 1901-14)
Season.....	383 (Rube Waddell, 1904)
Season, Rookie.....	332.1 (Scott Perry, 1918)
Game.....	24 (Jack Coombs at Boston, Sept. 1, 1906)

Hits

Career, Most.....	3438 (Eddie Plank, 1901-14)
Season, Most.....	360 (Jack Coombs, 1911)
Season, Rookie.....	295 (Scott Perry, 1918)
Game, Most.....	26 (Hod Lisenbee at Chicago, Sept. 11, 1936)
Game, Most, Extra Innings.....	29 (Eddie Rommel at Cleveland, July 10, 1932)
Game, Fewest.....	0 (16 times, 14 complete)

Most Runs

Career.....	1374 (Eddie Plank, 1901-14)
Season.....	169 (Elmer Myers, 1916)
Season, Rookie.....	169 (Elmer Myers, 1916)
Game.....	20 (Tom Sheehan at Washington, Sept. 29, 1915; G#2)

Most Earned Runs

Career.....	1025 (Eddie Plank, 1901-14)
Season.....	146 (George Earnshaw, 1930)
Season, Rookie.....	130 (Buck Ross, 1936)
Game.....	15 (Win Noyes vs. Boston, Sept. 15, 1919)

Most Walks

Career.....	913 (Eddie Plank, 1901-14)
Season.....	168 (Elmer Myers, 1916)
Season, Rookie.....	168 (Elmer Myers, 1916)
Game.....	16 (Bruno Haas vs. New York, June 23, 1915)

Most Strikeouts

Career.....	1985 (Eddie Plank, 1901-14)
Season.....	349 (Rube Waddell, 1904)
Season, Rookie.....	182 (Elmer Myers, 1916)
Season, 10 strikeout games.....	12 (Rube Waddell, 1904)
Game.....	18 (Jack Coombs at Chicago, Aug. 4, 1910; 16 inn.) 18 (Jack Coombs at Boston, Sept. 1, 1906; 24 inn.)
Game, Nine Innings.....	16 (Jose Rijo at Seattle, April 19, 1986)
Inning.....	4 (Ryan Dull, April 17, 2018 vs. Chicago-AL; 8th inn.) 4 (Ryan Cook, April 27, 2012 at Baltimore; 8th inn.) 4 (Erik Hiljus, June 30, 2001 at Texas; 7th inn.) 4 (Blake Stein, July 27, 1998 at Tampa Bay; 4th inn.)

Most Home Runs

Career.....	261 (Jim Hunter, 1965-74)
Season.....	40 (Orlando Peña, 1964)
Season, Rookie.....	28 (Jharel Cotton, 2017)
Game.....	6 (George Caster vs. Boston, Sept. 24, 1940)

Most Hit Batters

Career.....	185 (Eddie Plank, 1901-14)
Season.....	32 (Chick Fraser, 1901)
Season, Rookie.....	25 (Chief Bender, 1903)
Game.....	4 (Byron Houck vs. Boston, Oct. 4, 1912) 4 (Weldon Henley at Washington, April 15, 1904)

Most Wild Pitches

Career.....	87 (John Odum, 1964-75)
Season.....	22 (Mike Moore, 1992)
Season, Rookie.....	16 (Stu Flythe, 1936)
Game.....	4 (Stan Bahnsen vs. Cal., July 5, 1975) 4 (George Turbeville at Chicago, June 7, 1937) 4 (Al Kellogg at Cleveland, Sept. 29, 1908, G#2)

OAKLAND 20-GAME WINNERS

Pitcher	Year	Record	Pct.	ERA	IP
Vida Blue	1971	24-8	.750	*1.82	312.0
Jim Hunter	1971	21-11	.656	2.96	274.0
Jim Hunter	1972	21-7	*.750	2.04	295.0
Vida Blue	1973	20-9	.690	3.20	263.2
Ken Holtzman	1973	21-13	.618	2.97	297.1
Jim Hunter	1973	21-5	*.808	3.34	256.0
Jim Hunter	1974	*25-12	.676	*2.49	318.0
Vida Blue	1975	22-11	.667	3.01	270.0
Mike Norris	1980	22-9	.710	2.63	284.0
Dave Stewart	1987	**20-13	.606	3.68	261.1
Dave Stewart	1988	21-12	.636	3.23	**275.2
Dave Stewart	1989	21-9	.700	3.32	257.2
Bob Welch	1990	*27-6	*.818	2.95	238.0
Dave Stewart	1990	22-11	.667	2.56	*267.0
Tim Hudson	2000	**20-6	*.769	4.14	202.1
Mark Mulder	2001	*21-8	.724	3.45	229.1
Barry Zito	2002	*23-5	.821	2.75	229.1

* Led league

** Tied for league lead

OAKLAND ATHLETICS RECORDS

TEAM GENERAL

Most Games Won

Season	104 (1988)
Home	57 (2003)
Road	55 (1971)
Consecutive	20 (Aug. 13-Sept. 4, 2002)
Consecutive, Home	20 (Aug. 25, 2001-April 3, 2002)
Consecutive, Road	12 (Aug. 24-Sept. 12, 2012) 12 (July 31-Aug. 15, 1971)
vs. One Team	17 (Seattle, 2006)
by Shutout	23 (1972)
by One Run	33 (2004)
in Extra Innings	14 (1988)
Month	24 (August 2002)
Homestand	11 (June 1-13, 2004)
Roadtrip	11 (May 29-June 11, 1972)

Most Games Lost

Season	112 (2023)
Home	55 (2023)
Road	58 (1979)
Consecutive	14 (July 29-Aug. 12, 1977)
Consecutive, Home	12 (July 29-Aug. 21, 1977)
Consecutive, Road	15 (May 7-June 5, 2023) 15 (May 24-June 23, 1986)
vs. One Team	15 (Seattle, 2021)
by Shutout	19 (1978)
Fewest Lost By Shutout	3 (2001, 2004, 2019)
by One Run	35 (2015)
in Extra Innings	14 (1976)
Month	24 (June 1979)
Homestand	10 (July 26-Aug. 7, 1977)
Roadtrip	11 (July 15-29, 1993) 11 (June 12-25, 1978)

Most Games

Season	163 (1968)
Shutout	31 (1972)
One Run	59 (1976)
Extra Innings	22 (1969 and 1976)
Month	33 (August 1968)

Highest Winning Percentage

Season	.642 (1988)
Home	.704 (2003)
Road	.688 (1971)
Shutout Games	.800 (2019, 12-3) .800 (1989, 20-5)
One-Run Games	.696 (2002, 32-14)
Extra Inning Games	.889 (1975, 8-1)
Month	.857 (August 2002; 24-4) .857 (April 1981; 18-3)
Homestand (min. 6 games)	1.000 (April 15-21, 2021; 7-0) 1.000 (Aug. 23-29, 2004; 7-0) 1.000 (Sept. 3-10, 2001; 7-0) 1.000 (Sept. 10-16, 1992; 7-0) 1.000 (eight times, last: Aug. 4-9, 2020; 6-0)
Road trip (min. 6 games)	1.000 (Aug. 19-28, 2002; 10-0) 1.000 (April 9-16, 1981; 8-0) 1.000 (April 5-11, 2013; 6-0)

Lowest Winning Percentage

Season	.309 (2023)
Home	.321 (2023)
Road	.284 (1979)
Shutout Games	.100 (1997, 1-9)
One-Run Games	.352 (2015, 19-35)
Extra Inning Games	.231 (2009, 3-10)
Month	.172 (June, 1979; 5-24)
Homestand (min. 6 games)	.000 (April 14-19, 2023; 0-6) .000 (April 29-May 4, 2022; 0-6)
Road trip (min. 6 games)	.000 (12 times. Most losses: 0-9, Sept. 22-Oct. 1, 1995)

Most Players Used

Season	64 (2022)
Pitchers, Season	41 (2023)
Game, Nine Innings	24 (vs. Seattle, Sept. 1, 2018) 24 (vs. Minnesota, Sept. 28, 1972)
Game, Extra Innings	30 (vs. Chicago, Sept. 19, 1972; 15 inn.)
Pitchers, Game	9 (vs. Seattle, Sept. 1, 2018; 9 inn.) 9 (at New York-AL, Sept. 22, 2012; 14 inn.) 9 (at Boston, June 4, 2011; 14 inn.) 9 (vs. Seattle, Sept. 20, 1997; 15 inn.)

Fewest Players Used

Season	33 (1979)
Pitchers, Season	11 (1974)

Length of Game

Most Innings	21 (at Washington, June 4, 1971)
Longest Time, Nine Innings	4:31 (at New York-AL, Aug. 25, 2011)
Longest Time, Extra Innings	6:32 (vs. Los Angeles-AL April 29, 2013; 19 inn.)
Shortest Game	1:35 (vs. Kansas City, Sept. 28, 1971)

Left On Base

Season, Most	1274 (2004)
Season, Fewest	.972 (2022)
Game, Most	21 (at Texas, July 1, 1979; 15 inn.)
Nine Inning Game, Most	17 (at Chicago, Sept. 18, 1982)
Extra Inning Game, Fewest	1 (at Min., April 29, 2000, 10 inn.) 1 (vs. Chicago-AL, June 24, 1990, 10 inn.)

Scoring Margin

Victory	21 (vs. Texas, Sept. 30, 2000; 23-2)
Shutout Victory	17 (at Cleveland, August 12, 2021)
Defeat	16 (six times, last: at Baltimore, Aug. 16, 2015; 2-18)
Shutout Defeat	16 (at Kansas City, June 25, 1984)
Largest Deficit Overcome to Win	10 (vs. Min., July 20, 2009)
Largest Lead Surrendered to Lose	8 (at Texas, May 5, 2000)

Errors

Season, Most	190 (1977)
Season, Fewest	72 (2021)
Game, Most	7 (vs. Cleveland, June 7, 1987) 7 (at Chicago, Sept. 20, 1977) 7 (vs. Kansas City, July 24, 1976)
Consecutive Games, No Errors	15 (June 25-July 9, 2016)

Double Plays Turned

Most, Season	195 (1996)
Game	.6 (at Chicago, May 17, 1995) 6 (at Kansas City, Sept. 13, 1970)

TEAM BATTING

Batting Average

Highest	.270 (2000, 2004)
Lowest	.216 (2022)

Slugging Percentage

Highest	.458 (2000)
Lowest	.343 (1968)

On-Base Percentage

Highest	.360 (2000)
Lowest	.281 (2022)

Most At Bats

Season	5728 (2004)
Game	.76 (at Washington, June 4, 1971; 21 innings)
Game, Nine Innings	51 (at Houston, Sept. 10, 2019) 51 (at Boston, June 14, 1969)

Most Runs

Season	947 (2000)
Game	.23 (vs. Texas, Sept. 30, 2000)
Game, Loss	16 (at Texas, May 5, 2000; 16-17)
Game, Both Clubs	33 (at Texas, May 5, 2000; 16-17)
Inning	.13 (vs. California, July 5, 1996; 1st)
Consecutive Innings, No Runs	31.0 (May 5-10, 1978)
Two Consecutive Games	34 (June 18-19, 2000) 34 (June 14-15, 1969)
Three Consecutive Games	44 (June 17-19, 2000)
Consecutive Games, One Or More Runs	104 (May 10-Sept. 8, 2019) 104 (June 18, 2001-April 10, 2002)

Most Hits

Season	1545 (2004)
Game, Nine Innings	25 (at Houston, Sept. 10, 2019) 25 (at Boston, June 14, 1969)
Game, Extra Innings	.29 (at Texas, July 1, 1979; 15 inn.)
Inning	.10 (at Baltimore, Sept. 12, 2018, 3rd inn.) 10 (at Minnesota, Sept. 11, 2013; 4th inn.) 10 (at Kansas City, May 3, 2000; 7th inn.)

Most Singles

Season	1061 (1983)
Game	.25 (at Texas, July 1, 1979; 15 inn.)
Game, Nine Innings	.19 (at Texas, May 10, 1973)

Most Doubles

Season	336 (2004)
Game	.08 (eight times, last: vs. Los Angeles-AL, Sept. 1, 2023)

Most Triples

Season	46 (2015)
Game	.04 (at Texas, July 26, 2018)

Most Home Runs

Season	.257 (2019)
Season, Home	.129 (2017)
Season, Road	.136 (2018)
Season, Grand Slam	.14 (2000)
Season, Inside The Park	.02 (1968, 1970, 1979, 1986, 2000)
Season, vs. one team	.35 (Seattle, 2019) .35 (Texas, 2019)
Season, Back-To-Back	.13 (2000)
Players with 30 or More Home Runs	3 (1996, 1999, 2001, 2019)
Players with 20 or More Home Runs	7 (2019)
Players with 10 or More Home Runs	10 (2019)
Month	.55 (June 1996 and Aug. 1999)
Game	.08 (at California, June 27, 1996)
Game, Grand Slam	.02 (at Toronto, Aug. 24, 2003) .02 (at Seattle, Sept. 10, 2007)
Inning	.04 (vs. Chicago, April 27, 2002, 3rd inning: Hatteberg, Long, Pena, Menechino) .04 (vs. Tampa Bay, Aug. 1, 1999, 4th inning: Tejada, Chavez, Giambi, Jaha) .04 (vs. Boston, Aug. 21, 1997, 3rd inning: Giambi, Young, McDonald, Canseco)
Consecutive	.03 (nine times, last: vs. Texas, July 24, 2022 (Murphy, Pinder, Kemp))
Consecutive games with a home run	.23 (July 2-27, 1996)
Two consecutive games	.12 (June 25-27, 1996)
Three consecutive games	.15 (June 25-28, 1996)
Four consecutive games	.18 (June 25-29, 1996)

Most Total Bases

Season	2546 (1996)
Game	.46 (at Houston, Sept. 10, 2019)
Inning	.21 (at Kansas City, May 3, 2000; 7th inn.)

Most Extra Base Hits

Season	.572 (2019)
Game	.11 (four times, last: at Minnesota, Sept. 11, 2013)
Inning	.05 (six times, last: at San Francisco, Aug. 16, 2020; 5th)

Most Runs Batted In

Season	.908 (2000)
Game	.23 (vs. Texas, Sept. 30, 2000)

Most Walks

Season	.770 (1999)
Game	.15 (at Baltimore, Sept. 19, 2000)

Most Strikeouts

Season	1496 (2023)
Game, Nine Innings	.19 (at Cleveland, May 30, 2017) .19 (at Seattle, June 24, 1997)
Game, Extra Innings	.21 (vs. Tampa Bay, July 30, 2012)

OAKLAND A'S MILESTONE HITS

1	John Donaldson, April 10, 1968 at Baltimore
10000	Phil Garner, June 27, 1975 at California
20000	Dwayne Murphy, June 1, 1983 at Milwaukee
30000	Mike Gallego, May 30, 1990 vs. Toronto
40000	Matt Stairs, August 15, 1997 at Chicago
50000	Damian Miller, July 26, 2004 vs. Seattle
60000	Hideki Matsui, August 1, 2011 at Seattle
70000	Mark Canha, September 28, 2018 at Los Angeles (AL)

Most Hit By Pitch

Season 98 (2021)
Game 5 (at Los Angeles-AL, Aug. 12, 2018)
5 (at Anaheim, June 7, 2001)

Most Sacrifice Hits

Season 108 (1978)
Game 4 (nine times, last: vs. Cleveland, June 22, 1985)

Most Sacrifice Flies

Season 77 (1984)
Game 3 (34 times, last: at Colorado, July 29, 2023)

Most Grounded Into Double Plays

Season 170 (2006)
Game 5 (10 times, last: vs. San Diego, July 3, 2018)

Most Stolen Bases

Season 341 (1976)
Season, vs. One Team 57 (Minnesota, 1976)
Game 12 (at Minnesota, Aug. 1, 1976)
Game, Steals of Home 2 (vs. Kansas City, May 28, 1980)
2 (vs. Detroit, May 3, 1980)
Inning 5 (at Boston, July 17, 1983)
Consecutive, No Caught Stealing 22 (Oct. 2, 1991-April 10, 1992)

TEAM PINCH HITTING

Highest Average, Season 345 (1997)
At Bats, Season 213 (1969)
Hits, Season 57 (1997)
Home Runs, Season 8 (1970)
Runs Batted In, Season 31 (1997)
Pinch Hitters Used, Game 10 (vs. Chicago,
Sept. 19, 1972; 15 inn.)
Pinch Hitters Used, Game, Nine innings 6 (nine times, last:
Sept. 12, 2018 at Baltimore)

TEAM PITCHING

Earned Run Average

Lowest 2.58 (1972)
Highest 5.484 (2023)
5.480 (1997)

Complete Games

Most 94 (1980)
Fewest 0 (2022, 2023)
Consecutive 9 (Aug. 9-17, 1980)

Shutouts

Most 23 (1972)
Fewest 1 (1997)
Consecutive 3 (four times, last: Aug. 28-31, 1996)
Consecutive Shutout Innings 37 (Aug. 13-17, 1983)

Saves

Most 64 (1988 and 1990)
Fewest 13 (1980)

Innings Pitched

Most 1489.1 (1988)
Fewest 1419.2 (2023)

Hits

Most, Season 1734 (1997)
Most, Game 26 (at Baltimore, Aug. 16, 2015)
Most, Inning 10 (at Baltimore, Aug. 16, 2015; 5th inn.)
10 (at New York, July 18, 1993; 7th inn.)
Fewest, Season 1170 (1972)

Runs Allowed

Most, Season 946 (1997)
Most, Game 22 (at New York-AL, Aug. 25, 2011)
Most, Inning 12 (vs. Texas, July 3, 1983; 15th inn.)
Fewest, Season 457 (1972)

Earned Runs Allowed

Most 880 (1997)
Fewest 406 (1972)

Walks

Most, Season 694 (2023)
Most, Season, Intentional 78 (1968)
Most, Game 17 (vs. New York-NL, April 14, 2023)
Most, Game, Intentional 4 (11 times, last:
vs. New York (AL), June 13, 2013)
Fewest, Season 406 (2014)
Fewest, Season, Intentional 11 (2021)

Strikeouts

Most, Season 1332 (2021)
Most, Nine Inning Game 19 (vs. Detroit, Sept. 7, 2019)
Most, Extra Inning Game 26 (vs. Cal., July 9, 1971; 20 inn.)
Fewest, Season 695 (1984)

Doubles

Most, Season 346 (1997)
Most, Game 11 (vs. Cleveland, July 1, 2018)

Triples

Most, Season 48 (1983)
Most, Game 4 (at Toronto, Sept. 11, 1983)

Home Runs

Most, Season 213 (2023)
Most, Game 7 (four times, last: vs. Houston, May 28, 2023)
Most, Inning 4 (at Seattle, Sept. 21, 1996)
4 (at Minnesota, May 16, 1983)
Most Grand Slams, Season 8 (1993, 1999, 2023)
Fewest, Season 90 (1974)
Fewest Grand Slams, Season 0 (1974 and 2003)
Consecutive Innings, No HR 136.2 (June 19-July 4, 1974)

10 OR MORE RUNS IN AN INNING IN OAKLAND HISTORY

Runs	Opponent	Inning	Date	Runs	Opponent	Inning	Date
13	California	B-1	July 5, 1996	10	at Minnesota	T-4	September 11, 2013
10	Milwaukee	B-4	May 9, 1972	10	at Chicago (AL)	T-4	September 15, 2015
10	at New York	T-5	August 29, 1989	10	at Baltimore	T-3	September 12, 2018
10	Seattle	B-3	June 23, 1992	10	Baltimore	B-6	June 18, 2019
10	at Kansas City	T-3	June 18, 2000				

Hit Batters

Most, Season	100 (2023)
Most, Game	4 (vs. Texas, April 20, 2003)
Fewest, Season	19 (1972)

Wild Pitches

Most, Season	86 (2018)
Most, Game	5 (at Seattle, July 23, 2021)
Fewest, Season	28 (1974)

Balks

Most, Season	76 (1988)
Most, Game	5 (at Seattle, April 13, 1988)
Fewest, Season	1 (1974, 2000, 2013, 2014)

INDIVIDUAL BATTING

Highest Batting Average

Career	.300 (Jason Giambi, 1995-2001, 09)
Season, Left Hander	.342 (Jason Giambi, 2001)
Season, Right Hander	.336 (Carney Lansford, 1989)
Season, Switch Hitter	.294 (Billy Burns, 2015)
Season, Pinch Hitter	.636 (Mike Macfarlane, 1998)
Season, Designated Hitter	.328 (Eruviel Durazo, 2004)
Season, Rookie	.307 (Mitchell Page, 1977)

Highest Slugging Percentage

Career	.551 (Mark McGwire, 1986-97)
Season, Right Hander	.730 (Mark McGwire, 1996)
Season, Left Hander	.660 (Jason Giambi, 2001)
Season, Switch Hitter	.493 (Nick Swisher, 2006)
Season, Rookie	.618 (Mark McGwire, 1987)

Highest On-Base Percentage

Career	.409 (Rickey Henderson, 1979-84, 89-95, 98)
Season, Left Hander	.477 (Jason Giambi, 2001)
Season, Right Hander	.467 (Mark McGwire, 1996)
Season, Switch Hitter	.381 (Nick Swisher, 2007)
Season, Rookie	.405 (Mitchell Page, 1977)

Most Games Played

Career	1704 (Rickey Henderson, 1979-84, 89-95, 98)
Season	162 (12 times, last: Marcus Semien, 2019)
Season, Rookie	160 (Phil Garner, 1975)
Consecutive	594 (Miguel Tejada, June 2, 2000-Sept. 28, 2003)

Most At Bats

Career	6140 (Rickey Henderson, 1979-84, 89-95, 98)
Season	662 (Miguel Tejada, 2002)
Season, Rookie	600 (Jose Canseco, 1986)
Game	9 (11 times, last: Jed Lowrie vs. Los Angeles-AL, April 29, 2013)

Most Runs

Career	1270 (Rickey Henderson, 1979-84, 89-95, 98)
Season	123 (Marcus Semien, 2019)
	123 (Reggie Jackson, 1969)
Season, Rookie	104 (Terrence Long, 2000)
Game	5 (Luis Polonia at Kansas City, Sept. 9, 1988)
	5 (Mark McGwire at Cleveland, June 27, 1987)
	5 (Mike Edwards vs. Texas, Sept. 8, 1978)

Most Hits

Career	1768 (Rickey Henderson, 1979-84, 89-95, 98)
Season, Right Hander	204 (Miguel Tejada, 2002)
Season, Left Hander	190 (Mark Kotsay, 2004)
Season, Switch Hitter	175 (Jed Lowrie, 2013)
Season, Pinch Hitter	13 (Dave Magadan, 1997)
	13 (Tommy Davis, 1971)
	13 (Bob Johnson, 1969)
Season, Rookie	168 (Terrence Long, 2000)
	168 (Ben Grieve, 1998)
Game	5 (32 times, last: Jace Peterson at Pittsburgh, June 6, 2023)
Consecutive	8 (Josh Reddick, May 7-8, 2016)
	8 (Dave Magadan, Aug. 26-30, 1997)
	8 (Brent Gates, May 23-24, 1994)
Hitting Streak	25 (Jason Giambi, May 12-June 23, 1997)
Consecutive Games Reaching Base	.62 (Mark McGwire, Sept. 16, 1995-June 18, 1996)
Consecutive At Bats, No Hits	.40 (Jose Canseco, Aug. 8-23, 1986)

Multiple Hit Games

Career	474 (Rickey Henderson, 1979-84, 89-95, 98)
Season	57 (Mark Kotsay, 2004)
	57 (Miguel Tejada, 2002)
Season, Rookie	49 (Terrence Long, 2000)
	49 (Brent Gates, 1993)
Season, Five-Hit Games	.2 (Adam Kennedy, 2009)
	2 (Sal Bando, 1969)
Season, Four-Hit Games	.5 (Carney Lansford, 1988)
	5 (Claudell Washington, 1975)
Season, Three-Hit Games	.19 (Mark Kotsay, 2004)
	19 (Jason Giambi, 1999)
	19 (Carney Lansford, 1989)

Most Singles

Career	1271 (Rickey Henderson, 1979-84, 89-95, 98)
Season	153 (Carney Lansford, 1989)
Season, Rookie	121 (Billy Burns, 2015)
Game	5 (Stan Javier vs. Cleveland, July 18, 1988)
	5 (Sal Bando at Washington, Sept. 30, 1969)

Most Doubles

Career	289 (Rickey Henderson, 1979-84, 89-95, 98)
Season	49 (Jed Lowrie, 2017)
Season, Rookie	41 (Ben Grieve, 1998)
Game	3 (31 times, last: Sean Murphy at Texas, Sept. 13, 2019)

Most Triples

Career	41 (Rickey Henderson, 1979-84, 89-95, 98)
Season	12 (Phil Garner, 1976)
Season, Rookie	10 (Luis Polonia, 1987)
Game	2 (12 times, last: Seth Brown vs. Los Angeles-AL, Sept. 3, 2019)

Most Home Runs

Career	363 (Mark McGwire, 1986-97)
Career, Pinch Hit	6 (Chad Pinder, 2016-22)
Career, Designated Hitter	98 (Dave Kingman, 1984-86)
Career, Grand Slams	9 (Mark McGwire, 1986-97)
Career, Inside The Park	4 (Reggie Jackson, 1968-75, 87)
Career, Leadoff	43 (Rickey Henderson, 1979-84, 89-95, 98)
Season, Right Hander	52 (Mark McGwire, 1996)
Season, Left Hander	47 (Reggie Jackson, 1969)
Season, Switch Hitter	35 (Nick Swisher, 2006)
Season, Pinch Hitter	4 (Jeff Burroughs, 1982)
Season, Designated Hitter	46 (Khris Davis, 2018)
Season, Grand Slams	4 (Jason Giambi, 2000)
Season, Inside The Park	2 (Reggie Jackson, 1968)

Season, Leadoff	7 (Rickey Henderson, 1993)
Season, Rookie	49 (Mark McGwire, 1987)
Season, Home	27 (Jason Giambi, 2001)
Season, Road	28 (Mark McGwire, 1987 and 1996)
	28 (Jose Canseco, 1991)
Month	15 (Mark McGwire, May, 1987)
Game 3 (17 times, last: Jordan Diaz at New York-AL, May 9, 2023)	
Game, Both Sides of Plate	eight times, last: Coco Crisp
	(at New York-AL, Aug. 24, 2011)
Two Consecutive Games	5 (Josh Reddick, Aug. 9-10, 2013)
	5 (Mark McGwire, June 27-28, 1987)
	5 (Mark McGwire, June 10-11, 1995)
Inning	2 (Mark McGwire, Sept. 22, 1996; 5th inn.)
Consecutive Games With Home Run	6 (Frank Thomas, Sept. 5-11, 2006)
Consecutive At Bats With Home Run	4
	(Mike Epstein vs. Washington, June 15-16, 1971)
Home Run, First Major League At Bat	
	(Terry Steinbach, Sept. 12, 1986 at Cleveland)
	(Joe Keough, Aug. 7, 1968 at New York, G#2)
Consecutive At Bats, No Home Runs	837 (Walt Weiss, April 26, 1990-October 4, 1992)

Most RBI

Career	941 (Mark McGwire, 1986-97)
Season, Left Hander	137 (Jason Giambi, 2000)
Season, Right Hander	131 (Miguel Tejada, 2002)
Season, Switch Hitter	101 (Ruben Sierra, 1993)
Season, Pinch Hitter	12 (Tommy Davis, 1971)
	12 (Jeff Burroughs, 1982)
Season, Designated Hitter	118 (Khris Davis, 2018)
Season, Rookie	118 (Mark McGwire, 1987)
Game	10 (Reggie Jackson at Boston, June 14, 1969)
Inning	6 (Matt Stairs vs. California, July 5, 1996; 1st inn.)
Consecutive Games With RBI	10 (Rick Monday, April 20-30, 1969)

Most Total Bases

Career	2640 (Rickey Henderson, 1979-84, 89-95, 98)
Season	347 (Jose Canseco, 1988)
Season, Rookie	344 (Mark McGwire, 1987)
Game	14 (Harold Baines vs. Baltimore, May 7, 1991)

Most Extra Base Hits

Career	563 (Mark McGwire, 1986-97)
Season	87 (Jason Giambi, 2001)
Season, Rookie	81 (Mark McGwire, 1987)
Game	4 (six times, last: Ryon Healy vs. Wash., June 3, 2017)

Most Walks

Career	1227 (Rickey Henderson, 1979-84, 89-95, 98)
Career, Intentional	84 (Reggie Jackson, 1968-75, 87)
Season	137 (Jason Giambi, 2000)
Season, Rookie	86 (Wayne Gross, 1977)
Season, Intentional	24 (Jason Giambi, 2001)
Game	5 (five times, last: Matt Chapman at Cleveland, August 12, 2021)
Consecutive	7 (Jose Canseco, Aug. 4-5, 1992)

Most Strikeouts

Career	1180 (Reggie Jackson, 1968-75, 87)
Season	202 (Matt Chapman, 2021)
Season, Rookie	175 (Jose Canseco, 1986)
Game	5 (nine times, last: Matt Chapman vs. Houston, Sept. 24, 2021)
Two Consecutive Games	8 (four times, last: Matt Chapman, Sept. 4-5, 2020)
Consecutive Plate Appearances, No Strikeouts	137 (Felipe Alou, April 27-June 3, 1970)

Most Hit By Pitch

Career	80 (Mark Canha, 2015-21)
Season	27 (Mark Canha, 2021)
Season, Rookie	16 (Esteury Ruiz, 2023)
Game	2 (47 times, last: Esteury Ruiz vs. Baltimore, August 19, 2023)

Most Sacrifice Hits

Career	101 (Bert Campaneris, 1968-76)
Season	22 (Dwayne Murphy, 1980)
Season, Rookie	21 (Phil Garner, 1975)
Game	2 (65 times, last: Kevin Smith vs. Cincinnati, April 30, 2023)

Most Sacrifice Flies

Career	59 (Mark McGwire, 1986-97)
Season	14 (Dave Kingman, 1984)
Season, Rookie	9 (Jose Canseco, 1986)
Game	2 (27 times, last: Stephen Vogt at Tampa Bay, May 24, 2015)

Most Grounded Into Double Plays

Career	137 (Terry Steinbach, 1986-96)
Season	32 (Ben Grieve, 2000)
Season, Rookie	20 (Bobby Crosby, 2004)
Game	2 (211 times, last: Zack Gelof vs. Seattle, September 18, 2023)

Most Stolen Bases

Career	867 (Rickey Henderson, 1979-84, 89-95, 98)
Season	130 (Rickey Henderson, 1982)
Season, Rookie	67 (Esteury Ruiz, 2023)
Game	5 (Rickey Henderson vs. Seattle, July 29, 1989)
	5 (Bert Campaneris vs. Minnesota, May 24, 1976)
Consecutive	36 (Coco Crisp, July 16, 2011-June 19, 2012)

Most Caught Stealing

Career	219 (Rickey Henderson, 1979-84, 89-95, 98)
Season	42 (Rickey Henderson, 1982)
Season, Rookie	21 (Mike Edwards, 1978)
Game	3 (Rickey Henderson at California, July 27, 1982)

INDIVIDUAL PITCHING

Most Games Won

Career	131 (Jim Hunter, 1968-74)
Season, Right Hander	27 (Bob Welch, 1990)
Season, Left Hander	24 (Vida Blue, 1971)
Season, Rookie	13 (Tommy Milone, 2012)
	13 (Jarrod Parker, 2012)
Consecutive	13 (Jim Hunter, 1973)

Most Games Lost

Career.....	105	(Rick Langford, 1977-86)
Season, Right Hander.....	20	(Brian Kingman, 1980)
Season, Left Hander.....	19	(Vida Blue, 1977)
Season, Rookie.....	19	(Rick Langford, 1977)
Consecutive.....	14	(Matt Keough, 1979)
Consecutive Over Two Seasons.....	18	(Matt Keough, Sept. 11, 1978-Aug. 8, 1979)

Most Saves

Career.....	320	(Dennis Eckersley, 1987-95)
Season, Right Hander.....	51	(Dennis Eckersley, 1992)
Season, Left Hander.....	22	(Sean Doolittle, 2014)
Season, Rookie.....	26	(Andrew Bailey, 2009)
Consecutive Saves.....	44	(Grant Balfour, May 5, 2012-July 22, 2013)

Lowest Earned Run Average

Career.....	2.74	(Dennis Eckersley, 1987-95)
Season, Starter.....	1.82	(Vida Blue, 1971)
Season, Reliever (min. 50 ip).....	0.61	(Dennis Eckersley, 1990)
Season, Rookie (min. 100 ip).....	2.93	(Dave Hamilton, 1972)

Most Games

Career.....	525	(Dennis Eckersley, 1987-95)
Season.....	84	(Billy Koch, 2002)
Season, Rookie.....	71	(Ryan Cook, 2012) 71 (Aaron Small, 1997)
Consecutive.....	6	(four times, last: Buddy Groom, July 11-19, 1999)

Most Games Started

Career.....	262	(Vida Blue, 1969-77)
Season.....	41	(Jim Hunter, 1974)
Season, Rookie.....	33	(Joe Blanton, 2005)

Most Complete Games

Career.....	105	(Vida Blue, 1969-77)
Season.....	28	(Rick Langford, 1980)
Season, Rookie.....	8	(Steve McCarty, 1979)
Consecutive.....	22	(Rick Langford, May 23-Sept. 12, 1980)
Consecutive Won.....	9	(Rick Langford, July 15-Aug. 15, 1980)

Most Shutouts

Career.....	28	(Vida Blue, 1969-77)
Season.....	8	(Vida Blue, 1971)
Season, Rookie.....	2	(Chris Codioli, 1983) 2 (John Johnson, 1978)
Consecutive.....	3	(Bobby Witt, June 23, 28, July 3, 1994) 3 (Mike Torrez, Sept. 3, 7, 11, 1976)
Consecutive Scoreless IP, Reliever.....	39.0	(Brad Ziegler, 2008)
Consecutive Scoreless IP, Starter.....	37.0	(Mike Torrez, 1976)

Most Innings Pitched

Career.....	1946.0	(Vida Blue, 1969-77)
Season.....	318	(Jim Hunter, 1974)
Season, Rookie.....	208.1	(Rick Langford, 1977)
Game.....	14.0	(four times, last: Steve McCarty vs. Seattle, Aug. 10, 1980)

Hits

Career, Most.....	1650	(Vida Blue, 1969-77)
Season, Most.....	284	(Vida Blue, 1977)
Season, Rookie.....	223	(Rick Langford, 1977)
Season, Low-Hit Games (0,1,2).....	3	(Ron Darling, 1992) 3 (Mike Torrez, 1976) 3 (Jim Hunter, 1972)
Game, Most.....	17	(Mike Norris vs. Milwaukee, Sept. 26, 1980)

Game, Fewest.....	0	Mike Fiers vs. Cincinnati, May 7, 2019
		Sean Manaea vs. Boston, April 21, 2018
		Dallas Braden vs. Tampa Bay, May 9, 2010 (Perfect game)
		Dave Stewart at Toronto, June 29, 1990
		Mike Warren vs. Chicago, Sept. 29, 1983
		Vida Blue, Glenn Abbott, Paul Lindblad and Rollie Fingers vs. California, Sept. 28, 1975
		Vida Blue vs. Minnesota, Sept. 21, 1970
		Jim Hunter vs. Minnesota, May 8, 1968 (Perfect game)
Consecutive Games, Fewest.....	3	(Bobby Witt, June 23-28, 1994)

Most Runs

Career.....	784	(Dave Stewart, 1986-92, 95)
Season.....	144	(Matt Keough, 1982)
Season, Rookie.....	115	(Chris Codioli, 1983)
Game.....	14	(Mike Oquist vs. New York, Aug. 3, 1998)

Most Earned Runs

Career.....	712	(Dave Stewart, 1986-92, 95)
Season.....	133	(Matt Keough, 1982)
Season, Rookie.....	102	(Chris Codioli, 1983)
Game.....	14	(Mike Oquist vs. New York, Aug. 3, 1998)

Most Walks

Career.....	655	(Dave Stewart, 1986-92, 95)
Season.....	112	(John Odom, 1969)
Season, Rookie.....	102	(Eric Plunk, 1986)
Game.....	9	(five times, last: Kelly Downs vs. Bal., Aug. 31, 1992)

Most Strikeouts

Career.....	1315	(Vida Blue, 1969-77)
Season.....	301	(Vida Blue, 1971)
Season, Rookie.....	150	(Brett Anderson, 2009)
Season, 10 strikeout games.....	11	(Vida Blue, 1971)
Game, nine innings.....	16	(Jose Rijo at Seattle, April 19, 1986)
Game, extra innings.....	17	(Vida Blue vs. Cal., July 9, 1971)
Two Consecutive Games.....	30	(Jose Rijo, April 19-24, 1986)
Three Consecutive Games.....	38	(Jose Rijo, April 19-30, 1986)
Inning.....	4	(four times, last: Ryan Dull, April 17, 2018 vs. Chicago-AL; 8th inn.)

Most Home Runs

Career.....	207	(Jim Hunter, 1968-74)
Season.....	39	(Jim Hunter, 1973)
Season, Rookie.....	28	(Jharel Cotton, 2017)
Game.....	5	(four times, last: Mike Fiers at Houston, Sept. 9, 2019)
Consecutive IP, No HR, Starter.....	137.0	(Vida Blue, May 2-Aug. 1, 1976)
Consecutive IP, No HR, Reliever.....	90.1	(Paul Lindblad, May 31, 1975 to April 13, 1976) 90.1 (Rollie Fingers, June 8 to October 2, 1976)

Most Hit Batters

Career.....	65	(Barry Zito, 2000-06)
Season.....	16	(JP Sears, 2022)
Season, Rookie.....	10	(A.J. Puk, 2023) 10 (Steve McCarty, 1979)
Game.....	3	(13 times, last: Cole Irvin at Texas, July 9, 2021)

Most Wild Pitches

Career.....	79	(Dave Stewart, 1986-92, 95)
Season.....	22	(Mike Moore, 1992)
Season, Rookie.....	15	(Blake Stein, 1998)
Game.....	4	(Stan Bahnsen vs. California, July 5, 1975)

FRANCHISE CAREER BATTING LEADERS

Games

Campaneris	1795
Henderson	1704
Dykes	1702
Bando	1468
Johnson, B.	1459
Suder	1421
Davis, H.	1413
Murphy, Da.	1412
Miller	1361
Valo	1361

Runs

Henderson	1270
Johnson, B.	997
Campaneris	983
Foxx	975
Simmons	969
Bishop	882
Dykes	881
Cochrane	823
Davis, H.	811
McGwire	773

Doubles

Dykes	365
Simmons	348
Davis, H.	319
Johnson, B.	307
Miller	292
Henderson	289
Chavez	282
Murphy, Da.	279
Moses	274
Campaneris	270

Walks

Henderson	1227
Bishop	1046
Johnson	853
McGwire	847
Valo	820
Bando	792
Foxx	781
Joost	768
Hartsell	733
Murphy, Dw.	694

Stolen Bases

Henderson	867
Campaneris	566
Collins	377
North	232
Davis, H.	223
Hartsell	195
Oldring	187
Murphy, Da.	185
Baker, F.	172
Crisp	169

At Bats

Campaneris	7180
Henderson	6140
Dykes	6023
Johnson, B.	5428
Davis, H.	5367
Bando	5145
Murphy, Da.	5138
Simmons	5130
Suder	5085
Chavez	4783

Hits

Campaneris	1882
Simmons	1827
Henderson	1768
Dykes	1705
Johnson, B.	1617
Davis, H.	1500
Foxx	1492
Murphy, Da.	1489
Miller	1483
Lansford	1317
Cochrane	1317

Triples

Murphy, Da.	102
Simmons	98
Baker	88
Collins	84
Davis, H.	82
Foxx	79
Oldring	75
Hartsel	74
Miller	74
Dykes	73


Strikeouts

Jackson	1226
Canseco	1096
McGwire	1043
Campaneris	933
Chavez	922
Henderson	915
Murphy, Dw	883
Green	785
Davis, K	723
Dykes	706

Batting Average

Simmons	.356
Foxx	.339
Collins	.336
Cochrane	.321
Baker	.321
McInnis	.313
Miller	.311
Cramer	.308
Moses	.307
Hale	.305

(Min. 2500 plate appearances)



Bert "Campy" Campaneris

Home Runs

McGwire	363
Foxx	302
Jackson	269
Canseco	254
Johnson, B.	252
Chavez	230
Simmons	209
Giambi	198
Bando	192
Zernial	191

Total Bases

Simmons	2998
Johnson, B.	2824
Foxx	2813
Henderson	2640
Campaneris	2502
Dykes	2474
McGwire	2451
Jackson	2323
Chavez	2288
Miller	2206

Slugging Percentage

Foxx	.640
Simmons	.584
McGwire	.551
Giambi	.531
Johnson, B.	.520
Canseco	.507
Jackson	.496
Davis, K	.493
Cochrane	.490
Zernial	.489

(Min. 2500 plate appearances)

Runs Batted In

Simmons	1178
Foxx	1075
Johnson, B.	1040
McGwire	941
Bando	796
Canseco	793
Chavez	787
Jackson	776
Dykes	764
Miller	762
Davis, H.	762

Extra Base Hits

Simmons	655
Foxx	638
Johnson, B.	631
McGwire	563
Chavez	532
Jackson	530
Dykes	524
Henderson	497
Davis, H.	470
Miller	460

On-Base Percentage

Foxx	.440
Fain	.426
Bishop	.423
Collins	.422
Cochrane	.412
Henderson	.409
Giambi	.406
Valo	.403
Simmons	.398
Johnson, B.	.395

(Min. 2500 plate appearances)

OAKLAND CAREER BATTING LEADERS

Games

Henderson.....	1704
Bando.....	1410
McGwire.....	1329
Chavez.....	1320
Jackson.....	1311
Campaneris.....	1295
Murphy.....	1213
Lansford.....	1203
Steinbach.....	1199
Rudi.....	1088

Runs

Henderson.....	1270
McGwire.....	773
Jackson.....	743
Chavez.....	730
Bando.....	725
Campaneris.....	722
Canseco.....	662
Giambi.....	640
Lansford.....	617
Murphy.....	614

Doubles

Henderson.....	289
Chavez.....	282
Giambi.....	241
Jackson.....	230
Rudi.....	214
Bando.....	208
Lowrie.....	205
Steinbach.....	205
Ellis.....	204
Lansford.....	201

Walks

Henderson.....	1227
McGwire.....	847
Bando.....	775
Murphy.....	694
Giambi.....	636
Jackson.....	623
Chavez.....	565
Tenace.....	475
Canseco.....	469
Phillips.....	413

Stolen Bases

Henderson.....	867
Campaneris.....	398
North.....	232
Crisp.....	169
Lansford.....	146
Jackson.....	144
Davis, R.....	142
Canseco.....	135
Davis, M.....	121
Page.....	104

At Bats

Henderson.....	6140
Campaneris.....	5159
Bando.....	4991
Chavez.....	4783
Lansford.....	4568
Jackson.....	4568
McGwire.....	4448
Steinbach.....	4162
Murphy.....	4047
Canseco.....	3970

Hits

Henderson.....	1768
Campaneris.....	1355
Lansford.....	1317
Bando.....	1279
Chavez.....	1276
Jackson.....	1207
McGwire.....	1157
Steinbach.....	1144
Giambi.....	1100
Rudi.....	1079

Triples

Henderson.....	41
Campaneris.....	39
Rudi.....	32
Phillips.....	29
Crisp.....	26
Lansford.....	23
Jackson.....	23
North.....	23
Bando.....	22
Ellis.....	22


Strikeouts

Jackson.....	1180
Canseco.....	1096
McGwire.....	1043
Chavez.....	922
Henderson.....	915
Murphy.....	883
Davis, K.....	723
Steinbach.....	689
Bando.....	675
Giambi.....	674

Batting Average

Giambi.....	300
Lansford.....	288
Henderson.....	288
Kotsay.....	282
Grieve.....	280
Steinbach.....	275
Rudi.....	273
North.....	271
Lowrie.....	271
Tejada.....	270

(Min. 2000 plate appearances)



Rickey Henderson

Home Runs

McGwire.....	363
Jackson.....	268
Canseco.....	254
Chavez.....	230
Giambi.....	198
Bando.....	192
Henderson.....	167
Davis, K.....	159
Tejada.....	156
Murphy.....	153

Total Bases

Henderson.....	2640
McGwire.....	2451
Chavez.....	2288
Jackson.....	2287
Bando.....	2107
Canseco.....	2012
Giambi.....	1949
Lansford.....	1846
Steinbach.....	1773
Campaneris.....	1764

Slugging Percentage

McGwire.....	.551
Giambi.....	.531
Olson.....	.511
Stairs.....	.509
Canseco.....	.507
Jackson.....	.501
Davis, K.....	.493
Chavez.....	.478
Chapman.....	.478
Grieve.....	.475

(Min. 2000 plate appearances)

Runs Batted In

McGwire.....	941
Canseco.....	793
Bando.....	789
Chavez.....	787
Jackson.....	770
Giambi.....	715
Henderson.....	648
Tejada.....	604
Steinbach.....	595
Murphy.....	563

Extra Base Hits

McGwire.....	563
Chavez.....	532
Jackson.....	521
Henderson.....	497
Canseco.....	448
Giambi.....	446
Bando.....	422
Rudi.....	362
Tejada.....	358
Steinbach.....	351

On-Base Percentage

Henderson.....	.409
Giambi.....	.406
Cust.....	.381
McGwire.....	.380
Tenace.....	.374
Grieve.....	.370
North.....	.364
Stairs.....	.363
Bando.....	.360
Jackson.....	.357

(Min. 2000 plate appearances)

FRANCHISE CAREER PITCHING LEADERS

Games

Eckersley	525
Plank	523
Fingers	502
Rommel	500
Lindblad	479
Walberg	412
Grove	402
Honeycutt	387
Bender	385
Hunter	363

Complete Games

Plank	362
Bender	230
Grove	179
Waddell	168
Rommel	147
Coombs	135
Walberg	126
Hunter	116
Blue	105
Kellner	95

Wins

Plank	284
Grove	195
Bender	193
Rommel	171
Hunter	161
Walberg	134
Waddell	131
Blue	124
Stewart	119
Coombs	115

Innings Pitched

Plank	3860.2
Bender	2602.0
Rommel	2556.1
Hunter	2456.1
Grove	2401.0
Walberg	2186.2
Blue	1945.2
Waddell	1869.1
Kellner	1730.1
Stewart	1717.1

Games Started

Plank	459
Hunter	340
Bender	288
Grove	267
Walberg	266
Blue	262
Rommel	249
Stewart	245
Kellner	239
Zito	224

Shutouts


Plank	59
Waddell	37
Bender	37
Hunter	31
Blue	28
Coombs	28
Grove	20
Rommel	18
Dygart	16
Bush	15
Walberg	15

Losses

Plank	162
Rommel	119
Walberg	114
Hunter	113
Kellner	108
Langford	105
Bender	102
Harriss	93
Blue	86
Naylor	83

Walks

Plank	913
Walberg	853
Grove	740
Odom	732
Rommel	724
Kellner	717
Hunter	687
Marchildon	682
Stewart	655
Blue	617



Eddie Plank

Saves

Eckersley	320
Fingers	136
Taylor	100
Street	94
Bailey	75
Isringhausen	75
Treinen	67
Balfour	64
Howell	61
Koch	44
Foulke	44

(Since 1969)

Strikeouts

Plank	1985
Waddell	1576
Bender	1536
Grove	1523
Hunter	1520
Blue	1315
Stewart	1152
Zito	1098
Walberg	907
Hudson	899

ERA

Waddell	1.97
Morgan	2.15
Bender	2.32
Plank	2.39
Coombs	2.60
Dygart	2.65
Grove	2.88
Fingers	2.91
Holtzman	2.92
Blue	2.94

(Min. 750 innings pitched)

Winning Percentage

Grove	195-79	.712
Hudson	92-39	.702
Mulder	81-42	.659
Bender	193-102	.654
Plank	284-162	.637
Coombs	115-67	.632
Earnshaw	98-58	.628
Zito	102-63	.618
Welch	96-60	.615
Waddell	131-82	.615

(Min. 100 decisions)

RELIEF PITCHERS SAVE RULE

A pitcher is credited with a save when he meets all three of the following conditions:

1. He is the finishing pitcher in a game won by his club, and
2. He is not the winning pitcher, and
3. He qualifies under one of the following conditions:
 - a. He enters the game with a lead of no more than three runs and pitches for at least one inning, or
 - b. He enters the game with the potential tying run on base, at bat, or on deck (that is, the potential tying run is either on base or is one of the first two batsmen he faces), or
 - c. He pitches effectively for at least three innings

OAKLAND CAREER PITCHING LEADERS

Games

Eckersley	525
Fingers	502
Lindblad	391
Honeycutt	387
Groom	301
Blevins	281
Nelson	281
Taylor	281
Blue	273
Hunter	266

Complete Games

Blue	105
Hunter	96
Langford	85
Holtzman	54
Keough	53
Norris	52
Stewart	49
McCatty	45
Dobson	42
Odom	34

Wins

Hunter	131
Blue	124
Stewart	119
Zito	102
Welch	96
Hudson	92
Mulder	81
Holtzman	77
Langford	73
Odom	71

Innings Pitched

Blue	1945.2
Hunter	1887.0
Stewart	1717.1
Langford	1468.0
Zito	1437.1
Welch	1271.1
Hudson	1240.2
Odom	1202.2
McCatty	1188.1
Norris	1124.1

Games Started

Blue	262
Hunter	260
Stewart	245
Zito	224
Welch	195
Langford	195
Hudson	183
Odom	178
McCatty	161
Norris	157

Shutouts

Blue	28
Hunter	24
Holtzman	13
Odom	11
Dobson	10
Langford	10
Stewart	9
Hudson	8
Mulder	8
four players tied	7

Losses

Langford	105
Blue	86
Stewart	78
Hunter	77
Keough	75
Zito	63
McCatty	63
Odom	61
Fingers	61
Welch	60

Walks

Stewart	655
Blue	617
Odom	598
Zito	566
McCatty	520
Norris	499
Hunter	493
Welch	469
Keough	456
Langford	402



Jim "Catfish" Hunter

Saves

Eckersley	320
Fingers	136
Taylor	100
Street	94
Bailey	75
Isringhausen	75
Treinen	67
Balfour	64
Howell	61
Koch	44
Foulke	44

Strikeouts

Blue	1315
Stewart	1152
Hunter	1139
Zito	1098
Hudson	899
Fingers	784
Welch	677
Odom	675
Mulder	668
Eckersley	658

ERA

Eckersley	2.74
Fingers	2.91
Holtzman	2.92
Blue	2.94
Lindblad	2.97
Hunter	3.00
Hudson	3.30
Odom	3.38
Gray	3.42
Bassitt	3.44
(Min. 500 innings pitched)	

Winning Percentage

Hudson	.92-39	.702
Mulder	.81-42	.659
Harden	.40-23	.635
Hunter	.131-77	.630
Zito	.102-63	.618
Lindblad	.42-26	.618
Welch	.96-60	.615
Stewart	.119-78	.604
Blue	.124-86	.590
Moore	.66-46	.589
(Min. 60 decisions)		

DESIGNATED HITTER RULE

A hitter may be designated to bat for the starting pitcher and all subsequent pitchers without otherwise affecting the status of the pitcher(s) in the game. A designated hitter must be selected prior to the game and must be included on the lineup cards presented to the umpire-in-chief. The DH must come to bat at least one time, unless the opposing Club changes pitchers. The DH is "locked" into the batting order but may be removed for a pinch-hitter or pinch-runner, who in turn becomes the DH. The DH may be used defensively but the pitcher then assumes the batting order of the replaced defensive player. The DH role is terminated if a pitcher switches from the mound to a position on defense, a pinch hitter enters the game to pitch, the pitcher bats or runs for the DH, the DH assumes a position on defense or a player on defense enters the game to pitch. A player listed on the lineup card as both a starting pitcher and DH can continue to bat if he is replaced as the pitcher or continue to pitch if he is replaced as the DH.

FRANCHISE SEASON BATTING LEADERS

Games

Semien (2019).....	162
Olson (2018).....	162
Tejada (2001, 02, 03)...	162
Long (2001, 02).....	162
Griffin (1985, 86).....	162
Bando (1968, 69, 73)...	162
Siebern (1962).....	162

Runs

Simmons (1930).....	152
Fox (1932).....	151
Lajoie (1901).....	145
Simmons (1932).....	144
Collins (1912).....	137
Joost (1949).....	128
Fox (1930).....	127
Fox (1933).....	125
Collins (1913).....	125
Semien (2019).....	123
Jackson (1969).....	123
Fox (1929).....	123

Doubles

Simmons (1926).....	53
Lowrie (2017).....	49
Moses (1937).....	48
Lajoie (1901).....	48
Giambi (2001).....	47
McNair (1932).....	47
H. Davis (1905).....	47
Lowrie (2013).....	45
Seybold (1903).....	45
B. Johnson (1933).....	44

Walks

Joost (1949).....	149
Giambi (2000).....	137
Fain (1949).....	136
Fain (1950).....	133
Giambi (2001).....	129
Bishop (1930).....	128
Bishop (1929).....	128
Joost (1952).....	122
Hartsel (1905).....	121
Valo (1949).....	119
Joost (1948).....	119

Stolen Bases

RHenderson (1982)....	130
RHenderson (1983)....	108
RHenderson (1980)....	100
Collins (1910).....	81
North (1976).....	75
Ruiz (2023).....	67
Collins (1909).....	67
RHenderson (1998)....	66
RHenderson (1984)....	66
RHenderson (1990)....	65

At Bats

Simmons (1932).....	670
Tejada (2002).....	662
Cramer (1933).....	661
Semien (2019).....	657
Simmons (1925).....	654
Finney (1936).....	653
Moses (1937).....	649
Cramer (1934).....	649
Damon (2001).....	644
Cramer (1935).....	644

Hits

Simmons (1925).....	253
Lajoie (1901).....	229
Simmons (1932).....	216
Cramer (1935).....	214
Fox (1932).....	213
Simmons (1929).....	212
Simmons (1930).....	211
Moses (1937).....	208
Fox (1933).....	204
Tejada (2002).....	204

Triples


Baker (1912).....	21
Baker (1909).....	19
Da. Murphy (1910).....	18
Da. Murphy (1904).....	17
Simmons (1930).....	16
Miller (1929).....	16
Strunk (1915).....	16
Cimoli (1962).....	15
Witt (1916).....	15
Baker (1910).....	15
Collins (1910).....	15

Strikeouts

Chapman (2021).....	202
Cust (2008).....	197
Davis (2017).....	195
Cust (2009).....	185
Davis (2018).....	175
Canseco (1986).....	175
Rooker (2023).....	172
Jackson (1968).....	171
Noda (2023).....	170
Davis (2016).....	166

Batting Average

Lajoie (1901).....	.422
Simmons (1931).....	.390
Simmons (1925).....	.387
Simmons (1930).....	.381
Collins (1911).....	.365
Simmons (1929).....	.365
Fox (1932).....	.364
Cochrane (1930).....	.357
Cobb (1927).....	.357
Fox (1933).....	.356
Lamar (1925).....	.356



Al Simmons

Home Runs

Fox (1932).....	58
McGwire (1996).....	52
McGwire (1987).....	49
Davis (2018).....	48
Fox (1933).....	48
Jackson (1969).....	47
Canseco (1991).....	44
Fox (1934).....	44
Davis (2017).....	43
Giambi (2000).....	43

Total Bases

Fox (1932).....	438
Fox (1933).....	403
Simmons (1930).....	392
Simmons (1925).....	392
Simmons (1929).....	373
Simmons (1932).....	367
Fox (1930).....	358
Moses (1937).....	357
Fox (1934).....	352
Canseco (1988).....	347

Slugging Percentage

Fox (1932).....	.749
McGwire (1996).....	.730
Simmons (1930).....	.708
Fox (1933).....	.703
Giambi (2001).....	.660
Fox (1934).....	.653
Giambi (2000).....	.647
Lajoie (1901).....	.635
Simmons (1929).....	.642
Simmons (1931).....	.641

Runs Batted In

Fox (1932).....	169
Simmons (1930).....	165
Fox (1933).....	163
Simmons (1929).....	157
Fox (1930).....	156
Simmons (1932).....	151
Giambi (2000).....	137
Tejada (2002).....	131
Baker (1912).....	130
Fox (1934).....	130

Extra Base Hits

Fox (1932).....	100
Fox (1933).....	94
Simmons (1930).....	93
Giambi (2001).....	87
Jackson (1969).....	86
Moses (1937).....	86
Simmons (1929).....	84
Semien (2019).....	83
Fox (1930).....	83
Simmons (1926).....	82

On-Base Percentage

Giambi (2001).....	.477
Giambi (2000).....	.476
Fox (1932).....	.469
McGwire (1996).....	.467
Fox (1929).....	.463
Lajoie (1901).....	.459
Fox (1935).....	.461
Cochrane (1933).....	.459
Collins (1914).....	.452
Collins (1911).....	.451
Fain (1951).....	.451

OAKLAND SEASON BATTING LEADERS

Games

Semien (2019).....	162
Olson (2018).....	162
Tejada (2001, 02, 03)...	162
Long (2001, 02).....	162
Griffin (1985, 86).....	162
Bando (1968, 69, 73)...	162

Runs

Semien (2019).....	123
Jackson (1969).....	123
Canseco (1988).....	120
RHenderson (1990)....	119
RHenderson (1982)....	119
Giambi (1999).....	115
Canseco (1991).....	115
RHenderson (1984)....	113
RHenderson (1980)....	111
Giambi (2001).....	109

Doubles

Lowrie (2017).....	49
Giambi (2001).....	47
Lowrie (2013).....	45
Semien (2019).....	43
Chavez (2001).....	43
Chapman (2018).....	42
Tejada (2003).....	42
Piscotty (2018).....	41
Grieve (1998).....	41
Giambi (1997).....	41

Walks

Giambi (2000).....	137
Giambi (2001).....	129
RHenderson (1998)....	118
Bando (1970).....	118
RHenderson (1980)....	117
McGwire (1996).....	116
RHenderson (1982)....	116
Jackson (1969).....	114
Bando (1969).....	111
Cust (2008).....	111

Stolen Bases

RHenderson (1982)....	130
RHenderson (1983)....	108
RHenderson (1980)....	100
North (1976).....	75
Ruiz (2023)	67
RHenderson (1998)....	66
RHenderson (1984)....	66
RHenderson (1990)....	65
Campaneris (1969)....	62
Campaneris (1968)....	62

At Bats

Tejada (2002).....	662
Semien (2019).....	657
Damon (2001).....	644
Campaneris (1968)....	642
Tejada (2003).....	636
Semien (2018).....	632
Sierra (1993).....	630
Canseco (1987).....	630
Long (2001).....	629
Armas (1980).....	628

Hits

Tejada (2002).....	204
Kotsay (2004).....	190
Semien (2019).....	187
Canseco (1988).....	187
Lansford (1989).....	185
Washington (1975)....	182
Giambi (1999).....	181
Rudi (1972).....	181
Lansford (1984).....	179
RHenderson (1980)....	179

Triples


Garner (1976).....	12
Polonia (1987).....	10
Burns (2015).....	9
Byrnes (2003).....	9
Rudi (1972).....	9
Campaneris (1968)....	9
six players tied.....	8

Strikeouts

Chapman (2021).....	202
Cust (2008).....	197
Davis (2017).....	195
Cust (2009).....	185
Davis (2018).....	175
Canseco (1986).....	175
Rooker (2023)	172
Jackson (1968).....	171
Noda (2023)	170
Davis (2016).....	166

Batting Average

Giambi (2001).....	.342
Lansford (1989).....	.336
Giambi (2000).....	.333
RHenderson (1990)....	.325
Durazo (2004).....	.321
RHenderson (1981)....	.319
Giambi (1999).....	.315
Kotsay (2004).....	.314
McGwire (1996).....	.312
Washington (1975)....	.308
Tejada (2002).....	.308



Reggie Jackson

Home Runs

McGwire (1996).....	52
McGwire (1987).....	49
Davis (2018).....	48
Jackson (1969).....	47
Canseco (1991).....	44
Davis (2017).....	43
Giambi (2000).....	43
Davis (2016).....	42
McGwire (1992).....	42
Canseco (1988).....	42

Total Bases

Canseco (1988).....	347
McGwire (1987).....	344
Semien (2019).....	343
Giambi (2001).....	343
Tejada (2002).....	336
Jackson (1969).....	334
Giambi (2000).....	330
Giambi (1999).....	318
Canseco (1991).....	318
Davis (2018).....	316

Slugging Percentage

McGwire (1996).....	.730
Giambi (2001).....	.660
Giambi (2000).....	.647
McGwire (1987).....	.618
Jackson (1969).....	.608
McGwire (1992).....	.585
RHenderson (1990)....	.577
Canseco (1988).....	.569
Jaha (1999).....	.556
Canseco (1991).....	.556

Runs Batted In

Giambi (2000).....	137
Tejada (2002).....	131
Canseco (1988).....	124
Davis (2018).....	123
Giambi (1999).....	123
Canseco (1991).....	122
Giambi (2001).....	120
McGwire (1987).....	118
Kingman (1984).....	118
Jackson (1969).....	118

Extra Base Hits

Giambi (2001).....	87
Jackson (1969).....	86
Semien (2019).....	83
McGwire (1987).....	81
Jackson (1975).....	78
Davis (2018).....	77
Canseco (1991).....	77
Canseco (1988).....	76
Chapman (2019).....	75
Chavez (2001).....	75

On-Base Percentage

Giambi (2001).....	.477
Giambi (2000).....	.476
McGwire (1996).....	.467
RHenderson (1990)....	.439
Giambi (1999).....	.422
RHenderson (1980)....	.420
Jaha (1999).....	.414
RHenderson (1983)....	.414
RHenderson (1994)....	.411
Jackson (1969).....	.410

FRANCHISE SEASON PITCHING LEADERS

Games

Koch (2002)	84
Wyatt (1964)	81
Petit (2019)	80
Petit (2021)	78
Groom (1997)	78
Groom (1999)	76
Fingers (1974)	76
six players tied	75

Complete Games

Waddell (1904)	39
Plank (1904)	37
Plank (1905)	35
Coombs (1910)	35
Fraser (1901)	35
Waddell (1903)	34
Plank (1907)	33
Plank (1903)	33
Plank (1902)	31
Myers (1916)	31
Henley (1904)	31

Wins

Grove (1931)	31
Coombs (1910)	31
Grove (1930)	28
Coombs (1911)	28
Welch (1990)	27
Rommell (1922)	27
Waddell (1905)	27
Plank (1904)	26
Plank (1912)	26
three players tied	25

Innings Pitched

Waddell (1904)	383.0
Plank (1904)	357.1
Coombs (1910)	353.0
Plank (1905)	346.2
Plank (1907)	343.2
Coombs (1911)	336.2
Plank (1903)	336.0
Perry (1918)	332.1
Fraser (1901)	331.0
Waddell (1905)	328.2

Games Started

Waddell (1904)	46
Plank (1904)	43
Hunter (1974)	41
Plank (1905)	41
eight players tied	40

Shutouts


Coombs (1910)	13
Blue (1971)	8
Plank (1907)	8
Waddell (1906)	8
Waddell (1904)	8
Bush (1916)	8
six players tied	7

Losses

Perry (1920)	25
Bush (1916)	24
Myers (1916)	23
Rommel (1921)	23
Naylor (1920)	23
Wyckoff (1915)	22
Ditmar (1956)	22
Kelley (1937)	21
Harris (1943)	21
nine tied with	20

Walks

Myers (1916)	168
Wyckoff (1915)	165
Marchildon (1947)	141
Marchildon (1942)	140
Earnshaw (1930)	139
Cain (1933)	137
Fraser (1901)	132
Grove (1925)	131
Marchildon (1948)	131
Bush (1916)	130



Lefty Grove

Saves

Eckersley (1992)	51
Eckersley (1990)	48
Eckersley (1988)	45
Koch (2002)	44
Foulke (2003)	43
Eckersley (1991)	43
Treinen (2018)	38
Balfour (2013)	38
Street (2006)	37
Eckersley (1993)	36
Caudill (1984)	36
(Since 1969)	

Strikeouts

Waddell (1904)	349
Waddell (1903)	302
Blue (1971)	301
Waddell (1905)	287
Waddell (1907)	232
Coombs (1910)	224
Plank (1905)	210
Waddell (1902)	210
Grove (1930)	209
Montas (2021)	207

ERA

Coombs (1910)	1.30
Krause (1909)	1.39
Waddell (1905)	1.48
Morgan (1910)	1.55
Bender (1910)	1.58
Waddell (1904)	1.62
Morgan (1909)	1.65
Bender (1909)	1.66
Plank (1909)	1.76
Blue (1971)	1.82

Winning Percentage

Grove (1931)	31-4	.886
Bender (1914) ..	17-3	.850
Grove (1930)	28-5	.848
Zito (2002)	23-5	.821
Bender (1910) ..	23-5	.821
Welch (1990)	27-6	.818
Plank (1912)	26-6	.813
Hunter (1973) ..	21-5	.808
Coombs (1910) ..	31-9	.775
Waddell (1902) ..	24-7	.774
Shantz (1952) ..	24-7	.774
(Min. 20 decisions)		

LASTS BY A'S PITCHERS

Run:	James Kaprielian, July 27, 2021 at San Diego
Hit:	James Kaprielian, July 27, 2021 at San Diego
Double:	Sean Manaea, June 25, 2021 at San Francisco
Triple:	John Odom, Aug. 22, 1971 vs. Boston (Game 1)

Homer:	John Odom, Sept. 4, 1972 vs. California (Game 1) (Ken Holtzman homered in Game 4 of the 1974 World Series vs. Los Angeles on Oct. 16)
RBI:	Cole Irvin, June 27, 2021 at San Francisco
Walk:	Frankie Montas, May 5, 2019 at Pittsburgh
Stolen Base:	Gene Nelson, July 3, 1988 at Toronto (pinch runner)

OAKLAND SEASON PITCHING LEADERS

Games

Koch (2002)	84
Petit (2019).....	80
Petit (2021).....	78
Groom (1997).....	78
Groom (1999).....	76
Fingers (1974).....	76
six players tied.....	75

Complete Games

Langford (1980).....	28
Norris (1980).....	24
Blue (1971).....	24
Hunter (1974).....	23
Keough (1980).....	20
Blue (1976).....	20
Langford (1981).....	18
six players tied.....	16

Wins

Welch (1990).....	27
Hunter (1974).....	25
Blue (1971).....	24
Zito (2002).....	23
Stewart (1990).....	22
Norris (1980).....	22
Blue (1975).....	22
seven players tied.....	21

Innings Pitched

Hunter (1974).....	318.1
Blue (1971).....	312.0
Blue (1976).....	298.1
Holtzman (1973).....	297.1
Hunter (1972).....	295.1
Langford (1980).....	290.0
Norris (1980).....	284.1
Blue (1974).....	282.1
Blue (1977).....	279.2
Blue (1975).....	278.0

Games Started

Hunter (1974).....	41
Blue (1974).....	40
Holtzman (1973).....	40
Dobson (1970).....	40
Hunter (1970).....	40
Torrez (1976).....	39
Blue (1971).....	39
Blue (1977).....	38
Blue (1975).....	38
Holtzman (1975).....	38
Holtzman (1974).....	38

Shutouts


Blue (1971).....	8
Blue (1976).....	6
Hunter (1974).....	6
Nash (1968).....	6
Hunter (1972).....	5
Dobson (1970).....	5
10 players tied.....	4

Losses

Kingman (1980).....	20
Blue (1977).....	19
Langford (1977).....	19
Keough (1982).....	18
Keough (1979).....	17
Holtzman (1974).....	17
Candiotti (1998).....	16
Langford (1982).....	16
Langford (1979).....	16
Smith (2008).....	16

Walks

Odom (1969).....	112
Stewart (1988).....	110
Rijo (1986).....	108
Holtzman (1975).....	108
Moore (1991).....	105
Stewart (1991).....	105
Stewart (1987).....	105
Blue (1973).....	105
Moore (1992).....	103
Appier (2000).....	102
Plunk (1986).....	102



Vida Blue

Saves

Eckersley (1992).....	51
Eckersley (1990).....	48
Eckersley (1988).....	45
Koch (2002).....	44
Foulke (2003).....	43
Eckersley (1991).....	43
Treinen (2018).....	38
Balfour (2013).....	38
Street (2006).....	37
Eckersley (1993).....	36
Caudill (1984).....	36

Strikeouts

Blue (1971).....	301
Montas (2021).....	207
Zito (2001).....	205
Stottlemyre (1995).....	205
Stewart (1987).....	205
Gonzalez (2011).....	197
Manaea (2021).....	194
Haren (2007).....	192
Stewart (1988).....	192
Hunter (1972).....	191

ERA

Blue (1971).....	1.82
Hunter (1972).....	2.04
Nash (1968).....	2.28
McCatty (1981).....	2.32
Blue (1976).....	2.36
Odom (1968).....	2.45
Hunter (1974).....	2.49
Torrez (1976).....	2.50
Odom (1972).....	2.50
Holtzman (1972).....	2.51
(Min. 162.0 innings)	

Winning Percentage

Zito (2002).....	23-5	.821
Welch (1990).....	27-6	.818
Hunter (1973).....	21-5	.808
Hudson (2000).....	20-6	.769
Blue (1971).....	24-8	.750
Hunter (1972).....	21-7	.750
Colón (2013).....	18-6	.750
Dobson (1971).....	15-5	.750
Mulder (2002).....	19-7	.731
Davis (1989).....	19-7	.731
(Min. 20 decisions)		

LONGEST STREAKS BY OAKLAND A'S PITCHERS

Scoreless

37	August 13 to August 17, 1983
29	September 17 to September 21, 2019
29	June 11 to June 14, 1968
29	August 27 to August 31, 1996
29	April 9 to April 12, 1978
29	May 27 to May 30, 1976
29	June 3 to June 5, 1972
29	July 30 to August 2, 1972
29	July 21 to July 24, 1968

Homeless

136.2	June 19 to July 4, 1974
96.0	June 23 to July 4, 1999
95.0	September 21, 1975 to April 11, 1976
92.0	July 28 to August 6, 1970
91.2	April 11 to 21, 1971
83.0	June 24 to July 2, 1978
80.0	May 9 to 20, 1977
79.0	October 5, 1980 to April 17, 1981
77.0	May 21 to 31, 1977

ATHLETICS YEAR-BY-YEAR BATTING

Year	AVG.	AB	R	H	2B	3B	HR	RBI	BB	SO	SH	SF	HP	SB	CS	SLG	OBP
1901	.289	4882	805	1409	239	87	35	665	301	344	78		53	173		.395	.337
1902	.287	4762	775	1369	235	67	38	673	343	293	118		38	201		.389	.340
1903	.264	4673	597	1236	227	68	32	502	268	513	101		32	157		.363	.309
1904	.249	5088	557	1266	197	77	31	486	313	605	137		41	137		.336	.298
1905	.255	5146	623	1310	256	51	24	511	376	644	165		34	190		.338	.310
1906	.247	4883	561	1206	213	49	32	489	385		157		43	166		.330	.308
1907	.255	5010	582	1276	220	44	22	485	384		176		27	137		.329	.311
1908	.223	5065	486	1131	183	50	21	392	368		177		37	116		.292	.281
1909	.256	4906	605	1257	186	88	21	498	403		248		64	201		.343	.321
1910	.266	5154	673	1373	191	105	19	541	409		196		47	207		.355	.326
1911	.296	5199	861	1540	237	93	35	692	424		232		65	226		.398	.357
1912	.282	5111	779	1442	204	108	22	620	485		201		38	258		.377	.349
1913	.280	5044	794	1412	223	80	33	660	534	547	174		65	221		.375	.356
1914	.272	5126	749	1392	165	80	29	627	545	517	218		52	231	188	.352	.348
1915	.237	5081	545	1204	183	72	16	440	436	634	137		54	127	89	.311	.304
1916	.242	5010	447	1212	169	65	19	380	406	631	157		30	151		.313	.303
1917	.254	5109	529	1296	177	62	17	457	435	519	205		33	112		.323	.316
1918	.243	4278	412	1039	124	44	22	356	343	485	124		26	83		.308	.303
1919	.244	4730	457	1156	175	71	35	396	349	565	125		30	103		.334	.300
1920	.252	5256	558	1324	220	49	44	470	353	593	169		43	50	67	.338	.304
1921	.274	5465	657	1497	256	64	82	601	424	565	136		29	69	56	.389	.330
1922	.270	5211	705	1409	229	63	111	631	437	591	170		34	60	63	.402	.331
1923	.271	5196	661	1407	229	64	53	577	445	517	172		44	72	62	.370	.334
1924	.281	5184	685	1459	251	59	63	608	374	482	157		38	77	66	.389	.334
1925	.307	5399	831	1659	298	79	76	767	453	432	187		31	67	59	.434	.364
1926	.269	5046	677	1359	259	65	61	619	523	452	238		26	56	46	.383	.341
1927	.303	5296	841	1606	281	70	56	767	551	326	219		30	101	63	.414	.372
1928	.295	5226	829	1540	323	75	89	759	533	442	196		37	59	48	.436	.364
1929	.296	5204	901	1539	288	76	122	845	543	440	214		29	59	38	.451	.365
1930	.294	5345	951	1573	319	74	125	895	599	531	188		31	50	33	.452	.369
1931	.287	5377	858	1544	311	64	118	798	528	543	78		35	25	23	.435	.355
1932	.290	5537	981	1606	303	52	172	923	647	630	94		21	37	23	.457	.366
1933	.285	5330	875	1519	297	57	139	831	625	618	80		15	34	34	.440	.362
1934	.280	5317	764	1491	236	50	144	708	491	584	99		13	57	35	.425	.343
1935	.279	5269	710	1470	243	44	112	671	475	602	86		17	43	35	.406	.341
1936	.269	5373	714	1443	240	60	72	663	524	590	74		19	59	43	.376	.336
1937	.267	5228	699	1398	278	60	94	649	583	557	70		5	95	48	.397	.341
1938	.270	5229	726	1410	243	62	98	686	605	590	78		22	65	53	.396	.348
1939	.271	5309	711	1438	282	55	98	666	503	532	138		15	60	34	.400	.336
1940	.262	5304	703	1391	242	53	105	648	556	656	69		19	48	33	.387	.334
1941	.268	5336	713	1431	240	69	85	660	574	588	76		8	27	36	.387	.340
1942	.249	5285	549	1315	213	46	33	517	440	490	74		23	44	45	.325	.309
1943	.232	5244	497	1219	174	44	26	462	430	465	95		29	55	42	.297	.294
1944	.257	5312	525	1364	169	47	36	475	422	490	121		17	42	32	.327	.314
1945	.245	5296	494	1297	201	37	33	440	449	463	96		19	25	45	.316	.306
1946	.253	5200	529	1317	220	51	40	481	482	594	105		9	39	30	.338	.318
1947	.252	5198	633	1311	218	52	61	581	605	563	144		24	37	33	.349	.333
1948	.260	5181	729	1345	231	47	68	685	726	523	120		22	40	32	.362	.353
1949	.260	5123	726	1331	214	49	82	680	783	493	117		25	36	25	.369	.361
1950	.261	5212	670	1361	204	53	100	627	685	493	73		23	42	25	.378	.349
1951	.262	5277	736	1381	262	43	102	685	677	565	61		34	47	36	.386	.349
1952	.253	5163	664	1305	212	35	89	634	683	561	102		27	52	43	.359	.343
1953	.256	5455	632	1398	205	38	116	588	498	602	51		24	41	24	.372	.321
1954	.236	5206	542	1228	191	41	94	503	504	677	54	31	28	30	29	.342	.305
Phila.	.266	278846	36513	74211	12386	3308	3502	32670	26237		7327		1674	4997		.372	.333
1955	.261	5335	638	1395	189	46	121	593	463	725	57	34	26	22	36	.382	.322
1956	.252	5256	619	1325	204	41	112	581	480	727	67	37	20	40	30	.370	.315
1957	.244	5170	563	1262	195	40	166	535	364	760	62	36	24	35	27	.394	.295
1958	.247	5261	642	1297	196	50	138	605	452	747	64	43	25	22	36	.381	.307
1959	.263	5264	681	1383	231	43	117	638	481	780	69	38	33	34	24	.390	.326
1960	.249	5226	615	1303	212	34	110	566	513	744	75	32	12	16	11	.366	.316
1961	.247	5423	683	1342	216	47	90	632	580	772	89	47	25	58	22	.354	.320
1962	.263	5576	745	1467	220	58	116	691	556	803	78	50	42	76	21	.386	.332

Year	AVG.	AB	R	H	2B	3B	HR	RBI	BB	SO	SH	SF	HP	SB	CS	SLG	OBP
1963	.247	5495	615	1356	225	38	95	582	529	829	77	46	25	47	26	.353	.313
1964	.239	5524	621	1321	216	29	166	594	548	1104	53	25	42	34	20	.379	.311
1965	.240	5393	585	1294	186	59	110	546	521	1020	74	35	35	110	51	.358	.309
1966	.236	5328	564	1259	212	56	70	509	421	982	71	27	26	132	50	.337	.294
1967	.233	5349	533	1244	212	50	69	481	452	1019	59	36	42	132	59	.330	.296
K.C.	.248	69600	8104	17248	2714	591	1480	7553	6360	11012	895	486	377	1528	413	.368	.312
1968	.240	5406	569	1300	192	40	94	522	472	1022	78	35	35	147	61	.343	.304
1969	.249	5614	740	1400	210	28	148	680	617	953	74	35	63	100	39	.376	.328
1970	.249	5376	678	1338	208	24	171	630	584	977	73	36	36	131	68	.392	.325
1971	.252	5494	691	1383	195	25	160	642	542	1018	80	38	37	80	53	.384	.321
1972	.240	5200	604	1248	195	29	134	565	463	886	100	36	47	87	48	.366	.306
1973	.260	5507	758	1431	216	28	147	714	595	919	67	53	35	128	57	.389	.333
1974	.247	5331	689	1315	205	37	132	637	568	876	60	51	38	164	93	.373	.321
1975	.254	5415	758	1376	220	33	151	703	609	846	74	35	51	183	82	.391	.333
1976	.246	5353	686	1319	208	33	113	625	592	818	58	58	45	341	123	.361	.323
1977	.240	5358	605	1284	176	37	117	548	516	910	64	46	36	176	89	.352	.308
1978	.245	5321	532	1304	200	31	100	492	433	800	108	27	25	144	117	.351	.303
1979	.239	5348	573	1276	188	32	108	541	482	751	75	46	20	104	69	.346	.302
1980	.259	5495	686	1424	212	35	137	635	506	824	99	41	19	175	82	.385	.322
1981	.247	3677	458	910	119	26	104	430	342	647	46	32	16	98	47	.379	.312
1982	.236	5448	691	1286	211	27	149	659	582	948	50	54	20	232	87	.367	.309
1983	.262	5516	708	1447	237	28	121	662	524	872	55	62	31	235	98	.381	.326
1984	.259	5457	738	1415	257	29	158	697	568	871	37	77	22	145	64	.404	.327
1985	.264	5581	757	1475	230	34	155	690	508	861	63	47	16	117	58	.401	.325
1986	.252	5435	731	1370	213	25	163	683	553	983	56	51	32	139	61	.390	.322
1987	.260	5511	806	1432	263	33	199	761	593	1056	50	48	36	140	63	.428	.333
1988	.263	5602	800	1474	251	22	156	752	580	926	54	55	65	129	54	.399	.336
1989	.261	5416	712	1414	220	25	127	659	562	855	36	62	34	157	55	.381	.331
1990	.254	5433	733	1379	209	22	164	693	651	992	60	48	46	141	54	.391	.336
1991	.248	5410	760	1342	246	19	159	716	642	981	41	49	50	151	64	.389	.331
1992	.258	5387	745	1389	219	24	142	693	707	831	72	59	49	143	59	.386	.346
1993	.254	5543	715	1408	260	21	158	679	622	1048	46	49	33	131	59	.394	.330
1994	.260	3885	549	1009	178	13	113	515	417	686	24	51	18	91	39	.399	.330
1995	.264	4916	730	1296	228	18	169	694	565	911	32	58	45	112	46	.420	.341
1996	.265	5630	861	1492	283	21	243	823	640	1114	35	39	58	58	35	.452	.344
1997	.260	5589	764	1451	274	23	197	714	642	1181	49	40	49	71	36	.423	.339
1998	.257	5490	804	1413	295	13	149	755	633	1122	58	46	55	131	47	.397	.338
1999	.259	5519	893	1430	287	20	235	845	770	1129	39	41	71	70	37	.446	.355
2000	.270	5560	947	1501	281	23	239	908	750	1159	26	44	52	40	15	.458	.360
2001	.264	5573	884	1469	334	22	199	835	640	1021	25	59	88	68	29	.439	.345
2002	.261	5558	800	1450	279	28	205	772	609	1008	20	36	68	46	20	.432	.339
2003	.254	5497	768	1398	317	24	176	742	556	898	22	53	59	48	14	.417	.327
2004	.270	5728	793	1545	336	15	189	752	608	1061	25	43	55	47	22	.433	.343
2005	.262	5627	772	1476	310	20	155	739	537	819	19	40	52	31	22	.407	.330
2006	.260	5500	771	1429	266	22	175	735	650	976	25	56	50	61	20	.412	.340
2007	.256	5577	741	1430	295	16	171	711	664	1119	18	56	49	52	20	.407	.338
2008	.242	5451	646	1318	270	23	125	610	574	1226	30	35	48	88	21	.369	.318
2009	.262	5584	759	1464	307	21	135	723	527	1046	31	54	50	133	48	.397	.328
2010	.256	5448	663	1396	276	30	109	619	527	1061	43	51	47	156	38	.378	.324
2011	.244	5452	645	1330	280	29	114	612	509	1094	34	57	50	117	43	.369	.311
2012	.238	5527	713	1315	267	32	195	676	550	1387	27	34	45	122	32	.404	.310
2013	.254	5521	767	1403	301	25	186	725	573	1178	21	49	45	74	28	.419	.327
2014	.244	5545	729	1354	253	33	146	686	586	1104	19	43	49	83	20	.381	.320
2015	.251	5600	694	1405	277	46	146	661	475	1119	14	38	40	78	29	.395	.312
2016	.246	5500	653	1352	270	21	169	634	442	1145	13	34	33	50	23	.395	.304
2017	.246	5464	739	1344	305	15	234	708	565	1491	13	40	43	57	22	.436	.319
2018	.252	5579	813	1407	322	20	227	778	550	1381	6	44	76	35	21	.439	.325
2019	.249	5561	845	1384	292	23	257	800	578	1338	7	36	87	49	21	.448	.327
2020	.225	1908	274	430	91	11	71	264	238	524	2	14	39	26	3	.396	.322
2021	.238	5395	743	1284	271	19	199	698	545	1349	17	49	98	88	20	.406	.317
2022	.216	5314	568	1147	249	15	137	537	433	1389	22	33	59	78	23	.346	.281
2023	.223	5311	585	1187	225	21	171	563	498	1496	28	36	85	149	31	.370	.298
Oak.	.252	299443	39836	75448	13779	1409	8903	37542	31264	57003	2420	2539	2600	6227	2629	.397	.325

Year	AVG.	AB	R	H	2B	3B	HR	RBI	BB	SH	HP	SB	SLG	OBP
	.258	647889	84453	166907	28879	5308	13885	77765	63861	10642	4651	11982	.383	.328

ATHLETICS YEAR-BY-YEAR PITCHING

Year	ERA	CG	SV	SHO	IP	H	R	ER	HR	BB	SO	HB	WP	AVG.
1901	4.00	124		6	1200.2	1346	761	534	20	374	350	59	40	.280
1902	3.29	114		5	1216.1	1292	636	444	33	368	455	63	29	.273
1903	2.98	112		10	1207.1	1124	519	400	20	315	728	71	38	.249
1904	2.35	136		26	1361.1	1149	503	355	13	366	887	63	23	.227
1905	2.19	117		19	1383.1	1137	492	337	21	409	895	63	40	.228
1906	2.60	107		19	1322.0	1135	543	382	9	425	749	57	30	.235
1907	2.35	106		27	1354.2	1106	511	353	13	378	789	67	36	.222
1908	2.56	102		23	1400.1	1194	562	398	10	410	741	53	46	.235
1909	1.93	110		27	1378.0	1069	408	296	9	386	728	62	31	.218
1910	1.79	123		24	1421.2	1103	441	282	8	450	789	55	42	.221
1911	3.01	97		13	1375.2	1343	601	460	17	487	739	81	34	.265
1912	3.32	95		11	1357.0	1273	658	501	12	518	601	57	30	.258
1913	3.19	69		17	1351.1	1200	592	479	24	532	630	39	48	.229
1914	2.78	89		24	1404.0	1264	529	433	18	521	720	28	37	.249
1915	4.29	78		6	1348.1	1358	888	643	22	827	588	57	68	.278
1916	3.92	94		11	1343.2	1311	776	585	26	715	575	31	53	.267
1917	3.27	80		8	1365.2	1310	691	496	23	562	516	23	37	.250
1918	3.22	80		13	1156.0	1106	538	413	13	486	277	35	20	.264
1919	4.26	72		1	1239.1	1371	742	587	44	503	417	29	25	.290
1920	3.93	79		6	1380.1	1612	834	602	56	461	423	40	27	.300
1921	4.61	75		2	1400.1	1645	894	717	85	548	431	32	34	.300
1922	4.59	73		4	1362.1	1573	830	695	107	469	373	32	22	.297
1923	4.08	65		7	1364.2	1465	761	619	68	550	400	23	23	.280
1924	4.39	68		8	1345.0	1527	778	656	43	597	371	28	19	.292
1925	3.87	61		8	1381.2	1468	713	594	60	544	495	36	30	.276
1926	3.00	62		10	1346.0	1362	570	448	38	451	571	31	22	.268
1927	3.97	66		8	1384.0	1467	726	611	65	442	553	36	18	.278
1928	3.36	81		15	1367.2	1349	615	511	66	424	607	22	19	.256
1929	3.44	70		9	1357.0	1371	615	519	73	487	573	15	28	.264
1930	4.28	72		8	1371.0	1457	751	652	84	488	672	20	25	.274
1931	3.47	97		12	1365.1	1342	626	526	73	457	574	9	20	.258
1932	4.45	95		10	1386.0	1477	752	686	112	511	595	18	21	.271
1933	4.81	69		6	1343.2	1523	853	718	77	644	423	17	33	.283
1934	5.01	68		8	1337.0	1429	838	745	84	693	480	23	33	.275
1935	5.12	58		7	1326.1	1486	869	754	73	704	469	25	35	.285
1936	6.08	68		3	1352.1	1645	1045	913	131	696	405	24	67	.300
1937	4.85	65		6	1335.0	1490	854	720	105	613	469	17	40	.281
1938	5.48	56		4	1324.0	1573	956	806	142	599	473	18	28	.292
1939	5.79	50		6	1342.2	1687	1022	864	148	579	397	19	35	.307
1940	5.22	72		4	1345.0	1543	932	780	135	534	488	15	40	.283
1941	4.83	64		3	1365.1	1516	840	733	136	557	386	18	46	.279
1942	4.45	67		5	1374.2	1404	801	679	89	639	546	21	35	.263
1943	4.05	73		5	1394.0	1421	717	627	73	536	503	35	24	.265
1944	3.26	72		10	1397.1	1345	594	506	58	390	534	31	30	.252
1945	3.62	65		11	1381.0	1380	638	556	55	571	531	22	18	.262
1946	3.90	61		10	1342.2	1371	680	582	83	577	562	25	13	.264
1947	3.51	70		12	1391.1	1291	614	543	85	597	493	14	14	.247
1948	4.43	74		7	1368.2	1456	735	673	86	638	486	15	35	.275
1949	4.23	85		9	1365.0	1359	725	642	105	758	490	19	33	.263
1950	5.49	50		3	1346.1	1528	913	821	138	729	466	31	39	.287
1951	4.47	52		7	1358.0	1421	745	674	109	569	437	32	30	.272
1952	4.15	73		11	1384.1	1402	723	639	113	526	562	35	21	.263
1953	4.67	51		7	1409.0	1475	799	731	121	594	566	57	51	.271
1954	5.18	49		3	1371.1	1523	875	789	141	685	555	39	40	.285
Phila.	3.91	4281		544	72953.0	74574	38624	31709	3572	28889	29533	1887	1755	
1955	5.35	29		3	1382.0	1486	911	822	175	707	572	42	36	.278
1956	4.86	30		3	1370.1	1424	831	740	187	679	636	42	38	.271
1957	4.19	26		6	1369.2	1344	710	637	153	565	626	25	45	.260
1958	4.15	42		9	1398.1	1405	713	645	150	467	721	28	31	.262
1959	4.35	44		8	1360.2	1452	760	658	148	492	703	46	41	.274
1960	4.38	44		4	1374.0	1428	756	668	160	525	664	43	37	.271
1961	4.74	32		5	1415.0	1519	863	746	141	629	703	53	58	.275
1962	4.79	32		4	1434.0	1450	837	764	199	655	825	42	63	.263

Year	ERA	CG	SV	SHO	IP	H	R	ER	HR	BB	SO	HB	WP	AVG.
1963	3.92	35		11	1458.0	1417	704	635	156	540	887	44	43	.256
1964	4.71	18		6	1455.2	1516	836	761	220	614	966	54	55	.269
1965	4.24	18		7	1433.0	1399	755	675	161	574	882	39	67	.256
1966	3.56	19		11	1435.0	1281	648	567	106	630	854	39	52	.241
1967	3.68	26		10	1428.0	1265	660	584	125	558	990	37	44	.238
K.C.	4.37	395		93	18313.2	18386	9984	8902	2081	7635	10029	534	610	
1968	2.94	45		18	1455.2	1220	544	476	124	505	997	31	55	.227
1969	3.71	42	36	14	1480.2	1356	678	611	163	586	887	39	55	.245
1970	3.30	33	40	15	1442.2	1253	593	529	134	542	858	34	56	.234
1971	3.05	57	36	18	1469.1	1229	564	498	131	501	999	33	37	.228
1972	2.58	42	43	23	1417.2	1170	457	406	96	418	862	19	29	.226
1973	3.29	46	41	16	1457.1	1311	615	532	143	494	797	30	52	.241
1974	2.95	49	28	12	1439.2	1322	551	472	90	430	755	25	27	.246
1975	3.27	36	44	10	1448.0	1267	606	526	102	523	784	37	47	.236
1976	3.26	39	29	15	1459.1	1412	598	528	96	415	711	30	40	.255
1977	4.04	32	25	4	1436.2	1459	749	645	145	560	788	24	55	.265
1978	3.62	26	29	11	1433.1	1401	690	577	106	582	750	26	37	.259
1979	4.75	41	20	4	1429.1	1606	860	754	147	654	726	49	72	.288
1980	3.46	94	13	9	1471.2	1347	642	566	142	521	769	31	51	.244
1981	3.30	60	10	11	993.0	883	403	364	80	370	505	28	30	.240
1982	4.54	42	22	6	1456.0	1506	819	735	177	648	697	30	58	.268
1983	4.35	22	33	12	1454.1	1462	782	703	135	626	719	31	43	.263
1984	4.48	15	44	6	1430.0	1554	796	712	155	592	695	35	47	.278
1985	4.41	10	41	6	1453.0	1451	787	712	172	607	785	25	48	.259
1986	4.31	22	37	8	1433.0	1334	760	686	166	667	937	34	62	.247
1987	4.32	18	40	6	1445.2	1442	789	694	176	531	1042	36	52	.258
1988	3.44	22	64	9	1489.1	1376	620	569	116	553	983	29	62	.247
1989	3.09	17	57	20	1448.1	1287	576	497	103	510	930	28	71	.239
1990	3.18	18	64	16	1456.0	1287	570	514	123	494	831	27	50	.238
1991	4.57	14	49	10	1444.1	1425	776	734	155	655	892	55	60	.260
1992	3.73	8	58	9	1447.0	1396	672	599	129	601	843	41	67	.256
1993	4.90	8	42	2	1452.1	1551	846	791	157	680	864	49	39	.276
1994	4.80	12	23	9	1003.1	979	589	535	128	510	732	34	42	.257
1995	4.93	8	34	4	1273.0	1320	761	698	153	556	890	53	56	.269
1996	5.20	7	34	5	1456.1	1638	900	841	205	644	884	52	60	.287
1997	5.48	2	38	1	1445.1	1734	946	880	197	642	953	64	51	.301
1998	4.81	12	39	4	1434.0	1555	866	766	179	529	922	56	68	.276
1999	4.69	6	48	5	1438.1	1537	846	750	160	569	967	54	57	.274
2000	4.58	7	43	11	1435.1	1535	813	730	158	615	963	48	46	.274
2001	3.59	13	44	9	1463.1	1384	645	583	153	440	1117	46	42	.249
2002	3.68	9	48	19	1452.0	1391	654	593	135	474	1021	62	40	.252
2003	3.63	16	48	14	1441.2	1336	643	582	140	499	1018	54	41	.246
2004	4.17	10	35	8	1471.1	1466	742	682	164	544	1034	68	39	.262
2005	3.69	9	38	12	1450.1	1315	658	594	154	504	1075	60	41	.241
2006	4.21	5	54	11	1451.2	1525	727	679	162	529	1003	55	43	.272
2007	4.28	4	36	9	1448.0	1468	758	689	138	530	1036	43	52	.263
2008	4.01	4	33	7	1435.0	1364	690	640	135	576	1061	54	30	.253
2009	4.26	2	38	10	1447.1	1486	761	685	156	523	1124	36	43	.265
2010	3.56	7	38	17	1431.2	1315	626	566	153	512	1070	38	42	.245
2011	3.71	6	39	12	1447.2	1380	679	597	136	519	1160	41	53	.250
2012	3.48	1	47	13	1470.0	1360	614	569	147	462	1136	46	40	.245
2013	3.56	6	46	13	1452.0	1339	625	574	163	428	1183	35	56	.242
2014	3.22	7	31	13	1463.1	1269	572	524	147	406	1244	48	59	.233
2015	4.14	5	28	15	1444.2	1402	729	664	172	474	1179	47	62	.254
2016	4.51	2	42	7	1433.1	1459	761	718	185	464	1188	50	70	.263
2017	4.67	1	35	6	1431.0	1444	826	743	210	502	1202	61	84	.261
2018	3.81	2	44	14	1465.2	1303	674	621	184	474	1237	53	86	.236
2019	3.97	1	45	12	1465.0	1342	680	646	201	477	1299	66	74	.242
2020	3.77	1	17	5	515.1	471	232	216	69	165	506	15	16	.240
2021	4.02	3	39	11	1433.0	1362	687	640	191	439	1332	64	63	.247
2022	4.52	0	34	7	1426.1	1394	770	717	195	503	1203	72	62	.254
2023	5.48	0	5	29	1419.2	1464	924	865	213	694	1300	100	76	.266
Oak.	3.98	1026	2068	602	79088.2	76644	38741	35017	8346	29468	53445	2431	2896	.255

Year	ERA	CG	SHO	IP	H	R	ER	HR	BB	SO	HB	WP
Totals	4.00	5702	1215	170355.1	169604	87349	75627	13999	65992	93007	4852	5261

ATHLETICS YEAR-BY-YEAR FIELDING

Year	AVG.	G	PO	A	E	TC	DP	TP	PB
1901	.942	137	3600	1903	337	5840	93	0	23
1902	.953	137	3646	1819	270	5735	75	0	13
1903	.960	137	3618	1613	217	5448	66	0	20
1904	.959	155	4080	1835	250	6165	67	0	21
1905	.957	152	4101	1746	265	6112	64	0	21
1906	.955	149	3941	1728	267	5936	86	1	17
1907	.958	150	4046	1959	263	6268	67	0	14
1908	.957	157	4158	1886	272	6316	68	1	20
1909	.961	153	4105	1894	245	6244	92	1	14
1910	.965	155	4255	2001	230	6486	117	0	10
1911	.964	152	4121	1896	225	6242	100	0	14
1912	.959	153	4100	2023	263	6386	115	0	17
1913	.966	153	4048	1958	212	6218	108	1	13
1914	.966	158	4198	1938	213	6349	116	1	25
1915	.947	154	4044	2023	338	6405	118	0	17
1916	.951	154	4021	2126	314	6461	126	0	19
1917	.961	154	4078	2064	251	6393	106	0	17
1918	.959	130	3458	1850	228	5536	136	0	7
1919	.956	140	3702	1902	257	5861	96	1	9
1920	.959	156	4120	2173	266	6559	125	0	13
1921	.958	155	4182	2005	274	6461	144	0	14
1922	.966	155	4072	1978	215	6265	118	1	16
1923	.964	153	4064	1935	221	6220	127	1	23
1924	.971	152	4025	1943	180	6148	157	0	12
1925	.966	153	4117	1931	211	6259	148	0	13
1926	.972	150	4041	1869	171	6081	131	1	10
1927	.970	155	4161	1897	190	6248	124	1	10
1928	.970	153	4107	1728	181	6016	124	0	10
1929	.975	151	4065	1587	146	5798	117	0	10
1930	.976	154	4127	1651	145	5923	121	0	11
1931	.976	153	4088	1614	141	5843	151	0	10
1932	.979	154	4160	1736	124	6020	142	0	15
1933	.966	152	4032	1750	203	5985	121	0	9
1934	.967	153	4012	1809	196	6017	166	0	12
1935	.967	149	3964	1690	190	5844	150	0	11
1936	.965	154	4061	1773	209	6043	152	0	21
1937	.967	154	4002	1725	198	5925	150	0	15
1938	.965	154	3964	1637	206	5807	119	0	15
1939	.965	153	4028	1678	210	5916	131	0	14
1940	.960	154	4035	1667	238	5940	131	0	15
1941	.967	154	4095	1733	200	6028	150	0	20
1942	.968	154	4062	1678	188	5928	124	0	23
1943	.973	155	4180	1741	162	6083	148	0	19
1944	.971	155	4192	1745	176	6113	127	0	12
1945	.973	153	4140	1903	168	6211	160	0	9
1946	.971	155	4028	1594	167	5789	141	1	7
1947	.976	156	4174	1689	143	6006	161	0	5
1948	.981	154	4108	1710	113	5931	180	1	7
1949	.976	154	4102	1710	140	5952	217	0	10
1950	.974	154	4033	1732	155	5920	208	0	9
1951	.978	154	4073	1849	136	6058	204	0	12
1952	.977	155	4150	1766	140	6056	148	0	11
1953	.977	157	4218	1710	137	6065	161	0	15
1954	.971	156	4104	1655	169	5928	163	0	12
Phila.	.966	8213	218406	98155	11226	327787	6957	12	761
1955	.976	155	4142	1729	146	6017	174	0	14
1956	.973	154	4111	1785	166	6062	187	0	19
1957	.979	154	4108	1720	125	5953	162	0	22
1958	.979	156	4196	1730	125	6051	166	0	34
1959	.973	154	4086	1669	160	5915	156	0	15
1960	.979	155	4122	1666	127	5915	149	0	17
1961	.972	162	4260	1755	175	6190	160	0	17
1962	.979	162	4294	1724	132	6150	131	0	25

Year	AVG.	G	PO	A	E	TC	DP	TP	PB
1963	.980	162	4373	1722	127	6222	131	0	11
1964	.974	163	4361	1669	158	6188	152	0	18
1965	.977	162	4300	1620	139	6059	142	0	20
1966	.977	160	4320	1646	139	6105	154	1	20
1967	.978	161	4279	1533	132	5944	120	0	17
K.C.	.977	2060	54952	21968	1851	78771	1984	1	249
1968	.977	163	4367	1659	145	6171	136	0	20
1969	.979	162	4442	1788	136	6366	162	0	26
1970	.977	162	4328	1680	141	6149	152	0	12
1971	.981	161	4408	1660	117	6185	157	0	17
1972	.979	155	4253	1689	130	6072	146	0	13
1973	.978	162	4372	1710	137	6219	170	0	9
1974	.977	162	4319	1704	141	6164	154	0	10
1975	.977	162	4344	1686	143	6173	140	0	13
1976	.977	161	4378	1821	144	6343	130	0	11
1977	.970	161	4310	1762	190	6262	136	0	12
1978	.971	162	4300	1626	179	6105	145	0	10
1979	.972	162	4288	1718	174	6180	137	3	15
1980	.979	162	4415	1631	130	6176	115	0	9
1981	.980	109	2979	1080	81	4140	74	1	2
1982	.974	162	4368	1647	160	6175	140	0	8
1983	.974	162	4363	1602	157	6122	157	1	14
1984	.975	162	4290	1508	146	5944	159	0	9
1985	.977	162	4359	1566	140	6065	136	0	19
1986	.978	162	4299	1596	135	6030	120	0	16
1987	.977	162	4337	1649	142	6128	123	0	18
1988	.983	162	4468	1629	105	6202	151	0	10
1989	.979	162	4345	1640	129	6114	159	0	13
1990	.986	162	4368	1630	87	6085	152	0	14
1991	.982	162	4333	1608	107	6048	150	0	8
1992	.979	162	4341	1576	125	6042	158	0	8
1993	.982	162	4357	1625	111	6093	161	0	15
1994	.979	114	3010	1122	88	4220	105	0	5
1995	.981	144	3819	1486	102	5407	151	0	4
1996	.984	162	4369	1778	103	6250	195	1	11
1997	.980	162	4336	1765	122	6223	170	0	5
1998	.977	162	4302	1654	141	6097	155	0	13
1999	.980	162	4315	1700	122	6137	166	0	18
2000	.978	161	4306	1726	134	6166	164	1	8
2001	.980	162	4390	1756	125	6271	151	0	4
2002	.984	162	4356	1798	102	6256	144	0	9
2003	.983	162	4325	1779	107	6211	145	0	9
2004	.986	162	4414	1809	91	6314	172	0	14
2005	.986	162	4351	1649	88	6088	166	0	5
2006	.986	162	4355	1626	84	6065	173	0	10
2007	.985	162	4344	1687	90	6121	153	0	16
2008	.984	161	4305	1573	98	5976	169	0	8
2009	.983	162	4342	1592	105	6039	155	0	5
2010	.984	162	4295	1704	99	6098	147	0	8
2011	.979	162	4343	1529	124	5996	145	0	6
2012	.982	162	4410	1568	111	6089	135	1	12
2013	.983	162	4356	1377	97	5830	112	0	15
2014	.982	162	4390	1634	111	6135	150	0	10
2015	.979	162	4334	1642	126	6102	154	0	14
2016	.984	162	4300	1630	97	6027	152	0	11
2017	.980	162	4293	1597	121	6011	162	0	16
2018	.985	162	4397	1594	89	6080	125	0	17
2019	.987	162	4395	1464	80	5939	123	0	19
2020	.987	60	1546	489	26	2061	33	0	4
2021	.987	162	4299	1320	72	5691	116	0	6
2022	.984	162	4279	1466	92	5837	139	0	3
2023	.982	162	4259	1269	102	5630	124	0	11
Oak.	.980	8840	237266	89273	6581	333120	8071	8	627

Year	AVG.	G	PO	A	E	TC	DP	TP	PB
Totals	.973	19113	510624	209396	19658	739678	17012	21	1637

ATHLETICS YEAR-BY-YEAR BATTING LEADERS

Batting Average

1901 Lajoie.....	.426
1902 Cross.....	.339
1903 Seybold.....	.299
1904 Davis.....	.308
1905 Davis.....	.284
1906 Seybold.....	.316
1907 Nicholls.....	.302
1908 Collins.....	.273
1909 Collins.....	.346
1910 Collins.....	.322
1911 Collins.....	.365
1912 Collins.....	.348
1913 Collins.....	.345
1914 Collins.....	.344
1915 McInnis.....	.314
1916 Strunk.....	.316
1917 McInnis.....	.303
1918 Burns.....	.352
1919 Burns.....	.296
1920 Dugan.....	.322
1921 Witt.....	.315
1922 Miller.....	.336
1923 Hauser.....	.307
1924 Miller.....	.342
1925 Simmons.....	.384
1926 Simmons.....	.343
1927 Simmons.....	.392
1928 Simmons.....	.351
1929 Simmons.....	.365
1930 Simmons.....	.381
1931 Simmons.....	.390
1932 Foxx.....	.364
1933 Foxx.....	.356
1934 Foxx.....	.334
1935 Foxx.....	.346
1936 Moses.....	.345
1937 Moses.....	.320
1938 Johnson.....	.313
1939 Johnson.....	.338
1940 Moses.....	.309
1941 Siebert.....	.334
1942 Johnson.....	.291
1943 Estalella.....	.259
1944 Siebert.....	.306
1945 Estalella.....	.299
1946 Rosar.....	.283
1947 McCosky.....	.328
1948 McCosky.....	.326
1949 Valo.....	.283
1950 Lehner.....	.309
1951 Fain.....	.344
1952 Fain.....	.327
1953 Philley.....	.303
1954 Finigan.....	.302
1955 Power.....	.319
1956 Power.....	.309
1957 Lopez.....	.294
1958 Cerv.....	.305
1959 Tuttle.....	.300
1960 Siebern.....	.279
1961 Siebern.....	.296
1962 Siebern.....	.308

1963 Causey.....	.280
1964 Causey.....	.281
1965 Campaneris.....	.270
1966 Cater.....	.292
1967 Cater.....	.270
1968 Cater.....	.290
1969 Bando.....	.281
1970 Campaneris.....	.279
1971 Jackson.....	.277
1972 Rudi.....	.305
1973 Jackson.....	.293
1974 Rudi.....	.293
1975 Washington.....	.308
1976 North.....	.276
1977 Page.....	.307
1978 Page.....	.285
1979 Revering.....	.288
1980 Henderson.....	.303
1981 Henderson.....	.319
1982 Henderson.....	.267
1983 Henderson.....	.292
1984 Lansford.....	.300
1985 Davis.....	.287
1986 Griffin.....	.285
1987 McGwire.....	.289
1988 Canseco.....	.307
1989 Lansford.....	.336
1990 R. Henderson.....	.325
1991 Baines.....	.295
1992 Bordick.....	.300
1993 Gates.....	.290
1994 Berroa.....	.306
1995 Henderson.....	.300
1996 McGwire.....	.312
1997 Giambi.....	.293
1998 Giambi.....	.295
1999 Giambi.....	.315
2000 Giambi.....	.333
2001 Giambi.....	.342
2002 Tejada.....	.308
2003 Chavez.....	.282
2004 Durazo.....	.321
2005 Ellis.....	.316
2006 Payton.....	.296
2007 Stewart.....	.290
2008 Suzuki.....	.279
2009 Sweeney.....	.293
2010 Ellis.....	.291
2011 Pennington.....	.264
2012 Céspedes.....	.292
2013 Donaldson.....	.301
2014 Donaldson.....	.255
2015 Burns.....	.294
2016 Valencia.....	.287
2017 Lowrie.....	.277
2018 Chapman.....	.278
2019 Semien.....	.285
2020 Canha.....	.246
2021 Olson.....	.271
2022 Murphy.....	.250
2023 Rooker.....	.246

Games

1901 Fultz.....	132
1902 four players tied	137
1903 four players tied	137
1904 Cross.....	155
1905 Murphy.....	150
1906 Davis.....	145
1907 Davis.....	149
1908 Nicholls.....	150
1909 Collins.....	153
1910 Collins.....	153
1911 Baker.....	148
1912 Collins.....	153
McInnis.....	153
1913 Baker.....	149
1914 Collins.....	152
1915 Strunk.....	132
1916 Strunk.....	150
1917 McInnis.....	150
1918 Burns.....	130
1919 Burns.....	126
1920 Walker.....	149
1921 Dykes.....	155
1922 Galloway.....	155
1923 Hauser.....	146
1924 Simmons.....	152
1925 Simmons.....	153
1926 Simmons.....	147
1927 Cobb.....	134
1928 Miller.....	139
1929 Foxx.....	149
1930 Miller.....	154
1931 Foxx.....	139
1932 Foxx.....	154
Simmons.....	154
1933 Cramer.....	152
Higgins.....	152
1934 Cramer.....	153
1935 Cramer.....	149
1936 Johnson.....	153
1937 Moses.....	154
1938 Johnson.....	152
1939 Johnson.....	150
1940 Siebert.....	154
1941 Johnson.....	149
1942 Siebert.....	153
1943 Hall.....	151
1944 Hayes.....	155
1945 Hall.....	151
1946 Chapman.....	146
1947 Joost.....	151
1948 Majeski.....	148
Suder.....	148
1949 Chapman.....	154
1950 Fain.....	151
1951 Joost.....	140
1952 Philley.....	151
1953 Philley.....	157
1954 DeMaestri.....	146
1955 Finigan.....	150
1956 Lopez.....	151
1957 DeMaestri.....	135
1958 Lopez.....	151

1959 Williams.....	130
1960 Tuttle.....	151
1961 Howser.....	158
1962 Siebern.....	162
1963 Charles.....	158
1964 Colavito.....	160
1965 Harrelson.....	150
Hershberger.....	150
1966 Hershberger.....	146
1967 Campaneris.....	147
1968 Bando.....	162
1969 Bando.....	162
1970 Bando.....	155
1971 Bando.....	153
1972 Bando.....	152
1973 Bando.....	162
1974 Rudi.....	158
Tenace.....	158
1975 Bando.....	160
Garner.....	160
1976 Garner.....	159
1977 Sanguillen.....	152
1978 Revering.....	152
1979 Newman.....	143
1980 Murphy.....	159
1981 Armas.....	109
1982 Murphy.....	151
1983 Phillips.....	148
1984 Phillips.....	154
1985 Griffin.....	162
1986 Griffin.....	162
1987 Canseco.....	159
1988 Canseco.....	158
1989 D. Henderson.....	152
1990 McGwire.....	156
1991 Gallego.....	159
1992 Bordick.....	154
1993 Bordick.....	159
1994 Bordick.....	114
1995 Berroa.....	141
1996 Bordick.....	155
1997 Spiezio.....	147
1998 Grieve.....	155
1999 Tejada.....	159
2000 Tejada.....	160
2001 Long.....	162
Tejada.....	162
2002 Long.....	162
Tejada.....	162
2003 Tejada.....	162
2004 Hatteberg.....	152
2005 Chavez.....	160
2006 Swisher.....	157
2007 Ellis.....	150
Swisher.....	150
2008 Cust.....	148
Suzuki.....	148
2009 Cust.....	149
2010 Barton.....	159
2011 Pennington.....	148
2012 Reddick.....	156
2013 Donaldson.....	158
2014 Donaldson.....	158

2015	Semien.....	155
2016	Semien.....	159
2017	K. Davis.....	153
	Lowrie.....	153
2018	Olson.....	162
2019	Semien.....	162
2020	Olson.....	60
2021	Olson.....	156
2022	Brown.....	150
2023	Rooker.....	137

At Bats

1901	Fultz.....	561
1902	Cross.....	558
1903	Cross.....	554
1904	Cross.....	607
1905	Davis.....	602
1906	Davis.....	551
1907	Davis.....	582
1908	Nicholls.....	550
1909	Collins.....	572
1910	Collins.....	583
1911	Baker.....	592
1912	Baker.....	577
1913	Baker.....	565
1914	McInnis.....	576
1915	Lajoie.....	490
1916	Witt.....	563
1917	McInnis.....	567
1918	Burns.....	505
1919	Burns.....	470
1920	Walker.....	585
1921	Johnson.....	613
1922	Galloway.....	571
1923	Hauser.....	537
1924	Simmons.....	594
1925	Simmons.....	658
1926	Simmons.....	581
1927	Hale.....	501
1928	Miller.....	510
1929	Simmons.....	581
1930	Miller.....	585
1931	Miller.....	534
1932	Simmons.....	670
1933	Cramer.....	661
1934	Cramer.....	649
1935	Cramer.....	644
1936	Finney.....	653
1937	Moses.....	649
1938	Moses.....	589
1939	Johnson.....	544
1940	Siebert.....	595
1941	Chapman.....	552
	Johnson.....	552
1942	Siebert.....	612
1943	Siebert.....	558
1944	Hayes.....	581
1945	Hall.....	616
1946	Chapman.....	545
1947	Chapman.....	551
1948	Majeski.....	590
1949	Chapman.....	589
1950	Chapman.....	553
1951	Joost.....	553
1952	Philly.....	586
1953	Philly.....	620
1954	DeMaestri.....	539

1955	Power.....	596
1956	Lopez.....	561
1957	Power.....	467
1958	Lopez.....	564
1959	Williams.....	488
1960	Lumpe.....	574
1961	Howser.....	611
1962	Lumpe.....	641
1963	Charles.....	603
1964	Causey.....	604
1965	Campaneris.....	578
1966	Campaneris.....	573
1967	Campaneris.....	601
1968	Campaneris.....	642
1969	Bando.....	609
1970	Campaneris.....	603
1971	Campaneris.....	569
1972	Campaneris.....	625
1973	Campaneris.....	601
1974	Rudi.....	593
1975	Jackson.....	593
1976	Baylor.....	595
1977	Sanguillen.....	571
1978	Revering.....	521
1979	Newman.....	516
1980	Armas.....	628
1981	Armas.....	440
1982	Murphy.....	543
1983	Henderson.....	513
1984	Lansford.....	597
1985	Griffin.....	614
1986	Canseco.....	600
1987	Canseco.....	630
1988	Canseco.....	610
1989	D. Henderson.....	579
1990	McGwire.....	523
1991	Canseco.....	572
	D. Henderson.....	572
1992	Bordick.....	504
1993	Sierra.....	630
1994	Sierra.....	426
1995	Berroa.....	546
1996	Berroa.....	586
1997	Spiezio.....	538
1998	Grieve.....	583
1999	Tejada.....	593
2000	Tejada.....	607
2001	Damon.....	644
2002	Tejada.....	662
2003	Tejada.....	636
2004	Kotsay.....	606
2005	Chavez.....	625
2006	Payton.....	557
2007	Ellis.....	583
2008	Crosby.....	556
2009	Suzuki.....	570
2010	Barton.....	556
2011	Crisp.....	531
2012	Reddick.....	611
2013	Lowrie.....	603
2014	Donaldson.....	608
2015	Lawrie.....	562
2016	Semien.....	568
2017	Healy.....	576
2018	Semien.....	632
2019	Semien.....	657
2020	Semien.....	211

2021	Olson.....	565
2022	Murphy.....	537
2023	Rooker.....	463
Runs		
1901	Lajoie.....	145
1902	Fultz.....	109
	Hartsel.....	109
1903	Pickering.....	93
1904	Murphy.....	80
	Cross.....	80
1905	Davis.....	92
1906	Hartsel.....	96
1907	Hartsel.....	93
1908	Davis.....	65
1909	Collins.....	104
1910	Baker.....	83
1911	Murphy.....	104
1912	Collins.....	137
1913	Collins.....	125
1914	Collins.....	122
1915	Strunk.....	76
1916	Strunk.....	71
1917	Strunk.....	83
1918	Burns.....	61
1919	Burns.....	63
1920	Dykes.....	81
1921	Johnson.....	93
1922	Walker.....	111
1923	Hauser.....	93
1924	Hauser.....	97
1925	Simmons.....	122
1926	Simmons.....	90
1927	Cobb.....	104
1928	Bishop.....	104
1929	Foxx.....	123
1930	Simmons.....	152
1931	Bishop.....	115
1932	Foxx.....	151
1933	Foxx.....	125
1934	Foxx.....	120
1935	Foxx.....	118
1936	Finney.....	100
1937	Moses.....	113
1938	Johnson.....	114
1939	Johnson.....	115
1940	Johnson.....	93
1941	Johnson.....	98
1942	Johnson.....	78
1943	White.....	69
1944	Hayes.....	62
1945	Siebert.....	62
	Hall.....	62
1946	Chapman.....	77
1947	Chapman.....	84
1948	Joost.....	99
1949	Joost.....	128
1950	Chapman.....	93
1951	Joost.....	107
1952	Joost.....	94
1953	Zernial.....	85
1954	Jacobs.....	63
1955	Power.....	91
1956	Lopez.....	91
1957	Zernial.....	56
1958	Cerv.....	93
1959	Tuttle.....	74

1960	Tuttle.....	75
1961	Howser.....	108
1962	Siebern.....	114
1963	Charles.....	82
1964	Colavito.....	89
1965	Campaneris.....	67
1966	Campaneris.....	82
1967	Campaneris.....	85
1968	Campaneris.....	86
1969	Jackson.....	123
1970	Campaneris.....	97
1971	Jackson.....	87
1972	Rudi.....	94
1973	Jackson.....	99
1974	Jackson.....	90
1975	Jackson.....	91
1976	North.....	91
1977	Page.....	85
1978	Page.....	62
1979	Revering.....	63
1980	Henderson.....	111
1981	Henderson.....	89
1982	Henderson.....	119
1983	Henderson.....	105
1984	Henderson.....	113
1985	Davis.....	92
1986	Canseco.....	85
1987	McGwire.....	97
1988	Canseco.....	120
1989	Lansford.....	81
1990	R. Henderson.....	119
1991	Canseco.....	115
1992	McGwire.....	87
1993	R. Henderson.....	77
	Sierra.....	77
1994	Javier.....	75
1995	Berroa.....	87
1996	McGwire.....	104
1997	Giambi.....	66
1998	Henderson.....	101
1999	Giambi.....	115
2000	Giambi.....	108
2001	Giambi.....	109
2002	Tejada.....	108
2003	Tejada.....	98
2004	Byrnes.....	91
2005	Chavez.....	92
2006	Swisher.....	106
2007	Ellis.....	84
	Swisher.....	84
2008	Cust.....	77
2009	Cust.....	88
2010	Barton.....	79
2011	Crisp.....	69
	Willingham.....	69
2012	Reddick.....	85
2013	Crisp.....	93
2014	Donaldson.....	93
2015	Burns.....	70
2016	Davis.....	85
2017	K. Davis.....	91
2018	Chapman.....	100
2019	Semien.....	123
2020	Canha.....	32
2021	Olson.....	101
2022	Murphy.....	67
2023	Noda.....	63

Hits	1944 Estalella..... 151	1987 Canseco..... 162	1902 Davis..... 43
1901 Lajoie..... 229	1945 Hall..... 161	1988 Canseco..... 187	1903 Seybold..... 43
1902 Cross..... 189	1946 Chapman..... 142	1989 Lansford..... 185	1904 Murphy..... 29
1903 Cross..... 162	1947 McCosky..... 179	1990 R. Henderson... 159	Cross..... 29
1904 Cross..... 177	1948 Majeski..... 183	1991 D. Henderson... 158	1905 Davis..... 47
1905 Davis..... 171	1949 Chapman..... 164	1992 Bordick..... 151	1906 Davis..... 40
1906 Davis..... 161	1950 Fain..... 147	1993 Gates..... 155	1907 Davis..... 37
1907 Davis..... 155	1951 Joost..... 160	1994 Javier..... 114	1908 Murphy..... 28
1908 Murphy..... 139	1952 Fain..... 176	Sierra..... 114	1909 Collins..... 30
1909 Collins..... 198	1953 Phillee..... 188	1995 Berroa..... 152	1910 Murphy..... 28
1910 Collins..... 188	1954 Finigan..... 147	1996 Berroa..... 170	1911 Baker..... 42
1911 Baker..... 198	1955 Power..... 190	1997 Giambi..... 152	1912 Baker..... 40
1912 Baker..... 200	1956 Power..... 164	1998 Grieve..... 168	1913 Baker..... 34
1913 Baker..... 190	1957 Power..... 121	1999 Giambi..... 181	1914 Baker..... 23
1914 Baker..... 182	1958 Cerv..... 157	2000 Giambi..... 170	Collins..... 23
1915 Strunk..... 144	1959 Tuttle..... 139	2001 Giambi..... 178	1915 Strunk..... 28
1916 Strunk..... 172	1960 Lumpe..... 156	Long..... 178	1916 Strunk..... 30
1917 McInnis..... 172	1961 Howser..... 171	2002 Tejada..... 204	1917 Bodie..... 28
1918 Burns..... 178	1962 Lumpe..... 193	2003 Tejada..... 177	1918 Burns..... 22
1919 Burns..... 139	1963 Lumpe..... 161	2004 Kotsay..... 190	Gardner..... 22
1920 Walker..... 157	Charles..... 161	2005 Chavez..... 168	1919 Walker..... 30
1921 Witt..... 198	1964 Causey..... 170	2006 Payton..... 165	1920 Dugan..... 40
1922 Galloway..... 185	1965 Campaneris..... 156	2007 Stewart..... 167	1921 Dykes..... 32
1923 Hauser..... 165	1966 Campaneris..... 153	2008 Suzuki..... 148	Walker..... 32
1924 Simmons..... 183	1967 Campaneris..... 149	2009 Suzuki..... 156	1922 Walker..... 31
1925 Simmons..... 253	1968 Campaneris..... 177	2010 Barton..... 152	1923 Perkins..... 34
1926 Simmons..... 199	1969 Bando..... 171	2011 Crisp..... 140	1924 Hauser..... 31
1927 Cobb..... 175	1970 Campaneris..... 168	2012 Reddick..... 148	Simmons..... 31
1928 Miller..... 168	1971 Jackson..... 157	2013 Lowrie..... 175	1925 Simmons..... 43
1929 Simmons..... 212	1972 Rudi..... 181	2014 Donaldson..... 155	1926 Simmons..... 53
1930 Simmons..... 211	1973 Bando..... 169	2015 Burns..... 153	1927 Simmons..... 36
1931 Simmons..... 200	1974 Rudi..... 174	2016 Davis..... 137	1928 Miller..... 34
1932 Simmons..... 216	1975 Washington..... 182	2017 Lowrie..... 157	1929 Simmons..... 41
1933 Foxx..... 204	1976 North..... 163	2018 Semien..... 161	Haas..... 41
1934 Cramer..... 202	1977 Sanguillen..... 157	2019 Semien..... 187	1930 Cochrane..... 42
1935 Cramer..... 214	1978 Page..... 147	2020 Canha..... 47	1931 Miller..... 43
1936 Moses..... 202	1979 Revering..... 136	Semien..... 47	1932 McNair..... 47
1937 Moses..... 208	1980 Henderson..... 179	2021 Olson..... 153	1933 Johnson..... 44
1938 Moses..... 181	1981 Henderson..... 135	2022 Murphy..... 134	1934 Higgins..... 37
1939 Johnson..... 184	1982 Henderson..... 143	2023 Rooker..... 114	1935 Cramer..... 37
1940 Siebert..... 170	1983 Henderson..... 150	Ruiz..... 114	1936 Moses..... 35
1941 Chapman..... 178	1984 Lansford..... 179	Doubles	1937 Moses..... 48
1942 Siebert..... 159	1985 Griffin..... 166	1901 Lajoie..... 48	1938 Moses..... 29
1943 Siebert..... 140	1986 Griffin..... 169		1939 Johnson..... 30

OAKLAND ATHLETICS 20 OR MORE HITS IN A GAME

Hits	Opponent	Date	Hits	Opponent	Date
29	at Texas	July 1, 1979	21	at Detroit	August 15, 1998
25	at Houston	September 10, 2019	21	at Seattle	April 13, 1990
25	at Boston	June 14, 1969	21	at Baltimore	April 26, 1974
24	San Francisco	June 26, 2005	20	San Diego	June 17, 2015
24	Texas	September 30, 2000	20	at Kansas City	August 12, 2014
24	at Cleveland	August 28, 1998	20	at Chicago (AL)	September 8, 2009
23	at Texas	May 10, 1973	20	at Los Angeles	May 1, 2008
22	at Kansas City	August 26, 2019	20	at Cleveland	August 2, 2001
22	Los Angeles (AL)	September 20, 2018	20	at Tampa Bay	September 15, 2000
22	at Minnesota	September 11, 2013	20	at Kansas City	May 3, 2000
22	Minnesota	July 20, 2009	20	at Minnesota	April 10, 1994
22	Cincinnati	June 9, 2004	20	at Texas	October 2, 1985
22	at Minnesota	April 27, 1980	20	at California	July 30, 1983
21	at Los Angeles (NL)	April 11, 2018	20	Cleveland	August 24, 1981
21	at Detroit	August 28, 2013	20	at Cleveland	August 3, 1980
21	at Boston	July 28, 2009	20	New York	June 12, 1971
21	at Kansas City	June 18, 2000			

1940	Moses.....	41	2003	Tejada.....	42	1941	Chapman.....	9	1994	Bordick.....	4
1941	Moses.....	31	2004	Byrnes.....	39		Brancato.....	9	1995	Gates.....	4
1942	Johnson.....	35	2005	Chavez.....	40		Suder.....	9	1996	Bordick.....	4
1943	Siebert.....	26	2006	Payton.....	32	1942	Valo.....	10		Valo.....	4
1944	Siebert.....	27	2007	Swisher.....	36	1943	Siebert.....	7	1997	McDonald.....	4
1945	Kell.....	30	2008	Crosby.....	39	1944	Estalella.....	9		Spiezio.....	4
1946	McQuinn.....	23	2009	Suzuki.....	37	1945	Peck.....	9	1998	three players tied..	2
1947	Fain.....	28	2010	Barton.....	33	1946	Valo.....	6	1999	Phillips.....	4
	Suder.....	28	2011	Matsui.....	28		McQuinn.....	6		Tejada.....	4
1948	Majeski.....	41	2012	Reddick.....	29	1947	McCosky.....	7	2000	Piatt.....	5
1949	Valo.....	27	2013	Lowrie.....	45	1948	Fain.....	6	2001	Damon.....	4
1950	Fain.....	25	2014	Donaldson.....	31		Chapman.....	6		Long.....	4
1951	Fain.....	30	2015	Lawrie.....	29		Coleman.....	6	2002	four players tied...	4
	Zernial.....	30	2016	Alonso.....	34	1949	Valo.....	12	2003	Byrnes.....	9
1952	Fain.....	43	2017	Lowrie.....	49	1950	Dillinger.....	9	2004	Dye.....	4
1953	Philly.....	30	2018	Chapman.....	42	1951	Valo.....	8	2005	Ellis.....	5
1954	Finigan.....	25	2019	Semien.....	43	1952	Michaels.....	5	2006	Scutaro.....	6
1955	Power.....	34	2020	Canha.....	12	1953	Philly.....	9	2007	Buck.....	5
1956	Lopez.....	27		Grossman.....	12	1954	Finigan.....	6	2008	Barton.....	5
1957	Smith.....	26	2021	Olson.....	35		Valo.....	6	2009	Davis.....	5
1958	Lopez.....	28	2022	Murphy.....	37	1955	Power.....	10	2010	Pennington.....	8
1959	Williams.....	33	2023	Ruiz.....	24	1956	Simpson.....	11	2011	Weeks.....	8
1960	Williams.....	31				1957	Simpson.....	6	2012	Weeks.....	8
	Siebern.....	31	Triples				DeMaestri.....	6	2013	Céspedes.....	4
1961	Siebern.....	36	1901	Lajoie.....	13	1958	Tuttle.....	9	2014	Reddick.....	7
1962	Lumpe.....	34	1902	Hartsel.....	12	1959	Maris.....	7	2015	Burns.....	9
1963	Causey.....	32	1903	Hartsel.....	14	1960	Siebern.....	6	2016	Burns.....	4
1964	Causey.....	31	1904	Murphy.....	18	1961	Lumpe.....	9		Crisp.....	4
	Colavito.....	31	1905	Hoffman.....	10	1962	Cimoli.....	15	2017	Lowrie.....	3
1965	Campaneris.....	23	1906	Hartsel.....	9	1963	Cimoli.....	11	2018	Chapman.....	6
1966	Campaneris.....	29	1907	Davis.....	8	1964	Green.....	5	2019	Semien.....	7
1967	Campaneris.....	29		Oldring.....	8		Mathews.....	5	2020	four players tied..	2
1968	Cater.....	28	1908	Davis.....	9	1965	Campaneris.....	12	2021	Canha.....	4
1969	Jackson.....	36	1909	Baker.....	19	1966	Campaneris.....	10	2022	Brown.....	3
1970	Campaneris.....	28	1910	Murphy.....	18	1967	Campaneris.....	6	2023	Langeliers.....	4
1971	Campaneris.....	29	1911	Oldring.....	14		Monday.....	6			
1972	Rudi.....	32	1912	Baker.....	21	1968	Campaneris.....	9			
1973	Bando.....	32	1913	Collins.....	13	1969	Green.....	6	Home Runs		
1974	Rudi.....	39	1914	Collins.....	14	1970	Monday.....	7	1901	Lajoie.....	14
1975	Jackson.....	39	1915	Strunk.....	16	1971	Monday.....	4	1902	Seybold.....	16
1976	Rudi.....	32	1916	Witt.....	15		Rudi.....	4	1903	Seybold.....	8
1977	Page.....	28	1917	Bodie.....	11	1972	Rudi.....	9	1904	Davis.....	10
1978	Page.....	25	1918	Burns.....	9	1973	Campaneris.....	6	1905	Davis.....	8
1979	Revering.....	25	1919	Thomas.....	10	1974	Campaneris.....	8	1906	Davis.....	12
1980	Henderson.....	22	1920	Walker.....	7	1975	Washington.....	7	1907	Davis.....	8
1981	Armas.....	24	1921	Dykes.....	13	1976	Garner.....	12	1908	Davis.....	5
1982	Henderson.....	24	1922	Miller.....	12	1977	Page.....	8	1909	Murphy.....	5
1983	Almon.....	29	1923	Hauser.....	10	1978	Page.....	7	1910	Murphy.....	4
1984	Lansford.....	31	1924	Simmons.....	9	1979	Murphy.....	4		Oldring.....	4
1985	Davis.....	34	1925	Simmons.....	12	1980	Armas.....	8	1911	Baker.....	11
1986	Canseco.....	29	1926	Simmons.....	10	1981	Henderson.....	7	1912	Baker.....	10
1987	Canseco.....	35	1927	Simmons.....	11	1982	Henderson.....	4	1913	Baker.....	12
1988	Henderson.....	38	1928	Cochrane.....	12		Heath.....	4	1914	Baker.....	9
1989	Lansford.....	28	1929	Miller.....	16	1983	Henderson.....	7	1915	Oldring.....	6
1990	R. Henderson.....	33	1930	Simmons.....	16	1984	Lansford.....	5	1916	Schang.....	7
1991	D. Henderson.....	33	1931	Simmons.....	13		Heath.....	5	1917	Bodie.....	7
1992	Lansford.....	30	1932	Simmons.....	9	1985	Griffin.....	7	1918	Walker.....	11
1993	Gates.....	29		Fox.....	9	1986	Griffin.....	6	1919	Walker.....	10
1994	Javier.....	23	1933	Higgins.....	11	1987	Polonia.....	10	1920	Walker.....	17
1995	Henderson.....	31	1934	Cramer.....	9	1988	Phillips.....	4	1921	Walker.....	23
1996	Giambi.....	40	1935	Fox.....	7		Polonia.....	4	1922	Walker.....	37
1997	Giambi.....	41		Warstler.....	7	1989	Phillips.....	6	1923	Hauser.....	16
1998	Grieve.....	41	1936	Johnson.....	14	1990	R. Henderson.....	3	1924	Hauser.....	27
1999	Giambi.....	36	1937	Moses.....	13		Randolph.....	3	1925	Simmons.....	24
2000	Grieve.....	40	1938	Finney.....	12	1991	three players tied..	4	1926	Simmons.....	19
2001	Giambi.....	47	1939	Johnson.....	9	1992	Wilson.....	5	1927	Simmons.....	15
2002	Long.....	32	1940	Moses.....	9	1993	Sierra.....	5	1928	Hauser.....	16
									1929	Simmons.....	34

1930	Foxx37
1931	Foxx30
1932	Foxx58
1933	Foxx48
1934	Foxx44
1935	Foxx36
1936	Johnson25
1937	Moses25
	Johnson25
1938	Johnson30
1939	Johnson23
1940	Johnson31
1941	Chapman25
1942	Johnson13
1943	Estalella11
1944	Hayes13
1945	Estalella8
1946	Chapman20
1947	Chapman14
1948	Joost16
1949	Chapman24
1950	Chapman23
1951	Zernial33
1952	Zernial29
1953	Zernial42
1954	Wilson15
1955	Zernial30
1956	Simpson21
1957	Zernial27
1958	Cerv38
1959	Cerv20
1960	Siebern19
1961	Siebern18
1962	Siebern25
1963	Siebern16
1964	Colavito34
1965	Harrelson23
1966	Repoz11
1967	Monday14
1968	Jackson29
1969	Jackson47
1970	Mincher27
1971	Mincher32
1972	Epstein26
1973	Jackson32
1974	Jackson29
1975	Jackson36
1976	Bando27
1977	Gross22
1978	Page17
1979	Newman22
1980	Armas35
1981	Armas22
1982	Armas28
1983	Murphy17
	Lopes17
1984	Kingman35
1985	Kingman30
1986	Kingman35
1987	McGwire49
1988	Canseco42
1989	McGwire33
1990	McGwire39
1991	Canseco44
1992	McGwire42
1993	Sierra22
1994	Sierra23

1995	McGwire39
1996	McGwire52
1997	McGwire34
1998	Giambi27
1999	Stairs38
2000	Giambi43
2001	Giambi38
2002	Chavez34
	Tejada34
2003	Chavez29
2004	Chavez29
2005	Chavez27
2006	Thomas39
2007	Cust26
2008	Cust33
2009	Cust25
2010	Kouzmanoff16
2011	Willingham29
2012	Reddick32
2013	Moss30
2014	Donaldson29
2015	Reddick20
2016	Davis42
2017	Davis43
2018	Davis48
2019	Chapman36
	Olson36
2020	Olson14
2021	Olson39
2022	Brown25
2023	Rooker30
Runs Batted In		
1901	Lajoie125
1902	Cross108
1903	Cross90
1904	Murphy77
1905	Davis83
1906	Davis96
1907	Davis87
1908	Murphy66
1909	Baker85
1910	Collins81
1911	Baker115
1912	Baker130
1913	Baker117
1914	McInnis95
1915	Lajoie61
1916	McInnis60
1917	Bodie74
1918	Burns70
1919	Walker64
1920	Walker82
1921	Walker101
1922	Walker99
1923	Hauser94
1924	Hauser115
1925	Simmons129
1926	Simmons109
1927	Simmons108
1928	Simmons107
1929	Simmons157
1930	Simmons165
1931	Simmons128
1932	Foxx169
1933	Foxx163
1934	Foxx130

1935	Foxx115
1936	Johnson121
1937	Johnson108
1938	Johnson113
1939	Johnson114
1940	Johnson103
1941	Johnson107
1942	Johnson80
1943	Estalella63
1944	Hayes78
1945	Kell56
1946	Chapman67
1947	Chapman83
1948	Majeski120
1949	Chapman108
1950	Chapman95
1951	Zernial125
1952	Zernial100
1953	Zernial108
1954	Zernial62
1955	Zernial84
1956	Simpson105
1957	Zernial69
1958	Cerv104
1959	Cerv87
1960	Siebern69
1961	Siebern98
1962	Siebern117
1963	Siebern83
1964	Colavito102
1965	Harrelson66
1966	Green62
1967	Monday58
1968	Jackson74
1969	Jackson118
1970	Bando75
1971	Bando94
1972	Bando77
1973	Jackson117
1974	Bando103
1975	Jackson104
1976	Rudi94
1977	Page75
1978	Page70
1979	Revering77
1980	Armas109
1981	Armas76
1982	Murphy94
1983	Murphy75
1984	Kingman118
1985	Kingman91
1986	Canseco117
1987	McGwire118
1988	Canseco124
1989	Parker97
1990	McGwire108
1991	Canseco122
1992	McGwire104
1993	Sierra101
1994	Sierra92
1995	McGwire90
1996	McGwire113
1997	McGwire81
	Giambi81
1998	Giambi110
1999	Giambi123
2000	Giambi137

2001	Giambi120
2002	Tejada131
2003	Tejada106
2004	Durazo88
2005	Chavez101
2006	Thomas114
2007	Cust82
2008	Cust77
2009	Suzuki88
2010	Suzuki71
	Kouzmanoff71
2011	Willingham98
2012	Reddick85
2013	Donaldson93
2014	Donaldson98
2015	Reddick77
2016	Davis102
2017	Davis110
2018	Davis123
2019	Simien92
2020	Olson42
2021	Olson111
2022	Brown73
2023	Rooker69
Slugging Percentage		
1901	Lajoie635
1902	Seybold503
1903	Seybold462
1904	Davis511
1905	Davis422
1906	Davis459
1907	Davis399
1908	Collins379
1909	Collins449
1910	Murphy436
1911	Baker502
1912	Baker541
1913	Baker492
1914	Collins452
1915	Strunk427
1916	Strunk421
1917	Bodie418
1918	Burns467
1919	Walker450
1920	Dugan442
1921	Walker504
1922	Miller553
1923	Hauser473
1924	Hauser516
1925	Simmons596
1926	Simmons566
1927	Simmons645
1928	Simmons558
1929	Simmons642
1930	Simmons708
1931	Simmons641
1932	Foxx749
1933	Foxx703
1934	Foxx653
1935	Foxx636
1936	Johnson525
1937	Johnson556
1938	Johnson552
1939	Johnson553
1940	Johnson514
1941	Chapman543

1942 Johnson.....	451	2009 Suzuki.....	421	1949 Joost.....	149	2015 Vogt.....	56
1943 Siebert.....	328	2010 Barton.....	405	1950 Fain.....	133	2016 Semien.....	51
1944 Siebert.....	423	2011 Willingham.....	477	1951 Joost.....	106	2017 K. Davis.....	73
1945 Estalella.....	435	2012 Céspedes.....	505	1952 Joost.....	122	Lowrie.....	73
1946 Chapman.....	429	2013 Moss.....	522	1953 Robinson.....	63	2018 Lowrie.....	78
1947 Fain.....	423	2014 Donaldson.....	456	1954 Finigan.....	64	2019 Semien.....	87
1948 Majeski.....	454	2015 Reddick.....	449	1955 Finigan.....	61	2020 Canha.....	37
1949 Chapman.....	455	2016 Davis.....	524	1956 Lopez.....	63	2021 Olson.....	88
1950 Lehner.....	436	2017 Davis.....	528	1957 Lopez.....	41	2022 Murphy.....	56
1951 Zernial.....	525	2018 Davis.....	549	1958 Tuttle.....	74	2023 Noda.....	77
1952 Zernial.....	452	2019 Olson.....	545	1959 Maris.....	58		
1953 Zernial.....	559	2020 Grossman.....	482	1960 Siebern.....	72	Strikeouts	
1954 Finigan.....	421	2021 Olson.....	540	1961 Howser.....	92	1913 Murphy.....	44
1955 Zernial.....	508	2022 Brown.....	444	1962 Siebern.....	110	Schang.....	44
1956 Simpson.....	490	2023 Rooker.....	488	1963 Siebern.....	79	1914 Murphy.....	46
1957 Zernial.....	471			1964 Causey.....	88	1915 Walsh.....	64
1958 Cerv.....	592	Walks		1965 Harrelson.....	66	1916 Witt.....	71
1959 Cerv.....	479	1901 Seybold.....	40	1966 Hersberger.....	47	1917 Grover.....	53
1960 Siebern.....	471	1902 Hartsel.....	87	1967 Gosger.....	53	1918 Dugan.....	55
1961 Siebern.....	475	1903 Pickering.....	53	1968 Monday.....	72	Kopp.....	55
1962 Siebern.....	495	1904 Hartsel.....	75	1969 Jackson.....	114	1919 Thomas.....	52
1963 Siebern.....	410	1905 Hartsel.....	121	1970 Bando.....	118	1920 Dykes.....	73
1964 Colavito.....	507	1906 Hartsel.....	88	1971 Bando.....	86	1921 Dykes.....	75
1965 Harrelson.....	429	1907 Hartsel.....	106	1972 Epstein.....	68	1922 Dykes.....	98
1966 Campaneris.....	369	1908 Hartsel.....	93	1973 Tenace.....	101	1923 Hauser.....	52
1967 Monday.....	419	1909 Collins.....	62	1974 Tenace.....	110	1924 Simmons.....	60
1968 Jackson.....	452	1910 Hartsel.....	58	1975 Tenace.....	106	1925 Dykes.....	49
1969 Jackson.....	608	1911 Collins.....	62	1976 Tenace.....	81	1926 Simmons.....	49
1970 Mincher.....	460	1912 Collins.....	101	1977 Gross.....	86	1927 Hale.....	32
1971 Jackson.....	508	1913 Collins.....	85	1978 Page.....	53	1928 Hauser.....	45
1972 Epstein.....	490	1914 Collins.....	97	1979 Murphy.....	83	1929 Foxx.....	70
1973 Jackson.....	531	1915 Schang.....	66	1980 Henderson.....	117	1930 Foxx.....	66
1974 Jackson.....	514	1916 Strunk.....	66	1981 Murphy.....	73	1931 Foxx.....	84
1975 Jackson.....	511	1917 Strunk.....	68	1982 Henderson.....	116	1932 Foxx.....	96
1976 Tenace.....	458	1918 Jamieson.....	54	1983 Henderson.....	103	1933 Foxx.....	93
1977 Page.....	521	1919 Witt.....	46	1984 Henderson.....	88	1934 Foxx.....	75
1978 Page.....	459	1920 Dykes.....	52	1985 Murphy.....	84	1935 Foxx.....	99
1979 Revering.....	483	1921 Witt.....	77	1986 Phillips.....	76	1936 Johnson.....	71
1980 Armas.....	500	1922 Walker.....	61	1987 McGwire.....	71	1937 Peters.....	59
1981 Armas.....	480	1923 Hauser.....	94	1988 Canseco.....	78	1938 Chapman.....	94
1982 Armas.....	433	1924 Hauser.....	56	1989 McGwire.....	83	1939 Nagel.....	86
1983 Lopes.....	423	1925 Bishop.....	87	1990 McGwire.....	110	1940 Chapman.....	96
1984 Kingman.....	505	1926 Bishop.....	116	1991 R. Henderson.....	98	1941 Johnson.....	75
1985 Davis.....	484	1927 Bishop.....	105	1992 R. Henderson.....	95	1942 Johnson.....	61
1986 Canseco.....	457	1928 Bishop.....	97	1993 R. Henderson.....	85	1943 White.....	51
1987 McGwire.....	618	1929 Bishop.....	128	1994 Henderson.....	72	1944 Estalella.....	60
1988 Canseco.....	569	1930 Bishop.....	128	1995 McGwire.....	88	1945 Estalella.....	46
1989 McGwire.....	467	1931 Bishop.....	112	1996 McGwire.....	116	1946 Chapman.....	66
1990 R. Henderson.....	577	1932 Foxx.....	116	1997 McGwire.....	58	1947 Joost.....	110
1991 Canseco.....	556	1933 Bishop.....	106	1998 Henderson.....	118	1948 Joost.....	87
1992 McGwire.....	585	Cochrane.....	106	1999 Giambi.....	105	1949 Joost.....	80
1993 R. Henderson.....	553	1934 Foxx.....	111	2000 Giambi.....	137	1950 Chapman.....	79
1994 Berroa.....	485	1935 Foxx.....	114	2001 Giambi.....	129	1951 Zernial.....	99
1995 McGwire.....	685	1936 Johnson.....	88	2002 Justice.....	70	1952 Joost.....	94
1996 McGwire.....	730	1937 Johnson.....	98	2003 Durazo.....	100	1953 Zernial.....	79
1997 Giambi.....	495	1938 Werber.....	93	2004 Chavez.....	95	1954 Finigan.....	66
1998 Stairs.....	511	1939 Johnson.....	99	2005 Chavez.....	58	1955 Zernial.....	90
1999 Jaha.....	556	1940 Johnson.....	83	2006 Swisher.....	97	1956 Simpson.....	82
2000 Giambi.....	647	1941 Johnson.....	95	2007 Cust.....	105	1957 Zernial.....	84
2001 Giambi.....	660	McCoy.....	95	2008 Cust.....	111	1958 DeMaestri.....	84
2002 Chavez.....	513	1942 Johnson.....	82	2009 Cust.....	93	1959 Cerv.....	87
2003 Chavez.....	514	1943 White.....	61	2010 Barton.....	110	1960 Williams.....	68
2004 Durazo.....	523	1944 Siebert.....	62	2011 Matsui.....	56	Siebern.....	68
2005 Chavez.....	466	1945 Estalella.....	74	Willingham.....	56	1961 Siebern.....	91
2006 Thomas.....	545	1946 McQuinn.....	64	2012 Reddick.....	55	1962 Cimoli.....	89
2007 Cust.....	504	1947 Joost.....	114	2013 Donaldson.....	76	1963 Siebern.....	82
2008 Cust.....	476	1948 Joost.....	119	2014 Donaldson.....	76	1964 Mathews.....	143

1965	Harrelson	112
1966	Green	101
1967	Monday	107
1968	Jackson	171
1969	Jackson	142
1970	Jackson	135
1971	Jackson	161
1972	Jackson	125
1973	Jackson	116
1974	Jackson	105
	Tenace	105
1975	Jackson	133
1976	North	95
1977	Gross	84
1978	Page	95
1979	Page	93
1980	Armas	123
1981	Armas	115
1982	Armas	128
1983	Murphy	105
1984	Kingman	119
1985	Murphy	123
1986	Canseco	175
1987	Canseco	157
1988	Canseco	128
1989	D. Henderson	131
1990	Canseco	158
1991	Canseco	152
1992	McGwire	105
1993	D. Henderson	113
1994	Javier	76
1995	Berroa	98
1996	Berroa	122
1997	Canseco	122
1998	Grieve	123
1999	Jaha	129
2000	Grieve	130
2001	Long	103
2002	Chavez	119
2003	Durazo	105
2004	Crosby	141
2005	Chavez	129
2006	Swisher	152
2007	Cust	164
2008	Cust	197
2009	Cust	185
2010	Cust	127
2011	Willingham	150
2012	Reddick	151
2013	Moss	140

2014	Moss	153
2015	Lawrie	144
2016	Davis	166
2017	Davis	195
2018	Davis	175
2019	Chapman	147
2020	Olson	77
2021	Chapman	202
2022	Brown	146
2023	Rooker	172

Stolen Bases

1901	Fultz	36
1902	Hartsel	47
1903	Pickering	40
1904	Murphy	22
1905	Hoffman	46
1906	Hartsel	31
1907	Oldring	29
1908	Davis	20
1909	Collins	67
1910	Collins	81
1911	Collins	38
	Baker	38
1912	Collins	63
1913	Collins	54
1914	Collins	58
1915	Walsh	22
1916	Walsh	27
1917	McInnis	18
1918	Kopp	22
1919	Kopp	16
1920	Walker	9
1921	Witt	16
1922	Miller	10
	Galloway	10
1923	Mathews	16
1924	Simmons	16
1925	Galloway	16
1926	Simmons	10
1927	Cobb	22
1928	Miller	10
1929	Miller	24
1930	Miller	13
1931	Miller	5
1932	McNair	8
	Dykes	8
1933	Johnson	8
	Cochrane	8
1934	Johnson	12

1935	Warstler	8
1936	Newsome	13
1937	Werber	35
1938	Werber	19
1939	Johnson	15
1940	Hayes	9
1941	Chapman	6
	Johnson	6
1942	Valo	13
1943	Welaj	12
	White	12
1944	Garrison	10
1945	Peck	5
1946	Valo	9
1947	Valo	11
1948	Fain	10
	Valo	10
1949	Valo	14
1950	Valo	12
1951	Valo	11
1952	Valo	12
1953	Phillely	13
1954	Jacobs	17
1955	Valo	5
1956	Pilarcik	9
1957	Martin	7
1958	Tuttle	7
1959	Tuttle	10
1960	Snyder	7
1961	Howser	37
1962	Charles	20
1963	Tartabull	16
1964	Charles	12
1965	Campaneris	51
1966	Campaneris	52
1967	Campaneris	55
1968	Campaneris	62
1969	Campaneris	62
1970	Campaneris	42
1971	Campaneris	34
1972	Campaneris	52
1973	North	53
1974	North	54
1975	Washington	40
1976	North	75
1977	Page	42
1978	Dilone	50
1979	Henderson	33
1980	Henderson	100
1981	Henderson	56

1982	Henderson	130
1983	Henderson	108
1984	Henderson	66
1985	Collins	29
1986	Griffin	33
1987	Polonia	29
1988	Canseco	40
1989	R. Henderson	52
1990	R. Henderson	65
1991	R. Henderson	58
1992	R. Henderson	48
1993	R. Henderson	31
1994	Javier	24
1995	Javier	36
1996	Battle	10
1997	McDonald	13
1998	Henderson	66
1999	Phillips	11
	Velarde	11
2000	Velarde	9
2001	Damon	27
2002	Chavez	8
2003	Byrnes	10
	Tejada	10
2004	Byrnes	17
2005	Kendall	8
2006	Kendall	11
2007	Stewart	11
2008	Davis	25
2009	Davis	41
2010	Davis	50
2011	Crisp	49
2012	Crisp	39
2013	Crisp	21
2014	Gentry	20
2015	Burns	26
2016	Burns	14
2017	R. Davis	26
2018	Semien	14
2019	Laureano	13
2020	Grossman	8
2021	Marte	25
2022	Brown	11
	Kemp	11
	Laureano	11
2023	Ruiz	67

Bold denotes tied or led league

ATHLETICS YEAR-BY-YEAR PITCHING LEADERS

Wins

1901	Fraser	20
1902	Waddell	24
1903	Plank	23
1904	Plank	26
1905	Waddell	26
1906	Plank	19
1907	Plank	24
1908	Vickers	18
1909	Plank	19
1910	Coombs	31
1911	Coombs	28

1912	Plank	26
1913	Bender	21
1914	Bender	17
	Bush	17
1915	Wyckoff	10
1916	Bush	15
1917	Bush	11
1918	Perry	21
1919	Johnson	9
	Kinney	9
1920	Perry	11
1921	Rommel	16

1922	Rommel	27
1923	Rommel	18
1924	Rommel	18
1925	Rommel	21
1926	Grove	13
1927	Grove	20
1928	Grove	24
1929	Earnshaw	24
1930	Grove	28
1931	Grove	31
1932	Grove	25
1933	Grove	24

1934	Marcum	14
1935	Marcum	17
1936	Kelley	15
1937	Kelley	13
1938	Caster	16
1939	Nelson	10
1940	Babich	14
1941	Knott	13
1942	Marchildon	17
1943	Flores	12
1944	Christopher	14
1945	Christopher	13

1946 Marchildon.....13	2005 Haren.....14	1937 Kelley..... 21	1996 Johns.....12
1947 Marchildon.....19	Zito.....14	1938 Caster..... 20	1997 Karsay.....12
1948 Fowler.....15	2006 Blanton.....16	1939 Ross.....14	1998 Candiotti..... 16
1949 Kellner.....20	Zito.....16	1940 Caster..... 19	1999 Haynes.....12
1950 Hooper.....15	2007 Haren.....15	1941 Marchildon.....15	2000 Appier.....11
1951 Shantz.....18	2008 Duchscherer.....10	1942 Wolff.....15	Heredia.....11
1952 Shantz..... 24	2009 Anderson.....11	Harris.....15	2001 Hudson.....9
1953 Kellner.....11	2010 Cahill.....18	1943 Harris..... 21	2002 Lidle.....10
Byrd.....11	2011 Gonzalez.....16	1944 Newsom.....15	2003 Zito.....12
1954 Portocarrero.....9	2012 Milone.....13	1945 Newsom..... 20	2004 Redman.....12
1955 Ditmar.....12	Parker.....13	1946 Marchildon..... 16	2005 Zito.....13
1956 Ditmar.....12	2013 Colón.....18	Knerr..... 16	2006 Haren.....13
1957 Trucks.....9	2014 Kazmir.....15	Fowler..... 16	2007 Gaudin.....13
Morgan.....9	2015 Gray.....14	1947 Flores.....13	2008 Smith.....16
1958 Garver.....12	2016 Graveman.....10	1948 Marchildon.....15	2009 Cahill.....13
1959 Daley.....16	2017 Manaea.....12	1949 Coleman.....14	2010 Braden.....14
1960 Daley.....16	2018 Manaea.....12	1950 Kellner..... 20	2011 Cahill.....14
1961 Bass.....11	2019 Fiers.....15	1951 Kellner..... 14	2012 Ross.....11
1962 Rakow.....14	2020 Fiers.....6	1952 Byrd.....15	2013 Griffin.....10
1963 Wickersham.....12	2021 Montas.....13	Hooper.....15	2014 Gray.....10
Pena.....12	2022 Irvin.....9	1953 Byrd..... 20	2015 Chavez.....15
1964 Pena.....12	2023 Fujinami.....5	1954 Portocarrero.....18	2016 Graveman.....11
1965 Sheldon.....10	Sears.....5	1955 Ditmar.....12	Gray.....11
Talbot.....10		1956 Ditmar..... 22	2017 Gossett.....11
1966 Krausse.....14	Losses	1957 Garver.....13	2018 Manaea.....9
1967 Hunter.....13	1901 Fraser.....15	1958 Terry.....13	2019 Anderson.....9
1968 Odom.....16	1902 Plank.....15	1959 Daley.....13	2020 Montas.....5
1969 Odom.....15	1903 Plank.....16	Garver.....13	2021 Irvin..... 15
Dobson.....15	Waddell.....16	1960 Daley.....16	2022 Irvin.....13
1970 Hunter.....18	1904 Plank.....17	1961 Archer.....15	2023 Sears.....14
1971 Blue.....24	Waddell.....17	1962 Rakow..... 17	
1972 Hunter.....21	Henley.....17	1963 Pena.....20	ERA
1973 Holtzman.....21	1905 Plank.....12	1964 Segui.....20	1901 Plank.....3.31
Hunter.....21	Henley.....12	1965 O'Donoghue..... 18	1902 Waddell.....2.05
1974 Hunter..... 25	1906 Waddell.....16	1966 Hunter.....11	1903 Plank.....2.38
1975 Blue.....22	1907 Plank.....16	1967 Hunter.....17	1904 Waddell.....1.62
1976 Blue.....18	1908 Vickers.....19	Nash.....17	1905 Waddell..... 1.48
1977 Blue.....14	1909 Morgan.....11	Krausse.....17	1906 Waddell.....2.21
1978 Johnson.....11	Coombs.....11	1968 Dobson.....14	1907 Bender.....2.05
1979 Langford.....12	1910 Morgan.....12	1969 Hunter.....15	1908 Coombs.....2.00
1980 Norris.....22	1911 Coombs.....12	1970 Dobson.....15	1909 Krause..... 1.39
1981 McCatty.....14	1912 Brown.....11	1971 Odom.....12	1910 Coombs.....1.30
1982 Langford.....11	1913 Brown.....11	1972 Holtzman.....11	1911 Plank.....2.10
Keough.....11	1914 Bush.....12	1973 Holtzman.....13	1912 Plank.....2.21
1983 Codiroli.....12	1915 Wyckoff..... 22	1974 Holtzman.....17	1913 Bender.....2.21
1984 Burris.....13	1916 Bush..... 24	1975 Holtzman.....14	1914 Bender.....2.26
1985 Codiroli.....14	1917 Bush.....17	1976 Blue.....13	1915 Wyckoff.....3.52
1986 Young.....13	1918 Perry..... 19	1977 Langford.....19	1916 Bush.....2.57
1987 Stewart..... 20	1919 Naylor.....18	Blue.....19	1917 Bush.....2.47
1988 Stewart.....21	1920 Perry..... 25	1978 Keough.....15	1918 Perry.....1.98
1989 Stewart.....21	1921 Rommel..... 23	1979 Keough.....17	1919 Naylor.....3.34
1990 Welch..... 27	1922 Harriss..... 20	1980 Kingman.....20	1920 Rommel.....2.84
1991 Moore.....17	1923 Rommel..... 19	1981 Langford.....10	1921 Rommel.....3.95
1992 Moore.....17	1924 Rommel.....15	1982 Keough..... 18	1922 Rommel.....3.28
1993 Witt.....14	1925 Walberg.....14	1983 Codiroli.....12	1923 Rommel.....3.27
1994 Darling.....10	1926 Grove.....13	1984 McCatty.....14	1924 Baumgartner.....2.88
1995 Stottlemire.....14	1927 Grove.....13	1985 Codiroli.....14	1925 Gray.....3.39
1996 Wasdin.....8	1928 Walberg.....12	1986 Rijo.....11	1926 Grove..... 2.51
1997 Small.....9	1929 Walberg.....11	1987 Stewart.....13	1927 Quinn.....3.18
1998 Rogers.....16	1930 Earnshaw.....13	1988 Stewart.....12	1928 Grove.....2.57
1999 Heredia.....13	1931 Walberg.....12	1989 Moore.....11	1929 Grove..... 2.82
2000 Hudson..... 20	1932 Earnshaw.....13	1990 Moore.....15	1930 Grove..... 2.54
2001 Mulder..... 21	Mahaffey.....13	1991 Welch.....13	1931 Grove..... 2.05
2002 Zito..... 23	1933 Walberg.....13	1992 Moore.....12	1932 Grove..... 2.84
2003 Hudson.....16	1934 Cain.....17	1993 Witt.....13	1933 Grove.....3.21
2004 Mulder.....17	1935 Dietrich.....13	1994 Darling.....11	1934 Cain.....4.40
	1936 Rhodes..... 20	1995 Van Poppel.....8	1935 Marcum.....4.07

1936	Kelley	3.87	1982	McCatty	3.99	1903	Plank	43	1945	Berry	52
1937	Smith	3.93	1983	Krueger	3.61	1904	Waddell	46	1946	Savage	40
1938	Caster	4.36	1984	Burris	3.15	1905	Waddell	46	1947	Christopher	44
1939	Nelson	4.77	1985	Sutton	3.89	1906	Waddell	43	Savage	44	
1940	Babich	3.73	1986	Haas	2.74	1907	Waddell	44	1948	Harris	45
1941	Marchildon	3.57	1987	Stewart	3.68	1908	Vickers	53	1949	Kellner	38
1942	Woff	3.32	1988	Stewart	3.23	1909	Plank	34	Scheib	38	
1943	Flores	3.12	1989	Moore	2.61	Bender	34	1950	Brissie	46	
1944	Newsom	2.82	1990	Stewart	2.56	1910	Coombs	45	1951	Scheib	46
1945	Christopher	3.17	1991	Moore	2.96	1911	Coombs	47	1952	Hooper	43
1946	Flores	2.32	1992	Welch	3.27	1912	Coombs	40	1953	Martin	58
1947	Fowler	2.81	1993	Witt	4.29	1913	Bender	48	1954	Burtschy	38
1948	Fowler	3.78	1994	Ontiveros	2.65	1914	Bush	38	1955	Gorman	57
1949	Fowler	3.74	1995	Ontiveros	4.37	Shawkey	38	1956	Crimian	54	
1950	Brissie	4.02	1996	Prieto	4.15	1915	Wyckoff	43	1957	Trucks	48
1951	Shantz	3.95	1997	Small	4.28	1916	Myers	44	1958	Gorman	50
1952	Shantz	2.48	1998	Rogers	3.17	1917	Myers	38	1959	Grim	40
1953	Fricano	3.88	1999	Hudson	3.23	1918	Perry	44	1960	Kutyna	51
1954	Portocarrero	4.06	2000	Heredia	4.12	1919	Kinney	43	1961	Kunkel	58
1955	Kellner	4.20	2001	Hudson	3.37	1920	Perry	42	1962	Wyatt	59
1956	Gorman	3.84	2002	Zito	2.75	Naylor	42	1963	Wyatt	63	
1957	Trucks	3.03	2003	Hudson	2.70	1921	Rommel	46	1964	Wyatt	81
1958	Herbert	3.50	2004	Hudson	3.53	1922	Rommel	51	1965	Dickson	68
1959	Daley	3.17	2005	Blanton	3.53	1923	Rommel	56	1966	Aker	66
1960	Herbert	3.27	2006	Zito	3.83	1924	Rommel	43	1967	Aker	57
1961	Archer	3.20	2007	Haren	3.07	1925	Walberg	53	1968	Aker	54
1962	Rakow	4.25	2008	Smith	4.16	1926	Pate	47	1969	Lindblad	60
1963	Drabowsky	3.05	2009	Anderson	4.06	1927	Grove	51	Fingers	60	
1964	Pena	4.44	2010	Cahill	2.97	1928	Rommel	43	1970	Grant	72
1965	O'Donoghue	4.14	2011	Gonzalez	3.12	1929	Earnshaw	44	1971	Fingers	48
1966	Krausse	2.98	2012	Parker	3.47	1930	Grove	50	1972	Fingers	65
1967	Hunter	2.80	2013	Colón	2.65	1931	Walberg	44	1973	Fingers	62
1968	Nash	2.28	2014	Gray	3.08	1932	Grove	44	1974	Fingers	76
1969	Odum	2.92	2015	Gray	2.73	1933	Grove	45	1975	Fingers	75
1970	Segui	2.56	2016	Graveman	4.11	1934	Cascarella	42	1976	Fingers	70
1971	Blue	1.82	2017	Manaea	4.37	1935	Dietrich	43	1977	Lacey	64
1972	Hunter	2.04	2018	Manaea	3.59	1936	Kelley	35	1978	Lacey	74
1973	Holtzman	2.97	2019	Anderson	3.89	Rhodes	35	1979	Heaverlo	62	
1974	Hunter	2.49	2020	Bassitt	2.29	1937	Kelley	41	1980	Lacey	47
1975	Blue	3.01	2021	Montas	3.37	1938	Smith	43	1981	Jones	33
1976	Blue	2.35	2022	Irvin	3.98	1939	Dean	54	1982	Underwood	56
1977	Blue	3.83	2023	Sears	4.54	1940	Heusser	41	1983	Underwood	51
1978	Keough	3.24					1941	Ferrick	36	1984	Caudill	68
1979	McCatty	4.22					1942	Marchildon	38	1985	Howell	63
1980	Norris	2.53					1943	Wolff	41	1986	Ontiveros	46
1981	McCatty	2.32					1944	Berry	53				

Games

1901	Fraser	40
1902	Plank	36

OAKLAND A'S FIVE-HIT GAMES

Bert Campaneris at Washington, August 9, 1968
 Reggie Jackson at Boston, June 14, 1969
 Sal Bando at Seattle, July 17, 1969
 Tito Francona at Chicago, September 12, 1969
 Sal Bando at Seattle, September 30, 1969
 Joe Rudi vs. Minnesota, September 22, 1970
 Dave Duncan vs. Boston, July 12, 1972
 Claudell Washington at Detroit, August 30, 1974
 Bert Campaneris at Boston, August 22, 1976
 Jim Essian at Texas, July 1, 1979
 Tony Phillips at Baltimore, May 16, 1986
 Stan Javier vs. Cleveland, July 18, 1988
 Luis Polonia at Kansas City, September 9, 1988
 Dave Henderson at California, April 16, 1991
 Rickey Henderson vs. Texas, September 29, 1991
 Carney Lansford at California, September 8, 1992

Geronimo Berroa at Minnesota, April 10, 1994
 Jason Giambi at Seattle, July 2, 1996
 Dave Magadan vs. New York (AL), August 27, 1997
 Ben Grieve at Cleveland, April 29, 1998
 Mike Stanley at Toronto, September 4, 2000
 Miguel Tejada vs. Texas, June 19, 2003
 Eric Byrnes at San Francisco, June 29, 2003
 Mark Kotsay vs. Seattle, April 30, 2005
 Eric Chavez at Atlanta, June 12, 2005
 Adam Kennedy at Boston, July 28, 2009
 Mark Ellis at Baltimore, August 10, 2009
 Adam Kennedy vs. Chicago (AL), August 15, 2009
 Ryan Sweeney vs. Cleveland, May 5, 2011
 Hideki Matsui at New York (AL), July 24, 2011
 Josh Donaldson at Chicago (AL), September 9, 2014
 Jace Peterson at Pittsburgh, June 6, 2023

1987	Eckersley	54
	Nelson	54
1988	Eckersley	60
1989	Honeycutt	64
1990	Eckersley	63
1991	Eckersley	67
1992	Eckersley	69
1993	Eckersley	64
1994	Eckersley	45
1995	Eckersley	52
1996	Groom	72
	Mohler	72
1997	Groom	78
1998	Groom	75
1999	Groom	76
2000	Tam	72
2001	Tam	70
2002	Koch	84
2003	Bradford	72
	Foulke	72
2004	Bradford	68
2005	Rincon	67
	Street	67
2006	Calero	70
2007	Embree	68
2008	Embree	70
2009	Wuertz	74
2010	Breslow	75
2011	Breslow	67
	Fuentes	67
2012	Balfour	75
2013	Cook	71
2014	Gregerson	72
	Otero	72
2015	Abad	62
2016	Dull	70
2017	Coulombe	72
2018	Petit	74
2019	Petit	80
2020	Petit	26
2021	Petit	78
2022	Acevedo	70
2023	Erceg	50

Games Started

1901	Fraser	37
1902	Plank	32
1903	Plank	40
1904	Waddell	46
1905	Plank	41
1906	Waddell	34
1907	Plank	40
1908	Vickers	33
1909	Plank	33
1910	Coombs	38
1911	Coombs	40
1912	Coombs	32
1913	Brown	35
1914	Shawkey	31
1915	Wyckoff	34
1916	Myers	35
1917	Bush	31
1918	Perry	36
1919	Johnson	25
1920	Naylor	36
1921	Rommel	32
1922	Rommel	33

1923	Hasty	36
1924	Rommel	34
1925	Harris	33
1926	Grove	33
1927	Walberg	34
1928	Grove	31
1929	Grove	37
1930	Earnshaw	39
1931	Walberg	35
1932	Walberg	34
1933	Cain	32
1934	Cain	32
1935	Marcum	27
1936	Rhodes	28
1937	Caster	33
1938	Caster	40
1939	Ross	28
1940	Babich	30
1941	Marchildon	27
1942	Marchildon	31
1943	Flores	27
	Harris	27
1944	Newsom	33
1945	Newsom	34
1946	Marchildon	29
1947	Marchildon	35
1948	Marchildon	30
1949	Coleman	30
1950	Brissie	31
1951	Kellner	29
1952	Shantz	33
	Kellner	33
1953	Byrd	37
1954	Portocarrero	33
1955	Kellner	24
1956	Ditmar	34
1957	Garver	23
1958	Terry	33
1959	Garver	30
1960	Daley	35
1961	Archer	27
1962	Rakow	35
1963	Wickersham	33
1964	Segui	35
1965	Talbot	33
1966	Hunter	25
1967	Hunter	35
1968	Dobson	34
	Hunter	34
1969	Dobson	35
	Hunter	35
1970	Hunter	40
	Dobson	39
1971	Blue	40
1972	Hunter	37
1973	Holtzman	40
1974	Hunter	41
1975	Holtzman	38
	Blue	38
1976	Torrez	39
1977	Blue	38
1978	Keough	32
1979	Langford	29
1980	Langford	33
	Norris	33
1981	Langford	24
1982	Keough	34

1983	Codioli	31
1984	McCatty	30
1985	Codioli	37
1986	Young	27
1987	Stewart	37
1988	Stewart	37
1989	Stewart	36
1990	Stewart	36
1991	Stewart	35
	Welch	35
1992	Moore	36
1993	Witt	33
1994	Darling	25
1995	Stottlemyre	31
1996	Wengert	25
1997	Karsay	24
1998	Rogers	34
1999	Heredia	33
2000	Heredia	32
	Hudson	32
2001	Hudson	35
	Zito	35
2002	Zito	35
2003	Zito	35
2004	Zito	34
2005	Zito	35
2006	Haren	34
	Zito	34
2007	Blanton	34
	Gaudin	34
	Haren	34
2008	Smith	32
2009	Cahill	32
2010	Gonzalez	33
2011	Cahill	34
2012	Milone	32
2013	Griffin	31
	Parker	32
2014	Gray	33
2015	Gray	31
2016	Graveman	31
2017	Manaea	29
2018	Manaea	27
2019	Fiers	33
2020	four players tied	11
2021	Irvin	32
	Manaea	32
	Montas	32
2022	Irvin	32
2023	Sears	30

Complete Games

1901	Fraser	35
1902	Plank	31
1903	Waddell	34
1904	Waddell	39
1905	Plank	35
1906	Bender	24
1907	Plank	33
1908	Vickers	21
	Plank	21
1909	Plank	24
	Bender	24
1910	Coombs	35
1911	Coombs	26
1912	Plank	24
1913	Plank	18

1914	Shawkey	18
1915	Wyckoff	20
1916	Myers	31
1917	Bush	17
1918	Perry	30
1919	Naylor	17
1920	Perry	20
	Naylor	20
1921	Rommel	20
1922	Rommel	22
1923	Rommel	19
1924	Rommel	21
1925	Harris	15
1926	Grove	20
1927	Walberg	15
1928	Grove	24
1929	Grove	21
1930	Grove	22
1931	Grove	27
1932	Grove	27
1933	Grove	21
1934	Marcum	17
1935	Marcum	19
1936	Kelley	20
1937	Caster	19
1938	Caster	20
1939	Nelson	12
1940	Babich	16
1941	Marchildon	14
1942	Marchildon	18
1943	Harris	15
1944	Newsom	18
1945	Christopher	17
1946	Marchildon	16
1947	Marchildon	21
1948	Fowler	16
1949	Kellner	19
1950	Kellner	15
	Brissie	15
	Shantz	13
1952	Shantz	27
1953	Kellner	14
1954	Portocarrero	16
1955	Ditmar	7
1956	Ditmar	14
1957	Garver	6
1958	Garver	10
1959	Daley	12
1960	Herbert	14
1961	Archer	9
1962	Rakow	11
1963	Drabowsky	9
	Pena	9
1964	Pena	5
1965	Segui	5
1966	Nash	5
1967	Hunter	13
1968	Nash	12
1969	Dobson	11
1970	Dobson	13
1971	Blue	24
1972	Holtzman	16
	Hunter	16
1973	Holtzman	16
1974	Hunter	23
1975	Holtzman	13
	Blue	13

1976	Blue.....	20
1977	Blue.....	16
1978	Johnson.....	7
1979	Langford.....	14
1980	Langford.....	28
1981	Langford.....	18
1982	Langford.....	15
1983	Codioli.....	7
1984	Burris.....	5
1985	Codioli.....	4
1986	Andujar.....	7
1987	Stewart.....	8
1988	Stewart.....	14
1989	Stewart.....	8
1990	Stewart.....	11
1991	Welch.....	7
1992	Darling.....	4
1993	Witt.....	5
1994	Witt.....	5
1995	Ontiveros.....	2
	Stottlemyre.....	2
1996	Prieto.....	2
1997	Oquist.....	1
	Wengert.....	1
1998	Rogers.....	7
1999	Rogers.....	3
2000	Heredia.....	2
	Hudson.....	2
2001	Mulder.....	6
2002	Hudson.....	4
2003	Mulder.....	9
2004	Mulder.....	5
2005	Haren.....	3
2006	Haren.....	2
	Loaiza.....	2
2007	Blanton.....	3
2008	Smith.....	2
2009	Anderson.....	1
	Tomko.....	1
2010	Braden.....	5
2011	McCarthy.....	5
2012	Milone.....	1
2013	Colón.....	3
2014	Gray.....	2
	Kazmir.....	2
	Samardzija.....	2
2015	Gray.....	3
2016	Graveman.....	2
2017	Mengden.....	1
2018	Manaea.....	1
	Mengden.....	1
2019	Fiers.....	1
2020	Minor.....	1
2021	Manaea.....	2
2022	None.....	
2023	None.....	

Saves

1969	Fingers.....	12
1970	Grant.....	24
1971	Fingers.....	17
1972	Fingers.....	21
1973	Fingers.....	22
1974	Fingers.....	18
1975	Fingers.....	24
1976	Fingers.....	20

1977	Bair.....	7
	Lacey.....	7
1978	Sosa.....	14
1979	Heaverlo.....	9
1980	Lacey.....	6
1981	Beard.....	3
	Jones.....	3
1982	Beard.....	11
1983	Beard.....	10
1984	Caudill.....	36
1985	Howell.....	29
1986	Howell.....	16
1987	Eckersley.....	16
	Howell.....	16
1988	Eckersley.....	45
1989	Eckersley.....	33
1990	Eckersley.....	48
1991	Eckersley.....	43
1992	Eckersley.....	51
1993	Eckersley.....	36
1994	Eckersley.....	19
1995	Eckersley.....	29
1996	Taylor.....	17
1997	Taylor.....	23
1998	Taylor.....	33
1999	Taylor.....	26
2000	Isringhausen.....	33
2001	Isringhausen.....	34
2002	Koch.....	44
2003	Foulke.....	43
2004	Dotel.....	22
2005	Street.....	23
2006	Street.....	37
2007	Embree.....	17
2008	Street.....	18
2009	Bailey.....	26
2010	Bailey.....	25
2011	Bailey.....	24
2012	Balfour.....	24
2013	Balfour.....	38
2014	Doolittle.....	22
2015	Clippard.....	17
2016	Madson.....	30
2017	Casilla.....	16
2018	Treinen.....	38
2019	Hendriks.....	25
2020	Hendriks.....	14
2021	Trivino.....	22
2022	Jiménez.....	11
2023	May.....	21

Innings Pitched

1901	Fraser.....	331
1902	Plank.....	300
1903	Plank.....	336
1904	Waddell.....	383
1905	Plank.....	347
1906	Waddell.....	273
1907	Plank.....	344
1908	Vickers.....	300
1909	Plank.....	275
1910	Coombs.....	353
1911	Coombs.....	337
1912	Coombs.....	262
1913	Bender.....	237
1914	Shawkey.....	237
1915	Wyckoff.....	276

1916	Myers.....	315
1917	Bush.....	233
1918	Perry.....	332
1919	Naylor.....	205
1920	Perry.....	264
1921	Rommel.....	285
1922	Rommel.....	294
1923	Rommel.....	298
1924	Rommel.....	278
1925	Rommel.....	261
1926	Grove.....	258
1927	Grove.....	262
1928	Grove.....	262
1929	Grove.....	275
1930	Earnshaw.....	296
1931	Walberg.....	291
1932	Grove.....	292
1933	Grove.....	275
1934	Marcum.....	232
1935	Marcum.....	243
1936	Kelley.....	235
1937	Caster.....	232
1938	Caster.....	281
1939	Nelson.....	198
1940	Babich.....	229
1941	Marchildon.....	204
1942	Marchildon.....	244
1943	Flores.....	231
1944	Newsom.....	265
1945	Newsom.....	257
1946	Marchildon.....	227
1947	Marchildon.....	277
1948	Marchildon.....	226
1949	Kellner.....	245
1950	Brissie.....	246
1951	Kellner.....	210
1952	Shantz.....	280
1953	Byrd.....	237
1954	Portocarrero.....	248
1955	Ditmar.....	175
1956	Ditmar.....	254
1957	Garver.....	145
1958	Terry.....	217
1959	Daley.....	216
1960	Herbert.....	253
1961	Archer.....	205
1962	Rakow.....	235
1963	Wickersham.....	238
1964	Pena.....	219
1965	Talbot.....	198
1966	Krausse.....	178
1967	Hunter.....	260
1968	Hunter.....	234
1969	Hunter.....	247
1970	Dobson.....	267
1971	Blue.....	213
1972	Hunter.....	295
1973	Holtzman.....	297
1974	Hunter.....	318
1975	Blue.....	278
1976	Blue.....	298
1977	Blue.....	279.2
1978	Keough.....	197.1
1979	Langford.....	219.0
1980	Langford.....	290.0
1981	Langford.....	195.1
1982	Langford.....	237.1

1983	Codioli.....	205.2
1984	Burris.....	211.2
1985	Codioli.....	226.0
1986	Young.....	198.0
1987	Stewart.....	261.1
1988	Stewart.....	275.2
1989	Stewart.....	257.2
1990	Stewart.....	267.0
1991	Stewart.....	226.0
1992	Moore.....	223.0
1993	Witt.....	220.0
1994	Darling.....	160.0
1995	Stottlemyre.....	209.2
1996	Wengert.....	161.1
1997	Wengert.....	134.0
1998	Rogers.....	238.2
1999	Heredia.....	200.1
2000	Hudson.....	202.1
2001	Hudson.....	235.0
2002	Hudson.....	238.1
2003	Hudson.....	240.0
2004	Mulder.....	225.2
2005	Zito.....	228.1
2006	Haren.....	223.0
2007	Blanton.....	230.0
2008	Smith.....	190.1
2009	Cahill.....	178.2
2010	Gonzalez.....	200.2
2011	Cahill.....	207.2
2012	Milone.....	190.0
2013	Griffin.....	200.0
2014	Gray.....	219.0
2015	Gray.....	208.0
2016	Graveman.....	186.0
2017	Manaea.....	158.2
2018	Manaea.....	160.2
2019	Fiers.....	184.2
2020	Bassitt.....	63.0
2021	Montas.....	187.0
2022	Irvin.....	181.0
2023	Sears.....	172.1

Strikeouts

1901	Fraser.....	110
1902	Waddell.....	210
1903	Waddell.....	302
1904	Waddell.....	349
1905	Waddell.....	287
1906	Waddell.....	196
1907	Waddell.....	232
1908	Dygett.....	164
1909	Bender.....	161
1910	Coombs.....	224
1911	Coombs.....	185
1912	Coombs.....	120
1913	Plank.....	151
1914	Plank.....	110
1915	Wyckoff.....	157
1916	Myers.....	182
1917	Bush.....	121
1918	Perry.....	81
1919	Kinney.....	97
1920	Naylor.....	90
1921	Harriss.....	92
1922	Harriss.....	102
1923	Harriss.....	89
1924	Rommel.....	72

1925 Grove.....	116	1983 Conroy.....	112	1915 Wyckoff.....	165	1973 Blue.....	105
1926 Grove.....	194	1984 Burris.....	93	1916 Myers.....	168	1974 Blue.....	98
1927 Grove.....	174	1985 Codioli.....	111	1917 Bush.....	111	1975 Holtzman.....	108
1928 Grove.....	183	1986 Rijo.....	176	1918 Perry.....	111	1976 Torrez.....	87
1929 Grove.....	170	1987 Stewart.....	205	1919 Kinney.....	91	1977 Blue.....	86
1930 Grove.....	209	1988 Stewart.....	192	1920 Naylor.....	86	1978 Keough.....	85
1931 Grove.....	175	1989 Moore.....	172	1921 Moore.....	122	1979 Norris.....	94
1932 Grove.....	188	1990 Stewart.....	166	1922 Harriss.....	94	1980 McCatty.....	99
1933 Grove.....	114	1991 Moore.....	153	1923 Rommel.....	108	1981 Norris.....	63
1934 Marcum.....	92	1992 Stewart.....	130	1924 Rommel.....	94	1982 Keough.....	101
1935 Marcum.....	99	1993 Witt.....	131	1925 Grove.....	131	1983 Conroy.....	98
1936 Kelley.....	82	1994 Witt.....	111	1926 Grove.....	101	1984 Burris.....	90
1937 Caster.....	100	1995 Stottlemire.....	205	1927 Walberg.....	91	1985 Birtsas.....	91
1938 Caster.....	112	1996 Reyes.....	78	1928 Earnshaw.....	100	1986 Rijo.....	108
1939 Nelson.....	75	1997 Karsay.....	92	1929 Earnshaw.....	125	1987 Stewart.....	105
1940 Babich.....	94	1998 Rogers.....	138	1930 Earnshaw.....	139	1988 Stewart.....	110
1941 Marchildon.....	74	1999 Hudson.....	132	1931 Walberg.....	109	1989 Moore.....	83
1942 Marchildon.....	110	2000 Hudson.....	169	1932 Walberg.....	103	1990 Moore.....	84
1943 Flores.....	113	2001 Zito.....	205	1933 Cain.....	137	1991 Moore.....	105
1944 Newsom.....	142	2002 Zito.....	182	1934 Cain.....	128	Stewart.....	105
1945 Newsom.....	127	2003 Hudson.....	162	1935 Dietrich.....	101	1992 Moore.....	103
1946 Marchildon.....	95	2004 Harden.....	167	1936 Rhodes.....	102	1993 Witt.....	91
1947 Marchildon.....	128	2005 Zito.....	171	1937 Caster.....	107	1994 Van Poppel.....	89
1948 Brissie.....	127	2006 Haren.....	176	1938 Caster.....	117	1995 Stottlemire.....	80
1949 Brissie.....	118	2007 Haren.....	192	1939 Ross.....	95	1996 Johns.....	69
1950 Brissie.....	101	2008 Eveland.....	118	1940 Babich.....	80	1997 Prieto.....	70
1951 Kellner.....	94	2009 Anderson.....	150	1941 Marchildon.....	118	1998 Haynes.....	88
1952 Shantz.....	152	2010 Gonzalez.....	171	1942 Marchildon.....	140	1999 Haynes.....	80
1953 Byrd.....	122	2011 Gonzalez.....	197	1943 Black.....	110	2000 Appier.....	102
1954 Portocarrero.....	132	2012 Parker.....	140	1944 Newsom.....	82	2001 Zito.....	80
1955 Ditmar.....	79	2013 Griffin.....	171	1945 Newsom.....	103	2002 Zito.....	78
1956 Ditmar.....	126	2014 Gray.....	183	1946 Marchildon.....	114	2003 Zito.....	88
1957 Terry.....	80	2015 Gray.....	169	1947 Marchildon.....	141	2004 Mulder.....	83
1958 Terry.....	134	2016 Manaea.....	124	1948 Marchildon.....	131	2005 Zito.....	89
1959 Daley.....	125	2017 Manaea.....	140	1949 Kellner.....	129	2006 Zito.....	99
1960 Daley.....	126	2018 Manaea.....	108	1950 Brissie.....	117	2007 Gaudin.....	100
1961 Archer.....	110	2019 Bassitt.....	141	1951 Kellner.....	93	2008 Smith.....	87
1962 Rakow.....	159	2020 Montas.....	60	1952 Byrd.....	98	2009 Cahill.....	72
1963 Pena.....	128	2021 Montas.....	207	1953 Byrd.....	115	2010 Gonzalez.....	92
1964 Pena.....	184	2022 Irvin.....	128	1954 Portocarrero.....	114	2011 Gonzalez.....	91
1965 Segui.....	119	2023 Sears.....	161	1955 Ditmar.....	86	2012 Parker.....	63
1966 Hunter.....	103			1956 Ditmar.....	108	2013 Parker.....	63
1967 Hunter.....	196	Walks		1957 Trucks.....	62	2014 Gray.....	74
1968 Hunter.....	172	1901 Fraser.....	132	1958 Garver.....	66	2015 Gray.....	59
1969 Odom.....	150	1902 Husting.....	91	1959 Daley.....	62	2016 Graveman.....	47
Hunter.....	150	1903 Waddell.....	85	Herbert.....	62	2017 Manaea.....	55
1970 Hunter.....	178	1904 Waddell.....	91	1960 Daley.....	96	2018 Cahill.....	41
1971 Blue.....	301	1905 Waddell.....	90	1961 Walker.....	96	2019 Fiers.....	53
1972 Hunter.....	191	Bender.....	90	1962 Pfister.....	106	2020 Montas.....	23
1973 Blue.....	158	1906 Waddell.....	92	1963 Wickersham.....	79	2021 Montas.....	57
1974 Blue.....	174	1907 Plank.....	85	1964 Segui.....	94	2022 Kaprielian.....	59
1975 Blue.....	189	Dygart.....	85	1965 Talbot.....	86	2023 Waldchuk.....	71
1976 Blue.....	166	1908 Dygart.....	97	1966 Hunter.....	64		
1977 Blue.....	157	1909 Coombs.....	73	1967 Nash.....	87	Bold denotes tied or led	
1978 Keough.....	108	1910 Morgan.....	117	1968 Odom.....	98	league	
1979 Langford.....	101	1911 Coombs.....	119	1969 Odom.....	112		
1980 Norris.....	180	1912 Coombs.....	94	1970 Odom.....	100		
1981 McCatty.....	91	1913 Houck.....	122	1971 Blue.....	88		
1982 Norris.....	83	1914 Wyckoff.....	103	1972 Odom.....	87		

ATHLETICS HOME RUN HISTORY

25 OR MORE HOME RUNS IN A SEASON

NO.	PLAYER	YEAR	NO.	PLAYER	YEAR	NO.	PLAYER	YEAR
58	Jimmie Foxx	1932	34	Al Simmons	1929	28	Bob Johnson	1935
52	Mark McGwire	1996		Bob Johnson	1934		Jim Gentile	1964
49	Mark McGwire	1987		Rocky Colavito	1964		Tony Armas	1982
48	Jimmie Foxx	1933		Mark McGwire	1997		Rickey Henderson	1990
	Khrist Davis	2018		Eric Chavez	2002		Ben Grieve	1999
47	Reggie Jackson	1969		Miguel Tejada	2002	27	Joe Hauser	1924
44	Jimmie Foxx	1934	33	Jimmie Foxx	1929		Gus Zernial	1957
	Jose Canseco	1991		Gus Zernial	1951		Don Mincher	1970
43	Jason Giambi	2000		Dwayne Murphy	1984		Sal Bando	1976
	Khrist Davis	2017		Jose Canseco	1986		Dwayne Murphy	1982
42	Gus Zernial	1953		Mark McGwire	1989		Matt Stairs	1997
	Jose Canseco	1988		Jason Giambi	1999		Jason Giambi	1998
	Mark McGwire	1992		Jack Cust	2008		Ben Grieve	2000
	Khrist Davis	2016		Marcus Semien	2019		Miguel Tejada	2003
39	Mark McGwire	1990	32	Reggie Jackson	1971		Eric Chavez	2005
	Mark McGwire	1995		Reggie Jackson	1973		Marcus Semien	2016
	Frank Thomas	2006		Mark McGwire	1988		Stephen Piscotty	2018
	Matt Olson	2021		Eric Chavez	2001		Matt Chapman	2021
38	Bob Cerv	1958		Josh Reddick	2012	26	Mike Epstein	1972
	Matt Stairs	1999	31	Bob Johnson	1940		Gene Tenace	1974
	Jason Giambi	2001		Sal Bando	1969		Matt Stairs	1998
37	Tilly Walker	1922		Jose Canseco	1987		Eric Chavez	2000
	Jimmie Foxx	1930		Miguel Tejada	2001		Jack Cust	2007
	Jose Canseco	1990	30	Jimmie Foxx	1931		Yoenis Cespedes	2013
36	Al Simmons	1930		Bob Johnson	1938		Mark Canha	2019
	Jimmie Foxx	1935		Gus Zernial	1955	25	Bob Johnson	1936
	Reggie Jackson	1975		Dave Kingman	1985		Bob Johnson	1937
	Geronimo Berroa	1996		Miguel Tejada	2000		Wally Moses	1937
	Matt Chapman	2019		Brandon Moss	2013		Sam Chapman	1941
	Matt Olson	2019		Brent Rooker	2023		Norm Siebern	1962
35	Al Simmons	1932	29	Gus Zernial	1952		Reggie Jackson	1972
	Tony Armas	1980		Reggie Jackson	1968		Dave Henderson	1991
	Dave Kingman	1984		Sal Bando	1973		Jack Cust	2009
	Dave Kingman	1986		Reggie Jackson	1974		Brandon Moss	2014
	Terry Steinbach	1996		Gene Tenace	1975		Ryon Healy	2017
	John Jaha	1999		Eric Chavez	2003		Matt Joyce	2017
	Nick Swisher	2006		Eric Chavez	2004		Seth Brown	2022
				Josh Willingham	2011			
				Josh Donaldson	2014			
				Matt Olson	2018			

MILESTONE HOME RUNS

Franchise

1	Lave Cross	Apr. 30, 1901
1,000	Mickey Cochrane	May 15, 1927
2,000	Jimmie Foxx	June 21, 1935
3,000	Sam Chapman	Sept. 30, 1949
4,000	Hector Lopez	Aug. 17, 1958
5,000	Jim Nash	May 22, 1968
6,000	Gene Tenace	May 25, 1975
7,000	Carney Lansford	July 3, 1983
8,000	Jose Canseco	Sept. 2, 1989
9,000	Mark McGwire	May 28, 1996
10,000	Miguel Tejada	Apr. 14, 2001
11,000	Bobby Kielty	June 15, 2006
12,000	Brandon Moss	June 5, 2013
13,000	Jonathan Lucroy	Aug. 25, 2018

Oakland

1	Reggie Jackson	Apr. 10, 1968
1,000	Claudell Washington	May 6, 1975
2,000	Rickey Henderson	June 5, 1983
3,000	Dave Parker	Aug. 13, 1989
4,000	Jason Giambi	May 17, 1996
5,000	Jason Giambi	Sept. 24, 2000
6,000	Bobby Crosby	May 31, 2006
7,000	Brandon Moss	May 13, 2013
8,000	Marcus Semien	Aug. 11, 2018

HOME RUN LEADERS BY POSITION

Franchise – Career

P	John Odum (1964-75)	12
C	Terry Steinbach (1986-96)	116
1B	Mark McGwire (1986-97)	349
2B	Mark Ellis (2002-11)	84
3B	Eric Chavez (1998-10)	223
SS	Miguel Tejada (1997-03)	156
LF	Bob Johnson (1933-42)	201
CF	Dwayne Murphy (1978-87)	152
RF	Reggie Jackson (1967-75; 87)	225
DH	Dave Kingman (1984-86)	98

Franchise – Season

P	John Odum (1969)	5
C	Terry Steinbach (1996)	34
1B	Jimmie Foxx (1932)	51
2B	Mark Ellis (2007)	19
3B	Matt Chapman (2019)	36
SS	Miguel Tejada (2002)	34
LF	Gus Zernial (1953)	41
CF	Dwayne Murphy (1984)	33
RF	Reggie Jackson (1969)	45
DH	Khris Davis (2018)	46

Oakland – Career

P	John Odum (1968-75)	12
C	Terry Steinbach (1986-96)	116
1B	Mark McGwire (1986-97)	349
2B	Mark Ellis (2002-11)	84
3B	Eric Chavez (1998-10)	223
SS	Miguel Tejada (1997-03)	156
LF	Rickey Henderson (1979-84; 89-95; 98)	156
CF	Dwayne Murphy (1978-87)	152
RF	Reggie Jackson (1968-75; 87)	225
DH	Dave Kingman (1984-86)	98

Oakland – Season

P	John Odum (1969)	5
C	Terry Steinbach (1996)	34
1B	Mark McGwire (1987)	48
2B	Mark Ellis (2007)	19
3B	Matt Chapman (2019)	36
SS	Miguel Tejada (2002)	34
LF	Khris Davis (2017)	34
CF	Dwayne Murphy (1984)	33
RF	Reggie Jackson (1969)	45
DH	Khris Davis (2018)	46

GRAND SLAM LEADERS

Franchise – Career

1.	Jimmie Foxx (1925-35)	9
	Sam Chapman (1938-41, 45-51)	9
	Gus Zernial (1951-57)	9
	Mark McGwire (1986-97)	9
5.	Bob Johnson (1933-42)	8
	Terry Steinbach (1986-96)	8
	Jason Giambi (1995-01)	8
8.	Sal Bando (1966-76)	7
	Matt Stairs (1996-00)	7
	Miguel Tejada (1997-03)	7

Franchise – Season

1.	Jason Giambi (2000)	4
2.	Jimmie Foxx (1932)	3
	Jimmie Foxx (1934)	3
	Bob Johnson (1938)	3
	Gus Zernial (1952)	3
	Gene Tenace (1974)	3
	Dave Kingman (1984)	3
	Ben Grieve (2000)	3
	Miguel Tejada (2001)	3
	Brandon Moss (2014)	3

Oakland – Career

1.	Mark McGwire (1986-97)	9
2.	Terry Steinbach (1986-96)	8
	Jason Giambi (1995-01; 09)	8
4.	Sal Bando (1968-76)	7
	Matt Stairs (1996-00)	7
	Miguel Tejada (1997-03)	7
7.	Gene Tenace (1969-76)	6
8.	Joe Rudi (1968-76; 82)	5
	Dave Kingman (1984-86)	5
	Eric Chavez (1998-10)	5

Oakland – Season

1.	Jason Giambi (2000)	4
2.	Gene Tenace (1974)	3
	Dave Kingman (1984)	3
	Ben Grieve (2000)	3
	Miguel Tejada (2001)	3
	Brandon Moss (2014)	3
7.	30 times; last: Chad Pinder (2022)	2

INSIDE-THE-PARK HOME RUN LEADERS

Franchise – Career

1.	Danny Murphy (1902-13)	23
2.	Harry Davis (1901-11; 13-17)	11
3.	Topsy Hartsel (1902-11)	11
	Stuffy McInnis (1909-17)	10
5.	Rube Oldring (1906-18)	9

Franchise – Season

1.	Danny Murphy (1911)	5
2.	four times; last: Danny Murphy (1910)	4

Oakland – Career

1.	Reggie Jackson (1968-75; 87)	4
2.	18 times	1

Oakland – Season

1.	Reggie Jackson (1968)	2
2.	20 times; last: Nick Swisher (2006)	1

PINCH HIT HOME RUN LEADERS

Franchise – Career

1.	Chad Pinder (2016-22)	6
2.	Gus Zernial (1951-57)	5
	Jeff Burroughs (1982-84)	5
	Mark McGwire (1986-97)	5
	Terry Steinbach (1986-96)	5
	Mike Aldrete (1993-95)	5
7.	George Alusik (1962-64)	4
	Matt Stairs (1996-00)	4
	Olmedo Saenz (1999-02)	4
	Derek Norris (2012-14)	4
	Mark Canha (2015-21)	4

Franchise – Season

1.	Jeff Burroughs (1982)	4
2.	Allie Clark (1952)	3
	Kite Thomas (1952)	3
	Bob Cerv (1957)	3
	Frank Fernandez (1970)	3
	Rich McKinney (1977)	3
	Jeff Newman (1978)	3
	Derek Norris (2013)	3
9.	23 times, last: Chad Pinder (2021)	2

Oakland – Career

1.	Chad Pinder (2016-22)	6
2.	Jeff Burroughs (1982-84)	5
	Mark McGwire (1986-87)	5
	Terry Steinbach (1986-96)	5
	Mike Aldrete (1993-95)	5
6.	Matt Stairs (1996-00)	4
	Olmedo Saenz (1999-02)	4
	Derek Norris (2012-14)	4
	Mark Canha (2015-21)	4
10.	six players tied	3

Oakland – Season

1.	Jeff Burroughs (1982)	4
2.	Frank Fernandez (1970)	3
	Rich McKinney (1977)	3
	Jeff Newman (1978)	3
	Derek Norris (2013)	3
6.	13 times; last: Chad Pinder (2021)	2

LEAD OFF HOME RUN LEADERS

Franchise – Career

1.	Rickey Henderson (1979-84; 89-95; 98)	43
2.	Eddie Joost (1947-54)	19
3.	Coco Crisp (2010-16)	15
4.	Bert Campaneris (1964-76)	13
5.	Max Bishop (1924-33)	9
6.	Marcus Semien (2015-20)	8
7.	Wally Moses (1935-41; 49-51)	7
8.	Topsy Hartsel (1902-11)	6
9.	four players tied	5

Franchise – Season

1.	Rickey Henderson (1993)	7
2.	Eddie Joost (1948)	6
	Bert Campaneris (1970)	6
4.	Rickey Henderson (1990)	5
	Rickey Henderson (1991)	5
	Rickey Henderson (1992)	5
	Coco Crisp (2013)	5
8.	eight times, last: Marcus Semien (2019)	4

Oakland – Career

1.	Rickey Henderson (1979-84; 89-95; 98)	43
2.	Coco Crisp (2010-16)	15
3.	Bert Campaneris (1968-76)	10
4.	Marcus Semien (2015-20)	8
5.	Mark Kotsay (2004-07)	5
	Matt Joyce (2017-18)	5
7.	Eric Byrnes (2000-04)	4
	Tony Phillips (1982-89; 99)	4
9.	Scott Brosius (1991-97)	3
	Mark Ellis (2002-11)	3

Oakland – Season

1.	Rickey Henderson (1993)	7
2.	Bert Campaneris (1970)	6
3.	Rickey Henderson (1990)	5
	Rickey Henderson (1991)	5
	Rickey Henderson (1992)	5
	Coco Crisp (2013)	5
7.	five times, last: Marcus Semien (2019)	4

GAME ENDING HOME RUN LEADERS

Franchise – Career

1.	Reggie Jackson (1967-75; 87)	5
	Rickey Henderson (1979-84; 89-95; 98)	5
	Matt Stairs (1996-00)	5
4.	Jimmie Foxx (1925-35)	4
	Al Simmons (1924-32; 40-41; 44)	4
	Dwayne Murphy (1978-87)	4
	Josh Donaldson (2010, 12-14)	4
	Khris Davis (2016-21)	4
9.	17 players tied	3

Franchise – Season

1.	Reggie Jackson (1971)	3
	Dave Kingman (1986)	3
	Matt Stairs (1999)	3
	Josh Donaldson (2014)	3
5.	13 times, last: Matt Chapman (2019)	2

Oakland – Career

1.	Reggie Jackson (1968-75; 87)	5
	Rickey Henderson (1979-84; 89-95; 98)	5
	Matt Stairs (1996-00)	5
4.	Dwayne Murphy (1978-87)	4
	Josh Donaldson (2010, 12-14)	4
	Khris Davis (2016-21)	4
7.	11 players tied	3

Oakland – Season

1.	Reggie Jackson (1971)	3
	Dave Kingman (1986)	3
	Matt Stairs (1999)	3
	Josh Donaldson (2014)	3
5.	12 times; last: Brent Rooker (2023)	2

ATHLETICS GAMES OF SIX OR MORE HOME RUNS

No.	Opponent	H/A	Date	Hitters
8	California	A	June 27, 1996	Berroa, Brosius 2, Giambi, Herrera, McGwire, Steinbach, Young
7	Cleveland (2)	A	July 6, 1990	Canseco, R. Henderson 2, Lansford, McGwire 2, Quirk
7	Detroit	H	June 3, 1921	Dugan, Dykes 2, Perkins, Walker, Welch 2
6	Houston	A	Sept. 10, 2019	Murphy 2, Olson 2, Davis, Semien
6	Seattle	H	July 17, 2019	Canha 2, Profar 2, Laureano, Pinder
6	Baltimore	H	June 18, 2019	Davis, Grossman, Laureano, Pinder, Piscotty, Taylor
6	Arizona	A	June 17, 2008	Ellis 2, Chavez, Crosby, Davis, Suzuki
6	Kansas City	A	May 10, 2007	Chavez, Cust 2, Johnson 2, Putnam
6	Anaheim	H	Sept. 11, 2003	Byrnes, Chavez 2, Ellis, Hernandez, McMillon
6	Tampa Bay	H	Sept. 9, 2000	Ja. Giambi 2, Grieve, Hernandez, Long, Tejada
6	Cleveland	H	Aug. 24, 1999	Hinch, Jaha 2, Spiezio, Velarde 2
6	Toronto	H	Aug. 18, 1998	Christenson, Giambi, Spiezio 2, Stairs 2
6	Boston	H	Aug. 21, 1997	Bellhorn, Canseco, Giambi, McDonald, Spiezio, Young
6	Minnesota	H	Aug. 3, 1991	Baines, Canseco, D. Henderson 3, McGwire
6	Cleveland	H	July 18, 1980	Armas 2, Essian, Murphy, Page 2

OPPONENT GAMES OF SIX OR MORE HOME RUNS

No.	Opponent	H/A	Date	Hitters
8	New York	H	June 28, 1939 (G#1)	Dickey, DiMaggio 2, Selkirk, Dahlgren 2, Gordon, Henrich
7	Houston	H	May 28, 2023	Abreu, Altuve, Alvarez 2, McCormick, Meyers, Peña
7	Los Angeles (AL)	A	Aug. 4, 2022	Adell, Moniak, Ohtani 2, Suzuki, Ward, Walsh
7	Houston	A	Sept. 9, 2019	Alvarez 2, Chirinos 2, Altuve, Brantley, Bregman
7	Seattle	A	Apr. 11, 1985	Cowens, Bradley, Presley, Thomas 3, Henderson
7	Chicago	H	April 23, 1955	Nieman 2, Lollar 2, Droppo, Minoso, Harshman
7	New York	H	June 3, 1932	Gehrig 4, Combs, Ruth, Lazzeri
6	15 times, most recent:			
	Minnesota	A	May 2, 2017	Dozier 2, Buxton, Castro, Mauer, Sano
	Baltimore	A	May 8, 2016	Alvarez, Machado 2, Rickard, Schoop, Trumbo
	Boston	A	Apr. 19, 1994	Vaughn 2, Cooper, Naehring 2, Greenwell

MOST HOME RUNS, INNING – ATHLETICS

No.	Opponent	H/A	Date	Hitters
4	Chicago	H	Apr. 27, 2002	Hatteberg, Long, Pena, Menechino (3)
4	Tampa Bay	H	Sept. 1, 1999	Tejada, Chavez, Giambi, Jaha (4)
4	Boston	H	Aug. 21, 1997	Giambi, Young, McDonald, Canseco (3)

MOST HOME RUNS, INNING – OPPONENTS

No.	Opponent	H/A	Date	Hitters
5	Minnesota	A	June 9, 1966	Rollins, Versalles, Oliva, Mincher, Killebrew (7)
4	Seattle	A	Sept. 21, 1996	Rodriguez, Griffey, Martinez, Sorrento (3)
4	Minnesota	A	May 16, 1983	Mitchell, Gaetti, Hatcher, Engle (9)
4	Minnesota	H	May 2, 1964	Oliva, Allison, Hall, Killebrew (11)
4	Boston	H	Aug. 26, 1957	Zauchin, Lepcio, Malzone, Piersall (7)
4	Boston	H	Sept. 24, 1940	Williams, Foxx, Cronin, Tabor (6)

CONSECUTIVE HOME RUNS - ATHLETICS

No.	Opponent	H/A	Date	Hitters
3	Texas	A	July 24, 2022	Murphy, Pinder, Kemp
3	Texas	H	April 15, 2006	Chavez, Thomas, Bradley
3	Kansas City	H	June 23, 2000	Velarde, Ja. Giambi, Grieve
3	Kansas City	A	June 16, 2000	Chavez, Tejada, Hernandez
3	Cleveland	A	July 6, 1990	R. Henderson, Lansford, Canseco
3	Cleveland	A	May 16, 1990	Canseco, McGwire, Hassey
3	Cleveland	A	June 3, 1980	Revering, Page, Armas
3	Kansas City	H	June 19, 1979	Gross, Revering, Heath
3	Minnesota (G1)	H	June 22, 1969	Kubiak, Jackson, Bando
3	New York	H	Aug. 19, 1962	Cimoli, Causey, Bryan
3	St. Louis	A	July 17, 1934	Johnson, Foxx, Higgins
3	Cleveland	H	June 18, 1930	Simmons, Foxx, Miller
3	Washington	H	May 2, 1922	Walker, Perkins, Miller

CONSECUTIVE HOME RUNS - OPPONENTS

No.	Opponent	H/A	Date	Hitters	Pitchers
4	Minnesota	H	May 2, 1964	Oliva, Allison, Hall, Killebrew	Pfister (3), Handrahan
3	18 times, most recent:				
	Seattle	H	June 21, 2022	Rodriguez, Winker, Suarez	Pruitt
	Tampa Bay	H	May 29, 2018	Cron, Wendle, Ramos	Gossett
	Los Angeles	H	Sept. 18, 2008	Morales, Napoli, Wood	Foulke
	Seattle	A	Sept. 21, 1996	Rodriguez, Griffey, Martinez	Telgheder
	Kansas City	A	Sept. 28, 1986	Brett, White, Quirk	Stewart
	Toronto	A	Apr. 26, 1984	Upshaw, Bell, Barfield	Warren
	Seattle	A	Aug. 2, 1983	S. Henderson, D. Henderson, Ramos	Krueger (2), Codioli
	Milwaukee	H	June 5, 1982	Young, Cooper, Ogilvie	Beard (2), Owchinko

MOST HOME RUNS — ATHLETICS

HR	Player	Date
3	Joe Hauser at Cleveland	Aug. 2, 1924
3	Mickey Cochrane at St. Louis	May 21, 1925
3	Jimmie Foxx at Cleveland	July 10, 1932
3	Al Simmons vs. Detroit	July 15, 1932
3	Jimmie Foxx vs. New York	June 8, 1933
3	Ed Coleman vs. Chicago	Aug. 17, 1934
3	Pinky Higgins vs. Boston	June 27, 1935
3	Sam Chapman vs. Boston	Aug. 15, 1946
3	Hector Lopez vs. Washington	June 26, 1958
3	Preston Ward vs. Baltimore	Sept. 9, 1958
3	Bob Cerv vs. Boston	Aug. 20, 1959
3	Manny Jimenez at Baltimore	July 4, 1964
3	Reggie Jackson vs. Seattle	July 2, 1969
3	Dave Kingman at Seattle	April 16, 1984
3	Mark McGwire at Cleveland	June 27, 1987

HR	Player	Date
3	Jose Canseco at Toronto	July 3, 1988
3	Harold Baines vs. Baltimore	May 7, 1991
3	Dave Henderson vs. Minnesota	Aug. 3, 1991
3	Mark McGwire at Boston	June 11, 1995
3	Ernie Young vs. Minnesota	May 10, 1996
3	Geronimo Berroa at New York	May 22, 1996
3	Geronimo Berroa vs. Minnesota	Aug. 12, 1996
3	Miguel Tejada vs. Los Angeles	June 11, 1999
3	Miguel Tejada at Texas	June 30, 2001
3	Erubiel Durazo at Baltimore	Aug. 18, 2004
3	Josh Reddick at Toronto	Aug. 9, 2013
3	Danny Valencia at Tampa Bay	May 15, 2016
3	Khris Davis vs. Texas	May 17, 2016
3	Jordan Diaz at New York (AL)	May 9, 2023

MOST HOME RUNS — OPPONENTS

HR	Player	Date
4	Lou Gehrig, New York (AL)	June 3, 1932
4	Pat Seerey, Chicago (AL)	July 18, 1948 (G#1)
3	Babe Ruth, New York (AL)	May 21, 1930 (G#1)
3	Lou Gehrig, New York (AL)	May 22, 1930 (G#2)
3	Goose Goslin, St. Louis	Aug. 19, 1930
3	Tony Lazzeri, New York (AL)	May 24, 1936
3	Merv Connors, Chicago (AL)	Sept. 17, 1938 (G#2)
3	Jim Tabor, Boston	July 4, 1939 (G#2)
3	Al Rosen, Cleveland	April 29, 1952
3	Al Kaline, Detroit	April 17, 1955
3	Lee Thomas, Los Angeles	Sept. 5, 1961 (G#2)
3	Jim King, Washington	June 8, 1964
3	Jim Rice, Boston	Aug. 29, 1977

HR	Player	Date
3	Larry Herndon, Detroit	May 18, 1982
3	Gorman Thomas, Seattle	April 11, 1985
3	Danny Tartabull, Kansas City	July 6, 1991
3	Jack Clark, Boston	July 31, 1991
3	Manny Ramirez, Cleveland	Aug. 25, 1999
3	Juan Gonzalez, Texas	Sept. 24, 1999
3	John Buck, Toronto	April 29, 2010
3	Miguel Cabrera, Detroit	May 28, 2010
3	Jarrett Parker, San Francisco	Sept. 26, 2015
3	Yordan Alvarez, Houston	Sept. 16, 2022
3	Adolis Garcia, Texas	April 22, 2023
3	Kyle Tucker, Houston	July 21, 2023

ATHLETICS WITH A HOME RUN IN THEIR FIRST MAJOR LEAGUE AT BAT

Player	Opponent (Date)
Ace Parker	at Boston (April 30, 1937)
Gene Hasson	Washington (September 9, 1937)
Bert Campaneris	at Minnesota (July 23, 1964)
Joe Keough	at New York (Aug. 7, 1968) (G2)
Terry Steinbach	at Cleveland (Sept. 12, 1986)

Notes: All five players homered in their first plate appearance. Parker's came in his second game after pinch running in his first game. Parker and Keough homered as a pinch hitter.

HOME RUN IN FIRST GAME WITH THE OAKLAND A'S

Player	Opponent (Date)
*Joe Keough	at New York (Aug. 7, 1968) (G2)
Don Mincher	at Kansas City (April 7, 1970)
*Don Baylor	at California (April 9, 1976)
Earl Williams	Minnesota (April 9, 1977)
Mike Heath	Kansas City (June 19, 1979)
*Terry Steinbach	at Cleveland (Sept. 12, 1986)
*Dave Henderson	Seattle (April 4, 1988)
Scott Brosius	Seattle (Aug. 7, 1991)
*Tilson Brito	Milwaukee (Aug. 10, 1997) (G2)
Ed Sprague, Jr.	Cleveland (Aug. 2, 1998)
Tom Wilson	Chicago-AL (May 19, 2001)
David Justice	Texas (April 1, 2002)
*Erubiel Durazo	Seattle (April 1, 2003)
*Jay Payton	Texas (July 15, 2005)
*Frank Thomas	New York (April 3, 2006)
Jack Cust	at Tampa Bay (May 6, 2007)

Player	Opponent (Date)
*Adam Rosales	at Los Angeles-AL (April 11, 2010)
*Josh Willingham	Seattle (April 1, 2011)
Jonny Gomes	vs. Seattle at Tokyo (March 29, 2012)
Chris Young	Seattle (April 3, 2013)
*Adam Dunn	Seattle (Sept. 1, 2014)
*Ben Zobrist	Texas (April 6, 2015)
Brett Eibner	Chicago-NL (Aug. 5, 2016)
Franklin Barreto	at Chicago-AL (June 24, 2017)
Chris Herrmann	Minnesota (July 2, 2019)
Sean Murphy	Los Angeles-AL (Sept. 4, 2019)
Jake Lamb	at Seattle (Sept. 14, 2020)
*Frank Schwindel	vs. Texas (June 30, 2021)
Yan Gomes	at Los Angeles-AL (Aug. 1, 2021)

*indicates players who homered in their first at bat.

COLISEUM HOME RUNS

Since its opening in 1968 a total of 8,078 Major League home runs have been hit in the Coliseum during the regular season, an average of 144.3 per year.

COLISEUM CAREER HOME RUN LEADERS

Player	No.
Mark McGwire	166
Reggie Jackson	146*
Jose Canseco	122*
Eric Chavez	115
Jason Giambi	115*
Sal Bando	90
Miguel Tejada	83
Rickey Henderson	82*
Khris Davis	77
Matt Olson	68*

* Home Runs hit while non-Athletic (included in individual total): Canseco (8), Giambi (6), Henderson (3), Jackson (13), Olson (2)

NON-A'S COLISEUM CAREER HOME RUN LEADERS

Player	No.
Alex Rodriguez	21
Mike Trout	21
Mark Teixeira	20
Rafael Palmeiro	20
Jay Buhner	18
Carlton Fisk	18
Nelson Cruz	18
Brian Downing	17
Juan Gonzalez	17
six players tied	16

ATHLETICS STREAKS

CONSECUTIVE WINS

Overall

20	August 13-September 4, 2002
17	May 5-25, 1931
15	May 27-June 10, 1913
14	April 23-May 9, 1988
13	April 9-24, 2021
13	July 15-25, 1931
13	April 30-May 18, 1910
12	July 11-27, 1914
11	May 16-27, 2019
11	August 2-12, 2001
11	April 9-19, 1981
11	July 19-30, 1959
11	May 17-26, 1929
11	May 5-19, 1906
10	eight times, last: June 8-18, 2006

Home

22	July 15-August 31, 1931
20*	August 25, 2001-April 3, 2002
15	August 20-September 20, 1902
13	May 26-June 25, 1930
13	May 27-June 10, 1913
12	August 13-September 14, 2002
12	May 2-18, 1910
11	May 17-June 13, 2013
10	six times, last: Aug. 11-Sept. 1, 2006

*streak includes final 17 games of 2001 and first three games of 2002

Road

14	May 3-30, 1931
12	August 24-September 12, 2012
12	July 31-August 15, 1971
11	April 9-26, 1981
10	August 19-28, 2002
10	July 25-August 2, 1928
10	*September 22, 1912-May 8, 1913
9	five times, last: Sept. 24, 1989-April 26, 1990

*streak includes final two games of 1912 and first eight games of 1913

CONSECUTIVE LOSSES

Overall

20 August 7-24, 1943
20 July 21-August 8, 1916
18 June 8-27, 1920
15 June 27-July 14, 1937
14 July 29-August 12, 1977
14 June 19-July 3, 1945
13 August 26-September 10, 1959
13 August 27-September 10, 1935
12 seven times, last: September 22, 1995-April 4, 1996

Home

13 May 27-July 6, 1920
12 July 29-August 21, 1977
12 August 15-30, 1942
12 May 24-June 24, 1937
12 June 22-July 11, 1916
11 Sept. 19, 1978-April 15, 1979
11 July 6-21, 1955
11 August 7-September 6, 1915
10 seven times, last: July 10-20, 1954

Road

22 July 11-August 24, 1943
20 June 27-August 8, 1916
19 May 20-July 3, 1945
18 June 8-27, 1920
15 May 7-June 5, 2023
15 May 24-June 23, 1986
15 August 5-September 10, 1959
14 June 29-July 30, 1938
13 five times, last: May 31-June 30, 1979

INDIVIDUAL

Hitting

29 Bill Lamar, May 30-June 29, 1925
28 Bing Miller, May 30-June 27, 1929
27 Al Simmons, April 24-May 30, 1931
27 Socks Seybold, July 19-Aug. 14, 1901
26 Bob Johnson, July 27-Aug. 18, 1938
25 Jason Giambi, May 12-June 23, 1997
24 Miguel Tejada, July 11-Aug. 4, 2002
24 Carney Lansford, July 27-Aug. 21, 1984
24 Ferris Fain, June 15-July 12, 1952
23 Jimmy Dykes, Sept. 15, 1925-April 21, 1926
23 Al Simmons, May 12-June 4, 1925

Winning

16 Lefty Grove, June 8-Aug. 19, 1931
14 Lefty Grove, July 2-Sept. 7, 1928
14 Chief Bender, May 29-Sept. 7, 1914
13 Jim Hunter, June 2-Sept. 5, 1973
12 Mike Fiers, May 7- Aug. 27, 2019
12 George Earnshaw, May 1-June 21, 1931
11 Mark Mulder, May 9-July 18, 2004
11 Bobby Shantz, April 30-June 19, 1952
11 Lefty Grove, May 2-June 13, 1932
11 Chief Bender, April 24-June 13, 1913
11 Eddie Plank, July 3-Sept. 1, 1911
11 Jack Coombs, Aug. 16-Sept. 25, 1910

Scoreless

53.0 Jack Coombs, Sept. 5-25, 1910
43.2 Rube Waddell, Aug. 22-Sept. 5, 1905
39.0 Brad Ziegler, May 31-Aug. 14, 2008
37.0 Mike Torrez, Aug. 29-Sept. 11, 1976
34.0 Chief Bender, May 27-June 13, 1913
34.0 Chief Bender, July 25-Aug. 7, 1911
34.0 Harry Krause, June 23-July 8, 1909
32.1 Paul Lindblad, May 31-July 9, 1975
32.0 Cory Lidle, August 4-26, 2002
32.0 Rube Waddell, April 21-May 5, 1904

OAKLAND ATHLETICS STREAKS

CONSECUTIVE WINS

Overall

20 August 13-September 4, 2002
14 April 23-May 9, 1988
13 April 9-24, 2021
11 May 16-27, 2019
11 August 2-12, 2001
11 April 9-19, 1981
10 June 8-18, 2006
10 August 23-September 2, 2003
10 September 8-18, 1992
9 eight times, last: August 1-9, 2020

Home

20* August 25, 2001-April 3, 2002
12 August 13-September 14, 2002
11 May 17-June 13, 2013
10 August 11-September 1, 2006
10 April 11-May 3, 1991
9 seven times, last: August 4-21, 2020

**streak includes final 17 games of 2001 and first three games of 2002*

Road

12 August 24-September 12, 2012
12 July 31-August 15, 1971
11 April 9-26, 1981
10 August 19-28, 2002
9 Sept. 24, 1989-April 26, 1990
9 April 23-May 3, 1988
8 seven times, last: May 16-June 4, 2019

CONSECUTIVE LOSSES

Overall

14 July 29-August 12, 1977
12* Sept. 22, 1995-April 4, 1996
12 April 19-30, 1994
11 May 17-28, 2023
11 June 8-18, 1978
10 May 30-June 10, 2022
10 May 30-June 9, 2011
10 July 28-August 7, 2008
9 nine times, last: August 6-15, 2022

**streak includes final nine games of 1995 and first three games of 1996*

Home

12 July 29-August 21, 1977
11 Sept. 19, 1978-April 15, 1979
9 April 5-29, 2023
9 June 4-20, 1982
8 May 30-June 18, 2022
8 June 19-July 3, 2017
8 September 9-24, 2016
8 April 8-May 1, 2001
8 May 3-22, 1994
8 June 23-July 9, 1979

Road

15 May 7-June 5, 2023
15 May 24-June 23, 1986
13 May 31-June 30, 1979
12* September 5, 1995-April 9, 1996
11 May 21-June 9, 2005
10 May 14-30, 1981
10 April 19-May 6, 1994
9 eight times, last: July 30-August 15, 2023

**streak includes final 11 games of 1995 and first game of 1996*

INDIVIDUAL

Hitting

25	Jason Giambi, May 12-June 23, 1997
24	Miguel Tejada, July 11-Aug. 4, 2002
24	Carney Lansford, July 27-Aug. 21, 1984
22	Eric Byrnes, May 8-June 1, 2003
19	Jason Giambi, April 7-30, 1996
19	Carney Lansford, Aug. 3-23, 1989
19	Carney Lansford, July 9-30, 1983
18	Jason Giambi, July 23-Aug. 10, 1999
18	Scott Spiezio, May 21-June 9, 1998
18	Mark McGwire, May 3-21, 1995

Winning

13	Jim Hunter, June 2-Sept. 5, 1973
12	Mike Fiers, May 7- Aug. 27, 2019
11	Mark Mulder, May 9-July 18, 2004
10	Dan Haren, April 18-July 1, 2007
10	Barry Zito, Aug. 13, 2002-April 8, 2003
10	Bob Welch, May 11-June 30, 1990
10	Storm Davis, July 8-Sept. 5, 1988
10	Vida Blue, April 9-May 23, 1971
10	Chris Bassitt, April 12 to July 11, 2021
9	12 times, last: Jarrod Parker, May 28-Sept. 4, 2013

Scoreless

39.0	Brad Ziegler, May 31-Aug. 14, 2008
37.0	Mike Torrez, Aug. 29-Sept. 11, 1976
32.1	Paul Lindblad, May 31-July 9, 1975
32.0	Cory Lidle, Aug. 4-26, 2002
29.2	Rollie Fingers, May 29-July 15, 1971
29.1	Vida Blue, Sept. 10-23, 1973
28.0	Vida Blue, July 4-21, 1971
28.0	Bobby Witt, June 23-July 8, 1994
27.0	Catfish Hunter, May 17-29, 1973

ATHLETICS LOW-HIT GAMES

ATHLETICS NO-HITTERS (13 NINE INNINGS; 3 LESS THAN 9)

Date	Pitchers	Opponent	Score
July 22, 1905	Weldon Henley	at St. Louis (1st game)	6-0
Aug. 15, 1905	Rube Waddell	vs. St. Louis*	2-0
Aug. 29, 1906	Jimmy Dygert & Rube Waddell	vs. Chicago*	4-3
Oct. 5, 1907	Rube Vickers	at Washington (2nd game, Perfect Game)*	4-0
May 12, 1910	Chief Bender	vs. Cleveland	4-0
Aug. 26, 1916	Joe Bush	vs. Cleveland	5-0
Sept. 9, 1945	Dick Fowler	vs. St. Louis (2nd game)	1-0
Sept. 3, 1947	Bill McCahan	vs. Washington	3-0
May 8, 1968	Jim Hunter	vs. Minnesota (Perfect Game)	4-0
Sept. 21, 1970	Vida Blue	vs. Minnesota	6-0
Sept. 28, 1975	Vida Blue, Glenn Abbott, Paul Lindblad, Rollie Fingers	vs. California	5-0
Sept. 29, 1983	Mike Warren	vs. Chicago	3-0
June 29, 1990	Dave Stewart	at Toronto	5-0
May 9, 2010	Dallas Braden	vs. Tampa Bay (Perfect Game)	4-0
April 21, 2018	Sean Manaea	vs. Boston	3-0
May 7, 2019	Mike Fiers	vs. Cincinnati	2-0

*5 innings

NO-HITTERS AGAINST ATHLETICS (15)

Date	Pitchers	Opponent	Score
May 5, 1904	Cy Young	at Boston (Perfect Game)	0-3
Sept. 20, 1908	Frank Smith	at Chicago	0-1
Sept. 4, 1923	Sam Jones	vs. New York	0-2
Sept. 7, 1923	Howard Ehmke	vs. Boston	0-4
July 10, 1947	Don Black	at Cleveland (1st game)	0-3
May 6, 1953	Bobo Holloman	at St. Louis	0-6
Aug. 26, 1962	Jack Kralick	at Minnesota	0-1
Aug. 13, 1969	Jim Palmer	at Baltimore	0-8
July 3, 1970	Clyde Wright	at California	0-4
July 30, 1973	Jim Bibby	vs. Texas	0-6
July 19, 1974	Dick Bosman	at Cleveland	0-4
July 28, 1976	John Odum & Francisco Barrios	vs. Chicago	1-2
June 11, 1990	Nolan Ryan	vs. Texas	0-5
July 13, 1991	Bob Milacki, Mike Flanagan, Mark Williamson & Gregg Olson	vs. Baltimore	0-2
June 28, 2023	Domingo German	vs. New York-AL (Perfect Game)	0-11

OAKLAND ATHLETICS ONE-HITTERS (36)

Date	Pitchers	Broken Up By	Inn.	Opponent	H/A	Score
June 7, 1968	John Odom	Dave Johnson	9 (2 outs)	Baltimore	A	6-1
Aug. 10, 1968	John Odom, Diego Segui, Jack Aker	Frank Howard	1	Washington	A	4-1
May 24, 1970	Chuck Dobson	Gail Hopkins	1	Chicago	A	5-1
Sept. 11, 1970	Vida Blue	Pat Kelly	8	Kansas City	A	3-0
July 16, 1971	Vida Blue	Tony Taylor	4	Detroit	H	4-0
May 31, 1973	Ken Holtzman, Rollie Fingers	Matty Alou	7	New York	A	6-0
June 8, 1975	Ken Holtzman	Tom Verzyer	9 (2 outs)	Detroit	H	4-0
June 10, 1975	Jim Perry	Al Bumbry	6	Baltimore	H	4-0
Aug. 28, 1976	Vida Blue	Mickey Stanley	9 (1 out)	Detroit	H	5-2
May 9, 1979	Mike Norris	Gary Roenicke	7	Baltimore	A	4-2
July 5, 1979	Rick Langford	Brian Downing	5	California	A	3-0
June 23, 1984	Tim Conroy, Bill Caudill	Alan Bannister	5	Texas	H	5-1
Oct. 5, 1986	Curt Young	Kevin Seitzer	7	Kansas City	H	6-0
June 9, 1987	Curt Young	Kenny Williams	8	Chicago	H	8-3
Aug. 4, 1988	Dave Stewart	Jay Buhner	3	Seattle	H	2-0
May 26, 1989	Todd Burns, Rick Honeycutt, Eric Plunk	Rickey Henderson	4	New York	A	4-0
Apr. 14, 1992	Ron Darling, Rick Honeycutt	Keith Miller	8	Kansas City	A	1-3
June 23, 1994	Bobby Witt	Greg Gagne	6	Kansas City	H	4-0
May 27, 1995	Steve Ontiveros	Luis Polonia	6	New York	H	3-0
Aug. 28, 2000	Tim Hudson	Frank Thomas	4	Chicago	H	3-0
July 6, 2001	Mark Mulder	Danny Bautista	8	Arizona	A	3-0
July 19, 2002	Cory Lidle	Juan Gonzalez	8	Texas	H	10-0
August 4, 2002	Cory Lidle, Ricardo Rincon, Chad Bradford, Billy Koch	Wendell Magee	6	Detroit	H	4-0
August 21, 2002	Cory Lidle	Ellis Burks	1	Cleveland	A	6-0
June 26, 2005	Rich Harden, Ron Flores, Kiko Calero	Deivi Cruz	5	San Francisco	H	16-0
April 8, 2006	Barry Zito, Kiko Calero, Joe Kennedy, Huston Street	Richie Sexson	2	Seattle	A	3-0
June 30, 2007	Chad Gaudin, Rich Harden	Johnny Damon	6	New York (AL)	A	7-0
May 24, 2008	Justin Duchscherer, Huston Street	David Ortiz	7	Boston	H	3-0
Sept. 16, 2009	Trevor Cahill, Michael Wuertz, Andrew Bailey	Marlon Byrd	2	Texas	A	4-0
Sept. 23, 2010	Dallas Braden, Brad Ziegler	Nelson Cruz	1	Texas	H	5-0
June 28, 2011	Gio Gonzalez, Andrew Bailey	Emilio Bonifacio	1	Florida	H	1-0
April 6, 2015	Sonny Gray, Evan Scribner	Ryan Rua	8	Texas	H	8-0
April 23, 2015	Jesse Chavez, Dan Otero, Tyler Clippard	Kole Calhoun	3	Los Angeles (AL)	A	0-2
June 11, 2015	Scott Kazmir, Evan Scribner	Elvis Andrus	5	Texas	H	7-0
Sept. 12, 2018	Liam Hendriks, Daniel Mengden, Ryan Dull, J.B. Wendelken, Aaron Brooks	Trey Mancini	1	Baltimore	A	10-0
Sept. 20, 2022	JP Sears, Joel Payamps, A.J. Puk, Tyler Cyr, Domingo Acevedo	Carlos Santana	2	Seattle	H	4-1

MOST RECENT ONE-HITTERS AGAINST OAKLAND ATHLETICS (33 TOTAL)

Date	Pitchers	Opponent	H/A	Score
July 17, 2023	Brennan Bernardino, Nick Pivetta, Chris Martin	Boston	H	0-7
April 9, 2023	Drew Rasmussen, Ryan Thompson, Jason Adam	Tampa Bay	A	0-11
May 30, 2018	Nathan Eovaldi, Wilmer Font, Vidal Nuno	Tampa Bay	H	0-6
July 31, 2015	Danny Salazar, Cody Allen	Cleveland	H	1-2
May 21, 2014	Erik Bedard, Brad Boxberger, Jake McGee, Joel Peralta, Grant Balfour	Tampa Bay	A	3-2
May 22, 2012	C.J. Wilson, Ernesto Frieri	Los Angeles (AL)	H	0-5
May 19, 2012	Ryan Vogelsong, Javier Lopez, Clay Hensley	San Francisco	A	0-4
April 10, 2012	Danny Duffy, Aaron Crow	Kansas City	H	0-3
Aug. 21, 2011	Luis Perez, Casey Janssen	Toronto	H	0-1
Sept. 2, 2010	CC Sabathia, Jonathan Albaladejo	New York (AL)	A	0-5
Aug. 16, 2010	Shaun Marcum	Toronto	H	1-3
June 7, 2007	Curt Schilling	Boston	H	0-1
July 7, 2006	John Lackey	Los Angeles (AL)	H	0-3
June 20, 2006	Jason Jennings, Tom Martin, Brian Fuentes	Colorado	A	0-6
May 21, 2006	Matt Cain	San Francisco	H	0-6
May 2, 1998	Roger Clemens, Paul Quantrill	Toronto	H	0-7
Sept. 2, 1996	David Cone, Mariano Rivera	New York (AL)	H	0-5
June 15, 1995	Mark Gubicza	Kansas City	H	0-7
June 21, 1994	Kevin Appier, Mike Magnante, Stan Belinda, Rusty Meacham	Kansas City	H	0-2

ATHLETICS CAREER GAMES PLAYED LEADERS

FRANCHISE LEADERS

Catcher

Mickey Cochrane.....	1148
Cy Perkins.....	1095
Terry Steinbach.....	1050
Frank Hayes.....	959
Kurt Suzuki.....	684
Ossee Schreckengost... 597	
Ramon Hernandez.....	591
Mike Heath.....	537
Mike Powers.....	518
Joe Astroth.....	511

First Base

Harry Davis.....	1390
Mark McGwire.....	1251
Jimmie Foxx.....	1020
Stuffy McInnis.....	956
Dick Siebert.....	940
Ferris Fain.....	830
Jason Giambi.....	728
Matt Olson.....	548
Joe Hauser.....	539
Daric Barton.....	534

Second Base

Dick Green.....	1158
Max Bishop.....	1139
Mark Ellis.....	1021
Eddie Collins.....	996
Danny Murphy.....	810
Pete Suder.....	805
Jimmy Dykes.....	676
Jerry Lumpe.....	653
Tony Phillips.....	529
Mike Gallego.....	452

Third Base

Sal Bando.....	1446
Eric Chavez.....	1233
Carney Lansford.....	1096
Frank Baker.....	896
Jimmy Dykes.....	791
Wayne Gross.....	719
Ed Charles.....	695
Lave Cross.....	675
Sammy Hale.....	641
Hank Majeski.....	583

Shortstop

Bert Campaneris.....	1702
Chick Galloway.....	971
Miguel Tejada.....	935
Eddie Joost.....	907
Joe DeMaestri.....	890
Jack Barry.....	877
Marcus Semien.....	769
Mike Bordick.....	715
Monte Cross.....	711
Bobby Crosby.....	582

Outfield

Rickey Henderson.....	1592
Bob Johnson.....	1399
Al Simmons.....	1256
Bing Miller.....	1230
Sam Chapman.....	1230
Reggie Jackson.....	1196
Dwayne Murphy.....	1177
Elmer Valo.....	1168
Topsy Hartsel.....	1110
Rube Oldring.....	1061

Designated Hitter

Dave Kingman.....	428
Chris Davis.....	397
Mitchell Page.....	355
Jack Cust.....	303
Erubiel Durazo.....	292
Harold Baines.....	271
Billy Williams.....	251
Geronimo Berroa.....	234
Dave Parker.....	201
Jose Canseco.....	196

Pitcher

Dennis Eckersley.....	525
Eddie Plank.....	524
Rollie Fingers.....	502
Eddie Rommel.....	500
Paul Lindblad.....	479
Rube Walberg.....	412
Lefty Grove.....	402
Rick Honeycutt.....	387
Chief Bender.....	385
Jim Hunter.....	363

OAKLAND LEADERS

Catcher

Terry Steinbach.....	1050
Kurt Suzuki.....	684
Ramon Hernandez.....	591
Mike Heath.....	537
Gene Tenace.....	446
Jeff Newman.....	438
Dave Duncan.....	423
Jason Kendall.....	368
Stephen Vogt.....	334
Jim Essian.....	316

First Base

Mark McGwire.....	1251
Jason Giambi.....	728
Matt Olson.....	548
Daric Barton.....	534
Scott Hatteberg.....	420
Bruce Bochte.....	387
Gene Tenace.....	385
Dave Revering.....	337
Dan Johnson.....	283
Danny Cater.....	253

Second Base

Mark Ellis.....	1021
Dick Green.....	721
Tony Phillips.....	529
Mike Gallego.....	452
Jed Lowrie.....	451
Brent Gates.....	397
Eric Sogard.....	323
Phil Garner.....	322
Scott Spiezio.....	300
Tony Kemp.....	278

Third Base

Sal Bando.....	1395
Eric Chavez.....	1233
Carney Lansford.....	1096
Wayne Gross.....	719
Matt Chapman.....	571
Scott Brosius.....	398
Josh Donaldson.....	376
Jack Hannahan.....	218
Craig Paquette.....	193
Kevin Kouzmanoff.....	188

Shortstop

Bert Campaneris.....	1272
Miguel Tejada.....	935
Marcus Semien.....	769
Mike Bordick.....	715
Bobby Crosby.....	582
Walt Weiss.....	522
Cliff Pennington.....	466
Alfredo Griffin.....	461
Rob Picciolo.....	452
Mario Guerrero.....	301

Outfield

Rickey Henderson.....	1592
Dwayne Murphy.....	1177
Reggie Jackson.....	1162
Jose Canseco.....	851
Joe Rudi.....	846
Mike Davis.....	695
Tony Armas.....	679
Coco Crisp.....	665
Dave Henderson.....	636
Bill North.....	627

Designated Hitter

Dave Kingman.....	428
Chris Davis.....	397
Mitchell Page.....	355
Jack Cust.....	303
Erubiel Durazo.....	292
Harold Baines.....	271
Billy Williams.....	251
Geronimo Berroa.....	234
Dave Parker.....	201
Jose Canseco.....	196

Pitcher

Dennis Eckersley.....	525
Rollie Fingers.....	502
Paul Lindblad.....	391
Rick Honeycutt.....	387
Buddy Groom.....	301
Jerry Blevins.....	281
Gene Nelson.....	281
Bill Taylor.....	281
Vida Blue.....	273
Jim Hunter.....	266

OAKLAND A'S CONSECUTIVE GAMES PLAYED

594	Miguel Tejada (June 2, 2000-September 28, 2003)
456	Terrence Long (July 13, 2000-June 4, 2003)
347	Alfredo Griffin (April 9, 1985-April 30, 1987)
276	Marcus Semien (June 28, 2018-August 29, 2020)
203	Danny Cater (July 7, 1968-August 24, 1969)

199	Sal Bando (August 27, 1968-April 14, 1970)
198	Tony Armas (July 11, 1980-April 16, 1982)
176	Sal Bando (June 13, 1970-June 27, 1971)
169	Sal Bando (April 6, 1973-April 14, 1974)
169	Gene Tenace (May 25, 1973-May 31, 1974)

OAKLAND ATHLETICS STEALS OF HOME

1968	Sal Bando vs. Detroit, May 26 Danny Cater vs. Chicago, September 24 Danny Cater vs. Minnesota, September 28	1984	Carney Lansford vs. Kansas City, June 18
1969	Danny Cater vs. Seattle, May 4	1985	Rob Picciolo at Boston, May 11 Mike Davis at Chicago, June 20 Donnie Hill vs. Cleveland, June 21 Mike Gallego at Chicago, September 21
1974	Angel Mangual vs. Detroit, May 27	1986	Alfredo Griffin at Seattle, April 18 Carney Lansford at Milwaukee, May 1 Dwayne Murphy at Milwaukee, July 6
1976	Claudell Washington vs. Minnesota, September 15	1987	Reggie Jackson at Seattle, April 18
1978	Taylor Duncan vs. Kansas City, July 2 (Game 1)	1989	Mike Gallego vs. California, April 22
1979	Wayne Gross at Seattle, April 11	1991	Jose Canseco at Minnesota, April 23 Mike Gallego at Seattle, August 15 Scott Brosius at Kansas City, October 2
1980	Rickey Henderson vs. California, April 20 Wayne Gross vs. Detroit, May 3 Dwayne Murphy vs. Detroit, May 3 Dwayne Murphy vs. Kansas City, May 28 Wayne Gross vs. Kansas City, May 28 Jeff Cox at Chicago, July 4 Rickey Henderson vs. Cleveland, July 19	1992	Mike Bordick vs. Kansas City, April 6 Carney Lansford vs. Detroit, July 19
1981	Dave McKay vs. Toronto, September 30	1997	Jose Canseco at Texas, May 22
1982	Davey Lopes at Seattle, April 17 Dave McKay vs. Cleveland, May 8 Rickey Henderson at Chicago, June 8 Rickey Henderson at California, July 26 Jeff Burroughs vs. Boston, August 20	1998	Miguel Tejada vs. Tampa Bay, September 6
1983	Bill Almon vs. Milwaukee, May 24 Mike Heath at Chicago, September 7 Mike Davis vs. Toronto, September 25	2000	Jason Giambi at Los Angeles (NL), June 11 Eric Chavez at Toronto, September 1
		2006	Jay Payton at Baltimore, July 17
		2008	Bobby Crosby at Texas, May 11 Carlos Gonzalez vs. Florida, June 22
		2017	Mark Canha at Los Angeles (AL), August 5
		2018	Mark Canha vs. Toronto, July 31

OAKLAND ATHLETICS DOUBLEHEADERS

Team	Home W-L-S	Road W-L-S	Totals W-L-S	Last Doubleheader	Result
Baltimore	5-1-0	3-3-6	8-4-6	September 23, 1999 at Baltimore	W, 9-6; L, 4-12
Boston	1-1-2	0-1-1	1-2-3	August 20, 1997 at Oakland	L, 5-7; L, 4-5 (13)
Chicago	6-6-4	5-6-6	11-12-10	June 22, 2018 at Chicago	W, 11-2; L, 4-6
Cleveland	2-0-5	4-5-6	6-5-11	September 14, 1996 at Cleveland	L, 2-9; L, 8-9
Detroit	3-0-4	1-1-6	4-1-9	July 21, 2022 at Oakland	L, 2-7; W, 5-0
Houston	1-0-1	0-1-0	1-1-1	September 8, 2020 at Oakland	W, 4-2 (7); L, 4-5 (7)
Kansas City	4-1-7	3-5-4	7-6-11	September 4, 2008 at Kansas City	L, 4-5 (10); L, 6-9
Los Angeles (AL)	4-0-7	1-1-2	5-1-9	July 16, 2011 at Oakland	L, 2-4; W, 4-3 (10)
Milwaukee	2-0-4	3-1-4	5-1-8	August 10, 1997 at Oakland	W, 4-3; L, 5-9
Minnesota	5-4-3	3-10-10	8-14-13	April 20, 2021 at Oakland	W, 7-0 (7); W, 1-0 (7)
New York	0-3-1	2-0-7	2-3-8	August 4, 1998 at Oakland	L, 4-10; L, 5-10
Philadelphia	0-0-0	0-1-0	0-1-0	June 8, 2003 at Philadelphia	L, 1-7; L, 3-8
Seattle	2-1-5	0-0-1	2-1-6	September 26, 2020 at Oakland	L, 1-5 (8); L, 3-12 (7)
Tampa Bay	0-0-0	0-0-1	0-0-1	June 10, 2017 at Tampa Bay	L, 5-6 (10); W, 7-2
Texas	2-3-9	2-3-6	4-6-15	September 12, 2020 at Texas	L, 2-5 (7); W, 10-1 (7)
Toronto	1-0-2	1-1-1	2-1-3	July 8, 1995 at Oakland	L, 6-9; W, 6-3
Totals	38-20-54	28-39-61	66-59-115		

OAKLAND ATHLETICS DAY/NIGHT DOUBLEHEADERS

Date	Opponent	Site	Day Game	Night Game
August 10, 1971	Boston	Fenway Park	W, 6-5	W, 7-5
July 22, 1972	Boston	Fenway Park	W, 5-3	L, 0-3
July 17, 2000	Colorado	Coors Field	W, 11-10	L, 9-10 (10 inn.)
September 20, 2000	Baltimore	Camden Yards	L, 0-2	W, 4-0
August 27, 2011	Boston	Fenway Park	L, 3-9	L, 0-4
April 2, 2014	Cleveland	O.co Coliseum	W, 6-1	L, 4-6
May 7, 2016	Baltimore	Camden Yards	W, 8-4	L, 2-5
June 8, 2019	Texas	Globe Life Park	L, 5-10	L, 1-3
May 14, 2022	Los Angeles (AL)	Coliseum	W, 4-3	L, 1-9

ATHLETICS TRIPLE PLAYS

TURNED (21; PHILADELPHIA 12, KANSAS CITY 1, OAKLAND 8)

Date	Opponent	Fielders	Batter
Sept. 22, 1906	at St. Louis	Shean to Nichols to Davis	Bobby Wallace
April 28, 1908	vs. Washington	Davis to Murphy to Nichols	Jim Delahanty
July 30, 1909	vs. Cleveland	Collins to Baker to Davis	George Stovall
May 16, 1913	at Cleveland	Barry to Thomas to Baker to Houck to Barry to Collins to Baker to Oldring	Ivy Olson
July 28, 1914	at Detroit	Walsh to Bush to Collins to McInnis to Schang	Bobby Veach
May 10, 1919	at Boston	Dykes to Galloway to Griffin	Eddie Foster
Aug. 5, 1922	at St. Louis	Galloway to Young to Hauser	George Sisler
Aug. 4, 1923	vs. Detroit	Galloway to Scheer to Hauser	Ty Cobb
Sept. 16, 1926	at St. Louis	Gray to Wambsganns to Poole	George Sisler
Sept. 5, 1927	vs. Washington	Boley to Bishop to Dykes	Ossie Bluege
Sept. 25, 1946	vs. Washington	Richmond to Grimes to Astroth to Richmond to Wallaesa	Cecil Travis
May 8, 1948	vs. Chicago	Suder to Joost to Fain	Taffy Wright
Sept. 4, 1966	vs. Boston	Campaneris to Green to Talton to Roof	Tony Conigliaro
May 7, 1979	at Baltimore	Gross to Klutts to Revering	Gary Roenicke
June 19, 1979	vs. Kansas City	Gross to Edwards to Revering	Al Cowens
June 23, 1979	vs. Texas	Gross to Armas to Chalk to Armas	John Grubb
April 27, 1981	vs. California	Picciolo to Revering	Don Baylor
July 18, 1983	vs. Detroit	Peters to Phillips to Almon to Gross	John Wockenfuss
April 7, 1996	vs. Detroit at Las Vegas	Young to Gates to Giambi to Steinbach	Bobby Higginson
May 29, 2000	at New York	Velarde unassisted	Shane Spencer
August 21, 2012	vs. Minnesota	Donaldson to Rosales to Carter	Trevor Plouffe

GROUNDED INTO (35; PHILADELPHIA 23, KANSAS CITY 3, OAKLAND 9)

Date	Opponent	Batter	Date	Opponent	Batter
June 24, 1902	at Baltimore	Topsy Hartsel	September 20, 1936	vs. Boston	Chubby Dean
May 5, 1903	at New York	Harry Davis	April 26, 1937	at New York	Chubby Dean
August 18, 1903	at St. Louis	Lave Cross	May 11, 1938	vs. St. Louis	Wally Moses
May 19, 1911	at Detroit	Harry Davis	June 11, 1946	vs. Chicago	Irv Hall
July 16, 1911	at St. Louis	Amos Strunk	August 14, 1951	vs. Boston	Hank Majeski
August 11, 1912	at Chicago	Jack Coombs	August 3, 1955	vs. Baltimore	Art Ceccarelli
April 29, 1914	vs. Washington	Jack Barry	May 16, 1957	at New York	Alex Kellner
May 8, 1914	at Washington	Jack Lapp	July 23, 1960	at Washington	Whitey Herzog
July 24, 1915	at Cleveland	Nap Lajoie	June 23, 1968	vs. Washington	Dave Duncan
August 23, 1917	at Detroit	Stuffy McInnis	July 7, 1973	at Baltimore	Gene Tenace
September 5, 1919	vs. Boston	Terry Turner	August 8, 1977	at Texas	Manny Sanguillen
August 25, 1925	at Cleveland	Chick Galloway	August 12, 1986	vs. Seattle	Carney Lansford
June 24, 1926	vs. Washington	Max Bishop	August 8, 1990	vs. Baltimore	Willie Randolph
April 26, 1929	vs. New York	Sammy Hale	May 14, 1994	at Kansas City	Geronimo Berroa
September 21, 1931	vs. Detroit	Jimmie Dykes	April 22, 2010	vs. New York (AL)	Kurt Suzuki
June 19, 1932	at St. Louis	Mule Haas	August 9, 2010	at Seattle	Mark Ellis
July 21, 1934	at Detroit	Charlie Berry	June 20, 2021	at New York (AL)	Sean Murphy
April 27, 1935	vs. New York	Jimmie Foxx			

OAKLAND ATHLETICS HOMESTANDS AND ROAD TRIPS

MOST WINS, HOMESTAND

W	Year	Dates	Opponents
11	2004	June 1-13	Chi. 2, Tor. 4, Cin. 3, Pit. 3
10	1999	July 30-Aug. 11	T.B. 3, Bal. 3, Chi. (AL) 4, N.Y. (AL) 3
10	1990	July 12-26	Mil. 4, Cle. 4, Tor. 3, Cal. 4
10	1989	July 20-Aug. 3	Bal. 4, Cal. 3, Sea. 3, Chi. 4
10	1986	July 18-31	Mil. 4, Bos. 3, Tor. 3, Cal. 4
9*	2003	June 10-22	Atl. 3, Mon. 3, Tex. 3, S.F. 3

*10 times total; most recent is listed

HIGHEST WINNING PERCENTAGE, HOMESTAND (MIN. 6 GAMES)

W-L	Year	Dates	Opponents
7-0	2021	April 15-21	Det. 4, Min. 3
7-0	2004	Aug. 23-29	Bal. 4, T.B. 3
7-0	2001	Sept. 3-10	Bal. 3, T.B. 3, Tex. 1
7-0	1992	Sept. 10-16	Sea. 4, Min. 3
*6-0	2020	Aug. 4-9	Tex. 3, Hou. 3

*9 times total; most recent is listed

MOST LOSSES, HOMESTAND

W	Year	Dates	Opponents
10	1977	July 26-Aug. 7	Cal. 3, N.Y. 3, Bal. 2, Bos. 4
9	2022	May 26-June 5	Tex. 3, Hou. 3, Bos. 3
9	1979	July 6-15	N.Y. 4, Bal. 3, Bos. 3
8	2023	Sept. 15-24	S.D. 3, Sea. 3, Det. 4
8	2005	Aug. 9-21	L.A. (AL) 3, Min. 3, Bal. 3, K.C. 3
8	2001	April 6-15	Ana. 3, Sea. 3, Tex. 3
8	1997	July 10-20	Ana. 4, Sea. 2, K.C. 2, Min. 3
8	1993	Aug. 27-Sept. 5	Det. 3, Tor. 3, Bal. 3
8	1982	June 15-23	Chi. 3, Tor. 3, K.C. 3
8	1968	Aug. 12-25	Bal. 3, N.Y. 4, Was. 3, Cal. 4

LOWEST WINNING PERCENTAGE, HOMESTAND (MIN. 6 GAMES)

W-L	Year	Dates	Opponents
0-6	2023	April 14-19	N.Y. (NL) 3, Chi. (NL) 3
0-6	2022	April 29-May 4	Cle. 3, T.B. 3
1-9	2022	May 26-June 5	Tex. 4, Hou. 3, Bos. 3
1-9	1979	July 6-15	N.Y. 4, Bal. 3, Bos. 3
1-8	2001	April 6-15	Ana. 3, Sea. 3, Tex. 3
1-8	1993	Aug. 27-Sept. 5	Det. 3, Tor. 3, Bal. 3
1-8	1982	June 15-23	Chi. 3, Tor. 3, K.C. 3
1-7	1978	Aug. 15-23	N.Y. 2, Bos. 3, Bal. 3
1-6	2021	April 1-7	Hou. 4, L.A. (NL) 3
1-6	1994	April 27-May 4	Bos. 2, N.Y. 3, Bal. 2

MOST WINS, ROAD TRIP

W	Year	Dates	Opponents
11	1972	May 29-June 11	Tex. 4, Bal. 4, Cle. 3, Det. 4
10	2002	Aug. 19-28	Cle. 4, Det. 3, K.C. 3
10	1988	April 21-May 3	Chi. 4, Tor. 3, Cle. 2, Det. 2
10	1971	April 12-22	Mil. 2, Min. 2, Chi. 4, Cal. 3
9	2002	June 14-27	S.F. 3, Pit. 3, Cin. 3, Sea. 3
9	1984	June 25-July 8	K.C. 4, Tor. 4, Bos. 3, Mil. 5
9	1973	Aug. 3-16	Cal. 3, Det. 3, N.Y. 3, Bos. 3
9	1969	June 6-18	Det. 2, Was. 3, Bos. 3, K.C. 4
8*	2018	June 19-28	S.D. 2, Chi. (AL) 4, Det. 4

*10 times total; most recent is listed

HIGHEST WINNING PERCENTAGE, ROAD TRIP (MIN. 6 GAMES)

W-L	Year	Dates	Opponents
10-0	2002	Aug. 19-28	Cle. 4, Det. 3, K.C. 3
8-0	1981	April 9-16	Min. 4, Cal. 4
6-0	2013	April 5-11	Hou. 3, L.A. 3
10-1	1988	April 21-May 3	Chi. 4, Tor. 3, Cle. 2, Det. 2
10-1	1971	April 12-22	Mil. 2, Min. 2, Chi. 4, Cal. 3
8-1	1990	Sept. 3-12	Bos. 3, N.Y. 3, Sea. 3
6-1*	2019	Sept. 9-15	Hou. 4, Tex. 3

*10 times total; road trip listed is most recent

MOST LOSSES, ROAD TRIP

W	Year	Dates	Opponents
11	1993	July 15-29	N.Y. 4, Cle. 3, Bos. 4, Cal. 4
11	1978	June 12-25	N.Y. 2, Bos. 2, Bal. 3, Tex. 3, K.C. 4
10	1999	June 15-27	Cle. 3, Det. 4, Tex. 3, Ana. 3
10	1997	April 29-May 11	Cle. 3, Bal. 3, Mil. 3, Chi. (AL) 4
10	1983	June 14-26	Tor. 3, Chi. 3, K.C. 3, Tex. 4
10	1982	July 15-28	N.Y. 4, Cle. 3, Bal. 3, Cal. 3
10	1968	June 24-July 7	Cal. 3, N.Y. 4, Bos. 4, Det. 4
9*	2011	June 3-12	Bos. 3, Bal. 3, Chi. (AL) 4

*5 times total; most recent is listed

LOWEST WINNING PERCENTAGE, ROAD TRIP (MIN. 6 GAMES)

W-L	Year	Dates	Opponents
0-9	1995	Sept. 22-Oct. 1	Sea. 3, Tex. 2, Cal. 4
0-8	1994	April 19-26	Bos. 3, N.Y. 3, Bal. 2
0-8	1976	May 17-23	Min. 2, K.C. 2, Chi. 4
0-7	2023	May 19-25	Hou. 3, Sea. 4
0-7	2015	Aug. 11-17	Tor. 3, Bal. 4
0-7	1998	July 21-27	Bal. 3, T.B. 4
0-7	1986	June 5-11	Chi. 4, Cle. 3
0-7	1979	June 11-17	Det. 2, Cle. 2, Tor. 3
0-6*	2017	Aug. 28-Sept. 3	L.A. (AL) 3, Sea. 3

*4 times total; most recent is listed

LONGEST GAMES IN ATHLETICS HISTORY

FRANCHISE

Innings	Opponent	Date	Score
24	at Boston	Sept. 1, 1906	W, 4-1
24	Detroit	July 21, 1945	T, 1-1
21	at Washington	June 4, 1971	W, 5-3
20	at Boston	July 4, 1905 (G#2)	W, 4-2
20	California	July 9, 1971	W, 1-0
19	Washington	Sept. 27, 1912	L, 4-5
19	at Detroit	June 17, 1967 (G#2)	W, 6-5

Innings	Opponent	Date	Score
19	Chicago	Aug. 10-11, 1972	W, 5-3
19	Los Angeles (AL)	April 29, 2013	W, 10-8
18	at Cleveland	July 10, 1932	W, 18-17
18	Baltimore	Aug. 24, 1969	W, 9-8
18	Minnesota	Sept. 6, 1969	L, 6-8
18	at Minnesota	August 8, 2004	W, 6-5
18	New York (AL)	June 13, 2013	W, 3-2

OAKLAND

Innings	Opponent	Date	Score
21	at Washington	June 4, 1971	W, 5-3
20	California	July 9, 1971	W, 1-0
19	Chicago	Aug. 10-11, 1972	W, 5-3
19	Los Angeles (AL)	April 29, 2013	W, 10-8
18	Baltimore	Aug. 24, 1969	W, 9-8
18	Minnesota	Sept. 6, 1969	L, 6-8
18	at Minnesota	August 8, 2004	W, 6-5
18	New York (AL)	June 13, 2013	W, 3-2
17	Milwaukee	May 23, 1983	W, 5-4

Innings	Opponent	Date	Score
17	Los Angeles (NL)	June 17, 2006	W, 5-4
16	California	Apr. 8, 1982	L, 6-8
16	Seattle (1)	Apr. 11, 1982	L, 3-6
16	Minnesota	Apr. 20, 1982	W, 4-3
16	Chicago	June 10, 1983	W, 2-1
16	at Toronto	July 3, 1988	W, 9-8
16	at Cleveland	July 4, 1988	W, 4-2
16	at New York (AL)	August 9, 2002	W, 3-2
16	at Cleveland	August 31, 2011	L, 3-4

GAME TIMES

LONGEST GAMES IN ATHLETICS HISTORY

Time	Opponent	W-L	Date
6:32	Los Angeles-AL (19)	W, 10-8	April 29, 2013
6:00	at New York-AL (16)	W, 3-2	Aug. 9, 2002
5:48	Chicago-AL (14)	W, 12-11	April 18, 2018
5:43	at New York-AL (14)	L, 9-10	Sept. 22, 2012
5:40	at Detroit (19) (G#2)	W, 6-5	June 17, 1967
5:35	New York-AL (18)	W, 3-2	June 13, 2013

Time	Opponent	W-L	Date
5:31	California (16)	L, 8-6	Apr. 8, 1982
5:31	Chicago (19) *	W, 5-3	Aug. 10, 1972
5:19	Texas (15)	L, 4-16	July 3, 1983
5:19	at Washington (21)	W, 5-3	June 4, 1971

* Suspended game; completed on August 11, 1972

LONGEST NINE-INNING GAMES IN ATHLETICS HISTORY

Time	Opponent	W-L	Date
4:31	at New York (AL)	L, 9-22	Aug. 25, 2011
4:15	San Francisco	L, 8-9	June 23, 2012
4:15	at Tampa Bay	W, 13-9	May 31, 2002
4:13	at Los Angeles (AL)	L, 9-10	June 5, 2019
4:12	at Los Angeles (AL)	W, 11-10	August 6, 2017

Time	Opponent	W-L	Date
4:09	at Texas	W, 9-8	Sept. 13, 2013
4:09	Detroit	W, 12-7	Apr. 7, 1993
4:08	at Texas	L, 9-12	Sept. 9, 2007
4:06	at Houston	W, 12-5	April 25, 2014
4:06	at New York (AL)	L, 17-13	Apr. 10, 1998

QUICKEST NINE-INNING GAMES IN ATHLETICS HISTORY (SINCE 1920)

Time	Opponent	W-L	Date
1:05	Cleveland (G#2)	W, 2-0	Aug. 7, 1925
1:06	New York	L, 0-3	Sept. 27, 1920
1:11	New York	L, 0-2	May 6, 1922
1:12	at Washington	L, 1-4	June 26, 1928
1:12	St. Louis	W, 2-1	May 26, 1924
1:12	at Boston (G#2)	W, 3-0	Sept. 7, 1922

Time	Opponent	W-L	Date
1:12	St. Louis	W, 4-2	Aug. 5, 1921
1:13	at Cleveland	L, 0-2	May 13, 1928
1:13	St. Louis	W, 3-1	Sept. 20, 1921
1:14	three times, last: at Boston	W, 5-3	Sept. 6, 1931

QUICKEST NINE-INNING GAMES IN OAKLAND HISTORY

Time	Opponent	W-L	Date
1:35	Kansas City	W, 2-1	Sept. 28, 1971
1:37	New York	L, 3-0	May 10, 1975
1:39	Texas	W, 4-1	May 22, 1973
1:39	Boston	W, 3-2	Aug. 8, 1975
1:42	at New York	W, 6-0	May 31, 1973

Time	Opponent	W-L	Date
1:43	Cleveland	W, 3-1	May 3, 1974
1:43	at Texas (1)	W, 1-0	Sept. 15, 1978
1:43	at Minnesota	L, 1-0	Aug. 12, 1979
1:44	Detroit	W, 4-0	June 8, 1975
1:44	Texas	W, 1-0	July 30, 1975

HIGH SCORING GAMES IN ATHLETICS HISTORY

FRANCHISE

A'S

Score	Opponent	Date
24-6	at Boston	May 1, 1929
24-2	Detroit	May 18, 1912
23-2	Texas	Sept. 30, 2000
22-9	at Boston	July 8, 1902
21-7	at Houston	Sept. 10, 2019
21-3	Los Angeles (AL)	Sept. 20, 2018
21-3	at Kansas City	June 18, 2000
21-7	at Boston	June 14, 1969
21-3	Cleveland	July 25, 1929
21-5	Chicago	Aug. 9, 1923
21-8	Detroit	Sept. 23, 1913
20	three times, last: Boston (20-2)	Aug. 31, 2012

OPPONENTS

Score	Opponent	Date
29-6	Chicago	April 23, 1955
25-2	New York	May 24, 1936
25-7	at Cleveland	May 11, 1930
23-2	New York	June 28, 1939 (2nd Game)
23-12	Boston	May 2, 1901
22-9	at New York (AL)	Aug. 25, 2011
22-14	Boston	June 29, 1950
21	six times, last: New York (21-7)	Aug. 19, 1962

Note: The A's have allowed 20 or more runs in a game 22 times.

OAKLAND

A'S

Score	Opponent	Date
23-2	Texas	Sept. 30, 2000
21-7	at Houston	Sept. 10, 2019
21-3	Los Angeles (AL)	Sept. 20, 2018
21-3	at Kansas City	June 18, 2000
21-7	at Boston	June 14, 1969
20-2	Boston	Aug. 31, 2012
19-4	at Kansas City	Aug. 26, 2019
19-5	Texas	Sept. 29, 1991
19-5	at New York	Aug. 29, 1989
19-3	at Milwaukee	May 15, 1985

OPPONENTS

Score	Opponent	Date
22-9	at New York	Aug. 25, 2011
20-4	at Detroit	Apr. 13, 1993
20-6	Cleveland	May 4, 1991
20-11	at Minnesota	Apr. 27, 1980
18-3	at Texas	April 22, 2023
18-2	at Baltimore	Aug. 16, 2015
18-3	at Colorado	July 18, 2000
18-2	San Francisco	June 4, 2000
18-2	New York	Aug. 26, 1997
18-5	Baltimore	Aug. 15, 1996
18-11	at Toronto	July 29, 1995

RECENT QUICKEST GAMES

The last time the A's played a nine-inning game in under 2:00 was on July 8, 2008 vs. Seattle in Oakland (1:49). The fastest nine-inning A's games since then are:

Time	Opponent	W-L	Date
2:00	at Seattle	L, 2-3	May 25, 2023
2:02	at San Francisco	L, 0-3	June 12, 2009
2:04	Texas	W, 2-0	June 6, 2012
2:05	at Los Angeles (AL)	L, 0-4	May 14, 2010
2:05	Seattle	W, 2-0	Sept. 19, 2008

Time	Opponent	W-L	Date
2:06	Los Angeles (AL)	W, 6-2	April 28, 2015
2:06	at Kansas City	L, 0-3	Aug. 13, 2014
2:06	at Los Angeles (AL)	L, 0-4	May 16, 2010
2:07	Tampa Bay	W, 4-0	May 9, 2010
2:07	New York (AL)	W, 4-2	April 22, 2010

ATHLETICS AT THE ALL-STAR BREAK

Year	Record	Pos.	GB/GA	Leader	Year	Record	Pos.	GB/GA	Leader
1933	37-36	3	-10½	Washington	1981	37-23*	1	+1½	Oakland
1934	30-45	7	-17	New York	1982	38-50	6	-12	California
1935	29-39	6	-14½	New York	1983	37-43	5	-8	Texas
1936	24-48	t7	-26	New York	1984	43-45	4	-3	Chicago
1937	20-44	8	-23	New York	1985	46-41	2	-6	California
1938	27-38	7	-13½	Cleveland	1986	34-56	7	-15½	California
1939	28-46	7	-24½	New York	1987	46-41	t2	-2	Minnesota
1940	29-43	7	-15½	Detroit	1988	54-34	1	+5½	Oakland
1941	34-40	6	-14	New York	1989	52-36	2	-1½	California
1942	33-51	7	-21	New York	1990	51-31	1	+1	Oakland
1943	34-44	8	-11½	New York	1991	44-38	5	-2½	Texas
1944	35-42	8	-9	St. Louis	1992	51-36	2	-2	Minnesota
1945	—	—	—	—	1993	38-46	6	-6	Chicago
1946	22-51	8	-30	Boston	1994	39-48	2	-3	Texas
1947	36-36	4	-10½	New York	1995	36-35	3	-4	California/Texas
1948	48-32	2	-½	Cleveland	1996	43-45	t3	-8½	Texas
1949	44-35	3	-7	New York	1997	37-52	4	-13	Seattle
1950	27-49	t7	-22½	Detroit	1998	41-45	3	-8	Anaheim
1951	29-48	7	-19½	Chicago	1999	43-44	2	-5	Texas
1952	31-37	6	-11	New York	2000	48-38	3	-3	Seattle
1953	34-51	6	-23½	New York	2001	44-43	2	-19	Seattle
1954	30-49	7	-24	Cleveland	2002	50-38	3	-5	Seattle
1955	39-46	6	-18	New York	2003	54-39	2	-4	Seattle
1956	31-50	7	-22½	New York	2004	47-39	2	-2	Texas
1957	29-47	7	-21½	New York	2005	44-43	3	-7½	Los Angeles
1958	38-37	t2	-11	New York	2006	45-43	t1	—	Oakland/Texas
1959	33-43	7	-11	Cleveland	2007	44-44	3	-9	Los Angeles
1960	29-48	8	-17	New York	2008	51-44	2	-6	Los Angeles
1961	31-52	10	-23	Detroit	2009	37-49	4	-12	Los Angeles
1962	40-45	9	-9	New York	2010	43-46	3	-7½	Texas
1963	36-46	8	-14½	New York	2011	39-53	4	-12	Texas
1964	31-47	9	-18	Baltimore	2012	43-43	3	-9	Texas
1965	23-54	10	-27½	Minnesota	2013	56-39	1	+2	Oakland
1966	39-46	6	-19	Baltimore	2014	59-36	1	+1½	Oakland
1967	35-49	10	-14	Chicago	2015	41-50	5	-8½	Los Angeles
1968	39-43	6	-15½	Detroit	2016	38-51	4	-15½	Texas
1969	53-39	2	-4	Minnesota	2017	39-50	5	-21	Houston
1970	47-40	3	-9½	Minnesota	2018	55-42	3	-8	Houston
1971	56-31	1	+11½	Oakland	2019	51-41	2	-7	Houston
1972	56-35	1	+6½	Oakland	2020	—	—	—	—
1973	56-42	1	+2½	Oakland	2021	52-40	2	-3½	Houston
1974	55-41	1	+5	Oakland	2022	32-61	5	-28	Houston
1975	55-32	1	+8½	Oakland	2023	25-67	5	-27½	Texas
1976	44-41	3	-8½	Kansas City					
1977	39-51	6	-15	Chicago					
1978	43-44	4	-3½	California					
1979	25-69	7	-30½	California					
1980	36-45	4	-11½	Kansas City					

* Strike Break

Note: In seasons with more than one All-Star Game, record is before first game

BIGGEST COMEBACKS AND BLOWN LEADS

BIGGEST COME-FROM-BEHIND VICTORIES IN OAKLAND HISTORY

Deficit	Score	Inn.	Opponent	Date	Final Score
10	2-12	B3	Minnesota	July 20, 2009	14-13
8	0-8	B2	Kansas City	June 18, 1993	10-9
8	0-8	T3	at Toronto	August 21, 2006	12-10
8	2-10	T7	at Texas	July 24, 2018	13-10 (10)
7	1-8	T6	at Chicago	May 22, 1970	9-8
7	0-7	B5	Minnesota	Sept. 28, 1972	8-7
7	0-7	T3	at California	July 30, 1983 (1)	13-8
7	1-8	T6	at Chicago	May 21, 1993	12-11
7	0-7	B3	Boston	May 3, 1999	12-11 (10)
7	1-8	B3	Baltimore	June 19, 2000	13-12 (10)
7	0-7	B5	Detroit	Sept. 2, 2007	8-7 (10)
7	2-9	T5	at Los Angeles (AL)	Sept. 26, 2009	15-10

Notes: The all-time Athletics franchise record for biggest come-from-behind victory is also the Major League record, set by the Philadelphia A's on June 15, 1925 against Cleveland...the A's trailed by 12 runs in that game but scored 13 runs in the bottom of the eighth inning to win, 17-15...twice in Oakland history the A's have erased leads of eight or more runs, only to eventually lose the game...in the second game of a doubleheader at Toronto on Sept. 15, 1982, the A's trailed the Blue Jays 11-2 after six innings, but came back to tie the game at 11 before the Blue Jays scored one run in the bottom of the ninth for the 12-11 victory...on April 14, 2001, the A's trailed the Texas Rangers, 8-0 heading into the bottom of the fourth inning and tied the game at eight before the Rangers scored one in the top of the ninth for the 9-8 victory.

LARGEST LEADS SURRENDERED IN OAKLAND LOSSES

Lead	Score	Inn.	Opponent	Date	Final Score
8	15-7	B7	at Texas	May 5, 2000	16-17
7	7-0	T5	Kansas City	Sept. 6, 1978	8-11 (12)
7	7-0	B6	at Texas	May 25, 2006	7-8
6*	6-0	B3	at Kansas City	Sept. 14, 2021	7-10

*19 times total; game listed is most recent

Notes: The A's blew an 11-0 lead to Kansas City on Sept. 4, 2002, but won the game 12-11 on a pinch hit, game-ending home run by Scott Hatteberg in the bottom of the ninth inning...the win gave the A's their American League-record 20th consecutive victory...three other times in Oakland history the A's have blown seven-run leads only to win the game...the last time was on April 24, 1997 vs. Minnesota, when the A's led 8-1 after four innings and fell behind 11-8 before tying the game in the bottom of the ninth...the A's eventually won in 11 innings, 12-11...the Athletics franchise record was set on June 17, 1936 when the Philadelphia A's led the St. Louis Browns 13-2 entering the bottom of the sixth inning...the Browns scored once in the bottom of the sixth, three times in the seventh, seven times in the eighth and once in the ninth for a 14-13 win.

ATHLETICS BIGGEST COMEBACK

On July 20, 2009, the A's set an Oakland record by overcoming a 10-run deficit to win. Trailing Minnesota 12-2 entering the bottom of the third inning, the A's scored three times in the third, twice in the fourth and seven times in the seventh to win 14-13. The all-time Athletics record is also the Major League record, set by the Philadelphia A's on June 15, 1925 against Cleveland. The A's trailed by 12 runs in that game and scored 13 times in the bottom of the eighth to win 17-15. The A's largest comeback in a postseason game was in Game 4 of the 1929 World Series against the Cubs. Philadelphia trailed 8-0 entering the bottom of the seventh and scored 10 times in the inning for a 10-8 victory. The largest postseason comeback in Oakland history was in Game 3 of the 1988 ALCS against Boston. The A's trailed 5-0 entering the bottom of the second but scored four times in the second, twice in the third, once each in the fifth and seventh and twice more in the eighth for a 10-6 win.

THE LAST TIME IT HAPPENED

OAKLAND PITCHING – TEAM

No-Hitter: vs. Cincinnati, May 7, 2019 (Fiers)

One-Hitter: at Seattle, September 20, 2022 (Sears, Payamps, Puk, Cyr, Acevedo)

Two-Hitter: vs. New York (AL), August 27, 2022 (Oller, Acevedo, Puk, Payamps)

Back-to-Back Complete Games: at Chicago, July 31, 2010 (Braden) and Aug. 1 (Gonzalez); vs. Kansas City, Aug. 2 (Cahill)

Four Straight Complete Games: April 24-28, 1982 (at California; at California; at Baltimore DH)

Back-to-Back Shutouts: at Los Angeles (AL), July 29-30, 2021 (4-0, 2-0)

Back-to-Back Complete Game Shutouts: vs. Tampa Bay, Sept. 9 (Hudson) and Sept. 10 (Zito), 2000

Back-to-Back 10 Strikeout Games by Individuals: at Seattle, July 22 (Manaea, 13) and 23 (Montas, 10), 2021

OAKLAND PITCHING – INDIVIDUAL

No-Hitter: Mike Fiers vs. Cincinnati, May 7, 2019

One-Hitter: Cory Lidle at Cleveland, August 21, 2002

Two-Hitter: Chris Bassitt vs. Los Angeles (AL), May 27, 2021

10 or More Strikeouts: JP Sears (11) at Texas, April 21, 2023

12 or More Strikeouts: Frankie Montas (12) vs. Los Angeles (AL), May 15, 2022

13 or More Strikeouts: Sean Manaea (13) at Seattle, July 22, 2021

14 or More Strikeouts: Todd Stottlemire (15) vs. Kansas City, June 16, 1995

Back-to-Back Games, 10 or More Strikeouts: 2, Frankie Montas at Seattle, July 23 (10) and at Los Angeles (AL), July 29 (10), 2021

Four Strikeouts in One Inning: Ryan Dull vs. Chicago (AL), April 17, 2018 (8th)

Complete Game, ML Debut: Mike Morgan vs. Baltimore, June 11, 1978

Complete Game Shutout, ML Debut: Mike Norris vs. Chicago, Apr. 10, 1975

Back-to-Back Complete Games: Brandon McCarthy at Cleveland, August 29, 2011; vs. Seattle, September 3, 2011

Three Straight Complete Games: Mark Mulder vs. Minnesota, May 9; at Kansas City, May 15; vs. Kansas City, May 21, 2004

Back-to-Back Shutouts: Mark Mulder at Arizona, July 6, 2001; vs. Los Angeles, July 12, 2001

More Than 9 Innings Pitched: Todd Stottlemire (10.0) vs. Kansas City, June 16, 1995

Position Player Pitched: Jace Peterson at Detroit, July 6, 2023

Home Run by Pitcher: John “Blue Moon” Odom vs. California, Sept. 4, 1972 (G#1)

(Note: Ken Holtzman homered in Game 4 of the 1974 World Series, October 16, 1974)

OAKLAND HITTING – TEAM

Three Straight Home Runs: at Texas, July 24, 2022 (Murphy, Pinder, Kemp)

Three Home Runs, Inning: at Texas, July 24, 2022 (Murphy, Pinder, Kemp)

Four Home Runs, Inning: vs. Chicago (B3), Apr. 27, 2002 (Hatteberg, Long, Pena, Menachino)

Five or More Home Runs, Game: 5, at Chicago (AL), August 24, 2023 (Gelof, Kemp, Langeliers 2, Rooker)

Six or More Home Runs, Game: 6, at Houston, September 10, 2019 (Murphy 2, Olson 2, Davis, Semien)

Seven or More Home Runs, Game: 8 at California, June 27, 1996 (Berroa, Brosius 2, Giambi, Herrera, McGwire, Steinbach, Young)

Two Grand Slams, Game: at Seattle, September 10, 2007 (Suzuki and Johnson)

Home Runs by First Two Batters of Game: Terrence Long and Randy Velarde vs. Kansas City, May 16, 2000

10 or More Plate Appearances, Inning: 10, at Texas, September 10, 2023 (3rd)

11 or More Plate Appearances, Inning: 11, vs. Los Angeles (AL), September 3, 2023 (7th)

12 or More Plate Appearances, Inning: 13 at Pittsburgh, June 7, 2023 (1st)

14 or More Plate Appearances, Inning: 14 at Seattle, August 3, 2020 (5th)

15 or More Plate Appearances, Inning: 15 at Baltimore, September 12, 2018 (3rd)

16 or More Plate Appearances, Inning: 18 vs. California, July 5, 1996 (1st)

10 or More Runs, Inning: vs. Baltimore, June 18, 2019 (10 in 6th)

20 or More Hits, Game: at Houston, September 10, 2019 (25)

Back-to-Back Games of 10 or More Runs: at Baltimore, April 9-10, 2019 (13-2, 10-3)

Three Straight Games of 10 or More Runs: vs. Houston, September 9-10, 2017 (11-1, 11-4, 10-2)

Four or More Stolen Bases, Game: at Los Angeles (AL), April 26, 2023 (4)

Five or More Stolen Bases, Game: vs. Chicago (AL), July 5, 2017 (6)

Seven or More Stolen Bases, Game: at Tampa Bay, August 6, 2011 (7)

Three or More Stolen Bases, Inning: vs. Minnesota, July 15, 2023 (6th)

Four or More Stolen Bases, Inning: vs. Seattle, September 8, 2010 (4 in 6th)

No Strikeouts, Game: at Detroit, July 1, 2014

OAKLAND HITTING – INDIVIDUAL

Lead-Off Home Run: Ryan Noda vs. Houston, May 28, 2023

Inside-the-Park Home Run: Nick Swisher at New York, June 11, 2006

(Note: Mark Kotsay had an ITPHR at Minnesota in Game 2 of the ALDS, October 4, 2006)

Pinch-Hit Home Run: Shea Langeliers vs. Detroit, September 22, 2023

Pinch Hit Grand Slam: Chad Pinder vs. Houston, September 24, 2021

Pinch Hit Game Ending Home Run: Chris Carter vs. Seattle, July 6, 2012
Walk Off Home Run: Luis Barrera vs. Los Angeles-AL (Day), May 14, 2022
Walk Off Grand Slam: Stephen Piscotty vs. Texas, August 4, 2020
Inside-the-Park Grand Slam: Jim Essian vs. Toronto, June 10, 1979
Inside-the-Park Walk Off Home Run: Reggie Jackson vs. Boston, August 22, 1971
Two Home Runs, Game: Lawrence Butler vs. Toronto, September 4, 2023
Three Home Runs, Game: Jordan Diaz at New York (AL), May 9, 2023
Back-to-Back Multi-Homer Games: Matt Chapman at San Francisco, August 14, 2019 and vs. Houston, August 15, 2019
Two Players, Multi-HR, Same Game: Sean Murphy and Matt Olson at Houston, September 10, 2019
Two Home Runs, Same Inning: Mark McGwire at Seattle (5th), Sept. 22, 1996
Home Runs From Both Sides of the Plate: Coco Crisp at New York (AL), August 24, 2011
Home Run First Major League At Bat: Terry Steinbach at Cleveland, Sept. 12, 1986
Home Run, First Major League Hit: Sean Murphy vs. Los Angeles (AL), Sept. 4, 2019
Hit First Major League At Bat: Shea Langeliers at Texas, August 16, 2022
Five Hits, Game: Jace Peterson at Pittsburgh, June 6, 2023
Two Hits, Same Inning: Matt Olson vs. Los Angeles (AL), June 16, 2021 (6th)
Five or More RBI, Same Inning: Mark McGwire at Seattle, September 22, 1996 (5th)
Three or More Steals, Game: Esteury Ruiz at Los Angeles (AL), April 26, 2023 (4)
Five Steals, Game: Rickey Henderson vs. Seattle, July 29, 1989
Steal of Home: Mark Canha vs. Toronto, July 31, 2018
Hitting for the Cycle: Mark Ellis vs. Boston, June 4, 2007
Two Strikeouts, Inning: Ramón Laureano at Texas, August 25, 2020 (7th)
Hitless Streak, 20 or more at bats: 22, Carlos Perez, May 26-June 17, 2023
Hitless Streak, 23 or more at bats: 24, Tony Kemp, May 20-June 11, 2023
Hitless Streak, 25 or more at bats: 27, Jed Lowrie, June 5 to August 2, 2022
Hitless Streak, 28 or more at bats: 28, Stephen Vogt, July 23-August 3, 2015
Hitless Streak, 29 or more at bats (single season): 33, Josh Donaldson, June 6-15, 2014
Hitless Streak, 34 or more at bats (single season): 34, Adam Rosales, June 30-September 26, 2011

OAKLAND FIELDING

Four or More Errors, Game: 4, vs. Boston, July 19, 2023
Five or More Errors, Game: 5, vs. Seattle, April 1, 2011
Six or More Errors, Game: 7 vs. Cleveland, June 7, 1987
Three Errors by Team, Inning: at Houston, April 29, 2018
Triple Play: vs. Minnesota, August 21, 2012 (Josh Donaldson to Adam Rosales to Chris Carter)
Turned Four or More DPs, Game: 4, May 25, 2022 at Seattle
Turned Five or More DPs, Game: 5 vs. Seattle, May 24, 2018

OAKLAND MISCELLANEOUS – TEAM

Four-Game Series, Sweep: vs. Detroit, April 15-18, 2021
Four-Game Series, Swept: at Seattle, May 22-25, 2023
Tie Game: vs. Detroit, May 24, 1968 (2-2)
Three Consecutive Extra Inning Games: at Chicago, April 11-13, 2011 (10, 10, 10)
Extra Inning Game of at least 12 innings: at Philadelphia, June 17, 2023 (12)
Extra Inning Game of at least 13 innings: vs. Houston, August 7, 2020 (13)
Extra Inning Game of at least 14 innings: vs. Chicago (AL), April 18, 2015 (14)
Extra Inning Game of at least 15 innings: vs. New York (AL), June 13, 2013 (18)
Rain Shortened Game: at Detroit, August 27, 2013
Game Postponed: vs. Minnesota, April 19, 2021
Game Cancelled: at Baltimore, September 6, 2008
Game Suspended: at Detroit, May 19, 2019 (completed at Oakland, September 6)
Played a Game Under 2:00 (nine innings or more): 1:49, July 8, 2008 vs. Seattle
Doubleheader: vs. Detroit, July 21, 2022
Scheduled Doubleheader: vs. Detroit, July 21, 2022
Day-Night Doubleheader: vs. Los Angeles (AL), May 14, 2022
Doubleheader, Sweep: vs. Minnesota, April 20, 2021 (7-0, 1-0)
Doubleheader, Swept: vs. Seattle, September 26, 2020 (1-5 in 8 inn., 3-12 in 7 inn.)
Player Ejection: Ryan Noda vs. San Diego, September 15, 2023
Manager Ejection: Mark Kotsay vs. Seattle, September 19, 2023
Coach Ejection: Ryan Christenson vs. Seattle, September 22, 2021

2024 OAKLAND A'S MEDIA GUIDE PREVIEW



HISTORY

ATHLETICS HISTORY

From its beginnings in Philadelphia to its current version in Oakland, the Athletics franchise has been one of the most storied in Major League history. The A's have won nine World Championships, 15 Pennants and 17 Division Titles in 123 years in the American League. Only the New York Yankees (27) and St. Louis Cardinals (11) have won more World Series and only the Yankees (40) have more American League Pennants.

The A's were one of the eight original AL franchises when the league was born in 1901. Connie Mack was named manager of the Philadelphia entry and would guide the A's for 50 years, winning five World Championships and 3,582 games. The Hall of Famer was also an owner of the club for all 54 years in Philadelphia.

Under Mack's leadership, the A's would win six of the first 14 AL Pennants, including World Series titles in 1910, 11 and 13. The first dynasty featured the "\$100,000 infield" of Stuffy McInnis, Eddie Collins, Jack Barry and Frank "Home Run" Baker as well as Hall of Fame pitchers Chief Bender, Eddie Plank and Rube Waddell. Waddell led the AL in strikeouts each year from 1902-07 and Baker earned the "Home Run" nickname by topping the AL in round trippers from 1911-14, with 11, 10, 12 and nine.

The A's won 99 games in 1914 but dropped off to 43 wins in 1915 as the club sold off many of its star players, a pattern that would continue throughout the history of the franchise. The A's had seven straight last place finishes through 1921, but a second dynasty was on the horizon.

Mack again began to assemble Hall of Fame talent in the mid-20's, putting together one of the most feared batting orders in baseball history with catcher Mickey Cochrane, first baseman Jimmie Foxx and outfielder Al Simmons. Add in another Hall of Famer on the mound in Lefty Grove and the A's would win 100 games in three straight seasons, including back-to-back World Championships in 1929 and 30.

The A's won their ninth AL Pennant with a 107-win season in 1931 as Grove won AL Most Valuable Player honors. Foxx won back-to-back MVPs in 1932 and 1933, setting franchise records for home runs (58) and RBI (169) in 1932. However, economics again led Mack to sell or trade his best players. The club would post 13 consecutive losing seasons from 1934-46 and would finish no higher than fourth place in the final 21 years in Philadelphia.

Connie Mack managed his final season in 1950 at the age of 87 and the Mack family sold the club to Arnold Johnson, who moved the A's to Kansas City in 1955.

The A's finished in sixth place in their first season in Kansas City, but that would be their highest finish in the midwest, which featured 13 losing seasons. The club again began to develop talent, but most, including the likes of Roger Maris and 1952 AL MVP Bobby Shantz, would end up being traded to the Yankees. Following the death of Johnson in 1960, the A's were sold to Charlie Finley.

Finley began assembling another talented group of A's players, signing Jim "Catfish" Hunter, Rollie Fingers, Bert Campaneris and Joe Rudi and drafting Reggie Jackson, Sal Bando and Vida Blue. While most of these players had limited time with the Kansas City A's, they would form the nucleus of the next A's dynasty.

The A's moved to Oakland in 1968 and won 82 games that year for their first winning season in 16 years. After back-to-back second place finishes in 1969 and '70, the A's won five straight American League West titles from 1971-75. Anchored by Hall of Famers Hunter, Fingers and Jackson, the A's won three straight World Championships from 1972-74.

Although the A's won 98 games in 1975, the third Athletics dynasty was already coming to an end with the departure of Hunter via free agency prior to the season. The rest of the players would be traded in the next two years and the A's lost 108 games in 1979. However, that year saw the debut of the next A's superstar, Rickey Henderson.

Billy Martin was hired to manage the A's in 1980 and Henderson flourished under Martin, stealing 100 bases that year and a record 130 in 1982. Finley sold the A's to Haas Family following the 1980 season and Billy Ball, featuring Henderson on the bases and starting pitchers going the distance, was born. The A's won the West in the strike-shortened 1981 season but would face a seven-year drought before returning to the postseason.

The turnaround began in 1986 with the hiring of Tony La Russa as manager and the signing of Dave Stewart as a free agent. A trade for future Hall of Famer Dennis Eckersley in 1987 led to the emergence of the modern day closer, and three straight rookies of the year in Jose Canseco (1986), Mark McGwire (1987) and Walt Weiss (1988) gave the A's the ingredients for a run of four AL West Championships in five years from 1988-92.

Oakland made three straight World Series appearances from 1988-90, including a sweep of the cross-bay rival San Francisco Giants in 1989 that was buoyed by the return of Henderson to Oakland. Two years later on May 1, 1991, Henderson would break Lou Brock's Major League stolen base record with his 939th steal.

The A's had MVPs in 1988 (Canseco), 1990 (Henderson) and 1992 (Eckersley) and Cy Youngs in Bob Welch (1990) and Eckersley (1992), but this time it was age that ended the A's run.

The Moneyball teams of the early 2000's featuring the Big Three of Tim Lincecum, Mark Mulder and 2002 Cy Young winner Barry Zito, and the offensive power of 2000 MVP Jason Giambi, 2002 MVP Miguel Tejada and Gold Glove Eric Chavez, made four straight postseason appearances from 2000-03 and another in 2006. The 2002 club set a then-AL record with a 20-game winning streak, capped off by a Scott Hatteberg pinch hit home run.

Bob Melvin was hired as manager in 2011 and under his guidance, the A's made six postseason appearances over a nine-year span from 2012-20. The run began with two AL West titles and a Wild Card from 2012-14 and two Wild Cards and an AL West title from 2018-20. In between, the A's completely rebuilt, with only Brett Anderson and Jed Lowrie playing in each three-year stretch.

NOTABLE PERFORMANCES & AWARD WINNERS

WORLD CHAMPIONSHIPS (9)

Year	Record	Opponent
1910	102-48	Chicago
1911	101-50	New York
1913	96-57	New York
1929	104-46	Chicago
1930	102-52	St. Louis
1972	93-62	Cincinnati
1973	94-68	New York
1974	90-72	Los Angeles
1989	99-63	San Francisco

AMERICAN LEAGUE PENNANTS (15)

Year	Record	Manager
1902	83-53	Connie Mack
1905	92-56	Connie Mack
1910	102-48	Connie Mack
1911	101-50	Connie Mack
1913	96-57	Connie Mack
1914	99-53	Connie Mack
1929	104-46	Connie Mack
1930	102-52	Connie Mack
1931	107-45	Connie Mack
1972	93-62	Dick Williams
1973	94-68	Dick Williams
1974	90-72	Alvin Dark
1988	104-58	Tony La Russa
1989	99-63	Tony La Russa
1990	103-59	Tony La Russa

AMERICAN LEAGUE WEST DIVISION TITLES (17)

Year	Record	Manager
1971	101-60	Dick Williams
1972	93-62	Dick Williams
1973	94-68	Dick Williams
1974	90-72	Alvin Dark
1975	98-64	Alvin Dark
1981	64-45	Billy Martin
1988	104-58	Tony La Russa
1989	99-63	Tony La Russa
1990	103-59	Tony La Russa
1992	96-66	Tony La Russa
2000	91-70	Art Howe
2002	103-59	Art Howe
2003	96-66	Ken Macha
2006	93-69	Ken Macha
2012	94-68	Bob Melvin
2013	96-66	Bob Melvin
2020	36-24	Bob Melvin

AMERICAN LEAGUE WILD CARDS (4)

Year	Record	Manager
2001	102-60	Art Howe
2014	88-74	Bob Melvin
2018	97-65	Bob Melvin
2019	97-65	Bob Melvin

AMERICAN LEAGUE

MOST VALUABLE PLAYERS (11)

Lefty Grove	1931
Jimmie Foxx	1932
Jimmie Foxx	1933
Bobby Shantz	1952
Vida Blue	1971
Reggie Jackson	1973
Jose Canseco	1988
Rickey Henderson	1990
Dennis Eckersley	1992
Jason Giambi	2000
Miguel Tejada	2002

AMERICAN LEAGUE CY YOUNG AWARDS (5)

Vida Blue	1971
Jim Hunter	1974
Bob Welch	1990
Dennis Eckersley	1992
Barry Zito	2002

AMERICAN LEAGUE ROOKIES OF THE YEAR (8)

Harry Byrd	1952
Jose Canseco	1986
Mark McGwire	1987
Walt Weiss	1988
Ben Griever	1998
Bobby Crosby	2004
Huston Street	2005
Andrew Bailey	2009

AMERICAN LEAGUE MANAGERS OF THE YEAR (4)

Tony La Russa	1988
Tony La Russa	1992
Bob Melvin	2012
Bob Melvin	2018

POSTSEASON BESTS

World Championships		Division Titles	
Yankees	27	Braves	23
Cardinals	11	Dodgers	21
Athletics	9	Yankees	20
Red Sox	9	Athletics	17
Giants	8	Cardinals	16
League Championships*		Postseason Appearances	
Yankees	40	Yankees	58
Giants	21	Dodgers	37
Dodgers	21	Cardinals	32
Cardinals	19	Athletics	29
Athletics	15	Braves	29

*since 1901

LEAGUE LEADERS

Batting Champions (6)

Year	Name	Avg.
1901	Nap Lajoie	.426
1930	Al Simmons	.381
1931	Al Simmons	.390
1933	Jimmie Foxx	.356
1951	Ferris Fain	.344
1952	Ferris Fain	.327

Home Run Champions (23)

Year	Name	HR
1901	Nap Lajoie	14
1902	Socks Seybold	16
1904	Harry Davis	10
1905	Harry Davis	8
1906	Harry Davis	12
1907	Harry Davis	8
1911	Frank Baker	11
1912	Frank Baker	10
1913	Frank Baker	12
1914	Frank Baker	9
1918	Tilly Walker	11
1932	Jimmie Foxx	58
1933	Jimmie Foxx	48
1935	Jimmie Foxx	36
1951	Gus Zernial	33
1973	Reggie Jackson	32
1975	Reggie Jackson	36
1981	Tony Armas	22
1987	Mark McGwire	49
1988	Jose Canseco	42
1991	Jose Canseco	44
1996	Mark McGwire	52
2018	Khris Davis	48

RBI Champions (11)

Year	Name	RBI
1901	Nap Lajoie	125
1905	Harry Davis	83
1906	Harry Davis	96
1912	Frank Baker	130
1913	Frank Baker	117
1929	Al Simmons	157
1932	Jimmie Foxx	169
1933	Jimmie Foxx	163
1951	Gus Zernial	125
1973	Reggie Jackson	117
1988	Jose Canseco	124

ERA Champions (12)

Year	Name	ERA
1905	Rube Waddell	1.48
1909	Harry Krause	1.39
1926	Lefty Grove	2.51
1929	Lefty Grove	2.82
1930	Lefty Grove	2.54
1931	Lefty Grove	2.05
1932	Lefty Grove	2.84
1970	Diego Segui	2.56
1971	Vida Blue	1.82
1974	Catfish Hunter	2.49
1981	Steve McCatty	2.32
1994	Steve Ontiveros	2.65

Strikeout Champions (13)

Year	Name	Tot.
1902	Rube Waddell	210
1903	Rube Waddell	302
1904	Rube Waddell	349
1905	Rube Waddell	287
1906	Rube Waddell	196
1907	Rube Waddell	232
1925	Lefty Grove	116
1926	Lefty Grove	194
1927	Lefty Grove	174
1928	Lefty Grove	183
1929	Lefty Grove	170
1930	Lefty Grove	209
1931	Lefty Grove	175

LEAGUE AWARDS

AL Pitcher of the Month

Rick Langford	August, 1979
Matt Keough	April, 1981
Jay Howell	June, 1985
Steve Ontiveros	June, 1987
Dave Stewart	April, 1988
Mike Moore	July, 1989
Dave Stewart	April, 1990
Dave Stewart	September, 1990
Tim Hudson	September, 2000
Mark Mulder	July, 2001
Barry Zito	August, 2001
Barry Zito	September, 2001
Mark Mulder	June, 2002
Cory Lidle	August, 2002
Mark Mulder	June, 2004
Barry Zito	July, 2005
Esteban Loaiza	August, 2006
Dan Haren	May, 2007
Bartolo Colón	June, 2013
Sonny Gray	April, 2014
Sonny Gray	July, 2014
Scott Kazmir	July, 2015
Rich Hill	May, 2016
Sean Manaea	April, 2018
Chris Bassitt	September, 2020
Sean Manaea	June, 2021
Frankie Montas	September, 2021

AL Player of the Month

Gene Tenace	September, 1975
Mike Davis	April, 1985
Carney Lansford	May, 1988
Jose Canseco	September, 1988
Jose Canseco	May, 1990
Dave Henderson	April, 1991
Mark McGwire	June, 1996
Jason Giambi	September, 2000
Jason Giambi	May, 2001
Jermaine Dye	August, 2001
Eric Chavez	September, 2001
Josh Donaldson	September, 2013

AL Rookie of the Month

Carlos Peña	April, 2002
Bobby Crosby	June, 2004
Joe Blanton	June, 2005
Joe Blanton	August, 2005
Andrew Bailey	August, 2009

Brett Anderson	September, 2009
Jemile Weeks	June, 2011
Yoenis Cespedes	September, 2012
Nate Freiman	May, 2013
Ryon Healy	September, 2016
Zack Gelfo	August, 2023

AL Reliever of the Month

Blake Treinen	May, 2018
Blake Treinen	September, 2018
Liam Hendriks	June, 2019
Liam Hendriks	July/August, 2020
Lou Trivino	June, 2021

AL Player of the Week

Reggie Jackson	April 6, 1974
Reggie Jackson	July 26, 1975
Gene Tenace	September 13, 1975
Don Baylor	May 22, 1976
Bert Campaneris	May 29, 1976
Sal Bando	July 3, 1976
Rollie Fingers	July 10, 1976
Rollie Fingers	August 7, 1976
Vida Blue	August 28, 1976
Mitchell Page	April 17, 1977
Mitchell Page	September 3, 1977
Tony Armas	April 11, 1981
Tony Armas	April 18, 1981
Rickey Henderson	August 28, 1982
Mike Warren	October 1, 1983
Dave Kingman	April 21, 1984
Jose Canseco	September 28, 1985
Tony Phillips	May 18, 1986
Mark McGwire	June 29, 1987
Jose Canseco	July 6, 1987
Carney Lansford	August 31, 1987*
Mark McGwire	April 9, 1989
Mike Moore	June 11, 1989
Bob Welch	August 27, 1989
Jose Canseco	September 3, 1989
Rickey Henderson	May 6, 1990
Jose Canseco	May 27, 1990
Dave Stewart	July 1, 1990
Rickey Henderson	July 8, 1990
Dave Henderson	April 21, 1991
Harold Baines	June 9, 1991
Jose Canseco	September 15, 1991
Rickey Henderson	September 29, 1991*
Mark McGwire	April 12, 1992
Jose Canseco	April 19, 1992
Carney Lansford	July 19, 1992
Mark McGwire	May 9, 1993
Bobby Witt	July 3, 1994
Gerónimo Berroa	May 14, 1995
Mark McGwire	June 11, 1995
Scott Brosius	April 28, 1996
Jason Giambi	May 12, 1996
Scott Brosius	July 21, 1996
Gerónimo Berroa	August 18, 1996
Matt Stairs	July 21, 1997
Miguel Tejada	August 8, 1999*
Barry Zito	September 11, 2000*
Jason Giambi	September 18, 2000*
Mark Mulder	August 6, 2001
David Justice	April 1, 2002
Eric Chavez	August 19, 2002
Tim Hudson	September 9, 2002*

Scott Hatteberg	April 14, 2003
Barry Zito	May 5, 2003
Mark Mulder	August 4, 2003
Miguel Tejada	August 25, 2003*
Erubiel Durazo & Scott Hatteberg	June 14, 2004*
Eric Byrnes	August 2, 2004
Eric Chavez	May 30, 2005
Mark Kotsay	July 17, 2006
Frank Thomas	September 11, 2006
Jack Cust & Dan Johnson	May 14, 2007
Jack Cust	May 5, 2008
Mark Ellis	August 10, 2009
Dallas Braden	May 10, 2010
Trevor Cahill	August 9, 2010
Gio Gonzalez	July 4, 2011*
Hideki Matsui	July 25, 2011
Brandon Moss	June 18, 2012
Yoenis Cespedes	July 16, 2012
Josh Reddick	September 3, 2012
Josh Donaldson	April 28, 2013
Brandon Moss	September 1, 2013
Brandon Moss	May 18, 2014
Jon Lester	September 14, 2014
Sonny Gray & Josh Reddick	Sept. 28, 2014*
Josh Reddick	May 3, 2015*
Khris Davis	September 18, 2016*
Yonder Alonso	May 7, 2017
Sean Manaea	April 22, 2018*
Mike Fiers	May 12, 2019*
Marcus Semien	June 9, 2019
Ramon Laureano	July 21, 2019
Mark Canha	August 25, 2019
Frankie Montas	August 9, 2020
Brent Rooker	April 30, 2023

*indicates co-Player of the Week

MLB Play of the Week

Ramon Laureano	April 21, 2019
Elvis Andrus	April 4, 2021
Tony Kemp	May 23, 2021
Matt Chapman	August 15, 2021
Tony Kemp	May 15, 2022

World Series Most Valuable Player

Gene Tenace	1972
Reggie Jackson	1973
Rollie Fingers	1974
Dave Stewart	1989

ALCS Most Valuable Player

Dennis Eckersley	1988
Rickey Henderson	1989
Dave Stewart	1990

All-Star Game Most Valuable Player

Terry Steinbach	1988
-----------------	------

AL Reliever of the Year

Liam Hendriks	2020
---------------	------

All-MLB First Team

Liam Hendriks, RP	2020
-------------------	------

Outstanding Designated Hitter Award

Dave Kingman	1984
Dave Parker	1989
Khris Davis	2018

Roberto Clemente Award

Dave Stewart	1990
--------------	------

Joe Cronin Award

Rickey Henderson	1982
Jose Canseco	1988
Dave Stewart	1990

Executive of the Year

Billy Beane	2018
--------------------	-------------

TEAM AWARDS

Dave Stewart Community Service Award

Ernie Young	1996
Scott Spiezio	1997
Tom Candiotti	1998
Art Howe	1999
Jason Giambi	2000
Terrence Long	2001
Tim Hudson	2002
Scott Hatteberg	2003
Eric Chavez	2004
Barry Zito	2005
Mark Kotsay	2006
Mark Ellis	2007
Dana Eveland	2008
Dallas Braden/Kurt Suzuki	2009
Craig Breslow	2010
Josh Willingham	2011
Jonny Gomes	2012
Sean Doolittle	2013
Jed Lowrie	2014
Stephen Vogt	2015
Stephen Vogt	2016
Liam Hendriks	2017
Chad Pinder	2018
Liam Hendriks	2019
Tony Kemp	2020
Tony Kemp	2021
Tony Kemp	2022
Tony Kemp	2023

Jim "Catfish" Hunter Award

Tim Hudson	2004
Mark Ellis	2005
Jason Kendall	2006
Mark Ellis	2007
Mike Sweeney	2008
Kurt Suzuki	2009
Ben Sheets	2010
Josh Willingham	2011
Jonny Gomes	2012
Coco Crisp	2013
Stephen Vogt	2014
Stephen Vogt	2015
Stephen Vogt	2016
Jed Lowrie	2017
Matt Chapman	2018
Marcus Semien	2019
Marcus Semien	2020
Chris Bassitt	2021
Stephen Vogt	2022
Ryan Noda	2023

Walter A. Haas, Jr. Community Achievement Award

Dave Stewart	1987
Storm Davis	1988
Dave Stewart	1989
Dave Henderson	1990
Dennis Eckersley	1991
Dennis Eckersley/Terry Steinbach	1992
Mike Bordick/Terry Steinbach	1993

BBWAA AWARDS

Bill Rigney "Good Guy" Award

Matt Stairs	1997
Rickey Henderson	1998
Jason Giambi	1999
Eric Chavez	2000
Johnny Damon	2001
Scott Hatteberg	2002
Tim Hudson	2003
Mark Kotsay	2004
Bobby Crosby	2005
Frank Thomas	2006
Mark Ellis	2007
Huston Street	2008
Kurt Suzuki	2009
Kurt Suzuki	2010
Gio Gonzalez	2011
Jonny Gomes	2012
Brandon Moss	2013
Sean Doolittle	2014
Stephen Vogt	2015
Marcus Semien	2016
Jed Lowrie	2017
Stephen Piscotty	2018
Bob Melvin	2019
Tony Kemp	2020
Chris Bassitt	2021
Chad Pinder	2022
Mark Kotsay	2023

Local Chapter MVP

Joe Rudi	1974
Rollie Fingers	1975
Vida Blue	1976
Jason Giambi	2000

PLAYERS CHOICE AWARDS

MLB Player of the Year

Mark McGwire	1998
--------------	------

AL Outstanding Player

Dennis Eckersley	1992
------------------	------

AL Outstanding Pitcher

Barry Zito	2002
------------	------

AL Outstanding Rookie

Ben Grieve	1998
Terrence Long	2000
Bobby Crosby	2004
Huston Street	2005

AL Comeback Player of the Year

John Jaha	1999
Frank Thomas	2006

Man of the Year

Mark McGwire.....1997

THE SPORTING NEWS AWARDS**Major League Player of the Year**

Reggie Jackson.....1973

AL Most Valuable Player

Al Simmons.....1929

Jimmie Foxx.....1932

Jimmie Foxx.....1933

AL Player of the Year

Ferris Fain.....1951

Reggie Jackson.....1973

Tony Armas.....1981

Jose Canseco.....1988

AL Pitcher of the Year

Bobby Shantz.....1952

Vida Blue.....1971

Jim Hunter.....1974

Bob Welch.....1990

Dennis Eckersley.....1992

Barry Zito.....2002

AL Rookie Player of the Year

Dick Howser.....1961

Mitchell Page.....1977

Jose Canseco.....1986

Mark McGwire.....1987

Walt Weiss.....1988

Ben Grieve.....1998

Bobby Crosby.....2004

Huston Street.....2005

AL Rookie Pitcher of the Year

Jim Nash.....1966

Tim Hudson.....1999

AL Fireman of the Year

Jack Aker.....1966

Dennis Eckersley.....1988

Dennis Eckersley.....1991

Dennis Eckersley.....1992

Billy Koch.....2002

Keith Foulke.....2003

AL Comeback Player of the Year

Storm Davis.....1988

John Jaha.....1999

ML Manager of the Year

Billy Martin.....1981

AL Manager of the Year

Tony La Russa.....1988

Tony La Russa.....1992

Bob Melvin.....2018

ML Executive of the Year

Billy Beane.....1999

Billy Beane.....2012

Billy Beane.....2018

Sportsman of the Year

Charles O. Finley.....1972

Mark McGwire.....1997

Major League All-Star Team

Mickey Cochrane, C.....1925

Eddie Rommel, P.....1925

Al Simmons, OF.....1927

Mickey Cochrane, C.....1928

Lefty Grove, P.....1928

Jimmie Foxx, 1B.....1929

Al Simmons, OF.....1929

Mickey Cochrane, C.....1929

Lefty Grove, P.....1929

Al Simmons, OF.....1930

Mickey Cochrane, C.....1930

Lefty Grove, P.....1930

Al Simmons, OF.....1931

Mickey Cochrane, C.....1931

Lefty Grove, P.....1931

Jimmie Foxx, 1B.....1932

Lefty Grove, P.....1932

Jimmie Foxx, 1B.....1933

Mike Higgins, 3B.....1934

Doc Cramer, OF.....1935

Mike Higgins, 3B.....1936

Ferris Fain, 1B.....1951

Ferris Fain, 1B.....1952

Bobby Shantz, P.....1952

American League All-Star Team

Norm Siebern, 1B.....1962

Reggie Jackson, OF.....1969

Vida Blue, LHP.....1971

Joe Rudi, OF.....1972

Sal Bando, 3B.....1973

Bert Campaneris, SS.....1973

Ken Holtzman, LHP.....1973

Reggie Jackson, OF.....1973

Sal Bando, 3B.....1974

Bert Campaneris, SS.....1974

Jim Hunter, RHP.....1974

Joe Rudi, OF.....1974

Reggie Jackson, OF.....1975

Joe Rudi, OF.....1976

Dwayne Murphy, OF.....1981

Rickey Henderson, OF.....1981

Tony Armas, OF.....1981

Dave Kingman, DH.....1984

Jose Canseco, OF.....1988

Dennis Eckersley, RP.....1988

Dave Stewart, RHP.....1988

Carney Lansford, 3B.....1989

Jose Canseco, OF.....1990

Rickey Henderson, OF.....1990

Bob Welch, RHP.....1990

Jose Canseco, OF.....1991

Mark McGwire, 1B.....1992

Mark McGwire, 1B.....1996

Mark Mulder, LHP.....2001

Eric Chavez, 3B.....2002

Barry Zito, LHP.....2002

Matt Olson, 1B.....2018

Matt Olson, 1B.....2019

Marcus Semien, SS.....2019

Liam Hendriks, RP.....2019

Liam Hendriks, RP.....2020

WIRE SERVICE AWARDS**AP Player of the Year**

Jose Canseco.....1988

AP Manager of the Year

Billy Martin.....1980

UPI Manager of the Year

Tony La Russa.....1992

AP Major League All-Star Team

Rickey Henderson, OF.....1990

Bob Welch, RHP.....1990

Jose Canseco, OF.....1991

Dennis Eckersley, RP.....1992

Mark McGwire, 1B.....1992

Mark McGwire, 1B.....1996

UPI AL All-Star Team

Mark McGwire, 1B.....1992

Dennis Eckersley, RP.....1992

UPI AL Comeback Player of the Year

Dave Kingman.....1984

Dave Henderson.....1988

Mark McGwire.....1992

UPI Executive of the Year

Sandy Alderson.....1988

Sandy Alderson.....1990

MISCELLANEOUS AWARDS**Organization of the Year**

Baseball America.....1982

Topps.....1998

Baseball America.....1999

Howe Sports Data.....1999

Topps.....1999

Topps.....2004

Baseball America Executive of the Year

Billy Beane.....2002

Billy Beane.....2013

AL Rawlings Gold Glove

Joe Rudi, OF.....1974

Joe Rudi, OF.....1975

Joe Rudi, OF.....1976

Dwayne Murphy, OF.....1980

Mike Norris, P.....1980

Dwayne Murphy, OF.....1981

Mike Norris, P.....1981

Rickey Henderson, OF.....1981

Dwayne Murphy, OF.....1982

Dwayne Murphy, OF.....1983

Dwayne Murphy, OF.....1984

Dwayne Murphy, OF.....1985

Alfredo Griffin, SS.....1985

Mark McGwire, 1B.....1990

Eric Chavez, 3B.....2001

Eric Chavez, 3B.....2002

Eric Chavez, 3B.....2003

Eric Chavez, 3B.....2004

Eric Chavez, 3B.....2005

Eric Chavez, 3B.....2006

Josh Reddick, OF.....2012

Matt Olson, 1B.....2018

Matt Chapman, 3B2018
 Matt Olson, 1B2019
 Matt Chapman, 3B2019
 Matt Chapman, 3B2021
 Sean Murphy, C2021

Platinum Glove

Matt Chapman, AL2018
 Matt Chapman, AL2019

Wilson Defensive Player of the Year

Josh Reddick, AL OF2012
 Josh Reddick, AL OF2013
 Matt Chapman, ML and ML 3B2018
 Matt Chapman, ML 3B2019

AL Silver Slugger Award

Rickey Henderson1981
 Jose Canseco1988
 Jose Canseco1990
 Rickey Henderson1990
 Jose Canseco1991
 Mark McGwire1992
 Mark McGwire1996
 Jason Giambi2001
 Eric Chavez2002

AL Rolands Relief Man Award

Dennis Eckersley1988
 Dennis Eckersley1992
 Billy Koch2002
 Keith Foulke2003

Topps ML Rookie All-Star Team

Dick Howser, OF1961
 Ed Charles, 3B1962
 Manny Jimenez, OF1962
 Bert Campaneris, SS1964
 Jim Nash, RHP1966
 Rick Monday, OF1967
 Angel Mangual, OF1971
 Claudell Washington, OF1974
 Wayne Gross, 3B1977
 Mitchell Page, OF1977
 Dave Revering, 1B1978
 John Johnson, LHP1978
 Bob Kearney, C1983
 Jose Canseco, OF1986
 Mark McGwire, 1B1987
 Walt Weiss, SS1988
 Felix Jose, OF1990
 Tony Batista, 2B1996
 Ben Grieve, OF1998
 A.J. Hinch, C1998
 Terrence Long, OF2000
 Mark Ellis, 2B2002
 Bobby Crosby, SS2004
 Dan Johnson, 1B2005
 Huston Street, P2005
 Brad Ziegler, P2008
 Yoenis Cespedes, OF2012
 Sean Murphy, C2020

Tony Conigliaro Award

Jim Mecir2003
 Stephen Piscotty2018

The Hutch Award

Carney Lansford1992
 Jason Giambi2000
 Stephen Piscotty2018

AL Chalmers Award*

Eddie Collins1914

Early American League MVPs*

Mickey Cochrane, C1928

** The Baseball Writers' Association of America has officially balloted and named the MVP in each major league since 1931. The earlier awards were known as the Chalmers (automobile) Award (1911-14) and then the league made the award from 1922 through 1928.*

ATHLETICS IN THE NATIONAL BASEBALL HALL OF FAME

Players (7)	Year Inducted	Pos.	Career Avg.	Years With Athletics
Frank Baker	1955	3B	.307	1908-14
Mickey Cochrane	1947	C	.320	1925-33
Eddie Collins	1939	2B	.333	1906-14; 27-30
Jimmie Foxx	1951	1B	.325	1925-35
Rickey Henderson	2009	OF	.279	1979-1984; 89-93; 94-95; 98
Reggie Jackson	1993	OF	.262	1967-75; 87
Al Simmons	1953	OF	.334	1924-32; 40-41; 44

Pitchers (7)	Year Inducted	Career Record	Career ERA	Years With Athletics
Chief Bender	1953	212-127	2.46	1903-14
Dennis Eckersley	2004	197-171, 390 SVs	3.50	1987-95
Rollie Fingers	1992	114-118, 341 SVs	2.90	1968-76
Lefty Grove	1947	300-141	3.06	1925-33
Jim Hunter	1987	224-166	3.26	1965-74
Eddie Plank	1946	326-194	2.35	1901-14
Rube Waddell	1946	193-143	2.16	1902-07

Managers (3)	Year Inducted	Career Record	Years With Athletics
Tony La Russa	2014	2728-2365	1986-95
Connie Mack	1937	3776-4025	1901-50
Dick Williams	2008	1571-1451	1971-73

Other Hall of Famers Who Spent Part of Their Career With the Athletics (24): Harold Baines (1990-92); Orlando Cepeda (1972); Ty Cobb (1927-28); Jimmy Collins (1907-08); Stan Coveleski (1912); Elmer Flick (1902); Nellie Fox (1947-49); Rich Gossage (1992-93); Whitey Herzog (1958-60); Waite Hoyt (1931); George Kell (1943-46); Nap Lajoie (1901-02; 1915-16); Willie McCovey (1976); Joe Morgan (1984); Satchel Paige (1965); Herb Pennock (1912-15); Mike Piazza (2007); Tim Lincecum (1999); Enos Slaughter (1955-56); Tris Speaker (1928); Don Sutton (1985); Frank Thomas (2006; 08); Zack Wheat (1927); Billy Williams (1975-76)

Broadcasters Who Spent Part of Their Careers With the Athletics (Ford C. Frick Award): By Saam (1938-54); Al Helfer (1968-69); Harry Caray (1970); Bob Elson (1971); Jon Miller (1974); Lon Simmons (1981-1995); Bill King (1981-2005)

ATHLETICS HALL OF FAME

The Athletics Hall of Fame was founded in 2018 to honor the individuals who have shaped the identity and success of the Athletics franchise.

The inaugural class of seven featured the five Oakland A's National Baseball Hall of Famers: Catfish Hunter, Rollie Fingers, Reggie Jackson, Dennis Eckersley and Rickey Henderson, as well as four-time 20-game winner Dave Stewart and owner Charlie Finley.

The first induction ceremony took place on Sept. 5, 2018. With five additions in 2023, the Athletics Hall of Fame now features 33 members. The class of 2024 will be announced early in the 2024 season.



CLASS OF 2018
Dennis Eckersley
Rollie Fingers
Charlie Finley
Rickey Henderson
Catfish Hunter
Reggie Jackson
Dave Stewart

CLASS OF 2019
Vida Blue
Bert Campaneris
Walter A. Haas, Jr.
Mark McGwire
Tony La Russa

CLASS OF 2021
Home Run Baker
Chief Bender
Mickey Cochrane
Eddie Collins
Jimmie Foxx
Lefty Grove
Connie Mack
Eddie Plank
Al Simmons
Rube Waddell

CLASS OF 2022
Sal Bando
Eric Chavez
Ray Fosse
Keith Lieppman
Joe Rudi
Steve Vucich

CLASS OF 2023
Jason Giambi
Bob Johnson
Carney Lansford
Roy Steele
Gene Tenace

ATHLETICS HALL OF FAMERS



Frank "Home Run" Baker
Philadelphia A's 1908-14
Inducted Aug. 22, 2021

Frank "Home Run" Baker led the American League in home runs from 1911-13 and tied for the lead in 1914, but earned his nickname by hitting two home runs in the 1911 World Series against the Giants, the second of three World Champion A's teams that featured Baker as the A's third baseman. A member of the A's famed \$100,000 infield, Baker led the league in triples in his rookie season of 1909 and topped the AL in RBI from 1912-13.




Sal Bando
Kansas City A's 1966-67;
Oakland A's 1968-76
Inducted Aug. 7, 2022

"Captain Sal" was the leader that held the A's together in the early 70's when Oakland won five straight American League West titles and three consecutive World Series. Bando finished in the top four in Most Valuable Player voting three times and was a four-time All-Star. His durability put him atop the AL leaderboard in games played four times and although he never led the league in any other major category, his 33.0 WAR from 1969-73 was the best in baseball.




Charles "Chief" Bender
Philadelphia A's 1903-14
Inducted Aug. 22, 2021

Charles "Chief" Bender was a Native American who pitched in five World Series for the A's. He had his finest season in 1910 when he authored a no-hitter while compiling a 23-5 record and a 1.58 ERA before helping the A's to their first World Championship. Bender, who was Connie Mack's choice "if there was one game I wanted to win above all others" won five of his seven World Series starts in 1910, 11 and 13 to lead the A's to their first three World Championships.




Vida Blue
Oakland A's 1969-77
Inducted Sept. 21, 2019

Vida Blue made his Major League debut in 1969 eight days before his 20th birthday, tossed a no-hitter in 1970, and then burst onto the national scene in 1971 when he won both the American League Cy Young Award and Most Valuable Player Award after compiling a 24-8 record, a league-leading 1.82 ERA and 301 strikeouts. Blue started two All-Star Games for the AL in 1971 and 1975, and in between pitched for the A's three consecutive World Champions.




Bert Campaneris
Kansas City A's 1964-67;
Oakland A's 1968-76
Inducted Sept. 21, 2019

When you trace the roots of the A's three straight World Championships from 1972 to 1974, it all began on April 25, 1961, when the Kansas City A's signed a 19-year-old Cuban named Dagoberto Campaneris. "Campy" played 13 seasons for the A's and was a six-time All-Star. He stole 649 bases in his career and led the American League in steals six times. Campaneris homered twice in his debut and famously played all nine positions in a nine-inning game on Sept. 8, 1965.



Eric Chavez
Oakland A's 1998-2010
Inducted Aug. 7, 2022

Eric Chavez was a mainstay of the third era of great Oakland teams that won four American League West titles and made five playoff appearances from 2000-06. He won six straight Gold Gloves at third base from 2001-06, hit 20 or more home runs in seven straight seasons from 2000-06 and drove in 100 runs four times. Much like the A's teams of his era, Chavez excelled in the second half of the season and retired as the best player in Oakland history never named to an All-Star Team.




Gordon "Mickey" Cochrane
Philadelphia A's 1925-33
Inducted Aug. 22, 2021

One of baseball's greatest catchers, Mickey Cochrane was the backstop for the A's three consecutive American League Pennant winning teams from 1929-31. He was named AL MVP in 1928 and homered twice in the 1930 World Series as the A's won their second straight World Championship. Cochrane had a .321 batting average in nine seasons with the A's and also had a .419 on-base percentage nearly 70 years before it gained mainstream acceptance.




Eddie Collins
Philadelphia A's 1906-14; 27-30
Inducted Aug. 22, 2021

The first Athletic to be elected to the National Baseball Hall of Fame, Eddie Collins batted .337 and stole 373 bases in 13 seasons over two stints with the A's. He finished in the top six in Chalmers' Award Voting, a precursor to the MVP, in four straight seasons from 1911-14 and won the award in 1914. He hit .429 in the 1910 World Series to start the A's championship run of three Series titles in four years. The second baseman led the AL in steals in 1910 and runs from 1912-14.



Dennis Eckersley
Oakland A's 1987-95
Inducted Sept. 5, 2018

When Dennis Eckersley was traded to the A's in April of 1987, he had a successful 12-year career as a starting pitcher. By the time his nine seasons in Oakland concluded, he redefined the role of closer, saving an Athletics record 320 games. Born in Oakland and raised in Fremont, he was the AL MVP and Cy Young winner in 1992. Eckersley was a four-time All-Star with Oakland and was a member of the A's World Championships in 1989.



Rollie Fingers
Oakland A's 1968-76
Inducted Sept. 5, 2018

Rollie Fingers made his ML debut with Oakland in 1968 and was used both as a starter and reliever over his first four seasons. He moved to the bullpen full time in 1972, when the A's began their run of three consecutive World Championships. Fingers spent the first nine seasons of his 17-year Hall of Fame career with Oakland. The mustachioed right-hander was a four-time All-Star with the A's and earned 1974 World Series MVP honors.



Charlie Finley
Kansas City A's 1961-67;
Oakland A's 1968-80
Inducted Sept. 5, 2018

After purchasing the Kansas City A's following the 1960 season, Charlie Finley moved the club to Oakland in 1968 where the team he assembled would win three consecutive World Championships from 1972-74. He would be remembered as much for his off-field antics and innovations, as he proposed the designated hitter, interleague play and World Series night games. Finley also introduced baseball to Charlie O the mule, Harvey the mechanical rabbit, white cleats, colorful uniforms and more.



Ray Fosse
Oakland A's 1973-75, 1985-2021
Inducted Aug. 7, 2022

Ray Fosse blazed a unique trail to A's immortality. It began with three years as a player from 1973-75 and concluded with 37 seasons in the front office, including 36 as a broadcaster. Fosse was a catcher for the A's World Champion teams in 1973 and 1974 and he returned to Oakland in 1985 in a front office role. He moved into the radio booth in 1986 and was a mainstay on A's radio and television broadcasts until passing away following the 2021 season.




Jimmie Foxx
Philadelphia A's 1925-35
Inducted Aug. 22, 2021

Jimmie Foxx did not finish his senior year of high school as he went to spring training with the Philadelphia A's in 1925 and made his Major League debut later that year at the age of 17. He would go on to hit 302 home runs in 11 seasons as an Athletic, a franchise record that stood for 61 years. Foxx earned back-to-back MVP awards from 1932-33 and a Triple Crown in 1933. He represented the A's in the first three All-Star Games from 1933-35 and was a World Champion in 1929 and 30.



Jason Giambi
Oakland A's 1995-2001, 09
Inducted Aug. 6, 2023

Jason Giambi was a key presence both on and off the field in eight seasons with the A's. He hit .300 with 198 home runs, 715 RBI and a .406 on-base percentage in 1,036 games as an Athletic, earning American League Most Valuable Player honors in 2000 and AL All-Star honors in 2000-01. Giambi concluded his playing time with the A's as the only .300 career hitter in Oakland history and his leadership led to a relaxed clubhouse atmosphere that remained long after his playing days.



Robert "Lefty" Grove
Philadelphia A's 1925-33
Inducted Aug. 22, 2021

Lefty Grove pitched for nine seasons with the Philadelphia A's, leading the league in strikeouts seven times, ERA five times and wins four times. He won the pitching Triple Crown by leading the league in wins, ERA and strikeouts in back-to-back seasons from 1930-31. Grove capped that streak by going 31-4 with a 2.06 ERA and 175 strikeouts in 1931 to earn American League MVP honors. He was a member of the A's back-to-back World Champions in 1929-30 and was a 1933 All-Star.




Walter A. Haas, Jr.
Oakland A's 1981-95
Inducted Sept. 21, 2019

Walter A. Haas, Jr. purchased the A's following the 1980 season and during his 15 years as owner, Oakland won five American League West titles, three AL Pennants and the 1989 World Championship. The A's set franchise records for attendance five times, but Haas will be remembered just as much for his commitment to the community and staying in the background while bright young innovators grew the A's reputation to one of the best in baseball.




Rickey Henderson
Oakland A's 1979-84, 89-93,
94-95, 98
Inducted Sept. 5, 2018

Raised in Oakland and drafted by the A's, Rickey Henderson went on to become the greatest player in Oakland A's history and one of the greatest leadoff hitters of all time. He played 14 of his 25 seasons in an Oakland uniform and finished his career in 2003 as the all-time leader in stolen bases (1,406), runs scored (2,295) and walks (2,190). Henderson was a six-time All-Star with the A's, AL MVP in 1990 and a member of the 1989 A's World Champions.



Jim "Catfish" Hunter
Kansas City A's 1965-67;
Oakland A's 1968-74
Inducted Sept. 5, 2018

Jim "Catfish" Hunter was the anchor of the A's teams that won three consecutive World Championships from 1972 to 1974. He had four straight 20-win seasons with Oakland, including a career-high 25 victories in 1974 when he won the AL Cy Young. Hunter was a six-time All-Star with the A's and tossed the first perfect game in Oakland history on May 8, 1968. He pitched three seasons in Kansas City and seven in Oakland and was inducted to the National Hall of Fame in 1987.




Reggie Jackson
Kansas City A's 1967;
Oakland A's 1968-75, 87
Inducted Sept. 5, 2018

"Mr. October" was born in 1973 when Reggie Jackson earned World Series MVP honors as the A's won their second of three straight World Championships. He was also named AL MVP that year after leading the league in runs, home runs and RBI. Jackson made his debut with the Kansas City A's in 1967, spent the next eight seasons with Oakland and then concluded his 21-year Hall of Fame career with the A's in 1987. He played in six All-Star Games in an Oakland uniform.




Bob Johnson
Philadelphia A's, 1933-42
Inducted Aug. 6, 2023

Bob Johnson played 10 of his 13 seasons in the majors with the Philadelphia A's from 1933-42 where he was a five-time All-Star. His 997 runs scored were a franchise record until Rickey Henderson broke the mark in 1993. Johnson slugged 20 or more home runs and scored 90 or more runs in each of his first nine seasons and had seven consecutive 100-RBI seasons from 1935-41. He finished his A's career with a .298 average, 252 home runs and 1,040 RBI in 1,459 games.



Carney Lansford
Oakland A's 1983-92
Inducted Aug. 6, 2023

The second in a line of great Oakland third basemen, Carney Lansford was an All-Star in 1988, a World Champion in 1989 and a key cog in the A's teams that won three straight pennants from 1988-90 and an AL West title in 1992. He set an Oakland record with a .336 batting average in 1989 and then went on to hit .455 in the ALCS and .438 in the World Series win over the Giants. Lansford was also a stand-out defensively and led AL third basemen in fielding in 1987, 88 and 90.



Tony La Russa
Oakland A's 1986-95
Inducted Sept. 21, 2019

Tony La Russa managed the A's for 10 seasons from 1986 to 1995. Under his guidance, the A's won four American League West titles, three consecutive AL Pennants from 1988 to 1990 and the World Championship in 1989. La Russa won 798 games during his tenure with Oakland, including 104 in 1988 when he was named AL Manager of the Year. He would garner the honor again in 1992 and was elected to the National Baseball Hall of Fame in 2014.



Keith Lieppman
Oakland A's 1971-present
Inducted Aug. 7, 2022

Keith Lieppman grew up in Missouri in the 1960's attending Kansas City A's games and would end up spending over 50 years with the club after it moved to Oakland. He played for nine seasons in the minors from 1971-79, managed for eight from 1980-87 and then served for more than 25 years as Director of Player Development. In his roles, he tutored many of the players that would win 11 American League West titles and make 15 playoff appearances from 1988-2020.



Connie Mack
Philadelphia A's 1901-54
Inducted Aug. 22, 2021

Connie Mack managed the A's for 50 seasons from 1901-50 and was part-owner of the club for all 54 seasons in Philadelphia. Under his leadership, the A's would win five World Championship and nine American League Pennants. He built two dynasties, winning back-to-back World Series in 1910-11 as well as 1913, and then did it again in 1929-30. Known for managing in a suit, with a derby or bowler in place of a baseball cap, the A's won 3,582 games with Mack at the helm.



Mark McGwire
Oakland A's 1986-97
Inducted Sept. 21, 2019

Mark McGwire played 12 seasons with Oakland and hit 363 home runs, breaking the franchise record in 1996. He was named to nine American League All-Star teams, including six straight beginning in 1987 when he was named AL Rookie of the Year after hitting 49 home runs. He earned the AL Gold Glove for first basemen in 1990 and hit 52 home runs in 1996. The A's reached the Postseason four times with McGwire, highlighted by a World Championship in 1989.




Eddie Plank
Philadelphia A's 1901-14
Inducted Aug. 22, 2021

Eddie Plank was a member of the original 1901 Philadelphia A's and in 14 seasons as Athletic, he won 284 games, started 459, completed 362, had 59 shutouts and struck out 1,985, all franchise records that still stand. He never led the American League in wins, strikeouts or ERA but was always one of the top pitchers in the game, earning him a spot in the National Baseball Hall of Fame in 1946. Plank's tenure with the A's included six AL Pennants and three World Championships.



Joe Rudi
Kansas City A's 1967;
Oakland A's 1968-76, 82
Inducted Aug. 7, 2022

The A's reached the World Series three straight years from 1972-74 but winning those series required clutch performances, and Joe Rudi delivered. He made one of the greatest catches in World Series history in 1972 against the Reds and then hit .333 with four RBI in both 1973 against the Mets and 1974 against the Dodgers. Rudi won three consecutive Gold Gloves from 1974-76, was a three-time All-Star and finished second in American League MVP balloting in 1972 and 1974.




Al Simmons
Philadelphia A's 1924-32; 40-41;
44
Inducted Aug. 22, 2021

Al Simmons was a major factor in the A's three consecutive American League pennant winning clubs from 1929-31, hitting .346 with 92 home runs and 450 RBI. He led the AL in RBI in 1929 and then won back-to-back batting titles in 1930 and 31. Simmons hit .341 or better in seven consecutive seasons from 1925-31 and had a .356 average in 12 seasons with Philadelphia. He drove in at least 100 runs in each of his first nine seasons with the A's and had at least 200 hits five times.




Roy Steele
Oakland A's 1968-2005, 07-08
Inducted Aug. 6, 2023

For four decades, fans were blessed with "the voice of God" at the Coliseum. Roy Steele joined the A's as their public address announcer in 1968, their inaugural season in Oakland, and would miss just five games over the next 38 years before continuing in a part-time role over the next three seasons. He worked six World Series and an All-Star Game, and his booming baritone introduced players from the Mustache Gang to Billy Ball, the Bash Brothers and Moneyball.



Dave Stewart
Oakland A's 1986-92, 95
Inducted Sept. 5, 2018

Born in Oakland and a graduate of St. Elizabeth High School, Dave Stewart spent six seasons in the majors with three teams before breaking through with the A's. He joined Oakland in 1986 and would go on to win 20 games in four consecutive seasons from 1987-90. The big-game pitcher went 8-3 with a 2.22 ERA in 14 postseason starts for Oakland, including two wins in the 1989 World Series when he earned MVP honors in the A's sweep of the Giants.



Gene Tenace
Oakland A's 1969-76
Inducted Aug. 6, 2023

Gene Tenace played eight seasons in an Oakland uniform and reached the postseason five times. He began the A's run of three consecutive World Championships from 1972-74 by earning MVP honors in the 1972 World Series against the Reds after hitting four home runs and driving in nine of the A's 16 runs. Tenace was an All-Star in 1975, had four straight 20-homer seasons from 1973-76 and walked 100 or more times in three straight seasons from 1973-75.



Steve Vucinich
Oakland A's 1968-2021
Inducted Aug. 7, 2022

The one constant in the A's first 54 years in Oakland was Steve Vucinich. The A's have been erased like a blackboard, rebuilt and then erased again. But Vuc has marked the time. From the first batter in Oakland history, Bert Campaneris, to the most recent acquisitions, Yan Gomes and Josh Harrison, Steve has known them all. He joined the organization as a ballboy in 1968, moved to the visiting clubhouse in 1974 and then returned to the home clubhouse as equipment manager in 1994.



George "Rube" Waddell
Philadelphia A's 1902-07
Inducted Aug. 22, 2021

A fan favorite at the turn of the century not only for his skills on the mound but for his eccentricities that earned him the nickname Rube, George Waddell pitched six seasons for the Philadelphia A's from 1902-07. He led the AL in strikeouts in each of those six campaigns and won the pitching Triple Crown in 1905 with a 27-10 record, a 1.48 ERA and 287 strikeouts. Waddell fanned a career-high 349 batters in 1904 and his 24 wins in 1902 led the A's to their first AL Pennant.

ATHLETICS ALL-STAR GAME SELECTIONS

1933 Connie Mack (manager), Jimmie Foxx (1b), Lefty Grove (p)
1934 Jimmie Foxx (1b), Pinky Higgins (3b)
1935 Jimmie Foxx (1b), Bob Johnson (of)
1936 Pinky Higgins (3b)
1937 Wally Moses (of)
1938 Bob Johnson (of)
1939 Russell Blackburne (coach), Frank Hayes (c), Bob Johnson (of)
1940 Frank Hayes (c), Bob Johnson (of)
1941 Frank Hayes (c)
1942 Bob Johnson (of)
1943 Russell Blackburne (coach), Dick Siebert (1b)
1944 Frank Hayes (c), Bobo Newsom (p)
1945 NO GAME
1946 Buddy Rosar (c), Sam Chapman (of)
1947 Buddy Rosar (c)
1948 Buddy Rosar (c)*, Joe Coleman (p)
1949 Eddie Joost (ss)*, Lou Brissie (p), Alex Kellner (p)
1950 Ferris Fain (1b)
1951 Ferris Fain (1b)*, Bobby Shantz (p)
1952 Ferris Fain (1b), Bobby Shantz (p), Eddie Joost (ss)
1953 Gus Zernial (of)*, Eddie Robinson (1b)
1954 Jim Finigan (3b)
1955 Jim Finigan (3b)*, Vic Power (1b)
1956 Harry Simpson (of), Vic Power (1b)
1957 Joe DeMaestri (ss)
1958 Bob Cerv (of)*
1959 Harry Craft (coach), Bud Daley (p), Roger Maris (of)****
1960 Bud Daley (p)
1961 Dick Howser (ss)
1962 Norm Siebern (1b), Hank Bauer (coach)****
1963 Norm Siebern (1b-of)
1964 John Wyatt (p)
1965 John O'Donoghue (p)
1966 Jim Hunter (p)
1967 Jim Hunter (p)
1968 Bert Campaneris (ss), Rick Monday (of), John Odum (p)
1969 Sal Bando (3b)*, Reggie Jackson (of)*, John Odum (p)
1970 Jim Hunter (p)
1971 Vida Blue (p), Dave Duncan (c), Reggie Jackson (of)
1972 Dick Williams (coach), Sal Bando (3b), Bert Campaneris (ss), Ken Holtzman (p), Jim Hunter (p), Reggie Jackson (of)*, Joe Rudi (of)
1973 Dick Williams (manager), Sal Bando (3b), Bert Campaneris (ss), Rollie Fingers (p), Ken Holtzman (p), Jim Hunter (p), Reggie Jackson (of)*
1974 Sal Bando (3b), Bert Campaneris (ss)*, Rollie Fingers (p), Jim Hunter (p), Reggie Jackson (of)*, Joe Rudi (of)
1975 Alvin Dark (manager), Wes Stock (coach), Vida Blue (p), Bert Campaneris (ss)*, Rollie Fingers (p), Reggie Jackson (of)*, Joe Rudi (of)*, Gene Tenace (c), Claudell Washington (of)
1976 Rollie Fingers (p), Phil Garner (2b)
1977 Vida Blue (p), Wayne Gross (3b)
1978 Matt Keough (p)
1979 Jeff Newman (c)
1980 Rickey Henderson (of)
1981 Tony Armas (of), Mike Norris (p)
1982 Billy Martin (manager), Art Fowler (coach), Jackie Moore (coach), Rickey Henderson (of)*
1983 Rickey Henderson (of)
1984 Bill Caudill (p), Rickey Henderson (of), Jackie Moore (coach)

1985 Jay Howell (p)
1986 Jose Canseco (of)
1987 Tony La Russa (coach), Rene Lachemann (coach), Jay Howell (p), Mark McGwire (1b)
1988 Jose Canseco (of)*, Dennis Eckersley (p), Carney Lansford (3b), Mark McGwire (1b)*, Terry Steinbach (c)*
1989 Tony La Russa (manager), Dave Duncan (coach), Art Kusnyer (coach), Jose Canseco (of)***, Mark McGwire (1b)*, Mike Moore (p), Terry Steinbach (c)*, Dave Stewart (p)*
1990 Tony La Russa (manager), Dave Duncan (coach), Dave McKay (coach), Jose Canseco (of)*, Dennis Eckersley (p), Rickey Henderson (of)*, Mark McGwire (1b)*, Bob Welch (p)*
1991 Tony La Russa (manager), Dave Duncan (coach), Rene Lachemann (coach), Tommie Reynolds (coach), Harold Baines (of), Dennis Eckersley (p), Dave Henderson (of)*, Rickey Henderson (of)*, Mark McGwire (1b)**
1992 Jose Canseco (of)***, Dennis Eckersley (p), Mark McGwire (1b)*
1993 Terry Steinbach (c)
1994 Ruben Sierra (of)
1995 Mark McGwire (1b)***, Steve Ontiveros (rhp)
1996 Mark McGwire (1b)
1997 Mark McGwire (1b)
1998 Art Howe (coach), Ben Grieve (of)
1999 John Jaha (1b)
2000 Jason Giambi (1b)*, Tim Hudson (rhp), Jason Istringhausen (rhp)
2001 Jason Giambi (1b)
2002 Miguel Tejada (ss), Barry Zito (lhp)
2003 Ramon Hernandez (c), Keith Foulke (rhp), Mark Mulder (lhp), Barry Zito (lhp)*****
2004 Mark Mulder (lhp)*, Tim Hudson (rhp)***
2005 Justin Duchscherer (rhp), Ken Macha (coach)
2006 Barry Zito (lhp)
2007 Dan Haren (rhp)*
2008 Justin Duchscherer (rhp)
2009 Andrew Bailey (rhp)
2010 Andrew Bailey (rhp), Trevor Cahill (rhp)*****, Bob Geren (coach)
2011 Gio Gonzalez (lhp)
2012 Ryan Cook (rhp), Bob Melvin (coach)
2013 Grant Balfour (rhp), Bartolo Colon***** (rhp)
2014 Yoenis Cespedes (of), Josh Donaldson (3b)*, Sean Doolittle (lhp), Scott Kazmir (lhp), Brandon Moss (1b/of), Derek Norris (c), Jeff Samardzija (rhp)*****
2015 Sonny Gray (rhp)*****, Stephen Vogt (c)
2016 Stephen Vogt (c)
2017 Yonder Alonso (1b)
2018 Jed Lowrie (2b), Blake Treinen (p)
2019 Matt Chapman (3b), Liam Hendriks (p)
2020 NO GAME
2021 Chris Bassitt (rhp), Matt Olson (1b)
2022 Paul Blackburn (rhp)
2023 Brent Rooker (of)

* All-Star Game Starters

** Elected Starter, Injured

*** Injured, did not play

**** Second game addition

***** Ineligible List, did not play

***** Named to NL All-Star Team, ineligible list

OAKLAND ATHLETICS IN SEASON OPENERS

Year	Date	Opponent	W-L	Score	WP	LP	Attendance
1968	April 10	at Baltimore	L	1-3	Phoebus	Hunter	22,050
1969	April 8	Chicago	W	5-2	Odom	Peters	23,610
1970	April 7	at Kansas City	W	6-4	Odom	Bunker	18,127
1971	April 5	at Washington	L	0-8	Bosman	Blue	45,061
1972	April 15	Minnesota	W	4-3 (11)	Locker	LaRoche	9,912
1973	April 6	Minnesota	L	3-8	Blyleven	Hunter	37,972
1974	April 4	at Texas	W	7-2	Hunter	Bibby	21,907
1975	April 8	Chicago	W	3-2	Blue	Wood	17,474
1976	April 9	at California	W	5-2	Torrez	Tanana	30,094
1977	April 9	Minnesota	W	7-4	Torrez	Schuler	12,562
1978	April 7	at California	L	0-1	Tanana	Langford	29,194
1979	April 6	Minnesota	L	3-5	Goltz	Langford	10,387
1980	April 10	Minnesota	L	7-9 (12)	Corbett	McCatty	24,415
1981	April 9	at Minnesota	W	5-1	Norris	Koosman	42,658
1982	April 6	California	W	3-2 (11)	Jones	Aase	48,348
1983	April 4	Cleveland	L	5-8	Sutcliffe	Langford	34,831
1984	April 3	Milwaukee	W	6-5	Burgmeier	Fingers	45,398
1985	April 9	at Seattle	L	3-6	Moore	Codioli	37,161
1986	April 8	Minnesota	L	2-3	Viola	Codioli	44,726
1987	April 7	at Minnesota	L	4-5 (10)	Frazier	Krueger	43,548
1988	April 4	Seattle	W	4-1	Stewart	Langston	45,333
1989	April 3	Seattle	W	3-2	Stewart	Langston	46,163
1990	April 9	Minnesota	W	8-3	Stewart	Anderson	45,207
1991	April 9	Minnesota	W	7-2	Stewart	Morris	44,373
1992	April 6	Kansas City	W	5-3	Honeycutt	Aquino	44,078
1993	April 5	Detroit	W	9-4	Welch	Moore	43,370
1994	April 5	at Milwaukee	L	7-11	Kiefer	Ontiveros	52,012
1995	April 26	at Toronto	L	1-13	Cone	Stewart	50,426
1996	April 1	vs. Toronto*	L	6-9	Hanson	Reyes	7,292
1997	April 2	Cleveland	L	7-9	Kline	Wengert	41,332
1998	April 1	Boston	L	0-2	Martinez	Candiotti	36,915
1999	April 4	New York	W	5-3 (8)	Mathews	Stanton	46,380
2000	April 3	Detroit	L	4-7	Nomo	Appier	53,498
2001	April 2	at Seattle	L	4-5	Rhodes	Mecir	45,911
2002	April 1	Texas	W	8-3	Mulder	Park	43,908
2003	April 1	Seattle	W	5-0	Hudson	Garcia	41,723
2004	April 5	Texas	W	5-4	Bradford	Nelson	45,122
2005	April 4	at Baltimore	L	0-4	Lopez	Zito	48,271
2006	April 3	New York	L	2-15	Johnson	Zito	35,077
2007	April 2	at Seattle	L	0-4	Hernandez	Haren	46,002
2008	March 25	vs. Boston**	L	5-6 (10)	Okajima	Street	44,628
2009	April 6	at Los Angeles	L	0-3	Saunders	Braden	43,220
2010	April 5	Seattle	L	3-5	League	Ziegler	30,686
2011	April 1	Seattle	L	2-6	Hernandez	Breslow	36,067
2012	March 28	vs. Seattle**	L	1-3	Wilhelmsen	Carignan	44,227
2013	April 1	Seattle	L	0-2	Hernandez	Anderson	36,067
2014	March 31	Cleveland	L	0-2	Allen	Johnson	36,067
2015	April 6	Texas	W	8-0	Gray	Gallardo	36,067
2016	April 4	Chicago (AL)	L	3-4	Sale	Hill	35,067
2017	April 3	Los Angeles (AL)	W	4-2	Graveman	Nolasco	36,067
2018	March 29	Los Angeles (AL)	W	6-5 (11)	Hatcher	Ramirez	27,764
2019	March 20	vs. Seattle**	L	7-9	Gonzales	Fiers	45,787
2020	July 24	Los Angeles (AL)	W	7-3 (10)	Smith	Robles	—
2021	April 1	Houston	L	1-8	Greinke	Bassitt	10,436
2022	April 8	at Philadelphia	L	5-9	Nola	Montas	44,232
2023	March 30	Los Angeles (AL)	W	2-1	May	Loup	26,805

*Las Vegas, Nev. **Tokyo, Japan

Overall Record: 25-31 (Oakland 21-15, Road 4-12, Tokyo 0-3, Las Vegas 0-1)

OAKLAND A'S OPENING DAY LINEUPS

1968
 CampanerisSS
 R. JacksonRF
 Bando3B
 Webster1B
 Donaldson2B
 PagliarioniC
 GosgerLF
 MondayCF
 HunterP

1969
 CampanerisSS
 R. JacksonRF
 HershbergerLF
 Bando3B
 Cater1B
 Green2B
 MondayCF
 DuncanC
 OdumP

1970
 CampanerisSS
 MondayCF
 F. AlouLF
 R. JacksonRF
 Bando3B
 Mincher1B
 Green2B
 FernandezC
 OdumP

1971
 CampanerisSS
 F. AlouLF
 R. JacksonRF
 Mincher1B
 Bando3B
 MondayCF
 DuncanC
 Green2B
 BlueP

1972
 CampanerisSS
 RudiLF
 R. JacksonRF
 Bando3B
 Epstein1B
 B. BrooksCF
 DuncanC
 Green2B
 HoltzmanP

1973
 NorthDH
 MaxwellSS
 RudiLF
 R. JacksonRF
 Bando3B
 Tenace1B
 ConigliaroCF
 FosseC
 Green2B
 HunterP

1974
 NorthCF
 CampanerisSS
 Bando3B
 R. JacksonRF
 Tenace1B
 RudiLF
 D. JohnsonDH
 FosseC
 Green2B
 HunterP

1975
 NorthCF
 CampanerisSS
 Bando3B
 R. JacksonRF
 Rudi1B
 B. WilliamsDH
 TenaceC
 C. WashingtonLF
 Garner2B
 BlueP

1976
 NorthCF
 CampanerisSS
 C. WashingtonRF
 Baylor1B
 RudiLF
 Bando3B
 TenaceC
 B. WilliamsDH
 Garner2B
 M. TorrezP

1977
 NorthCF
 Scott2B
 PageLF
 Allen1B
 SanguillenC
 Gross3B
 Spencer1B
 E. WilliamsDH
 A. ArmasRF
 PiccioloSS
 M. TorrezP

1978
 DiloneLF
 NorthCF
 Thomasson1B
 ArmasRF
 G. AlexanderDH
 EssianC
 Gross3B
 GuerreroSS
 Staggs2B
 LangfordP

1979
 BurkeLF
 DiloneRF
 PageDH
 NewmanC
 Revere1B
 Edwards2B
 ArmasCF
 Klutts3B
 PiccioloSS
 LangfordP

1980
 HendersonLF
 MurphyCF
 HeathC
 Newman1B
 EssianDH
 ArmasRF
 GuerreroSS
 Klutts3B
 Picciolo2B
 LangfordP

1981
 HendersonLF
 MurphyCF
 C. JohnsonDH
 ArmasRF
 HeathC
 Newman1B
 Babitt2B
 McKay3B
 PiccioloSS
 NorrisP

1982
 HendersonLF
 MurphyCF
 MeyerDH
 ArmasRF
 Gross3B
 Spencer1B
 Lopes2B
 KearneyC
 StanleySS
 LangfordP

1983
 HendersonLF
 DavisRF
 Lansford3B
 MurphyCF
 BurroughsDH
 Moore1B
 Lopes2B
 KearneyC
 PhillipsSS
 LangfordP

1984
 HendersonLF
 MurphyCF
 Morgan2B
 Lansford3B
 Bochte1B
 KingmanDH
 DavisRF
 HeathC
 HillSS
 McCattyP

1985
 CollinsLF
 Lansford3B
 MurphyCF
 KingmanDH
 Bochte1B
 HeathC
 DavisRF
 Hill2B
 GriffinSS
 CodioliP

1986
 Phillips2B
 MurphyCF
 BakerDH
 Kingman1B
 CansecoLF
 Lansford3B
 DavisRF
 GriffinSS
 TettletonC
 CodioliP

1987
 DavisRF
 Phillips2B
 Lansford3B
 CansecoLF
 JacksonDH
 MurphyCF
 R. Nelson1B
 TettletonC
 GriffinSS
 YoungP

1988
 Phillips2B
 Lansford3B
 CansecoRF
 McGwire1B
 ParkerLF
 HendersonCF
 BaylorDH
 SteinbachC
 WeissSS
 StewartP

1989
 PhillipsLF
 D. HendersonCF
 Lansford3B
 McGwire1B
 SteinbachC
 ParkerDH
 Hubbard2B
 JavierRF
 WeissSS
 StewartP

1990
 R. HendersonLF
 Lansford3B
 CansecoRF
 McGwire1B
 D. HendersonCF
 SteinbachC
 JavierDH
 Gallego2B
 WeissSS
 StewartP

1991
 R. HendersonLF
 D. HendersonCF
 CansecoRF
 BainesDH
 SteinbachC
 McGwire1B
 Riles3B
 WeissSS
 Gallego2B
 StewartP

1992
 R. HendersonLF
 WilsonCF
 CansecoRF
 BainesDH
 McGwire1B
 SteinbachC
 Lansford3B
 BordickSS
 Blankenship2B
 StewartP

1993

R. Henderson LF
 D. Henderson CF
 Sierra RF
 McGwire 1B
 Neel DH
 Steinbach C
 Browne 3B
 Bordick SS
 Blankenship 2B
 Welch P

1994

Henderson LF
 Javier CF
 Sierra RF
 McGwire 1B
 Gates 2B
 Neel DH
 Steinbach C
 Brosius 3B
 Bordick SS
 Witt P

1995

Henderson LF
 Javier CF
 Berroa DH
 Sierra RF
 McGwire 1B
 Steinbach C
 Brosius 3B
 Gallego 2B
 Bordick SS
 Stewart P

1996

Young CF
 Gates 2B
 Giambi 1B
 Berroa DH
 Plantier LF
 Muñoz RF
 Steinbach C
 Lovullo 3B
 Bordick SS
 Reyes P

1997

Batista SS
 Brosius 3B
 Canseco RF
 McGwire 1B
 Berroa DH
 Giambi LF
 Young CF
 Spiezio 2B
 Williams C
 Prieto P

1998

Henderson LF
 Magadan 3B
 Grieve RF
 Stairs DH
 Giambi 1B
 Spiezio 2B
 Hinch C
 McDonald CF
 Bournigal SS
 Candiotti P

1999

Phillips 2B
 McDonald CF
 Giambi DH
 Stairs RF
 Jaha 1B
 Grieve LF
 Chavez 3B
 Hinch C
 Tejada SS
 Heredia P

2000

Becker CF
 Tejada SS
 Giambi, Ja. 1B
 Jaha DH
 Stairs RF
 Grieve LF
 Hernandez C
 Chavez 3B
 Menechino 2B
 Appier P

2001

Damon LF
 Ortiz 2B
 Giambi, Ja. 1B
 Saenz DH
 Chavez 3B
 Tejada SS
 Long CF
 Giambi, Je. RF
 Hernandez C
 Hudson P

2002

Giambi, Je. LF
 Velarde 2B
 Hatteberg DH
 Justice RF
 Chavez 3B
 Tejada SS
 Long CF
 Hernandez C
 Pena 1B
 Mulder P

2003

Ellis 2B
 Hatteberg 1B
 Tejada SS
 Chavez 3B
 Dye RF
 Durazo DH
 Long LF
 Hernandez C
 Singleton CF
 Hudson P

2004

Kotsay CF
 Kilty LF
 Chavez 3B
 Dye RF
 Durazo DH
 Karros 1B
 Crosby SS
 Miller C
 Scutaro 2B
 Hudson P

2005

Kotsay CF
 Kendall C
 Chavez 3B
 Durazo DH
 Hatteberg 1B
 Byrnes LF
 Crosby SS
 Swisher RF
 Ellis 2B
 Zito P

2006

Ellis 2B
 Kotsay CF
 Crosby SS
 Chavez 3B
 Thomas DH
 Bradley RF
 Payton LF
 Kendall C
 Swisher 1B
 Zito P

2007

Kendall C
 Stewart LF
 Bradley CF
 Piazza DH
 Chavez 3B
 Swisher 1B
 Crosby SS
 Buck RF
 Ellis 2B
 Haren P

2008

Buck RF
 Ellis 2B
 Barton 1B
 Cust DH
 Brown LF
 Crosby SS
 Hannahan 3B
 Suzuki C
 R. Sweeney CF
 Blanton P

2009

Sweeney CF
 Cabrera SS
 Giambi DH
 Holliday LF
 Garciaparra 1B
 Chavez 3B
 Suzuki C
 Cust RF
 Ellis 2B
 Braden P

2010

Davis CF
 Barton 1B
 Sweeney RF
 Kouzmanoff 3B
 Suzuki C
 Chavez DH
 Ellis LF
 Buck 2B
 Pennington SS
 Sheets P

2011

Crisp CF
 Barton 1B
 DeJesus RF
 Willingham LF
 Matsui DH
 Suzuki C
 Ellis 2B
 Kouzmanoff 3B
 Pennington SS
 Cahill P

2012

Weeks 2B
 Pennington SS
 Crisp LF
 Smith DH
 Suzuki CF
 Reddick RF
 Céspedes CF
 Allen 1B
 Sogard 3B
 McCarthy P

OAKLAND A'S OPENING DAY TRIVIA**Most Starts**

12 Rickey Henderson
 11 Eric Chavez
 9 Sal Bando
 Reggie Jackson
 Carney Lansford
 Mark McGwire
 Terry Steinbach
 8 Bert Campaneris
 Mark Ellis
 Dwayne Murphy

Most Starts by Position

P: Stewart 6, Langford, 5, Hunter 3, Hudson 3
 C: Steinbach 9, Suzuki 5, Heath 4, Hernandez 4
 1B: McGwire 9, Giambi 4, Barton 4, Olson 4
 2B: Ellis 8, Green 6, Phillips 4, Lowrie 4
 3B: Chavez 10, Bando 9, Lansford 9
 SS: Campaneris 8, Semien 6, three with 5
 LF: Henderson 12, Rudi 4, five with 2
 CF: Murphy 8, North 5, D. Henderson 5
 RF: Jackson 8, Armas 5, Canseco 5, Davis 5
 DH: Berroa 3, Durazo 3, Davis 3

Most Consecutive Starts

P: 5 Stewart (1988-92)
 C: 9 Steinbach (1988-96)
 1B: 8 McGwire (1988-95)
 2B: 7 Ellis (2005-11)
 3B: 9 Bando (1968-76), Chavez (1999-2007)
 SS: 6 Semien (2015-20)
 LF: 6 Henderson (1990-95)
 CF: 8 Murphy (1980-87)
 RF: 8 Jackson (1968-75)
 DH: 3 Berroa (1995-97), Durazo (2003-05),
 Davis (2018-20)

2013
 CrispCF
 JasoC
 ReddickRF
 CéspedesLF
 LowrieSS
 Moss1B
 Donaldson3B
 SmithDH
 Sogard2B
 AndersonP

2016
 BurnsCF
 Lowrie2B
 ReddickRF
 Valencia3B
 DavisLF
 ButlerDH
 Canha1B
 VogtC
 SemienSS
 HillP

2018
 JoyceLF
 SemienSS
 Lowrie2B
 DavisDH
 Olson1B
 PiscottyRF
 Chapman3B
 LucroyC
 PowellCF
 GravemanP

2020
 SemienSS
 LaureanoCF
 Chapman3B
 DavisDH
 Olson1B
 Pinder2B
 CanhaLF
 PiscottyRF
 MurphyC
 MontasP

2022
 Kemp2B
 McKinneyDH
 MurphyC
 PinderLF
 Brown1B
 AndrusSS
 Smith3B
 PiscottyRF
 PacheCF
 MontasP

2014
 CrispCF
 Donaldson3B
 LowrieSS
 MossDH
 CéspedesLF
 JasoC
 ReddickRF
 Barton1B
 Sogard2B
 GrayP

2017
 R. DavisCF
 JoyceRF
 HealyDH
 K. DavisLF
 VogtC
 Lowrie2B
 Plouffe3B
 Alonso1B
 SemienSS
 GravemanP

2019
 LaureanoCF
 Chapman3B
 PiscottyRF
 DavisDH
 PinderLF
 Olson1B
 Olson1B
 Profar2B
 SemienSS
 HundleyC
 FiersP

2021
 CanhaLF
 LaureanoCF
 Olson1B
 Chapman3B
 MorelandDH
 Lowrie2B
 MurphyC
 PinderRF
 AndrusSS
 BassittP

2023
 Kemp2B
 CapelDH
 Diaz, A.SS
 BrownLF
 Aguilar1B
 LaureanoRF
 Peterson3B
 LangeliersC
 RuizCF
 MullerP

2015
 GentryRF
 FuldCF
 ZobristLF
 ButlerDH
 Davis1B
 Lawrie3B
 VogtC
 SemienSS
 Sogard2B
 GrayP

THE CHAMPIONSHIP YEARS

1910: Finished with a 102-48 record and outdistanced the New York Highlanders by 14.5 games in the American League standings...defeated the Chicago Cubs in five games to win the first of five World Championships in Philadelphia...102 wins set a new American League record...opened the season in Washington in a game attended by President William Howard Taft, who honored the game by throwing out the first ball, setting a precedent which was followed by each of



1910 PHILADELPHIA ATHLETICS – Front row: Topsy Hartsel, Stuffy McInnis, Tom Atkins, Harry Krause, bat boy Louis Van Zelt, Jim Dygert, Eddie Collins, Jack Barry and Pat Livingston; Second row: Rube Oldring, Bris Lord, Danny Murphy, Manager Connie Mack, Eddie Plank, Jack Lapp and Amos Strunk; Top row: Harry Davis, Frank Baker, Jack Coombs, Ira Thomas, Chief Bender, Ben Hauser, Claude Derrick, Cy Morgan and Pat Donohue.

his successors until the Senators left Washington following the 1971 season...the pitching staff, headlined by Jack Coombs, Chief Bender, Cy Morgan and Eddie Plank, finished with a 1.79 ERA...Coombs emerged as the ace of the pitching staff and finished with a 31-9 record and a 1.30 ERA, including 13 shutouts...compiled a 46-inning scoreless streak during the season...the infield of Stuffy McInnis, Eddie Collins, Jack Barry and Frank Baker would become known as the “\$100,000 Infield”...won the first three games of the World Series before the Cubs took game four, 4-3 in 10 innings...Coombs won his third game of the series in Game 5, out-pitching Mordecai Brown to lift the A’s to their first world title.

1911 World Champion Philadelphia Athletics




1911 PHILADELPHIA ATHLETICS – Front row: Topsy Hartsel, Doc Martin, Dave Danforth, Louis Van Zeldt (mascot), Stuffy McInnis, Eddie Collins, Jack Barry; Row two: Rube Oldring, Bris Lord, Danny Murphy, Manager Connie Mack, Eddie Plank, Jack Lapp, Amos Strunk; Top row: Harry Davis, Frank Baker, Jack Coombs, Harry Krause, Ira Thomas, Chief Bender, Claude Derrick, Cy Morgan, Padding Livingston

doubles and two home runs...faced the New York Giants in the World Series in a rematch of the 1905 Fall Classic, won by the Athletics...Christy Mathewson and Chief Bender squared-off in Game 1, just as they did in the 1905 Series finale...a run-scoring double by New York's Josh Devore in the seventh inning broke a 1-1 tie as the Giants captured the first game...the A's won Game 2, 3-1, behind the pitching of Eddie Plank and a home run by Baker...A's took a 2-1 lead in the series by winning Game 3, 3-2 in 11 innings at the Polo Grounds...after heavy rains forced postponement of the series for a week, the A's captured Game 4 at Shibe Park, 4-2, as Bender outdueled Mathewson...the Giants staved off elimination by winning Game 5 at the Polo Grounds, 4-3 in 10 innings...the A's routed the Giants, 13-2 in Game 6 to capture their second straight World Series title.

1913: The Athletics posted a 96-57 regular season record and outdistanced Washington by six-and-a-half games to reclaim the American League pennant...defeated the New York Giants in five games to capture their third World Series title in four years...moved into first place in April and stayed atop the AL standings the rest of the way...Jack Coombs, three years removed from a 31-win season, missed the entire campaign with typhoid fever...Chief Bender (21-10), Eddie Plank (18-10), Boardwalk Brown (17-11), Byron "Duke" Houck (14-6) and rookie "Bullet" Joe Bush (14-6) anchored the pitching staff...the "\$100,000 Infield" turned in another solid season...Frank Baker hit .336 to go along with an American League-best 12 home runs and 117 RBI...Stuffy McInnis hit .324 with 90 RBI, Collins finished with a .345 average while Barry batted .275...the Athletics and Giants split the first two games of the series before the A's won Games 3, 4 and 5 to capture their third World Series title.

1913 World Champion Philadelphia Athletics



1913 PHILADELPHIA ATHLETICS – Front row: Byron Houck, Eddie Murphy, Eddie Plank, Amos Strunk, Danny Murphy, Jimmy Walsh, John Taff; Middle row: Tom Daley, Wally Schang, Jack Lapp, Boardwalk Brown, Chief Bender, Weldon Wyckoff, Harry Davis, Billy Orr; Top row: Joe Bush, Stuffy McInnis, Jack Barry, Eddie Collins, Frank Baker, Manager Connie Mack, Rube Oldring, Ira Thomas

1929 World Champion Philadelphia Athletics



1929 PHILADELPHIA ATHLETICS – Front row: Mule Haas, Joe Boley, Homer Summa, Walter French, Carroll Yerkes, Earl Mack, Eddie Collins, Jim Cronin, Sammy Hale, Max Bishop; Middle row: Charlie Perkins, Eddie Rommel, Jimmy Foxx, Trainer E.E. Ebling, Business Manager R. Von Ohl, Manager Connie Mack, President Thomas Shibe, Kid Gleason, Howard Ehmke, Jimmy Dykes, Mickey Cochrane; Top row: Bill Shores, Bevo Lebourveau, George Burns, Lefty Grove, Rube Walberg, Steve Pflueger, George Earnshaw, Al Simmons, Bing Miller, Bill Breckinridge, Jack Quinn

AL cellar before finishing seventh in 1922...finished sixth in 1923, fifth in '24, second in '25, third in '26 and second in '27 and '28 before winning the pennant in 1929...Al Simmons leads the American League with 157 RBI and finished second with a .365 batting average...Jimmie Foxx hit .354 with 33 home runs while catcher Mickey Cochrane finished with a .331 average...Bing Miller (.335), Jimmy Dykes (.327) and Mule Haas (.313) also topped the .300 mark for the season...Earnshaw (24-8, 3.29) and Grove (20-6, 2.81) combined for 44 wins.

1930: After posting a 102-52 regular season record, the Athletics successfully defended their World Championship by defeating a hard-nosed St. Louis Cardinals team in six games...offensively, Al Simmons led the AL with a .381 average to go along with 36 home runs...Jimmie Foxx hit .335 and his 37 home runs ranked tied for third in the league behind Babe Ruth (49) and Lou Gehrig (41)...Mickey Cochrane finished the year with a .357 average...Lefty Grove posts a 28-5 record to go along with a 2.54 ERA while George Earnshaw finished with a 22-13 record and a 4.44 ERA...the 1931 Athletics won a franchise record 107 games, but were denied a third straight championship after losing to the St. Louis Cardinals in a seven-game World Series...after finishing second in 1932 and third in 1933, the A's would average 92 losses a season for the next 21 years before relocating to Kansas City for the 1955 season.

1930 World Champion Philadelphia Athletics




1930 PHILADELPHIA ATHLETICS – Front row: Joe Boley, Max Bishop, Jimmy Dykes, Eddie Collins, Manager Connie Mack, Kid Gleason, Eddie Rommel, Al Simmons, Mickey Cochrane; Middle row: Ralph Perkins, Frank Higgins, Homer Summa, Jimmy Foxx, Dibrell Williams, Bing Miller, Lefty Grove, Jimmy Moore, Charlie Perkins; Top row: Trainer Dr. E. E. Ebling, Leroy Mahaffey, George Earnshaw, George Haas, William Shores, Wally Schang, Coach Earl Mack and Jack Quinn

ATHLETICS MOST ALL-STAR GAME SELECTIONS

9	Mark McGwire
6	Jim Hunter
6	Reggie Jackson
6	Rickey Henderson
5	Bert Campaneris
5	Bob Johnson
5	Jose Canseco

1972 World Champion Oakland Athletics



1972 OAKLAND A's – Front row: Matty Alou, Mike Hegan, bat boy Ron Pieraldi, Tim Cullen, Dick Green; Second row: Travelling secretary Tom Corwin, Bert Campaneris, Angel Mangual, Coach Jerry Adair, Coach Bill Posedel, Manager Dick Williams, Coach Vern Hoscheit, Coach Irv Noren, John "Blue Moon" Odom, Ted Kubiak; Third row: Trainer Joe Romo, Reggie Jackson, Gonzalo Marquez, Joe Horlen, Darold Knowles, Gene Tenace, Dal Maxvill, Sal Bando, Dave Hamilton, Vida Blue, Frank Ciensczyk; Fourth row: Joe Rudi, Don Mincher, Ken Holtzman, Rollie Fingers, George Hendrick, Bob Locker, Mike Epstein, Dave Duncan, Jim "Catfish" Hunter

Vida Blue, who won both the AL Cy Young Award and league MVP honors a year before, to miss spring training and he did not make his first start until May 28th...led by Mike Epstein (26) and Reggie Jackson (25), the A's led the American League with 134 home runs...Jackson tore a hamstring muscle in the fifth game of the ALCS vs. Detroit and was sidelined for the World Series... Gene Tenace, who hit just .225 with five home runs during the regular season, hits a then-Fall Classic record four home runs to go along with a .348 average to earn World Series MVP honors.

1973: The A's claimed their third straight AL West title with a 94-68 record and dispatched the Baltimore Orioles to win a hard-fought five-game ALCS...defeated the New York Mets in seven games to capture a second straight World Championship...Reggie Jackson led the American League in home runs (32) and RBI (117) and hit .293 to earn AL MVP honors...after hitting just .143 against Baltimore in the ALCS, Jackson earned World Series MVP honors after hitting .310 with three doubles, a triple and a home run against the Mets...third baseman Sal Bando hit .287 with 29 home runs and 98 RBI

while playing all 162 games at third base...All-Star shortstop Campy Campaneris reached the 150-hit plateau for the second consecutive season and for the sixth time in 10 years...hit .333 vs. Baltimore and set then-ALCS records for total bases (14) and stolen bases (3) and tied an ALCS record with two home runs...hit .290 with six runs, three stolen bases, a triple and home run vs. the Mets in the World Series...Dick Green bounced back from an injury-plagued 1972 campaign to set a then-Oakland record for highest fielding percentage by a second baseman (.988)...Bill North, acquired in a trade with the Cubs in the off-season, emerged as the A's everyday center fielder, but a late season ankle injury forced him to miss both the ALCS and World Series... catcher Ray Fosse was acquired from Cleveland during spring training and established career highs in games played (143), at bats (492), doubles (23) and triples (2)...pitching staff was paced

1972: The Swingin' A's finished with a 93-62 regular season record and held off the Chicago White Sox to capture a second straight American League West title...defeated the Detroit Tigers in five games in the American League Championship Series to advance to the World Series, where they defeated the heavily-favored Cincinnati Reds in seven games...the pitching staff, led by Jim "Catfish" Hunter (21-7), Ken Holtzman (19-11), John "Blue Moon" Odom (15-6) and closer Rollie Fingers (11-9, 21 saves), finished second in the American League with a 2.58 ERA...a contract dispute forced

1973 World Champion Oakland Athletics



1973 OAKLAND A's – Front row: Reggie Jackson, Jim "Catfish" Hunter, Pat Bourque, batboy Ron Pieraldi, Dick Green, Vic Davalillo, Billy North; Second row: Bert Campaneris, Vida Blue, Paul Lindblad, Coach Jerry Adair, Coach Vern Hoscheit, Manager Dick Williams, Coach Irv Noren, Coach Wes Stock, Sal Bando, Gene Tenace; Third row: Trainer Joe Romo, traveling secretary Jim Bank, Angel Mangual, Jesus Alou, Joe Rudi, John "Blue Moon" Odom, Mike Andrews, Ted Kubiak, equipment manager Frank Ciensczyk; Fourth Row: Horacio Pina, Ken Holtzman, Deron Johnson, Rollie Fingers, Billy Conigliaro, Ray Fosse, Darold Knowles and Allan Lewis

by 20-game winners Catfish Hunter (21-5), Ken Holtzman (21-13) and Vida Blue (20-9)...Hunter posted his third straight 21-win season despite missing a month of the season with an injury...strung together 13-straight victories from June 2 to September 5... Hunter posted two wins over Baltimore in the ALCS, including a 3-0 shutout in Game 5...he kept his record perfect in World Series play, winning Game 6 against the Mets...Holtzman won seven games in the month of May and finished with four shutouts among his 16 complete games...after a slow start, Blue won 11 of his last 13 decisions down the stretch to notch his second 20-win season in just his third full Major League season...Blue tossed a team-high four shutouts during the season...Manager Dick Williams resigned shortly after the season after failing to come to terms on a new contract.



1974 World Champion Oakland Athletics

1974 OAKLAND A's – Front row: Jim "Catfish" Hunter, Dal Maxvill, Angel Mangual, Jim Holt; Second row: Bert Campaneris, Paul Lindblad, Vida Blue, Coach Bob Hofman, Coach Bobby Winkles, Manager Alvin Dark, Coach Wes Stock, Coach Jerry Adair, Sal Bando, Ted Kubiak, Billy North; Third row: Trainer Joe Romo, Traveling secretary Jim Bank, Herb Washington, Reggie Jackson, Jesus Alou, Dave Hamilton, Glenn Abbott, Joe Rudi, Ray Fosse, Dick Green, Phil Garner, Equipment manager Frank Ciensczyk; Top row: Claudell Washington, Gene Tenace, Larry Haney, Ken Holtzman, Rollie Fingers, John "Blue Moon" Odom, Darold Knowles

1974: Under new manager Alvin Dark, the A's defeated the Los Angeles Dodgers to claim their third straight World Series...finished the regular season with a 90-72 record and won their fourth straight AL West title by five games over Texas...defeated the Baltimore Orioles in a four-game ALCS to set up the first ever All-California World Series against the Dodgers... Catfish Hunter captured the American League Cy Young Award after winning a career high 25 games to go along with a 2.49 ERA...Rollie Fingers made a career high 76 appearances to set a then-Oakland

record...he was named World Series MVP after chalking up a win, two saves and a 1.93 ERA in four appearances...Fingers earned the win in Game 1 as he worked 4.1 innings in relief of Ken Holtzman...Campy Campaneris hit a career high .290 and stole over 30 bases for the 10th straight season...Campy batted .353 in five World Series games against the Dodgers...Joe Rudi led the AL in doubles (39) and total bases (287) while finishing third in RBI (99), fourth in slugging (.484) and fifth in hits (174)...Sal Bando finished second in the American League with 103 RBI...he hit game-winning home runs in the second and third games of the ALCS vs. Baltimore... Reggie Jackson started the season by batting .399 with 15 home runs and 42 RBI over the first 50 games...he made his fifth All-Star Game appearance in six years and amassed over 3.5 million votes in the fan balloting, nearly 800,000 more than runner up Hank Aaron...after a blazing start, Jackson hit just .239 with 14 home runs and 51 RBI over the final 104 games of the season... Claudell Washington made the jump from Double-A to appear in 73 games and was named to Topps Rookie All-Star Team.

ATHLETICS YOUNGEST AND OLDEST ALL-STARS


YOUNGEST

20 years, 95 days	Jim Hunter, 1966
20 years, 318 days	Claudell Washington, 1975
21 years, 94 days	Jim Hunter, 1967
21 years, 196 days	Rickey Henderson, 1980
21 years, 350 days	Vida Blue, 1971
22 years, 13 days	Jose Canseco, 1986
22 years, 64 days	Ben Grieve, 1998
22 years, 134 days	Trevor Cahill, 2010
22 years, 232 days	Rick Monday, 1968
23 years, 8 days	Matt Keough, 1978

OLDEST

40 years, 53 days	Bartolo Colón, 2013
37 years, 285 days	Dennis Eckersley, 1992
36 years, 335 days	Bobo Newsom, 1944
36 years, 279 days	Dennis Eckersley, 1991
36 years, 222 days	Bob Johnson, 1942
36 years, 33 days	Eddie Joost, 1952
35 years, 280 days	Dennis Eckersley, 1990
35 years, 198 days	Grant Balfour, 2013
34 years, 226 days	Bob Johnson, 1940
34 years, 128 days	Steve Ontiveros, 1995

1989: The A's posted a regular season mark of 99-63 and finished seven games ahead of Kansas City in the American League West Division...defeated Toronto in five games to win a second straight American League pennant...swept the San Francisco Giants in the "Battle of the Bay" World Series, which will always be remembered for the devastating earthquake that struck on Oct. 17 at 5:04 p.m., just minutes before the first pitch of Game 3 at Candlestick Park...for the second straight season, won more regular season games than any team in the Majors...never led the AL West by more than 4.5 games until



1989 OAKLAND A's – In front: Bat Boy *Tori Lewis*, Bat Boy *Evan Mattrai*, Bat Boy *Brian Caskey*; Front row: *Mike Gallego*, *Jim Corsi*, *Felix Jose*, Hitting Coach *Merv Rettenmund*, First Base Coach *Dave McKay*, Third Base Coach *Rene Lachemann*, Manager *Tony La Russa*, Pitching Coach *Dave Duncan*, Bullpen Coach *Art Kusnyer*, Bench Coach *Tommy Reynolds*, Glenn Hubbard, Matt Sinatra, Luis Polonia, Stan Javier; Second row: Traveling Secretary *Mickey Morabito*, Equipment manager *Frank Ciensczyk*, *Jose Canseco*, *Storm Davis*, *Dennis Eckersley*, *Bob Welch*, *Carney Lansford*, *Mark McGwire*, *Eric Plunk*, *Dave Parker*, Trainer *Barry Weinberg*, Assistant Trainer *Larry Davis*; Top row: *Tony Phillips*, *Todd Burns*, *Brian Snyder*, *Dave Henderson*, *Ron Hassey*, *Greg Cadaret*, *Mike Moore*, *Dave Stewart*, *Walt Weiss*, *Gene Nelson*, *Terry Steinbach*, *Rick Honeycutt*, *Curt Young*

the final week and never were more than three games out of the division lead...were an injury-plagued team for the first four months of the season as 11 different players spent time on the disabled list, including Jose Canseco, Mark McGwire, Storm Davis, Walt Weiss, Dennis Eckersley and Bob Welch...pitching staff posted the lowest ERA in the American League (3.09) for the second straight season...tossed a Major League-best 20 shutouts on the year...starting pitchers Dave Stewart (21-9), Mike Moore (19-11), Storm Davis (19-7) and Bob Welch (17-8) combined for a 76-35 record with a 3.25 ERA...Stewart became the first pitcher to string together three 20-win seasons since Hall of Famer Jim Palmer accomplished the feat from 1975-78...became just the second player in Oakland history to reel off three straight 20-win seasons...was the first since Catfish Hunter won 20 or more games during a four year stretch from 1971-74...was 4-0 in four postseason starts and earned World Series MVP honors...third baseman Carney Lansford set an Oakland single-season record with a .336 batting average, which was the second best mark in the AL...offense received a tremendous boost when the team reacquired Oakland native Rickey Henderson in a trade with the New York Yankees on June 20th...Henderson hit .294 and reached base safely in 80 of the 85 games he played with Oakland down the stretch...tied Wade Boggs for the AL lead in runs scored (113) and topped the loop with a career high 126 walks...was named ALCS MVP after hitting .400 with 15 total bases, eight runs scored, five RBI and seven walks in five games vs. the Blue Jays...hit a combined .441 in nine postseason games...Dave Parker topped the team with 97 RBI to go along with 22 home runs...McGwire ranked third in the AL with 33 home runs and ranked 10th in RBI (95)...Mike Gallego, who was thrust into the starting shortstop's role with Weiss sidelined for 65 games with an injury, finished the season with career highs in virtually every offensive category, including average (.252), runs (45), hits (90), home runs (3) and RBI (30)...Canseco, who won AL MVP honors the year before, missed the first 88 games of the season due to a stress fracture of the hook of the hamate bone in his left hand...despite missing the first half of the season, still managed to finish third on the team in homers (17) and fourth in RBI (57)...hit a tremendous home run in Game 4 of the ALCS off Mike Flanagan, a blast that carried into the fifth deck in Toronto's SkyDome.

ALL-TIME POSTSEASON RESULTS

AMERICAN LEAGUE WILD CARD

Year	Date	Opponent	W/L	Score	Winner	Loser	Save	Attendance
2014	9/30	at Kansas City	L	8-9 (12)	Frasor	Otero		40,502
2018	10/3	at New York	L	2-7	Betances	Hendriks		49,620
2019	10/2	Tampa Bay	L	1-5	Morton	Manaea		54,005
2020	9/29	Chicago	L	1-4	Giolito	Luzardo	Colome	—
2	9/30	Chicago	W	5-3	Bassitt	Keuchel	Diekman	—
3	10/1	Chicago	W	6-4	Montas	Marshall	Hendriks	—

AMERICAN LEAGUE DIVISION SERIES

Year	Date	Opponent	W/L	Score	Winner	Loser	Save	Attendance
1981	10/6	at Kansas City	W	4-0	NORRIS	LEONARD		40,592
2	10/7	at Kansas City	W	2-1	McCATTY	Jones		40,274
3	10/9	Kansas City	W	4-1	Langford	Gura	Beard	40,002
2000	10/3	New York	W	5-3	Heredia	Clemens	Isringhausen	47,360
2	10/4	New York	L	0-4	Pettitte	Appier	Rivera	47,860
3	10/6	at New York	L	2-4	Hernandez	HUDSON	Rivera	56,606
4	10/7	at New York	W	11-1	Zito	Clemens		56,915
5	10/8	New York	L	5-7	Stanton	Heredia	Rivera	41,170
2001	10/10	at New York	W	5-3	Mulder	Clemens	Isringhausen	56,697
2	10/11	at New York	W	2-0	Hudson	Pettitte	Isringhausen	56,684
3	10/13	New York	L	0-1	Mussina	Zito	Rivera	55,861
4	10/14	New York	L	2-9	Hernandez	Lidle		43,681
5	10/15	at New York	L	3-5	Stanton	Mulder	Rivera	56,642
2002	10/1	Minnesota	L	5-7	Radke	Lilly	Guardado	34,853
2	10/2	Minnesota	W	9-1	Mulder	Mays		31,953
3	10/4	at Minnesota	W	6-3	Zito	Reed	Koch	55,932
4	10/5	at Minnesota	L	2-11	Milton	Hudson		55,960
5	10/6	Minnesota	L	4-5	Radke	Mulder		32,146
2003	10/1	Boston	W	5-4 (12)	Harden	Lowe		50,606
2	10/2	Boston	W	5-1	Zito	Wakefield		36,305
3	10/4	at Boston	L	1-3 (11)	Williamson	Harden		35,460
4	10/5	at Boston	L	4-5	Williamson	Foulke		35,048
5	10/6	Boston	L	3-4	Martinez	Zito	Lowe	49,397
2006	10/3	at Minnesota	W	3-2	Zito	Santana	Street	55,542
2	10/4	at Minnesota	W	5-2	Calero	Neshek	Street	55,710
3	10/6	Minnesota	W	8-3	Haren	Radke		35,694
2012	10/6	at Detroit	L	1-3	Verlander	Parker	Valverde	43,323
2	10/7	at Detroit	L	4-5	Albuquerque	Balfour		40,684
3	10/9	Detroit	W	2-0	Anderson	Sanchez	Balfour	37,090
4	10/10	Detroit	W	4-3	Cook	Valverde		36,385
5	10/11	Detroit	L	0-6	VERLANDER	Parker		36,393

2013	Date	Opponent	W/L	Score	Winner	Loser	Save	Attendance
1	10/4	Detroit	L	2-3	Scherzer	Colón	Benoit	48,401
2	10/5	Detroit	W	1-0	Balfour	Albuquerque		48,292
3	10/7	at Detroit	W	6-3	Parker	Sanchez	Balfour	43,973
4	10/8	at Detroit	L	6-8	Scherzer	Doolittle		43,958
5	10/10	Detroit	L	0-3	Verlander	Gray	Benoit	46,959
2020	Date	Opponent	W/L	Score	Winner	Loser	Save	Attendance
1	10/5	*Houston	L	5-10	Taylor	Wendelken		—
2	10/6	*Houston	L	2-5	Valdez	Manaea	Pressly	—
3	10/7	*Houston	W	9-7	Hendriks	Raley		—
4	10/8	*Houston	L	6-11	Javier	Montas		—

*indicates all games played at Dodger Stadium...A's were the home team in Games 1 and 2 and the visiting team in Games 3 and 4

AMERICAN LEAGUE CHAMPIONSHIP SERIES

1971	Date	Opponent	W/L	Score	Winner	Loser	Save	Attendance
1	10/3	at Baltimore	L	3-5	McNally	Blue	Watt	42,621
2	10/4	at Baltimore	L	1-5	CUELLAR	HUNTER		35,003
3	10/5	Baltimore	L	3-5	PALMER	Segui		33,176
1972	Date	Opponent	W/L	Score	Winner	Loser	Save	Attendance
1	10/7	Detroit	W	3-2 (11)	Fingers	Lolich		29,536
2	10/8	Detroit	W	5-0	ODOM	Fryman		31,088
3	10/10	at Detroit	L	0-3	COLEMAN	Holtzman		41,156
4	10/11	at Detroit	L	3-4 (10)	Hiller	Horlen		37,615
5	10/12	at Detroit	W	2-1	Odom	Fryman	Blue	50,276
1973	Date	Opponent	W/L	Score	Winner	Loser	Save	Attendance
1	10/6	at Baltimore	L	0-6	PALMER	Blue		41,279
2	10/7	at Baltimore	W	6-3	Hunter	McNally	Fingers	48,425
3	10/9	Baltimore	W	2-1 (11)	HOLTZMAN	CUELLAR		34,467
4	10/10	Baltimore	L	4-5	Jackson	Fingers		27,497
5	10/11	Baltimore	W	3-0	HUNTER	Alexander		24,265
1974	Date	Opponent	W/L	Score	Winner	Loser	Save	Attendance
1	10/5	Baltimore	L	3-6	Cuellar	Hunter		41,609
2	10/6	Baltimore	W	5-0	HOLTZMAN	McNally		42,810
3	10/8	at Baltimore	W	1-0	BLUE	PALMER		32,060
4	10/9	at Baltimore	W	2-1	Hunter	Cuellar	Fingers	28,136
1975	Date	Opponent	W/L	Score	Winner	Loser	Save	Attendance
1	10/4	at Boston	L	1-7	TIANT	Holtzman		35,578
2	10/5	at Boston	L	3-6	Moret	Fingers	Drago	35,578
3	10/7	Boston	L	3-5	Wise	Holtzman	Drago	49,358
1981	Date	Opponent	W/L	Score	Winner	Loser	Save	Attendance
1	10/13	at New York	L	1-3	John	Norris	Gossage	55,740
2	10/14	at New York	L	3-13	Frazier	McCatty		48,497
3	10/15	New York	L	0-4	Righetti	Keough		47,302
1988	Date	Opponent	W/L	Score	Winner	Loser	Save	Attendance
1	10/5	at Boston	W	2-1	Honeycutt	HURST	Eckersley	34,104
2	10/6	at Boston	W	4-3	Nelson	Smith	Eckersley	34,605
3	10/8	Boston	W	10-6	Nelson	Boddicker	Eckersley	49,261
4	10/9	Boston	W	4-1	Stewart	Hurst	Eckersley	49,406
1989	Date	Opponent	W/L	Score	Winner	Loser	Save	Attendance
1	10/3	Toronto	W	7-3	Stewart	Stieb		49,435
2	10/4	Toronto	W	6-3	Moore	Stottlemire	Eckersley	49,444
3	10/6	at Toronto	L	3-7	Key	Davis		50,268
4	10/7	at Toronto	W	6-5	Welch	Flanagan	Eckersley	50,076
5	10/8	at Toronto	W	4-3	Stewart	Stieb	Eckersley	50,024
1990	Date	Opponent	W/L	Score	Winner	Loser	Save	Attendance
1	10/6	at Boston	W	9-1	Stewart	Andersen		35,192
2	10/7	at Boston	W	4-1	Welch	Harris	Eckersley	35,070
3	10/9	Boston	W	4-1	Moore	BODDICKER	Eckersley	49,026
4	10/10	Boston	W	3-1	Stewart	Clemens	Honeycutt	49,052

1992	Date	Opponent	W/L	Score	Winner	Loser	Save	Attendance
1	10/7	at Toronto	W	4-3	Russell	MORRIS	Eckersley	51,039
2	10/8	at Toronto	L	1-3	Cone	Moore	Henke	51,114
3	10/10	Toronto	L	5-7	Guzman	Darling	Henke	46,911
4	10/11	Toronto	L	6-7 (11)	Ward	Downs	Henke	47,732
5	10/12	Toronto	W	6-2	STEWART	Cone		44,955
6	10/14	at Toronto	L	2-9	Guzman	Moore		51,335

2006	Date	Opponent	W/L	Score	Winner	Loser	Save	Attendance
1	10/10	Detroit	L	1-5	Robertson	Zito		35,655
2	10/11	Detroit	L	5-8	Verlander	Loaiza	Jones	36,168
3	10/13	at Detroit	L	0-3	Rogers	Harden	Jones	41,669
4	10/14	at Detroit	L	3-6	Ledezma	Street		42,967

WORLD SERIES

1905	Date	Opponent	W/L	Score	Winner	Loser	Save	Attendance
1	10/9	New York	L	0-3	MATHEWSON	PLANK		17,955
2	10/10	at New York	W	3-0	BENDER	McGinnity		24,992
3	10/12	New York	L	0-9	MATHEWSON	COAKLEY		10,991
4	10/13	at New York	L	0-1	MCGINNITY	PLANK		13,598
5	10/14	at New York	L	0-2	MATHEWSON	BENDER		24,187

1910	Date	Opponent	W/L	Score	Winner	Loser	Save	Attendance
1	10/17	Chicago	W	4-1	BENDER	Overall		26,891
2	10/18	Chicago	W	9-3	COOMBS	Brown		24,597
3	10/20	at Chicago	W	12-5	COOMBS	McIntire		26,210
4	10/22	at Chicago	L	3-4 (10)	Brown	BENDER		19,150
5	10/23	at Chicago	W	7-2	COOMBS	BROWN		27,374

1911	Date	Opponent	W/L	Score	Winner	Loser	Save	Attendance
1	10/14	at New York	L	1-2	MATHEWSON	BENDER		38,281
2	10/16	New York	W	3-1	PLANK	Marquard		26,286
3	10/17	at New York	W	3-2 (11)	COOMBS	MATHEWSON		37,216
4	10/24	New York	W	4-2	BENDER	Mathewson		24,355
5	10/25	at New York	L	3-4 (10)	Crandall	Plank		33,228
6	10/26	New York	W	13-2	BENDER	Ames		20,485

1913	Date	Opponent	W/L	Score	Winner	Loser	Save	Attendance
1	10/7	at New York	W	6-4	BENDER	Marquard		36,291
2	10/8	New York	L	0-3 (10)	MATHEWSON	PLANK		20,563
3	10/9	at New York	W	8-2	BUSH	Tesreau		36,896
4	10/10	New York	W	6-5	BENDER	Demaree		20,568
5	10/11	at New York	W	3-1	PLANK	MATHEWSON		36,632

1914	Date	Opponent	W/L	Score	Winner	Loser	Save	Attendance
1	10/9	Boston	L	1-7	RUDOLPH	Bender		20,562
2	10/10	Boston	L	0-1	JAMES	PLANK		20,562
3	10/12	at Boston	L	4-5 (12)	James	BUSH		35,520
4	10/13	at Boston	L	1-3	RUDOLPH	Shawkey		34,365

1929	Date	Opponent	W/L	Score	Winner	Loser	Save	Attendance
1	10/8	at Chicago	W	3-1	EHMKE	Root		50,740
2	10/9	at Chicago	W	9-3	Earnshaw	Malone		49,987
3	10/11	Chicago	L	1-3	BUSH	EARNSHAW		29,921
4	10/12	Chicago	W	10-8	Rommel	Blake		29,921
5	10/14	Chicago	W	3-2	Walberg	MALONE		29,921

1930	Date	Opponent	W/L	Score	Winner	Loser	Save	Attendance
1	10/1	St. Louis	W	5-2	GROVE	GRIMES		32,295
2	10/2	St. Louis	W	6-1	EARNSHAW	Rhem		32,295
3	10/4	at St. Louis	L	0-5	HALLAHAN	Walberg		36,944
4	10/5	at St. Louis	L	1-3	HAINES	GROVE		39,946
5	10/6	at St. Louis	W	2-0	Grove	GRIMES		38,844
6	10/8	St. Louis	W	7-1	EARNSHAW	Hallahan		32,295

1931	Date	Opponent	W/L	Score	Winner	Loser	Save	Attendance
1	10/1	at St. Louis	W	6-2	GROVE	Derringer		38,529
2	10/2	at St. Louis	L	0-2	HALLAHAN	EARNSHAW		35,947
3	10/5	St. Louis	L	2-5	GRIMES	Grove		32,295
4	10/6	St. Louis	W	3-0	EARNSHAW	Johnson		32,295
5	10/7	St. Louis	L	1-5	HALLAHAN	Hoyt		32,295
6	10/9	at St. Louis	W	8-1	GROVE	Derringer		39,401
7	10/10	at St. Louis	L	2-4	Grimes	Earnshaw		20,805
1972	Date	Opponent	W/L	Score	Winner	Loser	Save	Attendance
1	10/14	at Cincinnati	W	3-2	Holtzman	Nolan	Blue	52,918
2	10/15	at Cincinnati	W	2-1	Hunter	Grimsley	Fingers	53,244
3	10/18	Cincinnati	L	0-1	Billingham	Odom	Carroll	49,410
4	10/19	Cincinnati	W	3-2	Fingers	Carroll		49,410
5	10/20	Cincinnati	L	4-5	Grimsley	Fingers	Billingham	49,410
6	10/21	at Cincinnati	L	1-8	Grimsley	Blue	Hall	52,737
7	10/22	at Cincinnati	W	3-2	Hunter	Borbon	Fingers	56,040
1973	Date	Opponent	W/L	Score	Winner	Loser	Save	Attendance
1	10/13	New York	W	2-1	Holtzman	Matlack	Knowles	46,021
2	10/14	New York	L	7-10 (12)	McGraw	Fingers	Stone	49,151
3	10/16	at New York	W	3-2 (11)	Lindblad	Parker	Fingers	54,817
4	10/17	at New York	L	1-6	Matlack	Holtzman	Sadecki	54,817
5	10/18	at New York	L	0-2	Koosman	Blue	McGraw	54,817
6	10/20	New York	W	3-1	Hunter	Seaver	Fingers	49,333
7	10/21	New York	W	5-2	Holtzman	Matlack	Knowles	49,333
1974	Date	Opponent	W/L	Score	Winner	Loser	Save	Attendance
1	10/12	at Los Angeles	W	3-2	Fingers	Messersmith	Hunter	55,974
2	10/13	at Los Angeles	L	2-3	Sutton	Blue	Marshall	55,989
3	10/15	Los Angeles	W	3-2	Hunter	Downing		49,347
4	10/16	Los Angeles	W	5-2	Holtzman	Messersmith	Fingers	49,347
5	10/17	Los Angeles	W	3-2	Odom	Marshall	Fingers	49,347
1988	Date	Opponent	W/L	Score	Winner	Loser	Save	Attendance
1	10/15	at Los Angeles	L	4-5	Pena	Eckersley		55,983
2	10/16	at Los Angeles	L	0-6	HERSHISER	Davis		56,051
3	10/18	Los Angeles	W	2-1	Honeycutt	Howell		49,316
4	10/19	Los Angeles	L	3-4	Belcher	Stewart	Howell	49,317
5	10/20	Los Angeles	L	2-5	HERSHISER	Davis		49,317
1989	Date	Opponent	W/L	Score	Winner	Loser	Save	Attendance
1	10/14	San Francisco	W	5-0	STEWART	Garrelts		49,385
2	10/15	San Francisco	W	5-1	Moore	Reuschel		49,388
3	10/27	at San Francisco	W	13-7	Stewart	Garrelts		62,038
4	10/28	at San Francisco	W	9-6	Moore	Robinson	Eckersley	62,032
1990	Date	Opponent	W/L	Score	Winner	Loser	Save	Attendance
1	10/16	at Cincinnati	L	0-7	Rijo	Stewart		55,830
2	10/17	at Cincinnati	L	4-5 (10)	Dibble	Eckersley		55,832
3	10/19	Cincinnati	L	3-8	Browning	Moore		48,269
4	10/20	Cincinnati	L	1-2	Rijo	STEWART	Myers	48,613

Capitals denote complete game.

OAKLAND'S 20-GAME WINNING STREAK, 2002

Date	Opponent	Score	Date	Opponent	Score
Aug. 13	Toronto	5-4	Aug. 24	at Detroit	12-3
Aug. 14	Toronto	4-2	Aug. 25	at Detroit	10-7
Aug. 16	Chicago	1-0	Aug. 26	at Kansas City	6-3
Aug. 17	Chicago	9-2	Aug. 27	at Kansas City	6-4
Aug. 18	Chicago	7-4	Aug. 28	at Kansas City	7-1
Aug. 19	at Cleveland	8-1	Aug. 30	Minnesota	4-2
Aug. 20	at Cleveland	6-3	Aug. 31	Minnesota	6-3
Aug. 21	at Cleveland	6-0	Sept. 1	Minnesota	7-5
Aug. 22	at Cleveland	9-3	Sept. 2	Kansas City	7-6
Aug. 23	at Detroit	9-1	Sept. 4	Kansas City	12-11

POSTSEASON TEAM TOTALS

AMERICAN LEAGUE WILD CARD

Year	AVG.	G	AB	R	H	TB	2B	3B	HR	RBI	SH	SF	HP	BB	IBB	SO	SB	CS	DP	E	SLG	OBP
2014	.277	1	47	8	13	19	0	0	2	8	1	0	0	6	1	15	0	0	0	0	.404	.358
2018	.152	1	33	2	5	8	0	0	1	2	0	0	0	5	0	13	0	0	0	0	.242	.263
2019	.242	1	33	1	8	8	0	0	0	1	0	1	0	3	0	12	0	0	2	0	.242	.297
2020	.194	3	93	12	18	28	1	0	3	10	0	0	0	11	1	22	0	0	1	1	.279	.301
Totals	.214	6	206	23	44	63	1	0	6	21	1	1	0	25	2	62	0	0	3	2	.306	.297

Year	W	L	ERA	G	GS	CG	GF	SHO	SV	IP	H	R	ER	HR	HB	BB	IBB	SO	WP	BK	AVG.
2014	0	1	6.94	1	1	0	1	0	0	11.2	15	9	9	0	0	3	0	8	1	0	.341
2018	0	1	7.88	1	1	0	1	0	0	8.0	7	7	2	0	4	0	6	1	0	0	.241
2019	0	1	5.00	1	1	0	1	0	0	9.0	7	5	5	4	0	2	0	12	0	0	.206
2020	2	1	3.67	3	3	0	3	0	2	27.0	31	11	11	5	1	6	0	29	1	0	.277
Totals	2	4	5.17	6	6	0	6	0	2	55.2	60	32	32	11	1	15	0	55	3	0	.274

AMERICAN LEAGUE DIVISION SERIES

Year	AVG.	G	AB	R	H	TB	2B	3B	HR	RBI	SH	SF	HP	BB	IBB	SO	SB	CS	DP	E	SLG	OBP
1981	.253	3	99	10	25	39	5	0	3	9	3	0	0	6	0	10	2	2	1	3	.394	.295
2000	.263	5	167	23	44	59	9	0	2	22	1	2	2	19	1	31	3	0	6	5	.353	.342
2001	.247	5	174	12	43	70	13	1	4	11	0	2	3	11	1	31	3	0	3	6	.402	.300
2002	.288	5	184	26	53	92	13	1	8	25	0	1	1	12	1	34	1	0	2	3	.500	.333
2003	.213	5	178	18	38	51	8	1	1	15	1	0	4	21	2	37	3	0	0	5	.287	.310
2006	.245	3	106	16	26	50	9	0	5	15	0	0	0	6	1	19	0	0	2	1	.472	.286
2012	.194	5	155	11	30	44	5	0	3	10	1	0	2	14	0	50	2	1	2	3	.284	.269
2013	.217	5	166	15	36	63	6	3	5	14	1	1	1	14	2	57	1	0	1	1	.380	.280
2020	.269	4	134	22	36	77	5	0	12	22	0	3	2	11	0	32	0	0	5	3	.575	.327
Totals	.243	40	1363	153	331	545	73	6	43	143	7	9	15	114	8	301	15	3	22	30	.400	.306

Year	W	L	ERA	G	GS	CG	GF	SHO	SV	IP	H	R	ER	HR	HB	BB	IBB	SO	WP	BK	AVG.
1981	3	0	0.67	3	3	2	1	1	1	27.0	20	2	2	0	0	7	0	11	0	0	.204
2000	2	3	3.48	5	5	1	4	0	1	44.0	41	19	17	1	1	16	2	35	0	0	.244
2001	2	3	2.86	5	5	0	5	1	2	44.0	40	18	14	3	4	11	0	29	0	0	.241
2002	2	3	4.09	5	5	0	5	0	1	44.0	52	27	20	5	2	14	1	42	4	0	.291
2003	2	3	2.98	5	5	0	5	0	0	48.1	38	17	16	8	2	18	5	39	1	0	.211
2006	3	0	2.33	3	3	0	3	0	2	27.0	26	7	7	5	0	6	0	11	0	0	.257
2012	2	3	2.89	5	5	0	5	1	1	43.2	41	17	14	2	3	7	1	39	4	0	.252
2013	2	3	3.48	5	5	0	5	1	1	44.0	38	17	17	3	2	13	1	38	1	0	.235
2020	1	3	7.46	4	4	0	4	0	0	35.0	46	33	29	12	5	11	1	28	0	0	.322
Totals	19	21	3.43	40	40	3	37	4	9	357.0	342	157	136	39	19	103	11	272	10	0	.251

AMERICAN LEAGUE CHAMPIONSHIP SERIES

Year	AVG.	G	AB	R	H	TB	2B	3B	HR	RBI	SH	SF	HP	BB	IBB	SO	SB	CS	DP	E	SLG	OBP
1971	.229	3	96	7	22	41	8	1	3	7	2	0	0	5	0	16	0	3	3	0	.427	.267
1972	.224	5	170	13	38	49	8	0	1	10	4	1	3	12	0	35	7	2	2	3	.288	.285
1973	.200	5	160	15	32	54	5	1	5	15	4	1	2	17	3	39	3	1	2	4	.338	.283
1974	.183	4	120	11	22	37	4	1	3	11	2	1	1	22	3	16	3	3	3	2	.308	.313
1975	.194	3	98	7	19	28	6	0	1	7	0	0	0	9	0	14	0	0	2	6	.286	.262
1981	.222	3	99	4	22	28	4	1	0	4	0	0	0	6	1	23	2	0	6	4	.283	.267
1988	.299	4	137	20	41	70	8	0	7	20	0	1	0	10	3	35	1	3	1	3	.511	.345
1989	.272	5	158	26	43	75	9	1	7	23	3	2	1	20	0	32	13	3	2	3	.475	.354
1990	.299	4	127	20	38	42	4	0	0	18	4	3	4	19	2	31	9	3	5	1	.331	.399
1992	.251	6	207	24	52	71	5	1	4	23	3	2	1	24	2	33	16	2	5	7	.343	.329
2006	.221	4	131	9	29	48	7	0	4	9	0	0	1	14	0	28	0	0	7	3	.366	.301
Totals	.238	46	1503	156	358	543	68	6	35	147	22	11	13	158	14	292	54	20	38	36	.361	.314

Year	W	L	ERA	G	GS	CG	GF	SHO	SV	IP	H	R	ER	HR	HB	BB	IBB	SO	WP	BK	AVG.
1971	0	3	5.40	3	3	1	2	0	0	25.0	26	15	15	4	0	13	2	22	1	0	.274
1972	3	2	1.76	5	5	1	4	1	1	46.0	32	10	9	4	0	13	2	25	2	0	.198
1973	3	2	2.74	5	5	2	3	1	1	46.0	36	15	14	3	2	16	1	25	1	0	.211
1974	3	1	1.75	4	4	2	2	2	1	36.0	22	7	7	3	0	5	0	20	0	0	.177
1975	0	3	4.32	3	3	0	3	0	0	25.0	31	18	12	2	0	3	2	12	1	0	.316
1981	0	3	6.84	3	3	0	3	0	0	25.0	36	20	19	3	2	13	0	10	1	0	.336
1988	4	0	2.00	4	4	0	4	0	4	36.0	26	11	8	2	1	18	0	23	1	1	.206
1989	4	1	3.89	5	5	0	5	0	3	44.0	40	21	19	3	0	15	1	24	1	0	.242
1990	4	0	1.00	4	4	0	4	0	3	36.0	23	4	4	1	0	6	0	16	0	0	.183
1992	2	4	4.50	6	6	1	5	0	1	54.0	59	31	27	10	0	23	1	29	3	0	.281
2006	0	4	5.71	4	4	0	4	0	0	34.2	39	22	22	7	0	19	2	25	3	0	.285
Totals	23	23	3.44	46	46	7	39	4	14	407.2	370	174	156	42	5	144	11	231	14	1	.243

WORLD SERIES

Year	AVG.	G	AB	R	H	TB	2B	3B	HR	RBI	SH	SF	HP	BB	IBB	SO	SB	CS	DP	E	SLG	OBP
1905	.161	5	155	3	25	30	5	0	0	2	3	0	1	5	-	25	2	2	2	8	.194	.193
1910	.316	5	177	35	56	80	19	1	1	30	7	0	2	17	-	24	7	7	3	11	.452	.383
1911	.244	6	205	27	50	74	15	0	3	21	7	2	0	4	-	31	4	6	0	11	.361	.256
1913	.264	5	174	23	46	64	4	4	2	21	5	2	0	7	-	16	5	2	0	5	.368	.290
1914	.172	4	128	6	22	31	9	0	0	5	2	1	0	13	-	28	2	3	2	3	.242	.246
1929	.281	5	171	26	48	71	5	0	6	26	6	1	1	13	-	27	0	2	4	4	.415	.333
1930	.197	6	178	21	35	67	10	2	6	21	4	3	1	24	-	32	0	2	3	3	.376	.291
1931	.220	7	227	22	50	64	5	0	3	20	4	0	1	28	-	46	0	0	5	2	.282	.309
1972	.209	7	220	16	46	65	4	0	5	16	6	0	1	21	5	37	1	3	2	9	.295	.281
1973	.212	7	241	21	51	75	12	3	2	20	2	1	2	28	3	62	3	4	2	9	.311	.298
1974	.211	5	142	16	30	46	4	0	4	14	7	1	2	16	1	42	3	3	3	5	.324	.298
1988	.177	5	158	11	28	37	3	0	2	11	1	1	1	17	1	41	3	0	2	2	.234	.260
1989	.301	4	146	32	44	85	8	3	9	30	0	0	1	18	3	22	4	1	2	1	.582	.382
1990	.207	4	135	8	28	41	4	0	3	8	2	1	0	12	1	28	7	0	2	5	.304	.270
Totals	.228	75	2457	267	559	830	107	13	46	245	56	13	13	223	-	461	41	35	32	78	.338	.294

Year	W	L	ERA	G	GS	CG	GF	SHO	SV	IP	H	R	ER	HR	HB	BB	IBB	SO	WP	BK	AVG.
1905	1	4	1.47	5	5	5	0	1	-	43.0	31	15	7	0	2	15	-	26	1	0	.203
1910	4	1	2.76	5	5	5	0	0	-	45.2	35	15	14	0	0	18	-	31	1	0	.222
1911	4	2	1.29	6	6	5	1	0	-	55.2	33	13	8	0	3	14	-	44	1	0	.175
1913	4	1	2.15	5	5	5	0	0	-	46.0	33	15	11	1	3	8	-	19	0	0	.201
1914	0	4	3.41	4	4	2	2	0	-	37.0	33	16	14	1	1	15	-	18	0	0	.244
1929	4	1	2.40	5	5	2	3	0	-	45.0	43	17	12	1	0	13	-	50	0	0	.249
1930	4	2	1.73	6	6	4	2	1	-	52.0	38	12	10	2	0	11	-	33	0	0	.200
1931	3	4	2.66	7	7	4	3	1	-	61.0	54	19	18	2	0	9	-	41	1	0	.236
1972	4	3	3.05	7	7	0	7	0	3	62.0	46	21	21	3	1	27	8	46	4	0	.209
1973	4	3	2.32	7	7	0	7	0	4	66.0	66	24	17	4	3	26	6	36	3	0	.253
1974	4	1	2.05	5	5	0	5	0	3	44.0	36	11	10	4	1	16	0	32	1	0	.228
1988	1	4	3.92	5	5	0	5	0	0	43.2	41	21	19	5	1	13	0	36	1	1	.246
1989	4	0	3.50	4	4	1	3	1	1	36.0	28	14	14	4	0	8	0	27	2	0	.209
1990	0	4	3.82	4	4	1	3	0	0	35.1	45	22	15	3	1	15	1	9	2	0	.317
Totals	41	34	2.54	75	75	34	41	4	-	672.1	562	235	190	30	16	208	-	448	17	1	.227

WILD CARD SERIES RECORDS

INDIVIDUAL BATTING

Highest Batting Average

Career (min. 10 pa).....333 (Sean Murphy, 2019-20)
Series (min. 5 pa)......500 (Josh Reddick, 2014)

Highest Slugging Percentage

Career (min. 10 pa)......667 (Sean Murphy, 2019-20)
Series (min. 5 pa)......1.600 (Brandon Moss, 2014)

Highest On-Base Percentage

Career (min. 10 pa)......455 (Sean Murphy, 2019-20)
Series (min. 5 pa)......667 (Josh Reddick, 2014)

Most Games Played

Career.....5 (Mark Canha, 2018-20)
5 (Ramón Laureano, 2018-20)
5 (Matt Olson, 2018-20)
5 (Marcus Semien, 2018-20)

Most At Bats

Career.....20 (Marcus Semien, 2020)
Series.....12 (Marcus Semien, 2020)
Game.....6 (Coco Crisp, 2014, 12 innings)

Most Runs

Career.....3 (Tommy La Stella, 2020)
3 (Sean Murphy, 2019-20)
3 (Marcus Semien, 2018-20)
Series.....3 (Tommy La Stella, 2020)
3 (Sean Murphy, 2020)
Game.....2 (four times, last: La Stella and Murphy, 2020 Game 3)

Most Hits

Career.....5 (Marcus Semien, 2018-20)
Series.....3 (four times, last:
La Stella, Murphy, Pinder and Semien, 2020)
Game.....2 (10 times, last:
Chad Pinder and Marcus Semien, 2020 Game 3)
Hitting Streak, Series.....3 (Tommy La Stella, 2020)
3 (Sean Murphy, 2020)
Hitting Streak, Career 3 (Tommy La Stella, Sept. 29, 2020-present)
3 (Sean Murphy, Sept. 29, 2020-present)

Most Doubles

Career.....1 (Marcus Semien, 2018-20)
Series.....1 (Marcus Semien, 2020)
Game.....1 (Marcus Semien, 2020 Game 3)

Most Triples

Career.....None
Series.....None
Game.....None

Most Home Runs

Career.....2 (Khris Davis, 2018-20)
2 (Brandon Moss, 2014)
Series.....2 (Brandon Moss, 2014)
Game.....2 (Brandon Moss, 2014)
Grand Slams.....None
Pinch Hit.....None
Inside The Park.....None
Leadoff.....None
Game Ending.....None

Most RBI

Career.....5 (Brandon Moss, 2014)
Series.....5 (Brandon Moss, 2014)
Game.....5 (Brandon Moss, 2014)

Most Total Bases

Career.....9 (Khris Davis, 2018-20)
9 (Marcus Semien, 2018-20)
Series.....8 (Brandon Moss, 2014)
Game.....8 (Brandon Moss, 2014)

Most Extra Base Hits

Career.....2 (Khris Davis, 2018-20)
2 (Brandon Moss, 2014)
2 (Marcus Semien, 2018-20)
Series.....2 (Marcus Semien, 2020)
2 (Brandon Moss, 2014)
Game.....2 (Brandon Moss, 2014)

Most Walks

Career.....6 (Matt Olson, 2018-20)
Series.....3 (Matt Olson, 2020)
Game.....2 (four times, last: Murphy and Olson, 2020 Game 3)

Most Strikeouts

Career.....7 (Khris Davis, 2018-20)
7 (Ramón Laureano, 2018-20)
7 (Matt Olson, 2018-20)
Series.....6 (Matt Olson, 2020)
Game.....3 (four times, last: Matt Olson, 2020 Game 3)

Most Stolen Bases

Career.....None
Series.....None
Game.....None

INDIVIDUAL PITCHING

Most Games Won

Career.....1 (Chris Bassitt, 2019-20)
1 (Frankie Montas, 2020)
Series.....1 (Chris Bassitt, 2020)
1 (Frankie Montas, 2020)

Most Games Lost

Career.....1 (four players tied)
Series.....1 (four players tied)

Most Saves

Career.....1 (Jake Diekman, 2019-20)
1 (Liam Hendriks, 2018-20)
Series.....1 (Jake Diekman, 2020)
1 (Liam Hendriks, 2020)

Lowest Earned Run Average

Career (min. 6.0 ip).....1.29 (Chris Bassitt, 2019-20)
Series (min 4.0 ip).....1.29 (Chris Bassitt, 2020)

Most Games

Career.....4 (Jake Diekman, 2019-20)
4 (Liam Hendriks, 2018-20)
Series.....3 (Jake Diekman, 2020)

Most Games Started

Career.....1 (six players tied)
 Series.....1 (six players tied)

Most Complete Games

Career.....None
 Series.....None

Most Innings Pitched

Career.....7.1 (Jon Lester, 2014)
 Series.....7.1 (Jon Lester, 2014)
 Game.....7.1 (Jon Lester, 2014)

Most Hits

Career.....8 (Jon Lester, 2014)
 Series.....8 (Jon Lester, 2014)
 Game.....8 (Jon Lester, 2014)
 Game, Fewest.....No complete games

Most Runs

Career.....6 (Jon Lester, 2014)
 Series.....6 (Jon Lester, 2014)
 Game.....6 (Jon Lester, 2014)

Most Earned Runs

Career.....6 (Jon Lester, 2014)
 Series.....6 (Jon Lester, 2014)
 Game.....6 (Jon Lester, 2014)

Most Walks

Career.....2 (five players tied)
 Series.....2 (four times, last: Jake Diekman, 2020)
 Game.....2 (Jesús Luzardo, 2019)
 2 (Blake Treinen, 2018)
 2 (Jon Lester, 2014)

Most Strikeouts

Career.....10 (Liam Hendriks, 2018-20)
 Series.....8 (Liam Hendriks, 2020)
 Game.....5 (five times, last: Bassitt and Hendriks, 2020 Game 2)

Most Home Runs

Career.....3 (Sean Manaea, 2019)
 Series.....3 (Sean Manaea, 2019)
 Game.....3 (Sean Manaea, 2019)

TEAM GAME**Batting**

At Bats.....47 (2014, 12 innings)
 Runs.....8 (2014, 12 innings)
 Runs, Inning.....5 (2014, 6th inn.)
 Hits.....13 (2014, 12 innings)
 Doubles.....1 (2020 Game 3)
 Triples.....None
 Home Runs.....2 (2020 Game 2)
 2 (2014)
 Home Runs, Inning.....1 (six times, last: 2020 Game 3, 4th inn.)
 Home Runs, Back-to-Back.....None
 Total Bases.....19 (2014, 12 innings)
 Extra Base Hits.....2 (2020 Game 3)
 2 (2020 Game 2)
 2 (2014, 12 innings)
 Runs Batted In.....8 (2014, 12 innings)
 Walks.....9 (2020 Game 3)
 Strikeouts.....15 (2014, 12 innings)
 Stolen Bases.....None

Pitching

Hits.....15 (2014, 12 innings)
 Runs.....9 (2014, 12 innings)
 Runs, Inning.....4 (2018, 6th inn.)
 Earned Runs.....9 (2014, 12 innings)
 Walks.....4 (2018)
 Strikeouts.....12 (2019)
 Home Runs.....4 (2019)

TEAM MISCELLANEOUS

Consecutive Wins.....2 (Sept. 30, 2020-present)
 Consecutive Losses.....4 (Sept. 30, 2014 to Sept. 29, 2020)
 Shutouts.....None
 Longest Nine Inning Game.....4:09 (2020 Game 3)
 Longest Extra Inning Game.....4:45 (2014, 12 inn.)
 Fastest Game.....2:53 (2020 Game 1)
 Extra Inning Games.....2014 (8-9, 12 inn.)
 Margin of Victory.....2 (2020 Game 2, 5-3)
 2 (2020 Game 3, 6-4)
 Margin of Defeat.....5 (2018, 2-9)
 Largest Deficit Overcome to Win.....3 (2020 Game 3)
 Largest Lead Surrendered to Lose.....4 (2014)
 Left On Base, Game.....12 (2020 Game 3)
 Fewest Left On Base, Game.....3 (2020 Game 1)
 3 (2020 Game 2)
 Double Plays Turned, Game.....1 (2020 Game 3)
 1 (2018)
 Errors, Series.....1 (2020)
 Errors, Game.....1 (2020 Game 3)

DIVISION SERIES RECORDS

INDIVIDUAL BATTING

Highest Batting Average

Career (min. 25 pa).....	.350 (Yoenis Céspedes, 2012-13)
Series (min. 10 pa).....	.545 (Tony Armas, 1981) .545 (Dwayne Murphy, 1981)

Highest Slugging Percentage

Career (min. 25 pa).....	.525 (Yoenis Céspedes, 2012-13)
Series (min. 10 pa).....	1.200 (Frank Thomas, 2006)

Highest On-Base Percentage

Career (min. 25 pa).....	.477 (Jason Giambi, 2000-01)
Series (min. 10 pa).....	.611 (Marcus Semien, 2020)

Most Games Played

Career.....	23 (Eric Chavez, 2000-03, 06)
-------------	-------------------------------

Most At Bats

Career.....	95 (Eric Chavez, 2000-03, 06)
Series.....	23 (Miguel Tejada, 2003)
Game.....	6 (Eric Chavez, 2003 Game 1, 12 innings) 6 (Miguel Tejada, 2003 Game 1, 12 innings)

Most Runs

Career.....	10 (Eric Chavez, 2000-03, 06)
Series.....	7 (Ray Durham, 2002)
Game.....	3 (Coco Crisp, 2013 Game 4) 3 (Ray Durham, 2002 Game 2) 3 (Rickey Henderson, 1981 Game 3)

Most Hits

Career.....	21 (Eric Chavez, 2000-03, 06)
Series.....	9 (Johnny Damon, 2001)
Game.....	4 (five times, last: Coco Crisp, 2013 Game 4)
Hitting Streak, Series.....	5 (six times, last: Yoenis Céspedes, 2013)
Hitting Streak, Career.....	10 (Yoenis Céspedes, October 6, 2012-present)

Most Doubles

Career.....	7 (Miguel Tejada, 2000-03)
Series.....	4 (Marco Scutaro, 2006)
Game.....	2 (six times, last: Coco Crisp, 2013 Game 3)

Most Triples

Career.....	1 (six times, last: Céspedes, Crisp and Vogt, 2013)
Series.....	1 (six times, last: Céspedes, Crisp and Vogt, 2013)
Game.....	1 (six times, last: Coco Crisp, 2013 Game 4)

Most Home Runs

Career.....	4 (Terrence Long, 2000-03)
Series.....	2 (seven times, last: Davis, Laureano, Olson and Pinder, 2020)
Game.....	2 (Ramon Laureano, 2020 Game 4) 2 (Frank Thomas, 2006 Game 1) 2 (Terrence Long, 2001 Game 1)
Grand Slams.....	none
Pinch Hit.....	none
Inside The Park.....	Mark Kotsay, 2006 Game 2 Ray Durham, 2002 Game 3

Leadoff.....	Coco Crisp, 2012 Game 1 Ray Durham, 2002 Game 3
Game Ending.....	none

Most RBI

Career.....	10 (Eric Chavez, 2000-03, 06)
Series.....	6 (Marco Scutaro, 2006)
Game.....	4 (Ramón Laureano, 2020 Game 4) 4 (Chad Pinder, 2020 Game 3) 4 (Marco Scutaro, 2006 Game 3)

Most Total Bases

Career.....	33 (Eric Chavez, 2000-03, 06)
Series.....	16 (Ray Durham, 2002) 16 (Terrence Long, 2001)
Game.....	9 (Frank Thomas, 2006 Game 1)

Most Extra Base Hits

Career.....	8 (Eric Chavez, 2000-03, 06) 8 (Miguel Tejada, 2000-03)
Series.....	5 (Ray Durham, 2002) 5 (Terrence Long, 2001)
Game.....	2 (13 times, last: Ramón Laureano, 2020 Game 4)

Most Walks

Career.....	11 (Jason Giambi, 2000-01)
Series.....	7 (Jason Giambi, 2000)
Game.....	3 (Coco Crisp, 2013 Game 1) 3 (Jason Giambi, 2000 Game 4)

Most Strikeouts

Career.....	20 (Brandon Moss, 2012-13)
Series.....	13 (Brandon Moss, 2013)
Game.....	4 (Khris Davis, 2020 Game 4) 4 (Stephen Drew, 2012 Game 5) 4 (Ben Grieve, 2000 Game 5)

Most Stolen Bases

Career.....	2 (Yoenis Céspedes, 2012-13) 2 (Johnny Damon, 2001) 2 (Rickey Henderson, 1981)
Series.....	2 (Yoenis Céspedes, 2012) 2 (Johnny Damon, 2001) 2 (Rickey Henderson, 1981)
Game.....	2 (Yoenis Céspedes, 2012 Game 2) 2 (Johnny Damon, 2001 Game 1)

INDIVIDUAL PITCHING

Most Games Won

Career.....	4 (Barry Zito, 2000-03, 06)
Series.....	1 (19 times)

Most Games Lost

Career.....	2 (four players tied)
Series.....	2 (Jarrod Parker, 2012)

Most Saves

Career.....	3 (Jason Isringhausen, 2000-01)
Series.....	2 (Huston Street, 2006) 2 (Jason Isringhausen, 2001)

Lowest Earned Run Average

Career (min. 10.0 ip)	1.74 (Jim Mecir, 2000-03)
Series	0.00 (Ted Lilly, 2003, 9.0 ip)
	0.00 (Mike Norris, 1981, 9.0 ip)

Most Games

Career.....	7 (Sean Doolittle, 2012-13)
	7 (Chad Bradford, 2001-03)
	7 (Tim Hudson, 2000-03)
	7 (Jim Mecir, 2000-03)
Series	4 (five times, last: Sean Doolittle and Dan Otero, 2013)

Most Games Started

Career.....	6 (Tim Hudson, 2000-03)
	6 (Barry Zito, 2000-03, 06)
Series	2 (six times, last: Sonny Gray, 2013)

Most Complete Games

Career.....	1 (three players tied)
Series	1 (Tim Hudson, 2000)
	1 (Steve McCatty, 1981)
	1 (Mike Norris, 1981)

Most Innings Pitched

Career.....	40.2 (Barry Zito, 2000-03, 06)
Series	13.0 (Sonny Gray, 2013)
	13.0 (Barry Zito, 2003)
	13.0 (Mark Mulder, 2002)
Game	9.0 (Steve McCatty, 1981 Game 2)
	9.0 (Mike Norris, 1981 Game 1)

Most Hits

Career.....	37 (Tim Hudson, 2000-03)
Series	14 (Jarrod Parker, 2012)
	14 (Mark Mulder, 2002)
	14 (Mark Mulder, 2001)
Game	10 (Bartolo Colón, 2013 Game 1)
	10 (Tim Hudson, 2003 Game 1)
	10 (Rick Langford, 1981 Game 3)
Game, Fewest	4 (Mike Norris, 1981 Game 1)

Most Runs

Career.....	19 (Tim Hudson, 2000-03)
Series	11 (Tim Hudson, 2002)
Game	7 (Tim Hudson, 2002 Game 4)

Most Earned Runs

Career.....	13 (Tim Hudson, 2000-03)
Series	9 (Gil Heredia, 2000)
Game	6 (Gil Heredia, 2000 Game 5)

Most Walks

Career.....	14 (Barry Zito, 2000-03, 06)
Series	6 (Sonny Gray, 2013)
	6 (Kevin Appier, 2000)
Game	5 (Kevin Appier, 2000 Game 2)

Most Strikeouts

Career.....	33 (Barry Zito, 2000-03, 06)
Series	13 (Barry Zito, 2003)
	13 (Kevin Appier, 2000)
Game	9 (Sonny Gray, 2013 Game 2)
	9 (Barry Zito, 2003 Game 2)
	9 (Mark Mulder, 2002 Game 5)

Most Home Runs

Career.....	5 (Tim Hudson, 2000-03)
Series . 2 (nine times, last: Bassitt, Luzardo, Manaea, Montas, 2020)	
Game	2 (eight times, last: Frankie Montas, 2020 Game 4)

TEAM GAME

Batting

At Bats	41 (2003 Game 1, 12 innings)
	41 (2002 Game 1)
Runs	11 (2000 Game 4)
Runs, Inning	5 (2003 Game 2, 2nd inn.)
	5 (2002 Game 2, 4th inn.)
Hits	14 (2002 Game 2)
Doubles	5 (2006 Game 2)
	5 (2002 Game 2)
Triples	1 (six times, last: 2013 Game 4)
Home Runs	5 (2020 Game 3)
Home Runs, Inning.....	2 (2013 Game 3, 5th inn.)
	2 (2002 Game 3, 1st inn.)
Home Runs, Back-to-Back	
	Ray Durham and Scott Hatteberg, 2002 Game 3
Total Bases	28 (2020 Game 3)
Extra Base Hits	7 (2020 Game 3)
	7 (2002 Game 2)
Runs Batted In	11 (2000 Game 4)
Walks	10 (2003 Game 1)
Strikeouts	16 (2013 Game 1)
Stolen Bases.....	2 (four times, last: 2012 Game 2)

Pitching

Hits	16 (2020 Game 1)
Runs	11 (2020 Game 4)
	11 (2002 Game 4)
Runs, Inning	7 (2002 Game 4, 4th inn.)
Earned Runs	11 (2020 Game 4)
Walks	7 (2003 Game 1)
Strikeouts	12 (2013 Game 4)
Home Runs	4 (2020 Game 4)

TEAM MISCELLANEOUS

Consecutive Wins	4 (Oct. 6, 1981 to Oct. 3, 2000)
Consecutive Losses	4 (Oct. 8, 2013 to Oct. 6, 2020)
	4 (Oct. 13, 2001 to Oct. 11, 2002)
Shutouts	4
	2013 Game 2 (1-0; Gray, Balfour)
	2012 Game 3 (2-0; Anderson, Cook, Doolittle, Balfour)
	2001 Game 2 (2-0; Hudson, Isringhausen)
	1981 Game 1 (4-0; Norris)
Longest Nine Inning Game	4:13 (2001 Game 4)
Longest Extra Inning Game.....	4:37 (2003 Game 1, 12 inn.)
Fastest Game	2:19 (2006 Game 1)
Extra Inning Games.....	2003 Game 1 (5-4, 12 inn.)
	2003 Game 3 (1-3, 11 inn.)
Margin of Victory	10 (2000 Game 4, 11-1)
Margin of Defeat	9 (2002 Game 4, 2-11)
Largest Deficit Overcome to Win	3 (2020 Game 3)
Largest Lead Surrendered to Lose	4 (2002 Game 1)
Left On Base, Game	12 (2003 Game 1, 12 inn.)
	12 (2002 Game 1)
Fewest Left On Base, Game.....	1 (2020 Game 2)
Double Plays Turned, Game.....	2 (11 times, last: 2020 Game 4)
Errors, Series.....	6 (2001)
Errors, Game.....	4 (2003 Game 3)

LEAGUE CHAMPIONSHIP SERIES RECORDS

INDIVIDUAL BATTING

Highest Batting Average

Career (min. 30 pa).....	.410 (Harold Baines)
Series (min. 10 pa).....	.500 (Milton Bradley, 2006)
Game.....	.500 (Sal Bando, 1975)

Highest Slugging Percentage

Career (min. 30 pa).....	.568 (Jose Canseco)
Series (min. 10 pa).....	1.000 (Rickey Henderson, 1989)

Highest On-Base Percentage

Career (min. 30 pa).....	.439 (Harold Baines)
Series (min. 10 pa).....	.609 (Rickey Henderson, 1989)

Most Games Played

Career.....	20 (Sal Bando)
Game.....	20 (Reggie Jackson)

Most At Bats

Career.....	75 (Reggie Jackson)
Series.....	25 (Harold Baines, 1992)
Game.....	6 (Rickey Henderson, 1992 Game 4)

Most Runs

Career.....	14 (Rickey Henderson)
Series.....	8 (Rickey Henderson, 1989)
Game.....	3 (Mark McGwire, 1988 Game 3)

Most Hits

Career.....	21 (Rickey Henderson)
Series.....	11 (Harold Baines, 1992)
Game.....	4 (Milton Bradley, 2006 Game 2)
	4 (Jerry Browne, 1992 Game 5)
	4 (Sal Bando, 1975 Game 2)
Hitting Streak, Series.....	5 (Ruben Sierra, Oct. 8-14, 1992)
	5 (Bert Campaneris, October 6-11, 1973)
	5 (Matty Alou, October 7-12, 1972)
Hitting Streak, Career.....	8 (Harold Baines, October 6, 1991-October 11, 1992)
	8 (Rickey Henderson, Oct. 4, 1989-Oct. 10, 1990)
	8 (Dave Henderson, October 5, 1988-October 7, 1989)

Most Doubles

Career.....	4 (Matty Alou)
	4 (Sal Bando)
	4 (Dave Henderson)
	4 (Joe Rudi)
Series.....	4 (Matty Alou, 1972)
Game.....	2 (seven times, last: Mark Kotsay, 2006 Game 2)

Most Triples

Career.....	2 (Rickey Henderson)
Series.....	1 (six times)
Game.....	1 (six times, last: Ruben Sierra, 1992 Game 2)

Most Home Runs

Career.....	5 (Sal Bando)
Series.....	3 (Jose Canseco, 1988)
Game.....	2 (Milton Bradley, 2006 Game 2)
	2 (Rickey Henderson, 1989 Game 4)
	2 (Sal Bando, 1973 Game 2)
	2 (Reggie Jackson, 1971 Game 3)
Grand Slams.....	none
Pinch Hit.....	none
Inside The Park.....	none
Leadoff.....	Bert Campaneris, 1973 Game 2
Game Ending.....	Bert Campaneris, 1973 Game 3

Most RBI

Career.....	11 (Mark McGwire)
Series.....	7 (Ruben Sierra, 1992)
Game.....	4 (Milton Bradley, 2006 Game 2)
	4 (Rickey Henderson, 1989 Game 4)

Most Total Bases

Career.....	39 (Sal Bando)
Series.....	17 (Milton Bradley, 2006)
Game.....	10 (Milton Bradley, 2006 Game 2)

Most Extra Base Hits

Career.....	9 (Sal Bando)
Series.....	4 (six times, last: Milton Bradley, 2006)
Game.....	2 (15 times, last: Milton Bradley and Mark Kotsay, 2006 Game 2)

Most Walks

Career.....	13 (Rickey Henderson)
	13 (Gene Tenace)
Series.....	7 (Rickey Henderson, 1989)
Game.....	3 (four times, last: Mark McGwire, 1992 Game 5)

Most Strikeouts

Career.....	17 (Reggie Jackson)
Series.....	7 (Terry Steinbach, 1992)
	7 (Jose Canseco, 1989)
	7 (Dave Henderson, 1988)
Game.....	3 (10 times, last: Nick Swisher and Frank Thomas, 2006 Game 2)

Most Stolen Bases

Career.....	14 (Rickey Henderson)
Series.....	8 (Rickey Henderson, 1989)
Game.....	4 (Rickey Henderson, 1989 Game 2)

INDIVIDUAL PITCHING

Most Games Won

Career.....	6 (Dave Stewart)
Series.....	2 (five times, last: Dave Stewart, 1990)

Most Games Lost

Career.....	3 (Ken Holtzman)
Series.....	2 (Mike Moore, 1992)
	2 (Ken Holtzman, 1975)

WORLD SERIES RECORDS

INDIVIDUAL BATTING

Highest Batting Average

Career (min. 25 pa).....412 (Rickey Henderson)
Series (min. 10 pa).....474 (Rickey Henderson, 1989)

Highest Slugging Percentage

Career (min. 25 pa).....794 (Rickey Henderson)
Series (min. 10 pa).....923 (Dave Henderson, 1989)

Highest On-Base Percentage

Career (min. 25 pa).....487 (Rickey Henderson)
Series (min. 10 pa).....591 (Mickey Cochrane, 1929)

Most Games Played

Career.....20 (Frank Baker)
20 (Jack Barry)
20 (Eddie Collins)

Most At Bats

Career.....82 (Frank Baker)
Series.....31 (Bert Campaneris, 1973)
Game.....6 (five times, last: Rickey Henderson, 1989 Game 4)

Most Runs

Career.....15 (Frank Baker)
Series.....7 (Frank Baker, 1911)
Game.....4 (Carney Lansford, 1989 Game 3)

Most Hits

Career.....31 (Frank Baker)
Series.....9 (nine times, last: Rickey Henderson, 1989)
Game.....4 (Dave Henderson, 1988 Game 4)
4 (Reggie Jackson, 1973 Game 2)
4 (Danny Murphy, 1911 Game 6)
Hitting Streak, Series.....6 (Jimmie Foxx, Oct. 1-8, 1930)
Hitting Streak, Career.....
8 (Jimmie Foxx, October 1, 1930 to October 2, 1931)
8 (Jack Barry, October 17, 1911 to October 10, 1913)

Most Doubles

Career.....9 (Jack Barry)
Series.....4 (Jack Barry, 1911)
4 (Eddie Collins, 1910)
Game.....2 (13 times, last: Rickey Henderson, 1990 Game 1)

Most Triples

Career.....2 (Rickey Henderson)
2 (Eddie Collins)
Series.....2 (Rickey Henderson, 1989)
2 (Eddie Collins, 1913)
Game.....1 (14 times, last: Rickey Henderson, 1989 Game 4)

Most Home Runs

Career.....6 (Al Simmons)
Series.....4 (Gene Tenace, 1972)
Game.....2 (Dave Henderson, 1989 Game 3)
2 (Gene Tenace, 1972 Game 1)
Grand Slams.....Jose Canseco, 1988 Game 1
Pinch Hit.....none
Inside The Park.....Mule Haas, 1929 Game 4
Leadoff.....Rickey Henderson, 1989 Game 4
Game Ending.....Mark McGwire, 1988 Game 3

Most RBI

Career.....18 (Frank Baker)
Series.....9 (Gene Tenace, 1972)
9 (Danny Murphy, 1910)
Game.....4 (Dave Henderson, 1989 Game 3)
4 (Jose Canseco, 1988 Game 1)
4 (Al Simmons, 1929 Game 2)
4 (Wally Schang, 1913 Game 4)

Most Total Bases

Career.....47 (Frank Baker)
Series.....21 (Gene Tenace, 1972)
Game.....10 (Dave Henderson, 1989 Game 3)

Most Extra Base Hits

Career.....11 (Al Simmons)
Series.....5 (Gene Tenace, 1972)
5 (Reggie Jackson, 1973)
Game.....3 (Dave Henderson, 1989 Game 3)

Most Walks

Career.....17 (Mickey Cochrane)
Series.....11 (Gene Tenace, 1973)
Game.....3 (Gene Tenace, 1973 Game 5)
3 (Gene Tenace, 1973 Game 2)
3 (Mickey Cochrane, 1929 Game 2)

Most Strikeouts

Career.....17 (Sal Bando)
Series.....9 (Dib Williams, 1931)
Game.....3 (seven times, last: Dave Stewart, 1988 Game 1)

Most Stolen Bases

Career.....10 (Eddie Collins)
Series.....4 (Eddie Collins, 1910)
Game.....2 (four times, last: Rickey Henderson, 1989 Game 3)

INDIVIDUAL PITCHING

Most Games Won

Career.....6 (Chief Bender)
Series.....3 (Jack Coombs, 1910)

Most Games Lost

Career.....5 (Eddie Plank)
Series.....2 (Dave Stewart, 1990)
2 (Storm Davis, 1988)
2 (George Earnshaw, 1931)
2 (Eddie Plank, 1905)

Most Saves

Career.....6 (Rollie Fingers)
Series.....2 (four times, last: Rollie Fingers, 1974)

Lowest Earned Run Average

Career (min 10.0 ip).....1.32 (Eddie Plank)
Series (min 10.0 ip).....0.00 (Darold Knowles, 1973, 6.1 ip)
0.00 (Lefty Grove, 1929, 6.1 ip)
0.00 (Rube Walberg, 1929, 6.1 ip)

Most Games

Career.....16 (Rollie Fingers, 1973)
Series.....7 (Darold Knowles, 1973)

Most Games Started

Career..... 10 (Chief Bender)
 Series 3 (six times, last: Ken Holtzman, 1973)

Most Complete Games

Career..... 9 (Chief Bender)
 Series 3 (Chief Bender, 1911)
 3 (Jack Coombs, 1910)

Most Innings Pitched

Career..... 85.0 (Chief Bender)
 Series 27.0 (Jack Coombs, 1910)
 Game 11.0 (Joe Bush, 1914 Game 3)
 11.0 (Jack Coombs, 1911 Game 3)

Most Hits

Career..... 64 (Chief Bender)
 Series 28 (Lefty Grove, 1931)
 Game 12 (Lefty Grove, 1931 Game 1)
 Game, Fewest 2 (George Earnshaw, 1931 Game 4)
 2 (Eddie Plank, 1913 Game 5)

Most Runs

Career..... 28 (Chief Bender)
 Series 10 (Storm Davis, 1988)
 10 (Jack Coombs, 1910)
 Game 9 (Andy Coakley, 1905 Game 3)

Most Earned Runs

Career..... 23 (Chief Bender)
 Series 10 (Storm Davis, 1988)
 10 (Jack Coombs, 1910)
 Game 6 (Storm Davis, 1988 Game 2)
 6 (Chief Bender, 1914 Game 1)

Most Walks

Career..... 21 (Chief Bender)
 Series 14 (Jack Coombs, 1910)
 Game 9 (Jack Coombs, 1910 Game 2)

Most Strikeouts

Career..... 59 (Chief Bender)
 Series 20 (George Earnshaw, 1931)
 20 (Chief Bender, 1911)
 Game 13 (Howard Ehmke, 1929 Game 1)

Most Home Runs

Career..... 4 (Vida Blue)
 4 (Jim Hunter)
 Series 3 (Storm Davis, 1988)
 Game 2 (four times, last: Mike Moore, 1990 Game 3)

TEAM GAME

Batting

At Bats 47 (1973 Game 2)
 Runs 13 (1989 Game 3)
 13 (1911 Game 6)
 Runs, Inning 10 (1929 Game 4, 7th inn.)
 Hits 15 (1929 Game 4)
 15 (1910 Game 3)
 Doubles 7 (1911 Game 4)

Triples 3 (1973 Game 2)
 Home Runs 5 (1989 Game 3)
 Home Runs, Inning 2 (1989 Game 3, 5th inn.)
 2 (1989 Game 3, 4th inn.)
 2 (1973 Game 7, 3rd inn.)
 2 (1929 Game 4, 7th inn.)

Home Runs, Back-to-Back none
 Total Bases 31 (1989 Game 3)
 Extra Base Hits 7 (1989 Game 3)
 7 (1973 Game 2)
 7 (1930 Game 6)
 7 (1911 Game 4)
 Runs Batted In 12 (1989 Game 3)
 Walks 7 (four times, last: 1989 Game 4)
 Strikeouts 15 (1973 Game 2)
 Stolen Bases 4 (1910 Game 5)

Pitching

Hits 15 (1973 Game 2)
 Runs 10 (1973 Game 2)
 Runs, Inning 7 (1990 Game 3, 3rd inn.)
 Earned Runs 8 (1972 Game 6)
 Walks 9 (1910 Game 2)
 Strikeouts 14 (1972 Game 3)
 Home Runs 2 (eight times, last: 1990 Game 3)

TEAM MISCELLANEOUS

Consecutive Wins 4 (October 14 to 28, 1989)
 4 (October 12, 1929 to October 2, 1930)
 Consecutive Losses 4 (October 16, 1990 to present)
 4 (October 9 to 13, 1914)
 Shutouts 4
 1989 Game 1 vs. San Francisco (5-0; Stewart)
 1931 Game 4 vs. St. Louis (3-0; Earnshaw)
 1930 Game 5 at St. Louis (2-0; Earnshaw and Grove)
 1905 Game 2 at New York (3-0; Bender)
 Margin of Victory 11 (1911 Game 6, 13-2)
 Margin of Defeat 9 (1905 Game 3, 0-9)
 Largest Deficit Overcome to Win 8 (1929 Game 4)
 Largest Deficit Surrendered to Lose 3 (1911 Game 5)
 Longest Nine Inning Game 3:30 (1989 Game 3)
 Longest Extra Inning Game 4:13 (1973 Game 2, 12 inn.)
 Fastest Game 1:35 (1905 Game 5)
 Extra Inning Games 8
 1990 Game 2 at Cincinnati (4-5, 10 inn.)
 1973 Game 3 at New York (3-2, 11 inn.)
 1973 Game 2 vs. New York (7-10, 12 inn.)
 1914 Game 3 at Boston (4-5, 12 inn.)
 1913 Game 2 vs. New York (0-3, 10 inn.)
 1911 Game 5 at New York (3-4, 10 inn.)
 1911 Game 3 at New York (3-2, 11 inn.)
 1910 Game 4 at Chicago (3-4, 10 inn.)
 Left on Base, Nine Inning Game 11 (1990 Game 1)
 11 (1930 Game 3)
 Left on Base, Extra Inning Game 12 (1973 Game 2, 12 inn.)
 Double Plays Turned, Game 4 (1914 Game 1)
 4 (1973 Game 4)
 Errors, Series 11 (1910)
 11 (1911)
 Errors, Game 5 (1973 Game 2)
 5 (1911 Game 6)

POSTSEASON RECORDS

INDIVIDUAL BATTING

Highest Batting Average

Career (min. 50 pa).....	.378 (Frank Baker, 1910-11, 13-14)
Season (min. 20 pa).....	.450 (Frank Baker, 1913)
Single Series (min. 10 pa).....	.545 (Tony Armas, 1981 ALDS) .545 (Dwayne Murphy, 1981 ALDS)

Highest Slugging Percentage

Career (min. 50 pa).....	.667 (Al Simmons, 1929-31)
Season (min. 20 pa).....	.941 (Rickey Henderson, 1989)
Single Series (min. 10 pa).....	1.200 (Frank Thomas, 2006 ALDS)

Highest On-Base Percentage

Career (min. 50 pa).....	.436 (Rickey Henderson, 1981, 89-90, 92)
Season (min. 20 pa).....	.591 (Mickey Cochrane, 1929)
Single Series (min. 10 pa).....	.611 (Marcus Semien, 2020 ALDS)

Most Games Played

Career.....	39 (Sal Bando, 1971-75)
Season.....	12 (12 times, last: seven players in 1973)

Most At Bats

Career.....	144 (Bert Campaneris, 1971-75)
Season.....	52 (Bert Campaneris, 1973)
Series.....	31 (Bert Campaneris, 1973 WS)
Game.....	6 (nine times, last: Coco Crisp, 2014 ALWC, 12 inn.)

Most Runs

Career.....	23 (Rickey Henderson, 1981, 89-90, 92)
Season.....	12 (Rickey Henderson, 1989)
Series.....	8 (Rickey Henderson, 1989 ALCS)
Game.....	4 (Carney Lansford, 1989 WS Game 3)

Most Hits

Career.....	37 (Rickey Henderson, 1981, 89-90, 92)
Season.....	16 (Bert Campaneris, 1973)
Series.....	11 (Harold Baines, 1992 ALCS)
Game.....	4 (11 times, last: Coco Crisp, 2013 ALDS Game 4)
Hitting Streak, Season.....	8 (Bert Campaneris, Oct. 6-16, 1973)
Hitting Streak, Career.....	8 (Rickey Henderson, October 4-28, 1989)
Hitting Streak, Career.....	15 (Rickey Henderson, October 4, 1989-October 19, 1990)

Most Doubles

Career.....	9 (Jack Barry, 1910-11, 13-14)
Season.....	9 (Dave Henderson, 1988-90)
Series.....	5 (Dave Henderson, 1989)
Game.....	4 (four times, last: Marco Scutaro, 2006 ALDS)
Game.....	2 (27 times, last: Coco Crisp, 2013 ALDS Game 3)

Most Triples

Career.....	4 (Rickey Henderson, 1981, 89-90, 92)
Season.....	3 (Rickey Henderson, 1989)
Series.....	2 (Rickey Henderson, 1989 WS)
Game.....	2 (Eddie Collins, 1913 WS)
Game.....	1 (26 times, last: Coco Crisp, 2013 ALDS Game 4)

Most Home Runs

Career.....	7 (Jose Canseco, 1988-90)
Season.....	4 (Jose Canseco, 1988)
Series.....	4 (Gene Tenace, 1972)
Game.....	4 (Gene Tenace, 1972 WS)
Game.....	2 (10 times, last: Ramón Laureano, 2020 ALDS Game 4)

Grand Slams.....	Jose Canseco, 1988 WS Game 1
Pinch Hit.....	none
Inside The Park.....	Mark Kotsay, 2006 ALDS Game 2
Leadoff.....	4 times, last: Coco Crisp, 2012 ALDS Game 1
Game Ending.....	Mark McGwire, 1988 WS Game 3
	Bert Campaneris, 1973 ALCS Game 3

Most RBI

Career.....	18 (Frank Baker, 1910-11, 13-14)
Season.....	18 (Jose Canseco, 1988-90)
Single Series.....	10 (Gene Tenace, 1972)
Game.....	9 (Gene Tenace, 1972 WS)
	9 (Danny Murphy, 1910 WS)
Game.....	5 (Brandon Moss, 2014 ALWC)

Most Total Bases

Career.....	63 (Rickey Henderson, 1981, 89-90, 92)
Season.....	32 (Rickey Henderson, 1989)
Single Series.....	21 (Gene Tenace, 1972 WS)
Game.....	10 (Dave Henderson, 1989 WS Game 3)
	10 (Milton Bradley, 2006 ALCS Game 2)

Most Extra Base Hits

Career.....	14 (Rickey Henderson, 1981, 89-90, 92)
Season.....	8 (Dave Henderson, 1989)
Single Series.....	8 (Rickey Henderson, 1989)
Game.....	5 (four times, last: Ray Durham, 2002 ALDS)
Game.....	3 (Dave Henderson, 1989 WS Game 3)

Most Walks

Career.....	29 (Gene Tenace, 1971-75)
Season.....	13 (Gene Tenace, 1973)
Single Series.....	11 (Gene Tenace, 1973 WS)
Game.....	3 (nine times, last: Coco Crisp, 2013 ALDS Game 1)

Most Strikeouts

Career.....	31 (Gene Tenace, 1971-75)
Season.....	14 (Dave Henderson, 1988)
Single Series.....	13 (Brandon Moss, 2013 ALDS)
Game.....	4 (Khrist Davis, 2020 ALDS Game 4)
	4 (Stephen Drew, 2012 ALDS Game 5)
	4 (Ben Grieve, 2000 ALDS Game 5)

Most Stolen Bases

Career.....	22 (Rickey Henderson, 1981, 89-90, 92)
Season.....	11 (Rickey Henderson, 1989)
Single Series.....	8 (Rickey Henderson, 1989 ALCS)
Game.....	4 (Rickey Henderson, 1989 ALCS Game 2)

INDIVIDUAL PITCHING

Most Games Won

Career.....	8 (Dave Stewart, 1988-90, 92)
Season.....	4 (Dave Stewart, 1989)
Single Series.....	3 (Jack Coombs, 1910 WS)

Most Games Lost

Career.....	5 (Vida Blue, 1971-75)
Season.....	5 (Eddie Plank, 1905, 10-11, 13-14)
Single Series.....	2 (nine times, last: Jarrod Parker, 2012)
Game.....	2 (seven times, last: Jarrod Parker, 2012 ALDS)

Most Saves

Career.....	11 (Dennis Eckersley, 1988-90, 92)
Season.....	4 (Dennis Eckersley, 1988, 1989)
Single Series.....	4 (Dennis Eckersley, 1988 ALCS)

Lowest Earned Run Average

Career (min. 20.0 ip).....	1.13 (John Odom, 1972-74)
Season (min. 10.0 ip).....	0.71 (John Odom, 1972)
Single Series.....	0.00 (John Odom, 1972 ALCS, 14.0 ip)

Most Games

Career.....	27 (Rollie Fingers, 1971-75)
Season.....	9 (Rollie Fingers, 1972, 1973)
Single Series.....	7 (Darrold Knowles, 1973 WS)

Most Games Started

Career.....	14 (Dave Stewart, 1988-90, 92)
Season.....	4 (eight times, last: Dave Stewart, 1990)
Single Series.....	3 (six times, last: Ken Holtzman, 1973 WS)

Most Complete Games

Career.....	9 (Chief Bender, 1905, 10-11, 13-14)
Season.....	3 (Jack Coombs, 1910) 3 (Chief Bender, 1911)
Single Series.....	3 (Jack Coombs, 1910 WS) 3 (Chief Bender, 1911 WS)

Most Innings Pitched

Career.....	105.1 (Dave Stewart, 1988-90, 92)
Season.....	32.0 (Dave Stewart, 1989)
Single Series.....	27.0 (Jack Coombs, 1910 WS)
Game.....	11.0 (3 times, last: Ken Holtzman, 1973 ALCS Game 3)

Most Hits

Career.....	76 (Dave Stewart, 1988-90, 92)
Season.....	28 (Lefty Grove, 1931)
Single Series.....	28 (Lefty Grove, 1931 WS)
Game.....	12 (Lefty Grove, 1931 WS Game 1)
Game, Fewest.....	2 (3 times, last: Vida Blue, 1974 ALCS Game 3)

Most Runs

Career.....	31 (Vida Blue, 1971-75)
Season.....	14 (Vida Blue, 1973)
Single Series.....	11 (Tim Hudson, 2002 ALDS)
Game.....	9 (Andy Coakley, 1905 WS Game 3)

Most Earned Runs

Career.....	31 (Vida Blue, 1971-75)
Season.....	14 (Vida Blue, 1973)
Single Series.....	10 (Storm Davis, 1988 WS) 10 (Jack Coombs, 1910 WS)
Game.....	7 (Esteban Loaiza, 2006 ALCS Game 2)

Most Walks

Career.....	30 (Dave Stewart, 1988-90, 92)
Season.....	14 (Jack Coombs, 1910)
Single Series.....	14 (Jack Coombs, 1910 WS)
Game.....	9 (Jack Coombs, 1910 WS Game 2)

Most Strikeouts

Career.....	59 (Chief Bender, 1905, 10-11, 13-14)
Season.....	23 (Dave Stewart, 1989)
Single Series.....	20 (George Earnshaw, 1931 WS) 20 (Chief Bender, 1911 WS)
Game.....	13 (Howard Ehmke, 1929 WS Game 1)

Most Home Runs

Career.....	13 (Jim Hunter, 1971-74)
Season.....	4 (five times, last: Jesús Luzardo, 2020)
Single Series.....	4 (Jim Hunter, 1971 ALCS)
Game.....	4 (Jim Hunter, 1971 ALCS Game 2)

TEAM GAME

Batting

At Bats.....	47 (2014 ALWC, 12 innings) 47 (1973 WS Game 2)
Runs.....	13 (1989 WS Game 3) 13 (1911 WS Game 6)
Runs, Inning.....	10 (1929 WS Game 4, 7th inn.)
Hits.....	15 (three times, last: 1988 ALCS Game 3)
Doubles.....	7 (1911 WS Game 4)
Triples.....	3 (1973 WS Game 2)
Home Runs.....	5 (2020 ALDS Game 3) 5 (1989 WS Game 3)
Home Runs, Inning.....	2 (10 times, last: 2013 ALDS Game 3, 5th inn.)
Home Runs, Back-to-Back.....	3 times, last: Ray Durham and Scott Hatteberg, 2002 ALDS Game 3
Total Bases.....	31 (1989 WS Game 3)
Extra Base Hits.....	7 (seven times, last: 2020 ALDS Game 3)
Runs Batted In.....	12 (1989 WS Game 3)
Walks.....	11 (1974 ALCS Game 4)
Strikeouts.....	16 (2013 ALDS Game 1)
Stolen Bases.....	6 (1992 ALCS Game 2) 6 (1989 ALCS Game 2)

Pitching

Hits.....	19 (1981 ALCS Game 2)
Runs.....	13 (1981 ALCS Game 2)
Runs, Inning.....	7 (3 times, last: 2002 Game 4, 4th inn.)
Earned Runs.....	13 (1981 ALCS Game 2)
Walks.....	9 (1971 ALCS Game 3) 9 (1910 WS Game 2)
Strikeouts.....	14 (1972 WS Game 3)
Home Runs.....	4 (2020 ALDS Game 4) 4 (2019 ALWC) 4 (1971 ALCS Game 2)

TEAM MISCELLANEOUS

Consecutive Wins.....	10 (October 7, 1989-October 10, 1990)
Consecutive Losses.....	6 (October 8, 2013-September 29, 2020) 6 (October 10, 2006-October 7, 2012)
Shutouts.....	12 times, last: 2013 ALDS Game 2 (1-0; Gray, Balfour)
Longest Nine Inning Game.....	4:13 (2001 ALDS Game 4)
Longest Extra Inning Game.....	4:45 (2014 ALWC, 12 inn.)
Fastest Game.....	1:35 (1905 WS Game 5)
Extra Inning Games.....	15 times, last: 2014 ALWC (8-9, 12 inn.)
Margin of Victory.....	11 (1911 WS Game 6, 13-2)
Margin of Defeat.....	10 (1981 ALCS Game 2, 3-13)
Largest Deficit Overcome to Win.....	8 (1929 WS Game 4)
Largest Lead Surrendered to Lose.....	5 (1992 ALCS Game 4)
Left On Base, Game.....	12 (five times, last: 2020 ALWC Game 3)
Double Plays Turned, Game.....	4 (3 times, last: 1975 ALCS Game 2)
Errors, Series.....	11 (1910, 1911)
Errors, Game.....	5 (1973 WS Game 2) 5 (1911 WS Game 6)

POSTSEASON CAREER LEADERS

INDIVIDUAL BATTING

Batting Average (min. 50 pa)

1. Frank Baker.....	378
2. Harold Baines.....	370
3. Eddie Collins.....	347
4. Jimmie Foxx.....	344
5. Rickey Henderson.....	333
Al Simmons.....	333

At Bats

1. Bert Campaneris.....	144
2. Sal Bando.....	142
3. Joe Rudi.....	140
4. Reggie Jackson.....	118
5. Mark McGwire.....	114

Triples

1. Rickey Henderson.....	4
2. Eddie Collins.....	2
3. 19 players tied.....	1

Extra Base Hits

1. Rickey Henderson.....	14
2. Reggie Jackson.....	13
Dave Henderson.....	13
4. Sal Bando.....	12
5. Al Simmons.....	11

Slugging Pct. (min. 50 pa)

1. Al Simmons.....	.667
2. Jimmie Foxx.....	.609
3. Frank Baker.....	.573
4. Rickey Henderson.....	.568
5. Harold Baines.....	.565

Runs

1. Rickey Henderson.....	23
2. Sal Bando.....	20
3. five players tied.....	15

Home Runs

1. Jose Canseco.....	7
2. Al Simmons.....	6
3. Sal Bando.....	5
Reggie Jackson.....	5
5. seven players tied.....	4

Walks

1. Gene Tenace.....	29
2. Rickey Henderson.....	20
3. Jose Canseco.....	17
Mickey Cochrane.....	17
5. two players tied.....	16

On-Base Pct. (min. 50 pa)

1. Rickey Henderson.....	.436
2. Jimmie Foxx.....	.425
3. Harold Baines.....	.408
4. Mickey Cochrane.....	.408
5. Frank Baker.....	.402

Hits

1. Rickey Henderson.....	37
2. Joe Rudi.....	36
3. Bert Campaneris.....	35
4. Sal Bando.....	34
Carney Lansford.....	34

Runs Batted In

1. Jose Canseco.....	18
Frank Baker.....	18
3. Al Simmons.....	17
4. three players tied.....	15

Strikeouts

1. Gene Tenace.....	31
2. Sal Bando.....	29
3. Reggie Jackson.....	27
Dave Henderson.....	27
Mark McGwire.....	27

Games

1. Sal Bando.....	39
2. Joe Rudi.....	38
3. Gene Tenace.....	37
4. Bert Campaneris.....	36
Dick Green.....	36

Doubles

1. Dave Henderson.....	9
Jack Barry.....	9
3. five players tied.....	7

Total Bases

1. Rickey Henderson.....	63
2. Sal Bando.....	57
3. Reggie Jackson.....	56
4. Joe Rudi.....	53
5. Bert Campaneris.....	50

Stolen Bases

1. Rickey Henderson.....	22
2. Bert Campaneris.....	10
Eddie Collins.....	10
4. Willie Wilson.....	7
5. Jose Canseco.....	5

INDIVIDUAL PITCHING

Wins

1. Dave Stewart.....	8
2. Jim Hunter.....	7
3. Chief Bender.....	6
Ken Holtzman.....	6
5. five players tied.....	4

ERA (min. 20 ip)

1. John Odom.....	1.13
2. Eddie Plank.....	1.32
3. George Earnshaw.....	1.58
4. Lefty Grove.....	1.75
5. Rollie Fingers.....	2.22

Complete Games

1. Chief Bender.....	9
2. Eddie Plank.....	6
3. George Earnshaw.....	5
4. Jack Coombs.....	4
Lefty Grove.....	4

Strikeouts

1. Chief Bender.....	59
2. George Earnshaw.....	56
3. Dave Stewart.....	55
4. Jim Hunter.....	49
5. Vida Blue.....	47

Losses

1. Eddie Plank.....	5
Vida Blue.....	5
3. Chief Bender.....	4
Rollie Fingers.....	4
Ken Holtzman.....	4

Games

1. Rollie Fingers.....	27
2. Dennis Eckersley.....	20
3. Rick Honeycutt.....	18
4. Vida Blue.....	17
5. Jim Hunter.....	14
Dave Stewart.....	14

Innings Pitched

1. Dave Stewart.....	105.1
2. Jim Hunter.....	88.1
3. Chief Bender.....	85.0
4. Ken Holtzman.....	70.1
5. Vida Blue.....	64.2

Winning Pct. (min. 3 dec)

1. Jack Coombs.....	1.000 (4-0)
2. Jim Hunter.....	.778 (7-2)
3. John Odom.....	.750 (3-1)
4. Dave Stewart.....	.727 (8-3)
5. Lefty Grove.....	.714 (5-2)

Saves

1. Dennis Eckersley.....	11
2. Rollie Fingers.....	8
3. Jason Isringhausen.....	3
4. Vida Blue.....	2
Grant Balfour.....	2
Darold Knowles.....	2
Huston Street.....	2

Games Started

1. Dave Stewart.....	14
2. Jim Hunter.....	12
Ken Holtzman.....	12
4. Chief Bender.....	10
Vida Blue.....	10

Walks

1. Dave Stewart.....	30
2. Jim Hunter.....	26
3. Vida Blue.....	23
4. Chief Bender.....	21
5. Jack Coombs.....	20

POSTSEASON SINGLE GAME BESTS

INDIVIDUAL BATTING

Runs

- 4 Carney Lansford, 1989 WS Game 3 at San Francisco
- 3 10 times, last: Coco Crisp, 2013 ALDS Game 4 at Det.

Hits

- 4 Coco Crisp, 2013 ALDS Game 4 at Detroit
- 4 Milton Bradley, 2006 ALCS Game 2 vs. Detroit
- 4 Jason Giambi, 2001 ALDS Game 5 at New York
- 4 Miguel Tejada, 2001 ALDS Game 4 vs. New York
- 4 Johnny Damon, 2001 ALDS Game 1 at New York
- 4 Jerry Browne, 1992 ALCS Game 5 vs. Toronto
- 4 Dave Henderson, 1988 WS Game 4 vs. Los Angeles
- 4 Tony Armas, 1981 ALDS Game 2 at Kansas City
- 4 Sal Bando, 1975 ALCS Game 2 at Boston
- 4 Reggie Jackson, 1973 WS Game 2 vs. New York
- 4 Danny Murphy, 1911 WS Game 6 vs. New York

Doubles

- 2 27 times, last: Coco Crisp, 2013 ALDS Game 3 at Det.

Triples

- 1 26 times, last: Coco Crisp, 2013 ALDS Game 4 at Det.

Home Runs

- 2 Ramón Laureano, 2020 ALDS Game 4 vs. Houston*
- 2 Brandon Moss, 2014 ALWC at Kansas City
- 2 Milton Bradley, 2006 ALCS Game 2 vs. Detroit
- 2 Frank Thomas, 2006 ALDS Game 1 at Minnesota
- 2 Terrence Long, 2001 ALDS Game 1 at New York
- 2 Dave Henderson, 1989 WS Game 3 at San Francisco
- 2 Rickey Henderson, 1989 ALCS Game 4 at Toronto
- 2 Sal Bando, 1973 ALCS Game 2 at Baltimore
- 2 Gene Tenace, 1972 WS Game 1 at Cincinnati
- 2 Reggie Jackson, 1971 ALCS Game 3 vs. Baltimore

INDIVIDUAL PITCHING

Innings Pitched

- 11.0 Ken Holtzman, 1973 ALCS Game 3 vs. Baltimore
- 11.0 Joe Bush, 1914 WS Game 3 at Boston
- 11.0 Jack Coombs, 1911 WS Game 3 at New York
- 10.0 Eddie Plank, 1913 WS Game 2 vs. New York
- 9.2 Chief Bender, 1910 WS Game 4 at Chicago

Hits

- 12 Lefty Grove, 1931 WS Game 1 at St. Louis
- 11 Lefty Grove, 1931 WS Game 3 vs. St. Louis
- 11 Chief Bender, 1913 WS Game 1 at New York
- 10 four times, last: Bartolo Colón, 2013 ALDS Game 1 vs. Detroit

Runs

- 9 Andy Coakley, 1905 WS Game 3 vs. New York
- 7 Esteban Loaiza, 2006 ALCS Game 2 vs. Detroit
- 7 Tim Hudson, 2002 ALDS Game 4 at Minnesota
- 6 10 times, last: Jon Lester, 2014 ALWC at Kansas City

Runs Batted In

- 5 Brandon Moss, 2014 ALWC at Kansas City
- 4 Ramón Laureano, 2020 ALDS Game 4 vs. Houston*
- 4 Chad Pinder, 2020 ALDS Game 3 vs. Houston*
- 4 Milton Bradley, 2006 ALCS Game 2 vs. Detroit
- 4 Marco Scutaro, 2006 ALDS Game 3 vs. Minnesota
- 4 Dave Henderson, 1989 WS Game 3 at San Francisco
- 4 Rickey Henderson, 1989 ALCS Game 4 at Toronto
- 4 Jose Canseco, 1988 WS Game 1 at Los Angeles
- 4 Al Simmons, 1929 WS Game 2 at Chicago
- 4 Wally Schang, 1913 WS Game 4 vs. New York

Total Bases

- 10 Milton Bradley, 2006 ALCS Game 2 vs. Detroit
- 10 Dave Henderson, 1989 WS Game 3 at San Francisco
- 9 Frank Thomas, 2006 ALDS Game 1 at Minnesota
- 9 Reggie Jackson, 1971 ALCS Game 3 vs. Baltimore
- 8 seven times, last: Ramón Laureano, 2020 ALDS Game 4 vs. Houston*

Extra Base Hits

- 3 Dave Henderson, 1989 WS Game 3 at San Francisco
- 2 48 times, last: Ramón Laureano, 2020 ALDS Game 4 vs. Houston*

Walks

- 3 nine times, last: Coco Crisp, 2013 ALDS Game 1 vs. Detroit

Strikeouts

- 4 Khris Davis, 2020 ALDS Game 4 vs. Houston*
- 4 Stephen Drew, 2012 ALDS Game 5 vs. Detroit
- 4 Ben Grieve, 2000 ALDS Game 5 vs. New York
- 3 35 times, last: Chad Pinder, 2020 ALDS Game 4 vs. Houston*

Stolen Bases

- 4 Rickey Henderson, 1989 ALCS Game 2 vs. Toronto
- 3 Willie Wilson, 1992 ALCS Game 2 at Toronto
- 2 13 times, last: Yoenis Céspedes, 2012 ALDS Game 2 at Detroit

*indicates game at Dodger Stadium

Walks

- 9 Jack Coombs, 1910 WS Game 2 vs. Chicago
- 6 Matt Keough, 1981 ALCS Game 3 vs. New York
- 6 Diego Segui, 1971 ALCS Game 3 vs. Baltimore
- 5 five times, last: Rich Harden, 2006 ALCS Game 3 at Detroit

Strikeouts

- 13 Howard Ehmke, 1929 WS Game 1 at Chicago
- 11 John Odom, 1972 WS Game 3 vs. Cincinnati
- 11 Chief Bender, 1911 WS Game 1 at New York
- 10 George Earnshaw, 1929 WS Game 3 vs. Chicago
- 9 five times, last: Sonny Gray, 2013 ALDS Game 2 vs. Detroit

POSTSEASON SERIES YEAR-BY-YEAR RECAP

1905 WORLD SERIES

The A's make their first appearance in the World Series and lose to the New York Giants, four games to one. Three of the losses come against Christy Mathewson who tosses three complete game shutouts. The A's collect just 25 hits in the series for a .161 batting average and score just three runs. Topsy Hartsel paces the A's offense with a .294 batting average and Bris Lord has the only two RBI. The A's use three pitchers in the Series and all toss complete games. Chief Bender makes two starts and has a 1.06 ERA.

The A's lose the first game in Philadelphia, 3-0, as Mathewson tosses a four-hit shutout. Chief Bender returns the favor in the second game of the series as he tosses a four-hit shutout and strikes out nine in a 3-0 A's win at New York. Lord has RBI singles in the third and eighth innings. Mathewson tosses a four-hit shutout in the Giants 9-0 win in Game 3 and Joe McGinnity blanks the A's on five hits in a 1-0 win in Game 4. Eddie Plank allows just four hits in Game 4 and the only run of the game is unearned after a Monte Cross error. Mathewson tossed a six-hit shutout in Game 5 as the Giants clinch the series with a 2-0 win.

FINAL STATISTICS

PLAYER	AVG	G	AB	R	H	TB	2B	3B	HR	RBI	SH	SF	HP	BB	IBB	SO	SB	CS	DP	E	SLG	OBP
Bender	.000	2	5	0	0	0	0	0	0	0	1	0	0	0	-	1	0	0	0	0	.000	.000
Coakley	.000	1	2	0	0	0	0	0	0	0	0	0	1	0	-	1	0	0	0	0	.000	.333
Cross, L	.105	5	19	0	2	2	0	0	0	0	0	0	0	1	-	1	0	0	0	1	.105	.150
Cross, M	.176	5	17	0	3	3	0	0	0	0	0	0	0	0	-	7	0	1	0	2	.176	.176
Davis	.200	5	20	0	4	5	1	0	0	0	0	0	0	0	-	1	0	0	0	0	.250	.200
Hartsel	.294	5	17	1	5	6	1	0	0	0	1	0	0	2	-	1	2	0	0	1	.353	.368
Hoffman	.000	1	1	0	0	0	0	0	0	0	0	0	0	0	-	1	0	0	0	0	.000	.000
Lord	.100	5	20	0	2	2	0	0	0	2	0	0	0	0	-	5	0	0	0	0	.100	.100
Murphy	.188	5	16	0	3	4	1	0	0	0	1	0	0	0	-	2	0	1	1	4	.250	.188
Plank	.167	2	6	0	1	1	0	0	0	0	0	0	0	0	-	2	0	0	1	0	.167	.167
Powers	.143	3	7	0	1	2	1	0	0	0	0	0	0	0	-	0	0	0	0	0	.286	.143
Schreckengost	.222	3	9	2	2	3	1	0	0	0	0	0	0	0	-	0	0	0	0	0	.333	.222
Seybold	.125	5	16	0	2	2	0	0	0	0	0	0	0	2	-	3	0	0	0	0	.125	.222
TOTALS	.161	5	155	3	25	30	5	0	0	2	3	0	1	5	-	25	2	2	2	8	.194	.193

PITCHER	W	L	ERA	G	GS	CG	GF	SHO	SV	IP	H	R	ER	HR	HB	BB	IBB	SO	WP	BK	AVG
Bender	1	1	1.06	2	2	2	0	1	-	17.0	9	2	2	0	0	6	-	13	0	0	.161
Coakley	0	1	2.00	1	1	1	0	0	-	9.0	8	9	2	0	1	5	-	2	0	0	.235
Plank	0	2	1.59	2	2	2	0	0	-	17.0	14	4	3	0	1	4	-	11	1	0	.222
TOTALS	1	4	1.47	5	5	5	0	1	-	43.0	31	15	7	0	2	15	-	26	1	0	.203

Results and Boxscores

1910 WORLD SERIES

The A's win their first World Series and use just two pitchers to defeat the Chicago Cubs, four games to one. Jack Coombs wins three of the games and posts a 3.33 ERA while Chief Bender is 1-1 with a 1.93 ERA. Eddie Collins paces the A's offense with a .429 batting average and four doubles and Frank Baker hits .409. Danny Murphy connects for the only home run of the series and leads the A's with nine RBI. The A's hit .316 and score 35 runs in the five games while the two pitchers combine for a 2.76 ERA and allow 15 runs.

The A's win the first two games in Philadelphia as Bender tosses a three-hitter in Game 1 and strikes out eight in a 4-1 win while Baker has three hits and two RBI. Coombs allows eight hits and nine walks in Game 2 but the Cubs strand 14 in a 9-3 A's win. Eddie Collins has three of the A's 14 hits and all nine Athletics collect at least one hit. The series moves to Chicago for Game 3 and Coombs comes back on one day of rest and defeats the Cubs, 12-5, collecting three hits and three RBI. Harry Davis and Jack Berry add three hits each and Barry and Murphy have three RBI. Bender suffers the A's only loss in Game 4 when the Cubs win 4-3 in 10 innings. The A's have a 3-2 lead entering the ninth but the Cubs score once in the ninth and once in the 10th for the win. The A's wrap up the series with a 7-2 win in Game 5 as Coombs picks up his third win of the series. Collins has three hits and the A's score five times in the eighth to break open a 2-1 game.

FINAL STATISTICS

PLAYER	AVG	G	AB	R	H	TB	2B	3B	HR	RBI	SH	SF	HP	BB	IBB	SO	SB	CS	DP	E	SLG	OBP
Baker	.409	5	22	6	9	12	3	0	0	4	0	0	0	2	-	1	0	3	0	3	.545	.458
Barry	.235	5	17	3	4	6	2	0	0	3	2	0	1	1	-	3	0	0	1	0	.353	.316
Bender	.333	2	6	1	2	2	0	0	0	1	0	0	0	1	-	1	0	0	0	0	.333	.429
Collins	.429	5	21	5	9	13	4	0	0	3	1	0	0	2	-	0	4	2	0	1	.619	.478
Coombs	.385	3	13	0	5	6	1	0	0	3	0	0	0	0	-	3	0	0	1	2	.462	.385
Davis	.353	5	17	5	6	9	3	0	0	2	2	0	1	3	-	4	0	0	0	3	.529	.476
Hartsel	.200	1	5	2	1	1	0	0	0	0	0	0	0	0	-	1	2	0	0	0	.200	.200
Lapp	.250	1	4	0	1	1	0	0	0	1	0	0	0	0	-	2	0	0	0	0	.250	.250
Lord	.182	5	22	3	4	6	2	0	0	1	1	0	0	1	-	3	0	1	0	0	.273	.217
Murphy	.350	5	20	6	7	13	3	0	1	9	1	0	0	1	-	0	1	0	0	0	.650	.381
Strunk	.278	4	18	2	5	8	1	1	0	2	0	0	0	2	-	5	0	1	0	1	.444	.350
Thomas	.250	4	12	2	3	3	0	0	0	1	0	0	0	4	-	1	0	0	1	1	.250	.438
Totals	.316	5	177	35	56	80	19	1	1	30	7	0	2	17	-	24	7	7	3	11	.452	.383

PITCHER	W	L	ERA	G	GS	CG	GF	SHO	SV	IP	H	R	ER	HR	HB	BB	IBB	SO	WP	BK	AVG
Bender	1	1	1.93	2	2	2	0	0	-	18.2	12	5	4	0	0	4	-	14	0	0	.194
Coombs	3	0	3.33	3	3	3	0	0	-	27.0	23	10	10	0	0	18	-	31	1	0	.240
Totals	4	1	2.76	5	5	5	0	0	-	45.2	35	15	14	0	0	18	-	31	1	0	.222

[Results and Boxscores](#)

1911 WORLD SERIES

The A's win their second consecutive World Championship as they defeat the New York Giants, four games to two. The A's pitching staff, which consists of Chief Bender, Jack Coombs and Eddie Plank, allows just 13 runs in the series for a 1.29 ERA. Bender goes 2-1 with a 1.04 ERA, Coombs is 1-0 with a 1.35 ERA and Plank is 1-1 with a 1.86 ERA. Frank "Home Run" Baker earns his nickname as he paces the A's offense with a .375 batting average, two home runs and five RBI. Jack Barry hits .368 and the A's offense hits .244 with 27 runs scored in the six games.

The A's lose Game 1 at New York by a 2-1 score as Bender strikes out 11 in eight innings in a complete game effort but loses to Christy Mathewson who tosses a six-hitter. The A's then win each of the next three games, beginning with a 3-1 win at Philadelphia in Game 2. Plank tosses a five-hitter and Baker breaks a 1-1 tie with a two-run home run in the sixth inning. Game 3 lasts 11 innings at New York and the A's are 3-2 winners. Trailing 1-0 entering the ninth inning, Baker homers to tie the game and the A's score two in the 11th for the win. Coombs goes the distance, allowing just three hits in 11 innings. The series is delayed for seven days because of rain but it resumes with a 4-2 A's win in Philadelphia in Game 4. Bender tosses a seven-hitter, Barry has three hits and Eddie Collins, Danny Murphy and Baker have two hits each. The A's lead 3-0 after six innings in Game 5 but the Giants score once in the bottom of the seventh, twice in the ninth and once in the 10th for the win. The A's then wrap up the series with a 13-2 win at Philadelphia, scoring seven times in the seventh inning. Murphy has four hits, Bris Lord adds three and Bender tosses a four-hitter.

FINAL STATISTICS

PLAYER	AVG	G	AB	R	H	TB	2B	3B	HR	RBI	SH	SF	HP	BB	IBB	SO	SB	CS	DP	E	SLG	OBP
Baker	.375	6	24	7	9	17	2	0	2	5	0	0	0	1	-	5	0	1	0	2	.708	.400
Barry	.368	6	19	2	7	11	4	0	0	2	2	1	0	0	-	2	2	1	0	3	.579	.350
Bender	.091	3	11	0	1	1	0	0	0	0	0	0	0	0	-	1	0	0	0	0	.091	.091
Collins	.286	6	21	4	6	7	1	0	0	1	2	0	0	2	-	3	2	0	0	4	.333	.348
Coombs	.250	2	8	1	2	2	0	0	0	0	0	0	0	0	-	0	0	0	0	0	.250	.250
Davis	.208	6	24	3	5	6	1	0	0	5	0	0	0	0	-	3	0	1	0	0	.250	.208
Lapp	.250	2	8	1	2	2	0	0	0	0	0	0	0	0	-	1	0	0	0	0	.250	.250
Lord	.185	6	27	2	5	7	2	0	0	1	0	0	0	0	-	5	0	0	0	0	.259	.185
McInnis	—	1	0	0	0	0	0	0	0	0	0	0	0	0	-	0	0	0	0	0	—	—
Murphy	.304	6	23	4	7	10	3	0	3	1	0	0	0	0	-	3	0	2	0	1	.435	.304
Oldring	.200	6	25	2	5	10	2	0	1	3	2	0	0	0	-	4	0	0	0	1	.400	.200
Plank	.000	2	3	0	0	0	0	0	0	0	0	0	0	0	-	2	0	0	0	0	.000	.000
Strunk	—	1	0	0	0	0	0	0	0	0	0	0	0	0	-	0	0	0	0	0	—	—
Thomas	.083	4	12	1	1	1	0	0	0	1	0	1	0	1	-	2	0	1	0	0	.083	.143
Totals	.244	6	205	27	50	74	15	0	3	21	7	2	0	4	-	31	4	6	0	11	.361	.256

PITCHER	W	L	ERA	G	GS	CG	GF	SHO	SV	IP	H	R	ER	HR	HB	BB	IBB	SO	WP	BK	AVG
Bender	2	1	1.04	3	3	3	0	0	-	26.0	16	6	3	0	1	8	-	20	1	0	.172
Coombs	1	0	1.35	2	2	1	0	0	-	20.0	11	5	3	0	1	6	-	16	0	0	.175
Plank	1	1	1.86	2	1	1	1	0	-	9.2	6	2	2	0	1	0	-	8	0	0	.182
Totals	4	2	1.29	6	6	5	1	0	-	55.2	33	13	8	0	3	14	-	44	1	0	.175

Results and Boxscores

1913 WORLD SERIES

The A's win their third World Championship over a four-year span as they defeat the New York Giants, four games to one. The A's use just three pitchers in the series with all going the distance, including Chief Bender, who wins Games 1 and 4, and Eddie Plank, who posts a 1-1 record and a 0.95 ERA. Frank Baker paces the A's offense with a .450 batting average and matches Wally Schang for the team-lead with seven RBI. Eddie Collins hits .421 and steals three bases.

Bender allows 11 hits in Game 1 at New York, but the A's defeat the Giants, 6-4. Collins goes 3 for 3 and scores three runs and Baker is 3 for 4 with three RBI, including a two-run home run. The A's lone loss comes in a Game 2 at Philadelphia, a 3-0 decision in 10 innings. Plank tosses nine shut-out innings before allowing three runs in the top of the 10th, while Christy Mathewson blanks the A's on eight hits. The series returns to Philadelphia for Game 3 and the A's score five times in the first two innings en route to an 8-2 win. Collins has his second three-hit game of the series and drives in three runs and Joe Bush tosses a five-hitter. The A's take a 6-0 lead into the seventh inning of Game 4 at Philadelphia and hold on to win 6-5. Jack Barry has three hits and Schang goes 2 for 2 with four RBI. The A's then clinch the series at New York with a 3-1 win in Game 5 as Plank tosses a two-hitter, allowing just one unearned run in the fifth inning. The A's score early again as Baker has a sacrifice fly in the first inning and a RBI single in the A's two-run third.

FINAL STATISTICS

PLAYER	AVG	G	AB	R	H	TB	2B	3B	HR	RBI	SH	SF	HP	BB	IBB	SO	SB	CS	DP	E	SLG	OBP
Baker	.450	5	20	2	9	12	0	0	1	7	0	1	0	0	-	2	1	1	0	1	.600	.429
Barry	.300	5	20	3	6	9	3	0	0	1	0	0	0	0	-	0	0	0	0	1	.450	.300
Bender	.000	2	8	0	0	0	0	0	0	1	0	0	0	0	-	1	0	0	0	0	.000	.000
Bush	.250	1	4	0	1	1	0	0	0	0	0	0	0	0	-	1	0	0	0	0	.250	.250
Collins	.421	5	19	5	8	12	0	2	0	3	2	0	0	1	-	2	3	0	0	1	.632	.450
Lapp	.250	1	4	0	1	1	0	0	0	0	0	0	0	0	-	1	0	0	0	0	.250	.250
McInnis	.118	5	17	1	2	3	1	0	0	2	2	1	0	0	-	2	0	0	0	0	.176	.111
Murphy	.227	5	22	2	5	5	0	0	0	0	0	0	0	2	-	0	0	1	0	0	.227	.292
Oldring	.273	5	22	5	6	8	0	1	0	0	0	0	0	0	-	1	1	0	0	0	.364	.273
Plank	.143	2	7	0	1	1	0	0	0	0	0	0	0	0	-	0	0	0	0	1	.143	.143
Schang	.357	4	14	2	5	10	0	1	1	7	0	0	0	2	-	4	0	0	0	1	.714	.438
Strunk	.118	5	17	3	2	2	0	0	0	1	0	0	0	2	-	2	0	0	0	0	.118	.211
Totals	.264	5	174	23	46	64	4	4	2	21	5	2	0	7	-	16	5	2	0	5	.368	.290

PITCHER	W	L	ERA	G	GS	CG	GF	SHO	SV	IP	H	R	ER	HR	HB	BB	IBB	SO	WP	BK	AVG
Bender	2	0	4.00	2	2	2	0	0	-	18.0	19	9	8	1	1	1	-	9	0	0	.271
Bush	1	0	1.00	1	1	1	0	0	-	9.0	5	2	1	0	1	4	-	3	0	0	.172
Plank	1	1	0.95	2	2	2	0	0	-	19.0	9	4	2	0	1	3	-	7	0	0	.138
Totals	4	1	2.15	5	5	5	0	0	-	46.0	33	15	11	1	3	8	-	19	0	0	.201

[Results and Boxscores](#)

1914 WORLD SERIES

The A's return to the World Series for the fourth time in five years but are swept in four games by the Boston Braves. The pitching staff posts a 3.41 ERA in the series, including 1.00 by Eddie Plank. The offense is held to a .172 batting average and scores just six runs in the four games. Frank Baker leads the A's with four hits in the series.

The A's drop a 7-1 decision in Game 1 at Philadelphia as Dick Rudolph limits the A's to an unearned run in the second inning. Chief Bender takes the loss, allowing six runs in 5.1 innings. Bill James shuts out the A's 1-0 in Game 2, yielding just two hits. The game is scoreless over the first eight innings before Plank allows a Les Mann RBI single with two outs in the top of the ninth. The series moves to Boston for Game 3, a 5-4 A's loss in 12 innings. The score is tied at 2-2 when Frank Baker delivers a two-run single in the top of the 10th inning. Joe Bush, who goes the distance for the A's, then allows two runs in the bottom of the 10th. Bush takes the loss when his own throwing error on a Herbie Moran sacrifice bunt attempt in the 12th allows the winning run to score. The A's then drop a 3-1 decision in Game 4 as Rudolph again holds the A's to just one run. Starting pitcher Bob Shawkey allows three runs in 5.0 innings for the loss.

FINAL STATISTICS

PLAYER	AVG	G	AB	R	H	TB	2B	3B	HR	RBI	SH	SF	HP	BB	IBB	SO	SB	CS	DP	E	SLG	OBP
Baker	.250	4	16	0	4	6	2	0	0	2	0	0	0	1	-	3	0	0	1	0	.375	.294
Barry	.071	4	14	1	1	1	0	0	0	0	0	0	0	1	-	3	1	0	0	1	.071	.133
Bender	.000	1	2	0	0	0	0	0	0	0	0	0	0	0	-	0	0	0	0	0	.000	.000
Bush	.000	1	5	0	0	0	0	0	0	0	0	0	0	0	-	2	0	0	0	1	.000	.000
Collins	.214	4	14	0	3	3	0	0	0	1	0	1	0	2	-	1	1	0	0	0	.214	.294
Lapp	.000	1	1	0	0	0	0	0	0	0	0	0	0	0	-	0	0	0	0	0	.000	.000
McInnis	.143	4	14	2	2	3	1	0	0	0	0	0	0	3	-	3	0	0	0	0	.214	.294
Murphy	.188	4	16	2	3	5	2	0	0	0	0	0	0	2	-	2	0	1	1	0	.313	.278
Oldring	.067	4	15	0	1	1	0	0	0	0	2	0	0	0	-	5	0	1	0	0	.067	.067
Pennock	.000	1	1	0	0	0	0	0	0	0	0	0	0	0	-	0	0	0	0	0	.000	.000
Plank	.000	1	2	0	0	0	0	0	0	0	0	0	0	0	-	1	0	0	0	0	.000	.000
Schang	.167	4	12	1	2	3	1	0	0	0	0	0	0	1	-	4	0	1	0	1	.250	.231
Shawkey	.500	1	2	0	1	2	1	0	0	1	0	0	0	0	-	1	0	0	0	0	1.000	.500
Strunk	.286	2	7	0	2	2	0	0	0	0	0	0	0	0	-	2	0	0	0	0	.286	.286
Walsh	.333	3	6	0	2	3	1	0	0	1	0	0	0	3	-	1	0	0	0	0	.500	.556
Wyckoff	1.000	1	1	0	1	2	1	0	0	0	0	0	0	0	-	0	0	0	0	0	2.000	1.000
Totals	.172	4	128	6	22	31	9	0	0	5	2	1	0	13	-	28	2	3	2	3	.242	.246

PITCHER	W	L	ERA	G	GS	CG	GF	SHO	SV	IP	H	R	ER	HR	HB	BB	IBB	SO	WP	BK	AVG
Bender	0	1	10.13	1	1	0	0	0	-	5.1	8	6	6	0	0	2	-	3	0	0	.381
Bush	0	1	3.27	1	1	1	0	0	-	11.0	9	5	4	1	0	4	-	4	0	0	.225
Pennock	0	0	0.00	1	0	0	1	0	-	3.0	2	0	0	0	0	2	-	3	0	0	.200
Plank	0	1	1.00	1	1	1	0	0	-	9.0	7	1	1	0	1	4	-	6	0	0	.212
Shawkey	0	1	3.60	1	1	0	0	0	-	5.0	4	3	2	0	0	2	-	0	0	0	.222
Wyckoff	0	0	2.45	1	0	0	1	0	-	3.2	3	1	1	0	0	1	-	2	0	0	.231
Totals	0	4	3.41	4	4	2	2	0	-	37.0	33	16	14	1	1	15	-	18	0	0	.244

Results and Boxscores

1929 WORLD SERIES

The A's return to the World Series for the first time in 15 years and win their fourth World Championship, besting the Chicago Cubs four games to one. The pitching staff posts a 2.40 ERA, including 1.42 by Howard Ehmke. The offense hits .281 and scores 26 runs in the five-game series. Jimmy Dykes hits .421 and Mickey Cochrane adds a .400 batting average. Jimmie Foxx, Mule Haas and Al Simmons all hit two home runs each.

Ehmke strikes out 13 and tosses an eight-hitter in the opener as the A's win 3-1 at Chicago. Foxx breaks a scoreless tie with a solo home run in the seventh inning and the A's have a 3-0 lead before Ehmke allows an unearned run in the bottom of the ninth. In Game 2, Simmons drives in four runs and Foxx is 3 for 5 with three RBI and his second home run in a 9-3 victory. The series moves to Philadelphia for Game 3 when the A's lose their only game of the series, 3-1. George Earnshaw goes the distance and strikes out 10, after tossing 4.2 innings two days earlier. The A's fall behind 8-0 in Game 4 before scoring 10 times in the bottom of the seventh inning to win, 10-8. Haas and Simmons both homer in the inning and Haas and Jimmy Dykes drive in three runs each as the A's send 15 batters to the plate. Philadelphia then clinches the series with a 3-2 win in Game 5. Ehmke allows two runs in 3.2 innings before Rube Walberg comes on to pitch 5.1 innings of scoreless relief. The A's trail 2-0 entering the bottom of the ninth before Haas hits a two-run home run to tie the game. Bing Miller then has a walk-off double to drive in Simmons and win the series.

FINAL STATISTICS

PLAYER	AVG	G	AB	R	H	TB	2B	3B	HR	RBI	SH	SF	HP	BB	IBB	SO	SB	CS	DP	E	SLG	OBP
Bishop	.190	5	21	2	4	4	0	0	0	1	0	0	0	2	-	3	0	0	0	0	.190	.261
Boley	.235	5	17	1	4	4	0	0	0	1	3	0	0	0	0	3	0	0	1	0	.235	.235
Burns	.000	1	2	0	0	0	0	0	0	0	0	0	0	0	-	1	0	0	0	0	.000	.000
Cochrane	.400	5	15	5	6	7	1	0	0	0	0	0	0	7	-	0	0	0	1	0	.467	.591
Dykes	.421	5	19	2	8	9	1	0	0	4	0	0	0	1	-	1	0	0	0	2	.474	.450
Earnshaw	.000	2	5	1	0	0	0	0	0	0	1	0	0	0	-	4	0	0	0	0	.000	.000
Ehmke	.200	2	5	0	1	1	0	0	0	0	0	0	0	0	-	0	0	0	0	0	.200	.200
Foxx	.350	5	20	5	7	14	1	0	2	5	0	0	0	1	-	1	0	0	2	0	.700	.381
French	.000	1	1	0	0	0	0	0	0	0	0	0	0	0	-	1	0	0	0	0	.000	.000
Grove	.000	2	2	0	0	0	0	0	0	0	0	0	0	0	-	1	0	0	0	0	.000	.000
Haas	.238	5	21	3	5	11	0	0	2	6	1	0	0	1	-	3	0	0	0	0	.524	.273
Miller	.368	5	19	1	7	8	1	0	0	4	1	0	1	0	-	2	0	2	0	1	.421	.400
Quinn	.000	1	2	0	0	0	0	0	0	0	0	0	0	0	-	2	0	0	0	0	.000	.000
Simmons	.300	5	20	6	6	13	1	0	2	5	0	1	0	1	-	4	0	0	0	0	.650	.318
Summa	.000	1	1	0	0	0	0	0	0	0	0	0	0	0	-	1	0	0	0	0	.000	.000
Walberg	.000	2	1	0	0	0	0	0	0	0	0	0	0	0	-	0	0	0	0	1	.000	.000
Totals	.281	5	171	26	48	71	5	0	6	26	6	1	1	13	-	27	0	2	4	4	.415	.333

PITCHER	W	L	ERA	G	GS	CG	GF	SHO	SV	IP	H	R	ER	HR	HB	BB	IBB	SO	WP	BK	AVG
Earnshaw	1	1	2.63	2	2	1	0	0	-	13.2	14	6	4	0	0	6	-	17	0	0	.250
Ehmke	1	0	1.42	2	2	1	0	0	-	12.2	14	3	2	0	0	3	-	13	0	0	.286
Grove	0	0	0.00	2	0	0	2	0	-	6.1	3	0	0	0	0	1	-	10	0	0	.143
Quinn	0	0	9.00	1	1	0	0	0	-	5.0	7	6	5	1	0	2	-	2	0	0	.318
Rommel	1	0	9.00	1	0	0	0	0	-	1.0	2	1	1	0	0	1	-	0	0	0	.500
Walberg	1	0	0.00	2	0	0	1	0	-	6.1	3	1	0	0	0	0	-	8	0	0	.143
Totals	4	1	2.40	5	5	2	3	0	-	45.0	43	17	12	1	0	13	-	50	0	0	.249

[Results and Boxscores](#)

1930 WORLD SERIES

The Athletics win back-to-back World Series for the second time, defeating St. Louis four games to two. The pitching staff allows 12 runs in the six-game series for a 1.73 ERA. George Earnshaw goes 2-0 with a 0.72 ERA in three starts and Lefty Grove picks up the other two wins, posting a 1.42 ERA in three games, two starts. Offensively, the A's hit just .197 but add six home runs. Al Simmons hits .364 with two home runs and Jimmie Foxx bats .333. Mickey Cochrane adds two home runs and Jimmy Dykes drives in a team-best five runs.

Grove tosses a complete game in Game 1, a 5-2 A's win at Philadelphia. The A's are held to just five hits in the game, including a pair of solo home runs by Simmons and Cochrane. Earnshaw fires a six-hitter in the A's 6-1 win in Game 2. Simmons has two hits and Cochrane homers again, a solo shot in the first inning. The Cardinals win Game 3 in St. Louis as Bill Hallahan shuts out the A's on seven hits in a 5-0 win. Jesse Haines four-hits the A's in a 3-1 loss in Game 4 to even the series at two games each. Earnshaw and Grove then combine on a three-hit shutout in a 2-0 win in Game 5. Foxx hits a two-run home run in the ninth inning to account for all the scoring. The series returned to Philadelphia for Game 6 and the A's win their fifth and final World Championship in Philadelphia with a 7-1 victory. Earnshaw tosses a complete-game five-hitter and Dykes and Simmons both homer.

FINAL STATISTICS

PLAYER	AVG	G	AB	R	H	TB	2B	3B	HR	RBI	SH	SF	HP	BB	IBB	SO	SB	CS	DP	E	SLG	OBP
Bishop	.222	6	18	5	4	4	0	0	0	0	0	0	1	7	-	3	0	0	0	0	.222	.462
Boley	.095	6	21	1	2	2	0	0	0	1	1	0	0	0	-	1	0	0	0	1	.095	.095
Cochrane	.222	6	18	5	4	11	1	0	2	4	0	1	0	5	-	2	0	1	0	1	.611	.375
Dykes	.222	6	18	2	4	10	3	0	1	5	2	0	0	5	-	3	0	0	0	1	.556	.391
Earnshaw	.000	3	9	0	0	0	0	0	0	0	0	0	0	0	-	5	0	0	0	0	.000	.000
Foxx	.333	6	21	3	7	14	2	1	1	3	0	0	0	2	-	4	0	0	1	0	.667	.391
Grove	.000	3	6	0	0	0	0	0	0	0	0	0	0	0	-	3	0	0	0	0	.000	.000
Haas	.111	6	18	1	2	4	0	1	0	1	0	1	0	1	-	3	0	1	1	0	.222	.150
McNair	.000	1	1	0	0	0	0	0	0	0	0	0	0	0	-	0	0	0	0	0	.000	.000
Miller	.143	6	21	0	3	5	2	0	0	3	1	1	0	0	-	4	0	0	0	0	.238	.136
Moore	.333	3	3	0	1	1	0	0	0	0	0	0	0	1	-	1	0	0	0	0	.333	.500
Shores	—	1	0	0	0	0	0	0	0	0	0	0	0	1	-	0	0	0	0	0	—	1.000
Simmons	.364	6	22	4	8	16	2	0	2	4	0	0	0	2	-	2	0	0	1	0	.727	.417
Walberg	.000	1	2	0	0	0	0	0	0	0	0	0	0	0	-	1	0	0	0	0	.000	.000
Totals	.197	6	178	21	35	67	10	2	6	21	4	3	1	24	-	32	0	2	3	3	.376	.291

PITCHER	W	L	ERA	G	GS	CG	GF	SHO	SV	IP	H	R	ER	HR	HB	BB	IBB	SO	WP	BK	AVG
Earnshaw	2	0	0.72	3	3	2	0	0	-	25.0	13	2	2	1	0	7	-	19	0	0	.149
Grove	2	1	1.42	3	2	2	1	0	-	19.0	15	5	3	0	0	3	-	10	0	0	.214
Quinn	0	0	4.50	1	0	0	1	0	-	2.0	3	1	1	0	0	0	-	1	0	0	.333
Shores	0	0	13.50	1	0	0	0	0	-	1.1	3	2	2	0	0	0	-	0	0	0	.429
Walberg	0	1	3.86	1	1	0	0	0	-	4.2	4	2	2	1	0	1	-	3	0	0	.235
Totals	4	2	1.73	6	6	4	2	1	-	52.0	38	12	10	2	0	11	-	33	0	0	.200

Results and Boxscores

1931 WORLD SERIES

The A's and Cardinals meet in the World Series for the second consecutive season but the A's lose in seven games. The pitching staff posts a 2.66 ERA, including 1.88 by George Earnshaw and 2.42 by Lefty Grove, who picks up two of the A's three wins. Earnshaw and Grove both start three games each. The offense hits .220 and scores 22 runs in the seven-game series. Jimmie Foxx hits .348 and Al Simmons bats .333 with two of the A's three home runs and eight RBI.

The series opens in St. Louis and the A's take a 1-0 lead with a 6-2 win in Game 1. Grove goes the distance, allowing 12 hits, and Simmons drives in three runs, including a two-run home run in the seventh. Bill Hallahan tosses a three-hit shutout as the A's lose Game 2, 2-0. The A's then fall behind in the series with a 5-2 loss in Game 3 at Philadelphia. Burleigh Grimes no hits the A's over the first seven innings before Bing Miller singles in the eighth. Al Simmons hits a two-run home run in the ninth for the A's only runs. The A's even the series at two games each with a 3-0 win in Game 4. Earnshaw tosses a two-hit shutout and Foxx hits a solo home run in the sixth. St. Louis wins the final game in Philadelphia, 5-1, but the A's win Game 6 at St. Louis, 8-1 to force a seventh game. In the final game, Grimes again shuts down the A's in a 4-2 win. He does not allow a run over the first eight innings before yielding a pinch hit two-run single to Doc Cramer with two outs in the ninth. Max Bishop comes to the plate as the potential winning run but Hallahan relieves Grimes and gets Bishop to fly out to end the series.

FINAL STATISTICS

PLAYER	AVG	G	AB	R	H	TB	2B	3B	HR	RBI	SH	SF	HP	BB	IBB	SO	SB	CS	DP	E	SLG	OBP
Bishop	.148	7	27	4	4	4	0	0	0	0	0	0	0	3	-	5	0	0	0	0	.148	.233
Boley	.000	1	1	0	0	0	0	0	0	0	0	0	0	-	1	0	0	0	0	0	.000	.000
Cochrane	.160	7	25	2	4	4	0	0	0	1	0	0	0	5	-	2	0	0	1	1	.160	.300
Cramer	.500	2	2	0	1	1	0	0	0	2	0	0	0	0	-	0	0	0	0	0	.500	.500
Dykes	.227	7	22	2	5	5	0	0	0	2	1	0	0	5	-	1	0	0	1	0	.227	.370
Earnshaw	.000	3	8	0	0	0	0	0	0	0	0	0	0	0	-	2	0	0	2	0	.000	.000
Foxx	.348	7	23	3	8	11	0	0	1	3	0	0	0	6	-	5	0	0	0	1	.478	.483
Grove	.000	3	10	0	0	0	0	0	0	0	0	0	0	0	-	7	0	0	0	0	.000	.000
Haas	.130	7	23	1	3	4	1	0	0	2	2	0	0	3	-	5	0	0	0	0	.174	.231
Heving	.000	1	1	0	0	0	0	0	0	0	0	0	0	0	-	0	0	0	0	0	.000	.000
Hoyt	.000	1	2	0	0	0	0	0	0	0	0	0	0	0	-	0	0	0	0	0	.000	.000
McNair	.000	2	2	1	0	0	0	0	0	0	0	0	0	0	-	1	0	0	0	0	.000	.000
Miller	.269	7	26	3	7	8	1	0	0	1	1	0	1	0	-	4	0	0	0	0	.308	.296
Moore	.333	2	3	0	1	1	0	0	0	0	0	0	0	0	-	1	0	0	0	0	.333	.333
Simmons	.333	7	27	4	9	17	2	0	2	8	0	0	0	3	-	3	0	0	1	0	.630	.400
Todt	-	1	0	0	0	0	0	0	0	0	0	0	0	1	-	0	0	0	0	0	-	1.000
Williams	.320	7	25	2	8	9	1	0	0	1	0	0	0	2	-	9	0	0	0	0	.360	.370
Totals	.220	7	227	22	50	64	5	0	3	20	4	0	1	28	-	46	0	0	5	2	.282	.309

PITCHER	W	L	ERA	G	GS	CG	GF	SHO	SV	IP	H	R	ER	HR	HB	BB	IBB	SO	WP	BK	AVG
Earnshaw	1	2	1.88	3	3	2	0	1	-	24.0	12	6	5	1	0	4	-	20	1	0	.148
Grove	2	1	2.42	3	3	2	0	0	-	26.0	28	7	7	0	0	2	-	16	0	0	.269
Hoyt	0	1	4.50	1	1	0	0	0	-	6.0	7	3	3	1	0	0	-	1	0	0	.292
Mahaffey	0	0	9.00	1	0	0	1	0	-	1.0	1	1	1	0	0	1	-	0	0	0	.250
Rommel	0	0	9.00	1	0	0	1	0	-	1.0	3	1	1	0	0	0	-	0	0	0	.500
Walberg	0	0	3.00	2	0	0	1	0	-	3.0	3	1	1	0	0	2	-	4	0	0	.300
Totals	3	4	2.66	7	7	4	3	1	-	61.0	54	19	18	2	0	9	-	41	1	0	.236

[Results and Boxscores](#)

1971 AMERICAN LEAGUE CHAMPIONSHIP SERIES

In their first trip to the ALCS, the Oakland A's ran into the defending World Champion Baltimore Orioles, losing in three straight games. Touted A's pitchers Vida Blue and Jim "Catfish" Hunter ran into problems during the series, leading to the A's downfall. Offensively, the A's got solid performances out of third baseman Sal Bando and right fielder Reggie Jackson, who hit .364 and .333 respectively.

In Game 1, Vida Blue took a 3-1 lead into the bottom of the seventh before allowing a RBI single to Mark Belanger, a RBI double by Curt Motton and a two-run double by Paul Blair. ALCS MVP Mike Cuellar tossed a complete game six-hitter to defeat the A's in Game 2. Jim Hunter also went the distance for the A's, allowing seven hits, including four home runs. In Game 3, Reggie Jackson homered twice and Sal Bando once but that was the A's only scoring as Jim Palmer tossed a complete game seven-hitter.

FINAL STATISTICS

PLAYER	AVG	G	AB	R	H	TB	2B	3B	HR	RBI	SH	SF	HP	BB	IBB	SO	SB	CS	DP	E	SLG	OBP
Bando	.364	3	11	3	4	9	2	0	1	1	0	0	0	1	0	0	0	0	1	0	.818	.417
Blefary	.000	1	1	0	0	0	0	0	0	0	0	0	0	0	0	1	0	0	0	0	.000	.000
Blue	.000	1	3	0	0	0	0	0	0	0	0	0	0	0	0	3	0	0	0	0	.000	.000
Campaneris	.167	3	12	0	2	3	1	0	0	0	0	0	0	0	0	1	0	1	0	0	.250	.167
Davis	.375	3	8	1	3	4	1	0	0	0	1	0	0	0	0	0	0	1	0	0	.500	.375
Duncan	.500	2	6	0	3	4	1	0	0	2	0	0	0	0	0	0	0	1	0	0	.667	.500
Epstein	.200	2	5	0	1	1	0	0	0	0	0	0	0	0	0	3	0	0	0	0	.200	.200
Green	.286	3	7	0	2	2	0	0	0	0	1	0	0	1	0	1	0	0	1	0	.286	.375
Hegan	.000	1	1	0	0	0	0	0	0	0	0	0	0	0	0	1	0	0	0	0	.000	.000
Hunter	.000	1	3	0	0	0	0	0	0	0	0	0	0	0	0	1	0	0	0	0	.000	.000
Jackson	.333	3	12	2	4	11	1	0	2	2	0	0	0	0	0	1	0	0	0	0	.917	.333
Mangual	.167	3	12	1	2	5	1	1	0	2	0	0	0	0	0	1	0	0	1	0	.417	.167
Monday	.000	1	3	0	0	0	0	0	0	0	0	0	0	1	0	2	0	0	0	0	.000	.250
Rudi	.143	2	7	0	1	2	1	0	0	0	0	0	0	1	0	0	0	0	0	0	.286	.250
Segui	.000	1	2	0	0	0	0	0	0	0	0	0	0	0	0	0	0	0	0	0	.000	.000
Tenace	.000	1	3	0	0	0	0	0	0	0	0	0	0	1	0	1	0	0	0	0	.000	.250
Totals	.229	3	96	7	22	41	8	1	3	7	2	0	0	5	0	16	0	3	3	0	.427	.267

PITCHER	W	L	ERA	G	GS	CG	GF	SHO	SV	IP	H	R	ER	HR	HB	BB	IBB	SO	WP	BK	AVG
Blue	0	1	6.43	1	1	0	0	0	0	7.0	7	5	5	0	0	2	0	8	0	0	.259
Fingers	0	0	7.71	2	0	0	1	0	0	2.1	2	2	2	0	0	1	0	2	0	0	.250
Grant	0	0	0.00	1	0	0	1	0	0	2.0	3	0	0	0	0	0	0	2	0	0	.333
Hunter	0	1	5.63	1	1	1	0	0	0	8.0	7	5	5	4	0	2	0	6	0	0	.233
Knowles	0	0	0.00	1	0	0	0	0	0	0.1	1	0	0	0	0	0	0	0	1	0	.500
Locker	0	0	0.00	1	0	0	0	0	0	0.2	0	0	0	0	0	2	0	0	0	0	.000
Segui	0	1	5.79	1	1	0	0	0	0	4.2	6	3	3	0	0	6	2	4	0	0	.333
Totals	0	3	5.40	3	3	1	2	0	0	25.0	26	15	15	4	0	13	2	22	1	0	.274

Results and Boxscores

1972 AMERICAN LEAGUE CHAMPIONSHIP SERIES

Forty-one years after the Philadelphia Athletics won the American League Pennant, the Oakland A's recorded the organization's next pennant with a hard fought three games to two triumph over Detroit. It was the first time in the four-year history of the ALCS that the playoffs had gone more than three games. The A's used superb pitching, scoring just a total of 13 runs in the five games, but allowing only 10. The series also saw a near brawl between Tigers manager Billy Martin and A's shortstop Campy Campaneris, who threw his bat at Tiger hurler Lerrin LaGrow after being hit by a pitch.

In Game 1, the Tigers scored a run in the top of the 11th inning on an Al Kaline home run to take a 2-1 lead but Gonzalo Marquez tied the game in the bottom of the inning on a pinch-hit RBI single. A Kaline throwing error on the play allowed Gene Tenace to score the winning run. ALCS MVP Blue Moon Odom tossed a three-hit shutout in a 5-0 A's win in Game 2. Campaneris had three hits, two runs and two steals but was suspended for the remainder of the playoffs by American League President Joe Cronin after the bat throwing incident. Joe Coleman blanked the A's 3-0 on seven hits in Game 3 and the Tigers won 4-3 in 10 innings in Game 4. The A's scored two runs in the top of the 10th for a 3-1 lead but the Tigers scored three times in the bottom of the 10th, including the game-winning single by Jim Northrup. In Game 5, Vida Blue pitched four innings of shutout relief to pick up the save for Odom. Gene Tenace's two-out RBI single in the fourth inning scored George Hendrick with the winning run.

FINAL STATISTICS

PLAYER	AVG	G	AB	R	H	TB	2B	3B	HR	RBI	SH	SF	HP	BB	IBB	SO	SB	CS	DP	E	SLG	OBP
Alou	.381	5	21	2	8	12	4	0	0	2	1	0	1	0	0	2	1	1	1	0	.571	.409
Bando	.200	5	20	0	4	4	0	0	0	0	2	0	0	0	0	3	0	0	0	0	.200	.200
Blue	.000	4	1	0	0	0	0	0	0	0	0	0	0	0	0	0	0	0	0	0	.000	.000
Campaneris	.429	2	7	3	3	3	0	0	0	0	0	0	1	1	0	0	2	0	0	0	.429	.556
Cullen	.000	2	1	0	0	0	0	0	0	0	0	0	0	0	0	0	0	0	0	0	.000	.000
Duncan	.000	2	2	0	0	0	0	0	0	0	0	0	0	1	0	1	0	0	0	0	.000	.333
Epstein	.188	5	16	1	3	6	0	0	1	1	0	0	1	4	0	5	1	0	0	0	.375	.381
Fingers	.000	3	1	0	0	0	0	0	0	0	0	0	0	0	0	0	0	0	0	0	.000	.000
Green	.125	5	8	0	1	2	1	0	0	0	0	0	0	0	0	0	0	0	1	0	.250	.125
Hegan	.000	3	1	1	0	0	0	0	0	0	0	0	0	0	0	0	0	0	0	0	.000	.000
Hendrick	.143	5	7	2	1	1	0	0	0	0	0	0	0	0	0	1	0	0	0	0	.143	.143
Holtzman	.000	1	1	0	0	0	0	0	0	0	0	0	0	0	0	1	0	0	0	0	.000	.000
Hunter	.167	2	6	0	1	1	0	0	0	0	0	0	0	0	0	2	0	0	0	0	.167	.167
Jackson	.278	5	18	1	5	6	1	0	0	2	0	0	0	1	0	6	2	0	0	0	.333	.316
Kubiak	.500	4	4	0	2	2	0	0	0	1	0	0	0	0	0	0	0	0	0	1	.500	.500
Mangual	.000	3	3	0	0	0	0	0	0	0	0	0	0	0	0	1	0	0	0	0	.000	.000
Marquez	.667	3	3	1	2	2	0	0	0	1	0	0	0	0	0	0	0	0	0	0	.667	.667
Maxvill	.125	5	8	0	1	1	0	0	0	0	0	0	0	1	0	2	1	0	0	0	.125	.222
Mincher	.000	1	1	0	0	0	0	0	0	0	0	0	0	0	0	1	0	0	0	0	.000	.000
Odom	.250	3	4	0	1	2	1	0	0	0	1	0	0	0	0	1	0	0	0	0	.500	.250
Rudi	.250	5	20	1	5	6	1	0	0	2	0	1	0	1	0	4	0	0	0	0	.300	.273
Tenace	.059	5	17	1	1	1	0	0	0	1	0	0	0	3	0	5	0	1	0	1	.059	.200
Totals	.224	5	170	13	38	49	8	0	1	10	4	1	3	12	0	35	7	2	2	3	.288	.285

PITCHER	W	L	ERA	G	GS	CG	GF	SHO	SV	IP	H	R	ER	HR	HB	BB	IBB	SO	WP	BK	AVG
Blue	0	0	0.00	4	0	0	1	0	1	5.1	4	0	0	0	0	1	1	5	0	0	.200
Fingers	1	0	1.69	3	0	0	1	0	0	5.1	4	1	1	1	0	1	0	3	0	0	.250
Hamilton	0	0	0.00	1	0	0	1	0	0	0.0	1	0	0	0	0	1	0	0	0	0	1.000
Holtzman	0	1	4.50	1	1	0	0	0	0	4.0	4	2	2	0	0	2	0	2	0	0	.267
Horlen	0	1	INF	1	0	0	0	0	0	0.0	0	1	1	0	0	1	0	0	1	0	.000
Hunter	0	0	1.17	2	2	0	0	0	0	15.1	10	2	2	2	0	5	1	9	0	0	.185
Locker	0	0	13.50	2	0	0	1	0	0	2.0	4	3	3	1	0	0	0	1	0	0	.444
Odom	2	0	0.00	2	2	1	0	1	0	14.0	5	1	0	0	0	2	0	5	1	0	.109
Totals	3	2	1.76	5	5	1	4	1	1	46.0	32	10	9	4	0	13	2	25	2	0	.198

Results and Boxscores

1972 WORLD SERIES

The A's win their first World Championship in Oakland, the first for the Athletics franchise since 1930, defeating Cincinnati, four games to three. Six of the seven games are decided by one run and Gene Tenace picks up the offensive slack for Reggie Jackson who misses the entire series after pulling a hamstring in the ALCS. Tenace hits .348 with four home runs and nine RBI in the seven games to earn World Series MVP honors.

Tenace homered in his first two at bats of the series, hitting a two-run homer in the second and a solo shot in the fifth to lead the A's to a 3-2 win in Game 1. Catfish Hunter tossed 8 2/3 innings of six-hit, one-run baseball in Game 2 before yielding to Rollie Fingers who got the final out in the A's 2-1 win. Joe Rudi homered and made a spectacular catch off the bat of Denis Menke in the ninth. After a rainout in Oakland, the Reds won Game 3, 1-0 on a combined three-hitter by Jack Billingham and Clay Carroll. In Game 4, the A's trailed 2-1 entering the bottom of the ninth before scoring twice on pinch hit RBI singles by Don Mincher and Angel Mangual to take a 3-1 lead in the series. The Reds scored once in the eighth and once in the ninth off Rollie Fingers to win Game 5, 5-4 and then won 8-1 in Game 6 to even the series at three games each. In Game 7, the score was tied at one after five innings when Tenace delivered a RBI double to give the A's the lead. Sal Bando followed with a RBI double and Rollie Fingers pitched two scoreless innings for the save.

FINAL STATISTICS

PLAYER	AVG	G	AB	R	H	TB	2B	3B	HR	RBI	SH	SF	HP	BB	IBB	SO	SB	CS	DP	E	SLG	OBP	
Alou	.042	7	24	0	1	1	0	0	0	0	1	0	0	3	1	0	1	0	0	0	1	.042	.148
Bando	.269	7	26	2	7	8	1	0	0	1	0	0	0	2	1	5	0	0	1	1	.308	.321	
Blue	.000	4	1	0	0	0	0	0	0	0	0	0	0	2	0	1	0	0	0	0	.000	.667	
Campaneris	.179	7	28	1	5	5	0	0	0	0	2	0	0	1	0	4	0	1	0	1	.179	.207	
Duncan	.200	3	5	0	1	1	0	0	0	0	0	0	0	1	0	3	0	0	0	0	.200	.333	
Epstein	.000	6	16	1	0	0	0	0	0	0	0	0	0	5	1	3	0	0	0	2	.000	.238	
Fingers	.000	6	1	0	0	0	0	0	0	0	1	0	0	0	0	0	0	0	0	0	.000	.000	
Green	.333	7	18	0	6	8	2	0	0	1	0	0	0	0	0	4	0	0	0	0	.444	.333	
Hegan	.200	6	5	0	1	1	0	0	0	0	0	0	0	0	0	2	0	0	0	0	.200	.200	
Hendrick	.133	5	15	3	2	2	0	0	0	0	1	0	0	1	0	2	0	0	1	0	.133	.188	
Holtzman	.000	3	5	0	0	0	0	0	0	0	0	0	0	0	0	0	0	0	0	1	.000	.000	
Hunter	.200	3	5	0	1	1	0	0	0	1	0	0	0	2	0	1	0	0	0	1	.200	.429	
Kubiak	.333	4	3	0	1	1	0	0	0	0	0	0	0	0	0	0	0	0	0	0	.333	.333	
Lewis	—	6	0	2	0	0	0	0	0	0	0	0	0	0	0	0	0	2	0	0	—	—	
Mangual	.300	4	10	1	3	3	0	0	0	1	1	0	0	0	0	0	0	0	0	1	.300	.300	
Marquez	.600	5	5	0	3	3	0	0	0	1	0	0	0	0	0	0	0	0	0	0	.600	.600	
Mincher	1.000	3	1	0	1	1	0	0	0	1	0	0	0	0	0	0	0	0	0	0	1.000	1.000	
Odom	.000	4	4	0	0	0	0	0	0	0	0	0	0	0	3	0	0	0	0	0	.000	.000	
Rudi	.240	7	25	1	6	9	0	0	1	1	0	0	1	2	1	5	0	0	0	0	.360	.321	
Tenace	.348	7	23	5	8	21	1	0	4	9	0	0	0	2	1	4	0	0	0	1	.913	.400	
Totals	.209	7	220	16	46	65	4	0	5	16	6	0	1	21	5	37	1	3	2	9	.295	.281	

PITCHER	W	L	ERA	G	GS	CG	GF	SHO	SV	IP	H	R	ER	HR	HB	BB	IBB	SO	WP	BK	AVG
Blue	0	1	4.15	4	1	0	1	0	1	8.2	8	4	4	1	0	5	1	5	1	0	.258
Fingers	1	1	1.74	6	0	0	4	0	2	10.1	4	2	2	0	1	4	2	11	1	0	.125
Hamilton	0	0	27.00	2	0	0	1	0	0	1.1	3	4	4	0	0	1	1	1	0	0	.500
Holtzman	1	0	2.13	3	2	0	0	0	0	12.2	11	3	3	0	0	3	1	4	0	0	.234
Horlen	0	0	6.75	1	0	0	1	0	0	1.1	2	1	1	0	0	2	1	1	1	0	.333
Hunter	2	0	2.81	3	2	0	0	0	0	16.0	12	5	5	2	0	6	2	11	1	0	.203
Locker	0	0	0.00	1	0	0	0	0	0	0.1	1	0	0	0	0	0	0	0	0	0	.500
Odom	0	1	1.59	2	2	0	0	0	0	11.1	5	2	2	0	0	6	0	13	0	0	.135
Totals	4	3	3.05	7	7	0	7	0	3	62.0	46	21	21	3	1	27	8	46	4	0	.209

[Results and Boxscores](#)

1973 AMERICAN LEAGUE CHAMPIONSHIP SERIES

The A's win their second consecutive American League Pennant, defeating Baltimore three games to two. It was the second consecutive year that the ALCS had gone the maximum five games after having been decided in three games each year previously. In a rematch of the 1971 ALCS, it was pitching again that was the key, this time for the A's. Five of the six A's pitchers had ERAs under 2.00 for the series.

Jim Palmer tossed a five-hit shutout to defeat the A's 6-0 in Game 1 but the A's evened the series with a 6-3 win in Game 2. Sal Bando homered twice off Dave McNally and Campy Campaneris and Joe Rudi also homered for the A's. The A's won Game 3, 2-1 in 11 innings as both Ken Holtzman and Mike Cuellar went the distance. Holtzman allowed just three hits and Cuellar had allowed just three before Campaneris homered to lead off the bottom of the 11th. The A's appeared to have the series locked up in Game 4 as they had a 4-0 lead after six innings. Baltimore then scored four times off Vida Blue in the seventh and once off losing pitcher Rollie Fingers in the eighth for a 5-4 win. ALCS MVP Catfish Hunter then tossed a five-hit shutout in Game 5 as the A's won 3-0 to clinch the series.

FINAL STATISTICS

PLAYER	AVG	G	AB	R	H	TB	2B	3B	HR	RBI	SH	SF	HP	BB	IBB	SO	SB	CS	DP	E	SLG	OBP
Alou	.333	4	6	0	2	2	0	0	0	1	0	0	0	0	0	1	0	0	0	0	.333	.333
Andrews	.000	2	1	0	0	0	0	0	0	0	1	0	0	0	0	0	0	0	0	0	.000	.000
Bando	.167	5	18	2	3	9	0	0	2	3	0	0	1	3	0	6	0	0	0	0	.500	.318
Bourque	.000	2	1	0	0	0	0	0	0	0	0	0	0	2	1	1	0	0	0	0	.000	.667
Campaneris	.333	5	21	3	7	14	1	0	2	3	0	0	0	2	0	2	3	0	0	2	.667	.391
Conigliaro	.000	1	4	0	0	0	0	0	0	0	0	0	0	0	0	2	0	0	0	0	.000	.000
Davalillo	.625	4	8	2	5	8	1	1	0	1	0	0	0	1	1	0	0	0	1	1	1.000	.667
Fosse	.091	5	11	2	1	2	1	0	0	3	1	1	0	2	0	2	0	0	0	0	.182	.214
Green	.077	5	13	0	1	2	1	0	0	1	1	0	0	0	0	4	0	0	0	1	.154	.077
Jackson	.143	5	21	0	3	3	0	0	0	0	0	0	0	0	0	6	0	1	0	0	.143	.143
Johnson	.100	4	10	0	1	1	0	0	0	0	0	0	0	2	0	6	0	0	0	0	.100	.250
Kubiak	.000	3	2	0	0	0	0	0	0	0	0	0	0	0	0	1	0	0	1	0	.000	.000
Lewis	—	2	0	1	0	0	0	0	0	0	0	0	0	0	0	0	0	0	0	0	—	—
Mangual	.111	3	9	1	1	1	0	0	0	0	0	0	0	0	3	0	0	0	0	0	.111	.111
Rudi	.222	5	18	1	4	7	0	0	1	3	1	0	0	3	1	1	0	0	0	0	.389	.333
Tenace	.235	5	17	3	4	5	1	0	0	0	0	0	1	2	0	4	0	0	0	0	.294	.350
Totals	.200	5	160	15	32	54	5	1	5	15	4	1	2	17	3	39	3	1	2	4	.338	.283

PITCHER	W	L	ERA	G	GS	CG	GF	SHO	SV	IP	H	R	ER	HR	HB	BB	IBB	SO	WP	BK	AVG
Blue	0	1	10.29	2	2	0	0	0	0	7.0	8	8	8	1	0	5	0	3	1	0	.286
Fingers	0	1	1.93	3	0	0	3	0	1	4.2	4	1	1	1	0	2	0	4	0	0	.250
Holtzman	1	0	0.82	1	1	1	0	0	0	11.0	3	1	1	1	0	1	0	7	0	0	.081
Hunter	2	0	1.65	2	2	1	0	1	0	16.1	12	3	3	0	1	5	1	6	0	0	.200
Odom	0	0	1.80	1	0	0	0	0	0	5.0	6	2	1	0	0	2	0	4	0	0	.286
Pina	0	0	0.00	1	0	0	0	0	0	2.0	3	0	0	0	1	1	0	1	0	0	.333
Totals	3	2	2.74	5	5	2	3	1	1	46.0	36	15	14	3	2	16	1	25	1	0	.211

[Results and Boxscores](#)

1973 WORLD SERIES

The A's win their second consecutive World Championship, winning Games 6 and 7 to defeat the New York Mets, four games to three. Reggie Jackson was named MVP of the series after hitting .310 with a home run and six RBI and Ken Holtzman was the winning pitcher in two of the A's four victories. The series also featured the "firing" of Mike Andrews by A's owner Charlie Finley after his two 12th-inning errors in Game 2 helped the Mets to a 10-7 win. Andrews did make another appearance in the series, grounding out as a pinch hitter in Game 4.

Holtzman picks up the win in the A's 2-1 victory in Game 1. The A's collect just three hits off Mets starter Jon Matlack but all come in the third inning as Holtzman doubles and scores on an error and Joe Rudi has a RBI single. The Mets score four runs off Rollie Fingers in the 12th inning of Game 2 to defeat the A's 10-7, but only one run was earned as Andrews committed two errors. Game 3 went 11 innings but the A's won 3-2 on a RBI single by Campy Campaneris in the top of the 11th. The A's lost Game 4, 6-1 as Rusty Staub was a perfect 4-for-4 to even the series at two games apiece. Jerry Koosman and Tug McGraw then combined to three-hit the A's in a 2-0 win in Game 5 but the A's came back to win the final two games in Oakland. In Game 6, Reggie Jackson doubled twice, singled and drove in two runs in the A's 3-1 victory. The A's had gone the entire series without a home run before Campaneris hit a two-run home run in the third inning in Game 2. Jackson added a two-run homer later in the inning and Darold Knowles retired Wayne Garrett with runners on first and third in the ninth to save the A's 5-2 win.

FINAL STATISTICS

PLAYER	AVG	G	AB	R	H	TB	2B	3B	HR	RBI	SH	SF	HP	BB	IBB	SO	SB	CS	DP	E	SLG	OBP
Alou	.158	7	19	0	3	4	1	0	0	3	0	1	0	0	0	0	0	0	0	0	.211	.150
Andrews	.000	2	3	0	0	0	0	0	0	0	0	0	1	0	1	0	1	0	0	2	.000	.250
Bando	.231	7	26	5	6	9	1	1	0	1	1	0	0	4	1	7	0	0	0	1	.346	.333
Blue	.000	2	4	0	0	0	0	0	0	0	0	0	0	0	0	4	0	0	0	0	.000	.000
Bourque	.500	2	2	0	1	1	0	0	0	0	0	0	0	0	0	0	0	0	0	0	.500	.500
Campaneris	.290	7	31	6	9	14	0	1	1	3	0	0	2	1	0	7	3	0	0	1	.452	.353
Conigliaro	.000	3	3	0	0	0	0	0	0	0	0	0	0	0	0	1	0	0	0	0	.000	.000
Davalillo	.091	6	11	0	1	1	0	0	0	0	0	0	0	2	0	1	0	0	0	0	.091	.231
Fingers	.333	6	3	0	1	1	0	0	0	0	0	0	0	0	0	1	0	0	0	0	.333	.333
Fosse	.158	7	19	0	3	4	1	0	0	0	0	0	0	1	1	4	0	0	0	0	.211	.200
Green	.063	7	16	0	1	1	0	0	0	0	0	0	0	1	0	6	0	1	0	1	.063	.118
Holtzman	.667	3	3	2	2	4	2	0	0	0	0	0	0	0	0	0	0	0	0	0	1.333	.667
Hunter	.000	2	5	0	0	0	0	0	0	0	0	0	0	0	0	3	0	0	0	1	.000	.000
Jackson	.310	7	29	3	9	17	3	1	1	6	0	0	0	2	0	7	0	0	1	0	.586	.355
Johnson	.300	6	10	0	3	4	1	0	0	0	0	0	0	1	0	4	0	0	0	0	.400	.364
Knowles	—	0	0	0	0	0	0	0	0	0	0	0	0	0	0	0	0	0	0	1	—	—
Kubiak	.000	4	3	1	0	0	0	0	0	0	0	0	0	1	0	1	0	0	0	0	.000	.250
Lewis	—	3	0	1	0	0	0	0	0	0	0	0	0	0	0	0	0	0	0	0	—	—
Lindblad	.000	3	1	0	0	0	0	0	0	0	0	0	0	0	0	0	0	0	0	0	.000	.000
Mangual	.000	5	6	0	0	0	0	0	0	0	0	0	0	0	0	3	0	0	0	0	.000	.000
Odum	.000	3	1	0	0	0	0	0	0	0	0	0	0	0	0	1	0	0	0	0	.000	.000
Rudi	.333	7	27	3	9	11	2	0	0	4	1	0	0	3	0	4	0	1	0	0	.407	.400
Tenace	.158	7	19	0	3	4	1	0	0	3	0	0	0	11	1	7	0	2	1	2	.211	.467
Totals	.212	7	241	21	51	75	12	3	2	20	2	1	2	28	3	62	3	4	2	9	.311	.298

PITCHER	W	L	ERA	G	GS	CG	GF	SHO	SV	IP	H	R	ER	HR	HB	BB	IBB	SO	WP	BK	AVG
Blue	0	1	4.91	2	2	0	0	0	0	11.0	10	6	6	2	0	3	0	8	1	0	.222
Fingers	0	1	0.66	6	0	0	3	0	2	13.2	13	5	1	0	1	4	1	8	0	0	.250
Holtzman	2	1	4.22	3	3	0	0	0	0	10.2	13	5	5	1	0	5	0	6	0	0	.310
Hunter	1	0	2.03	2	2	0	0	0	0	13.1	11	3	3	1	0	4	1	6	1	0	.212
Knowles	0	0	0.00	7	0	0	2	0	2	6.1	4	1	0	0	1	5	2	5	0	0	.167
Lindblad	1	0	0.00	3	0	0	2	0	0	3.1	4	0	0	0	0	1	1	1	0	0	.250
Odum	0	0	3.86	2	0	0	0	0	0	4.2	5	2	2	0	0	2	0	2	1	0	.294
Pina	0	0	0.00	2	0	0	0	0	0	3.0	6	2	0	0	1	2	1	0	0	0	.462
Totals	4	3	2.32	7	7	0	7	0	4	66.0	66	24	17	4	3	26	6	36	3	0	.253

[Results and Boxscores](#)

1974 AMERICAN LEAGUE CHAMPIONSHIP SERIES

The A's and Orioles square off in the American League Championship Series for the third time in the last four years and the A's win their third straight American League Pennant, defeating the Orioles three games to one. Pitching was the key as Vida Blue, Ken Holtzman and Blue Moon Odom combined for 21.1 innings of scoreless pitching. Ray Fosse paced the A's offense with a .333 batting average, one home run and three RBI.

The A's lose Game 1 of the series, 6-3 as Paul Blair, Brooks Robinson and Bobby Grich all homer off A's starter Catfish Hunter. Ken Holtzman gets the A's back on track in Game 2 with a five-hit shutout in the A's 5-0 win and Ray Fosse adds three hits and three RBI. Game 3 is a pitchers duel between ALCS MVP Vida Blue and Jim Palmer and Blue comes out on the winning end when Sal Bando hits a solo home run in the fourth inning for the only run of the game. Palmer would allow just three other hits but Blue allowed just two and did not walk a batter. Jim Hunter tosses seven scoreless innings in Game 5 and A's pitchers extend their scoreless streak to 30 innings before Rollie Fingers allows a run in the ninth in the A's 2-1 win. The A's collect just one hit but walk 11 times.

FINAL STATISTICS

PLAYER	AVG	G	AB	R	H	TB	2B	3B	HR	RBI	SH	SF	HP	BB	IBB	SO	SB	CS	DP	E	SLG	OBP
Alou	1.000	1	1	0	1	1	0	0	0	0	0	0	0	0	0	0	0	0	0	0	1.000	1.000
Bando	.231	4	13	4	3	9	0	0	2	2	0	0	0	4	0	0	0	0	0	0	.692	.412
Campaneris	.176	4	17	0	3	3	0	0	0	3	0	1	0	0	0	3	1	1	1	1	.176	.167
Fosse	.333	4	12	1	4	8	1	0	1	3	1	0	0	1	0	2	0	0	0	0	.667	.385
Green	.222	4	9	0	2	2	0	0	0	0	1	0	0	2	0	1	0	0	0	2	.222	.364
Holt	—	2	0	0	0	0	0	0	0	0	0	0	0	1	1	0	0	0	0	0	—	1.000
Jackson	.167	4	12	0	2	3	1	0	0	1	0	0	0	5	0	2	0	0	0	0	.250	.412
Mangual	.250	1	4	0	1	1	0	0	0	0	0	0	0	0	0	0	0	0	0	0	.250	.250
Maxvill	.000	1	1	0	0	0	0	0	0	0	0	0	0	0	0	1	0	0	0	0	.000	.000
North	.063	4	16	3	1	2	1	0	0	0	0	0	0	2	0	1	1	0	0	0	.125	.167
Rudi	.154	4	13	0	2	4	0	1	0	1	0	0	0	3	2	2	0	0	0	0	.308	.313
Tenace	.000	4	11	1	0	0	0	0	0	1	0	0	0	4	0	4	1	0	1	0	.000	.267
Trillo	—	1	0	1	0	0	0	0	0	0	0	0	0	0	0	0	0	0	0	0	—	—
Washington, C	.273	4	11	1	3	4	1	0	0	0	0	0	1	0	0	0	0	0	1	0	.364	.333
Washington, W	—	2	0	0	0	0	0	0	0	0	0	0	0	0	0	0	0	2	0	0	—	—
Totals	.183	4	120	11	22	37	4	1	3	11	2	1	1	22	3	16	3	3	3	2	.308	.313

PITCHER	W	L	ERA	G	GS	CG	GF	SHO	SV	IP	H	R	ER	HR	HB	BB	IBB	SO	WP	BK	AVG
Blue	1	0	0.00	1	1	1	0	1	0	9.0	2	0	0	0	0	0	0	7	0	0	.067
Fingers	0	0	3.00	2	0	0	2	0	1	3.0	3	1	1	0	0	1	0	3	0	0	.250
Holtzman	1	0	0.00	1	1	1	0	1	0	9.0	5	0	0	0	0	2	0	3	0	0	.167
Hunter	1	1	4.63	2	2	0	0	0	0	11.2	11	6	6	3	0	2	0	6	0	0	.268
Odom	0	0	0.00	1	0	0	0	0	0	3.1	1	0	0	0	0	0	0	1	0	0	.091
Totals	3	1	1.75	4	4	2	2	2	1	36.0	22	7	7	3	0	5	0	20	0	0	.177

[Results and Boxscores](#)

1974 WORLD SERIES

The A's win their third consecutive World Championship to become the first team to win at least three straight since the New York Yankees won five straight, 1949-53. The A's defeated the Los Angeles Dodgers in five games in a series where four of the five games were decided by a 3-2 score. Bert Campaneris hit .353 in the series and Joe Rudi topped the A's with four RBI. World Series MVP Rollie Fingers had a win and two saves while posting a 1.93 ERA and the A's used just five pitchers the entire series.

The A's open the series with a 3-2 win as Rollie Fingers pitched 4.1 innings of relief for the win before Catfish Hunter comes on to strike out Joe Ferguson in the bottom of the ninth with the tying run at first base. The Dodgers even the series with a 3-2 win in Game 2 as Don Sutton shuts out the A's on four hits over the first eight innings. Joe Rudi has a two-run single in the ninth but the A's rally falls short. Hunter starts Game 3 and kept the Dodgers off the board over the first seven innings in a 3-2 win. Ken Holtzman is the winning pitcher in the A's 5-2 win in Game 4 and he also contributes to the A's offense with a solo home run in the third inning. The A's trailed 2-1 entering the bottom of the sixth but score four times, highlighted by Jim Holt's two-run pinch hit single. Rollie Fingers clinches his series MVP honors by pitching two scoreless innings for the save in the A's 3-2 win in Game 5. Joe Rudi homers to lead off the seventh inning to break a 2-2 tie.

FINAL STATISTICS

PLAYER	AVG	G	AB	R	H	TB	2B	3B	HR	RBI	SH	SF	HP	BB	IBB	SO	SB	CS	DP	E	SLG	OBP
Alou	.000	1	1	0	0	0	0	0	0	0	0	0	0	0	0	1	0	0	0	0	.000	.000
Bando	.063	5	16	3	1	1	0	0	0	2	0	1	1	2	0	5	0	0	0	0	.063	.200
Blue	.000	2	4	0	0	0	0	0	0	0	0	0	0	0	0	4	0	0	0	0	.000	.000
Campaneris	.353	5	17	1	6	8	2	0	2	2	0	1	0	0	2	1	1	1	0	2	.471	.389
Fingers	.000	4	2	0	0	0	0	0	0	0	0	0	0	0	0	1	0	0	0	0	.000	.000
Fosse	.143	5	14	1	2	5	0	0	1	1	0	0	0	1	0	5	0	0	0	0	.357	.200
Green	.000	5	13	1	0	0	0	0	0	1	1	0	0	1	0	4	0	0	0	1	.000	.071
Haney	—	2	0	0	0	0	0	0	0	0	0	0	0	0	0	0	0	0	0	0	—	—
Holt	.667	4	3	0	2	2	0	0	2	0	0	0	0	0	0	0	0	0	0	0	.667	.667
Holtzman	.500	2	4	2	2	6	1	0	1	1	0	0	0	1	0	1	0	0	0	0	1.500	.600
Hunter	.000	2	2	0	0	0	0	0	0	1	0	0	0	0	0	2	0	0	0	0	.000	.000
Jackson	.286	5	14	3	4	8	1	0	1	1	0	0	0	5	0	3	1	0	0	1	.571	.474
Mangual	.000	1	1	0	0	0	0	0	0	0	0	0	0	0	0	1	0	0	0	0	.000	.000
Maxvill	—	2	0	0	0	0	0	0	0	0	0	0	0	0	0	0	0	0	0	0	—	—
North	.059	5	17	3	1	1	0	0	0	1	0	0	2	0	5	1	1	1	1	1	.059	.158
Rudi	.333	5	18	1	6	9	0	0	1	4	1	0	0	0	3	0	0	1	0	.500	.333	
Tenace	.222	5	9	0	2	2	0	0	0	1	0	0	3	0	4	0	0	1	0	.222	.417	
Washington, C	.571	5	7	1	4	4	0	0	0	0	0	0	1	1	1	1	0	1	0	.571	.625	
Washington, H	—	3	0	0	0	0	0	0	0	0	0	0	0	0	0	0	0	0	0	0	—	—
Totals	.211	5	142	16	30	46	4	0	4	14	7	1	2	16	1	42	3	3	3	5	.324	.298

PITCHER	W	L	ERA	G	GS	CG	GF	SHO	SV	IP	H	R	ER	HR	HB	BB	IBB	SO	WP	BK	AVG
Blue	0	1	3.29	2	2	0	0	0	0	13.2	10	5	5	1	0	7	0	9	0	0	.217
Fingers	1	0	1.93	4	0	0	3	0	2	9.1	8	2	2	2	1	2	0	6	0	0	.242
Holtzman	1	0	1.50	2	2	0	0	0	0	12.0	13	3	2	0	4	0	10	1	0	0	.277
Hunter	1	0	1.17	2	1	0	1	0	1	7.2	5	1	1	1	1	0	2	0	5	0	.179
Odom	1	0	0.00	2	0	0	1	0	0	1.1	0	0	0	0	0	1	0	2	0	0	.000
Totals	4	1	2.05	5	5	0	5	0	3	44.0	36	11	10	4	1	16	0	32	1	0	.228

Results and Boxscores

1975 AMERICAN LEAGUE CHAMPIONSHIP SERIES

The A's streak of three consecutive American League Pennants is snapped by Boston as the Red Sox sweep the A's in three games. After posting a team ERA under 3.00 in each of the previous three ALCS wins, the A's team ERA in 1975 ballooned to 4.32. Sal Bando paced the A's offense with a .500 batting average and Reggie Jackson drove in three of the seven runs the A's scored in the series.

Luis Tiant pitched a three-hitter in Boston's 7-1 win in Game 1 at Fenway Park. Three A's errors led to two runs in the first inning but the A's still trailed just 2-0 before Boston scored five in the seventh. The A's took a 3-0 lead in Game 2, highlighted by a Reggie Jackson two-run home run in the first inning but Boston tied the game with three in the fourth off Vida Blue. Rollie Fingers then allowed three runs in four innings as the A's lost 6-3. The series moved to Oakland for Game 3 but the Red Sox built a 4-0 lead in a 5-3 win. The A's started their Game 1 starter, Ken Holtzman, and he allowed four runs in 4 2/3 innings.

FINAL STATISTICS

PLAYER	AVG	G	AB	R	H	TB	2B	3B	HR	RBI	SH	SF	HP	BB	IBB	SO	SB	CS	DP	E	SLG	OBP	
Bando	.500	3	12	1	6	8	2	0	0	2	0	0	0	0	0	3	0	0	0	0	1	.667	.500
Campaneris	.000	3	11	1	0	0	0	0	0	0	0	0	0	1	0	1	0	0	0	0	.000	.083	
Fosse	.000	1	2	0	0	0	0	0	0	0	0	0	0	0	0	1	0	0	0	0	.000	.000	
Garner	.000	3	5	0	0	0	0	0	0	0	0	0	0	0	0	1	0	0	0	0	1	.000	.000
Harper	—	1	0	0	0	0	0	0	0	0	0	0	0	1	0	0	0	0	0	0	—	1.000	
Holt	.333	3	3	0	1	2	1	0	0	0	0	0	0	0	0	0	0	0	0	0	.667	.333	
Hopkins	—	1	0	0	0	0	0	0	0	0	0	0	0	0	0	0	0	0	0	0	—	—	
Jackson	.417	3	12	1	5	8	0	0	1	3	0	0	0	0	0	2	0	0	0	0	.667	.417	
Martinez	—	3	0	0	0	0	0	0	0	0	0	0	0	0	0	0	0	0	0	0	—	—	
North	.000	3	10	0	0	0	0	0	0	1	0	0	0	2	0	0	0	0	0	1	.000	.167	
Rudi	.250	3	12	1	3	5	2	0	0	0	0	0	0	0	0	1	0	0	1	0	.417	.250	
Tenace	.000	3	9	0	0	0	0	0	0	0	0	0	0	3	0	2	0	0	1	0	.000	.250	
Tovar	.500	2	2	2	1	1	0	0	0	0	0	0	0	1	0	0	0	0	0	1	.500	.667	
Washington	.250	3	12	1	3	4	1	0	0	1	0	0	0	0	0	2	0	0	0	2	.333	.250	
Williams	.000	3	8	0	0	0	0	0	0	0	0	0	0	1	0	1	0	0	0	0	.000	.111	
Totals	.194	3	98	7	19	28	6	0	1	7	0	0	0	9	0	14	0	0	2	6	.286	.262	

PITCHER	W	L	ERA	G	GS	CG	GF	SHO	SV	IP	H	R	ER	HR	HB	BB	IBB	SO	WP	BK	AVG
Abbott	0	0	0.00	1	0	0	1	0	0	1.0	0	0	0	0	0	0	0	0	0	0	0.000
Blue	0	0	9.00	1	1	0	0	0	0	3.0	6	3	3	1	0	0	0	2	0	0	.429
Bosman	0	0	0.00	1	0	0	0	0	0	0.1	0	0	0	0	0	0	0	0	0	0	.000
Fingers	0	1	6.75	1	0	0	1	0	0	4.0	5	3	3	1	0	1	1	3	0	0	.385
Holtzman	0	2	4.09	2	2	0	0	0	0	11.0	12	8	5	0	0	1	0	7	0	0	.261
Lindblad	0	0	0.00	2	0	0	1	0	0	4.2	5	3	0	0	0	1	1	0	1	0	.313
Todd	0	0	9.00	3	0	0	0	0	0	1.0	3	1	1	0	0	0	0	0	0	0	.600
Totals	0	3	4.32	3	3	0	3	0	0	25.0	31	18	12	2	0	3	2	12	1	0	.316

[Results and Boxscores](#)

1981 AMERICAN LEAGUE DIVISION SERIES

The A's sweep a three-game series from Kansas City in baseball's first ever Division Series, pitting first and second half winners in each division in a season interrupted by a strike. The A's pitching staff allows just two runs in the entire series and the offense is paced by Dwayne Murphy who is 6-for-11 in the three-game series.

Mike Norris tosses a four-hit shutout in Game 1, a 4-0 A's victory at Kansas City. Wayne Gross hit a three-run home run in the fourth inning. The A's get their second consecutive complete game in Game 2 as Steve McCatty pitches a six-hitter in the A's 2-1 win. Tony Armas had a RBI double in the first inning, and after the Royals tied the game in the fifth, Armas added a RBI double in the eighth for the win. The A's complete the sweep with a 4-1 win in Oakland in Game 3. Armas had a RBI single in the first and three Kansas City errors led to a run in the third. After the Royals scored a run in the fourth, Dave McKay homered and Dwayne Murphy had a RBI single in the bottom of the inning.

FINAL STATISTICS

PLAYER	AVG	G	AB	R	H	TB	2B	3B	HR	RBI	SH	SF	HP	BB	IBB	SO	SB	CS	DP	E	SLG	OBP	
Armas	.545	3	11	1	6	8	2	0	0	3	0	0	0	1	0	1	0	0	0	0	1	.727	.583
Bosetti	—	1	0	0	0	0	0	0	0	0	0	0	0	0	0	0	0	0	0	0	0	—	—
Drumright	.250	1	4	0	1	1	0	0	0	0	0	0	0	0	0	0	0	0	0	1	0	.250	.250
Gross	.400	2	5	1	2	5	0	0	1	3	0	0	0	0	0	0	0	0	0	0	0	1.000	.400
Heath	.000	2	8	0	0	0	0	0	0	0	0	0	0	0	0	1	0	0	0	0	0	.000	.000
Henderson	.182	3	11	3	2	2	0	0	0	0	0	0	0	2	0	0	2	0	0	0	0	.182	.308
Johnson	.286	2	7	0	2	3	1	0	0	0	1	0	0	0	0	1	0	0	0	0	0	.429	.286
Klutts	.143	2	7	0	1	1	0	0	0	1	0	0	0	0	0	1	0	0	0	0	0	.143	.143
McKay	.273	3	11	1	3	6	0	0	1	1	0	0	0	1	0	1	0	0	0	0	1	.545	.333
Moore	.000	2	8	0	0	0	0	0	0	0	0	0	0	0	0	2	0	0	0	0	0	.000	.000
Murphy	.545	3	11	4	6	10	1	0	1	2	0	0	0	1	0	1	0	1	0	0	0	.909	.583
Newman	.000	1	3	0	0	0	0	0	0	0	1	0	0	0	0	1	0	0	0	0	0	.000	.000
Picciolo	.333	1	3	0	1	1	0	0	0	0	0	0	0	0	0	0	0	0	0	0	0	.333	.333
Spencer	.250	1	4	0	1	2	1	0	0	0	0	0	0	0	0	0	0	0	0	0	0	.500	.250
Stanley	.000	3	6	0	0	0	0	0	0	0	0	0	0	1	0	1	0	0	0	0	0	.000	.143
pitchers	—	0	0	0	0	0	0	0	0	0	0	0	0	0	0	0	0	0	0	0	1	—	—
Totals	.253	3	99	10	25	39	5	0	3	9	3	0	0	6	0	10	2	1	1	3	.394	.295	

PITCHER	W	L	ERA	G	GS	CG	GF	SHO	SV	IP	H	R	ER	HR	HB	BB	IBB	SO	WP	BK	AVG
Beard	0	0	0.00	1	0	0	1	0	1	1.1	0	0	0	0	0	0	0	2	0	0	.000
Langford	1	0	1.23	1	1	0	0	0	0	7.1	10	1	1	0	0	0	0	3	0	0	.333
McCatty	1	0	1.00	1	1	1	0	0	0	9.0	6	1	1	0	0	4	0	3	0	0	.188
Norris	1	0	0.00	1	1	1	0	1	0	9.0	4	0	0	0	0	3	0	2	0	0	.129
Underwood	0	0	0.00	1	0	0	0	0	0	0.1	0	0	0	0	0	0	0	1	0	0	.000
Totals	3	0	0.67	3	3	2	1	1	1	27.0	20	2	2	0	0	7	0	11	0	0	.204

Results and Boxscores

1981 AMERICAN LEAGUE CHAMPIONSHIP SERIES

The A's are swept by the New York Yankees in three games in their first ALCS appearance in seven years. The A's are outscored 20-4 in the three-game set, compiling a .222 batting average while allowing a 6.84 ERA. Rickey Henderson provides most of the offense as he is 4-for-11 with two doubles, a triple, an RBI and two stolen bases.

The Yankees score three times in the first inning off A's starter Mike Norris in Game 1 en route to a 3-1 victory. Dwayne Murphy drives in Rob Picciolo with the A's lone run in the first inning. The A's take a 3-1 lead in Game 2 before New York scores seven times in the bottom of the fourth inning to take an 8-3 lead. Steve McCatty takes the loss, allowing five runs on six hits in 3 1/3 innings and all five A's pitchers allow at least one run. The Yankees then clinch the series with a 4-0 victory in Game 3 as Dave Righetti, Ron Davis and Rich Gossage combine to blank the A's on five hits.

FINAL STATISTICS

PLAYER	AVG	G	AB	R	H	TB	2B	3B	HR	RBI	SH	SF	HP	BB	IBB	SO	SB	CS	DP	E	SLG	OBP
Armas	.167	3	12	0	2	2	0	0	0	0	0	0	0	0	0	5	0	0	1	0	.167	.167
Bosetti	.250	2	4	1	1	2	1	0	0	0	0	0	0	0	0	1	0	0	0	0	.500	.250
Davis	1.000	1	1	0	1	1	0	0	0	0	0	0	0	0	0	0	0	0	0	0	1.000	1.000
Drumright	.000	3	4	0	0	0	0	0	0	0	0	0	0	1	1	0	0	0	0	0	.000	.200
Gross	.000	3	5	0	0	0	0	0	0	0	0	0	0	0	0	0	0	0	0	0	.000	.000
Heath	.333	3	6	1	2	2	0	0	0	0	0	0	0	0	0	1	0	0	0	0	.333	.333
Henderson	.364	3	11	0	4	8	2	1	0	1	0	0	0	1	0	2	2	0	1	1	.727	.417
Johnson	.000	2	6	0	0	0	0	0	0	0	0	0	0	2	0	2	0	0	0	0	.000	.250
Klutts	.429	3	7	1	3	3	0	0	0	0	0	0	0	0	0	1	0	0	0	1	.429	.429
McKay	.273	3	11	0	3	3	0	0	0	1	0	0	0	0	0	2	0	0	1	1	.273	.273
Moore	.250	3	8	0	2	2	0	0	0	0	0	0	0	0	0	1	0	0	1	0	.250	.250
Murphy	.250	3	8	0	2	3	1	0	0	1	0	0	0	2	0	3	0	0	1	0	.375	.400
Newman	.000	2	5	0	0	0	0	0	0	0	0	0	0	0	0	2	0	0	1	0	.000	.000
Picciolo	.200	2	5	1	1	1	0	0	0	0	0	0	0	0	0	2	0	0	0	1	.200	.200
Spencer	.000	2	3	0	0	0	0	0	0	0	0	0	0	0	0	0	0	0	0	0	.000	.000
Stanley	.333	2	3	0	1	1	0	0	0	1	0	0	0	0	0	1	0	0	0	0	.333	.333
Totals	.222	3	99	4	22	28	4	1	0	4	0	0	0	6	1	23	2	0	6	4	.283	.267

PITCHER	W	L	ERA	G	GS	CG	GF	SHO	SV	IP	H	R	ER	HR	HB	BB	IBB	SO	WP	BK	AVG	
Bead	0	0	40.50	1	0	0	0	0	0	0.2	5	3	3	1	0	0	0	0	0	0	0	.714
Jones	0	0	4.50	1	0	0	0	0	0	2.0	2	1	1	0	1	1	0	0	0	0	0	.250
Keough	0	1	1.08	1	1	0	0	0	0	8.1	7	2	1	1	0	6	0	4	1	0	0	.219
Kingman	0	0	81.00	1	0	0	0	0	0	0.1	3	3	3	0	0	0	0	0	0	0	0	.750
McCatty	0	1	13.50	1	1	0	0	0	0	3.1	6	5	5	0	1	2	0	2	0	0	0	.375
Norris	0	1	3.68	1	1	0	0	0	0	7.1	6	3	3	0	0	2	0	4	0	0	0	.222
Owchinko	0	0	5.40	1	0	0	1	0	0	1.2	3	1	1	1	0	0	0	0	0	0	0	.429
Underwood	0	0	13.50	2	0	0	2	0	0	1.1	4	2	2	0	0	2	0	0	0	0	0	.667
Team Totals	0	3	6.84	3	3	0	3	0	0	25.0	36	20	19	3	2	13	0	10	1	0	.336	

[Results and Boxscores](#)

1988 AMERICAN LEAGUE CHAMPIONSHIP SERIES

The A's sweep the Boston Red Sox in four games to win their first American League pennant in 14 years. The A's hit .299 in the series and the pitching staff posts a 2.00 ERA while holding the Red Sox to a .206 batting average. Dennis Eckersley was named ALCS MVP after saving all four games and the bullpen recorded three of the wins. Dave Henderson hit .375 and Jose Canseco hit three of the A's seven home runs.

Jose Canseco homers in the fourth inning of Game 1 but Dave Henderson provides the game-winning single in the eighth inning in the A's 2-1 victory. Game 2 is a scoreless tie until the Red Sox score twice in the sixth off Storm Davis but Jose Canseco hit a two-run home run and Mark McGwire added a RBI single in the seventh to give the A's a 3-2 lead. After the Red Sox tie the game, Walt Weiss has the game-winning RBI single in the ninth. The A's outscore the Red Sox 10-6 in Game 3 as Carney Lansford, McGwire and Ron Hassey have three hits each while Hassey drives in three runs. The A's clinch the series with a 4-1 win in Game 4 as Dave Stewart allows one run in seven innings for the win. Jose Canseco homered in the first and Dave Henderson had an RBI single in the third before the A's score two insurance runs in the eighth.

FINAL STATISTICS

PLAYER	AVG	G	AB	R	H	TB	2B	3B	HR	RBI	SH	SF	HP	BB	IBB	SO	SB	CS	DP	E	SLG	OBP
Baylor	.000	2	6	0	0	0	0	0	0	1	0	1	0	1	0	2	0	0	0	0	.000	.125
Canseco	.313	4	16	4	5	15	1	0	3	4	0	0	0	1	0	2	1	1	1	0	.938	.353
Gallego	.083	4	12	1	1	1	0	0	0	0	0	0	0	0	0	3	0	0	0	0	.083	.083
Hassey	.500	4	8	2	4	8	1	0	1	3	0	0	0	1	1	1	0	0	0	0	1.000	.556
Henderson	.375	4	16	2	6	10	1	0	1	4	0	0	0	1	0	7	0	0	0	2	.625	.412
Javier	.500	2	4	0	2	2	0	0	0	1	0	0	0	1	1	0	0	0	0	0	.500	.600
Lansford	.294	4	17	4	5	9	1	0	1	2	0	0	0	0	0	2	0	1	0	0	.529	.294
McGwire	.333	4	15	4	5	8	0	0	1	3	0	0	0	1	1	5	0	0	0	0	.533	.375
Parker	.250	3	12	1	3	4	1	0	0	0	0	0	0	0	0	4	0	0	0	1	.333	.250
Phillips	.286	2	7	0	2	3	1	0	0	0	0	0	0	1	0	3	0	0	0	0	.429	.375
Polonia	.400	3	5	0	2	2	0	0	0	0	0	0	0	1	0	2	0	1	0	0	.400	.500
Steinbach	.250	2	4	0	1	1	0	0	0	0	0	0	0	2	0	0	0	0	0	0	.250	.500
Weiss	.333	4	15	2	5	7	2	0	0	2	0	0	0	0	0	4	0	0	0	0	.467	.333
Totals	.299	4	137	20	41	70	8	0	7	20	0	1	0	10	3	35	1	3	1	3	.511	.345

PITCHER	W	L	ERA	G	GS	CG	GF	SHO	SV	IP	H	R	ER	HR	HB	BB	IBB	SO	WP	BK	AVG
Cadaret	0	0	27.00	1	0	0	0	0	0	0.1	1	1	1	1	0	0	0	0	0	0	.500
Davis	0	0	0.00	1	1	0	0	0	0	6.1	2	2	0	0	0	5	0	4	1	0	.100
Eckersley	0	0	0.00	4	0	0	4	0	4	6.0	1	0	0	0	0	2	0	5	0	0	.053
Honeycutt	1	0	0.00	3	0	0	0	0	0	2.0	0	0	0	0	0	2	0	0	0	0	.000
Nelson	2	0	0.00	2	0	0	0	0	0	4.2	5	0	0	0	0	1	0	0	0	0	.294
Plunk	0	0	0.00	1	0	0	0	0	0	0.1	1	0	0	0	0	0	0	1	0	0	.500
Stewart	1	0	1.35	2	2	0	0	0	0	13.1	9	2	2	0	1	6	0	11	0	0	.188
Welch	0	0	27.00	1	1	0	0	0	0	1.2	6	5	5	1	0	2	0	0	0	0	1.667
Young	0	0	0.00	1	0	0	0	0	0	1.1	1	1	0	0	0	0	0	2	0	0	.200
Totals	4	0	2.00	4	4	0	4	0	4	36.0	26	11	8	2	1	18	0	23	1	1	.206

[Results and Boxscores](#)

1988 WORLD SERIES

The A's return to the World Series for the first time in 14 years when they also met the Dodgers. After winning the series in five games in 1974, the A's lose to the Dodgers in five games in 1988. The A's hit just .177 in the series and are outscored 21-11 in the five games. Jose Canseco collects just one hit in the series but leads the A's with five RBI. Storm Davis loses twice and posts an 11.25 ERA.

Canseco hits a grand slam in the second inning of Game 1 to give the A's a 4-2 lead before Kirk Gibson hits a pinch-hit, two-out, two-run home run in the bottom of the ninth to lift the Dodgers to a 5-4 win. Orel Hershiser shuts out the A's on three hits in a 6-0 Los Angeles win in Game 2. Davis allows six runs in 3.1 innings and Dave Parker has all three of the A's hits. The series moves to Oakland for Game 3 and the A's get their only win of the series when Mark McGwire breaks a 1-1 tie with a one-out home run in the bottom of the ninth. The Dodgers score two runs in the first inning of Game 4 and lead the rest of the way in a 4-3 win. Dave Henderson collects four hits. Hershiser clinches World Series MVP honors by tossing a four-hitter in Game 5 to defeat the A's 5-2.

FINAL STATISTICS

PLAYER	AVG	G	AB	R	H	TB	2B	3B	HR	RBI	SH	SF	HP	BB	IBB	SO	SB	CS	DP	E	SLG	OBP
Baylor	.000	1	1	0	0	0	0	0	0	0	0	0	0	0	0	1	0	0	0	0	.000	.000
Canseco	.053	5	19	1	1	4	0	0	1	5	0	0	1	2	0	5	1	0	0	0	.211	.182
Davis	.000	2	1	0	0	0	0	0	0	0	0	0	0	0	0	1	0	0	0	0	.000	.000
Gallego	—	1	0	0	0	0	0	0	0	0	0	0	0	0	0	0	0	0	0	0	—	—
Hassey	.250	5	8	0	2	2	0	0	1	0	0	0	3	0	3	0	0	0	0	0	.250	.455
Henderson	.300	5	20	1	6	8	2	0	1	0	0	0	2	0	7	0	0	0	0	0	.400	.364
Hubbard	.250	4	12	2	3	3	0	0	0	0	0	0	1	0	2	1	0	0	0	1	.250	.308
Javier	.500	3	4	0	2	2	0	0	2	0	1	0	0	0	1	0	0	0	0	0	.500	.400
Lansford	.167	5	18	2	3	3	0	0	1	0	0	0	2	0	2	0	0	0	0	0	.167	.250
McGwire	.059	5	17	1	1	4	0	0	1	1	0	0	3	1	4	0	0	2	0	0	.235	.200
Parker	.200	4	15	0	3	3	0	0	0	0	0	0	2	0	4	0	0	0	0	0	.200	.294
Phillips	.250	2	4	1	1	1	0	0	0	0	0	0	1	0	2	0	0	0	0	0	.250	.400
Polonia	.111	3	9	1	1	1	0	0	0	0	0	0	0	0	2	0	0	0	0	0	.111	.111
Steinbach	.364	3	11	0	4	5	1	0	0	0	0	0	0	0	2	0	0	0	0	0	.455	.364
Stewart	.000	2	3	1	0	0	0	0	0	0	0	0	1	0	3	0	0	0	0	0	.000	.250
Weiss	.063	5	16	1	1	1	0	0	0	1	0	0	0	0	2	1	0	0	1	0	.063	.063
Totals	.177	5	158	11	28	37	3	0	2	11	1	1	1	17	1	41	3	0	2	2	.234	.260

PITCHER	W	L	ERA	G	GS	CG	GF	SHO	SV	IP	H	R	ER	HR	HB	BB	IBB	SO	WP	BK	AVG	
Burns	0	0	0.00	1	0	0	1	0	0	0.1	0	0	0	0	0	0	0	0	0	0	0	.000
Cadaret	0	0	0.00	3	0	0	0	0	0	2.0	2	0	0	0	0	0	0	3	0	0	0	.250
Davis	0	2	11.25	2	2	0	0	0	0	8.0	14	10	10	3	0	1	0	7	0	0	0	.389
Eckersley	0	1	10.80	2	0	0	2	0	0	1.2	2	2	2	1	0	1	0	2	0	0	0	.333
Honeycutt	1	0	0.00	3	0	0	2	0	0	3.1	0	0	0	0	0	0	0	5	0	0	0	.000
Nelson	0	0	1.42	3	0	0	0	0	0	6.1	4	1	1	0	0	3	0	3	0	0	0	.174
Plunk	0	0	0.00	2	0	0	0	0	0	1.2	0	0	0	0	0	0	0	3	0	0	0	.000
Stewart	0	1	3.14	2	2	0	0	0	0	14.1	12	7	5	1	1	5	0	5	1	1	0	.222
Welch	0	0	1.80	1	1	0	0	0	0	5.0	6	1	1	0	0	3	0	8	0	0	0	.300
Young	0	0	0.00	1	0	0	0	0	0	1.0	1	0	0	0	0	0	0	0	0	0	0	.250
Totals	1	4	3.92	5	5	0	5	0	0	43.2	41	21	19	5	1	13	0	36	1	1	.246	

[Results and Boxscores](#)

1989 AMERICAN LEAGUE CHAMPIONSHIP SERIES

The A's win their second consecutive American League Pennant by defeating Toronto, four games to one. Rickey Henderson runs away with ALCS MVP honors, batting .400 with eight runs scored, two home runs, five RBI and eight stolen bases in the five game series. Dave Parker also homers twice, Dave Stewart wins both of his starts and Dennis Eckersley saves three of the A's four wins.

The A's win Game 1 by a 7-3 score, but were trailing 3-2 entering the sixth. Mark McGwire ties the game with a solo home run and Henderson breaks up a double play that leads to two more runs. Stewart and Eckersley do not allow a hit after a fourth inning home run by Ernie Whitt. Henderson goes 2-for-2 with two walks, two runs and four steals to lead the A's to a 6-3 win in Game 2 as Mike Moore allows just one unearned run in seven innings for the win. The series moves to Toronto for Game 3 and the Blue Jays record a 7-3 win, scoring six runs off Storm Davis after the A's build a 3-0 lead. Jose Canseco hits a home run into the fifth deck at Skydome to highlight the A's 6-5 win in Game 4. Henderson hits two home runs and also drives in four runs. The A's then clinch the series with a 4-3 win in Game 5, building a 4-0 lead before holding on as the Blue Jays score two in the eighth and three in the ninth. Stewart picks up the win and the A's offense collects just four hits.

FINAL STATISTICS

PLAYER	AVG	G	AB	R	H	TB	2B	3B	HR	RBI	SH	SF	HP	BB	IBB	SO	SB	CS	DP	E	SLG	OBP
Blankenship	—	1	0	0	0	0	0	0	0	0	0	0	0	0	0	0	0	0	0	0	—	—
Canseco	.294	5	17	1	5	8	0	0	1	3	0	0	0	3	0	7	0	2	0	1	.471	.400
Gallego	.273	4	11	3	3	4	1	0	1	2	0	0	0	0	0	2	0	0	0	0	.364	.273
Hassey	.167	2	6	0	1	1	0	0	0	1	0	1	0	1	0	2	0	0	1	0	.167	.250
Henderson, D	.263	5	19	4	5	11	3	0	1	1	0	0	0	2	0	5	0	0	0	0	.579	.333
Henderson, R	.400	5	15	8	6	15	1	1	2	5	0	0	1	7	0	8	1	0	1	1.000	.609	
Javier	.000	1	2	0	0	0	0	0	0	0	0	0	0	0	0	1	0	0	0	0	.000	.000
Lansford	.455	3	11	2	5	5	0	0	0	4	0	0	0	2	0	1	2	0	0	0	.455	.538
McGwire	.389	5	18	3	7	11	1	0	1	3	0	1	0	1	0	4	0	0	1	1	.611	.400
Parker	.188	4	16	2	3	9	0	0	2	3	0	0	0	0	0	0	0	0	0	0	.563	.188
Phelps	1.000	1	1	0	1	2	1	0	0	0	0	0	0	0	0	0	0	0	0	0	2.000	1.000
Phillips	.167	5	18	1	3	4	1	0	0	1	0	0	0	2	0	4	2	0	0	0	.222	.250
Steinbach	.200	4	15	0	3	3	0	0	0	1	0	0	0	1	0	5	0	0	0	0	.200	.250
Weiss	.111	4	9	2	1	2	1	0	0	0	1	0	0	1	0	1	1	0	0	0	.222	.200
Totals	.272	5	158	26	43	75	9	1	7	23	3	2	1	20	0	32	13	3	2	3	.475	.354

PITCHER	W	L	ERA	G	GS	CG	GF	SHO	SV	IP	H	R	ER	HR	HB	BB	IBB	SO	WP	BK	AVG
Davis	0	1	7.11	1	1	0	0	0	0	6.1	5	6	5	0	0	2	1	3	0	0	.227
Eckersley	0	0	1.59	4	0	0	4	0	3	5.2	4	1	1	0	0	0	0	2	0	0	.211
Honeycutt	0	0	32.40	3	0	0	0	0	0	1.2	6	6	6	0	0	5	0	1	1	0	.545
Moore	1	0	0.00	1	1	0	0	0	0	7.0	3	1	0	0	0	2	0	3	0	0	.125
Nelson	0	0	0.00	1	0	0	0	0	0	1.1	1	0	0	0	0	0	0	2	0	0	.250
Stewart	2	0	2.81	2	2	0	0	0	0	16.0	13	5	5	3	0	3	0	9	0	0	.224
Welch	1	0	3.18	1	1	0	0	0	0	5.2	8	2	2	0	0	1	0	4	0	0	.308
Young	0	0	0.00	1	0	0	1	0	0	0.1	0	0	0	0	0	2	0	0	0	0	.000
Totals	4	1	3.89	5	5	0	5	0	3	44.0	40	21	19	3	0	15	1	24	1	0	.242

Results and Boxscores

1989 WORLD SERIES

Oakland sweeps San Francisco for the A's first World Championship in 15 years in a series halted 12 days after an earthquake struck just prior to Game 3. The A's outscore the Giants 32-14 in the four-game set, hitting nine home runs and batting .301. Dave Stewart earns series MVP honors with two wins and a 1.69 ERA, Mike Moore wins the other two games and Rickey Henderson hits .474.

Stewart tosses a five-hit shutout in Game 1 as the A's win 5-0 in Oakland. The A's score three times in the second and Dave Parker and Walt Weiss hit solo home runs in the third and fourth innings. Moore and the A's bullpen hold the Giants to one run in a 5-1 victory in Game 2. With the score tied 1-1 after three innings, the A's break the game open with a four-run fourth, highlighted by Terry Steinbach's three-run homer. The series moves to San Francisco for Game 3 and the A's outslug the Giants 13-7. Dave Henderson homers twice and Tony Phillips, Jose Canseco and Carney Lansford also homer as the A's tie a series record with five home runs. Moore picks up the win in the A's 9-6 win in Game 4 and also adds a two-run double. Rickey Henderson homers and collects three hits as the A's lead 8-0 entering the bottom of the sixth.

FINAL STATISTICS

PLAYER	AVG	G	AB	R	H	TB	2B	3B	HR	RBI	SH	SF	HP	BB	IBB	SO	SB	CS	DP	E	SLG	OBP
Blankenship	.500	1	2	1	1	1	0	0	0	0	0	0	0	0	0	0	0	0	0	0	.500	.500
Canseco	.357	4	14	5	5	8	0	0	1	3	0	0	0	4	1	3	1	0	0	0	.571	.500
Gallego	.000	2	1	0	0	0	0	0	0	0	0	0	0	0	0	0	0	0	0	0	.000	.000
Henderson, D	.308	4	13	6	4	12	2	0	2	4	0	0	1	4	0	3	0	0	1	0	.923	.500
Henderson, R	.474	4	19	4	9	17	1	2	1	3	0	0	0	2	0	2	3	1	0	0	.895	.524
Javier	—	1	0	0	0	0	0	0	0	0	0	0	0	0	0	0	0	0	0	0	—	—
Lansford	.438	4	16	5	7	11	1	0	1	4	0	0	0	3	0	1	0	0	1	0	.688	.526
McGwire	.294	4	17	0	5	6	1	0	0	1	0	0	0	1	0	3	0	0	0	0	.353	.333
Moore	.333	2	3	1	1	2	1	0	0	2	0	0	0	0	0	1	0	0	0	0	.667	.333
Parker	.222	3	9	2	2	6	1	0	1	2	0	0	0	0	0	2	0	0	0	0	.667	.222
Phelps	.000	1	1	0	0	0	0	0	0	0	0	0	0	0	0	0	0	0	0	0	.000	.000
Phillips	.235	4	17	2	4	8	1	0	1	3	0	0	0	0	0	3	0	0	0	0	.471	.235
Steinbach	.250	4	16	3	4	9	0	1	1	7	0	0	0	2	0	1	0	0	0	0	.563	.333
Stewart	.000	2	3	0	0	0	0	0	0	0	0	0	0	0	0	1	0	0	0	1	.000	.000
Weiss	.133	4	15	3	2	5	0	0	1	1	0	0	0	2	2	2	0	0	0	0	.333	.235
Totals	.301	4	146	32	44	85	8	3	9	30	0	0	1	18	3	22	4	1	2	1	.582	.382

PITCHER	W	L	ERA	G	GS	CG	GF	SHO	SV	IP	H	R	ER	HR	HB	BB	IBB	SO	WP	BK	AVG
Burns	0	0	0.00	2	0	0	1	0	0	1.2	1	0	0	0	0	1	0	0	0	0	.167
Eckersley	0	0	0.00	2	0	0	2	0	1	1.2	0	0	0	0	0	0	0	0	0	0	.000
Honeycutt	0	0	6.75	3	0	0	0	0	0	2.2	4	2	2	0	0	0	0	2	0	0	.364
Moore	2	0	2.08	2	2	0	0	0	0	13.0	9	3	3	1	0	3	0	10	2	0	.196
Nelson	0	0	54.00	2	0	0	0	0	0	1.0	4	6	6	2	0	2	0	1	0	0	.571
Stewart	2	0	1.69	2	2	1	0	1	0	16.0	10	3	3	1	0	2	0	14	0	0	.169
Totals	4	0	3.50	4	4	1	3	1	1	36.0	28	14	14	4	0	8	0	27	2	0	.209

[Results and Boxscores](#)

1990 AMERICAN LEAGUE CHAMPIONSHIP SERIES

The A's sweep Boston in the American League Championship Series for the second time in the last three years and become the first team since the 1976-78 New York Yankees to win three straight pennants. The A's pitching staff held the Red Sox to four runs, one in each game, while the offense hit .299 with no home runs. Dave Stewart picked up two wins and posted a 1.13 ERA to earn ALCS MVP honors and Terry Steinbach (.455), Carney Lansford (.438) and Mike Gallego (.400) all hit .400.

Dave Stewart and Roger Clemens engaged in a pitchers duel in Game 1 and when Clemens left after six innings, the A's trailed 1-0. The A's then scored nine runs off the Sox bullpen, including seven in the ninth, to win 9-1. Rickey Henderson had three RBI, Lansford and Steinbach had three hits each and Stewart allows one run in eight innings. Boston again took a 1-0 lead in Game 2, but the A's scored four unanswered runs this time, tying the game on a Harold Baines RBI single in the fourth and taking the lead on a Baines ground out in the seventh. The series moves to Oakland for Game 3 and starts in a familiar way as Boston scores a run in the second before the A's score twice in the fourth and sixth innings to win 4-1. The A's finally score first in Game 4, scoring three times in the second highlighted by a two-run double by Mike Gallego. Dave Stewart pitches eight scoreless innings before allowing a run in the ninth and Rick Honeycutt gets the final three outs for the save in the A's 3-1 win.

FINAL STATISTICS

PLAYER	AVG	G	AB	R	H	TB	2B	3B	HR	RBI	SH	SF	HP	BB	IBB	SO	SB	CS	DP	E	SLG	OBP
Baines	.357	4	14	2	5	6	1	0	0	3	1	0	0	2	2	1	1	0	1	0	.429	.438
Blankenship	—	3	0	1	0	0	0	0	0	0	0	0	0	0	0	0	1	0	0	0	—	—
Canseco	.182	4	11	3	2	2	0	0	0	1	0	1	0	5	0	5	2	0	0	0	.182	.412
Gallego	.400	4	10	1	4	5	1	0	0	2	0	0	1	1	0	1	0	1	0	0	.500	.500
Hassey	.333	2	3	0	1	1	0	0	0	0	0	0	1	2	0	0	0	0	1	0	.333	.667
Henderson, D	.167	2	6	0	1	1	0	0	0	1	0	1	1	0	0	2	1	0	1	0	.167	.250
Henderson, R	.294	4	17	1	5	5	0	0	0	3	0	1	0	1	0	2	2	1	0	0	.294	.316
Jennings	.000	1	1	0	0	0	0	0	0	0	0	0	0	0	0	0	0	0	0	0	.000	.000
Lansford	.438	4	16	2	7	8	1	0	0	2	2	0	0	0	0	1	0	0	0	0	.500	.438
McGee	.222	3	9	3	2	3	1	0	0	0	1	0	0	1	0	2	2	0	0	0	.333	.300
McGwire	.154	4	13	2	2	2	0	0	0	2	0	0	1	3	0	3	0	0	0	0	.154	.353
Quirk	1.000	1	1	0	1	1	0	0	0	0	0	0	0	0	0	0	0	0	0	0	1.000	1.000
Randolph	.375	4	8	1	3	3	0	0	0	3	0	0	0	1	0	0	0	0	1	0	.375	.444
Steinbach	.455	3	11	2	5	5	0	0	0	1	0	0	0	1	0	2	0	1	1	0	.455	.500
Weiss	.000	2	7	2	0	0	0	0	0	0	0	0	0	2	0	2	0	0	0	1	.000	.222
Totals	.299	4	127	20	38	42	4	0	0	18	4	3	4	19	2	21	9	3	5	1	.331	.399

PITCHER	W	L	ERA	G	GS	CG	GF	SHO	SV	IP	H	R	ER	HR	HB	BB	IBB	SO	WP	BK	AVG	
Eckersley	0	0	0.00	3	0	0	3	0	2	3.1	2	0	0	0	0	0	0	0	3	0	0	.167
Honeycutt	0	0	0.00	3	0	0	1	0	1	1.2	0	0	0	0	0	0	0	0	0	0	0	.000
Moore	1	0	1.50	1	1	0	0	0	0	6.0	4	1	1	0	0	1	0	5	0	0	.190	
Nelson	0	0	0.00	1	0	0	0	0	0	1.2	3	0	0	0	0	0	0	0	0	0	0	.375
Stewart	2	0	1.13	2	2	0	0	0	0	16.0	8	2	2	1	0	2	0	4	0	0	.148	
Welch	1	0	1.23	1	1	0	0	0	0	7.1	6	1	1	0	0	3	0	4	0	0	.222	
Totals	4	0	1.00	4	4	0	4	0	3	36.0	23	4	4	1	0	6	0	16	0	0	.183	

Results and Boxscores

1990 WORLD SERIES

The A's are swept by Cincinnati in the World Series, the fourth sweep in which the A's were involved in six postseason series from 1988-90. The Reds outscore the A's 22-8, shutting out Oakland in Game 1 and holding the A's to one run in Game 4. The A's hit .207 as a team led by Rickey Henderson (.333). Dave Stewart posts a 2.77 ERA but loses twice.

Former Athletic Jose Rijo shuts out the A's in Game 1 at Cincinnati, 7-0. He combines with Rob Dibble and Randy Myers on a nine-hit shutout as the A's strand 11. Dave Stewart takes the loss, allowing four runs on three hits and four walks in four innings. The A's lose 5-4 in 10 innings in Game 2 as Dennis Eckersley allows three consecutive hits, including the game winning RBI single to Joe Oliver. Jose Canseco's solo home run highlights the A's three-run third which puts Oakland ahead 4-2 but the Reds score one in the fourth and one in the eighth to tie game. The series moves to Oakland for Game 3 but the Reds win 8-2, scoring seven times in the third inning. Mike Moore allows six runs in 2 2/3 innings for the loss and Scott Sanderson allows two more. A Harold Baines two-run home run and a Rickey Henderson solo shot account for the A's scoring. Dave Stewart tosses a complete game in Game 4, but the A's lose 2-1 as Jose Rijo and Randy Myers combine on a two-hitter. Carney Lansford has a RBI single in the first. Stewart shuts out the Reds over the first seven innings before Cincinnati scores two in the eighth on a fielder's choice and a Hal Morris sacrifice fly.

FINAL STATISTICS

PLAYER	AVG	G	AB	R	H	TB	2B	3B	HR	RBI	SH	SF	HP	BB	IBB	SO	SB	CS	DP	E	SLG	OBP
Baines	.143	3	7	1	1	4	0	0	1	2	0	0	0	1	1	2	0	0	0	0	.571	.250
Blankenship	.000	1	1	0	0	0	0	0	0	0	0	0	0	0	0	1	0	0	0	0	.000	.000
Bordick	—	3	0	0	0	0	0	0	0	0	0	0	0	0	0	0	0	0	0	0	—	—
Canseco	.083	4	12	1	1	4	0	0	1	2	0	0	0	2	0	3	0	0	1	0	.333	.214
Gallego	.091	4	11	0	1	1	0	0	0	1	0	0	0	1	0	3	1	0	0	0	.091	.167
Hassey	.333	3	6	0	2	2	0	0	1	0	1	0	0	0	0	0	0	0	0	1	.333	.286
Henderson, D.	.231	4	13	2	3	4	1	0	0	0	0	0	0	1	0	3	0	0	0	0	.308	.286
Henderson, R.	.333	4	15	2	5	10	2	0	1	1	0	0	0	3	0	4	3	0	0	0	.667	.444
Jennings	1.000	1	1	0	1	1	0	0	0	0	0	0	0	0	0	0	0	0	0	0	1.000	1.000
Lansford	.267	4	15	0	4	4	0	0	0	1	1	0	0	1	0	0	1	0	0	0	.267	.313
McGee	.200	4	10	1	2	3	1	0	0	0	0	0	0	0	0	2	1	0	1	0	.300	.200
McGwire	.214	4	14	1	3	3	0	0	0	0	0	0	0	2	0	4	0	0	0	2	.214	.313
Quirk	.000	1	3	0	0	0	0	0	0	0	0	0	0	0	0	2	0	0	0	0	.000	.000
Randolph	.267	4	15	0	4	4	0	0	0	0	0	0	0	1	0	0	1	0	0	0	.267	.313
Steinbach	.125	3	8	0	1	1	0	0	0	0	0	0	0	0	0	1	0	0	0	0	.125	.125
Stewart	.000	2	1	0	0	0	0	0	0	0	0	0	0	0	0	1	0	0	0	1	.000	.000
Welch	.000	1	3	0	0	0	0	0	0	1	0	0	0	0	0	2	0	0	0	0	.000	.000
Totals	.207	4	135	8	28	41	4	0	3	8	2	1	0	12	1	28	7	0	2	5	.304	.270

PITCHER	W	L	ERA	G	GS	CG	GF	SHO	SV	IP	H	R	ER	HR	HB	BB	IBB	SO	WP	BK	AVG
Burns	0	0	16.20	2	0	0	0	0	0	1.2	5	3	3	0	0	2	0	0	1	0	.500
Eckersley	0	1	6.75	2	0	0	2	0	0	1.1	3	1	1	0	0	0	0	1	0	0	.429
Honeycutt	0	0	0.00	1	0	0	0	0	0	1.2	2	0	0	0	0	1	1	0	0	0	.286
Klink	0	0	—	1	0	0	0	0	0	0.0	0	0	0	0	0	1	0	0	0	0	—
Moore	0	1	6.75	1	1	0	0	0	0	2.2	8	6	2	2	0	0	0	1	0	0	.500
Nelson	0	0	0.00	2	0	0	0	0	0	5.0	3	0	0	0	0	2	0	0	0	0	.188
Sanderson	0	0	10.80	2	0	0	0	0	0	1.2	4	2	2	0	0	1	0	0	1	0	.500
Stewart	0	2	3.46	2	2	1	0	0	0	13.0	10	6	5	1	1	6	0	5	0	0	.222
Welch	0	0	4.91	1	1	0	0	0	0	7.1	9	4	4	0	0	2	0	2	0	0	.310
Young	0	0	0.00	1	0	0	1	0	0	1.0	1	0	0	0	0	0	0	0	0	0	.250
Totals	0	4	3.57	4	4	1	3	0	0	35.1	45	22	14	3	1	15	1	9	2	0	.317

Results and Boxscores

1992 AMERICAN LEAGUE CHAMPIONSHIP SERIES

The A's return to the ALCS for the fourth time in the last five years, but lose for the first time during that stretch as Toronto wins the series, 4-2. The A's hit .251 as a team led by Harold Baines (.440) and Jerry Browne (.400). Ruben Sierra leads Oakland with seven RBI. Dave Stewart has one of the A's two wins and posts a 2.70 ERA.

The A's open the series with a 4-3 win in Game 1 at Toronto as Harold Baines breaks a 3-3 tie with a ninth inning home run. Oakland scores three in the first on home runs by Mark McGwire and Terry Steinbach but Dave Stewart allows single runs in the fifth, sixth and eighth innings. Toronto comes back to win Game 2, 3-1 as David Cone shuts out the A's over the first eight innings before Baines has a RBI single in the ninth. Mike Moore allows three runs in seven innings for the loss. The Blue Jays win the first game in Oakland, 7-5 as Juan Guzman defeats Ron Darling. The A's collect 13 hits but strand 11 runners. Toronto then goes up 3-1 in the series with a 7-6, 11 inning win in Game 4. The A's score five times in the third and lead 6-1 entering the eighth. The Blue Jays score three times in the eighth and then tie the game on a two-run home run by Roberto Alomar off Dennis Eckersley in the ninth. A Pat Borders sacrifice fly off Kelly Downs in the 11th is the game winner. Dave Stewart keeps the A's alive with a complete game seven hitter as Oakland wins Game 5, 6-2. Jerry Browne provides the offense with four hits and two RBI and Ruben Sierra adds three RBI. The series returns to Toronto for Game 6 and the Blue Jays clinch the AL Pennant with a 9-2 win. Mike Moore takes the loss, allowing six runs on seven hits in 2.2 innings.

FINAL STATISTICS

PLAYER	AVG	G	AB	R	H	TB	2B	3B	HR	RBI	SH	SF	HP	BB	IBB	SO	SB	CS	DP	E	SLG	OBP
Baines	.440	6	25	6	11	16	2	0	1	4	1	0	0	0	0	3	0	0	1	0	.640	.440
Blankenship	.231	5	13	2	3	3	0	0	0	0	0	0	3	0	4	1	0	0	2	.231	.375	
Bordick	.053	6	19	1	1	1	0	0	0	0	0	0	0	1	0	2	1	0	1	.053	.100	
Browne	.400	4	10	3	4	4	0	0	2	1	0	0	2	0	0	0	0	0	0	.400	.500	
Fox	.000	4	1	0	0	0	0	0	0	0	0	0	0	1	0	0	2	0	0	.000	.500	
Henderson	.261	6	23	5	6	6	0	0	0	1	0	0	0	4	0	4	2	0	3	.261	.370	
Lansford	.167	5	18	0	3	3	0	0	1	0	0	0	1	0	1	0	0	1	1	.167	.211	
McGwire	.150	6	20	1	3	6	0	0	1	3	1	0	1	5	2	4	0	0	1	.300	.346	
Quirk	.000	1	1	0	0	0	0	0	0	0	0	0	0	0	0	0	0	0	0	.000	.000	
Ready	.000	1	1	0	0	0	0	0	0	0	0	0	0	0	1	0	0	0	0	.000	.000	
Sierra	.333	6	24	4	8	15	2	1	1	7	0	2	0	2	0	1	1	2	1	.625	.357	
Steinbach	.292	6	24	1	7	10	0	0	1	5	0	0	0	2	0	7	0	0	1	.417	.346	
Weiss	.167	3	6	1	1	1	0	0	0	0	0	0	0	2	0	1	2	0	0	.167	.375	
Wilson	.227	6	22	0	5	6	1	0	0	0	0	0	1	0	5	7	0	0	.273	.261		
Totals	.251	6	207	24	52	71	5	1	4	23	3	2	1	24	2	33	16	2	5	.343	.329	

PITCHER	W	L	ERA	G	GS	CG	GF	SHO	SV	IP	H	R	ER	HR	HB	BB	IBB	SO	WP	BK	AVG
Corsi	0	0	0.00	3	0	0	0	0	0	2.0	2	0	0	0	0	3	0	0	0	0	.286
Darling	0	1	3.00	1	1	0	0	0	0	6.0	4	3	2	2	0	2	0	3	2	0	.200
Downs	0	1	3.86	2	0	0	1	0	0	2.1	3	3	1	0	0	1	0	0	0	0	.300
Eckersley	0	0	6.00	3	0	0	2	0	1	3.0	8	2	2	1	0	0	0	2	0	0	.471
Honeycutt	0	0	0.00	2	0	0	0	0	0	2.0	0	0	0	0	0	0	0	1	0	0	.000
Moore	0	2	7.45	2	2	0	0	0	0	9.2	11	9	8	3	0	5	1	7	0	0	.282
Parrett	0	0	11.57	3	0	0	1	0	0	2.1	6	3	3	0	0	0	1	0	0	0	.600
Russell	1	0	9.00	3	0	0	0	0	0	2.0	2	2	2	0	0	4	0	0	1	0	.222
Stewart	1	0	2.70	2	2	1	0	0	0	16.2	14	5	5	3	0	6	0	7	0	0	.233
Welch	0	0	2.57	1	1	0	0	0	0	7.0	7	2	2	1	0	1	0	7	0	0	.250
Witt	0	0	18.00	1	0	0	1	0	0	1.0	2	2	2	0	0	1	0	1	0	0	.500
Totals	2	4	4.50	6	6	1	5	0	1	54.0	59	31	27	10	0	23	1	29	3	0	.281

Results and Boxscores

2000 AMERICAN LEAGUE DIVISION SERIES

The A's return to postseason play for the first time since 1992 and take the eventual World Champion New York Yankees to five games before losing the series, 3-2. The A's outscore New York 23-19, thanks to an 11-1 win in Game 4. Oakland hits .263 as a team led by Ramon Hernandez (.375). The pitching staff compiles a 3.48 ERA led by Jim Mecir who tossed 5.1 shutout innings and retired 16 of the 17 hitters he faces.

The A's open the series with a 5-3 win in Oakland as Ramon Hernandez has a RBI double in the sixth inning to break a 3-3 tie. Trailing 2-0 after four innings, the A's score three times in the fifth, beginning with a Hernandez RBI single. Gil Heredia allows three runs in six innings for the win. The Yankees come back to win Game 2 as Andy Pettitte and Mariano Rivera combine to shut out the A's on six hits. The series moves to New York for Game 3 and the Yankees win their second straight with a 4-2 victory. Tim Hudson goes the distance for the A's but Orlando Hernandez and Rivera combine to limit the A's to two runs on four hits, including a Terrence Long home run. Facing elimination in Game 4, Barry Zito allows one run in 5 2/3 innings to pick up the victory in the A's 11-1 win. Olmedo Saenz hits a three-run home run in the first inning and Ben Grieve adds a two-run single in the A's three-run sixth. Oakland adds another run in the eighth and four more in the ninth, including a two-run double by Eric Chavez. The series returns to Oakland for Game 5 but the Yankees score six times in the first inning off Gil Heredia for a 7-5 win. The A's score twice in the second, once in the third and two more times in the fourth but are shut out on three hits over the final five innings.

FINAL STATISTICS

PLAYER	AVG	G	AB	R	H	TB	2B	3B	HR	RBI	SH	SF	HP	BB	IBB	SO	SB	CS	DP	E	SLG	OBP
Chavez	.333	5	21	4	7	10	3	0	0	4	0	0	0	0	0	5	0	0	1	0	.476	.333
Christenson	.500	2	2	0	1	1	0	0	0	1	0	0	0	0	0	1	0	0	0	0	.500	.500
Fasano	—	1	0	0	0	0	0	0	0	0	0	0	0	0	0	0	0	0	0	0	—	—
Giambi, Ja.	.286	5	14	2	4	4	0	0	0	1	0	1	0	7	1	2	1	0	0	1	.286	.500
Giambi, Je.	.333	4	9	1	3	3	0	0	0	1	0	0	0	2	0	2	0	0	0	0	.333	.455
Grieve	.118	5	17	1	2	2	0	0	0	2	0	0	0	3	0	7	0	0	2	0	.118	.250
Hernandez	.375	5	16	3	6	8	2	0	0	3	1	0	1	0	0	3	0	0	0	1	.500	.412
Long	.158	5	19	2	3	6	0	0	1	1	0	0	0	3	0	2	0	0	2	1	.316	.273
Menechino	—	1	0	0	0	0	0	0	0	0	0	0	0	0	0	0	0	0	0	0	—	—
Piatt	.167	3	6	2	1	1	0	0	0	0	0	0	0	0	0	1	0	0	0	0	.167	.167
Porter	1.000	2	1	0	1	1	0	0	0	1	0	0	0	0	0	0	0	0	0	0	1.000	1.000
Saenz	.231	4	13	1	3	6	0	0	1	4	0	1	1	0	0	2	0	0	1	0	.462	.267
Stairs	.111	3	9	0	1	2	1	0	0	0	0	0	0	0	0	1	0	0	0	0	.222	.111
Tejada	.350	5	20	5	7	9	2	0	0	1	0	0	0	2	0	2	1	0	0	0	.450	.409
Velarde	.250	5	20	2	5	6	1	0	0	3	0	0	0	2	0	3	1	0	0	2	.300	.318
Totals	.263	5	167	23	44	59	9	0	2	22	1	2	2	19	1	31	3	0	6	5	.353	.342

PITCHER	W	L	ERA	G	GS	CG	GF	SHO	SV	IP	H	R	ER	HR	HB	BB	IBB	SO	WP	BK	AVG
Appier	0	1	3.48	2	1	0	0	0	0	10.1	10	4	4	1	0	6	1	13	0	0	.250
Heredia	1	1	12.79	2	2	0	0	0	0	6.1	11	9	9	0	1	3	0	3	0	0	.407
Hudson	0	1	3.38	1	1	1	0	0	0	8.0	6	4	3	0	0	4	0	5	0	0	.194
Isringhausen	0	0	0.00	2	0	0	2	0	1	2.0	1	0	0	0	0	0	0	3	0	0	.143
Jones	0	0	0.00	2	0	0	2	0	0	1.1	1	0	0	0	0	0	1	0	0	0	.200
Magnante	0	0	0.00	2	0	0	0	0	0	3.0	1	0	0	0	0	0	0	2	0	0	.111
Mecir	0	0	0.00	3	0	0	0	0	0	5.1	1	0	0	0	0	0	0	2	0	0	.059
Tam	0	0	0.00	3	0	0	0	0	0	2.0	3	1	0	0	0	1	1	1	0	0	.333
Zito	1	0	1.59	1	1	0	0	0	0	5.2	7	1	1	0	0	2	0	5	0	0	.304
Totals	2	3	3.48	5	5	1	4	0	1	44.0	41	19	17	1	1	16	2	35	0	0	.244

[Results and Boxscores](#)

2001 AMERICAN LEAGUE DIVISION SERIES

The A's face New York in the American League Division Series again and lose to the Yankees in five games for the second straight year. The pitching staff compiles a 2.86 ERA, including 0.93 by Tim Hudson. Johnny Damon leads the A's with a .409 batting average and Terrence Long hits two home runs, both in Game 1.

The A's open the series with a 5-3 win for the second consecutive year as Mark Mulder allows one run on seven hits in 6 2/3 innings for the win. Terrence Long becomes the sixth Athletic to homer twice in a postseason game as he leads off the fourth and eighth innings with home runs. Johnny Damon is 4 for 4 with a walk and steals two bases. Tim Hudson combines with Jason Istringhausen for a 2-0, seven-hit shutout in Game 2. Hudson allows six of the hits in eight innings and Ron Gant homers to start the fourth inning. The series returns to Oakland for Game 3 and Mike Mussina and Mariano Rivera combine to shut out the A's on six hits. Jorge Posada homers with one out in the fifth for the only run and Barry Zito takes the loss, despite allowing one run on two hits and one walk in eight innings. Cory Lidle starts Game 4 and allows two unearned runs in the second, two in the third and two of the Yankees three runs in the fourth in a 9-2 loss. Lidle allows six runs on five hits and three walks in 3 1/3 innings. Miguel Tejada has four hits and Jermaine Dye breaks his leg after fouling off a pitch in the third inning. The series returns to Yankee Stadium for Game 5 and New York completes its comeback with a 5-3 win. RBI singles by Jason and Jeremy Giambi in the first and second innings give the A's a 2-0 lead but New York scores two in the second and unearned runs in the third and fourth off Mulder to take the lead for good. Mulder allows four runs on seven hits in 4 1/3 innings for the loss.

FINAL STATISTICS

PLAYER	AVG	G	AB	R	H	TB	2B	3B	HR	RBI	SH	SF	HP	BB	IBB	SO	SB	CS	DP	E	SLG	OBP
Byrnes	.000	2	2	0	0	0	0	0	0	0	0	0	0	0	0	1	0	0	0	0	.000	.000
Chavez	.143	5	21	0	3	4	1	0	0	0	0	0	0	0	5	0	0	1	1	.190	.143	
Damon	.409	5	22	3	9	13	2	1	0	0	0	0	0	1	0	1	2	0	0	.591	.435	
Dye	.231	4	13	0	3	5	2	0	0	0	0	0	2	0	2	0	0	0	0	.385	.333	
Gant	.182	4	11	1	2	5	0	0	1	1	0	0	0	0	3	0	0	0	0	.455	.182	
Giambi, Ja.	.353	5	17	2	6	9	0	0	1	4	0	1	0	4	1	2	0	0	1	.529	.455	
Giambi, Je.	.308	5	13	0	4	5	1	0	0	2	0	0	0	1	0	0	1	0	0	.385	.357	
Hernandez	.000	5	10	0	0	0	0	0	0	0	0	0	1	1	0	4	0	0	0	.000	.167	
Long	.389	5	18	3	7	16	3	0	2	3	0	0	0	1	0	2	0	0	0	.889	.421	
Menechino	.083	4	12	2	1	1	0	0	0	0	0	0	0	1	0	4	0	0	0	.083	.154	
Myers	.143	3	7	0	1	1	0	0	0	0	0	0	0	0	3	0	0	1	1	.143	.143	
Saenz	.000	3	4	0	0	0	0	0	0	0	0	0	0	0	1	0	0	0	0	.000	.000	
Santangelo	.333	2	3	0	1	2	1	0	0	0	0	0	1	0	0	0	0	0	0	.667	.500	
Tejada	.286	5	21	1	6	9	3	0	0	1	0	1	1	0	0	3	0	0	0	.429	.304	
Totals	.247	5	174	12	43	70	13	1	4	11	0	2	3	11	1	31	3	0	3	6	.402	.300

PITCHER	W	L	ERA	G	GS	CG	GF	SHO	SV	IP	H	R	ER	HR	HB	BB	IBB	SO	WP	BK	AVG
Bradford	0	0	0.00	1	0	0	0	0	0	1.0	0	0	0	0	0	0	0	1	0	0	.000
Guthrie	0	0	0.00	2	0	0	1	0	0	3.0	0	0	0	0	0	0	2	0	0	0	.000
Hiljus	0	0	27.00	1	0	0	0	0	0	0.1	0	1	1	0	0	2	0	0	0	0	.000
Hudson	1	0	0.93	2	1	0	0	0	0	9.2	8	1	1	1	0	1	0	5	0	0	.222
Istringhausen	0	0	0.00	2	0	0	2	0	2	2.0	1	0	0	0	0	1	0	3	0	0	.143
Lidle	0	1	10.80	1	1	0	0	0	0	3.1	5	6	4	0	0	3	0	0	0	0	.357
Magnante	0	0	0.00	1	0	0	0	0	0	1.1	3	0	0	0	0	1	0	1	0	0	.500
Mecir	0	0	5.40	2	0	0	1	0	0	3.1	4	2	2	1	0	0	0	4	0	0	.286
Mulder	1	1	2.45	2	2	0	0	0	0	11.0	14	5	3	0	2	2	0	7	0	0	.318
Tam	0	0	18.00	1	0	0	1	0	0	1.0	3	2	2	0	0	0	0	0	0	0	.500
Zito	0	1	1.13	1	1	0	0	0	0	8.0	2	1	1	1	2	1	0	6	0	0	.077
Totals	2	3	2.86	5	5	0	5	1	2	44.0	40	18	14	3	4	11	0	29	0	0	.241

Results and Boxscores

2002 AMERICAN LEAGUE DIVISION SERIES

The A's reach the postseason for the third consecutive season, facing Minnesota in the ALDS. However, the A's lose in five games for the third straight year. The A's hit .288 in the series, scoring 26 runs in the five games. Scott Hatteberg leads the A's with a .500 batting average and Ray Durham hits two home runs. The A's pitching staff allows 27 runs for a 4.09 ERA.

After winning Game 1 in each of the previous two seasons, the A's drop the opener in 2002, 7-5. The A's take a 5-1 lead after two innings but Tim Hudson allows a run in the third and one of the Twins three runs in the sixth. Ted Lilly allows two runs in two-thirds of an inning for the loss and blown save. The A's win Game 2 9-1 as Eric Chavez hits a three-run home run in the first to give Mark Mulder all the runs he would need. Mulder allows a run on five hits in six innings. The series moves to Minnesota for Game 3 and the A's win 6-3 behind Barry Zito. Ray Durham leads off the game with an inside-the-park home run and Scott Hatteberg follows with a home run to mark the first time in postseason history a team has started a game with back-to-back home runs. The Twins even the series at two with an 11-2 win in Game 4. Miguel Tejada hits a two-run home run in the third inning but Tim Hudson allows two in the bottom of the inning before the Twins score seven unearned runs in the fourth to hand Hudson the loss. Minnesota then wins Game 5, 5-4. The Twins take a 2-0 lead before Ray Durham homers in the bottom of the third. The score remains 2-1 until Billy Koch allows three runs in the ninth. Mark Ellis hits a three-run home run in the bottom of the ninth.

FINAL STATISTICS

PLAYER	AVG	G	AB	R	H	TB	2B	3B	HR	RBI	SH	SF	HP	BB	IBB	SO	SB	CS	DP	E	SLG	OBP
Byrnes	.000	2	1	0	0	0	0	0	0	0	0	0	0	0	0	1	0	0	0	0	.000	.000
Chavez	.381	5	21	3	8	11	0	0	1	5	0	0	0	2	1	1	0	0	0	0	.524	.435
Durham	.333	5	21	7	7	16	3	0	2	2	0	0	1	2	0	4	1	0	0	0	.762	.417
Dye	.400	5	20	3	8	13	2	0	1	1	0	0	0	1	0	5	0	0	0	0	.650	.429
Ellis	.368	5	19	1	7	12	2	0	1	4	0	0	0	1	0	2	0	0	0	0	.632	.400
Hatteberg	.500	5	14	5	7	12	2	0	1	3	0	0	0	3	0	0	0	0	0	1	.857	.588
Hernandez	.059	5	17	0	1	1	0	0	0	0	0	0	0	0	0	4	0	0	1	0	.059	.059
Justice	.238	5	21	2	5	8	1	1	0	4	0	0	0	0	0	4	0	0	1	0	.381	.238
Long	.167	5	18	1	3	6	0	0	1	1	0	0	0	1	0	2	0	0	0	0	.333	.211
Mabry	.000	2	2	0	0	0	0	0	0	0	0	0	0	0	0	1	0	0	0	0	.000	.000
Myers	.000	2	1	0	0	0	0	0	0	0	0	0	0	0	0	1	0	0	0	0	.000	.000
Piatt	.333	3	3	0	1	2	1	0	0	0	0	0	0	0	0	1	0	0	0	0	.667	.333
Saenz	—	1	0	0	0	0	0	0	0	0	0	0	0	1	0	0	0	0	0	0	—	1.000
Tejada	.143	5	21	3	3	7	1	0	1	4	0	1	0	1	0	7	0	0	0	1	.333	.174
Velarde	.600	4	5	1	3	4	1	0	0	1	0	0	0	0	0	1	0	0	0	0	.800	.600
Totals	.288	5	184	26	53	92	13	1	8	25	0	1	1	12	1	34	1	0	2	3	.500	.333

PITCHER	W	L	ERA	G	GS	CG	GF	SHO	SV	IP	H	R	ER	HR	HB	BB	IBB	SO	WP	BK	AVG
Bowie	0	0	0.00	1	0	0	1	0	0	1.1	0	0	0	0	0	0	0	3	0	0	.000
Bradford	0	0	0.00	2	0	0	0	0	0	3.0	1	0	0	0	1	0	0	1	0	0	.111
Hudson	0	1	6.23	2	2	0	0	0	0	8.2	13	11	6	2	1	4	0	8	1	0	.333
Koch	0	0	9.00	3	0	0	3	0	1	3.0	5	3	3	1	0	2	0	3	0	0	.357
Lidle	0	0	9.00	1	0	0	0	0	0	1.0	2	1	1	0	0	0	0	0	0	0	.400
Lilly	0	1	13.50	2	0	0	0	0	0	4.0	10	6	6	1	0	1	0	3	1	0	.476
Mecir	0	0	0.00	1	0	0	1	0	0	1.0	0	0	0	0	0	0	0	2	0	0	.000
Mulder	1	1	2.08	2	2	0	0	0	0	13.0	14	3	3	1	0	3	1	12	1	0	.280
Rincon	0	0	0.00	2	0	0	0	0	0	3.0	2	0	0	0	0	0	0	2	0	0	.182
Zito	1	0	4.50	1	1	0	0	0	0	6.0	5	3	3	0	0	4	0	8	1	0	.217
Totals	2	3	4.09	5	5	0	5	0	1	44.0	52	27	20	5	2	14	1	42	4	0	.291

[Results and Boxscores](#)

2003 AMERICAN LEAGUE DIVISION SERIES

The A's reach the postseason for the fourth consecutive season, facing Boston in the ALDS. However, the A's lose in five games for the fourth straight year. The A's hit .213 in the series and outscore the Red Sox 18-17. Eric Byrnes leads the A's with a .462 batting average. The A's pitching staff records a 2.98 ERA and Ted Lilly does not allow a run in 9.0 innings.

The A's win Game 1 in 12 innings as Ramon Hernandez has a bases loaded two-out bunt single in the bottom of the 12th for a 5-4 win. Erubiel Durazo sends the game into extra innings with a two-out RBI single in the bottom of the ninth. Oakland takes a 2-0 lead in the series with a 5-1 win in Game 2. The A's score all five of their runs in the second inning, highlighted by a Hernandez RBI single and an Eric Byrnes two-run double. Barry Zito allows one run on five hits in 7.0 innings and strikes out nine for the win. The series moves to Boston for Game 3 and the Sox win 3-1 in 11 innings on a two-run pinch-hit home run by Trot Nixon. The A's trail 1-0 after five innings before tying the game with a run in the sixth inning, an inning in which Byrnes is tagged out when he fails to touch home and Miguel Tejada is tagged out between third and home when he stops after being obstructed. The A's lose Game 4, 5-4, as starting pitcher Tim Hudson is injured after one inning. The A's lead 4-2 entering the bottom of the sixth but Boston scores a run in the sixth and two more in the eighth off Keith Foulke for the win. Barry Zito has a two-hit shutout after five innings in Game 5 but the Red Sox score four times in the sixth inning off him for a 4-3 win.

FINAL STATISTICS

PLAYER	AVG	G	AB	R	H	TB	2B	3B	HR	RBI	SH	SF	HP	BB	IBB	SO	SB	CS	DP	E	SLG	OBP
Byrnes	.462	5	13	2	6	7	1	0	0	2	0	0	0	0	0	5	1	0	0	0	.538	.462
Chavez	.045	5	22	1	1	2	1	0	0	0	0	0	0	1	1	3	1	0	0	2	.091	.087
Durazo	.238	5	21	3	5	7	2	0	0	3	0	0	0	3	0	4	0	0	0	0	.333	.333
Dye	.231	4	13	2	3	6	0	0	1	3	0	0	1	0	0	2	0	0	0	0	.462	.286
Ellis	.118	5	17	2	2	2	0	0	0	0	0	0	0	1	4	7	0	0	0	1	.118	.318
Guillen	.455	4	11	1	5	6	1	0	0	1	0	0	0	3	0	2	0	0	0	0	.545	.571
Hatteberg	.176	5	17	3	3	3	0	0	0	0	0	0	0	5	0	3	0	0	0	0	.176	.364
Hernandez	.200	4	15	1	3	3	0	0	0	2	1	0	1	2	0	1	0	0	0	1	.200	.333
Long	.250	4	8	0	2	2	0	0	0	0	0	0	0	1	1	3	0	0	0	0	.250	.333
McMillon	.167	3	6	0	1	1	0	0	0	1	0	0	0	1	0	1	0	0	0	0	.167	.286
Melhuse	.600	2	5	1	3	5	0	1	0	1	0	0	0	0	0	1	0	0	0	0	1.000	.600
Menechino	-	1	0	0	0	0	0	0	0	0	0	0	0	0	0	0	0	0	0	0	-	-
Singleton	.286	2	7	2	2	4	2	0	0	0	0	0	1	1	0	1	1	0	0	0	.571	.444
Tejada	.087	5	23	0	2	3	1	0	0	2	0	0	0	0	0	4	0	0	0	1	.130	.087
Totals	.213	5	178	18	38	51	8	1	1	15	1	0	4	21	2	37	3	0	0	5	.287	.310

PITCHER	W	L	ERA	G	GS	CG	GF	SHO	SV	IP	H	R	ER	HR	HB	BB	IBB	SO	WP	BK	AVG
Bradford	0	0	0.00	4	0	0	0	0	0	3.2	4	0	0	0	0	2	2	5	0	0	.286
Foulke	0	1	3.60	3	0	0	2	0	0	5.0	4	2	2	0	0	2	1	3	0	0	.211
Harden	1	1	13.50	2	0	0	2	0	0	1.1	2	2	2	1	0	2	1	1	1	0	.333
Hudson	0	0	3.52	2	2	0	0	0	0	7.2	10	3	3	2	0	1	0	6	0	0	.323
Lilly	0	0	0.00	2	1	0	0	0	0	9.0	2	1	0	0	1	2	0	7	0	0	.065
Mecir	0	0	0.00	1	0	0	0	0	0	0.2	1	0	0	0	0	1	1	0	0	0	.333
Rincon	0	0	4.50	4	0	0	1	0	0	4.0	4	2	2	2	0	1	0	3	0	0	.267
Sparks	0	0	4.50	1	0	0	0	0	0	4.0	2	2	2	1	0	3	0	1	0	0	.143
Zito	1	1	3.46	2	2	0	0	0	0	13.0	9	5	5	2	1	4	0	13	0	0	.191
Totals	2	3	2.98	5	5	0	5	0	0	48.1	38	17	16	8	2	18	5	39	1	0	.211

Results and Boxscores

2006 AMERICAN LEAGUE DIVISION SERIES

The A's returned to postseason play for the fifth time in seven years and won a postseason series for the first time since the 1990 ALCS by sweeping Minnesota three games to none in the ALDS. They snap a six-series postseason losing streak and a nine-game losing streak in potential postseason clinching games, which was the longest such streak in Major League history. The A's batted .245 in the series and compiled a 2.33 ERA while outscoring the Twins 16-7. Frank Thomas led the A's with a .500 batting average and two home runs and Marco Scutaro topped the club with six RBI.

The A's win Game 1 in Minnesota, 3-2 as Barry Zito allows just one run on four hits in eight innings for the win. Frank Thomas homers and Marco Scutaro adds a RBI double in the second inning and Zito takes a two-hit shutout into the seventh inning before allowing a home run to Rondell White. Thomas homers again in the ninth inning for an important insurance run as Huston Street allows a run in the bottom of the ninth but gets the save. The A's win Game 2 by a 5-2 score. Oakland scores twice in the fifth inning on a Scutaro RBI double and a Jason Kendall RBI single, but Esteban Loaiza allows back-to-back home runs to Michael Cuddyer and Justin Morneau in the sixth inning. Mark Kotsay then hits a two-run inside-the-park home run in the seventh inning to give the A's the lead for good. The series moves to Oakland for Game 3 and the A's complete the sweep with an 8-3 win. Scutaro doubles twice and has four RBI and Milton Bradley and Eric Chavez homer. Dan Haren allows two runs in six innings for the win.

FINAL STATISTICS

PLAYER	AVG	G	AB	R	H	TB	2B	3B	HR	RBI	SH	SF	HP	BB	IBB	SO	SB	CS	DP	E	SLG	OBP
Bradley	.077	3	13	1	1	4	0	0	1	2	0	0	0	0	0	1	0	0	1	0	.308	.077
Chavez	.200	3	10	2	2	6	1	0	1	1	0	0	2	0	4	0	0	0	0	.600	.333	
Ellis	.286	2	7	0	2	2	0	0	0	0	0	0	0	0	0	2	0	0	0	.286	.286	
Jimenez	.000	2	4	0	0	0	0	0	0	0	0	0	0	0	1	0	0	0	0	.000	.000	
Kendall	.214	3	14	1	3	4	1	0	0	1	0	0	0	0	4	0	0	0	1	.286	.214	
Kotsay	.143	3	14	2	2	5	0	0	1	2	0	0	0	0	2	0	0	1	0	.357	.143	
Payton	.333	3	12	3	4	4	0	0	0	0	0	0	0	1	0	0	0	0	.333	.333		
Scutaro	.333	3	12	1	4	8	4	0	0	6	0	0	0	0	1	0	0	0	.667	.333		
Swisher	.300	3	10	3	3	5	2	0	0	1	0	0	2	0	2	0	0	0	.500	.417		
Thomas	.500	3	10	3	5	12	1	0	2	2	0	0	2	1	1	0	0	0	1.200	.583		
Totals	.245	3	106	16	26	50	9	0	5	15	0	0	0	6	1	19	0	0	2	1	.472	.286

PITCHER	W	L	ERA	G	GS	CG	GF	SHO	SV	IP	H	R	ER	HR	HB	BB	IBB	SO	WP	BK	AVG
Calero	1	0	0.00	1	0	0	0	0	0	1.0	0	0	0	0	0	1	0	1	0	0	.000
Duchscherer	0	0	2.25	2	0	0	0	0	0	4.0	1	1	1	1	0	0	0	4	0	0	.077
Haren	1	0	3.00	1	1	0	0	0	0	6.0	9	2	2	1	0	1	0	2	0	0	.375
Loaiza	0	0	3.60	1	1	0	0	0	0	5.0	8	2	2	2	0	0	0	2	0	0	.348
Street	0	0	3.00	3	0	0	3	0	2	3.0	4	1	1	0	0	1	0	1	0	0	.333
Zito	1	0	1.13	1	1	0	0	0	0	8.0	4	1	1	1	0	3	0	1	0	0	.154
Totals	3	0	2.33	3	3	0	3	0	2	27.0	26	7	7	5	0	6	0	11	0	0	.257

[Results and Boxscores](#)

2006 AMERICAN LEAGUE CHAMPIONSHIP SERIES

The A's return to the American League Championship Series for the first time since 1992 and the 11th time overall, but are swept in four games by Detroit. The A's hit .221 in the series and score just nine runs in the four games. Milton Bradley drives in five of those runs and homers twice while batting a team leading .500. The A's pitching staff allows 22 runs for a 5.71 ERA.

The A's lose Game 1 in Oakland by a score of 5-1. Barry Zito takes the loss, allowing five runs on seven hits in 3 2/3 innings, but the A's bullpen blanks the Tigers the rest of the way. The A's are limited to a run on eight hits by four Detroit pitchers. Milton Bradley homers from both sides of the plate and is 4-for-5 with four RBI in Game 2 but the A's lose, 8-5. Esteban Loaiza allows seven runs on nine hits in six innings for the loss. The series moves to Detroit for Game 3 and Kenny Rogers and the Tigers bullpen shut out the A's on two hits, 3-0. Jason Kendall singles to start the game and Marco Scutaro has a one-out single in the fifth for the A's only hits. Rich Harden takes the loss, allowing three runs on five hits and five walks in 5 2/3 innings. The Tigers complete the sweep in Game 4 with a 6-3 win. Milton Bradley and Eric Chavez have RBI doubles in the first inning to give the A's a 2-0 lead and Jay Payton adds a solo home run in the fourth inning to make the score 3-0. Dan Haren shuts out Detroit on two hits over the first four innings before allowing two runs in the fifth and one in the sixth. The game remains tied at three entering the bottom of the ninth when Huston Street allows a two-out three-run home run to Magglio Ordonez for the loss.

FINAL STATISTICS

PLAYER	AVG	G	AB	R	H	TB	2B	3B	HR	RBI	SH	SF	HP	BB	IBB	SO	SB	CS	DP	E	SLG	OBP
Bradley	.500	4	18	4	9	17	2	0	2	5	0	0	0	0	0	2	0	0	1	0	.944	.500
Chavez	.231	4	13	1	3	7	1	0	1	2	0	0	2	0	4	0	0	0	0	1	.538	.333
Jimenez	.167	4	12	0	2	2	0	0	0	0	0	0	0	0	0	2	0	0	1	2	.167	.167
Kendall	.294	4	17	0	5	5	0	0	0	0	0	0	2	0	2	0	0	0	0	0	.294	.368
Kielty	.000	2	2	0	0	0	0	0	0	0	0	0	0	0	0	0	0	0	1	0	.000	.000
Kiger	—	2	0	0	0	0	0	0	0	0	0	0	0	0	0	0	0	0	0	0	—	—
Kotsay	.250	4	16	3	4	6	2	0	0	0	0	0	2	0	3	0	0	2	0	0	.375	.333
Melhuse	.000	1	1	0	0	0	0	0	0	0	0	0	0	0	1	0	0	0	0	0	.000	.000
Payton	.286	4	14	1	4	9	2	0	1	2	0	0	0	1	0	2	0	0	0	0	.643	.333
Scutaro	.067	4	15	0	1	1	0	0	0	0	0	0	0	0	3	0	0	1	0	0	.067	.067
Swisher	.100	4	10	0	1	1	0	0	0	0	0	0	5	0	5	0	0	0	0	0	.100	.400
Thomas	.000	4	13	0	0	0	0	0	0	0	0	0	1	2	0	4	0	0	1	0	.000	.188
Totals	.221	4	131	9	29	48	7	0	4	9	0	0	1	14	0	28	0	0	7	3	.366	.301

PITCHER	W	L	ERA	G	GS	CG	GF	SHO	SV	IP	H	R	ER	HR	HB	BB	IBB	SO	WP	BK	AVG
Blanton	0	0	0.00	1	0	0	1	0	0	2.0	0	0	0	0	0	2	0	2	0	0	.000
Calero	0	0	0.00	3	0	0	1	0	0	2.0	3	0	0	0	0	1	0	1	0	0	.333
Gaudin	0	0	0.00	3	0	0	0	0	0	3.1	2	0	0	0	0	3	1	1	0	0	.182
Harden	0	1	4.76	1	1	0	0	0	0	5.2	5	3	3	1	0	5	0	4	0	0	.238
Haren	0	0	5.40	1	1	0	0	0	0	5.0	7	3	3	1	0	2	0	7	2	0	.333
Kennedy	0	0	0.00	4	0	0	0	0	0	3.2	2	0	0	0	0	2	1	2	1	0	.143
Loaiza	0	1	10.50	1	1	0	0	0	0	6.0	9	7	7	1	0	1	0	5	0	0	.375
Street	0	1	10.80	2	0	0	2	0	0	3.1	4	4	4	2	0	0	0	3	0	0	.308
Zito	0	1	12.27	1	1	0	0	0	0	3.2	7	5	5	2	0	3	0	0	0	0	.389
Totals	0	4	5.71	4	4	0	4	0	0	34.2	39	22	22	7	0	19	2	25	3	0	.285

Results and Boxscores

2012 AMERICAN LEAGUE DIVISION SERIES

The A's lose to the Detroit Tigers three games to two in their first postseason appearance in six years. It was the A's sixth ALDS appearance in the last 13 years and their fifth loss, with all the losses going the full five games. The A's pitching staff compiled a 2.89 ERA and walked just seven batters in the five-game series, but the offense hit just .194 and scored 11 runs in the five games. Yoenis Céspedes hit safely in all five games and paced the A's offense with a .316 batting average.

The A's lose Game 1 in Detroit, 3-1. Coco Crisp leads off the game with a home run but that is the only run Justin Verlander would allow in seven innings. Jarrod Parker allows a run in the first on a double play, an unearned run in the third and an Alex Avila home run in the fifth. The A's fall behind two games to zero with a 5-4 loss in Game 2. Cliff Pennington breaks a 1-1 tie with a RBI single in the seventh but Sean Doolittle allows two unearned runs in the bottom of the seventh to put Detroit ahead 3-2. The A's then score twice in the eighth when Céspedes scores on a wild pitch and Josh Reddick homers, but the Tigers tie the game in the eighth and win it on a Don Kelly sacrifice fly off Grant Balfour in the ninth. The series moves to Oakland for Game 3 where Brett Anderson combines with three A's relievers on a four-hit, 2-0 shutout. Céspedes has a RBI single in the first and Seth Smith homers in the fifth. In Game 4, the A's trail 3-1 entering the bottom of the ninth before scoring three times to send the series to a fifth game. Smith ties the game with a two-run double and scores two outs later on a Crisp RBI single. The A's then lose Game 5 in Oakland 6-0 as Verlander tosses a four-hit shutout. Parker makes his second start of the series and loses for the second time, allowing four runs on seven hits in 6.1 innings.

FINAL STATISTICS

PLAYER	AVG	G	AB	R	H	TB	2B	3B	HR	RBI	SH	SF	HP	BB	IBB	SO	SB	CS	DP	E	SLG	OBP
Céspedes	.316	5	19	1	6	7	1	0	0	2	0	0	0	2	0	2	2	0	0	0	.368	.381
Crisp	.182	5	22	3	4	7	0	0	1	2	0	0	0	0	0	2	0	0	0	1	.318	.182
Donaldson	.294	5	17	1	5	6	1	0	0	0	0	0	0	1	0	4	0	0	1	0	.353	.333
Drew	.211	5	19	0	4	6	2	0	0	1	0	0	0	2	0	7	0	0	0	1	.316	.286
Gomes	.000	1	1	0	0	0	0	0	0	0	0	0	0	0	0	0	0	0	0	0	.000	.000
Kottaras	.000	4	4	0	0	0	0	0	0	0	1	0	0	0	0	2	0	0	0	0	.000	.000
Moss	.133	5	15	0	2	2	0	0	0	0	0	0	1	2	0	7	0	0	0	0	.133	.278
Norris	.083	5	12	0	1	1	0	0	0	0	0	0	0	0	0	6	0	1	0	0	.083	.083
Pennington	.286	5	14	1	4	4	0	0	0	1	0	0	0	3	0	4	0	0	0	0	.286	.412
Reddick	.118	5	17	2	2	5	0	0	1	1	0	0	0	1	0	10	0	0	1	0	.294	.167
Smith	.133	5	15	3	2	6	1	0	1	3	0	0	1	3	0	6	0	0	0	0	.400	.316
Totals	.194	5	155	11	30	44	5	0	3	10	1	0	2	14	0	50	2	1	2	3	.284	.269

PITCHER	W	L	ERA	G	GS	CG	GF	SHO	SV	IP	H	R	ER	HR	HB	BB	IBB	SO	WP	BK	AVG
Anderson	1	0	0.00	1	1	0	0	0	0	6.0	2	0	0	0	0	2	0	6	0	0	.105
Balfour	0	1	5.40	2	0	0	2	0	1	1.2	3	1	1	0	0	1	1	2	0	0	.500
Blevins	0	0	0.00	3	0	0	1	0	0	3.2	1	0	0	0	0	0	0	0	0	0	.083
Cook	1	0	8.10	4	0	0	1	0	0	3.1	4	3	3	0	1	1	0	4	1	0	.308
Doolittle	0	0	3.38	3	0	0	0	0	0	2.2	5	3	1	0	0	0	0	5	0	0	.385
Griffin	0	0	3.60	1	1	0	0	0	0	5.0	7	2	2	1	0	0	0	1	0	0	.350
Milone	0	0	1.50	1	1	0	0	0	0	6.0	5	1	1	0	1	1	0	6	1	0	.217
Neshek	0	0	0.00	1	0	0	0	0	0	0.2	0	0	0	0	0	0	0	1	0	0	.000
Parker	0	2	4.26	2	2	0	0	0	0	12.2	14	7	6	1	1	2	0	11	2	0	.286
Scribner	0	0	0.00	1	0	0	1	0	0	2.0	0	0	0	0	0	0	0	3	0	0	.000
Totals	2	3	2.89	5	5	0	5	1	1	43.2	41	17	14	2	3	7	1	39	4	0	.252

[Results and Boxscores](#)

2013 AMERICAN LEAGUE DIVISION SERIES

The A's face Detroit in the ALDS for the second consecutive year and lose three games to two for the second consecutive year. Oakland won two of the first three games but then lost two straight to fall to 1-12 in potential clinch games since 2000, including 0-6 in Game 5's. The A's pitching staff compiled a 3.48 ERA and held the Tigers to a .235 batting average, but the offense hit just .217 and struck out 57 times in the five games. Yoenis Céspedes hit safely in all five games and Coco Crisp batted .389.

The A's lose Game 1 in Oakland, 3-2. Bartolo Colón allows three runs in the first inning but those were the only runs he would allow in six innings of work. Max Scherzer blanks the A's on one hit over the first six innings before Céspedes hits a two-run home run in the seventh for the A's only runs of the game. Oakland evens the series at 1-1 when Sonny Gray and Grant Balfour combine on a four-hit, 1-0 shutout in Game 2. Gray tosses eight innings and allows all four of the hits. Justin Verlander tosses seven shutout innings for the Tigers before Stephen Vogt wins the game with a walk-off RBI single off Rick Porcello in the bottom of the ninth. The series moves to Detroit for Game 3, which the A's win, 6-3. Jarrod Parker has a 3-0 lead when he allows three runs in the bottom of the fourth, but the A's take the lead for good when Brandon Moss homers with one out in the fifth. Josh Reddick and Seth Smith also homer in the game. The A's lose Game 4 by an 8-6 margin. Dan Straily had a 3-0 lead before allowing a three-run home run to Jhonny Peralta in the bottom of the fifth. Coco Crisp delivered a RBI single in the seventh to give the A's a 4-3 lead but Sean Doolittle allowed two runs in the bottom of the inning for the blown save. The A's load the bases with no outs in the eighth but are unable to score and the Tigers score three times in the bottom of the eighth to put the game away. The series concludes in Oakland when Verlander and Joaquin Benoit combine on a three-hit shutout in a 3-0 A's loss. Sonny Gray makes his second start of the series and allows three runs in five innings for the loss.

FINAL STATISTICS

PLAYER	AVG	G	AB	R	H	TB	2B	3B	HR	RBI	SH	SF	HP	BB	IBB	SO	SB	CS	DP	E	SLG	OBP
Barton,D	.000	2	3	0	0	0	0	0	0	0	0	0	0	0	0	3	0	0	0	0	.000	.000
Callaspo,A	.167	4	6	0	1	2	1	0	0	0	0	0	0	0	0	1	0	0	0	0	.333	.167
Cespedes,Y	.381	5	21	3	8	14	1	1	1	4	0	0	1	0	0	4	0	0	0	1	.667	.409
Crisp,C	.389	5	18	4	7	11	2	1	0	2	0	1	0	3	0	2	1	0	0	0	.611	.455
Donaldson,J	.143	5	21	0	3	3	0	0	0	0	0	0	0	1	0	8	0	0	0	0	.143	.182
Lowrie,J	.150	5	20	2	3	7	1	0	1	3	0	0	0	2	0	7	0	0	1	0	.350	.227
Moss,B	.111	5	18	2	2	5	0	0	1	1	0	0	0	3	0	13	0	0	0	0	.278	.238
Norris,D	.000	1	1	0	0	0	0	0	0	0	0	0	0	0	0	1	0	0	0	0	.000	.000
Reddick,J	.235	5	17	1	4	8	1	0	1	1	0	0	0	2	1	5	0	0	0	0	.471	.316
Smith,S	.313	4	16	1	5	8	0	0	1	2	0	0	0	1	1	5	0	0	0	0	.500	.353
Sogard,E	.000	4	9	0	0	0	0	0	0	0	1	0	0	1	0	1	0	0	0	0	.000	.100
Vogt,S	.188	5	16	2	3	5	0	1	0	1	0	0	0	1	0	7	0	0	0	0	.313	.235
Totals	.217	5	166	15	36	63	6	3	5	14	1	1	1	14	2	57	1	0	1	1	.380	.280

PITCHER	W	L	ERA	G	GS	CG	GF	SHO	SV	IP	H	R	ER	HR	HB	BB	IBB	SO	WP	BK	AVG
Anderson,B	0	0	27.00	1	0	0	1	0	0	0.1	1	1	1	0	0	1	0	1	1	0	.500
Balfour,G	1	0	0.00	3	0	0	3	0	1	3.0	0	0	0	0	0	1	0	3	0	0	.000
Colon,B	0	1	4.50	1	1	0	0	0	0	6.0	10	3	3	0	1	0	0	4	0	0	.400
Cook,R	0	0	27.00	1	0	0	0	0	0	0.2	1	2	2	0	0	1	0	1	0	0	.333
Doolittle,S	0	1	4.15	4	0	0	1	0	0	4.1	3	2	2	1	0	2	0	6	0	0	.176
Gray,S	0	1	2.08	2	2	0	0	0	0	13.0	10	3	3	1	0	6	1	12	0	0	.217
Otero,D	0	0	0.00	4	0	0	0	0	0	5.2	4	0	0	0	0	1	0	2	0	0	.200
Parker,J	1	0	5.40	1	1	0	0	0	0	5.0	5	3	3	0	0	1	0	1	0	0	.263
Straily,D	0	0	4.50	1	1	0	0	0	0	6.0	4	3	3	1	1	0	0	8	0	0	.190
Totals	2	3	3.48	5	5	0	5	1	1	44.0	38	17	17	3	2	13	1	38	1	0	.235

Results and Boxscores

2014 AMERICAN LEAGUE WILD CARD

The A's travel to Kansas City in their first appearance in the American League Wild Card one-game playoff and lose to the Royals in 12 innings by a score of 9-8. Brandon Moss hits a two-run home run in the first inning and a three-run home run in the A's five-run sixth inning to set an Athletics postseason record with five RBI. The A's take a 7-3 lead into the eighth inning, but the Royals score three times off Jon Lester to pull to within one. Sean Doolittle allows a run in the ninth for the blown save but Alberto Callaspo has a pinch hit RBI single in the 12th to give the A's the lead. The bullpen then allows two runs in the bottom of the 12th, capped by a two-out RBI single by Salvador Pérez. The Royals steal seven bases, including six over the final four innings.

FINAL STATISTICS

PLAYER	AVG	G	AB	R	H	TB	2B	3B	HR	RBI	SH	SF	HP	BB	IBB	SO	SB	CS	DP	E	SLG	OBP
Callaspo	1.000	1	1	0	1	1	0	0	0	1	0	0	0	0	0	0	0	0	0	0	1.000	1.000
Crisp	.333	1	6	1	2	2	0	0	0	1	0	0	0	0	0	3	0	0	0	0	.333	.333
Donaldson	.400	1	5	1	2	2	0	0	0	0	0	0	0	1	0	2	0	0	0	0	.400	.500
Freiman	.000	1	1	0	0	0	0	0	0	0	0	0	0	0	0	0	0	0	0	0	.000	.000
Fuld	.400	1	5	1	2	2	0	0	0	0	0	0	0	1	0	1	0	0	0	0	.400	.500
Gomes	.000	1	0	0	0	0	0	0	0	0	0	0	0	0	0	0	0	0	0	0	.000	.000
Lowrie	.000	1	5	0	0	0	0	0	0	0	1	0	0	0	0	0	0	0	0	0	.000	.000
Moss	.400	1	5	2	2	8	0	0	2	5	0	0	0	1	1	2	0	0	0	0	1.600	.500
Norris	.200	1	5	1	1	1	0	0	0	1	0	0	0	0	0	2	0	0	0	0	.200	.200
Punto	.000	1	2	0	0	0	0	0	0	0	0	0	0	0	0	1	0	0	0	0	.000	.000
Reddick	.500	1	4	2	2	2	0	0	0	0	0	0	2	0	0	0	0	0	0	0	.500	.667
Sogard	.250	1	4	0	1	1	0	0	0	0	0	0	0	0	0	2	0	0	0	0	.250	.250
Soto	.000	1	1	0	0	0	0	0	0	0	0	0	0	0	0	1	0	0	0	0	.000	.000
Vogt	.000	1	3	0	0	0	0	0	0	0	0	0	0	1	0	1	0	0	0	0	.000	.250
Totals	.277	1	47	8	13	19	0	0	2	8	1	0	0	6	1	15	0	0	0	0	.404	.358

PITCHER	W	L	ERA	G	GS	CG	GF	SHO	SV	IP	H	R	ER	HR	HB	BB	IBB	SO	WP	BK	AVG
Abad	0	0	0.00	1	0	0	0	0	0	0.1	0	0	0	0	0	0	0	0	0	0	.000
Doolittle	0	0	4.50	1	0	0	0	0	0	2.0	2	1	1	0	0	0	0	0	0	0	.400
Gregerson	0	0	0.00	1	0	0	0	0	0	0.2	1	0	0	0	0	1	0	2	1	0	.333
Hammel	0	0	---	1	0	0	1	0	0	0.0	1	0	0	0	0	0	0	0	0	0	01.000
Lester	0	0	7.36	1	1	0	0	0	0	7.1	8	6	6	0	0	2	0	5	0	0	.286
Otero	0	1	13.50	1	0	0	0	0	0	1.1	3	2	2	0	0	0	0	1	0	0	.500
Totals	0	1	6.94	1	1	0	1	0	0	11.2	15	9	9	0	0	3	0	8	1	0	.341

[Results and Boxscores](#)

2018 AMERICAN LEAGUE WILD CARD

The A's face New York in the American League Wild Card game and lose at Yankee Stadium by a score of 7-2. Liam Hendriks is the A's "opener" and allows a two-run home run to Aaron Judge in the bottom of the first inning for the loss. Lou Trivino comes on to pitch the second inning and tosses 3.0 scoreless innings, allowing just one hit and walking one. Shawn Kelley pitches a scoreless fifth to keep the A's close but New York scores four times in the sixth inning off Fernando Rodney and Blake Treinen to put the game away. Khris Davis hits a two-run home run in the eighth to account for the A's scoring. Oakland is held to five hits by five Yankees pitchers, but also draws five walks and leaves nine runners on base.

FINAL STATISTICS

PLAYER	AVG	G	AB	R	H	TB	2B	3B	HR	RBI	SH	SF	HP	BB	IBB	SO	SB	CS	DP	E	SLG	OBP
Canha,M	.000	1	1	0	0	0	0	0	0	0	0	0	0	0	0	1	0	0	0	0	.000	.000
Chapman,M	.200	1	5	0	1	1	0	0	0	0	0	0	0	0	0	0	0	0	0	0	.200	.200
Davis,K	.250	1	4	1	1	4	0	0	1	2	0	0	0	0	0	2	0	0	0	1	.250	.000
Laureano,R	.000	1	3	0	0	0	0	0	0	0	0	0	0	1	0	2	0	0	0	0	.000	.250
Lowrie,J	.000	1	4	1	0	0	0	0	0	0	0	0	0	0	0	1	0	0	0	0	.000	.000
Lucroy,J	.250	1	4	0	1	1	0	0	0	0	0	0	0	0	0	2	0	0	0	0	.250	.250
Martini,N	.250	1	4	0	1	1	0	0	0	0	0	0	0	0	0	2	0	0	0	0	.250	.250
Olson,M	.000	1	2	0	0	0	0	0	0	0	0	0	0	2	0	0	0	0	0	0	.000	.500
Piscotty,S	.000	1	3	0	0	0	0	0	0	0	0	0	0	1	0	2	0	0	0	0	.000	.250
Semien,M	.333	1	3	0	1	1	0	0	0	0	0	0	0	1	0	1	0	0	0	0	.333	.500
Totals	.152	1	33	2	5	8	0	0	1	2	0	0	0	5	0	13	0	0	0	0	.242	.263

PITCHER	W	L	ERA	G	GS	CG	GF	SHO	SV	IP	H	R	ER	HR	HB	BB	IBB	SO	WP	BK	AVG
Familia,J	0	0	0.00	1	0	0	1	0	0	1.0	0	0	0	0	0	0	0	1	0	0	.000
Hendriks,L	0	1	18.00	1	1	0	0	0	0	1.0	1	2	2	1	0	1	0	1	0	0	.250
Kelley,S	0	0	0.00	1	0	0	0	0	0	1.0	1	0	0	0	0	0	0	0	0	0	.250
Rodney,F	0	0	INF	1	0	0	0	0	0	0.0	2	2	2	0	0	0	0	0	1	0	1.000
Treinen,B	0	0	13.50	1	0	0	0	0	0	2.0	2	3	3	1	0	2	0	0	0	0	.286
+Trivino,L	0	0	0.00	1	0	0	0	0	0	3.0	1	0	0	0	0	1	0	4	0	0	.111
Totas	0	1	7.88	1	1	0	1	0	0	8.0	7	7	7	2	0	4	0	6	1	0	.241

[Results and Boxscores](#)

2019 AMERICAN LEAGUE WILD CARD

The A's host Tampa Bay in the American League Wild Card game and lose by a score of 5-1. Sean Manaea starts for the A's and allows a home run to Yandy Díaz to start the game. He also surrenders a two-run home run to Avisail García in the second inning and a solo home run to Díaz in the third and is relieved by Yusmeiro Petit with no outs in the third inning and the A's trailing 4-0. Oakland scores its lone run in the bottom of the third when Marcus Semien reaches third on an error by third baseman Mike Brosseau and scores on a Ramón Laureano sacrifice fly. Jesús Luzardo pitches 3.0 scoreless innings of relief to keep the A's close but the Rays bullpen blanks the A's on three hits over the final four innings. Jurickson Profar and Robbie Grossman have two hits each but Oakland does not get a runner into scoring position after the fourth inning.

FINAL STATISTICS

PLAYER	AVG	G	AB	R	H	TB	2B	3B	HR	RBI	SH	SF	HP	BB	IBB	SO	SB	CS	DP	E	SLG	OBP
+Brown,S	.000	1	1	0	0	0	0	0	0	0	0	0	0	0	0	0	0	0	0	0	.000	.000
Canha,M	.000	1	3	0	0	0	0	0	0	0	0	0	0	1	0	2	0	0	0	0	.000	.250
Chapman,M	.333	1	3	0	1	1	0	0	0	0	0	0	0	1	0	0	0	0	0	0	.333	.500
Davis,K	.000	1	4	0	0	0	0	0	0	0	0	0	0	0	0	3	0	0	0	0	.000	.000
Grossman,R	.500	1	4	0	2	2	0	0	0	0	0	0	0	0	0	1	0	0	0	0	.500	.500
Laureano,R	.333	1	3	0	1	1	0	0	0	1	0	1	0	0	0	1	0	0	0	0	.333	.250
+Murphy,S	.000	1	1	0	0	0	0	0	0	0	0	0	0	0	0	0	0	0	0	1	.000	.000
Olson,M	.333	1	3	0	1	1	0	0	0	0	0	0	0	1	0	1	0	0	1	0	.333	.500
Phegley,J	.000	1	2	0	0	0	0	0	0	0	0	0	0	0	0	1	0	0	0	0	.000	.000
Profar,J	.500	1	4	0	2	2	0	0	0	0	0	0	0	0	0	1	0	0	0	0	.500	.500
Semien,M	.200	1	5	1	1	1	0	0	0	0	0	0	0	0	0	2	0	0	0	0	.200	.200
Totals	.242	1	33	1	8	8	0	0	0	1	0	1	0	3	0	12	0	0	2	0	.242	.297

PITCHER	W	L	ERA	G	GS	CG	GF	SHO	SV	IP	H	R	ER	HR	HB	BB	IBB	SO	WP	BK	AVG
Diekman,J	0	0	0.00	1	0	0	0	0	0	0.1	0	0	0	0	0	0	0	0	0	0	.000
Hendriks,L	0	0	0.00	1	0	0	1	0	0	1.0	0	0	0	0	0	0	0	1	0	0	.000
+Luzardo,J	0	0	0.00	1	0	0	0	0	0	3.0	1	0	0	0	0	2	0	4	0	0	.100
Manaea,S	0	1	18.00	1	1	0	0	0	0	2.0	4	4	4	3	0	0	0	5	0	0	.400
Petit,Y	0	0	3.38	1	0	0	0	0	0	2.2	2	1	1	1	0	0	0	2	0	0	.200
Totals	0	1	5.00	1	1	0	1	0	0	9.0	7	5	5	4	0	2	0	12	0	0	.206

[Results and Boxscores](#)

2020 AMERICAN LEAGUE WILD CARD SERIES

The A's returned to the postseason for the third consecutive year and defeated the Chicago White Sox two games to one in the best-of-three American League Wild Card series. The series win was the A's first in the postseason since sweeping Minnesota in the 2006 ALDS. Oakland hit just .194 in the series but out-scored the White Sox 12-11 while compiling a 3.67 ERA. Rookie catcher Sean Murphy went 3-for-8 with a home run and two RBI and Jake Diekman pitched in all three games without allowing a run.

Chicago starter Lucas Giolito retired each of the first 18 Oakland batters in Game 1 en route to a 4-1 win, which extended the A's postseason losing streak to an Athletics record-tying six games. Jesús Luzardo started for Oakland and took the loss, allowing three runs on six hits in 3.1 innings. The A's evened the series with a 5-3 victory in Game 2 after Chris Bassitt allowed just one run in seven innings of work for the win. Oakland scored two unearned runs in the first inning and increased their lead to 4-0 when Marcus Semien hit a two-run home run in the second. Closer Liam Hendriks came in with no outs in the eighth and allowed two runs in 1.2 innings before Diekman recorded the final out with the bases loaded in the ninth. The A's then snapped their Major League record nine-game losing streak in winner-take-all postseason games with a 6-4 victory in Game 3. Oakland trailed 3-0 after three innings but then scored four times in the fourth on a two-run home run by Murphy and back-to-back bases loaded walks by Mark Canha and Matt Olson. Chad Pinder added a two-run single in the fifth, Frankie Montas allowed a run in 2.0 innings of relief for the win, and Hendriks struck out the final three batters for the save.

FINAL STATISTICS

PLAYER	AVG	G	AB	R	H	TB	2B	3B	HR	RBI	SH	SF	HP	BB	IBB	SO	SB	CS	DP	E	OBP	SLG
Canha, M	.100	3	10	1	1	1	0	0	0	1	0	0	0	2	0	1	0	0	0	0	.250	.100
Davis, K	.250	2	8	1	2	5	0	0	1	1	0	0	0	0	0	2	0	0	0	0	.250	.625
Grossman, R	.000	2	7	1	0	0	0	0	0	0	0	0	0	1	0	2	0	0	0	0	.125	.000
+Heim, J	—	0	0	0	0	0	0	0	0	0	0	0	0	0	0	0	0	0	0	0	—	—
Kemp, T	—	0	0	0	0	0	0	0	0	0	0	0	0	0	0	0	0	0	0	0	—	—
La Stella, T	.273	3	11	3	3	3	0	0	0	0	0	0	0	1	0	2	0	0	0	0	.333	.273
Lamb, J	.200	3	5	0	1	1	0	0	0	0	0	0	0	0	0	0	0	0	0	0	.200	.200
Laureano, R	.182	3	11	1	2	2	0	0	0	1	0	0	0	0	0	4	0	0	0	0	.182	.182
+Machin, V	—	0	0	0	0	0	0	0	0	0	0	0	0	0	0	0	0	0	0	0	—	—
+Murphy, S	.375	3	8	3	3	6	0	0	1	2	0	0	0	2	0	1	0	0	0	0	.500	.750
Olson, M	.000	3	9	0	0	0	0	0	0	1	0	0	0	3	0	6	0	0	0	0	.250	.000
Orf, N	.000	1	0	0	0	0	0	0	0	0	0	0	0	0	0	0	0	0	0	0	.000	.000
Pinder, C	.333	3	9	0	3	3	0	0	0	2	0	0	0	1	1	2	0	0	0	0	.400	.333
Piscotty, S	.000	1	3	0	0	0	0	0	0	0	0	0	0	0	0	1	0	0	1	0	.000	.000
Semien, M	.250	3	12	2	3	7	1	0	1	2	0	0	0	1	0	1	0	0	0	1	.308	.583
Totals	.194	3	93	12	18	28	1	0	3	10	0	0	0	11	1	22	0	0	1	1	.279	.301

PITCHER	W	L	ERA	G	GS	CG	GF	SHO	SV	IP	H	R	ER	HR	HB	BB	IBB	SO	WP	BK	AVG
Bassitt, C	1	0	1.29	1	1	0	0	0	0	7.0	6	1	1	0	0	1	0	5	1	0	.222
Diekman, J	0	0	0.00	3	0	0	2	0	1	1.2	0	0	0	0	0	2	0	1	0	0	.000
Fiers, M	0	0	5.40	1	1	0	0	0	0	1.2	5	1	1	1	0	1	0	2	0	0	.500
Hendriks, L	0	0	6.75	2	0	0	1	0	1	2.2	5	2	2	1	0	1	0	8	0	0	.385
+Luzardo, J	0	1	8.10	1	1	0	0	0	0	3.1	6	3	3	2	0	0	0	5	0	0	.375
Manaea, S	0	0	—	0	0	0	0	0	0	0.0	0	0	0	0	0	0	0	0	0	0	—
McFarland, T	0	0	—	0	0	0	0	0	0	0.0	0	0	0	0	0	0	0	0	0	0	—
Minor, M	0	0	—	0	0	0	0	0	0	0.0	0	0	0	0	0	0	0	0	0	0	—
Montas, F	1	0	4.50	1	0	0	0	0	0	2.0	2	1	1	0	0	0	0	2	0	0	.250
Petit, Y	0	0	7.71	2	0	0	0	0	0	2.1	4	2	2	0	0	0	0	2	0	0	.364
Soria, J	0	0	4.50	2	0	0	0	0	0	2.0	2	1	1	1	1	1	0	1	0	0	.286
Trivino, L	0	0	0.00	1	0	0	0	0	0	0.2	0	0	0	0	1	0	0	0	0	0	.000
Wendelken, J	0	0	0.00	2	0	0	0	0	0	3.2	1	0	0	0	0	0	0	3	0	0	.083
Totals	2	1	3.67	3	3	0	3	0	2	27.0	31	11	11	5	1	6	0	29	1	0	.277

Results and Boxscores

2020 AMERICAN LEAGUE DIVISION SERIES

The A's faced division rival Houston in their first neutral-site postseason series at Dodger Stadium, but lost the American League Division Series three games to one. Each team hit 12 home runs in the four-game series as the A's set franchise record for home runs hit and home runs allowed in a postseason series. The pitching staff compiled a 7.46 ERA, which was the A's highest in a postseason series of more than one game. Marcus Semien hit .533 and had a .611 on-base percentage, which set an Athletics record for highest on-base percentage in a single postseason series.

The A's took a 3-0 lead in Game 1 on a two-run home run by Kris Davis in the second inning and a solo home run by Sean Murphy in the third but would go on to lose 10-5. Oakland starter Chris Bassitt allowed three runs in the fourth and J.B. Wendelken was charged with the blown save and loss when he surrendered four unearned runs in the fifth. The A's again scored first in Game 2 on a solo home run by Davis but Sean Manaea allowed four runs in 4.1 innings in the A's 5-2 loss. Oakland's lone win came in Game 3 when they tied an Athletics postseason record with five home runs en route to a 9-7 win. The A's took a 4-2 lead into the bottom of the fifth but the Astros scored five times, including twice off Oakland starter Jesús Luzardo. Chad Pinder then hit a three-run home run in the seventh inning and added a sacrifice fly in the eighth, and Liam Hendriks closed out the game with three scoreless innings of relief for the win. For the fourth time in the series, the A's scored first in Game 4 but would go on to lose, 11-6. Ramón Laureano hit a three-run home run in the second and added a solo shot in the fifth, but Houston scored five times in the fourth off Oakland starter Frankie Montas, and twice each in the fifth, sixth and seventh innings.

FINAL STATISTICS

PLAYER	AVG	G	AB	R	H	TB	2B	3B	HR	RBI	SH	SF	HP	BB	IBB	SO	SB	CS	DP	E	OBP	SLG
Canha, M	.200	4	15	2	3	6	0	0	1	2	0	1	0	0	0	6	0	0	0	0	.188	.400
Davis, K	.250	4	16	2	4	10	0	0	2	3	0	0	1	0	0	8	0	0	0	0	.294	.625
Grossman, R	.300	4	10	2	3	5	2	0	0	0	0	0	0	2	0	2	0	0	0	0	.417	.500
+Heim, J	—	0	0	0	0	0	0	0	0	0	0	0	0	0	0	0	0	0	0	0	—	—
Kemp, T	—	0	0	0	0	0	0	0	0	0	0	0	0	0	0	0	0	0	0	0	—	—
La Stella, T	.313	4	16	2	5	9	1	0	1	2	0	0	1	1	0	1	0	0	1	0	.389	.563
Lamb, J	.000	1	2	0	0	0	0	0	0	0	0	0	0	0	0	1	0	0	1	0	.000	.000
Laureano, R	.200	4	15	3	3	10	1	0	2	4	0	0	0	1	0	3	0	0	1	0	.250	.667
+Murphy, S	.143	4	14	1	2	5	0	0	1	2	0	1	0	0	0	3	0	0	0	1	.133	.357
Olson, M	.214	4	14	4	3	9	0	0	2	2	0	0	0	2	0	4	0	0	1	1	.313	.643
Orf, N	.000	1	0	0	0	0	0	0	0	0	0	0	0	0	0	0	0	0	0	0	.000	.000
Pinder, C	.308	4	13	2	4	11	1	0	2	5	0	1	0	2	0	4	0	0	1	0	.375	.846
Piscotty, S	.250	2	4	0	1	1	0	0	0	0	0	0	0	0	0	0	0	0	0	0	.250	.250
Semien, M	.533	4	15	4	8	11	0	0	1	2	0	0	0	3	0	0	0	0	0	1	.611	.733
Totals	.269	4	134	22	36	77	5	0	12	22	0	3	2	11	0	32	0	0	5	3	.327	.575

PITCHER	W	L	ERA	G	GS	CG	GF	SHO	SV	IP	H	R	ER	HR	HB	BB	IBB	SO	WP	BK	AVG
Bassitt, C	0	0	6.75	1	1	0	0	0	0	4.0	9	3	3	2	0	0	0	4	0	0	.450
Diekman, J	0	0	6.00	3	0	0	0	0	0	3.0	3	2	2	1	1	0	0	4	0	0	.250
Fiers, M	0	0	—	0	0	0	0	0	0	0.0	0	0	0	0	0	0	0	0	0	0	—
Hendriks, L	1	0	0.00	1	0	0	1	0	0	3.0	1	0	0	0	0	0	0	4	0	0	.100
+Luzardo, J	0	0	8.31	1	1	0	0	0	0	4.1	5	4	4	2	0	2	0	2	0	0	.313
Manaea, S	0	1	8.31	1	1	0	0	0	0	4.1	5	4	4	2	0	1	0	2	0	0	.294
McFarland, T	0	0	0.00	2	0	0	2	0	0	2.0	0	0	0	0	0	1	0	2	0	0	.000
Minor, M	0	0	0.00	3	0	0	0	0	0	3.2	2	0	0	0	2	1	0	2	0	0	.182
Montas, F	0	1	12.27	1	1	0	0	0	0	3.2	7	5	5	2	0	1	0	3	0	0	.389
Petit, Y	0	0	18.00	3	0	0	0	0	0	2.0	4	4	4	1	1	1	1	2	0	0	.444
Soria, J	0	0	9.00	2	0	0	0	0	0	2.0	3	2	2	0	0	1	0	0	0	0	.333
Trivino, L	0	0	4.50	3	0	0	1	0	0	2.0	1	1	1	1	1	1	0	2	0	0	.167
+Weems, J	0	0	INF	1	0	0	0	0	0	0	2	2	2	0	0	1	0	0	0	0	1.000
Wendelken, J	0	1	18.00	2	0	0	0	0	0	1.0	4	6	2	1	0	1	0	1	0	0	.500
Totals	1	3	7.46	4	4	0	4	0	0	35.0	46	33	29	12	5	11	1	28	0	0	.322

Results and Boxscores

ATHLETICS ALL-TIME ROSTER

Since moving to Oakland in 1968, a total of 1,077 players have played for the A's. The all-time franchise count is 2,085.

A	Armbruster, Harry 1906	Baumgartner, Stan 1924-26	Boak, Chet 1906
Abad, Andy 2001	Armstrong, George 1946	Baxes, Mike 1956, 58	Boardman, Charlie 1913-14
Abad, Fernando 2014-15	Armstrong, Howard 1911	Baylor, Don 1976, 88	Bocachica, Hiram 2005-07
Abbott, Glenn 1973-76	Arndt, Larry 1989	Beane, Billy 1989	Bochte, Bruce 1984-86
Abbott, Kurt 1993, 98	Arntzen, Ori 1943	Beard, Dave 1980-83	Bodie, Ping 1917
Aber, Al 1957	Arroyo, Fernando 1982, 86	Becker, Rich 1999-00	Boever, Joe 1993
Abernathy, Tal 1942-44	Astroth, Joe 1945-46, 50-56	Beckmann, Bill 1939-42	Bogle, Warren 1968
Accardo, Jeremy 2012	Atherton, Keith 1983-86	Bedrosian, Cam 2021	Bohen, Pat 1913
Acevedo, Domingo 2021-23	Atkins, Tommy 1909-10	Belitz, Todd 2000	Boley, Joe 1927-32
Acosta, Merito 1918	Axford, John 2016-17	Bell, Kevin 1982	Bollweg, Don 1954-55
Acre, Mark 1994-97	Azcue, Joe 1962-63	Bella, Zeke 1959	Bolt, Skye 2019, 21-22
Acton, Garrett 2023		Bellhorn, Mark 1997-98,	Bonner, Frank 1902
Adams, Dick 1947		00-01	Bonser, Boof 2010
Adams, Mike 1978	B	Bender, Chief 1903-14	Boone, Dan 1919
Adams, Willie 1918-19	Babe, Loren 1953	Benson, Vern 1943, 46	Boone, Ray 1959
Adams, Willie 1996-97	Babich, Johnny 1940-41	Benton, Al 1934-35	Bordi, Rich 1980-81, 88
Adkins, Dick 1942	Babitt, Shooty 1981	Berger, Johnny 1922	Bordick, Mike 1990-96
Afenir, Troy 1990-91	Bacon, Eddie 1917	Bernazard, Tony 1987	Bosetti, Rick 1981-82
Aguilar, Jesús 2023	Bagwell, Bill 1925	Bernhard, Bill 1901-02	Bosman, Dick 1975-76
Aker, Jack 1964-68	Bahnsen, Stan 1975-77	Berroa, Geronimo 1994-97	Bostick, Henry 1915
Akerfelds, Darrel 1986	Bailey, Andrew 2009-11	Berry, Charlie 1925,	Bournigal, Rafael 1996-98
Alcántara, Arismendy 2016	Bailey, Gene 1917	34-36, 38	Bourque, Pat 1973-74
Alcántara, Raul 2016-17	Bailey, Homer 2019	Berry, Claude 1906-07	Bowen, Rob 2007-08
Aldrete, Mike 1993-95	Baines, Harold 1990-92	Berry, Joe 1944-46	Bowers, Cedrick 2010
Alexander, Gary 1978	Bair, Doug 1977, 86	Bertoia, Reno 1961	Bowie, Jim 1994
Alexander, Matt 1975-77	Baisley, Jeff 2008	Besse, Herman 1940-43, 46	Bowie, Michah 2002-03
Allen, Austin 2020-22	Baker, Bock 1901	Bethancourt, Christian 2022	Bowles, Charlie 1943, 45
Allen, Bob 1919	Baker, Dusty 1985-86	Bettendorf, Jeff 1984	Bowlin, Weldon 1967
Allen, Brandon 2011-12	Baker, Frank 1908-14	Bevan, Hal 1952, 55	Bowman, Joe 1932
Allen, Dick 1977	Baker, Neal 1927	Biasatti, Hank 1949	Bowsfield, Ted 1963-64
Allen, Nick 2022-23	Baker, Scott 1995	Bigbee, Lyle 1920	Boyd, Bob 1961
Allison, Dana 1991	Baker, Steve 1982-83	Billings, Bruce 2011	Boyer, Clete 1955-57
Almon, Bill 1983-84	Balfour, Grant 2011-13	Binks, George 1947-48	Boyer, Cloyd 1955
Aloonso, Yonder 2016-17	Bando, Chris 1989	Birtas, Tim 1985-86	Boyle, Joe 2023
Alou, Felipe 1970-71	Bando, Sal 1966-76	Bishop, Bill 1921	Braden, Dallas 2007-11
Alou, Jesus 1973-74	Bankston, Everett 1915	Bishop, Charlie 1952-55	Bradford, Bill 1956
Alou, Matty 1972	Bankston, Wes 2008	Bishop, Max 1924-33	Bradford, Chad 2001-04
Alston, Dell 1978	Barbee, Dave 1926	Bitker, Joe 1990	Bradley, Bert 1983
Alusik, George 1962-64	Barna, Babe 1937-38	Black, Don 1943-45	Bradley, Milton 2006-07
Alvarez, R.J. 2015	Barr, Scotty 1908-09	Blackburn, Paul 2017-23	Bradshaw, Dallas 1917
Alyea, Brant 1972	Barrera, Luis 2021-22	Blackley, Travis 2012	Brady, Michael 2017
Ambler, Wayne 1937-39	Barreto, Franklin 2017-20	Blackwell, Ewell 1955	Brancato, Al 1939-41, 45
Ancker, Walter 1915	Barrett, Bill 1921	Blaeholder, George 1935	Branom, Dud 1927
Anderson, Brett 2009-13,	Barrett, Dick 1933	Blair, Buddy 1942	Brant, Marshall 1983
18-19	Barry, Hardin 1912	Blair, Carson 2015	Brazill, Frank 1921-22
Anderson, Bryan 2014-15	Barry, Jack 1908-15	Blake, Ed 1957	Breckinridge, Bill 1929
Anderson, Dwain 1971-72	Barthold, John 1904	Blanchard, Johnny 1965	Breslow, Craig 2009-11
Anderson, Tanner 2019	Bartley, Bill 1906-07	Blanco, Gil 1966	Bressler, Rube 1914-16
Anderson, Walter 1917, 19	Bartling, Irv 1938	Blankenship, Lance 1988-93	Brewer, Billy 1997
Andrews, Elbert 1925	Barton, Daric 2007-14	Blanks, Kyle 2014	Brickley, George 1913
Andrews, Mike 1973	Barton, Harry 1905	Blanton, Joe 2004-08	Bride, Jonah 2022-23
Andrus, Elvis 2021-22	Bass, Norm 1961-63	Blasingame, Don 1966	Briggs, John 1960
Andujar, Joaquin 1986-87	Bassitt, Chris 2015-16, 18-21	Bleday, JJ 2023	Briscoe, John 1991-96
Appier, Kevin 1999-00	Bates, Charlie 1927	Blefary, Curt 1971-72	Brisse, Lou 1947-51
Applegate, Fred 1904	Bates, Ray 1917	Bleich, Jeremy 2018	Brito, Tilson 1997
Archer, Fred 1936-37	Bathe, Bill 1986	Blemker, Jerry 1960	Broberg, Pete 1978
Archer, Jim 1961-62	Batista, Tony 1996-97	Blevins, Jerry 2007-13	Brooks, Aaron 2015, 18-19
Armas, Marcos 1993	Battle, Allen 1996	Blowers, Mike 1998	Brooks, Bobby 1969-72
Armas, Tony 1977-82	Batton, Chris 1976	Blue, Bert 1908	Brosius, Scott 1991-97
	Bauer, Hank 1960-61	Blue, Vida 1969-77	Brothers, Art 1906
	Bauer, Lou 1918		

Brown, Andrew	2007-08	Canha, Mark.....	2015-21	Clement, Ernie.....	2022	Crowell, Cap.....	1915-16
Brown, Boardwalk	1911-14	Canseco, Jose.....	1985-92, 97	Clinton, Lou	1965	Crowson, Woody.....	1945
Brown, Darrell	1982	Canseco, Ozzie	1990	Clippard, Tyler	2015	Cruthers, Press.....	1913-14
Brown, Dee.....	2007	Cantrell, Guy.....	1927	Clyde, Tom	1943	Cruz, Fausto	1994-95
Brown, Emil.....	2008	Capel, Connor	2022-23	Coakley, Andy	1902-06	Cruz, Juan	2005
Brown, Jeremy.....	2006	Carey, Andy.....	1960-61	Cobb, Ty	1927-28	Cullen, Tim	1972
Brown, Jim.....	1916	Carignan, Andrew.....	2011-12	Cochrane, Mickey	1925-33	Culler, Dick	1936
Brown, Larry.....	1971-72	Carr, Charlie.....	1901	Codiroli, Chris	1982-87	Cunningham, Aaron	2008-09
Brown, Norm	1943, 46	Carrasquel, Chico	1958	Coghlan, Chris	2016	Cunningham, Mike.....	1906
Brown, Ollie.....	1972	Carroll, Doc.....	1916	Colangelo, Mike	2002	Curry, Jim	1909
Brown, Seth.....	2019-23	Carroll, Tom	1959	Colavito, Rocky	1964	Cust, Jack	2007-10
Browne, Jerry.....	1992-93	Carson, Matt	2009-10	Colbert, Nate	1976	Cyr, Tyler	2022
Bruce, Lou	1904	Carter, Chris	2010-12	Coleman, Ed	1932-35		
Brucker, Earle.....	1937-40, 43	Carter, Nick.....	1908	Coleman, Joe.....	1942, 46-51, 53		
Brucker, Earle	1948	Carter, Sol	1931	Coleman, Joe.....	1977-78		
Bruggie, Frank.....	1922-24	Carty, Rico	1973, 78	Coleman, Ray	1948	D'Acquisto, John.....	1982
Brugman, Jaycob.....	2017	Casarella, Joe	1934-35	Coleman, Rip.....	1957, 59	Daley, Bud	1958-61
Brumley, Mike.....	1994	Casilla, Santiago	2004-09, 17-18	Collamore, Allan	1911	Daley, Pete.....	1960
Brunet, George.....	1956-57, 59-60	Castellani, Ryan.....	2022	Collins, Allan	1911	Daley, Tom	1913-14
Bryan, Billy.....	1961-66	Caster, George.....	1934-35, 37-40	Collins, Dave.....	1985	Daly, Bert	1903
Bryant, Derek.....	1979			Collins, Eddie.....	1942, 27-30	Damon, Johnny	2001
Buchter, Ryan.....	2018-19	Castiglia, Jim.....	1942	Collins, Jimmy.....	1939, 41-42	Damrau, Harry.....	1915
Buck, Travis.....	2007-10	Castillo, Alberto	2005	Collins, Zip	1907-08	Daney, Art	1928
Budaska, Mark.....	1978, 81	Castro, Angel.....	2015	Collins, Zip	1921	Danforth, Dave.....	1911-12
Bullock, Red.....	1936	Castro, Luis.....	1902	Colón, Bartolo	2012-13	Danner, Buck.....	1915
Burgmeier, Tom	1983-84	Castro, Ramon	2004	Cone, Bob.....	1915	Darling, Ron	1991-95
Burgo, Bill	1943-44	Castro, Simon	2017	Conigliaro, Billy	1973	Davallio, Vic.....	1973-74
Burke, Glenn	1978-79	Cater, Danny	1966-69	Connelly, Bill.....	1945	DaVanon, Jeff.....	2007
Burnette, Wally	1956-58	Caudill, Bill.....	1984, 87	Connelly, Steve	1998	Davidson, Claude.....	1918
Burns, Billy.....	2014-16	Caulfield, Jake.....	1946	Conrad, Brooks	2008	Davidson, Matt.....	2022
Burns, Dennis	1923-24	Causey, Wayne.....	1961-66	Conroy, Bill.....	1935-37	Davies, Chick.....	1914-15
Burns, George.....	1918-20, 29	Ceccarelli, Art.....	1955-56	Conroy, Tim.....	1978, 82-85	Davis, Bob.....	1958, 60
Burns, Joe.....	1944-45	Cepeda, Orlando	1972	Consolo, Billy.....	1962	Davis, Bud.....	1915
Burns, Todd.....	1988-91	Cerv, Bob	1957-60	Conway, Owen.....	1915	Davis, Brad.....	1940-42
Burris, Ray	1984	Céspedes, Yoenis.....	2012-14	Cook, Ryan	2012-15	Davis, Harry.....	1901-11, 13-17
Burroughs, Jeff	1982-84	Cey, Ron	1987	Coombs, Bobby	1933	Davis, Ike.....	2015
Burrows, John	1943	Chafin, Andrew	2021	Coombs, Jack	1906-14	Davis, Khris.....	2016-21
Burrus, Dick.....	1919-20	Chalk, Dave.....	1979	Cooper, Pat	1946-47	Davis, Mike.....	1980-87
Burtschy, Moe.....	1950-51, 54-56	Chant, Charlie.....	1975	Corcoran, Art.....	1915	Davis, Rajai	2008-10, 17
		Chapman, Fred	1939-41	Corsi, Jim	1988-89, 92, 95-96	Davis, Storm.....	1987-89, 93
		Chapman, John	1924			Davis, Tod.....	1949, 51
		Chapman, Matt.....	2017-21			Davis, Tommy	1970-71
		Chapman, Sam	1938-41, 45-51	Cosey, Ray.....	1980	Dawley, Bill.....	1989
		Charles, Ed.....	1962-67	Cotton, Jharel.....	2016-17	Dean, Chubby	1936-41
		Chavarria, Ossie.....	1966-67	Cottrell, Ensign.....	1913	Decker, Jaff.....	2017
		Chavez, Eric	1998-2010	Coughtry, Marlan.....	1962	DeJesus, David.....	2011
		Chavez, Jesse	2012-15	Coulombe, Daniel.....	2015-18	Del Greco, Bobby.....	1961-63
		Chiti, Harry	1958-60	Courtney, Clint.....	1961	De Los Santos, Fautino	2011-12
		Chitren, Steve	1990-91	Coveleski, Stan.....	1912	Delsing, Jim.....	1960
		Choice, Michael.....	2013	Covington, Wes	1961	DeMaestri, Joe.....	1953-59
		Chouinard, Bobby.....	1996	Cowgill, Collin	2012	DeMars, Billy	1948
		Christenson, Ryan.....	1998-01	Cox, Glenn	1955-58	Denorfia, Chris	2008-09
		Christopher, Russ.....	1942-47	Cox, Jeff.....	1980-81	Derrick, Claud	1910-12
		Cias, Darryl.....	1983	Coyne, Toots.....	1914	Derry, Russ	1946
		Cicero, Joe	1945	Crabb, Roy.....	1912	Desautels, Gene	1946
		Cihocki, Ed.....	1932-33	Craddock, Walt.....	1955-56, 58	DeShong, Jimmie.....	1932
		Cimoli, Gino	1962-64	Craig, George.....	1907	Detwiler, Ross.....	2016
		Ciola, Lou	1943	Cramer, Bobby.....	2010-11	Devine, Joey.....	2008, 11
		Cipriani, Frank	1961	Cramer, Doc.....	1929-35	Diaz, Aledmys.....	2023
		Cissell, Bill.....	1937	Crane, Sam	1914-16	Diaz, Jordan.....	2022-23
		Clark, Allie.....	1951-53	Crawford, Willie	1977	Dickson, Jim	1965-66
		Clark, Doug.....	2006	Crimian, Jack.....	1956	Dickson, Murry.....	1958-59
		Clark, Jermaine.....	2005	Crisp, Coco	2010-16	Diekman, Jake	2019-21
		Clark, Ron.....	1971-72	Cronin, Jim.....	1929	Dietrich, Bill.....	1933-36, 47-48
		Claset, Gowell.....	1933	Crosby, Bobby	2003-09	Dillinger, Bob	1950
				Cross, Lave.....	1901-05	Diloné, Miguel.....	1978-79
				Cross, Monte.....	1902-07	DiNardo, Lenny.....	2007-08

Ditmar, Art..... 1954-56, 61-62
 Divis, Moxie..... 1916
 Dixon, Sonny..... 1954-55
 Dobson, Chuck 1966-71, 73
 Dolan, Joe 1901
 Donahue, Pat..... 1910
 Donaldson, John 1966-70,
 74
 Donaldson, Josh... 2010, 12-14
 Doolittle, Sean..... 2012-17
 Dotel, Octavio..... 2004-05
 Doubront, Felix..... 2015
 Dougherty, Jim..... 1998
 Dowd, Snooks..... 1919
 Downing, Al..... 1970
 Downs, Kelly..... 1992-93
 Doyle, Brian..... 1981
 Doyle, Carl..... 1935-36
 Dozier, Tom..... 1986
 Drabowsky, Moe..... 1962-65
 Drake, Larry..... 1945
 Dressendorfer, Kirk..... 1991
 Drew, Stephen..... 2012
 Driscoll, Jim..... 1970
 Driscoll, Michael..... 1916
 Drumright, Keith..... 1981
 Duchscherer, Justin... 2003-08,
 10
 Duckworth, Jim..... 1966
 Dugan, Joe..... 1917-21
 Duggeby, Bill..... 1902
 Duliba, Bob..... 1967
 Dull, Ryan..... 2015-19
 Duncan, Dave..... 1964, 67-72
 Duncan, Taylor..... 1978
 Dunn, Adam..... 2014
 Dunning, Steve..... 1977
 Durazo, Erubiel..... 2003-05
 Duren, Ryne..... 1957
 Durham, Ray..... 2002
 Duser, Carl..... 1956, 58
 Dye, Jermaine..... 2001-04
 Dygett, Jimmy..... 1905-10
 Dykes, Jimmie..... 1918-32

E
 Earnshaw, George..... 1928-33
 Easterling, Paul..... 1938
 Eaves, Vallie..... 1935
 Eccles, Harry..... 1915
 Eckersley, Dennis..... 1987-95
 Eckert, Charlie..... 1919-20, 22
 Eddy, Chris..... 1995
 Edgerton, Bill..... 1966-67
 Edwards, Doc..... 1963-65
 Edwards, Mike..... 1978-80
 Edwards, Mike..... 2003
 Edwards, Ralph..... 1915
 Egan, Ben..... 1908, 12
 Ehmke, Howard..... 1926-30
 Eibner, Brett..... 2016
 Elliott, Randy..... 1980
 Ellis, Dock..... 1977
 Ellis, Mark..... 2002-03, 05-11
 Ely, Bones..... 1901
 Embree, Alan..... 2007-08
 Emerson, Chester..... 1911-12

Engle, Charlie..... 1925-26
 Epps, Hal..... 1944
 Epstein, Mike..... 1971-72
 Ercog, Lucas..... 2023
 Eschen, Larry..... 1942
 Esposito, Sammy..... 1963
 Essagian, Chuck..... 1961, 63
 Essian, Jim..... 1978-80, 84
 Estalella, Bobby.... 1943-45, 49
 Estes, Joey..... 2023
 Estrada, Marco..... 2019
 Etherton, Seth..... 2005
 Etten, Nick..... 1938-39
 Eveland, Dana..... 2008-09
 Everidge, Tommy..... 2009
 Ewoldt, Art..... 1919

F
 Fagan, Everett..... 1943, 46
 Fahey, Frank..... 1918
 Fahey, Howard..... 1912
 Fain, Ferris..... 1947-52
 Fairbank, Jim..... 1903-04
 Fairly, Ron..... 1976
 Falkenberg, Cy..... 1917
 Familia, Jeurys..... 2018, 23
 Fanovich, Frank..... 1953
 Farmer, Ed..... 1983
 Fasano, Sal..... 2000-01
 Fazio, Ernie..... 1966
 Felipe, Angel..... 2023
 Feliz, Michael..... 2021
 Fermin, Ramon..... 1995
 Fernandez, Frank..... 1970-71
 Ferrazzi, Bill..... 1935
 Ferrick, Tom..... 1941
 Fetzters, Mike..... 1998
 Fetzter, Willy..... 1906
 Fiers, Mike..... 2018-21
 Figueroa, Ed..... 1981
 Figueroa, Pedro..... 2012-13
 Fikac, Jeremy..... 2003
 Files, Eddie..... 1908
 Fillingim, Dana..... 1915
 Fingers, Rollie..... 1968-76
 Finigan, Jim..... 1954-56
 Fink, Herman..... 1935-37
 Finney, Lou..... 1931, 33-39
 Fiorentino, Jeff..... 2008
 Fischer, Bill..... 1961-63
 Flater, Jack..... 1908
 Fletcher, Paul..... 1996
 Flick, Elmer..... 1902
 Flick, Lew..... 1943-44
 Flohr, Mort..... 1934
 Flores, Jesse..... 1943-47
 Flores, Jose..... 2002
 Flores, Ron..... 2005-07
 Flythe, Stu..... 1936
 Foiles, Hank..... 1960
 Font, Wilmer..... 2018
 Fosse, Ray..... 1973-75
 Foulke, Keith..... 2003, 08
 Fowler, Dick..... 1941-42, 45-52
 Fowler, Dustin..... 2018
 Fox, Eric..... 1992-94
 Fox, Jack..... 1908

Fox, Jake..... 2010
 Fox, Nellie..... 1947-49
 Foxx, Jimmie..... 1925-35
 Francis, Jeff..... 2014
 Francona, Tito..... 1969-70
 Franks, Herman..... 1947-48
 Fraser, Chick..... 1901
 Freeman, Harvey..... 1921
 Freeman, Mark..... 1959
 Freiman, Nate..... 2013-14
 Freitas, Tony..... 1932-33
 French, Pat..... 1917
 French, Walter..... 1923, 25-29
 Fricano, Marion..... 1952-55
 Fritz, Charlie..... 1907
 Fritz, Harry..... 1913
 Fuentes, Brian..... 2011-12
 Fuentes, Tito..... 1978
 Fuhrman, Ollie..... 1922
 Fujinami, Shintaro..... 2023
 Fuld, Sam..... 2014-15
 Fulghum, Dot..... 1921
 Fultz, Dave..... 1901-02
 Furmaniak, J.J..... 2007
 Fyhrle, Mike..... 2001-02

G
 Galan, Augie..... 1949
 Gallagher, Sean..... 2008-09
 Gallego, Mike..... 1985-91, 95
 Galloway, Chick..... 1919-27
 Ganley, Bob..... 1909
 Gant, Ron..... 2001, 03
 Gantenbein, Joe..... 1939-40
 Garbark, Bob..... 1944
 Garcia, Aramis..... 2021
 Garcia, Dermis..... 2022
 Garcia, Rico..... 2023
 Garciparrá, Nomar..... 2009
 Gardner, Larry..... 1918
 Gardner, Rob..... 1971, 73
 Garneau, Dustin..... 2017, 19
 Garner, Phil..... 1973-76
 Garrett, Adrian..... 1971-72
 Garrison, Ford..... 1944-46
 Garrison, Webster..... 1996
 Garver, Ned..... 1957-60
 Gassaway, Charlie..... 1945
 Gates, Brent..... 1993-96
 Gaudin, Chad..... 2006-08, 10
 Gautreau, Doc..... 1925
 Gearrin, Cory..... 2018
 Geary, Bob..... 1918-19
 Geier, Phil..... 1901
 Gelof, Zack..... 2023
 Gentile, Jim..... 1964-65
 Gentry, Craig..... 2014-15
 George, Alex..... 1955
 George, Greek..... 1945
 Gerkin, Steve..... 1945
 German, Esteban..... 2002-04
 Giambi, Jason..... 1995-01, 09
 Giambi, Jeremy..... 2000-02
 Gibson, Charlie..... 1924
 Giebel, Joe..... 1913
 Giel, Paul..... 1961
 Giese, Dan..... 2009

Giggie, Bob..... 1960, 62
 Ginsberg, Joe..... 1956
 Ginter, Keith..... 2005
 Giordano, Tommy..... 1953
 Giusti, Dave..... 1977
 Glass, Tom..... 1925
 Glynn, Ryan..... 2005
 Goodfrey, Graham..... 2011-12
 Gomes, Jonny..... 2012, 14
 Gomes, Yan..... 2021
 Gonzalez, Carlos..... 2008
 Gonzalez, Edgar..... 2009
 Gonzalez, Gio..... 2008-11
 Gonzalez, Orlando..... 1980
 Gooch, Lee..... 1917
 Goodwin, Danny..... 1982
 Gorman, Tom..... 1955-59
 Gosger, Jim..... 1966-68
 Gossage, Rich..... 1992-93
 Gossett, Daniel..... 2017-18
 Grabarkewitz, Billy..... 1975
 Grabowski, Jason..... 2002-03
 Grant, Milt..... 1957-58
 Grant, Mudcat..... 1970-71
 Graveman, Kendall.... 2015-18
 Gray, Dolly..... 1924-27
 Gray, Jeff..... 2008-09
 Gray, Johnny..... 1954-55
 Gray, Sonny..... 2013-17
 Green, Dick..... 1963-74
 Green, Grant..... 2013
 Green, Joe..... 1924
 Gregerson, Luke..... 2014
 Gregg, Veane..... 1918
 Grevell, Bill..... 1919
 Grieve, Ben..... 1997-00
 Griffeth, Lee..... 1946
 Griffin, A.J..... 2012-13
 Griffin, Alfredo..... 1985-87
 Griffin, Ivy..... 1919-21
 Griffin, Pug..... 1917
 Grilli, Guido..... 1966
 Grim, Bob..... 1958-59, 62
 Grimes, Oscar..... 1946
 Grimm, Charlie..... 1916
 Grimm, Justin..... 2022
 Groh, Lew..... 1919
 Groh, Buddy..... 1996-99
 Gross, Gabe..... 2010
 Gross, Wayne..... 1976-83, 86
 Grossman, Robbie..... 2019-20
 Groth, Johnny..... 1956-57
 Grove, Lefty..... 1925-33
 Grover, Roy..... 1916-17, 19
 Grunwald, Al..... 1959
 Grzenda, Joe..... 1964, 66
 Guduan, Reymin..... 2021
 Guerra, Deolis..... 2021
 Guerra, Mike..... 1947-50
 Guerrero, Mario..... 1978-80
 Guillen, Jose..... 2003
 Guintini, Ben..... 1950
 Gumpert, Randy..... 1936-38
 Guthrie, Mark..... 2001
 Guzman, Johnny..... 1991-92

H

Haas, Bruno..... 1915
 Haas, Moose..... 1986-87
 Haas, Mule..... 1928-32, 38
 Hadley, Bump..... 1941
 Hadley, Kent..... 1958-59
 Haeffner, Bill..... 1915
 Hahn, Jesse..... 2015-17
 Hairston, Scott..... 2009
 Halama, John..... 2003
 Hale, Sammy..... 1923-29
 Haley, Ray..... 1916-17
 Hall, Dick..... 1960
 Hall, Irv..... 1943-46
 Halsey, Brad..... 2006
 Hamilton, Dave..... 1972-75, 79-80
 Hamilton, Tom..... 1952-53
 Hamlin, Ken..... 1960
 Hamlin, Luke..... 1944
 Hammel, Jason..... 2014
 Hammond, Chris..... 2004
 Hammer, Granny..... 1962
 Hancken, Buddy..... 1940
 Hancock, Garry..... 1983-84
 Handley, Gene..... 1946-47
 Handrahan, Vern..... 1964, 66
 Haney, Larry 1969-70, 72-76
 Hankins, Jay..... 1961, 63
 Hanna, Preston..... 1982
 Hannahan, Jack..... 2007-09
 Hannifin, Jack..... 1906
 Harang, Aaron..... 2002-03
 Harden, Rich..... 2003-08, 11
 Haren, Dan..... 2005-07
 Harikkala, Tim..... 2005
 Harkey, Mike..... 1995
 Harper, Brian..... 1987, 95
 Harper, Jack..... 1915
 Harper, Tommy..... 1975
 Harrell, Slim..... 1912
 Harrelson, Ken..... 1963-67
 Harrington, Bill..... 1953, 55-56
 Harris, Bob..... 1942
 Harris, Bubba..... 1948-49, 51
 Harris, Hogan..... 2023
 Harris, Lum..... 1941-44, 46
 Harris, Reggie..... 1990-91
 Harris, Spencer..... 1930
 Harrison, Josh..... 2021
 Harrison, Tom..... 1965
 Harriss, Slim..... 1920-26
 Hartsel, Topsy..... 1902-11
 Harville, Chad..... 1999, 01, 03-04

Hassey, Ron..... 1988-90
 Hassler, Joe..... 1928-29
 Hasson, Gene..... 1937-38
 Hasty, Bob..... 1919-24
 Hatcher, Chris..... 2017-18
 Hatteberg, Scott..... 2002-05
 Haight, Gary..... 1997
 Hauser, Joe..... 1922-24, 26, 28
 Hausmann, Clem..... 1949
 Hawkins, Andy..... 1991
 Hayden, Jack..... 1901
 Hayes, Frankie..... 1933-34, 36-42, 44-45
 Haynes, Jimmy..... 1997-99
 Healy, Ryon..... 2016-17
 Healy, Thomas..... 1915-16
 Heath, Mike..... 1979-85
 Heaverlo, Dave..... 1978-79, 81
 Heffner, Don..... 1943
 Hegan, Mike..... 1971-73
 Heim, Jonah..... 2020
 Heimach, Fred..... 1920-26
 Heimueller, Gorman..... 1983-84
 Heitmuller, Heinie..... 1909-10
 Held, Woodie..... 1957-58
 Helfand, Eric..... 1993-95
 Hemond, Scott..... 1989-94
 Henderson, Dave..... 1988-93
 Henderson, Rickey..... 1979-84, 89-95, 98
 Henderson, Steve..... 1985-87
 Hendrick, George..... 1971-72
 Hendriks, Liam..... 2016-20
 Henley, Weldon..... 1903-05
 Herbert, Ray..... 1955, 58-61
 Heredia, Gil..... 1998-01
 Hermdia, Jeremy..... 2010
 Hernandez, Fernando..... 2008
 Hernandez, Ramon..... 1999-03
 Herrera, Jose..... 1995-96
 Herriage, Troy..... 1956
 Herrmann, Chris..... 2019
 Hershberger, Mike..... 1965-69
 Herzog, Whitey..... 1958-60
 Hesselbacher, George..... 1916
 Heusser, Ed..... 1940
 Heving, Johnnie..... 1931-32
 Hickman, Jesse..... 1965-66
 Hicks, Brandon..... 2012
 Higgins, Pinky..... 1930, 33-36
 High, Charlie..... 1919-20
 Hiljusz, Erik..... 2001-02
 Hill, Dave..... 1957
 Hill, Donnie..... 1983-86
 Hill, Jesse..... 1937

Hill, Red..... 1917
 Hill, Rich..... 2016
 Hillegas, Shawn..... 1992-93
 Hilley, Ed..... 1903
 Hinch, A.J..... 1998-00
 Hitchcock, Billy..... 1950-52
 Hoffman, Danny..... 1903-06
 Hogan, Willie..... 1911
 Holborow, Wally..... 1948
 Holliday, Matt..... 2009
 Holmes, Chick..... 1918
 Holmes, Jim..... 1906
 Holt, Jim..... 1974-76
 Holt, Red..... 1925
 Holtz, Mike..... 2002
 Holtzman, Ken..... 1972-75
 Holzemer, Mark..... 1998
 Honeycutt, Rick..... 1987-93, 95
 Hooks, Alex..... 1935
 Hooper, Bob..... 1950-52
 Hooten, Leon..... 1974
 Hope, Sam..... 1907
 Hopkins, Don..... 1975-76
 Horlen, Joe..... 1972
 Horsman, Vince..... 1992-94
 Horton, Willie..... 1978
 Hosley, Tim..... 1973-74, 76-78, 81
 Host, Gene..... 1957
 Houck, Byron..... 1912-14
 House, Frank..... 1958-59
 Houser, Ben..... 1910
 Hovley, Steve..... 1970-71
 Howard, Steve..... 1990
 Howell, Jay..... 1985-87
 Howitt, Dann..... 1989-92
 Howser, Dick..... 1961-63
 Hoyle, Tex..... 1952
 Hoyt, Waite..... 1931
 Hubbard, Glenn..... 1988-89
 Huckleberry, Earl..... 1935
 Hudgens, Dave..... 1983-83
 Hudson, Tim..... 1999-04
 Hughes, Luke..... 2012
 Hulvey, Hank..... 1923
 Hundley, Nick..... 2019
 Hunter, Billy..... 1957-58
 Hunter, Catfish..... 1965-74
 Husta, Carl..... 1925
 Husting, Bert..... 1902
 Huston, Warren..... 1937

I

Inge, Brandon..... 2012
 Irvin, Cole..... 2021-22

Isringhausen, Jason..... 1999-01
 Iwamura, Aki..... 2010

J

Jablonski, Ray..... 1959-60
 Jackson, Conor..... 2010-11
 Jackson, Drew..... 2022
 Jackson, Edwin..... 2018
 Jackson, Joe..... 1908-09
 Jackson, Reggie..... 1967-75, 87
 Zach Jackson..... 2022-23
 Jacobs, Spook..... 1954-56
 Jacobson, Baby Doll..... 1927
 Jacoby, Brook..... 1991
 Jaha, John..... 1999-01
 James, Justin..... 2010
 Jamieson, Charlie..... 1917-18
 Jarvis, Kevin..... 1999
 Jaso, John..... 2013-14
 Javier, Stan..... 1986-90, 94-95
 Jefferies, Daulton..... 2020-22
 Jenkins, Tom..... 1926
 Jennings, Doug..... 1988-91
 Jennings, Robin..... 2001
 Jensen, Willie..... 1914
 Jimenez, D'Angelo..... 2006
 Jiménez, Dany..... 2022-23
 Jimenez, Manny..... 1962-64, 66
 Jimenez, Miguel..... 1993-94
 John, Tommy..... 1985
 Johns, Doug..... 1995-96
 Johnson, Bill..... 1916-17
 Johnson, Bob..... 1933-42
 Johnson, Bob..... 1960, 69-70
 Johnson, Cliff..... 1981-82
 Johnson, Dan..... 2005-08
 Johnson, Dane..... 1997
 Johnson, Deron..... 1961-62, 73-74
 Johnson, Hank..... 1936
 Johnson, Jim..... 2014
 Johnson, Jing..... 1916-17, 19, 27-28
 Johnson, John Henry..... 1978-79
 Johnson, Ken..... 1958-61
 Johnson, Mark..... 2003
 Johnson, Paul..... 1920-21
 Johnson, Rankin..... 1941
 Johnson, Roy..... 1918
 Johnson, Stan..... 1961
 Johnson, Walt..... 1917
 Johnston, Doc..... 1922
 Johnstone, Jay..... 1973

THE MONTE MOORE AWARD

The Monte Moore Award was established in 2021 to celebrate an individual for excellence in broadcasting Athletics games. The award is named after the inaugural recipient, Monte Moore, who called A's games on radio from 1962-77 and television from 1968-80 and 1988-92.

2021 Monte Moore
 2022 Ray Fosse

Johnstone, John 1997
 Jones, Doug 1999-00
 Jones, Gordon 1962
 Jones, Jeff 1980-84
 Jones, John 1923, 32
 Jones, Marcus 2000
 Joost, Eddie 1947-54
 Jorgensen, Mike 1977
 Jose, Felix 1988-90
 Joseph, Corban 2019
 Joseph, Rick 1964
 Joyce, Bob 1939
 Joyce, Dick 1965
 Joyce, Matt 2017-18
 Jurak, Ed 1988
 Justice, David 2002

K

Ka'aihue, Kila 2012
 Kaiser, Jeff 1985
 Kalahan, John 1903
 Kalfass, Bill 1937
 Kaprielian, James 2020-23
 Karros, Eric 2004
 Karsay, Steve 1993-94, 97, 06
 Kazmir, Scott 2014-15
 Kearney, Bob 1981-83
 Kearns, Teddy 1920
 Keefe, Dave 1917, 19-21
 Keegan, Ed 1921
 Keen, Vic 1918
 Keesey, Jim 1925, 30
 Keisler, Randy 2006
 Kell, George 1943-46
 Kell, Skeeter 1952
 Kellett, Al 1923
 Kelley, Harry 1936-38
 Kelley, Shawn 2018
 Kellner, Alex 1948-58
 Kellner, Walt 1952-53
 Kellogg, Al 1908
 Kelly, Bill 1920
 Kelly, Ren 1923
 Kemp, Tony 2020-23
 Kendall, Jason 2005-07
 Kenna, Ed 1902
 Kennedy, Adam 2009
 Kennedy, Joe 2005-07
 Keough, Joe 1968
 Keough, Matt 1977-83
 Keriazakos, Gus 1955
 Kern, Bill 1962
 Ketchum, Fred 1901
 Ketchum, Gus 1922
 Kiefer, Steve 1984-85
 Kiekhefer, Dean 2018
 Kiely, Bobby 2004-07
 Kiely, Leo 1960
 Kilby, Brad 2009-10
 Kilkenny, Mike 1972-72
 Killeen, Evans 1959
 King, Lee 1916
 Kingery, Mike 1992
 Kingman, Brian 1979-82
 Kingman, Dave 1984-86
 Kinney, Dennis 1982
 Kinney, Walt 1919-20, 23

Kircher, Mike 1919
 Kirk, Bill 1961
 Kirk, Tom 1947
 Kish, Ernie 1945
 Klein, Lou 1951
 Klieman, Ed 1950
 Klmchcock, Lou 1958-61
 Klimkowski, Ron 1971
 Kline, Bob 1934
 Klink, Joe 1990-91
 Klutts, Mickey 1979-82
 Knerr, Lou 1945-46
 Knickerbocker, Austin 1947
 Knickerbocker, Bill 1942
 Knight, John 1905-07
 Knott, Jack 1941-42, 46
 Knowles, Darold 1971-74
 Knowlson, Tom 1915
 Knowlton, Bill 1920
 Koch, Billy 2002
 Koenig, Jared 2022
 Kolarek, Adam 2021-22
 Kolloway, Don 1953
 Komine, Shane 2006-07
 Komminsk, Brad 1991
 Konopka, Bruce 1942-43, 46
 Koonce, Graham 2003
 Kopf, Larry 1914-15
 Kopp, Merlin 1918-19
 Kotsay, Mark 2004-07
 Kottaras, George 2012
 Kouzmanoff, Kevin 2010-11
 Kozma, Pete 2021
 Krause, Harry 1908-12
 Krausse, Lew 1931-32
 Krausse, Lew 1961, 64-69
 Kravitz, Danny 1960
 Kreevich, Mike 1942
 Kretlow, Lou 1956
 Krueger, Bill 1983-87
 Kryhoski, Dick 1955
 Kubiak, Ted 1967-69, 72-75
 Kubinski, Tim 1997, 99
 Kucab, Johnny 1950-52
 Kucks, Johnny 1959-60
 Kuczynski, Bert 1943
 Kull, John 1909
 Kume, Mike 1955
 Kunkel, Bill 1961-62
 Kutyna, Marty 1959-60

L

Laabs, Chet 1947
 Lacey, Bob 1977-80
 Lachemann, Marcel 1969-71
 Lachemann, Rene 1965-66, 68
 Ladendorff, Tyler 2015-16
 Lagger, Ed 1934
 Lajoie, Nap 1901-02, 15-16
 Lamar, Bill 1924-27
 Lambo, Andrew 2016
 LaMarre, Ryan 2017
 Lamb, Jake 2020
 Lamp, Dennis 1987
 Landis, Bill 1963
 Landis, Jim 1965

Langeliers, Shea 2022-23
 Langerhans, Ryan 2007
 Langford, Rick 1977-86
 Lanning, Red 1916
 Lansford, Carney 1983-92
 Lapp, Jack 1908-15
 Larish, Jeff 2010
 Larkin, Ed 1909
 Larsen, Don 1960-61
 LaRoche, Andy 2011
 LaRussa, Tony 1963, 68-71
 Lasorda, Tommy 1956
 La Stella, Tommy 2020
 Lau, Charlie 1963-64
 Lauder, Billy 1901
 Laureano, Ramón 2018-23
 Lauzerique, George 1967-69
 Lavan, Doc 1913
 Lavarnway, Ryan 2017
 Lavelle, Gary 1987
 Law, Vance 1991
 Lawrie, Brett 2015
 Lawry, Otis 1916-17
 Laxton, Brett 1999
 Leahy, Tom 1901
 Lear, Fred 1915
 LeBourveau, Bevo 1929
 Lehner, Paul 1950-51
 Lehr, Justin 2004
 Leiper, Dave 1984, 86-87, 94-95
 Leitner, Dummy 1901
 LeMaster, Johnnie 1987
 Lemoine, Jake 2022
 Lennon, Patrick 1997
 Lennox, Ed 1906
 Leon, Arnold 2015
 Leonard, Elmer 1911
 Leovich, John 1941
 Leshner, Brian 1996-98
 Lester, Jon 2014
 Lewis, Allan 1967-70, 72-73
 Lewis, Colby 2007
 Lewis, Darren 1990
 Lewis, Richie 1997
 Lidle, Cory 2001-02
 Lieber, Dutch 1935-36
 Lieberhardt, Glenn 1930
 Lillard, Bill 1939-40
 Lilly, Ted 2002-03
 Limmer, Lou 1951, 54
 Lindblad, Paul 1965-71, 73-76
 Lindblom, Josh 2014
 Lindemann, Bob 1901
 Lindstrom, Axel 1916
 Lintz, Larry 1976-77
 Lisenbee, Hod 1936
 Littrell, Jack 1952, 54-55
 Livingston, Paddy 1909-11
 Loaiza, Esteban 2006-07
 Lochhead, Harry 1901
 Locker, Bob 1970-72
 Lockwood, Skip 1965
 Lodigiani, Dario 1938-40
 Logue, Zach 2022
 Long, Lep 1911

Long, Terrence 2000-03
 Long, Sam 2023
 Loos, Pete 1901
 Lopes, Christian 2022
 Lopes, Davey 1982-84
 Lopez, Hector 1955-59
 Lord, Bris 1905-07, 10-12
 Lorraine, Andrew 1997
 Lovelady, Richard 2023
 Lovrich, Pete 1963
 Lovullo, Tony 1996
 Lowrie, Jed 2013-14, 16-18, 21-22
 Lowry, Sam 1942-43
 Luby, Hal 1936
 Lucas, Jason 2023
 Lucas, Easton 2018
 Lucas, Jonathan 2018
 Ludwick, Eric 1997
 Lugo, Rudy 2007
 Lumpe, Jerry 1959-63
 Luzardo, Jesús 2019-21
 Lydy, Scott 1993
 Lysander, Rick 1980

M

Maas, Duke 1958
 Mabry, John 2002
 Macfarlane, Mike 1998-99
 Machin, Vimal 2020-22
 Mack, Earle 1910-11, 14
 Mack, Shane 1998
 Mackenzie, Eric 1955
 Mackenzie, Gordon 1961
 Mackiewicz, Felix 1941-43
 MacKinnon, David 2022
 MacKinnon, John 1953
 Madjeski, Ed 1932-34
 Madson, Ryan 2016-17
 Magadan, Dave 1997-98
 Maggert, Harl 1912
 Magnante, Mike 2000-02
 Magnuson, Trystan 2011
 Mahaffey, Roy 1930-35
 Mahay, Ron 1999-00
 Mahon, Al 1930
 Mailho, Emil 1936
 Mains, Jim 1943
 Majeski, Hank 1946-49, 51-52
 Mallonee, Ben 1921
 Mallory, Sheldon 1977
 Malone, Lew 1915-16
 Manaea, Sean 2016-21
 Mangual, Angel 1971-76
 Manrique, Fred 1991
 Manush, Frank 1908
 Marchildon, Phil 1940-42, 45-49
 Marcum, Johnny 1933-35
 Maris, Roger 1958-59
 Markel, Parker 2022
 Markland, Gene 1950
 Marquez, Gonzalo 1972-73
 Marshall, Jay 2007, 09
 Marte, Starling 2021
 Martin, Billy 1957

Martin, Cody.....	2015	McKinney, Bob.....	1901	Mondou, Nate.....	2022	Nelson, Gene.....	1987-92
Martin, Doc.....	1908, 11-12	McKinney, Rich.....	1973-75, 77	Montas, Frankie.....	2017-22	Nelson, Lynn.....	1937-39
Martin, Morrie.....	1951-54	McLain, Denny.....	1972	Monteagudo, Aurelio.....	1963-66	Nelson, Rob.....	1986-87
Martin, Pat.....	1919-20	McLaughlin, Bo.....	1981-82	Montgomery, Steve.....	1996-97	Neshek, Pat.....	2012-13
Martínez, Adrián.....	2022-23	McLaughlin, Pat.....	1940	Montz, Luke.....	2013	Nettles, Jim.....	1981
Martínez, Hector.....	1962-63	McLemore, Mark.....	2004	Mooneyham, Bill.....	1986	Neu, Mike.....	2003
Martínez, Marty.....	1972	McMahan, Jack.....	1956	Moore, Ferdie.....	1914	Neuse, Sheldon.....	2019, 22
Martínez, Ted.....	1975	McManus, Jim.....	1960	Moore, Jimmy.....	1930-31	Newcomb, Sean.....	2023
Martini, Nick.....	2018-19	McMichael, Greg.....	1999	Moore, Kelvin.....	1981-83	Newman, Jeff.....	1976-82
Martini, Wedo.....	1935	McMillon, Billy.....	2001, 03-04	Moore, Kerwin.....	1996	Newsom, Bob.....	1944-46,
Martyn, Bob.....	1957-59	McNairy, Eric.....	1929-35, 42	Moore, Mike.....	1989-92		52-53
Mashore, Damon.....	1996-97	McNamara, Bob.....	1939	Moore, Roy.....	1920-22	Newsome, Skeeter.....	1935-39
Masters, Walt.....	1939	McNealy, Rusty.....	1983	Morales, Jose.....	1973	Nicholls, Simon.....	1906-09
Matarazzo, Len.....	1952	McNulty, Bill.....	1969, 72	Morales, Kendrys.....	2019	Nicholson, Bill.....	1936
Mathes, Joe.....	1912	McPherson, John.....	1901	Moran, Herbie.....	1908	Niemiec, Al.....	1936
Mathews, Nelson.....	1964-65	McQuaig, Jerry.....	1934	Moran, Mitch.....	2021	Noboa, Junior.....	1994
Mathews, T.J.....	1997-01	McQuinn, George.....	1946	Moreland, Dave.....	1913	Noda, Ryan.....	2023
Matos, Francisco.....	1994	Mecir, Jim.....	2000-04	Morgan, Cy.....	1909-12	Nolin, Sean.....	2015
Matsui, Hideki.....	2011	Medich, Doc.....	1977	Morgan, Joe.....	1959	Noonan, Pete.....	1904
Matthews, Wid.....	1923	Medina, Luis.....	2023	Morgan, Joe.....	1984	Norberto, Jordan.....	2011-12
Mattox, Cloy.....	1929	Meehan, Bill.....	1915	Morgan, Mike.....	1978-79	Noren, Irv.....	1957
Matuzak, Harry.....	1934, 36	Meeker, Roy.....	1923-24	Morgan, Tom.....	1957	Norman, Fred.....	1962-63
Mauro, Carmen.....	1953	Melhuse, Adam.....	2003-07	Morris, Doyt.....	1937	Norris, Derek.....	2012-14
Maxvill, Dal.....	1972-75	Melillo, Kevin.....	2007	Morrisette, Bill.....	1915-16	Norris, Mike.....	1975-83, 90
Maxwell, Bert.....	1908	Mellana, Joe.....	1927	Morse, Bud.....	1929	North, Billy.....	1973-78
Maxwell, Bruce.....	2016-18	Meloan, John.....	2009	Mortensen, Clayton.....	2009-10	Nossek, Joe.....	1966-67, 69
May, Trevor.....	2023	Melton, Dave.....	1956, 58	Moscoso, Guillermo.....	2011	Noyes, Win.....	1917, 19
Mayne, Brent.....	1997	Menechino, Frank.....	1999-04	Moses, Wally.....	1935-41,	Nuñez, Edwin.....	1993-94
Mayo, Eddie.....	1943	Mengden, Daniel.....	2016-20		49-51	Nuñez, Renato.....	2016-17
Mazzaro, Vin.....	2009-10	Mercado, Orlando.....	1988	Moss, Brandon.....	2012-14	Nuxhall, Joe.....	1961
McAvoy, Wickey.....	1913-15,	Mercedes, Henry.....	1992-93	Moss, Charlie.....	1934-36		
	17-19	Metro, Charlie.....	1944-45	Mossi, Don.....	1965	O	
McBride, Matt.....	2016	Metzler, Alex.....	1926	Mujica, Edward.....	2015	O'Brien, Charlie.....	1985
McCahan, Bill.....	1946-49	Meyer, Billy.....	1916-17	Mulder, Mark.....	2000-04	O'Donoghue, John.....	1963-65
McCann, Emmett.....	1920-21	Meyer, Bob.....	1964	Muller, Kyle.....	2023	O'Flaherty, Eric.....	2014-15
McCarthy, Brandon.....	2011-12	Meyer, Dan.....	1982-85	Mullin, Jim.....	1904	O'Neill, Harry.....	1922-23
McCarty, David.....	2003	Meyer, Dan.....	2007-08	Munch, Jake.....	1918	O'Neill, Harry.....	1939
McCatty, Steve.....	1977-85	Meyer, Russ.....	1959	Muncy, Max.....	2015-16	Odom, Blue Moon.....	1964-75
McConnell, Sam.....	1915	Meyer, Scott.....	1978	Munoz, Pedro.....	1996	Ogden, Curly.....	1922-24
McCosky, Barney.....	1946-48,	Michaels, Cass.....	1952-53	Munson, Eric.....	2009	Oglesby, Jim.....	1936
	50-51	Miles, Carl.....	1940	Mura, Steve.....	1985	Okajima, Hideki.....	2013
McCovey, Willie.....	1976	Miles, Dee.....	1939-42	Murphy, Danny.....	1902-13	Oldring, Rube.....	1906-16, 18
McCoy, Benny.....	1940-41	Miller, Bing.....	1922-26, 28-34	Murphy, Donnie.....	2007-08	Olivares, Omar.....	1999-00
McCraib, Les.....	1939-42, 50	Miller, Damian.....	2004	Murphy, Dwayne.....	1978-87	Oller, Adam.....	2022-23
McCue, Frank.....	1922	Miller, Jai.....	2011	Murphy, Eddie.....	1912-15	Olson, Matt.....	2016-21
McDermott, Mickey.....	1957,	Miller, Jim.....	2012	Murphy, Mike.....	1916	Ontiveros, Steve.....	1985-88,
	61	Miller, Mason.....	2023	Murphy, Morgan.....	1901		94-95
McDevitt, Danny.....	1962	Miller, Rudy.....	1929	Murphy, Sean.....	2019-22	Oquist, Mike.....	1997-99
McDonald, Hank.....	1931, 33	Milligan, Billy.....	1901	Murray, Joe.....	1950	Orf, Nate.....	2020
McDonald, Jason.....	1997-99	Mills, Bill.....	1944	Murray, Larry.....	1977-79	Orr, Billy.....	1913-14
McDonald, Mickey.....	2022	Mills, Brad.....	2014-15	Murray, Ray.....	1951-53	Ortiz, Jose.....	2000-01
McElwee, Lee.....	1916	Milone, Tommy.....	2012-14	Murton, Matt.....	2008	Ortiz, Roberto.....	1950
McFarland, T.J.....	2020	Mincher, Don.....	1970-72	Myatt, Glenn.....	1920-21	Orwell, Ossie.....	1928-29
McGee, Willie.....	1990	Miner, Ray.....	1921	Myers, Elmer.....	1915-18	Osinski, Dan.....	1962
McGeehan, Conny.....	1903	Minetto, Craig.....	1978-81	Myers, Greg.....	2001-02	Osteen, Darrell.....	1970
McGhee, Bill.....	1944-45	Minor, Mike.....	2020	Myers, Joseph.....	1905	Oster, Bill.....	1954
McGhee, Ed.....	1953-54	Mitchell, Craig.....	1975-77			Otero, Dan.....	2013-15
McGillen, John.....	1944	Mitchell, Fred.....	1902	N		Otto, Dave.....	1987-90
McGowan, Beauty.....	1922-23	Mitchell, Kevin.....	1998	Nabors, Jack.....	1915-17	Outman, Josh.....	2008-09, 11
McGwire, Mark.....	1986-97	Mitchell, Paul.....	1976-77	Nagel, Bill.....	1939	Overton, Dillon.....	2016
McInnis, Stuffy.....	1909-17	Mitterling, Ralph.....	1916	Naktenis, Pete.....	1936	Owchinko, Bob.....	1981-82
McIntyre, Matty.....	1901	Mohler, Mike.....	1993-98	Nash, Jim.....	1966-69	Owens, Jack.....	1935
McKay, Cody.....	2002	Molina, Izzy.....	1996-98	Naylor, Rollie.....	1917, 19-24	Ozmer, Doc.....	1923
McKay, Dave.....	1980-82	Moll, Sam.....	2017, 21-23	Neal, Zach.....	2016-17, 23		
McKay, David.....	2022	Monahan, Rinty.....	1953	Neel, Troy.....	1992-94		
McKeithan, Tim.....	1932-34	Monday, Rick.....	1966-71	Neill, Mike.....	1998	P	
McKinney, Billy.....	2022					Pache, Cristian.....	2022
						Pagan, Emilio.....	2018

Page, Mitchell.....	1977-83	Picciolo, Rob	1977-82, 85	Raether, Hal.....	1954, 57	Rodney, Fernando	2018-19
Page, Sam	1939	Picinich, Val	1916-17	Raines, Tim	1999	Rodriguez, Fernando..	2014-16
Pagliaroni, Jim	1968-69	Pick, Charlie.....	1916	Rainey, Chuck.....	1984	Rodriguez, Henry	2009-10
Paige, Satchel.....	1965	Pickering, Ollie.....	1903-04	Rakow, Ed.....	1961-63	Rodriguez, Rick	1986-87
Palmer, Eddie	1917	Pierce, Tony.....	1967-68	Ramirez, Carlos.....	2018	Rodriguez, Roberto.....	1967, 70
Palmisano, Joe.....	1931	Pierson, William... 1918-19, 24		Ramirez, Edwar	2010		
Panther, Jim.....	1971	Pignatano, Joe	1961	Ramirez, Erasmo	2007	Roettger, Oscar.....	1932
Paquette, Craig.....	1993-95	Pilarick, Al	1956, 61	Ramirez, Milt	1979	Rogers, Kenny	1998-99
Parisse, Tony	1943-44	Pillion, Squiz	1915	Randolph, Willie	1990	Rogers, Tom	1919
Parker, Ace	1937-38	Piña, Horacio.....	1973	Raschi, Vic.....	1955	Roland, Jim	1969-72
Parker, Dave.....	1988-89	Piña, Manny	2023	Rath, Morrie.....	1909-10	Romberger, Dutch	1954
Parker, Jarrod	2012-13	Pinder, Chad	2016-22	Ratliff, Jon	2000	Romo, Sergio.....	2021
Parmelee, Roy	1939	Pinnance, Ed.....	1903	Ray, Carl	1915-16	Rommel, Eddie	1920-32
Parnham, Rube	1916-17	Pippen, Cotton.....	1939	Ready, Randy	1992	Roney, Matt	2006
Parrett, Jeff	1992	Piscotty, Stephen	2018-22	Reames, Britt	2005	Roof, Phil	1966-69
Parrino, Andy	2013-15	Pisoni, Jim	1956-57	Recker, Anthony	2011-12	Rooker, Brent	2023
Parsons, Bill	1974	Pisarski, Gaylen	1974-75	Reddick, Josh	2012-16	Rosales, Adam	2010-13, 17
Pate, Joe	1926-27	Pizarro, Juan	1969	Redman, Mark	2004	Rosar, Buddy	1945-49
Patterson, Daryl	1971	Plank, Eddie	1901-14	Reed, Howie	1958-60	Rosario, Santiago.....	1965
Patterson, Eric.....	2008-10	Plantier, Phil	1996	Reineke, Chad	2009	Rose, Mike	2004
Patterson, Mike.....	1981	Plarski, Don	1955	Reiss, Al	1932	Rosenthal, Larry	1944-45
Patton, Bill	1935	Pless, Rance	1956	Reninger, Jim.....	1938-39	Ross, Buck	1936-41
Patton, Spencer.....	2023	Plouffe, Trevor	2017	Renko, Steve	1978	Ross, Cody	2015
Payamps, Joel.....	2022	Plunk, Eric	1986-89	Renna, Bill	1954-56	Ross, Tyson	2010-12
Payton, Jay.....	2005-06	Polonia, Luis	1987-89	Repoz, Roger	1966-67	Roth, Braggo	1919
Peck, Hal.....	1944-46	Pomeranz, Drew.....	2014-15	Resop, Chris	2013	Rothrock, Jack	1937
Peerson, Jack	1935-36	Poole, Jim	1925-27	Rettig, Otto	1922	Rouse, Mike	2006
Peffer, Monte	1913	Poole, Ray.....	1941, 47	Revenig, Todd	1992	Rowe, Harland	1916
Pena, Carlos	2002	Porter, Bo	2000	Revering, Dave.....	1978-81	Rowland, Chuck	1923
Pena, Orlando	1962-65	Porter, Odie	1902	Reyes, Carlos	1994-97	Roy, Emil	1933
Pena, Roberto	1970	Portocarrero, Arnie.....	1954-57	Reynolds, Tommie	1963-65, 69	Rozek, Dick	1953-54
Pennington, Cliff.....	2008-12	Posada, Leo	1960-62			Rubeling, Al	1940-41
Pennock, Herb	1912-15	Potter, Nels	1938-41, 48	Rhodes, Arthur	2004	Rucinski, Drew	2023
Pepper, Bob	1915	Powell, Boog	2017-18	Rhodes, Gordon	1936	Rudi, Joe	1967-76, 82
Perez, Antonio	2006	Powell, Landon	2009-11	Richards, Paul	1935	Ruiz, Esteury.....	2023
Pérez, Carlos	2023	Power, Vic	1954-58	Richardson, Jack.....	1915-16	Ruiz, Norge	2022
Pérez, Francisco	2023	Powers, Doc	1901-09	Richardson, Ken.....	1942	Rullo, Joe	1943-44
Perez, Marty	1977-78	Powers, Ike.....	1927-28	Richmond, Don.....	1941, 46-47	Russell, Jeff.....	1992
Perkins, Charlie	1930	Prescott, Bobby	1961	Riconda, Harry	1923-24	Russell, Lefty	1910-12
Perkins, Cy.....	1915, 17-30	Pridie, Jason	2015	Rigby, Brad	1997, 99	Rutner, Mickey.....	1947
Perry, Jim	1975	Prieto, Ariel	1995-98, 00	Righetti, Dave	1994	Ryan, Rob	2001
Perry, Scott.....	1918-21	Profar, Jurickson.....	2019	Rijo, Jose	1985-87	Rzeczynski, Marc	2016
Peters, Rick	1983, 86	Pruett, Jim	1944-45	Riles, Ernest	1991		
Peters, Rusty.....	1936-38	Pruitt, Austin.....	2022-23	Rincon, Ricardo.....	2002-05		
Peterson, Jace	2023	Puccinelli, George	1936	Rinker, Bob	1950	Saarloos, Kirk	2004-06, 08
Peterson, Jim	1931, 33	Puk, A.J.	2019, 21-22	Rios, Yacksel	2023	Saenz, Olmedo	1999-02
Peterson, Shane	2013	Punzo, Nick	2014	Ripple, Jimmy	1943	Saffell, Tom	1955
Petit, Gregorio	2008-09	Purcey, David.....	2011	Rivera, Jim	1961	Sain, Johnny	1955
Petit, Yusmeiro	2018-2021	Putnam, Danny	2007	Roark, Tanner	2019	Sakata, Lenn	1986
Pfister, Dan	1961-64			Roberts, Bip	1998	Salmon, Roger	1912
Phegley, Josh	2015-19			Roberts, Ray	1919	Salve, Gus	1908
Phelps, Ken	1989-90			Robertson, Connor	2007	Samardzija, Jeff	2014
Philly, Dave	1951-53			Robertson, Jim	1954-55	Sancoff, Ed	1951
Phillips, Tony	1982-89, 99			Robertson, Sherry	1952	Sanchez, Alejandro.....	1987
Phoenix, Steve	1994-95			Robinson, Bruce	1978	Sanders, John	1965
Piatt, Adam	2000-03			Robinson, Eddie.....	1953, 56	Sanders, Ken	1964, 66, 68
Piatt, Wiley	1901			Robinson, Floyd.....	1968	Sanderson, Scott.....	1990
Piazza, Mike	2007			Rocheftort, Ben.....	1914	Sands, Charlie.....	1975

THE LAST PHILADELPHIA ATHLETIC

As of Jan. 1, 2024, there is one living Philadelphia Athletic, Bobby Shantz. Shantz was born on Sept. 26, 1925 and played for Philadelphia from 1949-54. He was named American League MVP in 1952 after going 24-7 with a 2.48 ERA and 27 complete games in 33 starts. Shantz won 69 games in eight seasons with the A's, including two years in Kansas City from 1955-56. The oldest living Oakland A's player as of Jan. 1 is Felipe Alou, who played for the A's in 1970 and 1971 and was born on May 12, 1935.

Venafro, Mike 2002
 Venditte, Pat 2015
 Vickers, Rube 1907-09
 Virgil, Ozzie 1961
 Vizzaino, Luis 1999-01
 Vogt, Stephen 2013-17, 22
 Voigt, Jack 1998
 Von Ohlen, Dave 1986-87
 Vosberg, Ed 1994
 Voss, Bill 1972

W

Waddell, Rube 1902-07
 Wade, Tyler 2023
 Wagner, Hal 1937-44
 Wagner, Mark 1984
 Wagner, Neil 2011
 Wahl, Bobby 2017
 Wahl, Kermit 1950-51
 Walberg, Rube 1923-33
 Waldichuk, Ken 2022-23
 Walker, Frank 1920-21
 Walker, Jerry 1961-62
 Walker, Johnny 1919-21
 Walker, Tilly 1918-23
 Walker, Todd 2007
 Walker, Tom 1902
 Wallaesa, Jack 1940, 42, 46
 Walling, Denny 1975-76
 Wallis, Joe 1978-79
 Walsh, Jimmy 1912-16
 Walton, Bruce 1991-92
 Wambsgans, Bill 1926
 Wang, Wei-Chung 2019
 Ward, Preston 1958-59
 Warren, Mike 1983-85
 Warstler, Rabbit 1934-36
 Wasdin, John 1995-96

Washington, Claudell
 1974-76
 Washington, Herb 1974-75
 Waslewski, Gary 1972
 Watkins, Spenser 2023
 Watlington, Neal 1953
 Watson, Matt 2005, 10
 Watson, Mule 1918-19
 Weaver, Harry 1915-16
 Webb, Skeeter 1948
 Webster, Ray 1967-69, 71
 Weeks, Jemile 2011-13
 Weems, Jordan 2020-21
 Weiss, Walt 1987-92
 Welaj, Johnny 1943
 Welch, Bob 1988-94
 Welch, Frank 1919-26
 Wellman, Bob 1948, 50
 Wells, Casper 2013
 Wendelken, J.B. 2016, 18-21
 Wendle, Joey 2016-17
 Wengert, Don 1995-97
 Werber, Billy 1937-38
 Wetzel, Buzz 1927
 Wheat, Lee 1954-55
 Wheat, Zack 1927
 Wheaton, Woody 1943-44
 White, Don 1948-49
 White, Jo-Jo 1943-44
 Whittaker, Walt 1916
 Wickersham, Dave 1960-63
 Wiles, Collin 2022
 Wilhelm, Spider 1953
 Wilkins, Bobby 1944-45
 Willard, Jerry 1986-87
 Williams, Al 1937-38
 Williams, Billy 1975-76
 Williams, Dib 1930-35

Williams, Dick 1959-60
 Williams, Don 1962
 Williams, Earl 1977
 Williams, George 1964
 Williams, George 1995-97
 Williams, Mark 1977
 Williams, Marsh 1916
 Willingham, Josh 2011
 Willis, Dale 1963
 Willis, Lefty 1925-27
 Wilshere, Whitey 1934-36
 Wilson, Bill 1954-55
 Wilson, Highball 1902
 Wilson, Jack 1934
 Wilson, Jacob 2021
 Wilson, Jim 1949
 Wilson, Tom 2001
 Wilson, Willie 1991-92
 Wiltse, Snake 1901-02
 Windhorn, Gordie 1962
 Windsor, Jason 2006
 Wingo, Al 1919
 Wingo, Ed 1920
 Winston, Hank 1933
 Wirth, Alan 1978-80
 Witasick, Jay 1996-98, 05-07
 Witmeyer, Ron 1991
 Witt, Bobby 1992-94
 Witt, Whitey .. 1916-17, 19-21
 Wojciechowski, Steve
 1995-97
 Wojcik, John 1962-64
 Wolf, Lefty 1921
 Wolf, Ross 2010
 Wolfe, Chuck 1923
 Wolff, Roger 1941-43
 Womack, Dooley 1970
 Wood, Doc 1923

Wood, Jason 1998
 Wood, Mike 2003
 Woodard, Darrell 1978
 Woods, Gary 1976
 Worden, Fred 1914
 Worrell, Tim 1998-99
 Wortham, Rich 1983
 Wright, Ed 1952
 Wright, Taffy 1949
 Wuertz, Michael 2009-11
 Wyatt, John 1961-66, 69
 Wyckoff, Weldon 1913-16
 Wyse, Hank 1950-51

Y

Yabu, Keiichi 2005
 Yankowski, George 1942
 Yarrison, Rube 1922
 Yerkes, Carroll 1927-29
 York, Lefty 1919
 York, Rudy 1948
 Yoter, Elmer 1921
 Young, Chris 2013
 Young, Curt 1983-91, 93
 Young, Ernie 1994-97
 Young, Matt 1989
 Young, Ralph 1922
 Yount, Eddie 1937

Z

Zachary, Tom 1918
 Zapustas, Joe 1933
 Zernial, Gus 1951-57
 Ziegler, Brad 2008-11
 Zinn, Jimmy 1919
 Zito, Barry 2000-06, 15
 Zobrist, Ben 2015
 Zoldak, Sam 1951-52

OAKLAND A'S COACHES

Adair, Jerry 1972-74
 Aldrete, Mike 2015-23
 Alejo, Bob 1996-97
 Alston, Garvin 2017
 Ausmus, Brad 2022
 Bosley, Thad 1999-03
 Boyer, Clete 1980-85
 Burlleson, Rick 1991
 Bush, Darren 2013-23
 Christenson, Ryan 2018-21
 Cluck, Bob 1996-97
 Cron, Chris 2022-23
 Davis, Chili 2012-14
 DeFrancisco, Tony 2008
 Didier, Bob 1984-86
 DiMaggio, Joe 1968-69
 Dyer, Duffy 1996-98
 Duncan, Dave 1986-95
 Emerson, Scott 2015-23
 Ermer, Cal 1977
 Everidge, Tommy 2022-23
 Fischer, Brad 1996-07
 Fowler, Art 1980-82
 Francona, Terry 2003

Gallego, Mike 2009-15
 Geren, Bob 2003-06
 Hale, Chip 2012-14, 17
 Hofman, Bob 1969-70, 74-78
 Hoscheit, Vern 1969-74
 Hudgens, Dave 1999, 03-05
 Jackson, Reggie 1991
 Jensen, Marcus 2015-23
 Jones, Gary 1998
 Kotsay, Mark 2016-21
 Kusnyer, Art 1989-95
 Lachemann, Rene 1987-92,
 05-07
 Lansford, Carney 1994-95
 Lau, Charlie 1970
 Lefebvre, Jim .. 1987-88, 94-95
 Lollar, Sherm 1968-69
 Lonnett, Joe 1976
 Lumpe, Jerry 1971
 Luzinski, Greg 1993
 Macha, Ken 1999-02
 Martins, Eric 2020-23
 Maxwell, Dal 1975
 McCarthy, Mike 2023

McKay, Dave 1984-95
 McKeon, Jack 1978
 McNamara, John 1968-69
 Metro, Charlie 1982
 Mitterwald, George ... 1979-82
 Moore, Jackie 1981-84
 Monchak, Al 1976
 Newman, Jeff 1986
 Noren, Irv 1971-74
 Nottle, Ed 1983
 Paul, Mike 1987-88
 Pedrique, Al 2018-20
 Perry, Gerald 2006, 11
 Peterson, Rick 1998-03
 Plaza, Ron 1986
 Posedel, Bill 1968-72
 Prieto, Ariel 2012-14
 Quade, Mike 2000-02
 Rader, Doug 1992
 Rettenmund, Merv 1989-90
 Reynolds, Tommie 1989-95
 Rodriguez, Rick 2011-12
 Romanick, Ron 2008-11
 Rudi, Joe 1986-87

Saul, Jim 1979
 Scarson, Steve 2017
 Schaefer, Bob 2007
 Schoendienst, Red 1977-78
 Schueler, Ron 1983-84
 Skaalen, Jim 2009-10
 Skinner, Joel 2011
 Speier, Chris 2004
 Stange, Lee 1977-79
 Steverson, Todd 2009-10
 Stock, Wes 1973-76, 84-86
 Van Burklee, Ty 2007-08
 Wakamatsu, Don 2008
 Waller, Tye 2007-15
 Walling, Denny 1996-98
 Walls, Lee 1979-82
 Washington, Ron 1996-06;
 15-16
 Watson, Bob 1986-88
 Williams, Billy 1983-85
 Williams, Matt 2018-19
 Winkles, Bobby 1974-75
 Young, Curt 2004-10; 12-17

MOST RECENT TRADES WITH EACH TEAM

Arizona	July 31, 2023	Acquired minor league P Chad Patrick for INF Jace Peterson
Atlanta	Dec. 12, 2022	Acquired Ps Kyle Muller and Freddy Tarnok, C Manny Piña and minor league P Royber Salinas as part of a three-team trade in which the A's sent C Sean Murphy to Atlanta and acquired OF Esteyru Ruiz from Milwaukee for P Joel Payamps
Baltimore	July 19, 2023	Acquired minor league P Easton Lucas for P Shintaro Fujinami
Boston	Aug. 23, 2017	Acquired minor league OF Rafael Rincones for OF Rajai Davis
Chicago-AL	April 19, 2018	Acquired cash or a PTBNL for OF Trayce Thompson
Chicago-NL	July 26, 2021	Acquired P Andrew Chafin and cash for minor league OF Greg Deichmann and minor league P Daniel Palencia
Cincinnati	July 31, 2023	Acquired minor league P Joe Boyle for P Sam Moll
Cleveland	Aug. 31, 2016	Acquired minor league P Colt Hynes for OF Coco Crisp and cash
Colorado	Dec. 6, 2022	Acquired P Chad Smith for minor league P Jeff Criswell
Detroit	Aug. 6, 2018	Acquired P Mike Fiers for two PTBNL (minor league P Nolan Blackwood on Aug. 18 and minor league P Logan Shore on Sept. 19)
Houston	Nov. 25, 2015	Acquired IF Jed Lowrie for minor league P Brendan McCurry
Kansas City	July 27, 2019	Acquired P Jake Diekman for minor league P Ismael Aquino and minor league OF Dairon Blanco
Los Angeles-AL	Aug. 28, 2020	Acquired IF Tommy La Stella for IF Franklin Barreto
Los Angeles-NL	Feb. 12, 2021	Acquired P Adam Kolarek and minor league OF Cody Thomas for IF Sheldon Neuse and minor league P Gus Varland
Miami	Feb. 6, 2024	Acquired cash considerations for INF Jonah Bride
Milwaukee	Nov. 15, 2023	Acquired INF Abraham Toro for minor league P Chad Patrick
Minnesota	Aug. 9, 2018	Acquired P Fernando Rodney for minor league P Dakota Chalmers
New York-AL	Aug. 1, 2022	Acquired Ps Luis Medina and JP Sears, minor league P Ken Waldichuk and minor league IF Cooper Bowman for Ps Frankie Montas and Lou Trivino
New York-NL	March 12, 2022	Acquired P Adam Oller and minor league P J.T. Ginn for Chris Bassitt
Philadelphia	March 29, 2023	Acquired minor league P Billy Sullivan for OF Cristian Pache
Pittsburgh	Feb. 24, 2021	Acquired cash for OF Dustin Fowler
St. Louis	March 31, 2017	Acquired P Josh Lucas for minor league P Casey Meisner
San Diego	April 3, 2022	Acquired P Adrian Martínez and minor league IF Euribiel Angeles for P Sean Manaea and minor league P Aaron Holiday
San Francisco	Feb. 2, 2024	Acquired P Ross Stripling and cash for minor league OF Jonah Cox
Seattle	Nov. 15, 2017	Acquired P Emilio Pagan and minor league IF Alexander Campos for IF/DH Ryon Healy
Tampa Bay	July 9, 2022	Acquired minor league P Christian Fernandez and minor league OF Cal Stevenson for C/IF Christian Bethancourt
Texas	Feb. 6, 2021	Acquired SS Elvis Andrus, C Aramis Garcia and cash for DH Khris Davis, C Jonah Heim and minor league P Dane Acker
Toronto	March 16, 2022	Acquired P Zach Logue and Kirby Sneed, IF Kevin Smith and minor league P Gunnar Hoglund for IF Matt Chapman
Washington	July 30, 2021	Acquired C Yan Gomes and IF Josh Harrison with cash for minor league Ps Richard Guasch and Seth Shuman and minor league C Drew Millas

TRADES BETWEEN THE OAKLAND A'S AND SAN FRANCISCO GIANTS

Date	A's Acquire	In Exchange For
Feb. 2, 2024	P Ross Stripling Cash considerations	Minor League OF Jonah Cox
Dec. 4, 1990	IF Ernie Riles	OF Darren Lewis PTBNL (Minor League P Pedro Pena on Dec. 17)
Mar. 24, 1985	OF Dusty Baker	Minor League C Dan Winters Minor League P Ed Puiknas
Mar. 15, 1978	C Gary Alexander P Dave Heaverlo P Phil Huffman P John Henry Johnson OF Gary Thomasson P Alan Wirth PTBNL (SS Mario Guerrero on April 7) Cash considerations	LHP Vida Blue

**does not include minor league trades or deals in which one team receives only cash considerations*

OAKLAND A'S & SAN FRANCISCO GIANTS

There have been a total of 109 players who have played for both the Oakland Athletics and San Francisco Giants. Here is an alphabetical listing of those players.

Player	A's	Giants	Player	A's	Giants	Player	A's	Giants
Fernando Abad	2014-15	2019	Cory Gearrin	2018	2015-18	Marty Perez	1977-78	1976
Jeremy Accardo	2012	2005-06	Dan Giese	2009	2007	Yusmeiro Petit	2018-21	2012-15
Mike Aldrete	1993-95	1986-88	Rich Gossage	1992-93	1989	Drew Pomeranz	2014-15	2019
Gary Alexander	1978	1975-77	Grant Green	2013	2016	Luis Quinones	1983	1986
Felipe Alou	1970-71	1958-63	Jose Guillen	2003	2010	Dave Righetti	1994	1991-93
Jesus Alou	1973-74	1963-68	Dave Heaverlo	1978-79; 1975-77		Ernest Riles	1991	1988-90
Matty Alou	1972	1960-65		1981		Rick Rodriguez	1986-87	1990
Dusty Baker	1985-86	1984	Dave Henderson	1988-93	1987	Sergio Romo	2021	2008-16
Bill Bathe	1986	1989-90	Gil Heredia	1998-01	1991-92	Cody Ross	2015	2010-11
Travis Blackley	2012	2007; 12	Brandon Hicks	2012	2014	Jeff Samardzija	2014	2016-20
Vida Blue	1969-77	1978-81; 1985-86	Tim Hudson	1999-04	2014-15	Alejandro Sanchez	1987	1984
			Nick Hundley	2019	2017-18	Scott Sanderson	1990	1993
Skye Bolt	2019; 21-22	2021	Stan Javier	1986-90; 1996-99		F.P. Santangelo	2001	1999
				94-95		Marco Scutaro	2004-07	2012-14
Ollie Brown	1972	1965-68	Dany Jiménez	2022-23	2020	Sam Selman	2022	2019-21
Orlando Cabrera	2009	2011	John Johnstone	1997	1997-2000	Scott Service	2000	1995
Trevor Cahill	2009-11; 18	2020	Corban Joseph	2019	2019	Burch Smith	2020-21	2019
			Ed Jurak	1988	1989	Lary Sorensen	1984	1988
Ernie Camacho	1980	1989-90	Scott Kazmir	2014-15	2021	Elias Sosa	1978	1972-74
Santiago Casilla	2004-09; 2018	2010-16	Bob Kearney	1981-83	1979	Cal Stevenson	2022	2023
			Mike Kingery	1992	1990-91	Champ Summers	1974	1982-83
Alberto Castillo	2005	2003	Brian Kingman	1979-82	1983	Eric Surkamp	2016	2011, 13
Orlando Cepeda	1972	1958-66	Dave Kingman	1984-86	1971-74	Miguel Tejada	1997-03	2011
Doug Clark	2006	2005	Brad Komminsk	1991	1990	Gary Thomasson	1978	1972-77
Joe Coleman	1977-78	1979	Bob Lacey	1977-80	1984	Rusty Tillman	1986	1988
Jharel Cotton	2016-17	2022	Tommy La Stella	2020	2021-22	Ka'ai Tom	2021	2022
John D'Acquisto	1982	1973-76	Gary Lavelle	1987	1974-84	Brett Tomko	2009	2004-05
Rajai Davis	2008-10; 2017	2007-08	Johnnie LeMaster	1987	1975-85	Andrew Triggs	2016-18	2020
			Darren Lewis	1990	1991-95	Manny Trillo	1973-74	1984-85
Kelly Downs	1992-93	1986-92	Sam Long	2023	2021-22	Pat Venditte	2015	2019
Ray Durham	2002	2003-08	Sean Manaea	2016-21	2023	Stephen Vogt	2013-17; 22	2019
Randy Elliott	1980	1977	Brent Mayne	1997	1998-99			
Alan Embree	2007-08	1999-2001	Vin Mazzaro	2009-10	2016	Ed Vosberg	1994	1990
Keith Foulke	2003; 2008	1997	David McCarty	2003	1995-96	Jay Witasick	1996-98; 2005-07	2002
			Willie McCovey	1976	1959-73; 1977-80			
Tito Fuentes	1978	1965-67; 1969-74	Willie McGee	1990	1991-94	Tim Worrell	1998-99	2001-03; 06
			Kevin Mitchell	1998	1987-91			
Aramis Garcia	2021	2018-19	Joe Morgan	1984	1981-82	Keiichi Yabu	2005	2008
Rico Garcia	2023	2020	Guillermo Moscoso	2011	2013	Barry Zito	2000-06; 2007-13	15
Phil Garner	1973-76	1988	Bill North	1973-78	1979-81			
Chad Gaudin	2006-08; 2010		Dan Otero	2013-15	2012			

THE RON BERGMAN AWARD

The Ron Bergman Award was established in 2019 to honor a journalist for meritorious contributions to the coverage of the Athletics. The award is named after the inaugural recipient, Ron Bergman, who covered the A's for the Oakland Tribune and San Jose Mercury News, and was the author of *Mustache Gang*, which chronicled the A's first World Championship in Oakland in 1972.

2019	Ron Bergman
2021	Pedro Gomez
2022	Bruce Jenkins

2024 OAKLAND A'S MEDIA GUIDE PREVIEW



OPPONENTS

BALTIMORE ORIOLES



American League East
 Oriole Park at Camden Yards
 333 W. Camden Street
 Baltimore, MD 21201
 Phone: (410) 547-6100
 Media Relations: (410) 547-6150

Chairman of the Board/Chief Executive Officer..... John Angelos
 Executive Vice President and General Manager.....Mike Elias
 Manager.....Brandon Hyde
 315-394 (5 seasons)
 Director, Public Relations.....Jackie Harig (410) 547-3466
 Senior Coordinator, Baseball Communications..... Nate Rowan (410) 547-6020
 Coordinator, Baseball Communications.....Liam Davis (410) 547-3467
 Stadium..... Oriole Park at Camden Yards
 Capacity / Opened.....44,487 / 1992

SERIES FACTS

Longest A's Winning Streak: 9, May 5, 2008-August 10, 2009
 Longest Orioles Winning Streak: 13, August 14, 1977-April 27, 1979
 Last A's Series Sweep at Oakland (3 games): June 17-19, 2019
 Last A's Series Sweep at Oakland (4 games): August 23-26, 2004
 Last A's Series Sweep at Baltimore (3 games): August 16-18, 2004
 Last A's Series Sweep at Baltimore (4 games): August 26-29, 2005
 Last Orioles Series Sweep at Oakland (3 games): August 18-20, 2023
 Last Orioles Series Sweep at Oakland (4 games): May 22-25, 1987
 Last Orioles Series Sweep at Baltimore (3 games): June 6-8, 2011
 Last Orioles Series Sweep at Baltimore (4 games): August 14-17, 2015
 Most Runs in a Game by Oakland: 16, June 18, 2019 (16-2)
 Most Runs in a Game by Baltimore: 18 (twice), last: August 16, 2015 (18-2)
 Widest Margin of Victory by Oakland: 15, August 30, 2001 (15-0)
 Widest Margin of Victory by Baltimore: 16, August 16, 2015 (18-2)

SERIES BREAKDOWN

	W	L	PCT.
PHI vs. Brewers (1901)	14	6	.700
PHI vs. Browns (1902-53)	606	513	.542
PHI vs. Orioles (1954)	12	10	.545
KC vs. Orioles (1955-67)	104	151	.408
OAK vs. Orioles (1968-2023)	282	279	.503
Totals	1018	959	.515
at the Coliseum	143	141	.504
at Camden Yards	72	64	.529

2024 SCHEDULE

Dates	Site	Times
April 26-28	BAL	4:05, 1:05, 10:35
July 5-7	OAK	6:40, 1:07, 1:07

2023 RECAP

Date	H-A	W-L	Score	Winner	Loser
4/10	A	L	1-5	Gibson	Sears
4/11	A	L	8-12	Baker	Moll
4/12	A	W	8-4	Smith	Akin
4/13	A	L	7-8	Bautista	May
8/18	H	L	4-9	Gibson	Pérez
8/19	H	L	2-7	Bautista	Martínez
8/20	H	L	1-12	Bradish	Sears
Totals	1-6	31-57			

YEAR-BY-YEAR SERIES RESULTS

Year	Home	Road	Totals	Year	Home	Road	Totals	Year	Home	Road	Totals
1968	6-4	3-5	9-9	1987	2-4	3-3	5-7	2006	2-1	2-1	4-2
1969	3-3	1-5	4-8	1988	4-2	4-2	8-4	2007	1-2	3-2	4-4
1970	3-3	2-4	5-7	1989	5-1	2-4	7-5	2008	3-0	2-0	5-0
1971	2-4	2-3	4-7	1990	3-3	5-1	8-4	2009	3-0	2-1	5-1
1972	1-5	5-1	6-6	1991	4-2	5-1	9-3	2010	3-1	4-2	7-3
1973	3-3	4-2	7-5	1992	1-5	5-1	6-6	2011	5-1	0-3	5-4
1974	2-4	4-2	6-6	1993	1-5	1-5	2-10	2012	2-1	3-3	5-4
1975	5-1	3-3	8-4	1994	3-3	2-4	5-7	2013	1-3	1-2	2-5
1976	4-2	4-2	8-4	1995	3-3	4-2	7-5	2014	2-1	2-1	4-2
1977	0-5	2-3	2-8	1996	2-5	2-4	4-9	2015	1-2	0-4	1-6
1978	0-6	0-5	0-11	1997	1-5	2-3	3-8	2016	3-1	1-2	4-3
1979	2-4	2-4	4-8	1998	1-4	2-4	3-8	2017	2-2	1-2	3-4
1980	2-4	3-3	5-7	1999	4-2	3-3	7-5	2018	3-0	2-1	5-1
1981	3-3	2-4	5-7	2000	4-2	4-2	8-4	2019	3-0	3-1	6-1
1982	3-3	2-4	5-7	2001	4-2	3-0	7-2	2021	1-2	2-1	3-3
1983	3-3	1-5	4-8	2002	1-2	4-2	5-4	2022	3-1	1-2	4-3
1984	2-4	4-2	6-6	2003	6-0	1-2	7-2	2023	0-3	1-3	1-6
1985	3-3	2-4	5-7	2004	4-0	3-0	7-0	Totals	143-141	139-138	282-279
1986	5-3	2-2	7-5	2005	0-3	6-1	6-4				

BOSTON RED SOX



American League East

Fenway Park

4 Jersey Street

Boston, MA 02215-3496

Phone: (617) 226-6000

Media Relations: (617) 226-6613

Principal Owner John Henry
 Chairman Tom Werner
 President/CEO Sam Kennedy
 Chief Baseball Officer Craig Breslow
 Manager Alex Cora
 440-370 (5 seasons)
 Dir., Baseball Communications & Media Relations.. Abby Murphy (617) 939-6896
 Dir., Baseball Communications & Media Relations.....Justin Long (413) 695-5456
 Stadium..... Fenway Park
 Capacity / Opened37,755 (night); 37,305 (day) / 1912

SERIES FACTS

Longest A's Winning Streak: 8, May 1-September 2, 2012
 Longest Red Sox Winning Streak: 11, July 10, 1993-April 28, 1994
 Last A's Series Sweep at Oakland (3 games): August 31-Sept. 2, 2012
 Last A's Series Sweep at Oakland (4 games): None
 Last A's Series Sweep at Boston (3 games): September 3-5, 1990
 Last A's Series Sweep at Boston (4 games): August 10-12, 1971
 Last Red Sox Series Sweep at Oakland (3 games): June 3-5, 2022
 Last Red Sox Series Sweep at Oakland (4 games): August 4-7, 1977
 Last Red Sox Series Sweep at Boston (3 games): July 7-9, 2023
 Last Red Sox Series Sweep at Boston (4 games): July 22-25, 1993
 Most Runs in a Game by Oakland: 21, June 14, 1969 (21-7)
 Most Runs in a Game by Boston: 16 (three times), last: September 2, 2016 (16-2)
 Widest Margin of Victory by Oakland: 18, August 31, 2012 (20-2)
 Widest Margin of Victory by Boston: 14, September 2, 2016 (16-2)

SERIES BREAKDOWN

	W	L	PCT.
PHI vs. Red Sox (1901-54)	533	632	.458
KC vs. Red Sox (1955-67)	109	149	.422
OAK vs. Red Sox (1968-2023)	253	312	.448
Totals	895	1093	.450
at the Coliseum	153	129	.543
at Fenway Park (since 1968)	99	182	.352

2024 SCHEDULE

Dates	Site	Times
April 1-3	OAK	6:40, 6:40, 12:37
July 9-11	BOS	4:10, 4:10, 4:10

2023 RECAP

Date	H-A	W-L	Score	Winner	Losers
7/7	A	L	3-7	Pivetta	Long
7/8	A	L	3-10	Paxton	Pruitt
7/9	A	L	3-4	Martin	Waldichuk
7/17	H	L	0-7	Pivetta	Blackburn
7/18	H	W	3-0	Medina	Jacques
7/19	H	W	6-5	Felipe	Bello
Totals	2-4	18-33			

YEAR-BY-YEAR SERIES RESULTS

Year	Home	Road	Totals	Year	Home	Road	Totals	Year	Home	Road	Totals
1968	6-3	4-5	10-8	1987	5-1	3-3	8-4	2006	4-2	3-1	7-3
1969	4-2	4-2	8-4	1988	6-0	3-3	9-3	2007	3-1	1-3	4-4
1970	4-2	1-5	5-7	1989	4-2	1-5	5-7	2008	4-3*	0-3	4-6
1971	4-2	5-1	9-3	1990	4-2	4-2	8-4	2009	2-1	3-4	5-5
1972	1-5	2-4	3-9	1991	2-4	2-4	4-8	2010	4-2	1-2	5-4
1973	3-3	5-1	8-4	1992	4-2	3-3	7-5	2011	1-1	1-5	2-6
1974	2-4	2-4	4-8	1993	2-4	1-5	3-9	2012	6-0	2-1	8-1
1975	4-2	2-4	6-6	1994	1-5	2-4	3-9	2013	2-1	1-2	3-3
1976	5-1	3-3	8-4	1995	2-5	2-3	4-8	2014	3-1	1-2	4-3
1977	2-4	1-4	3-8	1996	4-2	1-6	5-8	2015	1-2	0-3	1-5
1978	3-2	2-3	5-5	1997	3-3	1-4	4-7	2016	1-2	0-3	1-5
1979	2-4	1-5	3-9	1998	1-4	1-5	2-9	2017	3-1	1-2	4-3
1980	2-4	1-5	3-9	1999	4-2	2-2	6-4	2018	2-1	2-1	4-2
1981	4-2	1-5	5-7	2000	2-2	3-3	5-5	2019	3-1	0-3	3-4
1982	4-2	0-6	4-8	2001	4-2	1-2	5-4	2021	1-2	2-1	3-3
1983	2-4	2-4	4-8	2002	0-3	3-3	3-6	2022	0-3	1-2	1-5
1984	3-3	2-4	5-7	2003	2-2	2-1	4-3	2023	2-1	0-3	2-4
1985	2-4	2-4	4-8	2004	0-3	1-5	1-8	Totals	154-130*	99-182	253-312
1986	3-3	2-4	5-7	2005	2-1	2-5	4-6				

*includes 1-1 in Tokyo, Japan

CHICAGO WHITE SOX



American League Central

Guaranteed Rate Field

333 West 35th Street

Chicago, IL 60616

Phone: (312) 674-1000

Media Relations: (312) 674-5300

ChairmanJerry Reinsdorf

Senior Vice President/General Manager.....Rick Hahn

ManagerPedro Grifol

61-101 (1 season)

Senior Vice President, CommunicationsScott Reifert (312) 674-5302

Senior Director, Media Relations.....Bob Beghtol (312) 674-5303

Assistant Director, Media RelationsRay Garcia (312) 674-5306

Stadium.....Guaranteed Rate Field

Capacity / Opened40,615 / 1991

SERIES FACTS

Longest A's Winning Streak: 11, June 20-September 7, 1970

Longest White Sox Winning Streak: 9, August 1, 1996-August 5, 1997

Last A's Series Sweep at Oakland (3 games): July 12-14, 2019

Last A's Series Sweep at Oakland (4 games): August 5-8, 1999

Last A's Series Sweep at Chicago (3 games): June 23-25, 2017

Last A's Series Sweep at Chicago (4 games): May 22-24, 1970

Last White Sox Series Sweep at Oakland (3 games): May 15-17, 2015

Last White Sox Series Sweep at Oakland (4 games): September 24-27, 1987

Last White Sox Series Sweep at Chicago (3 games): May 22-24, 2006

Last White Sox Series Sweep at Chicago (4 games): May 8-11, 1997

Most Runs in a Game by Oakland: 17, September 15, 2015 (17-6)

Most Runs in a Game by Chicago: 17 (twice), last: September 23, 1992 (17-6)

Widest Margin of Victory by Oakland: 15, April 27, 2002 (16-1)

Widest Margin of Victory by Chicago: 16, October 3, 1987 (17-1)

SERIES BREAKDOWN

	W	L	PCT.
PHI vs. White Sox (1901-54)	585	589	.498
KC vs. White Sox (1955-67)	92	166	.357
OAK vs. White Sox (1968-2023)	326	303	.519
Totals	1003	1057	.487
at the Coliseum	172	143	.546
at Guaranteed Rate Field	72	71	.503

2024 SCHEDULE

Dates	Site	Times
August 5-7	OAK	6:40, 6:40, 12:37
September 13-15	CWS	4:40, 4:10, 1:07

2023 RECAP

Date	H-A	W-L	Score	Winner	Loser
6/30	H	W	7-4	Medina	Banks
7/1	H	W	7-6	Fujinami	Graveman
7/2	H	L	7-8	Bummer	Blackburn
8/24	A	W	8-5	Erceg	Lambert
8/25	A	W	12-4	Neal	Cease
8/26	A	L	2-6	Toussaint	Sears
8/27	A	L	1-6	Clevinger	Blackburn
Totals	4-3	44-39			

YEAR-BY-YEAR SERIES RESULTS

Year	Home	Road	Totals	Year	Home	Road	Totals	Year	Home	Road	Totals
1968	4-5	4-5	8-10	1987	3-4	1-5	4-9	2006	3-0	0-3	3-3
1969	6-3	4-5	10-8	1988	3-3	5-2	8-5	2007	4-2	1-2	5-4
1970	7-2	9-0	16-2	1989	4-3	4-2	8-5	2008	1-2	3-3	4-5
1971	1-8	6-3	7-11	1990	1-5	4-3	5-8	2009	1-2	4-2	5-4
1972	6-3	2-4	8-7	1991	4-3	2-4	6-7	2010	4-2	1-2	5-4
1973	6-3	6-3	12-6	1992	4-2	4-3	8-5	2011	1-2	3-4	4-6
1974	7-2	4-5	11-7	1993	3-4	3-3	6-7	2012	2-1	1-2	3-3
1975	6-3	3-6	9-9	1994	1-5	2-1	3-6	2013	3-0	2-2	5-2
1976	6-3	3-5	9-8	1995	3-3	2-4	5-7	2014	2-1	1-3	3-4
1977	3-5	2-5	5-10	1996	2-4	5-1	7-5	2015	0-3	2-2	2-5
1978	3-4	5-3	8-7	1997	1-4	2-4	3-8	2016	1-3	1-2	2-5
1979	3-4	1-5	4-9	1998	3-2	4-2	7-4	2017	2-1	3-0	5-1
1980	3-3	4-3	7-6	1999	4-0	3-3	7-3	2018	3-0	2-2	5-2
1981	2-5	4-2	6-7	2000	2-4	1-2	3-6	2019	3-0	2-1	5-1
1982	1-5	3-4	4-9	2001	3-0	5-1	8-1	2021	2-1	1-3	3-4
1983	4-3	1-5	5-8	2002	6-0	1-2	7-2	2022	1-3	1-2	2-5
1984	4-2	3-4	7-6	2003	2-1	3-3	5-4	2023	2-1	2-2	4-3
1985	3-4	2-4	5-8	2004	5-1	2-1	7-2	Totals	172-143	154-159	326-303
1986	4-2	2-5	6-7	2005	4-2	3-0	7-2				

CLEVELAND GUARDIANS



American League Central
 Progressive Field
 2401 Ontario Street
 Cleveland, OH 44115
 Phone: (216) 420-4200
 Media Relations: (216) 420-4380

Chairman & Chief Executive Officer.....Paul J. Dolan
 President, Baseball OperationsChris Antonetti
 General Manager.....Mike Chernoff
 Manager.....Stephen Vogt
 0-0 (1st season)
 Director, Baseball Information & Player Relations.....Bart Swain (216) 420-4386
 Director, Communications & Player Relations ... Court Berry-Tripp (216) 420-4391
 Stadium.....Progressive Field
 Capacity / Opened34,830 / 1994

SERIES FACTS

Longest A's Winning Streak: 10, July 31, 1971-August 18, 1972
 Longest Indians Winning Streak: 13, May 27, 1994-July 23, 1995
 Last A's Series Sweep at Oakland (3 games): July 14-16, 2017
 Last A's Series Sweep at Oakland (4 games): September 17-20, 2009
 Last A's Series Sweep at Cleveland (3 games): August 10-12, 2021
 Last A's Series Sweep at Cleveland (4 games): August 27-30, 2012
 Last Guardians Series Sweep at Oakland (3 games): April 29-May 1, 2022
 Last Guardians Series Sweep at Oakland (4 games): April 26-29, 1999
 Last Guardians Series Sweep at Cleveland (3 games): June 20-22, 2023
 Last Guardians Series Sweep at Cleveland (4 games): May 6-9, 2013
 Most Runs in a Game by Oakland: 17 (twice), last: August 12, 2021 (17-0)
 Most Runs in a Game by Cleveland: 20, May 4, 1991 (20-6)
 Widest Margin of Victory by Oakland: 17, August 12, 2021 (17-0)
 Widest Margin of Victory by Cleveland: 14, May 4, 1991 (20-6)

SERIES BREAKDOWN

	W	L	PCT.
PHI vs. Indians (1901-54)	529	642	.452
KC vs. Indians (1955-67)	106	151	.412
OAK vs. Guardians (1968-2023)	289	255	.531
Totals	924	1048	.469
at the Coliseum	152	113	.574
at Progressive Field	52	73	.416

2024 SCHEDULE

Dates	Site	Times
March 28-31	OAK	7:07, 6:40, 1:07, 1:07
April 19-21	CLE	4:10, 3:10, 10:40

2023 RECAP

Date	H-A	W-L	Score	Winner	loser
4/3	H	L	11-12	Clase	May
4/4	H	W	4-3	May	Karinchak
4/5	H	L	4-6	Morgan	Jackson
6/20	A	L	2-3	De Los Santos	May
6/21	A	L	6-7	Morgan	Pruitt
6/22	A	L	1-6	Sandlin	Sears
Totals	1-5	28-37			

YEAR-BY-YEAR SERIES RESULTS

Year	Home	Road	Totals	Year	Home	Road	Totals	Year	Home	Road	Totals
1968	7-2	5-4	12-6	1987	4-2	4-2	8-4	2006	4-2	2-1	6-3
1969	3-3	4-2	7-5	1988	5-1	3-3	8-4	2007	2-1	2-5	4-6
1970	3-3	2-4	5-7	1989	4-2	6-0	10-2	2008	2-1	2-4	4-5
1971	4-2	4-2	8-4	1990	5-1	3-3	8-4	2009	4-0	1-2	5-2
1972	6-0	4-2	10-2	1991	3-3	4-2	7-5	2010	2-1	4-2	6-3
1973	5-1	4-2	9-3	1992	3-3	3-3	6-6	2011	1-2	1-3	2-5
1974	4-2	3-3	7-5	1993	2-4	2-4	4-8	2012	4-2	4-0	8-2
1975	5-1	5-1	10-2	1994	0-3	0-3	0-6	2013	2-1	0-4	2-5
1976	4-2	4-2	8-4	1995	0-3	0-4	0-7	2014	1-2	3-0	4-2
1977	1-4	2-3	3-7	1996	4-2	2-4	6-6	2015	2-2	2-1	4-3
1978	3-2	3-3	6-4	1997	2-3	2-4	4-7	2016	2-1	0-3	2-4
1979	3-3	1-5	4-8	1998	4-1	4-2	8-3	2017	3-0	1-3	4-3
1980	4-2	2-4	6-6	1999	1-5	1-5	2-10	2018	2-1	2-1	4-2
1981	1-1	1-2	2-3	2000	3-3	3-3	6-6	2019	2-1	3-0	5-1
1982	3-3	5-1	8-4	2001	1-3	2-1	3-4	2021	1-2	3-0	4-2
1983	1-5	4-2	5-7	2002	1-2	4-0	5-2	2022	0-3	1-3	1-6
1984	2-4	3-3	5-7	2003	5-1	1-2	6-3	2023	1-2	0-3	1-5
1985	5-1	4-2	9-3	2004	2-1	1-5	3-6	Totals	152-113	137-142	289-255
1986	2-4	0-6	2-10	2005	2-1	1-5	3-6				

DETROIT TIGERS



American League Central

Comerica Park

2100 Woodward Avenue

Detroit, MI 48201

Phone: (313) 471-2000

Media Relations: (313) 471-2000

President and CEO, Ilitch Holdings, Inc.....Christopher Ilitch

President, Baseball Operations Scott Harris

Manager AJ Hinch

791-717 (10 seasons)

221-265 (3 seasons with Detroit)

Vice President, Communications Ron Colangelo (313) 471-2092

Director, Communications Chad Crunk (313) 471-2092

Manager, Communications Ben Fidelman (313) 471-2227

Stadium.....Comerica Park

Capacity / Opened41,083 / 2000

SERIES FACTS

Longest A's Winning Streak: 16, May 6, 2017 to May 19, 2019

Longest Tigers Winning Streak: 7, September 14, 1997-August 14, 1998

Last A's Series Sweep at Oakland (3 games): August 3-5, 2018

Last A's Series Sweep at Oakland (4 games): April 15-18, 2021

Last A's Series Sweep at Detroit (3 games): September 18-20, 2017

Last A's Series Sweep at Detroit (4 games): May 16-19, 2019

Last Tigers Series Sweep at Oakland (3 games): None

Last Tigers Series Sweep at Oakland (4 games): None

Last Tigers Series Sweep at Detroit (3 games): June 30-July 2, 2014

Last Tigers Series Sweep at Detroit (4 games): August 10-12, 1965

Most Runs in a Game by Oakland: 17, May 16, 2019 (17-3)

Most Runs in a Game by Detroit: 20, April 13, 1993 (20-4)

Widest Margin of Victory by Oakland: 14, May 16, 2019 (17-3)

Widest Margin of Victory by Detroit: 16, April 13, 1993 (20-4)

SERIES BREAKDOWN

	W	L	PCT.
PHI vs. Tigers (1901-54)	562	601	.483
KC vs. Tigers (1955-67)	106	152	.411
OAK vs. Tigers (1968-2023)	285	254	.529
Totals	953	1007	.486
at the Coliseum	154	115	.572
at Comerica Park	53	31	.631

2024 SCHEDULE

Dates	Site	Times
April 5-7	DET	10:10, 10:10, 10:40
September 6-8	OAK	6:40, 1:07, 1:07

2023 RECAP

Date	H-A	W-L	Score	Winner	Loser
7/4	A	W	1-0	Fujinami	Holton
7/5	A	W	12-3	Waldichuk	Rodriguez
7/6	A	L	0-9	Lorenzen	Harris
9/21	H	L	3-7	Skubal	Medina
9/22	H	W	8-2	Waldichuk	Vest
9/23	H	W	4-1	Boyle	Wentz
9/24	H	L	0-2	Rodriguez	Sears
Totals		4-3	28-24		

YEAR-BY-YEAR SERIES RESULTS

Year	Home	Road	Totals	Year	Home	Road	Totals	Year	Home	Road	Totals
1968	3-6	2-7	5-13	1987	4-2	3-3	7-5	2006	3-3	1-2	4-5
1969	3-3	2-4	5-7	1988	4-2	4-2	8-4	2007	4-2	2-2	6-4
1970	3-3	3-3	6-6	1989	4-2	4-2	8-4	2008	3-0	3-3	6-3
1971	4-2	4-2	8-4	1990	4-2	2-4	6-6	2009	4-2	0-3	4-5
1972	4-2	4-2	8-4	1991	4-2	4-2	8-4	2010	0-2	3-1	3-3
1973	4-2	1-5	5-7	1992	4-2	2-4	6-6	2011	4-4	1-1	5-5
1974	3-3	4-2	7-5	1993	3-3	1-5	4-8	2012	2-2	1-2	3-4
1975	2-4	4-2	6-6	1994	3-0	1-5	4-5	2013	1-2	3-1	4-3
1976	4-2	2-4	6-6	1995	2-0	1-2	3-2	2014	2-2	0-3	2-5
1977	3-2	2-3	5-5	1996	3-3*	5-1	8-4	2015	1-2	3-0	4-2
1978	2-3	2-3	4-6	1997	2-4	2-3	4-7	2016	2-1	1-3	3-4
1979	2-4	3-3	5-7	1998	3-3	1-4	4-7	2017	2-1	3-0	5-1
1980	4-2	2-4	6-6	1999	2-2	4-2	6-4	2018	3-0	4-0	7-0
1981	2-1	0-0	2-1	2000	3-3	1-3	4-6	2019	2-1	4-0	6-1
1982	2-4	1-5	3-9	2001	2-1	4-0	6-1	2021	4-0	2-1	6-1
1983	4-2	2-4	6-6	2002	3-1	3-0	6-1	2022	1-1	4-1	5-2
1984	3-3	0-6	3-9	2003	2-1	4-2	6-3	2023	2-2	2-1	4-3
1985	2-4	2-4	4-8	2004	3-3	2-1	5-4	Totals	156-117*	129-137	285-254
1986	4-2	2-4	6-6	2005	3-0	2-1	5-1				

*includes 2-2 in Las Vegas

HOUSTON ASTROS



American League West
 Minute Maid Park
 501 Crawford St.
 Houston, TX 77002
 Phone: (713) 259-8000
 Media Relations: (713) 259-8900

Owner & Chairman.....Jim Crane
 General Manager.....Dana Brown
 Manager.....Joe Espada
 0-0 (1st season)
 Vice President, Communications.....Gene Dias (713) 259-8985
 Director, Communications.....Steve Grande (713) 447-2774
 Stadium.....Minute Maid Park
 Capacity / Opened.....41,168 / 2000

SERIES FACTS

Longest A's Winning Streak: 12, June 13, 2007-July 22, 2013
 Longest Astros Winning Streak: 10, July 20, 2016 to April 28, 2017
 Last A's Series Sweep at Oakland (3 games): July 25-27, 2022
 Last A's Series Sweep at Oakland (4 games): September 8-10, 2017
 Last A's Series Sweep at Houston (3 games): May 24-26, 2013
 Last A's Series Sweep at Houston (4 games): None
 Last Astros Series Sweep at Oakland (3 games): May 26-28, 2023
 Last Astros Series Sweep at Oakland (4 games): April 1-4, 2021
 Last Astros Series Sweep at Houston (3 games): May 19-21, 2023
 Last Astros Series Sweep at Houston (4 games): None
 Most Runs in a Game by Oakland: 21, September 10, 2019 (21-7)
 Most Runs in a Game by Houston: 16, May 7, 2018 (16-2)
 Widest Margin of Victory by Oakland: 14, September 10, 2019 (21-7)
 Widest Margin of Victory by Houston: 15, September 9, 2019 (15-0)

YEAR-BY-YEAR SERIES RESULTS

Year	Home	Road	Totals	Year	Home	Road	Totals	Year	Home	Road	Totals
2002	3-0	0-0	3-0	2016	4-5	2-8	6-13	2021	4-6	4-5	8-11
2007	0-0	2-1	2-1	2017	4-6	3-6	7-12	2022	4-5	3-7	7-12
2013	7-3	8-1	15-4	2018	2-7	5-5	7-12	2023	1-6	2-4	3-10
2014	6-3	5-5	11-8	2019	4-5	4-6	8-11	Totals	51-52	42-55	93-107
2015	5-5	4-5	9-10	2020	7-1	0-2	7-3				

SERIES BREAKDOWN

	W	L	PCT.
OAK vs. Astros (2002-2023)	93	107	.465
Totals	93	107	.465
at the Coliseum	51	52	.495
at Minute Maid Park	42	55	.433

2024 SCHEDULE

Dates	Site	Times
May 14-16	HOU	5:10, 5:10, 5:10, 5:10
May 24-26	OAK	6:40, 1:07, 1:07
July 22-24	OAK	6:40, 6:40, 12:37
Sept. 10-12	HOU	5:10, 5:10, 11:10

2023 RECAP

Date	H-A	W-L	Score	Winner	Loser
5/19	A L	1-5	Bielak	Waldichuk	
5/20	A L	2-3	Neris	Lovelady	
5/21	A L	0-2	Valdez	Kaprielian	
5/26	H L	2-5	Brown	Kaprielian	
5/27	H L	3-6	Valdez	Pruitt	
5/28	H L	1-10	Javier	Medina	
7/20	H L	1-3	France	Harris	
7/21	H L	4-6	Valdez	Sears	
7/22	H W	4-1	Pruitt	Javier	
7/23	H L	2-3	Neris	Smith	
9/11	A W	4-0	Waldichuk	Valdez	
9/12	A W	6-2	Sears	Verlander	
9/13	A L	2-6	Brown	Blackburn	
Totals		3-10	32-52		

KANSAS CITY ROYALS



American League Central

Kauffman Stadium

1 Royal Way

Kansas City, MO 64129

Phone: (816) 921-8000

Media Relations: (816) 504-4362, 4368, 4369

Chairman and CEOJohn Sherman
 Executive Vice President/General Manager J.J. Picollo
 ManagerMatt Quatraro
 56-106 (1 season)
 Vice President, CommunicationsSam Mellinger (816) 504-4715
 Director, Media RelationsNick Kappel (816) 504-4362
 Assistant Director, Media RelationsIan Kraft (928) 451-2573
 StadiumKauffman Stadium
 Capacity / Opened37,903 / 1973

SERIES FACTS

Longest A's Winning Streak: 10, May 31, 2003-May 23, 2004
 Longest Royals Winning Streak: 8, September 4, 1978-June 18, 1979
 Last A's Series Sweep at Oakland (3 games): May 17-19, 2013
 Last A's Series Sweep at Oakland (4 games): September 26-28, 1977
 Last A's Series Sweep at Kansas City (3 games): July 16-18, 2010
 Last A's Series Sweep at Kansas City (4 games): September 12-15, 2016
 Last Royals Series Sweep at Oakland (3 games): June 26-28, 2015
 Last Royals Series Sweep at Oakland (4 games): None
 Last Royals Series Sweep at Kansas City (3 games): Sept. 2-4, 2008
 Last Royals Series Sweep at Kansas City (4 games): August 1-4, 1994
 Most Runs in a Game by Oakland: 21, June 18, 2000 (21-3)
 Most Runs in a Game by Kansas City: 16 (seven times), last: September 14, 1998 (16-6)
 Widest Margin of Victory by Oakland: 18, June 18, 2000 (21-3)
 Widest Margin of Victory by Kansas City: 16, June 25, 1984 (16-0)

SERIES BREAKDOWN

	W	L	PCT.
OAK vs. Royals (1969-2023)	339	274	.553
Total	339	274	.553
at the Coliseum	183	123	.598
at Kauffman Stadium	136	135	.502

2024 SCHEDULE

Dates	Site	Times
May 17-19	KC	4:40, 4:10, 11:10
June 18-20	OAK	6:40, 6:40, 12:37

2023 RECAP

Date	H-A	W-L	Score	Winner	Loser
5/5	A	W	12-8	Muller	Keller
5/6	A	W	5-4	Waldichuk	Singer
5/7	A	L	1-5	Yarbrough	Miller
8/21	H	W	6-4	May	Coleman
8/22	H	W	5-4	Harris	Zerpa
8/23	H	L	0-4	Ragans	Martinez
Totals	4-2	29-29			

YEAR-BY-YEAR SERIES RESULTS

Year	Home	Road	Totals	Year	Home	Road	Totals	Year	Home	Road	Totals
1969	4-5	6-3	10-8	1988	2-4	3-4	5-8	2007	2-5	2-1	4-6
1970	7-2	4-5	11-7	1989	4-3	2-4	6-7	2008	3-3	0-3	3-6
1971	7-2	6-3	13-5	1990	5-1	4-3	9-4	2009	4-1	2-1	6-2
1972	7-2	4-5	11-7	1991	4-3	3-3	7-6	2010	2-1	4-2	6-3
1973	6-3	4-5	10-8	1992	5-1	4-3	9-4	2011	3-3	2-1	5-4
1974	7-2	3-6	10-8	1993	5-2	2-4	7-6	2012	2-1	2-4	4-5
1975	8-1	3-6	11-7	1994	1-2	2-5	3-7	2013	3-0	2-1	5-1
1976	5-4	4-5	9-9	1995	3-4	5-1	8-5	2014	1-2	1-3	2-5
1977	5-3	1-6	6-9	1996	5-1	2-4	7-5	2015	0-3	1-2	1-5
1978	3-4	2-6	5-10	1997	3-2	5-1	8-3	2016	2-1	4-0	6-1
1979	3-4	1-5	4-9	1998	3-3	1-4	4-7	2017	1-2	2-1	3-3
1980	4-2	3-4	7-6	1999	5-1	1-5	6-6	2018	3-1	2-1	5-2
1981	1-2	2-1	3-3	2000	3-3	5-1	8-4	2019	2-1	3-1	5-2
1982	3-3	3-4	6-7	2001	2-1	4-2	6-3	2021	3-1	2-1	5-2
1983	4-3	2-4	6-7	2002	5-1	3-0	8-1	2022	1-2	2-1	3-3
1984	4-2	4-3	8-5	2003	2-1	5-1	7-2	2023	2-1	2-1	4-2
1985	3-4	2-4	5-8	2004	4-2	3-0	7-2	Totals	183-123	156-151	339-274
1986	2-4	3-4	5-8	2005	1-2	3-0	4-2				
1987	3-4	5-1	8-5	2006	1-2	4-2	5-4				

LOS ANGELES ANGELS



American League West

Angel Stadium

2000 Gene Autry Way

Anaheim, CA 92806

Phone: (714) 940-2000

Media Relations: (714) 940-2014

Owner..... Arte and Carole Moreno
 Chairman..... Dennis Kuhl
 General Manager..... Perry Minasian
 Manager..... Ron Washington
 664-611 (8 seasons)
 0-0 (1st season with Los Angeles)
 Senior Director, Communications..... Adam Chodzko (714) 812-5265
 Senior Manager, Communications..... Matt Birch (714) 271-6945
 Manager, Communications..... Grace McNamee (310) 902-6594
 Stadium..... Angel Stadium
 Capacity / Opened..... 45,603 / 1966

SERIES FACTS

Longest A's Winning Streak: 10 (twice), last: April 26, 1991-April 20, 1992
 Longest Angels Winning Streak: 12, September 18, 1996-September 17, 1997
 Last A's Series Sweep at Oakland (3 games): September 1-3, 2023
 Last A's Series Sweep at Oakland (4 games): April 18-20, 1980
 Last A's Series Sweep at Los Angeles (3 games): September 17-19, 2021
 Last A's Series Sweep at Los Angeles (4 games): October 4-7, 2001
 Last Angels Series Sweep at Oakland (3 games): August 8-10, 2022
 Last Angels Series Sweep at Oakland (4 games): July 10-13, 1997
 Last Angels Series Sweep at Los Angeles (3 games): September 27-29, 2022
 Last Angels Series Sweep at Los Angeles (4 games): August 28-31, 2014
 Most Runs in a Game by Oakland: 21, September 20, 2018 (21-3)
 Most Runs in a Game by Los Angeles: 17, July 4, 1979 (17-6)
 Widest Margin of Victory by Oakland: 18, September 20, 2018 (21-3)
 Widest Margin of Victory by Los Angeles: 13, April 21, 2015 (14-1)

SERIES BREAKDOWN

	W	L	PCT.
KC vs. Angels (1961-67)	49	77	.389
OAK vs. Angels (1968-2023)	484	409	.542
Totals	533	486	.523
at the Coliseum	255	192	.570
at Angel Stadium (since 1968)	229	217	.513

2024 SCHEDULE

Dates	Site	Times
June 24-26	LAA	6:38, 6:38, 1:07
July 2-4	OAK	6:40, 6:40, 1:07
July 19-21	OAK	6:40, 1:07, 1:07
July 25-28	LAA	6:38, 6:38, 6:38, 1:07

2023 RECAP

Date	H-A	W-L	Score	Winner	Loser
3/30	H	W	2-1	May	Loup
4/1	H	L	1-13	Sandoval	Fujinami
4/2	H	L	0-6	Anderson	Waldichuk
4/24	A	W	11-10	Oller	Barria
4/25	A	L	3-5	Canning	Miller
4/26	A	L	3-11	Sandoval	Medina
4/27	A	L	7-8	Ohtani	Sears
9/1	H	W	9-2	Sears	Sandoval
9/2	H	W	2-1	Blackburn	Canning
9/3	H	W	10-6	Pérez	Soriano
9/29	A	L	1-5	Daniel	Waldichuk
9/30	A	W	7-3	Boyle	Joyce
10/1	A	L	3-7	Fulmer	Sears
Totals		6-7	59-78		

YEAR-BY-YEAR SERIES RESULTS

Year	Home	Road	Totals	Year	Home	Road	Totals	Year	Home	Road	Totals
1968	7-2	6-3	13-5	1987	2-4	5-2	7-6	2006	3-7	5-4	8-11
1969	7-2	5-4	12-6	1988	6-1	3-3	9-4	2007	5-4	5-5	10-9
1970	5-4	5-4	10-8	1989	4-2	4-3	8-5	2008	4-5	5-5	9-10
1971	4-5	7-2	11-7	1990	4-3	5-1	9-4	2009	1-8	6-4	7-12
1972	5-4	5-4	10-8	1991	6-0	6-1	12-1	2010	6-4	2-7	8-11
1973	5-4	7-2	12-6	1992	5-2	3-3	8-5	2011	6-3	5-5	11-8
1974	7-2	5-4	12-6	1993	4-2	3-4	7-6	2012	3-6	7-3	10-9
1975	6-3	5-4	11-7	1994	3-0	3-3	6-3	2013	6-4	5-4	11-8
1976	6-3	6-3	12-6	1995	5-1	2-5	7-6	2014	6-3	3-7	9-10
1977	6-1	4-4	10-5	1996	3-4	4-2	7-6	2015	4-5	4-6	8-11
1978	3-5	3-4	6-9	1997	0-6	1-5	1-11	2016	3-6	4-6	7-12
1979	1-5	2-5	3-10	1998	4-2	3-3	7-5	2017	5-5	2-7	7-12
1980	6-1	4-2	10-3	1999	3-3	1-5	4-8	2018	5-5	4-5	9-10
1981	4-2	4-0	8-2	2000	5-2	3-3	8-5	2019	7-3	6-3	13-6
1982	3-4	1-5	4-9	2001	7-3	7-3	14-6	2020	5-2	1-2	6-4
1983	4-2	4-3	8-5	2002	7-3	4-6	11-9	2021	7-2	8-2	15-4
1984	2-5	4-2	6-7	2003	7-3	5-5	12-8	2022	4-6	3-6	7-12
1985	4-2	3-4	7-6	2004	4-5	5-5	9-10	2023	4-2	2-5	6-7
1986	2-5	1-5	3-10	2005	5-5	4-5	9-10	Totals	255-192	229-217	484-409

MINNESOTA TWINS



American League Central

Target Field
 1 Twins Way
 Minneapolis, MN 55403
Phone: (612) 659-3400
Media Relations: (612) 659-3471

Executive Chair Joe Pohlad
President & Chief Executive Office..... Dave St. Peter
President, Baseball OperationsDerek Falvey
Senior Vice President, General Manager..... Thad Levine
ManagerRocco Baldelli
 375-333 (5 seasons)
Vice President, Communications and Content.....Dustin Morse (612) 659-3472
Senior Manager, Baseball CommunicationsMitch Hestad (612) 659-3473
Stadium.....Target Field
Capacity / Opened38,544 / 2010

SERIES FACTS

Longest A's Winning Streak: 12, September 11, 2013-August 9, 2014
Longest Twins Winning Streak: 8 (twice), last: May 21-July 20, 2003
Last A's Series Sweep at Oakland (3 games): April 20-21, 2021
Last A's Series Sweep at Oakland (4 games): September 19-22, 2013
Last A's Series Sweep at Minnesota (3 games): April 7-10, 2014
Last A's Series Sweep at Minnesota (4 games): April 9-12, 1981
Last Twins Series Sweep at Oakland (3 games): July 14-16, 2023
Last Twins Series Sweep at Oakland (4 games): August 13-15, 1993
Last Twins Series Sweep at Minnesota (3 games): May 6-8, 2012
Last Twins Series Sweep at Minnesota (4 games): July 12-15, 2007
Last Twins Series Sweep at Minnesota (5 games): July 30-Aug. 2, 1976
Most Runs in a Game by Oakland: 18, September 11, 2013 (18-3)
Most Runs in a Game by Minnesota: 20, April 27, 1980 (20-11)
Widest Margin of Victory by Oakland: 15 (twice), last: September 11, 2013 (18-3)
Widest Margin of Victory by Minnesota: 13, May 6, 2015 (13-0)

SERIES BREAKDOWN

	W	L	PCT.
PHI vs. Senators (1901-54)	579	572	.503
KC vs. Senators (1955-60)	68	64	.515
KC vs. Twins (1961-67)	57	69	.452
OAK vs. Twins (1968-2023)	316	316	.500
Totals	1020	1021	.500
at the Coliseum	176	136	.564
at Target Field	23	25	.479

2024 SCHEDULE

Dates	Site	Times
June 13-15	MIN	4:40, 5:10, 11:10
June 21-23	OAK	6:40, 1:07, 1:07

2023 RECAP

Date	H-A	W-L	Score	Winner	Loser
7/14	H	L	4-5	Jax	Fujinami
7/15	H	L	7-10	Moran	Tarnok
7/16	H	L	4-5	López	Erceg
9/26	A	L	3-11	Ober	Blackburn
9/27	A	L	4-6	Keuchel	Jiménez
9/28	A	W	2-1	Erceg	Maeda
Totals	1-5	24-38			

YEAR-BY-YEAR SERIES RESULTS

Year	Home	Road	Totals	Year	Home	Road	Totals	Year	Home	Road	Totals
1968	6-3	4-5	10-8	1987	3-3	0-7	3-10	2006	3-1	1-5	4-6
1969	3-6	2-7	5-13	1988	4-3	4-2	8-5	2007	2-1	0-4	2-5
1970	2-7	3-6	5-13	1989	4-2	3-4	7-6	2008	4-3	1-2	5-5
1971	5-4	5-4	10-8	1990	5-2	2-4	7-6	2009	4-3	2-1	6-4
1972	6-2	3-6	9-8	1991	3-3	2-5	5-8	2010	1-2	2-4	3-6
1973	2-7	2-7	4-14	1992	4-3	4-2	8-5	2011	2-3	2-1	4-4
1974	7-2	6-3	13-5	1993	1-5	4-3	5-8	2012	2-1	3-3	5-4
1975	6-3	6-3	12-6	1994	2-2	3-0	5-2	2013	4-0	2-1	6-1
1976	6-3	1-8	7-11	1995	4-2	3-3	7-5	2014	3-1	3-0	6-1
1977	4-3	2-5	6-8	1996	4-2	3-4	7-6	2015	2-1	1-3	3-4
1978	3-5	3-4	6-9	1997	2-4	2-3	4-7	2016	3-0	1-2	4-2
1979	2-4	2-5	4-9	1998	3-3	4-1	7-4	2017	2-1	1-2	3-3
1980	5-2	2-4	7-6	1999	4-2	1-5	5-7	2018	2-1	3-1	5-2
1981	3-0	5-2	8-2	2000	2-4	5-1	7-5	2019	2-1	2-2	4-3
1982	5-2	5-1	10-3	2001	1-2	3-3	4-5	2021	3-0	2-1	5-1
1983	4-2	5-2	9-4	2002	4-2	2-1	6-3	2022	1-2	0-3	1-5
1984	4-3	1-5	5-8	2003	1-2	0-6	1-8	2023	0-3	1-2	1-5
1985	3-1	2-7	5-8	2004	2-1	3-1	5-2	Totals	176-136	140-180	316-316
1986	4-3	3-3	7-6	2005	3-3	3-1	6-4				

NEW YORK YANKEES



American League East
 Yankee Stadium
 One East 161st Street
 Bronx, NY 10451
 Phone: (718) 293-4300
 Media Relations: (718) 579-4460

Managing General Partner / ChairpersonHarold Z. (Hal) Steinbrenner
 President..... Randy Levine, Esq.
 Senior Vice President, General Manager.....Brian Cashman
 ManagerAaron Boone
 509-361 (6 seasons)
 Vice President, Communications & Media RelationsJason Zillo (718) 579-4515
 Senior Director, Communications & Media RelationsMichael Margolis (718) 579-4503
 Manager, Communications & Media RelationsKaitlyn Brennan
 Stadium.....Yankee Stadium
 Capacity / Opened46,537 / 2009

SERIES BREAKDOWN

	W	L	PCT.
PHI vs. Orioles (1901-02)	21	18	.538
PHI vs. Yankees (1903-54)	445	665	.401
KC vs. Yankees (1955-67)	75	183	.291
OAK vs. Yankees (1968-2023)	260	297	.467
Totals	801	1163	.408
at the Coliseum	146	134	.521
at Yankee Stadium	17	32	.347

2024 SCHEDULE

Dates	Site	Times
April 22-24	NY Yankees	10:05, 4:05, 4:05, 4:05
Sept. 20-22	OAK Athletics	6:40, 6:07, 1:07

2023 RECAP

Date	H-A	W-L	Score	Winner	Loser
5/8	A	L	2-7	Marinaccio	Sears
5/9	A	L	5-10	Schmidt	Rucinski
5/10	A	L	3-11	Cordero	Muller
6/27	H	W	2-1	Blackburn	Brito
6/28	H	L	0-11	Germán	Sears
6/29	H	L	4-10	Schmidt	Harris
Totals		1-5	16-50		

SERIES FACTS

Longest A's Winning Streak: 16, September 9, 1989-May 1, 1991
 Longest Yankees Winning Streak: 11, July 5, 2010-July 22, 2011
 Last A's Series Sweep at Oakland (3 games): August 20-22, 2019
 Last A's Series Sweep at Oakland (4 games): June 15-18, 2017
 Last A's Series Sweep at New York (3 games): April 19-21, 2016
 Last A's Series Sweep at New York (4 games): July 14-16, 1972
 Last Yankees Series Sweep at Oakland (3 games): May 25-27, 2012
 Last Yankees Series Sweep at Oakland (4 games): May 19-22, 2016
 Last Yankees Series Sweep at New York (3 games): May 8-10, 2023
 Last Yankees Series Sweep at New York (4 games): August 30-September 2, 2010
 Most Runs in a Game by Oakland: 19, August 29, 1989 (19-5)
 Most Runs in a Game by New York: 22, August 25, 2011 (22-9)
 Widest Margin of Victory by Oakland: 14, August 29, 1989 (19-5)
 Widest Margin of Victory by New York: 16, August 26, 1997 (18-2)

YEAR-BY-YEAR SERIES RESULTS

Year	Home	Road	Totals	Year	Home	Road	Totals	Year	Home	Road	Totals
1968	2-7	6-3	8-10	1987	4-2	3-3	7-5	2006	2-1	4-2	6-3
1969	5-1	1-5	6-6	1988	4-2	2-4	6-6	2007	2-1	2-1	4-2
1970	4-2	2-4	6-6	1989	4-2	5-1	9-3	2008	1-2	0-3	1-5
1971	2-4	5-1	7-5	1990	6-0	6-0	12-0	2009	1-2	1-5	2-7
1972	4-2	5-1	9-3	1991	3-3	3-3	6-6	2010	1-5	0-4	1-9
1973	5-1	3-3	8-4	1992	4-2	2-4	6-6	2011	0-3	3-3	3-6
1974	3-3	2-4	5-7	1993	4-2	2-4	6-6	2012	4-3	1-2	5-5
1975	3-3	3-3	6-6	1994	2-4	3-3	5-7	2013	3-0	2-1	5-1
1976	2-4	4-2	6-6	1995	5-1	4-3	9-4	2014	2-1	2-1	4-2
1977	1-4	1-5	2-9	1996	1-5	2-4	3-9	2015	3-1	1-2	4-3
1978	2-3	0-5	2-8	1997	3-2	2-4	5-6	2016	0-4	3-0	3-4
1979	1-5	2-4	3-9	1998	2-4	1-4	3-8	2017	4-0	1-2	5-2
1980	3-3	1-5	4-8	1999	2-4	2-2	4-6	2018	2-1	1-2	3-3
1981	2-2	1-2	3-4	2000	1-2	2-4	3-6	2019	3-0	1-2	4-2
1982	3-3	2-4	5-7	2001	6-0	0-3	6-3	2021	2-2	1-2	3-4
1983	2-4	2-4	4-8	2002	1-2	3-3	4-5	2022	2-2	0-3	2-5
1984	3-3	1-5	4-8	2003	4-2	2-1	6-3	2023	1-2	0-3	1-5
1985	4-2	1-5	5-7	2004	1-2	1-5	2-7	Totals	146-134	114-163	260-297
1986	4-2	3-3	7-5	2005	1-5	1-2	2-7				

SEATTLE MARINERS



American League West

T-Mobile Park

1250 First Avenue South

Seattle, WA 98134

Phone: (206) 346-4000

Media Relations: (206) 346-4000

Chairman & Managing Partner John Stanton
 President, Baseball Operations Jerry Dipoto
 Manager Scott Servais
 616-578 (8 seasons)
 Vice President, Communications Tim Hevly (206) 346-4402
 Coordinator, Baseball Information Adam Gresch (206) 346-4404
 Coordinator, Baseball Information Alex Mayer (206) 346-4403
 Stadium T-Mobile Park
 Capacity / Opened 47,378 / 1999

SERIES FACTS

Longest A's Winning Streak: 15, April 7-August 16, 2006
 Longest Mariners Winning Streak: 13, July 23, 2021 to May 23, 2022
 Last A's Series Sweep at Oakland (3 games): May 24-26, 2019
 Last A's Series Sweep at Oakland (4 games): September 10-13, 1992
 Last A's Series Sweep at Seattle (3 games): April 8-10, 2016
 Last A's Series Sweep at Seattle (4 games): September 30-October 3, 2010
 Last Mariners Series Sweep at Oakland (3 games): September 18-20, 2023
 Last Mariners Series Sweep at Oakland (4 games): September 20-23, 2021
 Last Mariners Series Sweep at Seattle (3 games): September 27-29, 2021
 Last Mariners Series Sweep at Seattle (4 games): May 22-25, 2023
 Most Runs in a Game by Oakland: 16, April 17, 1981 (16-1)
 Most Runs in a Game by Seattle: 15 (three times), last: August 6, 1995 (15-8)
 Widest Margin of Victory by Oakland: 15, April 17, 1981 (16-1)
 Widest Margin of Victory by Seattle: 13, July 2, 2003 (13-0)

SERIES BREAKDOWN

	W	L	PCT.
OAK vs. Mariners (1977-2023)	379	343	.525
Totals	379	343	.525
at the Coliseum	202	156	.564
at T-Mobile Park	100	120	.455

2024 SCHEDULE

Dates	Site	Times
May 10-12	SEA	6:40, 6:40, 1:10
June 4-6	OAK	6:40, 6:40, 12:37
Sept. 2-5	OAK	4:07, 6:40, 6:40, 12:37
Sept. 27-29	SEA	7:10, 6:40, 12:10

2023 RECAP

Date	H-A	W-L	Score	Winner	Loser
5/2	H	L	1-2	Speier	Lovelady
5/3	H	L	2-7	Brash	Oller
5/4	H	L	3-5	Kirby	Rucinski
5/22	A	L	2-11	Castillo	Muller
5/23	A	L	2-3	Gonzales	Medina
5/24	A	L	1-6	Miller	Waldichuk
5/25	A	L	2-3	Gilbert	Lovelady
8/28	A	L	0-7	Woo	Muller
8/29	A	W	3-1	Newcomb	Weaver
8/30	A	L	4-5	Topa	Snead
9/18	H	L	0-5	Woo	Sears
9/19	H	L	2-7	Castillo	Blackburn
9/20	H	L	3-6	Kirby	Estes
Totals	1-12	25-68			

YEAR-BY-YEAR SERIES RESULTS

Year	Home	Road	Totals	Year	Home	Road	Totals	Year	Home	Road	Totals
1977	3-4	4-4	7-8	1994	2-2	2-1	4-3	2011	5-4	4-6	9-10
1978	7-1	6-1	13-2	1995	5-2	2-4	7-6	2012	6-4	6-3	12-7
1979	5-1	3-4	8-5	1996	5-2	3-3	8-5	2013	4-6	4-5	8-11
1980	4-3	4-2	8-5	1997	2-4	3-3	5-7	2014	4-6	5-4	9-10
1981	3-1	3-0	6-1	1998	3-3	2-4	5-7	2015	3-7	3-6	6-13
1982	4-3	2-4	6-7	1999	4-2	2-4	6-6	2016	1-8	6-4	7-12
1983	4-2	5-2	9-4	2000	4-2	5-2	9-4	2017	4-5	3-7	7-12
1984	6-1	2-4	8-5	2001	5-5	4-5	9-10	2018	5-5	4-5	9-10
1985	5-1	3-4	8-5	2002	4-5	4-6	8-11	2019	6-4	4-5	10-9
1986	5-2	5-1	10-3	2003	5-5	2-7	7-12	2020	2-2	4-2	6-4
1987	3-3	2-5	5-8	2004	7-3	4-5	11-8	2021	1-8	3-7	4-15
1988	5-2	4-2	9-4	2005	6-3	6-3	12-6	2022	4-5	4-6	8-11
1989	5-1	4-3	9-4	2006	9-0	8-2	17-2	2023	0-6	1-6	1-12
1990	4-3	5-1	9-4	2007	1-8	4-6	5-14	Totals	203-158*	176-185	379-343
1991	6-0	0-7	6-7	2008	6-3	4-6	10-9				
1992	7-0	5-1	12-1	2009	4-6	1-8	5-14				
1993	3-3	6-1	9-4	2010	7-2	6-4	13-6				

*includes 1-3 in Tokyo, Japan

TAMPA BAY RAYS



American League East

Tropicana Field

One Tropicana Drive

St. Petersburg, FL 33705

Phone: (727) 825-3137

Media Relations: (727) 825-3242

SERIES BREAKDOWN

	W	L	PCT.
OAK vs. Rays (1998-2023)	118	88	.573
Totals	118	88	.573
at the Coliseum	64	38	.627
at Tropicana Field	54	50	.519

Principal OwnerStuart Sternberg
 President..... Brian Auld
 President..... Matt Silverman
 President, Baseball Operations Erik Neander
 Manager Kevin Cash
 739-617 (9 seasons)
 Vice President, Communications & Baseball Info... Jason Wallace (727) 825-3295
 Manager, Communications Elvis Martinez
 Stadium..... Tropicana Field
 Capacity / Opened25,025 / 1998

2024 SCHEDULE

Dates	Site	Times
May 28-30	TB	3:50, 3:50, 10:10
August 19-22	OAK	6:40, 6:40, 6:40, 12:37

2023 RECAP

Date	H-A	W-L	Score	Winner	Loser
4/7	A	L	5-9	Eflin	Waldichuk
4/8	A	L	0-11	Springs	Fujinami
4/9	A	L	0-11	Rasmussen	Kaprielian
6/12	H	W	4-3	Kaprielian	Eflin
6/13	H	W	2-1	Harris	Poche
6/14	H	L	3-6	Glasnow	Medina
6/15	H	L	3-4	Stephenson	Pruitt
Totals	2-5	17-45			

SERIES FACTS

Longest A's Winning Streak: 7 (twice), last: September 2, 2001-May 26, 2002
 Longest Rays Winning Streak: 6 (twice), last: May 2, 2022-April 9, 2023
 Last A's Series Sweep at Oakland (3 games): August 30-September 1, 2013
 Last A's Series Sweep at Oakland (4 games): None
 Last A's Series Sweep at Tampa Bay (3 games): None
 Last A's Series Sweep at Tampa Bay (4 games): September 10-13, 1999
 Last Rays Series Sweep at Oakland (3 games): May 2-4, 2022
 Last Rays Series Sweep at Oakland (4 games): None
 Last Rays Series Sweep at Tampa Bay (3 games): April 7-9, 2023
 Last Rays Series Sweep at Tampa Bay (4 games): July 24-27, 1998
 Most Runs in a Game by Oakland: 17, September 15, 2000 (17-3)
 Most Runs in a Game by Tampa Bay: 14 (twice), last: August 25, 2007 (14-3)
 Widest Margin of Victory by Oakland: 13, May 30, 2001 (15-2)
 Widest Margin of Victory by Tampa Bay: 11 (three times), last: April 9, 2023 (11-0)

YEAR-BY-YEAR SERIES RESULTS

Year	Home	Road	Totals	Year	Home	Road	Totals	Year	Home	Road	Totals
1998	3-2	2-4	5-6	2007	1-2	3-4	4-6	2016	3-1	2-1	5-2
1999	5-1	4-0	9-1	2008	2-4	1-2	3-6	2017	1-2	1-3	2-5
2000	3-1	4-1	7-2	2009	2-1	4-3	6-4	2018	1-3	1-2	2-5
2001	5-1	2-1	7-2	2010	4-3	0-2	4-5	2019	2-2	2-1	4-3
2002	3-0	5-1	8-1	2011	3-1	2-1	5-2	2021	2-1	2-2	4-3
2003	5-1	1-2	6-3	2012	1-2	4-2	5-4	2022	0-3	3-1	3-4
2004	3-0	4-2	7-2	2013	3-0	0-3	3-3	2023	2-2	0-3	2-5
2005	3-0	1-5	4-5	2014	2-1	2-1	4-2	Totals	64-38	54-50	118-88
2006	4-2	2-1	6-3	2015	1-2	2-2	3-4				

MAJOR LEAGUE BASEBALL DIRECTORY

Office of the Commissioner • 245 Park Avenue • New York, NY 10167 • (212) 931-7800

Chief Communications Officer: Pat Courtney (212) 931-7878
 Senior Vice President, Communications: Matt Bourne (212) 931-7882
 Vice President, Communications: John Blundell (212) 931-7885
 Vice President, Communications: Mike Teevan (212) 931-7879
 Vice President, Corporate Communications: Steven Arocho (212) 931-7851



TEXAS RANGERS



American League West

Globe Life Field

734 Stadium Drive

Arlington, TX 76011

Phone: (817) 533-1972

Media Relations: (817) 273-5203

Managing Partner & Majority OwnerRay Davis
 President, Business Operations & Chief Operating Officer.....Neil Leibman
 Executive Vice President and General Manager.....Chris Young
 ManagerBruce Bochy
 2093-2101 (26 seasons)
 90-72 (1 season)
 Vice President, Baseball CommunicationsRich Rice (817) 533-1657
 Assistant Director, Baseball Communications.....Tyler Strachan
 Stadium.....Globe Life Field
 Capacity / Opened40,518/ 2020

SERIES FACTS

Longest A's Winning Streak: 9 (twice), last: June 26, 2003-April 6, 2004
 Longest Rangers Winning Streak: 13, July 6, 1977-May 18, 1978
 Last A's Series Sweep at Oakland (3 games): August 6-8, 2021
 Last A's Series Sweep at Oakland (4 games): None
 Last A's Series Sweep at Texas (3 games): September 13-15, 2019
 Last A's Series Sweep at Texas (4 games): July 23-26, 2018
 Last Rangers Series Sweep at Oakland (3 games): September 22-24, 2015
 Last Rangers Series Sweep at Oakland (4 games): September 23-25, 1977
 Last Rangers Series Sweep at Texas (4 games): May 12-14, 2017
 Last Rangers Series Sweep at Texas (4 games): July 7-10, 2011
 Most Runs in a Game by Oakland: 23, September 30, 2000 (23-2)
 Most Runs in a Game by Texas: 18, April 22, 2023 (18-3)
 Widest Margin of Victory by Oakland: 21, September 30, 2000 (23-2)
 Widest Margin of Victory by Texas: 15, April 22, 2023 (18-3)

SERIES BREAKDOWN

	W	L	PCT.
KC vs. Senators (1961-67)	63	62	.504
OAK vs. Senators (1968-71)	34	20	.630
OAK vs. Rangers (1972-2023)	407	405	.501
Totals	504	487	.509
at the Coliseum	214	191	.528
at Globe Life Field	15	17	.469

2024 SCHEDULE

Dates	Site	Times
April 9-11	TEX	5:05, 5:05, 11:35
May 6-8	OAK	6:40, 12:37, 12:37 (DH)
Aug. 30-Sept. 1	TEX	5:05, 4:05, 11:35
Sept. 24-26	OAK	6:40, 6:40, 12:37

2023 RECAP

Date	H-A	W-L	Score	Winner	Loser
4/21	A	W	5-4	Jackson	Smith
4/22	A	L	3-18	Heaney	Fujinami
4/23	A	L	2-5	deGrom	Muller
5/11	H	L	0-4	Eovaldi	Medina
5/12	H	W	9-7	Fujinami	Burke
5/13	H	L	0-5	Gray	Kaprielian
5/14	H	L	3-11	Hernández	Pruitt
8/7	H	L	3-5	Sborz	Jiménez
8/8	H	L	1-6	Scherzer	Sears
8/9	H	W	2-0	Tarnok	Montgomery
9/8	A	W	6-3	Sweet	Montgomery
9/9	A	L	2-3	Smith	Erceg
9/10	A	L	4-9	Heaney	Medina
Totals	4-9	40-80			

YEAR-BY-YEAR SERIES RESULTS

Year	Home	Road	Totals	Year	Home	Road	Totals	Year	Home	Road	Totals
1972	4-2	7-2	11-4	1990	3-3	5-2	8-5	2008	4-6	3-6	7-12
1973	7-2	4-5	11-7	1991	2-5	2-4	4-9	2009	6-4	5-4	11-8
1974	3-6	5-4	8-10	1992	4-2	5-2	9-4	2010	5-5	4-5	9-10
1975	6-3	6-3	12-6	1993	4-3	1-5	5-8	2011	4-6	2-7	6-13
1976	4-5	3-6	7-11	1994	3-3	4-0	7-3	2012	7-2	4-6	11-8
1977	2-6	0-7	2-13	1995	3-4	2-4	5-8	2013	4-5	6-4	10-9
1978	4-2	2-7	6-9	1996	3-3	4-3	7-6	2014	2-7	7-3	9-10
1979	1-6	1-5	2-11	1997	3-3	2-4	5-7	2015	4-6	6-3	10-9
1980	3-3	4-3	7-6	1998	2-4	4-2	6-6	2016	5-5	4-5	9-10
1981	2-1	2-1	4-2	1999	4-2	1-5	5-7	2017	8-1	3-7	11-8
1982	3-3	2-5	5-8	2000	4-2	1-5	5-7	2018	7-3	6-3	13-6
1983	2-5	0-6	2-11	2001	4-5	5-5	9-10	2019	7-3	6-3	13-6
1984	5-1	3-4	8-5	2002	8-2	5-4	13-6	2020	3-0	4-3	7-3
1985	3-4	3-3	6-7	2003	8-1	7-3	15-4	2021	5-4	5-5	10-9
1986	2-4	1-6	3-10	2004	6-4	5-5	11-9	2022	4-6	4-5	8-11
1987	3-4	3-3	6-7	2005	4-6	7-2	11-8	2023	2-5	2-4	4-9
1988	4-2	4-3	8-5	2006	4-5	5-5	9-10	Totals	214-191	193-214	407-405
1989	4-3	4-2	8-5	2007	6-4	3-6	9-10				

TORONTO BLUE JAYS



American League East

Rogers Centre

1 Blue Jays Way

Toronto, Ontario M5V 1J1

Phone: (416) 341-1000

Media Relations: (416) 341-1301

Chairman, Toronto Blue JaysEdward Rogers
 President and Chief Executive Officer Mark Shapiro
 Executive V.P., Baseball Operations & General Manager..... Ross Atkins
 ManagerJohn Schneider
 135-101 (2 seasons)
 Vice President, Communications Andrea Goldstein (647) 801-4394
 Senior Manager of Baseball Communications Adam Felton (647) 283-8795
 Manager of Baseball Information..... Simon Wells
 Stadium..... Rogers Centre
 Capacity / Opened41,500 / 1989

SERIES FACTS

Longest A's Winning Streak: 9, July 22, 1980-May 24, 1981
 Longest Blue Jays Winning Streak: 8, June 18-September 15, 1982
 Last A's Series Sweep at Oakland (3 games): July 30-August 1, 2018
 Last A's Series Sweep at Oakland (4 games): July 3-6, 2014
 Last A's Series Sweep at Toronto (3 games): April 8-10, 2008
 Last A's Series Sweep at Toronto (4 games): May 17-20, 2018
 Last Blue Jays Series Sweep at Oakland (3 games): April 19-21, 2019
 Last Blue Jays Series Sweep at Oakland (4 games): None
 Last Blue Jays Series Sweep at Toronto (3 games): September 3-5, 2021
 Last Blue Jays Series Sweep at Toronto (4 games): July 24-27, 2017
 Most Runs in a Game by Oakland: 17 (twice), last: August 24, 2003 (17-2)
 Most Runs in a Game by Toronto: 18, July 29, 1995 (18-11)
 Widest Margin of Victory by Oakland: 16, July 25, 2012 (16-0)
 Widest Margin of Victory by Toronto: 12 (twice), last: May 29, 2008 (12-0)

SERIES BREAKDOWN

	W	L	PCT.
OAK vs. Blue Jays (1977-2023)	231	213	.521
Totals	231	213	.521
at the Coliseum	117	105	.527
at Rogers Centre	73	74	.497

2024 SCHEDULE

Dates	Site	Times
June 7-9	OAK	6:40, 1:07, 1:07
August 9-11	TOR	4:07, 12:07, 10:37

2023 RECAP

Date	H-A	W-L	Score	Winner	Loser
6/23	A	W	5-4	Erceg	Romano
6/24	A	L	3-7	Berrios	Fujinami
6/25	A	L	1-12	Kikuchi	Medina
9/4	H	L	5-6	Romano	Pérez
9/5	H	L	1-7	Bassitt	Neal
9/6	H	W	5-2	Sears	Ryu
Totals	2-4	20-38			

YEAR-BY-YEAR SERIES RESULTS

Year	Home	Road	Totals	Year	Home	Road	Totals	Year	Home	Road	Totals
1977	2-3	5-0	7-3	1994	2-1	3-0	5-1	2011	2-2	3-3	5-5
1978	5-0	2-4	7-4	1995	2-3	1-4	3-7	2012	3-3	2-1	5-4
1979	2-4	2-4	4-8	1996	1-5*	3-3	4-8	2013	1-2	3-1	4-3
1980	4-2	4-2	8-4	1997	4-1	2-4	6-5	2014	4-0	0-3	4-3
1981	6-0	4-2	10-2	1998	3-3	2-3	5-6	2015	1-2	0-3	1-5
1982	0-6	3-3	3-9	1999	2-2	6-0	8-2	2016	2-1	1-2	3-3
1983	4-2	2-4	6-6	2000	4-2	3-1	7-3	2017	2-1	0-4	2-5
1984	2-4	2-4	4-8	2001	2-1	4-2	6-3	2018	3-0	4-0	7-0
1985	2-4	3-3	5-7	2002	3-3	0-3	3-6	2019	0-3	0-3	0-6
1986	5-1	3-3	8-4	2003	2-1	3-1	5-2	2021	2-2	0-3	2-5
1987	3-3	4-2	7-5	2004	4-2	2-1	6-3	2022	2-1	1-2	3-3
1988	3-3	6-0	9-3	2005	4-3	1-2	5-5	2023	1-2	1-2	2-4
1989	4-2	3-3	7-5	2006	3-1	3-3	6-4	Totals	117-107*	114-106	231-213
1990	2-4	5-1	7-5	2007	2-4	3-0	5-4				
1991	3-3	3-3	6-6	2008	1-2	3-4	4-6				
1992	3-3	3-3	6-6	2009	2-4	1-2	3-6				
1993	1-5	4-2	5-7	2010	2-1	1-3	3-4				

*includes 0-2 in Las Vegas

ARIZONA DIAMONDBACKS



National League West
 Chase Field
 401 East Jefferson Street
 Phoenix, AZ 85004
 Phone: (602) 462-6500
 Media Relations: (602) 462-6519

Managing General Partner Ken Kendrick
 President & Chief Executive Officer Derrick Hall
 Executive Vice President & General Manager Mike Hazen
 Manager Torey Lovullo
 495-537 (7 seasons)
 Vice President, Communications Casey Wilcox (602) 741-4810
 Manager, Player and Media Relations Shane Phillips (951) 265-9034
 Stadium Chase Field
 Capacity / Opened 48,330 / 1998

SERIES FACTS

Longest A's Winning Streak: 6, August 19, 2020-June 9, 2021
 Longest Diamondbacks Winning Streak: 4 (twice), last: June 8, 2012-August 28, 2015
 Last A's Series Sweep at Arizona (3 games): July 6-8, 2001
 Last Diamondbacks Series Sweep at Oakland (3 games): June 30-July 2, 2006
 Last Diamondbacks Series Sweep at Arizona (3 games): June 8-10, 2012
 Most Runs in a Game by Oakland: 15, June 17, 2008 (15-1)
 Most Runs in a Game by Arizona: 12, June 7, 1998 (12-4)
 Widest Margin of Victory by Oakland: 14, June 17, 2008 (15-1)
 Widest Margin of Victory by Arizona: 10, June 18, 2008 (11-1)

SERIES BREAKDOWN

	W	L	PCT.
OAK vs. Diamondbacks (1998-2023)	24	20	.545
Totals	24	20	.545
at the Coliseum	14	11	.580
at Chase Field	10	9	.526

2024 SCHEDULE

Dates	Site	Times
June 26-30	ARI	6:40, 1:10, 1:10

2023 RECAP

Date	H-A	W-L	Score	Winner	Loser
5/15	H	L	2-5	Kelly	Rucinski
5/16	H	W	9-8	Pruitt	McGough
5/17	H	L	3-5	Ruiz	Fujinami
Totals		1-2	14-18		

YEAR-BY-YEAR SERIES RESULTS

Year	Home	Road	Totals	Year	Home	Road	Totals	Year	Home	Road	Totals
1998	2-1	0-0	2-1	2008	0-0	1-2	1-2	2018	2-1	0-0	2-1
1999	0-0	2-1	2-1	2009	1-2	0-0	1-2	2020	2-0	0-2	2-2
2000	2-1	0-0	2-1	2011	2-1	0-0	2-1	2021	2-0	2-0	4-0
2001	0-0	3-0	3-0	2012	0-0	0-3	0-3	2023	1-2	0-0	1-2
2006	0-3	0-0	0-3	2015	0-0	2-1	2-1	Totals	14-11	10-9	24-20

ATLANTA BRAVES



National League East
 Truist Park
 755 Battery Avenue, SE
 Atlanta, GA 30339
 Phone: (404) 522-7630

Chairman Terry McGuirk
 President & CEO, Atlanta Braves Derek Schiller
 President, Baseball Operations and General Manager Alex Anthopoulos
 Manager Brian Snitker
 646-509 (8 seasons)
 Director, Baseball Communications Jonathan Kerber (404) 614-1379
 Manager, Baseball Communications Jared Burleyson (404) 614-1541
 Manager, Player Relations Franco Garcia (404) 614-2466
 Stadium Truist Park
 Capacity / Opened 41,184 / 2017

SERIES FACTS

Longest A's Winning Streak: 1 (four times), last: May 17, 2008
 Longest Braves Winning Streak: 11, May 18, 2008-September 7, 2022
 Last Braves Series Sweep at Oakland (3 games): June 30-July 2, 2017
 Last Braves Series Sweep at Atlanta (3 games): August 15-17, 2014
 Most Runs in a Game by Oakland: 11, June 12, 2005 (11-5)
 Most Runs in a Game by Atlanta: 13, June 8, 2022 (13-2)
 Widest Margin of Victory by Oakland: 6, June 12, 2005 (11-5)
 Widest Margin of Victory by Atlanta: 11, June 8, 2022 (13-2)

SERIES BREAKDOWN

	W	L	PCT.
OAK vs. Braves (2003-23)	6	16	.273
Totals	6	16	.273
at the Coliseum	3	8	.273
at Truist Park	0	2	.000

2024 SCHEDULE

Dates	Site	Times
May 31-June 2	ATL	4:20, 1:10, 10:35

2023 RECAP

Date	H-A	W-L	Score	Winner	Loser
5/29	H	W	7-2	Erceg	Soroka
5/30	H	W	2-1	Fujinami	Iglesias
5/31	H	L	2-4	Shuster	Kaprielian
Totals	2-1	11-7			

YEAR-BY-YEAR SERIES RESULTS

Year	Home	Road	Totals	Year	Home	Road	Totals	Year	Home	Road	Totals
2003	1-2	0-0	1-2	2014	0-0	0-3	0-3	2023	2-1	0-0	2-1
2005	0-0	2-1	2-1	2017	0-3	0-0	0-3	Totals	3-8	3-9	6-16
2008	0-0	1-2	1-2	2022	0-2	0-2	0-4				

CHICAGO CUBS



National League Central
 Wrigley Field
 1060 West Addison
 Chicago, IL 60613
 Phone: (773) 404-2827
 Media Relations: (773) 404-4191

ChairmanTom Ricketts
 President, Baseball OperationsJed Hoyer
 General ManagerCarter Hawkins
 ManagerCraig Counsell
 707-625 (9 seasons)
 0-0 (1st season with Chicago)
 Manager, Media RelationsJoanna Schimmel (773) 404-4019
 StadiumWrigley Field
 Capacity / Opened41,072 / 1914

SERIES FACTS

Longest A's Winning Streak: 1 (five times), last: August 6, 2019
 Longest Cubs Winning Streak: 4 (twice), last: August 7, 2019 to present
 Last Cubs Series Sweep at Oakland (3 games): 3, April 17-19, 2023
 Most Runs in a Game by Oakland: 11, August 6, 2019 (11-4)
 Most Runs in a Game by Chicago: 12, April 19, 2023 (12-2)
 Widest Margin of Victory by Oakland: 7, August 6, 2019 (11-4)
 Widest Margin of Victory by Chicago: 10, April 19, 2023 (12-2)

SERIES BREAKDOWN

	W	L	PCT.
OAK vs. Cubs (2004-23)	5	13	.278
Totals	5	13	.278
at the Coliseum	2	7	.222
at Wrigley Field	3	6	.333

2024 SCHEDULE

Dates	Site	Times
Sept. 16-18	CHC	4:40, 4:40, 11:20

2023 RECAP

Date	H-A	W-L	Score	Winner	Loser
4/17	H	L	1-10	Wesneski	Muller
4/18	H	L	0-4	Leiter	May
4/19	H	L	2-12	Steele	Smith
Totals		0-3	3-26		

YEAR-BY-YEAR SERIES RESULTS

Year	Home	Road	Totals	Year	Home	Road	Totals	Year	Home	Road	Totals
2004	0-0	1-2	1-2	2016	0-3	0-0	0-3	2023	0-3	0-0	0-3
2010	0-0	1-2	1-2	2019	0-0	1-2	1-2	Totals	2-7	3-6	5-13
2013	2-1	0-0	2-1								

CINCINNATI REDS



National League Central
Great American Ball Park
100 Joe Nuxhall Way
Cincinnati, OH 45202
Phone: (513) 765-7000
Media Relations: (513) 765-7800

Chief Executive Officer.....Bob Castellini
Vice President, General Manager.....Nick Krall
Manager.....David Bell
333-375 (5 seasons)
Senior Director, Media Relations..... Larry Herms (513) 702-8834
Director, Media RelationsJamie Ramsey (513) 806-6053
Stadium.....Great American Ball Park
Capacity / Opened42,271 / 2003

SERIES FACTS

Longest A's Winning Streak: 7, June 21, 2002-June 18, 2007
Longest Reds Winning Streak: 4, August 6, 2013 to June 11, 2016
Last A's Series Sweep at Oakland (3 games): June 7-9, 2004
Last A's Series Sweep at Cincinnati (3 games): June 21-23, 2002
Last Reds Series Sweep at Oakland (3 games): June 21-23, 2010
Most Runs in a Game by Oakland: 17, June 9, 2004 (17-8)
Most Runs in a Game by Cincinnati: 11, April 28, 2023 (11-7)
Widest Margin of Victory by Oakland: 11, June 7, 2004 (13-2)
Widest Margin of Victory by Cincinnati: 4, April 28, 2023 (11-7)

SERIES BREAKDOWN

	W	L	PCT.
OAK vs. Reds (2002-23)	14	11	.560
Totals	14	11	.560
at the Coliseum	10	7	.588
at Great American Ballpark	1	4	.200

2024 SCHEDULE

Dates	Site	Times
August 27-29	CIN	3:40, 3:40, 2:10

2023 RECAP

Date	H-A	W-L	Score	Winner	Loser
4/28	H	L	7-11	Cessa	Rucinski
4/29	H	L	2-3	Legurmina	Familia
4/30	H	W	5-4	Jackson	Law
Totals		1-2	14-18		

YEAR-BY-YEAR SERIES RESULTS

Year	Home	Road	Totals	Year	Home	Road	Totals	Year	Home	Road	Totals
2002	0-0	3-0	3-0	2010	0-3	0-0	0-3	2019	2-1	0-0	2-1
2004	3-0	0-0	3-0	2013	2-0	0-2	2-2	2023	1-2	0-0	1-2
2007	2-1	0-0	2-1	2016	0-0	1-2	1-2	Totals	10-7	4-4	14-11

COLORADO ROCKIES



National League West

Coors Field

2001 Blake Street

Denver, CO 80205

Phone: (303) 292-0200

Media Relations: (303) 312-2325

Owner/Chairman and Chief Executive Officer.....Richard L. Monfort

Senior Vice President and General Manager.....Bill Schmidt

Manager.....Bud Black

1125-1269 (16 seasons)

476-556 (7 seasons with Colorado)

Director, Communications.....Cory Little (303) 312-2232

Supervisor, Communications.....Shelby Cravens (720) 648-7019

Stadium.....Coors Field

Capacity / Opened.....50,144 / 1995

SERIES FACTS

Longest A's Winning Streak: 4 (twice), last: June 12, 2012-June 29, 2015

Longest Rockies Winning Streak: 6, July 27, 2018-September 15, 2020

Last A's Series Sweep at Oakland: July 15-17, 2001

Last A's Series Sweep at Colorado: June 12-14, 2012

Last Rockies Series Sweep at Oakland: June 26-28, 2009

Last Rockies Series Sweep at Colorado: July 27-29, 2018

Most Runs in a Game by Oakland: 11 (twice), last: July 29, 2023 (11-3)

Most Runs in a Game by Colorado: 18, July 18, 2000 (18-3)

Widest Margin of Victory by Oakland: 8, July 29, 2023 (11-3)

Widest Margin of Victory by Colorado: 15, July 18, 2000 (18-3)

SERIES BREAKDOWN

	W	L	PCT.
OAK vs. Rockies (1997-2023)	20	21	.488
Totals	20	21	.488
at the Coliseum	9	7	.563
at Coors Field	11	14	.440

2024 SCHEDULE

Dates	Site	Times
May 21-23	OAK	6:40, 6:40, 12:37

2023 RECAP

Date	H-A	W-L	Score	Winner	Loser
7/28	A	W	8-5	Sears	Freeland
7/29	A	W	11-3	Blackburn	Flexen
7/30	A	L	0-2	Blach	Medina
Totals		2-1	19-10		

YEAR-BY-YEAR SERIES RESULTS

Year	Home	Road	Totals	Year	Home	Road	Totals	Year	Home	Road	Totals
1997	1-1	0-2	1-3	2006	0-0	1-2	1-2	2020	0-2	1-1	1-3
1998	0-0	1-2	1-2	2009	0-3	0-0	0-3	2021	0-0	2-1	2-1
1999	3-0	0-0	3-0	2012	0-0	3-0	3-0	2023	0-0	2-1	2-1
2000	0-0	1-2	1-2	2015	2-1	0-0	2-1	Totals	9-7	11-14	20-21
2001	3-0	0-0	3-0	2018	0-0	0-3	0-3				

LOS ANGELES DODGERS



National League West
 Dodger Stadium
 1000 Vin Scully Avenue
 Los Angeles, CA 90012
 Phone: (323) 224-1500
 Media Relations: (323) 224-1301

Chairman & Owner.....Mark Walter
 President & CEO.....Stan Kasten
 President of Baseball Operations.....Andrew Friedman
 Executive Vice President & General Manager.....Brandon Gomes
 Manager.....Dave Roberts
 753-442 (8 seasons)
 Senior Director, Public Relations.....Joe Jareck (323) 224-1549
 Director, Player Relations & Publicity.....Juan Dorado (323) 224-1342
 Stadium.....Dodger Stadium
 Capacity / Opened.....56,000 / 1962

SERIES FACTS

Longest A's Winning Streak: 4 (twice), last: June 19, 2012-July 28, 2015
 Longest Dodgers Winning Streak: 3 (three times), last: August 1, 2023 to present
 Last A's Series Sweep at Oakland: June 19-21, 2012
 Last Dodgers Series Sweep at Los Angeles: August 1-3, 2023
 Most Runs in a Game by Oakland: 16, April 11, 2018 (16-6)
 Most Runs in a Game by Los Angeles: 10 (three times), last: August 2, 2023 (10-1)
 Widest Margin of Victory by Oakland: 10, April 11, 2018 (16-6)
 Widest Margin of Victory by Los Angeles: 9, August 2, 2023 (10-1)

SERIES BREAKDOWN

	W	L	PCT.
OAK vs. Dodgers (1997-2023)	23	19	.548
Totals	23	19	.548
at the Coliseum	16	5	.762
at Dodger Stadium	7	14	.333

2024 SCHEDULE

Dates	Site	Times
August 2-4	OAK	6:40, 6:07, 1:07

2023 RECAP

Date	H-A	W-L	Score	Winner	Loser
8/1	A	L	3-7	Lynn	Waldichuk
8/2	A	L	1-10	Gonsolin	Harris
8/3	A	L	2-8	Urias	Sears
Totals		0-3	6-25		

YEAR-BY-YEAR SERIES RESULTS

Year	Home	Road	Totals	Year	Home	Road	Totals	Year	Home	Road	Totals
1997	1-1	0-2	1-3	2006	3-0	0-0	3-0	2020	0-0	1-2	1-2
1998	0-0	1-2	1-2	2009	0-0	1-2	1-2	2021	1-2	0-0	1-2
1999	3-0	0-0	3-0	2012	3-0	0-0	3-0	2023	0-0	0-3	0-3
2000	0-0	2-1	2-1	2015	2-0	1-1	3-1	Totals	16-5	7-14	23-19
2001	2-1	0-0	2-1	2018	1-1	1-1	2-2				

MIAMI MARLINS



National League East

Loan Depot Park
501 Marlins Way
Miami, FL 33125
Phone: (305) 480-1300

Chairman and Principal OwnerBruce Sherman
President of Baseball Operations.....Peter Bendix
Manager Skip Schumaker
84-78 (1 season)
Senior Director, Communications Jon Erik Alvarez (305) 281-8559
Manager, CommunicationsWilliam Nadal
Stadium.....Loan Depot Park
Capacity / Opened37,446 / 2012

SERIES FACTS

Longest A's Winning Streak: 3, June 27-29, 2014
Longest Marlins Winning Streak: 4, June 13, 2017-August 23, 2022
Last A's Series Sweep at Miami (3 games): June 27-29, 2014
Last Marlins Series Sweep at Miami (3 games): June 2-4, 2023
Most Runs in a Game by Oakland: 9 (twice), last: May 23, 2017 (9-11)
Most Runs in a Game by Miami: 13, June 3, 2003 (13-2)
Widest Margin of Victory by Oakland: 6, June 22, 2008 (7-1)
Widest Margin of Victory by Miami: 11 (twice), last: June 3, 2023 (12-1)

SERIES BREAKDOWN

	W	L	PCT.
OAK vs. Marlins (2003-23)	9	13	.409
Totals	9	13	.409
at the Coliseum	5	6	.455
at Loan Depot Park	3	5	.375

2024 SCHEDULE

Dates	Site	Times
May 3-5	OAK	6:40, 1:07, 1:07

2023 RECAP

Date	H-A	W-L	Score	Winner	Loser
6/2	A	L	0-4	Cabrera	Fujinami
6/3	A	L	1-12	Pérez	Medina
6/4	A	L	5-7	Scott	Pruitt
Totals		0-3	6-23		

YEAR-BY-YEAR SERIES RESULTS

Year	Home	Road	Totals	Year	Home	Road	Totals	Year	Home	Road	Totals
2003	0-0	1-2	1-2	2014	0-0	3-0	3-0	2023	0-0	0-3	0-3
2008	2-1	0-0	2-1	2017	1-1	0-2	1-3	Totals	5-6	4-7	9-13
2011	1-2	0-0	1-2	2022	1-2	0-0	1-2				

MILWAUKEE BREWERS



National League Central

American Family Field

One Brewers Way

Milwaukee, WI 53214

Phone: (414) 902-4400

Media Relations: (414) 902-4500

Chairman and Principal Owner Mark Attanasio
 Senior Vice President and General Manager..... Matt Arnold
 ManagerPat Murphy
 42-54 (1 season)
 0-0 (1st season with Milwaukee)
 Senior VP, Communications & Affiliate Operations....Tyler Barnes (414) 902-4468
 Senior Director, Media Relations.....Mike Vassallo (414) 902-4473
 Manager, Media Relations.....Andrew Gruman (414) 902-4470
 Stadium.....American Family Field
 Capacity / Opened41,700 / 2001

SERIES FACTS

Longest A's Winning Streak: 9, October 1, 1970-June 20, 1971
 Longest Brewers Winning Streak: 8 (twice), last: June 16, 1991-June 8, 1992
 Last A's Series Sweep at Oakland (3 games): June 10-12, 2002
 Last A's Series Sweep at Oakland (4 games): None
 Last A's Series Sweep at Milwaukee (3 games): June 9-11, 2023
 Last A's Series Sweep at Milwaukee (4 games): None
 Last Brewers Series Sweep at Oakland (3 games): August 23-25, 1991
 Last Brewers Series Sweep at Oakland (4 games): None
 Last Brewers Series Sweep at Milwaukee (3 games): September 25-27, 1992
 Last Brewers Series Sweep at Milwaukee (4 games): August 24-26, 1993
 Most Runs in a Game by Oakland: 19, May 15, 1985 (19-3)
 Most Runs in a Game by Milwaukee: 16, June 13, 1996 (16-3)
 Widest Margin of Victory by Oakland: 16, May 15, 1985 (19-3)
 Widest Margin of Victory by Milwaukee: 13, June 13, 1996 (16-3)

SERIES BREAKDOWN

	W	L	PCT.
OAK vs. Seattle Pilots (1969)	13	5	.722
OAK vs. Brewers (1970-2023)	184	159	.536
Totals	197	164	.546
at the Coliseum (since 1970)	106	66	.616
at American Family Field	5	3	.625

2024 SCHEDULE

Dates	Site	Times
August 23-25	OAK	6:40, 1:07, 1:07

2023 RECAP

Date	H-A	W-L	Score	Winner	Losers
6/9	A	W	5-2	Medina	Houser
6/10	A	W	2-1	Fujinami	Payamps
6/11	A	W	8-6	Sears	Peralta
Totals		3-0	15-9		

YEAR-BY-YEAR SERIES RESULTS

Year	Home	Road	Totals	Year	Home	Road	Totals	Year	Home	Road	Totals
1970	6-3	4-5	10-8	1982	2-4	3-3	5-7	1994	1-2	0-2	1-4
1971	7-2	8-1	15-3	1983	4-2	2-4	6-6	1995	1-3	1-4	2-7
1972	4-2	4-2	8-4	1984	4-2	4-2	8-4	1996	3-3	2-4	5-7
1973	4-2	4-2	8-4	1985	4-2	5-1	9-3	1997	5-1	1-4	6-5
1974	4-2	3-3	7-5	1986	5-1	2-4	7-5	2002	3-0	0-0	3-0
1975	3-3	4-2	7-5	1987	3-3	3-3	6-6	2013	0-0	2-1	2-1
1976	5-1	2-4	7-5	1988	4-2	5-1	9-3	2016	1-1	0-2	1-3
1977	3-2	2-3	5-5	1989	4-2	3-3	7-5	2019	2-1	0-0	2-1
1978	0-5	1-4	1-9	1990	5-1	2-4	7-5	2023	0-0	3-0	3-0
1979	4-2	2-4	6-6	1991	3-3	1-5	4-8	Totals	106-66	78-93	184-159
1980	2-4	3-3	5-7	1992	3-3	2-4	5-7				
1981	2-1	0-3	2-4	1993	5-1	0-6	5-7				

NEW YORK METS



National League East
 Citi Field
 41 Seaver Way
 Flushing, NY 11368
 Phone: (718) 507-METS
 Media Relations: (718) 565-4330

Owner, Chairman and CEO Steven A. Cohen
 President Sandy Alderson
 General Manager Billy Eppler
 Manager Carlos Mendoza
 0-0 (1st season)
 Senior Director, Communications Ethan Wilson (718) 791-5929
 Director, Communications and Publications Zach Weber (516) 642-6718
 Stadium Citi Field
 Capacity / Opened 41,922 / 2009

SERIES FACTS

Longest A's Winning Streak: 2 (twice), last: June 25-August 19, 2014
 Longest Mets Winning Streak: 4 (twice), last: September 25, 2022 to present
 Last Mets Series Sweep at Oakland (3 games): April 14-16, 2023
 Last Mets Series Sweep at New York (3 games): June 22-24, 2007
 Most Runs in a Game by Oakland: 10, September 24, 2022 (10-4)
 Most Runs in a Game by New York: 17, April 14, 2023 (17-6)
 Widest Margin of Victory by Oakland: 6, September 24, 2022 (10-4)
 Widest Margin of Victory by New York: 11, April 14, 2023 (17-6)

SERIES BREAKDOWN

	W	L	PCT.
OAK vs. Mets (2005-23)	7	15	.318
Totals	7	15	.318
at the Coliseum	4	7	.364
at Citi Field	3	5	.375

2024 SCHEDULE

Dates	Site	Times
August 13-15	NYM	4:10, 4:10, 10:10

2023 RECAP

Date	H-A	W-L	Score	Winner	Loser
4/14	H	L	6-17	Santana	Kaprielian
4/15	H	L	2-3	Smith	Fujinami
4/16	H	L	3-4	Yacabonis	Moll
Totals		0-3	11-24		

YEAR-BY-YEAR SERIES RESULTS

Year	Home	Road	Totals	Year	Home	Road	Totals	Year	Home	Road	Totals
2005	2-1	0-0	2-1	2014	1-1	1-1	2-2	2023	0-3	0-0	0-3
2007	0-0	0-3	0-3	2017	0-0	1-2	1-2	Totals	4-7	3-8	7-15
2011	0-0	1-2	1-2	2022	1-2	0-0	1-2				

PHILADELPHIA PHILLIES



National League East

Citizens Bank Park

One Citizens Bank Way

Philadelphia, PA 19148

Phone: (215) 463-6000

Press Box: (215) 218-5264

Managing Partner John Middleton
 President, Baseball Operations David Dombrowski
 Vice President and General Manager Sam Fuld
 Manager Rob Thomson
 155-118 (2 seasons)
 Vice President, Baseball Communications Kevin Gregg (215) 218-5297
 Director, Baseball Communications Chris Ware (215) 218-5245
 Coordinator, Baseball Communications Kenny Ayres (215) 218-5142
 Stadium Citizens Bank Park
 Capacity / Opened 42,792 / 2004

SERIES FACTS

Longest A's Winning Streak: 3, June 18, 2005-June 24, 2008
 Longest Phillies Winning Streak: 3 (twice), last: June 16, 2023 to present
 Last Phillies Series Sweep at Oakland (3 games): June 16-18, 2023
 Most Runs in a Game by Oakland: 8, September 21, 2014 (8-6)
 Most Runs in a Game by Philadelphia: 9, April 8, 2022 (9-5)
 Widest Margin of Victory by Oakland: 5, June 26, 2008 (5-0)
 Widest Margin of Victory by Philadelphia: 6, June 8, 2003 (7-1)

SERIES BREAKDOWN

	W	L	PCT.
OAK vs. Phillies (2003-23)	11	13	.458
Totals	11	13	.458
at the Coliseum	6	6	.500
at Citizens Bank Park	4	5	.444

2024 SCHEDULE

Dates	Site	Times
July 12-14	PHI	3:40, 1:05, 10:35

2023 RECAP

Date	H-A	W-L	Score	Winner	Loser
6/16	H	L	1-6	Walker	Sears
6/17	H	L	2-3	Vasquez	Waldichuk
6/18	H	L	2-3	Wheeler	Harris
Totals		0-3	5-12		

YEAR-BY-YEAR SERIES RESULTS

Year	Home	Road	Totals	Year	Home	Road	Totals	Year	Home	Road	Totals
2003	0-0	1-2	1-2	2011	0-0	1-2	1-2	2022	0-0	1-2	1-2
2005	2-1	0-0	2-1	2014	2-1	0-0	2-1	2023	0-3	0-0	0-3
2008	2-1	0-0	2-1	2017	0-0	2-1	2-1	Totals	6-6	5-7	11-13

PITTSBURGH PIRATES



National League Central
 PNC Park at North Shore
 115 Federal Street
 Pittsburgh, PA 15212
 Phone: (412) 323-5000
 Media Relations: (412) 325-4728

Chairman of the Board Bob Nutting
 President Travis Williams
 General Manager Ben Cherington
 Manager Derek Shelton
 218-328 (4 seasons)
 Director, Baseball Communications Patrick Kurish
 Director, Media Relations Dan Hart (412) 325-4976
 Stadium PNC Park
 Capacity / Opened 38,080 / 2001

SERIES FACTS

Longest A's Winning Streak: 11, June 18, 2002 to July 9, 2013
 Longest Pirates Winning Streak: 4, July 10, 2013 to July 3, 2016
 Last A's Series Sweep at Oakland (3 games): June 25-27, 2010
 Last A's Series Sweep at Pittsburgh (3 games): June 18-20, 2002
 Last Pirates Series Sweep at Oakland (3 games): July 1-3, 2016
 Most Runs in a Game by Oakland: 14 (twice), last: May 3, 2019 (14-1)
 Most Runs in a Game by Pittsburgh: 11, June 12, 2004 (11-12)
 Widest Margin of Victory by Oakland: 13, May 3, 2019 (14-1)
 Widest Margin of Victory by Pittsburgh: 5, July 10, 2013 (5-0)

SERIES BREAKDOWN

	W	L	PCT.
OAK vs. Pirates (2002-23)	14	7	.667
Totals	14	7	.667
at the Coliseum	6	3	.667
at PNC Park	8	4	.667

2024 SCHEDULE

Dates	Site	Times
April 29-May 1	OAK	6:40, 6:40, 12:37

2023 RECAP

Date	H-A	W-L	Score	Winner	Loser
6/5	A	L	4-5	Perdomo	Moll
6/6	A	W	11-2	Kaprielian	Keller
6/7	A	W	9-5	Harris	Contreras
Totals		2-1	24-12		

YEAR-BY-YEAR SERIES RESULTS

Year	Home	Road	Totals	Year	Home	Road	Totals	Year	Home	Road	Totals
2002	0-0	3-0	3-0	2013	0-0	2-1	2-1	2019	0-0	1-2	1-2
2004	3-0	0-0	3-0	2016	0-3	0-0	0-3	2023	0-0	2-1	2-1
2010	3-0	0-0	3-0					Totals	6-3	8-4	14-7

ST. LOUIS CARDINALS



National League Central

Busch Stadium
700 Clark Street
St. Louis, MO 63102
Phone: (314) 345-9600
Media Relations: (314) 345-9600

Chairman and Chief Executive Officer.....William O. DeWitt, Jr.
President..... Bill DeWitt III
President of Baseball Operations.....John Mozeliak
Vice President/General Manager..... Michael Girsch
Manager..... Oli Marmol
164-160 (2 seasons)
Director, Communications.....Brian Bartow (314) 345-9313
Assistant Director, Communications..... Michael Whitty (314) 345-9877
Stadium..... Busch Stadium
Capacity / Opened44,158 / 2006

SERIES FACTS

Longest A's Winning Streak: 6, August 27, 2016 to August 4, 2019
Longest Cardinals Winning Streak: 4, June 16, 2007-June 19, 2010
Last Cardinals Series Sweep at St. Louis (3 games): June 15-17 2004
Most Runs in a Game by Oakland: 14, June 15, 2007 (14-3)
Most Runs in a Game by St. Louis: 15, June 16, 2007 (15-6)
Widest Margin of Victory by Oakland: 11, June 15, 2007 (14-3)
Widest Margin of Victory by St. Louis: 9, June 16, 2007 (15-6)

SERIES BREAKDOWN

	W	L	PCT.
OAK vs. Cardinals (2004-23)	11	11	.500
Totals	11	11	.500
at the Coliseum	5	3	.625
at Busch Stadium	6	5	.545

2024 SCHEDULE

Dates	Site	Times
April 15-17	OAK	6:40, 6:40, 12:37

2023 RECAP

Date	H-A	W-L	Score	Winner	Loser
8/14	A	L	5-7	Romero	Felipe
8/15	A	L	2-6	Hudson	Watkins
8/16	A	W	8-0	Blackburn	Liberatore
Totals		1-2	15-13		

YEAR-BY-YEAR SERIES RESULTS

Year	Home	Road	Totals	Year	Home	Road	Totals	Year	Home	Road	Totals
2004	0-0	0-3	0-3	2013	2-1	0-0	2-1	2019	2-0	2-0	4-0
2007	1-2	0-0	1-2	2016	0-0	2-1	2-1	2023	0-0	1-2	1-2
2010	0-0	1-2	1-2					Totals	5-3	6-8	11-11

SAN DIEGO PADRES



National League West

PETCO Park

100 Park Boulevard

San Diego, CA 92101

Phone: (619) 795-5000

Media Relations: (619) 795-5265

Chairman Eric Kutsenda
 President, Baseball Operations & General Manager A.J. Preller
 Manager Mike Shildt
 252-199 (4 seasons)
 0-0 (1st season with San Diego)
 Director, Media Relations & Baseball Info Darren Feeney (617) 787-4134
 Manager, Media Relations & Baseball Info J.P. Nolan
 Stadium Petco Park
 Capacity / Opened 40,019 / 2004

SERIES FACTS

Longest A's Winning Streak: 5, June 5, 2000-June 13, 2001
 Longest Padres Winning Streak: 3 (twice), last: September 15, 2023 to present
 Last A's Series Sweep at Oakland (three games): June 5-7, 2000
 Last Padres Series Sweep at Oakland (three games): September 15-17, 2023
 Most Runs in a Game by Oakland: 16, June 17, 2015 (16-2)
 Most Runs in a Game by San Diego: 15, June 30, 1997 (15-6)
 Widest Margin of Victory by Oakland: 14, June 17, 2015 (16-2)
 Widest Margin of Victory by San Diego: 9 (twice), last: Septembr 17, 2023 (10-1)

SERIES BREAKDOWN

	W	L	PCT.
OAK vs. Padres (1997-2023)	26	17	.605
Totals	26	17	.605
at the Coliseum	13	10	.565
at Petco Park	8	4	.667

2024 SCHEDULE

Dates	Site	Times
June 10-12	SD	6:40, 6:40, 1:10

2023 RECAP

Date	H-A	W-L	Score	Winner	Loser
9/15	H L	3-8	Lugo	Newcomb	
9/16	H L	2-5	Waldron	Miller	
9/17	H L	1-10	Avila	Waldichuk	
Totals	0-3	6-23			

YEAR-BY-YEAR SERIES RESULTS

Year	Home	Road	Totals	Year	Home	Road	Totals	Year	Home	Road	Totals
1997	1-1	2-0	3-1	2006	0-0	1-2	1-2	2020	1-2	0-0	1-2
1998	2-1	0-0	2-1	2009	0-0	2-1	2-1	2021	1-1	1-1	2-2
1999	0-0	1-2	1-2	2012	2-1	0-0	2-1	2023	0-3	0-0	0-3
2000	3-0	0-0	3-0	2015	1-1	2-0	3-1	Totals	13-10	13-7	26-17
2001	0-0	2-1	2-1	2018	2-0	2-0	4-0				

SAN FRANCISCO GIANTS



National League West
 Oracle Park
 24 Willie Mays Plaza
 San Francisco, CA 94107
 Phone: (415) 972-2000
 Media Relations: (415) 972-2445

President and Chief Executive Officer Laurence M. Baer
 President, Baseball Operations Farhan Zaidi
 General Manager Scott Harris
 Manager Bob Melvin
 1517-1425 (20 seasons)
 0-0 (1st season with San Francisco)
 Vice President, Media Relations Matt Chisholm (415) 972-2441
 Senior Director, Broadcast Communications and Media Operations
 Maria Jacinto (415) 972-2447
 Manager, Media Relations Megan Brown (415) 972-2440
 Stadium Oracle Park
 Capacity / Opened 41,331 / 2000

SERIES FACTS

Longest A's Winning Streak: 7, June 8, 2007-June 27, 2008
 Longest Giants Winning Streak: 6, June 11, 2010-May 22, 2011
 Last A's Series Sweep at Oakland (2 games): July 7-8, 2014
 Last A's Series Sweep at Oakland (3 games): June 17-19, 2011
 Last A's Series Sweep at San Francisco (2 games): June 27-28, 2016
 Last A's Series Sweep at San Francisco (3 games): August 14-16, 2020
 Last Giants Series Sweep at Oakland (2 games): August 6-7, 2022
 Last Giants Series Sweep at Oakland (3 games): None
 Last Giants Series Sweep at San Francisco (3 games): July 24-26, 2015
 Most Runs in a Game by Oakland: 16, June 26, 2005 (16-0)
 Most Runs in a Game by San Francisco: 18, June 4, 2000 (18-2)
 Widest Margin of Victory by Oakland: 16, June 26, 2005 (16-0)
 Widest Margin of Victory by San Francisco: 16, June 4, 2000 (18-2)

SERIES BREAKDOWN

	W	L	PCT.
OAK vs. Giants (1997-2023)	74	70	.514
Totals	74	70	.514
at the Coliseum	41	31	.569
at Oracle Park	29	36	.447

2024 SCHEDULE

Dates	Site	Times
July 30-31	SF	6:45, 6:45
August 17-18	OAK	4:07, 1:07

2023 RECAP

Date	H-A	W-L	Score	Winner	Loser
7/25	A	L	1-2	Rogers	Erceg
7/26	A	L	3-8	Wood	Harris
8/5	H	W	2-1	May	Walker
8/6	H	W	8-6	Snead	Jackson
Totals	2-2	14-17			

YEAR-BY-YEAR SERIES RESULTS

Year	Home	Road	Totals	Year	Home	Road	Totals	Year	Home	Road	Totals
1997	1-1	1-1	2-2	2007	2-1	3-0	5-1	2017	1-1	1-1	2-2
1998	0-2	2-0	2-2	2008	1-2	3-0	4-2	2018	2-1	2-1	4-2
1999	2-1	1-2	3-3	2009	1-2	0-3	1-5	2019	0-2	1-1	1-3
2000	2-1	1-2	3-3	2010	3-0	0-3	3-3	2020	2-1	3-0	5-1
2001	2-1	0-3	2-4	2011	3-0	0-3	3-3	2021	1-2	1-2	2-4
2002	2-1	2-1	4-2	2012	1-2	1-2	2-4	2022	0-2	1-1	1-3
2003	2-1	1-2	3-3	2013	2-0	1-1	3-1	2023	2-0	0-2	2-2
2004	1-2	2-1	3-3	2014	2-0	1-1	3-1	Totals	41-31	33-39	74-70
2005	3-0	1-2	4-2	2015	1-2	0-3	1-5				
2006	1-2	2-1	3-3	2016	1-1	2-0	3-1				

DURING THE SPRING

The A's and Giants began playing Spring Training games in the Bay Area in 1983 and have played at least one game in Oakland or San Francisco every year except for 2000, 2021 and 2022. Oakland is 50-44-2 (.521) in those games, which includes 21-17 (.553) in the Coliseum, 17-20-2 (.436) at Oracle Park and 12-7 (.632) at Candlestick Park. The A's have won 17 series, lost 14 and split seven. From 2004-19, the two clubs played once in Oakland and twice in San Francisco, with the exception of 2014 when the game in Oakland was rained out. In 2020 and 2023, the two teams played once in each city. There have been four three-game sweeps, with the A's winning all three meetings in 1989 and 2019 and the Giants taking all three in 2011 and 2017.

WASHINGTON NATIONALS



National League East
 Nationals Park
 1500 South Capitol St., SE
 Washington, DC 20003
 Phone: (202) 640-7000

Managing Principal Owner..... Theodore N. Lerner
 President of Baseball Operations and General Manager Mike Rizzo
 Manager Dave Martinez
 392-478 (6 seasons)
 Senior Executive Director, Communications..Elizabeth Alexander (202) 640-7710
 Director, Communications..... Kyle Brostowitz (202) 640-7439
 Stadium Nationals Park
 Capacity / Opened41,506 / 2008

SERIES FACTS

Longest A's Winning Streak: 3, May 9-11, 2014
 Longest Nationals Winning Streak: 5, August 31, 2022 to present
 Last A's Series Sweep at Oakland (3 games): May 9-11, 2014
 Last Nationals Series Sweep at Washington (3 games): August 11-13, 2023
 Most Runs in a Game by Oakland: 10 (three times), last: August 30, 2022 (10-6)
 Most Runs in a Game by Washington: 13, June 2, 2017 (13-3)
 Widest Margin of Victory by Oakland: 8 (twice), last: May 11, 2014 (9-1)
 Widest Margin of Victory by Washington: 10, June 2, 2017 (13-3)

SERIES BREAKDOWN

	W	L	PCT.
OAK vs. Expos (2003)	3	0	1.000
OAK vs. Nationals (2005-23)	5	10	.333
Totals	8	10	.444
at the Coliseum (since 2005)	4	2	.667
at Nationals Park	1	5	.167

2024 SCHEDULE

Dates	Site	Times
April 12-14	OAK	6:40, 1:07, 1:07

2023 RECAP

Date	H-A	W-L	Score	Winner	Loser
8/11	A	L	2-8	Abbott	Blackburn
8/12	A	L	2-3	Finnegan	Erceg
8/13	A	L	7-8	La Sorsa	Snead
Totals		0-3	11-19		

YEAR-BY-YEAR SERIES RESULTS

Year	Home	Road	Totals	Year	Home	Road	Totals	Year	Home	Road	Totals
2005	0-0	0-3	0-3	2017	1-2	0-0	1-2	2023	0-0	0-3	0-3
2014	3-0	0-0	3-0	2022	0-0	1-2	1-2	Totals	4-2	1-8	5-10

2024 OAKLAND A'S MEDIA GUIDE PREVIEW



PLAYER DEVELOPMENT

ATHLETICS MINOR LEAGUE AFFILIATES

LAS VEGAS AVIATORS (TRIPLE-A)

Las Vegas Ballpark
1650 S. Pavilion Center Drive
Las Vegas, NV 89135
(702) 943-7200
www.aviatorslv.com

League: Pacific Coast

President/CEO: Don Logan

General Manager: Chuck Johnson

Media Relations: Jim Gemma

jjemma@aviatorslv.com; (702) 943-7226

Manager: Fran Riordan

Pitching Coach: Bryan Corey

Assistant Pitching Coach: Bronswell Patrick

Hitting Coach: Brian McArn

Assistant Hitting Coach: Jason Camilli

Athletic Trainers: Dave Comeau, Jacob Routhier

Sport Performance Coach: Steven Thayer



STOCKTON PORTS (SINGLE-A)

Banner Island Ballpark
404 West Fremont Street
Stockton, CA 95203
(209) 644-1900
www.stocktonports.com

League: California

Chairman/CEO: Tom Volpe

President: Pat Filippone

General Manager: Jordan Feneck

Asst. General Manager/Media Relations: Chris Zavaglia

czavaglia@stocktonports.com; (209) 644-1953

Manager: Javier Goddard

Pitching Coach: Gabriel Ozuna

Hitting Coach: Ron Witmeyer

Assistant Hitting Coach: Luis Baez

Head Athletic Trainer: Audyanna Merrick

Sport Performance Coach: Nate Penaranda



MIDLAND ROCKHOUNDS (DOUBLE-A)

Momentum Bank Ballpark
5514 Champions Drive
Midland, TX 79706
(432) 520-2255
www.midlandrockhounds.org

League: Texas

Principal Owners: Diamond Baseball Holdings

President: Monty Hoppel

General Manager: Shelly Haenggi

Media Relations: Zelyn Zapata

zzapata@midlandrockhounds.org; (432) 520-2255; Bob Hards

Manager: Gregorio Petit

Pitching Coach: Paul Abbott

Hitting Coach: Juan Dilone

Assistant Hitting Coach: Darryl Kennedy

Head Athletic Trainer: Eric Fasth

Sport Performance Coach: Jake Kistaitis



ARIZONA A'S (ROOKIE)

Lew Wolff Training
Complex at Fitch Park
160 E. Athletics Way
Mesa, AZ 85201
(480) 387-5800

League: Arizona Complex

Manager: Tim Esmay

Pitching Coach: Jim Gott

Hitting Coaches: Mike Benjamin, Radhame Perez, Adam Rosales

Infield Coach: Franklin Font

Assistant Pitching Coach: Dave Burba

Athletic Trainer: Rachel Purcell, Rakhoon "RK" Sung

Sport Performance Coach: Haley Marquardt

Assistant Sport Performance Coach: Curtis Caldwell



LANSING LUGNUTS (SINGLE-A ADVANCED)

Jackson Field
505 E. Michigan Ave.
Lansing, MI 48912
(517) 485-4500
www.lansinglugnuts.com

League: Midwest

Owner: Diamond Baseball Holdings

Executive Chairman: Pat Battle

General Manager: Zac Clark

Media Relations: Jesse Goldberg-Strassler

jjgoldstrass@lansinglugnuts.com; (517) 485-4500

Manager: Craig Conklin

Pitching Coach: Don Schulze

Hitting Coach: Kevin Kouzmanoff

Assistant Hitting Coach: Ruben Escalera

Head Athletic Trainer: Noah Huff

Sport Performance Coach: Jonathan Christensen



OAKLAND A'S AFFILIATES BY YEAR

Year	Triple-A	Double-A	Single-A	Peninsula	Leesburg	Short Season Single-A	Rookie
1968	Vancouver	Birmingham	Burlington				Gulf Coast
1969	Iowa	Birmingham	Burlington	Lodi		Tri-City	
1970	Iowa	Birmingham	Burlington			Coos Bay-North Bend	
1971	Iowa	Birmingham	Burlington			Coos Bay-North Bend	
1972	Iowa	Birmingham	Burlington			Coos Bay-North Bend	
1973	Tucson	Birmingham	Burlington			Lewiston	
1974	Tucson	Birmingham	Burlington			Lewiston	
1975	Tucson	Birmingham	Modesto			Boise	
1976	Tucson	Chattanooga	Modesto			Boise	
1977	San Jose	Chattanooga	Modesto				Medicine Hat
1978	Vancouver	Jersey City	Modesto			Bend	
1979	Ogden	Waterbury	Modesto			Medford	
1980	Ogden	West Haven	Modesto			Medford	
1981	Tacoma	West Haven	Modesto			Medford	
1982	Tacoma	West Haven	Modesto	Madison		Medford	Idaho Falls
1983	Tacoma	Albany	Modesto	Madison		Medford	Idaho Falls
1984	Tacoma	Albany-Colonie	Modesto	Madison		Medford	Idaho Falls
1985	Tacoma	Huntsville	Modesto	Madison		Medford	Pocatello
1986	Tacoma	Huntsville	Modesto	Madison		Medford	
1987	Tacoma	Huntsville	Modesto	Madison		Medford	
1988	Tacoma	Huntsville	Modesto	Madison		Southern Oregon	Arizona
1989	Tacoma	Huntsville	Modesto	Madison		Southern Oregon	Arizona
1990	Tacoma	Huntsville	Modesto	Madison		Southern Oregon	Arizona
1991	Tacoma	Huntsville	Modesto	Madison		Southern Oregon	Arizona
1992	Tacoma	Huntsville	Modesto	Madison		Southern Oregon	Arizona
1993	Tacoma	Huntsville	Modesto	Madison		Southern Oregon	Arizona
1994	Tacoma	Huntsville	Modesto	West Michigan		Southern Oregon	Arizona
1995	Edmonton	Huntsville	Modesto	West Michigan		Southern Oregon	Arizona
1996	Edmonton	Huntsville	Modesto	West Michigan		Southern Oregon	Arizona
1997	Edmonton	Huntsville	Modesto	Visalia		Southern Oregon	Arizona
1998	Edmonton	Huntsville	Modesto	Visalia		Southern Oregon	Arizona
1999	Vancouver	Midland	Modesto	Visalia		Southern Oregon	Arizona
2000	Sacramento	Midland	Modesto	Visalia		Vancouver	Arizona
2001	Sacramento	Midland	Modesto	Visalia		Vancouver	Arizona
2002	Sacramento	Midland	Modesto	Visalia		Vancouver	Arizona
2003	Sacramento	Midland	Modesto	Kane County		Vancouver	Arizona
2004	Sacramento	Midland	Modesto	Kane County		Vancouver	Arizona
2005	Sacramento	Midland	Stockton	Kane County		Vancouver	Arizona
2006	Sacramento	Midland	Stockton	Kane County		Vancouver	Arizona
2007	Sacramento	Midland	Stockton	Kane County		Vancouver	Arizona
2008	Sacramento	Midland	Stockton	Kane County		Vancouver	Arizona
2009	Sacramento	Midland	Stockton	Kane County		Vancouver	Arizona
2010	Sacramento	Midland	Stockton	Kane County		Vancouver	Arizona
2011	Sacramento	Midland	Stockton	Burlington		Vermont	Arizona
2012	Sacramento	Midland	Stockton	Burlington		Vermont	Arizona
2013	Sacramento	Midland	Stockton	Beloit		Vermont	Arizona
2014	Sacramento	Midland	Stockton	Beloit		Vermont	Arizona
2015	Nashville	Midland	Stockton	Beloit		Vermont	Arizona
2016	Nashville	Midland	Stockton	Beloit		Vermont	Arizona
2017	Nashville	Midland	Stockton	Beloit		Vermont	Arizona
2018	Nashville	Midland	Stockton	Beloit		Vermont	Arizona
2019	Las Vegas	Midland	Stockton	Beloit		Vermont	Arizona (2)
2020	Las Vegas	Midland	Stockton	Beloit		Vermont	Arizona (2)
2021	Las Vegas	Midland	Lansing	Stockton			Arizona
2022	Las Vegas	Midland	Lansing	Stockton			Arizona
2023	Las Vegas	Midland	Lansing	Stockton			Arizona

ATHLETICS SCOUTING ASSIGNMENTS

Name	Territory	Resides
Steve Abney	Kansas, Iowa, Nebraska, Western Missouri, Arkansas	Lawrence, KS
Anthony Aliotti	Southern California	Trabuco Canyon, CA
Neil Avent	North Carolina, South Carolina	Charlotte, NC
Chris Botsoe	Alabama, Florida Panhandle, Tennessee	Antioch, TN
Fletcher Byrd	Texas (except Houston and El Paso), Oklahoma	Dallas, TX
Jim Coffman	Alaska, Idaho, Montana, Oregon, Washington	Portland, OR
Ruben Escalera	Puerto Rico	Carolina, PR
Tripp Faulk	DC, Delaware, Maryland, Virginia, West Virginia, Eastern Pennsylvania	Richmond, VA
Julio Franco	South Florida	Weston, FL
Matt Higginson	Canada, Western New York, Western Pennsylvania	Grimsby, ON
John Mesagno	Illinois, Minnesota, North Dakota, South Dakota, Wisconsin, Eastern Missouri	Lisle, IL
Kelcey Mucker	Louisiana, Mississippi, Houston (Texas)	Denham Springs, LA
Trevor Schaffer	Florida	Belleair, FL
Rich Sparks	Indiana, Kentucky, Michigan, Ohio	Macomb Township, MI
Jemel Spearman	Georgia, North Florida	Cumming, GA
Troy Stewart	Northern California, Northern Nevada	Sacramento, CA
Dillon Tung	Southern California	Los Angeles, CA
Jeff Urlaub	Arizona, Colorado, Southern Nevada, New Mexico, Utah, Wyoming, El Paso (Texas)	Phoenix, AZ
Ron Vaughn	New Jersey, New England, Eastern New York	Windsor, CT

DICK BOGARD SCOUT OF THE YEAR

The Dick Bogard Scout of the Year Award was established in 2001 to honor an A's scout for outstanding service to the organization. Bogard was the A's scouting director from 1985-94. During his tenure, the A's signed 61 players who played in the Major Leagues, including Rookies of the Year Walt Weiss and Ben Griever.

2001 Jim Pransky	2007 Ron Vaughn	2013 Will Schock	2019 Michael Holmes
2002 Billy Owens	2008 Kelcey Mucker	2014 Jim Coffman	2020 Amaury Reyes
2003 Rick Magnante	2009 Yancy Ayres	2015 Neil Avent	2021 Dillon Tung
2004 Julio Franco	2010 Jeff Bittiger	2016 Jemel Spearman	2022 Argenis Paez
2005 Blake Davis	2011 Matt Higginson	2017 Marc Sauer	2023 Scott Kidd
2006 Rich Sparks	2012 Kelcey Mucker	2018 Chris Reilly	

MINOR LEAGUE FIELD STAFF

JIM EPPARD

Minor League Hitting Coordinator

Originally drafted by the A's in the 13th round of the 1982 draft out of Cal, Jim Eppard rejoined the A's in 2016 as the organization's minor league hitting coordinator and has served in that role ever since. Prior to that, he spent two seasons as assistant hitting coordinator for Los Angeles (AL) after serving as the club's hitting coach from May 15, 2012, through the end of the 2013 season.

Before coaching the big league squad, he served as hitting coach at Triple-A Salt Lake for nine-plus seasons from 2003-12. Prior to joining the Angels organization, he spent nine seasons in the Rockies minor league system as hitting coach for Single-A Central Valley (1994) and Triple-A Colorado Springs (2000-02) and as manager at three different Rockies affiliates from 1995-99. In 1997, Eppard led the Short-Season Portland Rockies to a Northwest League Championship and was named Northwest League Manager of the Year.

As a player, he spent 12 years in pro baseball, including four as a Major Leaguer with the Angels and Blue Jays. He hit .281 in 82 career Major League games and is a lifetime .310 hitter in 1,199 minor league games, winning four minor league batting titles in four different leagues.

Jim lives in Rapid City, S.D., with his wife Lou Ann. They have a daughter, Hannah, who works as a hydrogeologist in Tucson, Ariz.



GIL PATTERSON

Minor League Pitching Coordinator

Gil Patterson returns for the ninth season of his third stint as the A's minor league pitching coordinator after spending the previous three seasons in similar roles with the New York Yankees (2013-15). He previously held this position with the A's in 1996 and from 2008-12. Prior to his second stint with the A's, he spent three years coaching in the Yankees minor league system with the GCL Yankees (2006-07) and Triple-A Columbus (2005).

He has also served as Toronto's bullpen coach in 2001 and its pitching coach from 2002-04, after serving as the Arizona minor league pitching coordinator from 1997-2000. Patterson originally joined the Oakland organization in 1991, coaching in the Arizona Rookie League in Scottsdale. He coached for the A's Single-A affiliate in Madison from 1992-93, Single-A West Michigan in 1994 and the Rookie League Scottsdale A's in 1995 before his first stint as the roving minor league pitching instructor in 1996.

He began his coaching career at Triple-A Columbus and Single-A Oneonta with the New York Yankees organization in 1984. Patterson was the Yankees first selection of the secondary phase of the 1975 June draft. He made his professional debut that year with Single-A Oneonta, leading the New York-Penn League in strikeouts (97). Patterson tossed a no-hitter on June 28, 1976 with Double-A West Haven before being promoted to Triple-A Syracuse. He opened the 1977 season in Syracuse before making his Major League debut with the Yankees at age 21. He appeared in 10 games (six starts) with the eventual World Series champions in 1977 while posting a 1-2 record and 5.45 ERA.

Patterson suffered a torn rotator cuff and spent considerable time on the disabled list in 1978 and 1979. He pitched in the Yankees minor league system in 1980-81 and the San Francisco Giants organization in 1982 before having career-ending Tommy John surgery following Spring Training in 1983. In total, Patterson underwent eight operations during his career.

Patterson makes his offseason home in Odessa, Fla., with his wife, Jan. The couple has four children — Brandy, Raquel, Kyle and G.T.




JUAN NAVARRETE

Minor League Infield Coordinator

Juan Navarrete is in his fifth season as the A's minor league infield coordinator after spending three seasons as the minor league defensive coordinator; two seasons as the minor league defensive, baserunning and bunting coordinator; 12 seasons as minor league roving infield instructor; and two years as minor league roving hitting instructor. Navarrete spent the previous seven seasons as a minor league manager and compiled a 390-338 (.536) record during that span. In his first two seasons as a manager for the A's Arizona Rookie League team (1995-97), he earned manager and co-manager of the year honors after guiding the team to first- and second-place finishes, respectively. Navarrete was promoted to Single-A Modesto in 1998 and took over the managerial duties at Single-A Visalia in 1999, where he guided the Oaks to playoff appearances in two of his three seasons.

A former infielder, Navarrete's playing career spanned 21 years (1970-90). He spent the majority of his career with the Saltillo Saraperos of the Mexican League as a player (1970-71; 78-82) and as a player-manager (1983-85). Navarrete was an eight-time All-Star and a member of Saltillo's 1980 championship squad. He also played six seasons in the Montreal organization (1972-77). Navarrete spent his winters in the Mexican-Pacific Winter League (1972-90) and is among the all-time leaders in various statistical categories. In 1998, Navarrete was inducted into the Mexican Baseball Hall of Fame.

Navarrete makes his home in San Tan Valley, Ariz., with his wife, Maria, and two daughters, Iiram and Ana.



STEVE SCARSONE

Arizona Field Coord./Minor League Outfield & Baserunning Coord.

Steve Scarsonne enters his fifth season as minor league outfield and baserunning coordinator and enters his third year in the role of Arizona field coordinator, after serving as minor league roving infield and baserunning instructor in 2019 and as a traveling instructor from 2017-19. As field coordinator, Scarsonne will organize all Arizona-based programs, including the Arizona Complex League and instructs.

Prior to working as a traveling instructor, he served four seasons as the manager of the A's top minor league affiliate, including earning the Pacific Coast League's Manager of the Year Award in 2016. Scarsonne previously managed Midland (2011-12), Stockton (2010) and Kane County (2009) in the A's system, as well as Lancaster (2002) and South Bend (2001). He also served as Oakland's interim third base coach for the last half of the 2017 season.

Scarsonne played seven seasons as a Major League utility infielder with Philadelphia (1992), Baltimore (1992), San Francisco (1993-96), St. Louis (1997) and Kansas City (1999). He had his best season in 1995, batting .266 with 11 home runs and 29 RBI for the Giants. Scarsonne was originally drafted by Philadelphia in the 2nd round of the 1986 draft. He played six seasons in the minors before making his Major League debut with the Phillies in 1992.

Scarsonne makes his offseason home in Scottsdale, Ariz., with his wife, Becki. The couple has two children: a daughter, Leah, and son, Ty.



GABRIEL ORTIZ

Minor League Catching Coordinator

Gabriel Ortiz enters his fifth season as minor league catching coordinator and his 18th with the A's organization, which includes five years as a player.

He joined the organization at 20 years old and spent five seasons as a catcher in the A's system. He reached as high as Double-A Midland and was a career .238 hitter with eight homers in 146 games. He has been part of the AZL A's coaching staff as general assignment coach since 2012.

Ortiz resides in Gilbert, Ariz., with his wife, Gerri, and children, Gabriel Jr., Gavin and Genevieve.



TODD TAKAYOSHI

Minor League Assistant Hitting Coordinator

Todd Takayoshi takes on the role of minor league assistant hitting coordinator after serving as the Triple-A Las Vegas assistant hitting coach in 2023 and Double-A Midland hitting coach in 2022, his first year with the A's organization. He previously worked as a hitting coach in the Cincinnati Reds organization from 2016-21. Prior to that, he was assistant minor league hitting coordinator with the Los Angeles Dodgers from 2013-15. From 2002-12, Takayoshi served as a minor league hitting coach, catching coordinator, hitting coordinator and field coordinator with the Angels organization.

After attending the University of Hawaii at Manoa, Takayoshi played in the Angels organization from 1993-96 and for the Western League Reno Chukars from 1997-98.

He resides in Tacoma, Wash., with his wife, Saori, daughters, Taegan and Taryn, and son, Tommy.



CRAIG LEFFERTS

Minor League Assistant Pitching Coordinator



Former Major League pitcher Craig Lefferts enters his second season as minor league assistant pitching coordinator, after spending eight seasons as minor league pitching rehab coordinator. Prior to that, he spent 12 seasons as a pitching coach in Oakland's minor league system with Double-A Midland (2003), Short-Season Vancouver (2004-2010), Single-A Stockton (2011-12), Short-Season Vermont (2013) and Low-A Beloit (2014). Additionally, Lefferts served in the same capacity at Tennessee (2000-02) and Medicine Hat (1999) in the Toronto Blue Jays system.


In his 12-year Major League career, Lefferts compiled a 58-72 record with a 3.43 ERA, which included stints with the Cubs, Padres, Giants, Orioles, Rangers and Angels. A ninth-round selection by the Cubs in 1980, Lefferts made his Major League debut with Chicago in 1983. In 1984, Lefferts posted a career-best 2.13 ERA for the National League West Division champion Padres and tossed 10 scoreless innings in six postseason appearances. He was the winning pitcher in the final two NLCS games against Chicago and earned the save in the Padres only World Series victory against Detroit.

In 1987, Lefferts made 44 appearances for San Francisco, including three scoreless outings in the NLCS against St. Louis. In 1989, he matched Gary Lavelle's team record for saves by a left-handed pitcher with 20 and appeared in five postseason games, making two appearances in the NLCS against Chicago and three against the A's in the World Series. After recording 23 saves in 1991, he was converted to a starter in 1992 and finished 13-9 with a 3.69 ERA in 27 starts for the Padres. Lefferts retired after making 30 appearances for the California Angels during the 1994 season.

Lefferts and his wife, Wendy, reside in Scottsdale, Ariz. They have five children, Brock, Brady, Taylor, Tanner and Lindsay, and four grandchildren, Rowan, Paxton, Jasper and Brooks.

RICK RODRIGUEZ

Minor League Pitching Rehab Coordinator



Rick Rodriguez enters his second season as minor league pitching rehab coordinator after spending the 2022 season as the assistant pitching rehab coordinator. Prior to that, he spent six seasons as the A's Triple-A pitching coach (2016-21). He also served as the pitching coach for the A's top affiliate from 2000-02, 2004-10 and 2013-14. In 2015, he was the pitching coach for Stockton, and he also held roles as Oakland's bullpen coach from 2011-12 and as the manager of Single-A Modesto in 2003.

This is his 40th year in the A's organization, including seven seasons as a player and 29 as a minor league coach. Prior to becoming the pitching coach in Sacramento in 2000, he coached for the Rookie-level Arizona League A's (1992), Short-Season Southern Oregon (1993-94) and Single-A Modesto (1995-99).

Rodriguez was originally selected by Oakland in the second round of the 1981 June draft and spent seven seasons with the A's organization, including two in the majors with Oakland. He went 1-2 with a 6.61 ERA in three starts in 1986 and 1-0 with a 2.96 ERA in 15 relief appearances in 1987. Rodriguez also pitched for Cleveland (1988) and San Francisco (1990) in his big league career, compiling a 3-4 record and 5.73 ERA in 31 games, including eight starts. His playing career concluded in 1991 when he made three appearances for Triple-A Phoenix in the Giants farm system.

An East Bay native, Rodriguez was born in Oakland and graduated from Castro Valley High School in 1978. He attended Chabot Junior College in Hayward and the University of California, Riverside. Rodriguez was named to the Castro Valley Sports Hall of Fame in 2011.

Rodriguez currently resides in Folsom, Calif., with his wife, Dana. They have a daughter, Rachel, and son, Ryan.

STEVE CONNELLY

Minor League Assistant Pitching Rehab Coordinator

Steve Connelly returns for his second season as minor league assistant pitching rehab coordinator after spending the 2022 season as the pitching coach for Triple-A Las Vegas. Prior to that, he spent four seasons as pitching coach of the Midland RockHounds (2018-21). He spent 2016-17 as pitching coach of the Stockton Ports after serving in the same capacity for Single-A Beloit in 2015 and Short-Season Vermont in 2014.

Prior to joining the A's organization in 2014, he was the pitching coach at the University of Alabama-Huntsville from 2011-13.

Connelly is a native of Long Beach, Calif., who starred on the University of Oklahoma's 1994 team that won the College World Series. He was selected by Oakland in the 24th round of the 1995 amateur draft and pitched four seasons in the A's organization. He made his Major League debut in 1998, posting a 0-0 record and 1.93 ERA in three relief appearances with Oakland.

Connelly resides in Huntsville, Ala. He has four children: Vee, John, Lochlan and Atkins.



VERONICA ALVAREZ

Coordinator of Player Development, Latin America

Veronica Alvarez enters her second season as the coordinator of player development, Latin America. She joined the A's in 2019, beginning as a coach in Spring Training and taking on the role of a roving instructor, primarily working with catchers. She also served as acting manager for Double-A Lansing for six games in 2022.

After a four-year collegiate softball career at Villanova University, Alvarez returned to baseball as a catcher on the USA Baseball Women's National Team (2008-15) and won a gold medal at the 2015 Pan-American Games. At the conclusion of her playing career, she joined the WNT coaching staff as an assistant, and in 2019, Alvarez was named the manager of the team, a position she still holds.

In addition to her role with the National Team, Alvarez works with MLB Develops, coaching at youth development events, with a focus on girls baseball. Prior to working full time in professional baseball, she was a firefighter-paramedic for the City of Hollywood (Fla.) for eight years.

Born and raised in Miami, Alvarez is a first-generation Cuban American and is fully bilingual. She currently lives in Denver with her wife, Hayley, and their Great Dane, Biggie Smalls.



LLOYD TURNER

Hitting Development Coach

Lloyd Turner enters his 12th season coaching in the A's organization and his second as hitting development coach after serving as a hitting coach in 2021. Prior to managing Beloit in 2019, he filled the role of hitting coach for Vermont (2013, 2016-18) and Beloit (2014-15).

Selected by the A's in the 16th round of the June 2002 draft, Turner spent six years in the Oakland farm system. He concluded his playing career with Lancaster (2008-10) and Camden (2011-12) of the independent Atlantic League.

Turner and his wife, Tara, live in Mesa, Ariz. He has two sons, Chandler and Christian, and a daughter, Cardyn.



NATE BROOKS

Minor League Medical Coordinator

Nate Brooks enters his eighth season as the A's minor league medical coordinator after spending the previous four seasons as the organization's minor league rehab coordinator. This is Brooks' 20th season in the A's organization, previously serving as the trainer for Single-A Stockton (2010-12), Single-A Kane County (2008-09), Short-Season Vancouver (2006-07) and the Rookie-Level Arizona A's (2005).

Brooks was named the Athletic Trainer of the Year in the coordinator category by the Professional Baseball Athletic Trainers Society (PBATS) in 2023.

Brooks earned his undergraduate degree in exercise science from Murray State in 2002, and his master's degree in biomechanics from Auburn in 2005. He is a certified member of the National Athletic Trainers' Association.

Brooks resides in Phoenix, Ariz., with his wife, Sarah, and son, Cad.



JAVIER ALVIDREZ

Minor League Rehab Coordinator

Javier Alvidrez enters his second season as minor league rehab coordinator after spending the previous five seasons as Latin American Medical Coordinator for the Athletics. This is his second stint in the A's organization, having served as a minor league athletic trainer for eight seasons (2000-07), making stops with the AZL Athletics (2000-03), Single-A Modesto (2004) and Double-A Midland (2005-07). He then spent five seasons in the New York Yankees system (2008-12) as the Minor League Assistant Strength and Conditioning Coordinator/Latin America Athletic Training Coordinator and five with Seattle as the Mariners Latin America Athletic Training Coordinator (2013-17). He also worked as the Head Athletic Trainer with the Leones del Escogido, Dominican Winter League (2005-06).

A native of El Paso, Texas, Alvidrez resides in Peoria, Ariz., with his wife, Faviola, and their two daughters, Victoria and Emilia.



BRITTANY BILODEAU

Minor League Rehab Assistant

Brittany Bilodeau returns as minor league rehab assistant for her second season in the role. She spent the 2022 season as a rehab intern with the Chicago Cubs and previously served as head physical therapist at Barwis Performance Center in Port Saint Lucie, Fla.

Bilodeau graduated from the University of Scranton with a B.S. in Exercise Science in 2016 with Magna Cum Laude Honors and earned her Doctorate of Physical Therapy with Honors from Nova Southeastern University in 2020.

She currently resides in Gilbert, Ariz.



NICK VOELKER

Latin American Medical Coordinator

In his seventh season with the Athletics, Nick Voelker continues in his second year in the role of Latin American medical coordinator, after serving as the athletic trainer for Double-A Midland for the previous two seasons. He spent his first season with the A's in 2018 at the Dominican Republic academy.

Voelker is a graduate of the University of Central Florida (2017) & the University of Indianapolis (2014). He currently resides in Scottsdale, Ariz., with his wife, Cayla.



MATT MOSIMAN

Minor League Sport Performance Coordinator

Matt Mosiman takes on the role of minor league sport performance coordinator after spending the last two seasons as sport performance coach at Triple-A Las Vegas. Prior to that, he spent 2017 with the Dominican Summer League A's, 2018-19 with Single-A Stockton and 2021 with Double-A Midland.

Prior to joining the A's, Mosiman interned with Notre Dame, New Mexico State University and the University of Wisconsin, La Crosse. A graduate of La Crosse, Mosiman earned both his bachelor's and master's degrees from the institution.

Mosiman grew up in Oregon, Wis., and lives overseas in the offseason.



SCOTT SMITH

Assistant Minor League Sport Performance Coordinator

Scott Smith enters his fourth season as assistant minor league sport performance coordinator after spending the previous three seasons filling the role of strength and conditioning coach for Beloit and the AZL A's.

Prior to joining the A's, Smith spent time with the Phillies, Marlins and Padres. Smith earned his bachelor's and master's degrees from Georgia College & State University, where he played collegiately for three seasons.

A native of Spartanburg, S.C., Smith currently resides in Milledgeville, Ga.



DEREK CLOVIS

Sport Performance Rehab Coordinator

Derek Clovis enters his third season as sport performance rehab coordinator for the A's after spending the previous four seasons with the Arizona Diamondbacks, serving as a strength coach at various levels of their minor league system, including a stint with the Amarillo Sod Poodles in 2021.

Before working in professional baseball, he coached at Seattle University. Clovis earned his bachelor's degree from Whitman College (Wash.), where he played baseball and majored in history. He then attended the University of Miami (Fla.) and earned a master's degree in exercise physiology with concentrations in strength and conditioning and nutrition.

Born and raised in Seattle, Wash., Clovis now lives in Scottsdale, Ariz., with his wife, Daniela Giralt.



ED GITLITZ

Minor League Technology and Development Manager

Ed Gitlitz enters his eighth season as the Manager, Minor League Technology and Development. He previously worked as a video intern with the Milwaukee Brewers (2011), Toronto Blue Jays (2012), Los Angeles Dodgers (2013-2014), Arizona Diamondbacks (2015) and as Logger, Trainer, and Quality Assurance - Baseball with Synergy Sports Tech (2016) before joining the A's.

Gitlitz is a dual major from SUNY Cortland with a BA in Political Science and Sports Management and a MS in Sports Management.

Originally from New City, N.Y., Gitlitz resides in Gilbert, Ariz., with his wife, Kristin; daughter, Rebecca; son, Jason; and dog, Kevin.



ANDREW GIBSON

Data Engineer

Originally from Baltimore, Andrew earned a bachelor's degree in computer science from RIT in Rochester, NY as well as a master's degree in analytics from Georgia Tech. He started working in professional baseball in 2011 at Baseball Info Solutions in eastern Pennsylvania and spent 10 seasons working in baseball operations for the Pittsburgh Pirates, splitting time between Player Development and Baseball R&D. He now lives in Pittsburgh, Pa. He spends a lot of his free time seeing live music, reading, running, watching horror movies and making international trips.



CHAD HUSS

Head Groundskeeper, Arizona

Chad Huss enters his 26th season in the Athletics organization as the Arizona head groundskeeper. Prior to joining the A's organization, Huss worked for the Wisconsin Timber Rattlers of the Midwest League from 1995-97. During his time with the Timber Rattlers, Huss was named Midwest League Groundskeeper of the Year in 1996 and 1997.

Originally from Kaukauna, Wis., Huss was a two-sport athlete in high school before going on to play college basketball at UW Fox Valley. His basketball coach was former MLB crew chief Gerry Davis. He helped Huss start his baseball groundskeeping career with the Timber Rattlers.

He currently lives in Chandler, Ariz., with his wife, Laurisa, and three daughters, Katelyn, Ava and Alexis.



OAKLAND A'S OPENING DAY TRIVIA

Youngest Opening Day Starters

Claudell Washington, LF (1975)	20 yrs, 220 days
Rickey Henderson, LF (1980)	21 yrs, 106 days
Eric Chavez, 3B (1999)	21 yrs, 119 days
Claudell Washington, RF (1976)	21 yrs, 221 days
Vida Blue, P (1971)	21 yrs, 251 days
Jose Canseco, LF (1986)	21 yrs, 280 days
Reggie Jackson, RF (1968)	21 yrs, 327 days
Ben Grieve, RF (1998)	21 yrs, 332 days

Oldest Opening Day Starters

Reggie Jackson, DH (1987)	40 yrs, 324 days
Tom Candiotti, P (1998)	40 yrs, 213 days
Joe Morgan, 2B (1984)	40 yrs, 196 days
Tony Phillips, 2B (1999)	39 yrs, 344 days
Randy Velarde, 2B (2002)	39 yrs, 128 days
Rickey Henderson, LF (1998)	39 yrs, 97 days
Don Baylor, DH (1988)	38 yrs, 281 days
Mike Piazza, DH (2007)	38 yrs, 209 days
Dave Stewart, P (1995)	38 yrs, 66 days

LAS VEGAS AVIATORS STAFF

FRAN RIORDAN

Manager

Fran Riordan enters his seventh season with the A's Triple-A affiliate. He served as the manager at Double-A Midland in 2017 and Single-A Beloit the previous two seasons (2015-16). Riordan is a two-time Pacific Coast League Manager of the Year, earning the award in 2019 and 2023.



Prior to joining the A's organization, he spent four seasons as manager of the Florence Freedom of the Frontier League of Professional Baseball. He led the team to two playoff berths and is second all-time in Frontier League wins with 625. Before joining Florence, Riordan managed the Northern League's Lake County Fielders (2010) and Kalamazoo Kings (2004-09), leading the Kings to the 2005 Frontier League title. He also served as a player-manager in the Frontier League from 2000-02, leading the Richmond Roosters to back-to-back league championships in 2001 and 2002.

Riordan made his professional baseball debut in 1997 after playing collegiately at Allegheny College, and enjoyed a seven-year playing career. He resides in Buffalo, N.Y., with his wife, Cassie, and children, Brooke, Sadie and Trent.

MANAGERIAL RECORD

Year	Team	League	Record	Finish
2000	Dubois County	Frontier League (Independent)	35-47	5th
2001	Richmond	Frontier League (Independent)	49-35	2nd
2002	Richmond	Frontier League (Independent)	53-31	2nd
2004	Kalamazoo	Frontier League (Independent)	51-45	3rd
2005	Kalamazoo	Frontier League (Independent)	53-43	1st
2006	Kalamazoo	Frontier League (Independent)	47-49	4th
2007	Kalamazoo	Frontier League (Independent)	51-45	3rd
2008	Kalamazoo	Frontier League (Independent)	60-36	1st
2009	Kalamazoo	Frontier League (Independent)	58-38	1st
2010	Lake County	Northern League (Independent)	41-59	7th
2011	Florence	Frontier League (Independent)	39-57	6th
2012	Florence	Frontier League (Independent)	57-39	2nd
2013	Florence	Frontier League (Independent)	53-43	3rd
2014	Florence	Frontier League (Independent)	41-55	5th
2015	Beloit (A)	Midwest League	55-84	7th/5th
2016	Beloit (A)	Midwest League	59-80	6th/8th
2017	Midland	Texas League	67-71	2nd/3rd
2018	Nashville	Pacific Coast League	72-68	2nd
2019	Las Vegas	Pacific Coast League	83-57	1st
2020	Las Vegas	Pacific Coast League	Season Canceled	–
2021	Las Vegas	Triple-A West	65-61	3rd
2022	Las Vegas	Pacific Coast League	71-79	7th/3rd
2023	Las Vegas	Pacific Coast League	75-74	5th/3rd
Totals			1235-1196	

2005 Playoffs: Defeated Rockford 3 games to 1 in the semifinals; defeated Chillicothe 3 games to 2 in finals

2008 Playoffs: Defeated Gateway 3 games to 1 in the semifinals; defeated by Windy City 3 games to 0 in finals

2009 Playoffs: Defeated by Lake Erie 3 games to 2 in the semifinals

2012 Playoffs: Defeated Gateway 3 games to 2 in the semifinals; defeated by Southern Illinois 3 games to 1 in the finals

2013 Playoffs: Defeated by Schaumburg 3 games to 0 in the semifinals

2017 Playoffs: Defeated San Antonio 3 games to 2 in the semifinals; defeated Tulsa 3 games to 2 in the finals

2019 Playoffs: Defeated by Sacramento 3 games to 2 in the semifinals

BRYAN COREY

Pitching Coach

Bryan Corey enters his second season as pitching coach with Las Vegas after spending 2022 in the same role with Stockton, a role he also held in 2018. He served as assistant pitching rehab coordinator in 2021 and was pitching coach for the Arizona A's from 2019-20. Before that, he spent two seasons as pitching coach at Short-Season Vermont (2017) and Single-A Stockton (2018). He also served as a Four Corners scout for Milwaukee (2015-16) and a Major League Advance scout for Cleveland (2013-14).

Originally drafted as a shortstop by Detroit in the 12th round of the 1993 draft, Corey was converted to a pitcher after two pro seasons. He spent the next 18 seasons on the mound, including five years in the majors with Arizona, Los Angeles (NL), Texas, Boston and San Diego, winning a World Series with the Red Sox in 2007.

He also played two seasons in Japan (2004, 2010), winning the Japan Series with Chiba Lotte during his second stint. Additionally, he pitched in both Korea and Taiwan before retiring after the 2012 season.

A native of Thousand Oaks, Calif., Corey resides in Phoenix, Ariz., and has two daughters, Brooke and Blair.



BRIAN MCARN

Hitting Coach

Brian McArn will serve as hitting coach for the Aviators for the third straight year after serving as assistant hitting coach with Las Vegas in 2021. He previously spent three seasons as the Stockton hitting coach. This year is his 26th season as a coach in the A's system, having previously coached for Stockton (2011-12, 2014-15), Midland (2004, 2013, 2016-17), Sacramento (2005-10) and the A's former Single-A affiliate in Modesto (1998-2003).

Prior to joining the A's organization, McArn spent one season as the hitting coach for the Single-A Vermont Expos in the New York-Penn League. McArn began his coaching career at American River Junior College in Sacramento, where he served as an assistant coach.

Selected in the 26th round of the 1991 June draft, McArn spent two seasons in the A's organization before injuries ended his career in 1992.

McArn makes his offseason home in Elk Grove, Calif., with his wife, Cancy, and four children: Brian, Bryson, Brevon and Braydon.



BRONSWELL PATRICK

Assistant Pitching Coach

Bronswell Patrick enters his first season as assistant pitching coach for Las Vegas after spending last season as pitching coach for Rookie-level Arizona. Originally drafted by the A's out of high school in the 23rd round of the 1988 First-Year Player Draft, Patrick played for 18 professional seasons and coached for 14 years in affiliated and international baseball before taking on this role with the Athletics. Most recently, he served as pitching coach for the Acereros de Monclova of the Mexican League in 2022.

Patrick made his Major League debut on May 18, 1998, with Milwaukee, appearing in 32 games and compiling a 4.69 ERA. He also pitched six games with San Francisco in 1999. Following his career in affiliated ball, he played internationally in the Mexican League (2001, 03, 05), Korean Baseball Organization (2002), Chinese Professional Baseball League (2005) and Mexican Pacific Winter League (2006-07).

Patrick was born in Greenville, N.C., and currently lives in Tempe, Ariz., with his wife, Marcee. He has three children, Tavian, Jayden and Kilian. Kilian currently plays professional soccer in Mexico.



JASON CAMILLI

Assistant Hitting Coach

Jason Camilli joins the A's organization as assistant hitting coach for the Aviators. Prior to this, he served as assistant hitting coach for the Philadelphia Phillies from 2021-23, which included consecutive NLCS appearances and a World Series appearance. Before joining the Phillies, Camilli served as a development coach for Cincinnati's AZL affiliate (2021) and spent 14 seasons as a hitting coach across the Arizona Diamondbacks (2012-20) and Montreal Expos/Washington Nationals (2004-08) organizations.

Originally drafted by Montreal out of high school in the second round of the 1994 First-Year Player Draft, Camilli played professionally for nine years. He resides in Peoria, Ariz., with his wife, Megan, and two daughters, Jady and Jordyn.



DAVE COMEAU

Athletic Trainer

Dave Comeau enters his second season as an athletic trainer for Las Vegas. He spent the 2022 season as a trainer with the Florida Complex League Yankees, after serving as a trainer at various levels of the Braves organization for seven seasons.

With Atlanta, Comeau was the athletic trainer for the FCL Braves (2021), infection control prevention coordinator (2020), trainer for the High-A affiliate (2017-19) and trainer with the Rookie-level affiliate (2015-16). Prior to that, he served as an assistant athletic trainer for High-A Salem in the Red Sox Organization (2012).

A graduate of Endicott College (Mass.), Comeau received his master's in injury prevention and performance enhancement from California University of Pennsylvania in 2015. He currently resides in Tampa, Fla., with his wife, Anna, and son, Luca.



JAKE ROUTHIER

Athletic Trainer

Jake Routhier takes on the role of athletic trainer for Las Vegas, a role he previously held for Midland (2023), Lansing (2022), Stockton (2021) and in the Dominican Summer League (2019).

Prior to joining the A's, Routhier worked as an intern for the New York Yankees and the Arizona Diamondbacks. He is a graduate of the University of Connecticut and currently resides in Fairfield, Conn.



STEVEN THAYER

Sport Performance Coach

Steven Thayer joins the Aviators as sport performance coach, after spending 2023 in the same role for Lansing and 2022 in Stockton. Prior to joining the A's, he served as sports performance coach in the Dominican Summer League for the San Francisco Giants.

Before his time in professional baseball, Thayer oversaw strength and conditioning programs for multiple varsity sports at Mater Dei High School. Additionally, Thayer spent time as an assistant strength coach for the Michigan State basketball and volleyball teams and as an intern with UC Berkeley football.

A native of San Ramon, Calif., Thayer graduated from Cal Poly, San Luis Obispo, and has a master's degree in kinesiology from Michigan State University. He holds nine certifications in the strength and conditioning field.



MIDLAND ROCKHOUNDS STAFF

GREGORIO PETIT

Manager

Gregorio Petit will take the helm in Midland, his second season managing in the A's organization. He served in the same capacity in Stockton last season. Following an 18-year professional career, Petit was named manager at Double-A Corpus Christi in the Astros organization, a role he held through 2022.

Petit was signed by the A's in 2001 and made his Major League debut with Oakland in 2008. He was traded to the Texas Rangers for Edwar Ramirez in 2010 and would go on to play for Houston (2014), New York-AL (2015), Los Angeles-AL (2016) and Minnesota (2018). Petit batted .249 with four homers and 35 RBI across six big league seasons.

Born in Ocumare del Tuy, Venezuela, Petit resides in Houston with his wife, Yessica, his daughter, Greysca, and sons, Benjamin and Sebastian.



MANAGERIAL RECORD

Year	Team	League	Record	Finish
2021	Corpus Christi	Double-A Central	54-65	5th
2022	Corpus Christi	Texas League	63-74	5th
2023	Stockton	California League	50-82	4th/4th
Totals			167-221	

JUAN DILONE

Hitting Coach

Juan Dilone enters his fourth season with the Midland staff, his first as hitting coach, after serving three seasons as assistant hitting coach. He is in his 29th season in the A's organization, which includes 22 years as a coach and instructor and six as a player.

Dilone's first coaching assignment was in 2002 as hitting coach at Single-A Visalia. He also had one-year stints at Short-Season Vancouver (2003) and the A's entry in the Arizona Rookie League (2004) before spending four seasons as coordinator of Dominican instruction (2005-09). Dilone then spent seven more seasons as hitting coach for the A's rookie league club (2009-15) before spending four seasons with Single-A Beloit as hitting coach (2016-19).

Dilone signed a free agent contract with Oakland in 1990 and spent six seasons (1991-94; 96-97) in the A's farm system. A former infielder, Dilone spent his final two seasons at Single-A Modesto, where he batted a career-best .265 with 14 home runs in 1996.

A native of Santo Domingo, Dominican Republic, Dilone makes his offseason home in Higuay, Dominican Republic, with his wife, Evelyn, and children, Jhonssei and Emelyn.



PAUL ABBOTT

Pitching Coach

Paul Abbott joins the A's as pitching coach for Midland after serving as a pitching coach at various levels of the Boston Red Sox organization over the last 13 seasons. He most recently spent three years with the Triple-A Worcester Red Sox from 2021-23. Prior to that, he coached with the Short-Season Lowell Spinners (2011-12), Single-A Greenville Drive (2013-14), High-A Salem Red Sox (2015-17), Double-A Portland Sea Dogs (2018-19), and Triple-A Pawtucket Red Sox (2020).

Originally drafted by the Minnesota Twins in the third round of the 1985 First-Year Player Draft, Abbott played in parts of 11 seasons for the Twins (1990-92), Cleveland Indians (1993), Seattle Mariners (1998-2002), Kansas City Royals (2003), Tampa Bay Devil Rays (2004) and Philadelphia Phillies (2004).



Abbott's son Trey was drafted by the A's in the 36th round of the 2007 First-Year Player Draft. His son Lance played baseball at Sacramento State and in the Mariners organization in 2010.

DARRYL KENNEDY

Assistant Hitting Coach



Darryl Kennedy takes on the role of assistant hitting coach for Midland in his first season with the A's organization. Prior to joining the A's, he served as the bench coach for the KBO Hanwha Eagles from 2021-23.

For 12 years, Kennedy coached at multiple levels of the Kansas City Royals organization, serving as manager of the Rookie-level Burlington Royals (2007), Advanced-Rookie Idaho Falls Chukars (2009), AZL Royals (2010-13, 2015-17), High-A Wilmington Blue Rocks (2008, 2014, 2018) and Double-A NW Arkansas Naturals (2019). Prior to that, he managed the GCL Rangers (1998-2000), Single-A Charlotte Rangers (2001-02), High-A Spokane Indians (2003-04) and Double-A Frisco RoughRiders (2005-06) in the Texas Rangers organization.

Originally drafted by the Rangers in the 37th round of the 1991 First-Year Player Draft out of the University of North Florida, Kennedy played in six minor league seasons with the Texas and San Francisco organizations.

Kennedy currently resides in Surprise, Ariz., with his wife, Beth, and three children: Cade, Ehma and Cort.

ERIC FASTH

Head Athletic Trainer



Eric Fasth enters his fourth season with the A's, his first with Double-A Midland. He previously served as head athletic trainer for High-A Lansing (2023) and Low-A Stockton (2022) and as assistant athletic trainer for Triple-A Las Vegas (2021).

Prior to joining the Athletics, Fasth worked with the women's ice hockey and rowing teams as assistant athletic trainer at College of the Holy Cross from 2019-21, following stints with the Boston Red Sox and Arizona Diamondbacks organizations.

The Boise, Idaho, native graduated with a bachelor's degree from Linfield College (Ore.) and a master's degree from California University of Pennsylvania. He currently resides in Broomfield, Colo.

JAKE KISTAITIS

Sport Performance Coach



Jake Kistaitis enters his third season with the A's and his first as sport performance coach for Midland. He spent last season in the same capacity for the Arizona A's after spending 2022 as a Strength and Conditioning Coach in the Dominican Republic, where he oversaw the strength and conditioning program for the organization's academy. Prior to his work with the A's he served as a strength coach in Omaha, Neb., where he would work with athletes ranging in age from pre-teen to college.

A native of Omaha, Neb., Kistaitis attended Metropolitan State University in Denver, Colo., where he played baseball. He has his bachelor's degree in exercise science in addition to his Strength and Conditioning Specialist certification.

OAKLAND A'S SUSPENDED GAMES

Date	Opponent	Reason	Status	Completed	Final
May 19, 2019	at Detroit	Rain	A's leading 5-3 in the bottom of the 7th	Sept. 6 (at Oakland)	W, 7-3
April 6, 1998	Cleveland	Curfew	A's trailing 6-5 after eight innings	April 8	L, 5-6
Aug. 10, 1972	Chicago	Curfew	Tied 3-3 after 17 innings	Aug. 11	W, 5-3 (19)

LANSING LUGNUTS STAFF

CRAIG CONKLIN

Manager

Craig Conklin enters his second season as manager at Lansing after serving as assistant hitting coach for the Lugnuts in 2022, a role he previously held with Stockton in 2021 and with Las Vegas in 2019. He worked for the A's as the Southern California area scout for four years prior to that. In his first four seasons with the A's, Conklin signed players Kyle Friedrichs, Evan Manarino, Luke Persico and Sam Sheehan while also serving as coach in the instructional league, extended spring training, and with Beloit in 2016 and Stockton in 2018.

Prior to joining the A's, he worked for the MLB Scouting Bureau from 1999-2015. He worked several roles with the bureau, serving as an area scout in Southern & Northern California, covering Mexico and Australia internationally and as an advanced scout for the World Baseball Classic.

The Southern California native resides in San Clemente, Calif., in the offseason.



MANAGERIAL RECORD

Year	Team	League	Record	Finish
2023	Lansing	Midwest League	60-71	6th/6th
Totals			60-71	

DON SCHULZE

Pitching Coach

Don Schulze enters his fourth season as pitching coach with High-A Lansing staff and his 19th season overall as a coach in the A's system. A former first-round pick of the Chicago Cubs in 1980, Schulze began his coaching career with the A's rookie-level affiliate in 2006. Since then, he has served as the pitching coach with Kane County (2007-08), Stockton (2009-10), Midland (2011-14, 17), Nashville (2015) and Beloit (2016, 2018-20).

The former Major League pitcher compiled a 15-25 record and 5.47 ERA while playing for the Cubs (1983-84), Indians (1984-86), Mets (1987), Yankees (1989) and Padres (1989). From 1990-92, Schulze pitched for the Orix Blue Wave in Japan. He then closed out his playing career in 1993 with Baltimore's Triple-A affiliate.

Schulze makes his offseason home in Dixon, Ill., with his wife, Jeanne, and daughters, Sarah and Madeline.



KEVIN KOUZMANOFF

Hitting Coach

Kevin Kouzmanoff enters his sixth season as a professional hitting coach, his first with Lansing. He spent two seasons as hitting coach for Low-A Stockton, after working with Double-A Midland in 2021 and making his coaching debut with Short-Season Vermont in 2019. He joined the A's organization after spending the 2018 season as an assistant coach with Metropolitan State University of Denver.

The former Major Leaguer was a career .257 hitter with 87 homers and 371 RBI in seven seasons while playing for Cleveland (2006), San Diego (2007-09), Oakland (2010-11), Colorado (2011) and Texas (2014).

A native of Denver, Colo., Kouzmanoff makes his offseason home in Denver.



RUBEN ESCALERA

Assistant Hitting Coach

Ruben Escalera takes on the role of assistant hitting coach for Lansing after spending last season as the hitting coach for Stockton. Throughout his 28-year career as a coach in the A's system, he has served as a scout in Puerto Rico, an instructor at the A's academy in the Dominican Republic and, most recently, he spent seven seasons as a hitting coach with the Arizona A's (2016-2022), after managing the club from 2002-08 and 2014-15. In 2005, he was named Manager of the Year for the Arizona League.

Escalera signed as a free agent with the Brewers in 1984 and played 10 professional seasons in the Milwaukee and Cincinnati organizations, as well as the Mexican Professional League. During his 12 years playing winter ball in Puerto Rico, Escalera played on the 1995 Caribbean Series champion "Puerto Rican Dream Team" alongside Roberto Alomar, Bernie Williams, Juan Gonzalez, Edgar Martinez and Carlos Delgado.

Born in San Juan, Puerto Rico, Escalera makes his home in Carolina, Puerto Rico, with his wife Maryann Martinez, and their children, Jania, Karlee and Karilys.



NOAH HUFF

Head Athletic Trainer

Noah Huff enters his fifth season with the Athletics and his first as head athletic trainer with Lansing. He previously served in the same role with Stockton (2023), the Arizona A's (2022) and at the A's Dominican Complex (2020-21). Prior to joining the Athletics, Huff interned with the Kansas City Royals.

Huff is from Cape Girardeau, Mo., and he attended the University of Mary in Bismarck, N.D, where he wrestled and studied athletic training. He currently resides in Bemidji, Minn., with his wife, Hannah.



JONATHAN CHRISTENSEN

Sport Performance Coach

Jonathan Christensen joins the Athletics as sports performance coach for Lansing. He previously worked as an assistant strength and conditioning coach with the Boston Red Sox in 2022 and the Milwaukee Brewers in 2023.

Prior to working in professional baseball, Christensen worked as both a Fitness Facility Director and Health Educator with the U.S. Army for four years. He resides in Norman, Okla., with his wife, Callie, and their golden retriever, Lincoln.



2023 MINOR LEAGUE AWARDS

Batter of the Week

Name	Team	League	Week
Henry Bolte	Stockton	California	May 1-7
Yohel Pozo	Las Vegas	Pacific Coast	July 17-23
Danny Bautista Jr.	Lansing	Midwest	July 24-30
Will Simpson	Stockton	California	Aug. 28-Sept. 3

Pitcher of the Week

Name	Team	League	Week
Joey Estes	Midland	Texas	April 10-16
Jake Garland	Stockton	California	April 10-16
Blake Beers	Lansing	Midwest	May 8-14
Wander Guante	Stockton	California	May 29-June 4
Alejandro Manzano	ACL A's	Arizona Complex	June 19-25
Gunnar Hoglund	Lansing	Midwest	Aug. 21-27
Ryan Cusick	Midland	Texas	Sept. 4-10

STOCKTON PORTS STAFF

JAVIER GODARD

Manager

Javier Godard takes the helm at Stockton after serving as hitting coach for Midland in 2023 and Lansing from 2021-22. He began his professional coaching career as a member of the Stockton staff in 2019 and was named hitting coach for Beloit in 2020, prior to the cancellation of the minor league season.

Originally signed as an international free agent on Jan. 30, 2013, by the Oakland A's, Godard went on to play six seasons of affiliated baseball with the club. He played three years in the Dominican Summer League before coming to the United States in 2016. His best season came in 2015 when he batted .277 with 16 doubles and 22 RBI in 59 games for the DSL A's.

Godard was born in Baruta, Venezuela. He is married to Johanna.



GABRIEL OZUNA

Pitching Coach

Gabriel Ozuna enters his 17th season with the A's, his second as pitching coach for Stockton. He previously served as the pitching coach of the A's Arizona League affiliate for eight years after spending seven seasons as the pitching coach for Oakland's Dominican Summer League squad.

Ozuna was originally signed by St. Louis as a non-drafted free agent in 1987 and enjoyed a 17-year professional career. He reached as high as Triple-A with Louisville in 1993, when he posted a 2.92 ERA in 35 relief appearances. He recorded a career ERA of 2.54 with 61 saves, including a season-high 28 in 1989 with Single-A Savannah.

He also pitched internationally in Mexico, Taiwan, Italy and his native Dominican Republic, where he played winter ball with the Licey Tigers and East Bulls.



RON WITMEYER

Hitting Coach

Ron Witmeyer joins Stockton as the hitting coach, a role he previously held in Lansing in 2023. Originally drafted by the A's in the seventh round of the 1988 First-Year Player Draft, he has coached at every level of baseball since the end of his five-year playing career, including multiple stops at the collegiate level.

His coaching career began at Stanford University, his alma mater, in 1994, followed by stints as head coach at City College of San Francisco and as an assistant coach at California. In 2007, Witmeyer opened the first of two Frozen Ropes San Diego Baseball and Softball Training Centers, and from 2015-20, he was also the head coach at the Bishop's School in La Jolla, where he coached his sons Clay—a recent Washington University Business School graduate—and Tommy—currently a junior in the business school at Santa Clara University—throughout their high school baseball careers.

In 2021, Witmeyer was the manager of the independent Martinez Sturgeon, and most recently, he served as head coach at Marymount California University for the 2021-22 season.

Witmeyer's college career was highlighted by back-to-back College World Series Championships at Stanford in 1987-88. After being drafted by the A's, he made his Major League debut in 1991. He resides in San Diego, Calif.



LUIS BAEZ

Assistant Hitting Coach

Luis Baez takes on the role of assistant hitting coach with Stockton, a role he previously held in Lansing in 2023. He began his coaching career with the A's in 2018 as an infield coach in the Dominican Republic.

Originally signed by the A's in 2009, Baez played professionally at several levels of the organization, batting .234 with 17 home runs and 113 RBI over a seven-year professional career. He is originally from Bani, Dominican Republic.



AUDYANNA MERRICK

Head Athletic Trainer

Audyanna Merrick enters her fourth season with the Athletics, her first as head athletic trainer with Stockton. She previously served as assistant athletic trainer for the Arizona A's from 2021-22 and as head athletic trainer with the ACL A's in 2023. Merrick graduated from Grand Canyon University with a Bachelor of Science in Athletic Training in April 2020. After graduation, she was hired as an Assistant Athletic Trainer at GCU where she worked with the baseball and men's volleyball teams.

Merrick is currently pursuing her Masters of Science in Kinesiology from A.T. Still University.




NATHANIEL PENARANDA

Sport Performance Coach

Nathaniel Penaranda enters his second season with Stockton after spending the previous two seasons with the Arizona A's. Prior to that, he spent three years as a sports performance specialist for Grand Canyon University, where he oversaw the strength and conditioning programs for the men's soccer, beach volleyball, and swim and dive teams. Prior to his time with GCU, he served as assistant strength coach for the University of Portland following stints at USC and TCU as a sports performance intern.

A native of Vancouver, Wash., Penaranda attended Western Oregon University in Monmouth, Ore., where he played football. He has a master's degree from Grand Canyon University, along with five certifications in the strength and conditioning field.



COLISEUM FIRSTS

Game: April 17, 1968
Final Score: Baltimore 4, Oakland 1
Winning Pitcher: Dave McNally
Losing Pitcher: Lew Krausse
Attendance: 47,233
First Victory: April 18, 1968
Final Score: Oakland 4, Baltimore 3
Winning Pitcher: Paul Lindblad
Losing Pitcher: Gene Brabender

Batter: Curt Blefary, Baltimore (walked by Lew Krausse)
A's Batter: Bert Campaneris (popped out to second baseman Davey Johnson)
Hit: Boog Powell (Home run off Lew Krausse, 2nd inning, Apr. 17)
A's Hit: Rick Monday (Home run off Dave McNally, 6th inning, Apr. 17)
Run: Boog Powell (Home run off Lew Krausse, 2nd inning, Apr. 17)

A's Run: Rick Monday (Home run off Dave McNally, 6th inning, Apr. 17)
Error: Bert Campaneris, SS (ball hit by Frank Robinson, 4th inning, Apr. 17)
Pinch Hit: Tony La Russa (single off Dave McNally, 9th inning, Apr. 17)
Relief Pitcher: Diego Segui (relieved Lew Krausse in 6th inning, Apr. 17)

ARIZONA A'S STAFF

TIM ESMAY

Manager

Tim Esmay takes on the role of manager for the Arizona A's after spending last season as a hitting coach for the team. Prior to that, he served as a coach in the White Sox organization from 2015-19, including three seasons as manager of Great Falls (2017-19) and one season as manager at Winston Salem (2015).

A graduate of Arizona State University, Esmay served three stints (1988-90, 1994, 2005-09) as a coach with the Sun Devils and was named head coach in 2010, a position he held until 2014. During his tenure at ASU, the team secured six College World Series berths. Esmay also served as head coach at the University of Utah from 1997-2004. He was named Western Athletic Conference Coach of the Year in 1997 and Pac-12 Coach of the Year in 2010.

Born in Scottsdale, Ariz., Esmay resides in Queen Creek, Ariz., with his wife, Joell. They have two sons, Tucker and Cooper, and four grandchildren.



MANAGERIAL RECORD

Year	Team	League	Record	Finish
2015	Winston-Salem	Carolina	75-63	2nd
2017	Great Falls	Pioneer	34-42	3rd
2018	Great Falls	Pioneer	34-41	4th
2019	Great Falls	Pioneer	34-40	3rd
Totals			177-186	

ADAM ROSALES

Hitting Coach

In his fifth season as a coach in the A's organization, Adam Rosales will serve as hitting coach for the ACL A's. He previously spent three straight seasons as manager and one season as a coach with the team. The former infielder played in the Major Leagues for 11 seasons, including two stints with the Athletics (2010-13, 2017).

Rosales was originally drafted in the 12th round of the 2005 First Year Player Draft by Cincinnati out of Western Michigan University. He played in 651 Major League games, recording 48 homers and 179 RBI with Cincinnati (2008-09), Oakland, Texas (2013-15), San Diego (2016), Arizona (2017) and Cleveland (2018). Rosales made one postseason appearance (0-for-2, bb) with Arizona in the 2017 National League Division Series.

Rosales resides in Mesa, Ariz., with his wife, Callie, and two children, Juliet and Adrian.




RADHAME PEREZ

Hitting Coach

Radhame Perez returns for his second season as a hitting coach with the Arizona A's after serving in the same role with the DSL A's since 2010. After his playing career, Perez worked as a trainer from 2002-05.

Signed by the A's out of the Dominican Republic in 1996, Perez played five professional seasons in the A's minor league system.

Perez currently resides with his wife, Cristina, with two daughters, Liz and Laura.




MIKE BENJAMIN

Hitting Coach

Mike Benjamin joins the A's as a hitting coach for the team's ACL affiliate. From 2015-20, he managed and coached at multiple levels in the Arizona Diamondbacks organization, including the AZL DBacks (2015), Kane County Cougars (2016) and Missoula Osprey (2017-2020). Prior to joining the Diamondbacks, Benjamin coached at Arizona State University, his alma mater, under incoming ACL A's manager Tim Lincecum from 2010-14.

Originally drafted by the San Francisco Giants in the third round of the 1987 First-Year Player Draft out of ASU, Benjamin spent 13 years in the Major Leagues with the Giants (1989-1995), Philadelphia Phillies (1996), Boston Red Sox (1997-98), and Pittsburgh Pirates (1999-2000, 2002).

A resident of Queen Creek, Ariz., Benjamin is married to Karen and has three children, Briana, Michael and Braylee.



JIM GOTT

Pitching Coach

Jim Gott joins the Arizona A's as pitching coach after serving in the same capacity for the A's DSL affiliate in 2023. Prior to that, he was a pitching coach in the MLB Draft League for State College (2022) and Williamsport (2021).

Gott served as bullpen coach for the Philadelphia Phillies from 2018-20. He previously worked in the Los Angeles Angels organization as a pitching coach for their Arizona League affiliate (2011) and as minor league pitching coordinator (2012-17).

Originally drafted by the St. Louis Cardinals out of San Marino High School in the fourth round of the 1977 First-Year Player Draft, Gott was then selected as the first pick of the Rule 5 Draft by the Toronto Blue Jays in 1981. Over a 14-year Major League career, he went 56-74 with 91 saves and a 3.87 ERA in 554 games with the Blue Jays (1982-84), San Francisco Giants (1985-87), Pittsburgh Pirates (1987-89, 1995) and Los Angeles Dodgers (1990-94).

Gott lives in Altadena, Calif., with his wife of 34 years, Cathy. He has six children—Jenise, Chris, Ryan, Tyler, Danny and Nicholas—and three grandchildren—Barron, Hunter and Hannah.



FRANKLIN FONT

Infield Coach

Franklin Font enters his second season as Arizona infield coach in his second season with the A's, after spending 20 seasons in various coaching roles with the Chicago Cubs organization. From 2013-20, he served as a Major League staff assistant following a one-year stint as assistant hitting coach with the Major League team. In 2022, his first season with the Athletics, he served as manager of Single-A Stockton.

Font was signed as a non-drafted free agent by the Cubs in 1995 and played in six minor league seasons with the club.

Born in Caracas, Venezuela, Font resides in Mesa, Ariz., with his wife, Maria. He has three children, Veronica, Benjamin and Balentine, and one grandson, Franklin Jr.



DAVE BURBA

Assistant Pitching Coach

Dave Burba takes on the role of assistant pitching coach for the Arizona Athletics after spending 13 seasons as a pitching coach at various levels of the Colorado Rockies organization, most recently as pitching coach for the ACL Rockies. Prior to joining the ACL team, he served in the same role for Short-Season Tri-City (2011-12), High-A Modesto (2013-14), Double-A Hartford/New Britain (2015-17) and High-A Lancaster (2018-19).



Originally selected by the Seattle Mariners out of Ohio State University in the second round of the 1987 First-Year Player Draft, Burba went 115-87 with a 4.49 ERA in 511 Major League games with the Mariners (1990-91), San Francisco Giants (1992-95, 2004), Cincinnati Reds (1995-97), Cleveland Indians (1998-2002), Texas Rangers (2002) and Milwaukee Brewers (2003-04).

Burba and his wife Star have three children: a daughter, Madison, and sons, Dylan and Dawson.

RACHEL PURCELL

Athletic Trainer

Rachel Purcell enters her second season with the A's as assistant athletic trainer. She spent the previous two seasons with the Texas Rangers organization, most recently with the Down East Wood Ducks.

Raised in Mission, Viejo, Calif., Purcell attended Seattle University and completed her M.S. in athletic training at California Baptist University. She currently resides in Scottsdale, Ariz.



RAKHOON "RK" SUNG

Athletic Trainer

RK Sung joins the ACL A's as a minor league athletic trainer. Sung began his career in professional baseball as an intern athletic trainer with Triple-A Rochester in the Washington Nationals organization in 2023. Prior to that, he also completed an internship with Major League Soccer's Los Angeles Galaxy.

Sung earned a master's degree in athletic training from Long Beach State in 2023. A native of Korea, he attended Kyung Hee University where he earned his bachelor's degree in Sports Medicine. RK currently resides in Mesa, Ariz.



HALEY MARQUARDT

Sport Performance Coach

Haley Marquardt takes on the role of sport performance coach with the Arizona A's after spending last season with the team's Dominican Summer League affiliate. She was awarded an NSCA assistantship in 2023 and joined the A's sport performance department, working under Sport Performance Rehab Coordinator Derek Clovis. Marquardt was promoted to a seasonal assistant strength coach role following her internship.

A native of Antioch, Calif., Marquardt graduated from Arizona State University with a degree in Exercise Science in 2019. Prior to pursuing a career in professional baseball, she worked with children ages eight to 18 at Redline Athletics in Scottsdale, Ariz. Marquardt currently resides in Phoenix with her dog, Taz.




CURTIS CALDWELL

Assistant Sport Performance Coach

Curtis Caldwell joins the Arizona A's as assistant sport performance coach. He previously completed a sport performance internship at Wake Forest University.

Caldwell has a masters in physiology and kinesiology from the University of Florida, and currently resides in Gilbert, Ariz.



MINOR LEAGUE SCHEDULES

LAS VEGAS

MARCH/APRIL

29-31 Reno
2-7 at Sugarland
9-14 Salt Lake
16-21 Tacoma
23-28 at Sacramento
30 Reno

MAY

1-5 Reno
7-12 at Round Rock
14-19 El Paso
21-26 at Tacoma
28-31 Sugar Land

JUNE

1-2 Sugar Land
4-9 at El Paso
11-16 Salt Lake
18-23 at Tacoma
25-30 Sacramento

JULY

1-3 Oklahoma City
4-6 at Oklahoma City
9-14 at Sugar Land
15-18 ALL-STAR BREAK
19-21 Salt Lake
23-28 at Reno
30-31 Albuquerque

AUGUST

1-4 Albuquerque
6-11 at Salt Lake
13-18 Oklahoma City
20-25 at Reno
27-31 at Sacramento

SEPTEMBER

1 at Sacramento
3-8 Round Rock
10-15 at Albuquerque
17-22 El Paso

ARIZONA

Coming soon

MIDLAND

APRIL

5-7 at Corpus Christi
9-14 Amarillo
16-21 at NW Arkansas
23-28 Corpus Christi
30 at Amarillo

MAY

1-5 at Amarillo
7-12 Tulsa
14-19 at Springfield
21-26 at Frisco
28-31 Corpus Christi

JUNE

1-2 Corpus Christi
4-9 San Antonio
11-16 at Wichita
18-23 Frisco
25-30 at San Antonio

JULY

1-3 at Amarillo
4-6 Amarillo
9-14 Arkansas
15-18 ALL-STAR BREAK
19-21 at Corpus Christi
23-28 San Antonio
30-31 at Arkansas

AUGUST

1-4 at Arkansas
6-11 Frisco
13-18 at Tulsa
20-25 Wichita
27-31 at San Antonio

SEPTEMBER

1 at San Antonio
3-8 Amarillo
10-15 at Corpus Christi

LANSING

APRIL

5-7 at Dayton
9-14 Great Lakes
16-21 at Lake County
23-28 Dayton
30 South Bend

MAY

1-5 South Bend
7-12 at Great Lakes
14-19 Lake County
21-26 at Fort Wayne
28-31 Peoria

JUNE

1-2 Peoria
4-9 at Dayton
11-16 Cedar Rapids
18-23 at Beloit
25-30 West Michigan

JULY

1-3 Fort Wayne
4-6 at Fort Wayne
9-14 at Lake County
15-18 ALL-STAR BREAK
19-21 Great Lakes
23-28 at West Michigan
30-31 Dayton

AUGUST

1-4 Dayton
6-11 at Great Lakes
13-18 West Michigan
20-25 at Quad Cities
27-31 Fort Wayne

SEPTEMBER

1 Fort Wayne
3-8 at West Michigan

STOCKTON

APRIL

5-7 Modesto
9-14 at Rancho Cucamonga
16-21 Fresno
23-28 at Modesto
30 Visalia

MAY

1-5 Visalia
7-12 at San Jose
14-19 Fresno
21-26 at Inland Empire
27 Modesto
29-31 Modesto

JUNE

1-2 Modesto
4-9 San Jose
11-16 at Lake Elsinore
18-23 at Fresno
25-30 Modesto

JULY

1-3 at San Jose
4-6 San Jose
9-14 Rancho Cucamonga
15-18 ALL-STAR BREAK
19-21 at Modesto
23-28 Fresno
30-31 at Visalia

AUGUST

1-4 at Visalia
6-11 Lake Elsinore
13-18 at San Jose
20-25 at Fresno
27-31 Inland Empire

SEPTEMBER

1 Inland Empire
3-8 at Modesto

MINOR LEAGUE STATISTICS

LAS VEGAS

BATTERS	AVG	G	AB	R	H	2B	3B	HR	RBI	SH	SF	HP	BB	IBB	SO	SB	CS	DP	SLG	OBP	E
Allen, N	.333	33	135	33	45	14	1	3	18	5	1	1	20	0	16	13	1	2	.420	.519	7
Bleday, J	.333	28	108	31	36	8	2	8	23	0	2	0	23	0	18	1	1	2	.444	.667	3
Bride, J	.305	73	259	60	79	19	2	13	54	1	3	4	56	0	49	5	2	9	.432	.544	9
Brooks, T	.299	94	344	78	103	29	1	16	71	2	3	6	57	0	60	5	0	9	.405	.529	3
Brown, S	.500	1	2	0	1	0	0	0	0	0	0	0	0	0	1	0	0	0	.500	.500	0
Butler, L	.280	22	82	14	23	2	1	5	23	0	3	1	8	0	18	8	0	1	.340	.512	0
Capel, C	.252	92	341	55	86	14	5	9	47	1	0	3	46	0	84	17	4	7	.346	.402	7
Cron, K	.133	10	45	4	6	1	0	0	6	0	0	0	1	0	18	0	0	1	.152	.156	0
Davidson, L	.264	61	208	24	55	12	1	3	31	1	1	1	21	0	51	4	1	3	.333	.375	7
Deichmann, G	.261	55	184	33	48	10	2	9	30	0	1	2	14	0	57	9	2	2	.318	.484	2
Diaz, J	.308	38	156	18	48	13	0	6	31	0	1	1	10	1	30	0	1	6	.351	.506	13
Garcia, D	.263	45	171	29	45	8	1	12	29	0	1	4	22	0	63	3	0	7	.359	.532	6
Gelof, Z	.304	69	263	60	80	21	1	12	44	1	1	2	41	1	86	20	5	6	.401	.529	8
Harris, B	.271	36	129	19	35	7	0	4	14	3	0	5	10	0	27	4	0	7	.347	.419	4
Hernaiz, D	.300	60	220	44	66	12	1	4	28	3	2	4	24	0	27	6	2	5	.376	.458	6
Kennedy, B	.216	11	37	6	8	0	0	0	4	0	2	1	6	0	13	0	0	0	.326	.216	0
Laureano, R	.467	5	15	5	7	2	0	1	2	0	0	1	4	1	3	1	0	0	.600	.800	0
McCann, K	.270	97	344	58	93	17	1	17	57	0	1	5	38	0	125	3	0	4	.351	.474	5
Noda, R	.400	4	10	7	4	2	0	2	5	0	0	0	8	1	3	0	0	0	.667	1.200	0
Pérez, C	.385	4	13	6	5	2	0	0	3	0	0	1	1	0	0	0	0	0	.467	.538	0
Piña, M	.324	11	34	8	11	2	0	2	8	0	0	1	3	0	5	0	0	2	.395	.559	2
Pozo, Y	.306	92	369	48	113	26	0	18	81	0	3	1	18	2	40	2	0	14	.338	.523	6
Reyes, P	.257	21	74	13	19	2	1	1	10	0	1	0	16	0	23	3	2	2	.385	.351	3
Ruiz, E	.400	5	20	4	8	1	1	1	2	0	0	0	1	0	5	3	0	0	.429	.700	1
Schuemann, M	.277	103	350	88	97	18	4	9	43	3	4	14	62	1	87	20	9	7	.402	.429	6
Schwartz, N	.167	2	6	1	1	1	0	0	1	1	0	0	1	0	1	0	0	0	.286	.333	1
Schwarz, J	.217	16	46	6	10	2	0	0	2	0	0	0	7	0	12	0	1	0	.321	.261	0
Smith, K	.324	42	170	41	55	8	0	16	46	0	0	0	13	0	49	9	2	1	.372	.653	2
Soderstrom, T	.252	77	306	49	77	17	2	21	62	0	3	1	25	1	88	2	0	4	.307	.526	10
Stevenson, C	.348	7	23	7	8	2	0	0	2	0	0	0	6	0	3	3	0	0	.483	.435	0
Thomas, C	.301	107	429	67	129	27	8	23	109	0	5	6	37	0	97	5	0	7	.361	.562	4
Wade, T	.291	91	340	68	99	20	1	6	47	6	1	5	47	1	86	42	9	5	.384	.409	12
Team Total	.287	149	5233	984	1500	319	36	221	933	27	39	70	646	9	1245	188	42	113	.370	.488	127

PITCHERS	W	L	ERA	G	GS	CG	SHO	SV	SVO	IP	H	R	ER	HR	HB	BB	IBB	SO	WP	BK	AVG
Acevedo, D	1	0	10.50	6	0	0	0	1	2	6.0	11	11	7	3	0	1	0	6	0	0	.355
Acton, G	5	2	5.59	21	0	0	0	3	5	29.0	25	19	18	7	0	11	0	33	1	0	.223
Blackburn, P	0	0	7.16	5	5	0	0	0	0	16.1	26	15	13	3	0	5	0	10	0	0	.361
Boyle, J	0	2	2.25	3	3	0	0	0	0	16.0	8	6	4	1	1	11	0	18	3	0	.151
Cohen, C	6	1	6.91	39	0	0	0	1	5	43.0	47	34	33	5	2	33	0	48	3	1	.278
Conley, B	1	0	6.30	6	0	0	0	0	0	10.0	11	7	7	2	2	5	0	11	0	0	.289
Cron, K	0	0	18.00	1	0	0	0	0	0	1.0	4	2	2	1	0	0	0	0	0	0	.571
Cushing, J	0	2	16.55	3	3	0	0	0	0	10.1	18	20	19	5	1	4	0	11	0	0	.360
Cusick, R	0	1	16.88	1	1	0	0	0	0	2.2	3	5	5	0	1	7	0	2	0	0	.300
Dallas, M	0	1	14.20	1	1	0	0	0	0	1.2	5	8	8	1	0	4	0	3	0	0	.500
Dunshee, P	0	0	18.00	1	0	0	0	0	0	1.0	2	2	2	1	0	0	0	0	1	0	.400
Eastman, C	0	8	7.26	22	10	0	0	0	1	65.2	78	69	53	12	3	41	0	59	9	1	.290
Estes, J	3	0	5.23	7	6	0	0	0	0	32.2	32	19	19	10	2	12	0	31	0	0	.246
Felipe, A	2	0	1.80	5	0	0	0	0	0	5.0	2	1	1	0	0	1	0	7	0	0	.125
Fishman, J	0	0	24.00	3	0	0	0	0	0	3.0	9	8	8	1	0	1	0	4	1	0	.529
Garcia, R	1	1	3.20	22	0	0	0	6	8	25.1	17	9	9	3	1	21	1	33	2	0	.189
Godley, Z	4	2	5.21	12	10	0	0	0	0	57.0	58	39	33	9	6	31	0	57	7	0	.266
Guerra, D	0	0	11.57	3	0	0	0	0	0	2.1	3	3	3	0	0	1	0	5	0	0	.300
Harris, H	1	4	6.47	15	14	0	0	0	0	57.0	60	44	41	12	4	38	0	55	3	0	.269
Irvin, G	0	0	0.00	1	0	0	0	0	0	1.0	0	0	0	0	0	1	0	0	0	0	.000
Jiménez, D	1	0	10.38	9	1	0	0	1	1	8.2	7	10	10	2	1	7	0	14	2	0	.219
Kaprielian, J	1	0	1.08	2	2	0	0	0	0	8.1	7	1	1	0	0	2	0	7	0	0	.226
Long, S	1	0	3.95	11	0	0	0	4	5	13.2	14	6	6	0	1	6	0	13	1	0	.275
Lucas, E	0	0	5.63	15	0	0	0	0	0	16.0	28	11	10	3	0	4	1	13	1	0	.394

PITCHERS	W	L	ERA	G	GS	CG	SHO	SV	SVO	IP	H	R	ER	HR	HB	BB	IBB	SO	WP	BK	AVG
Martinez, A	0	7	8.45	13	12	0	0	0	0	38.1	59	40	36	9	4	21	0	24	3	1	.360
May, T	0	0	4.91	4	0	0	0	0	0	3.2	4	2	2	2	0	2	0	2	1	0	.267
Medina, L	0	1	6.48	6	5	0	0	0	0	16.2	15	13	12	1	2	16	0	23	3	2	.254
Miller, M	1	0	0.00	4	4	0	0	0	0	12.0	3	0	0	0	0	3	0	23	1	1	.077
Muller, K	2	3	7.26	13	13	0	0	0	0	62.0	79	58	50	12	3	38	0	51	7	0	.307
Neal, Z	4	2	5.21	18	10	0	0	1	1	74.1	90	53	43	18	4	16	0	54	0	1	.288
Oller, A	4	3	7.11	12	9	0	0	0	0	50.2	60	42	40	12	3	24	0	59	1	1	.291
Patrick, C	0	3	7.89	6	5	0	0	0	0	21.2	35	20	19	3	3	15	1	25	2	0	.376
Patton, S	4	2	4.66	44	0	0	0	5	9	46.1	45	25	24	4	10	23	0	50	6	0	.263
Peluse, C	1	1	6.78	42	5	0	0	2	4	65.0	84	50	49	20	3	38	1	52	3	0	.311
Pérez, F	4	1	4.86	25	0	0	0	1	1	33.1	28	19	18	3	1	19	0	41	4	0	.230
Pozo, Y	0	0	0.00	3	0	0	0	0	0	3.1	6	0	0	0	0	0	0	2	0	0	.400
Pruitt, A	1	1	2.76	11	0	0	0	0	0	16.1	13	6	5	2	0	5	0	18	1	0	.213
Romero, M	0	1	6.60	14	0	0	0	0	1	15.0	15	11	11	2	3	13	0	12	1	0	.263
Rucinski, D	1	1	6.52	3	3	0	0	0	0	9.2	12	9	7	0	1	5	0	8	0	0	.300
Ruiz, N	2	2	6.95	38	3	0	0	0	0	45.1	61	37	35	7	0	19	0	32	3	0	.318
Scott, Tay	2	0	1.72	14	0	0	0	3	4	15.2	8	3	3	0	0	3	0	17	1	0	.154
Smith, C	1	3	7.53	35	0	0	0	4	7	34.2	42	33	29	6	2	30	1	42	2	0	.302
Snead, K	2	3	7.59	23	0	0	0	0	3	21.1	29	21	18	5	3	16	1	22	1	0	.322
Sullivan, B	8	2	5.34	48	0	0	0	2	2	57.1	49	40	34	1	7	52	0	54	3	1	.236
Supak, T	2	2	6.33	12	6	0	0	0	1	42.2	62	36	30	10	4	16	0	24	1	0	.348
Sweet, D	0	0	13.50	2	0	0	0	0	0	2.0	4	3	3	1	0	0	0	3	0	0	.444
Tarnok, F	1	1	1.83	5	5	0	0	0	0	19.2	12	4	4	2	0	11	0	11	1	0	.176
Tomioka, S	0	1	7.59	8	0	0	0	0	0	10.2	12	10	9	0	0	9	0	8	1	0	.293
Watkins, S	0	3	6.93	7	5	0	0	0	0	24.2	30	25	19	6	1	11	0	29	1	0	.288
Wieland, J	4	4	8.16	23	1	0	0	0	4	32.0	44	34	29	9	0	24	0	27	0	0	.328
Wilkerson, A	3	2	6.51	14	6	0	0	0	0	47.0	61	37	34	12	0	14	0	53	3	0	.308
Williams, G	1	1	5.13	42	1	0	0	3	6	52.2	41	32	30	1	10	61	1	71	3	0	.222
Team Total	75	74	6.22	149	149	0	2	37	70	1306.2	1478	1012	903	229	89	751	7	1277	87	9	.284

MIDLAND

BATTERS	AVG	G	AB	R	H	2B	3B	HR	RBI	SH	SF	HP	BB	IBB	SO	SB	CS	DP	SLG	OBP	E
Angeles, E	.227	6	22	3	5	0	0	0	1	0	0	0	1	0	2	0	0	1	.261	.227	0
Armenteros, L	.248	96	330	63	82	19	5	14	72	0	3	10	62	0	133	10	7	3	.380	.464	4
Bowman, C	.262	68	271	49	71	17	3	8	38	3	3	6	36	0	68	35	3	5	.358	.435	9
Buelvas, B	.187	20	75	13	14	3	1	1	19	0	2	1	5	0	21	0	0	3	.241	.293	0
Butler, J	.288	23	80	14	23	3	3	2	10	0	0	1	11	0	21	6	0	0	.380	.475	1
Butler, L	.285	67	284	53	81	17	2	10	47	0	3	1	30	2	60	13	2	9	.352	.465	0
Calabuig, C	.329	40	155	30	51	12	3	4	20	0	1	0	17	0	17	1	0	2	.393	.523	1
Clarke, D	.261	64	234	54	61	11	4	12	43	0	4	11	37	0	85	11	1	1	.381	.496	6
Davidson, L	.297	48	182	26	54	11	1	7	28	0	0	2	22	0	56	2	2	3	.379	.484	3
Deichmann, G	.231	53	195	34	45	5	4	10	31	0	1	1	28	0	66	7	1	1	.329	.451	1
Eierman, J	.188	36	128	17	24	6	0	3	6	1	1	5	15	0	45	4	0	2	.295	.305	7
Guldberg, M	.220	36	127	18	28	5	1	2	16	1	0	1	8	0	31	3	0	0	.272	.323	2
Harris, B	.283	69	258	44	73	16	3	5	48	1	3	12	40	0	42	6	1	5	.399	.426	6
Hernaiz, D	.338	71	278	43	94	20	3	5	43	3	1	0	26	0	48	7	3	7	.393	.486	8
Masterman, C	.253	43	150	27	38	6	0	5	23	0	1	2	12	0	53	3	0	2	.315	.393	2
McGuire, S	.227	98	330	44	75	13	1	4	38	2	3	6	55	0	87	3	2	7	.345	.309	10
Muncy, M	.302	51	202	40	61	17	0	4	31	3	0	7	21	0	54	4	0	4	.387	.446	9
Schuemann, M	.269	13	52	9	14	2	2	1	8	0	1	1	11	0	19	3	0	0	.400	.442	0
Schwarz, J	.221	60	222	24	49	9	0	8	37	0	0	1	31	0	67	0	1	2	.319	.369	6
Simoneit, W	.237	72	253	40	60	15	1	7	39	0	1	10	24	0	79	3	0	6	.326	.387	5
Susac, D	.280	13	50	2	14	1	0	1	8	0	3	1	2	0	14	1	0	0	.304	.360	0
Swift, D	.253	64	261	37	66	10	4	0	29	4	0	1	26	0	73	5	2	7	.323	.322	1
Trenkle, C	.247	45	166	29	41	6	1	2	15	0	1	3	13	0	53	2	0	0	.311	.331	0
Valenzuela, S	.275	52	178	18	49	8	1	1	28	3	3	1	14	0	29	3	1	2	.327	.348	4
Winkler, J	.233	46	172	28	40	9	1	4	32	0	2	5	21	0	39	3	2	5	.330	.366	3
Wright, J	.115	8	26	2	3	0	0	0	0	0	0	1	2	0	5	0	0	0	.207	.115	0
Yamauchi, C	.194	11	31	7	6	1	0	0	4	0	0	2	2	0	5	1	1	2	.286	.226	1
Team Total	.259	138	4712	768	1222	242	44	120	714	21	37	92	572	2	1272	136	29	79	.348	.406	89

PITCHERS	W	L	ERA	G	GS	CG	SHO	SV	SVO	IP	H	R	ER	HR	HB	BB	IBB	SO	WP	BK	AVG
Basso, B	2	0	1.89	5	5	1	0	0	0	19.0	13	5	4	1	2	4	0	19	1	0	.203
Baum, T	1	0	6.88	15	0	0	0	5	5	17.0	20	17	13	1	1	11	0	25	3	1	.282
Beers, B	3	10	7.81	18	17	0	0	0	0	80.2	98	76	70	16	12	34	0	74	6	0	.305
Boyle, J	2	1	2.08	3	3	0	0	0	0	17.1	12	4	4	0	1	7	0	28	0	1	.197
Briggs, A	1	2	4.71	40	0	0	0	2	5	42.0	37	30	22	2	7	32	0	48	10	0	.243
Cohen, C	3	0	2.31	7	0	0	0	1	1	11.2	8	3	3	0	0	4	0	14	0	0	.200
Coker, C	3	4	3.15	46	0	0	0	6	8	74.1	76	32	26	4	2	24	0	49	1	2	.267
Cushing, J	8	4	4.34	28	18	0	0	2	2	114.0	116	61	55	18	3	24	0	119	3	0	.260
Cusick, R	5	7	4.77	22	22	0	0	0	0	94.1	83	50	50	17	1	57	0	84	5	0	.239
De La Cruz, J	2	0	13.73	18	0	0	0	0	0	19.2	34	30	30	7	3	9	0	19	3	0	.382
Del Rosario, J	2	1	7.23	5	4	0	0	0	1	23.2	34	19	19	6	4	6	0	16	0	0	.347
Emanuel, S	2	0	2.38	6	0	0	0	1	2	11.1	8	5	3	1	1	5	0	16	2	0	.190
Estes, J	6	6	3.28	20	17	0	0	0	0	104.1	84	43	38	14	9	31	0	100	1	0	.215
Feltman, D	5	1	2.89	21	0	0	0	2	3	37.1	30	12	12	3	2	14	0	40	5	1	.217
Ginn, J	1	2	8.06	6	6	0	0	0	0	22.1	27	23	20	2	5	13	0	11	1	0	.307
Hall, C	1	1	5.70	16	0	0	0	0	0	30.0	20	19	19	2	2	25	0	27	3	1	.194
Hoglund, G	0	0	5.40	1	1	0	0	0	0	5.0	6	3	3	0	0	0	0	5	0	0	.300
Holman, G	0	2	5.85	25	0	0	0	3	4	32.1	36	21	21	8	2	11	2	45	1	0	.271
Howard, B	5	4	4.21	20	0	0	0	0	2	25.2	28	13	12	1	1	13	0	27	3	2	.280
Juan, J	1	4	5.66	26	0	0	0	1	3	35.0	29	23	22	3	6	34	0	37	9	1	.230
Kubo, T	0	2	9.13	21	0	0	0	1	1	22.2	30	25	23	3	0	20	0	28	6	0	.319
Leal, D	7	5	5.44	36	8	0	0	1	1	84.1	100	51	51	13	4	22	0	68	1	0	.297
McGuire, S	0	1	0.00	3	0	0	0	0	0	3.0	3	1	0	0	0	1	1	0	0	0	.250
Miller, M	0	0	4.91	1	1	0	0	0	0	3.2	2	2	2	2	0	0	0	8	0	0	.154
Patrick, C	0	1	8.44	2	2	0	0	0	0	10.2	21	11	10	6	0	2	0	14	0	0	.412
Pérez, F	1	0	2.45	5	0	0	0	0	0	7.1	6	2	2	1	0	1	0	12	1	0	.222
Perkins, J	1	0	5.67	12	11	0	0	0	0	54.0	70	39	34	2	4	29	0	44	2	0	.329
Salinas, R	1	5	5.48	18	16	0	0	1	1	67.1	59	44	41	9	1	31	0	89	5	0	.232
Supak, T	4	0	4.89	25	0	0	0	2	5	42.1	42	26	23	4	4	18	1	38	2	1	.250
Tomioaka, S	2	0	3.02	29	0	0	0	2	2	44.2	44	19	15	2	1	26	0	53	7	1	.253
Walkinshaw, J	1	3	5.94	8	6	0	0	0	0	33.1	37	26	22	7	0	13	0	23	0	0	.276
Weisenburger, J	0	2	3.78	13	1	0	0	1	2	16.2	11	7	7	1	0	11	0	18	2	0	.196
Yamauchi, C	0	0	0.00	1	0	0	0	0	0	1.0	1	0	0	0	0	0	0	2	0	0	.250
Team Total	70	68	5.04	138	138	1	7	31	48	1208.0	1225	742	676	156	78	532	4	1200	83	11	.263

LANSING

BATTERS	AVG	G	AB	R	H	2B	3B	HR	RBI	SH	SF	HP	BB	IBB	SO	SB	CS	DP	SLG	OBP	E
Amaya, C	.132	17	53	3	7	2	0	0	4	0	2	1	0	1	14	0	0	1	.158	.170	3
Angeles, E	.272	110	397	40	108	18	4	7	50	2	3	11	0	2	56	21	3	7	.293	.390	11
Armenteros, L	.277	14	47	12	13	1	1	6	10	0	0	7	1	3	21	7	5	1	.404	.723	1
Bautista Jr., D	.271	118	435	50	118	17	2	3	46	2	7	22	0	8	48	22	11	12	.314	.340	9
Buelvas, B	.135	32	111	6	15	4	1	2	10	0	1	9	0	2	38	8	2	1	.211	.243	2
Butler, J	.238	64	227	34	54	9	6	10	33	0	1	22	1	8	63	19	2	1	.326	.463	1
Campos, A	.235	29	85	10	20	4	0	1	7	0	0	10	0	4	24	0	0	2	.343	.318	3
Elliott, C	.195	67	215	31	42	6	1	1	16	0	3	28	0	6	47	8	0	2	.302	.247	2
Halter, C	.198	23	81	8	16	3	1	0	6	0	0	11	0	0	31	2	1	0	.293	.259	0
Lopez, H	.000	1	3	0	0	0	0	0	0	0	0	0	0	0	2	0	0	0	.000	.000	0
Milone, B	.261	52	176	31	46	13	0	7	31	0	3	33	0	3	47	0	0	2	.381	.455	3
Muncy, M	.255	72	275	36	70	18	0	6	31	3	3	31	0	0	92	9	3	2	.327	.385	8
Perez, J	.237	117	434	67	103	27	2	12	45	3	2	51	0	3	150	41	9	5	.320	.392	10
Ricciardi, M	.227	6	22	3	5	1	0	0	1	0	0	1	0	0	2	0	0	1	.261	.273	1
Rodriguez, C	.185	76	248	20	46	13	1	2	30	0	6	25	0	6	61	0	0	6	.260	.270	2
Schofield-Sam, T	.204	44	157	21	32	7	0	3	18	0	2	7	0	2	43	0	1	0	.262	.306	6
Susac, D	.303	99	366	47	111	18	5	7	54	0	2	39	2	3	88	8	0	7	.373	.437	8
Swift, D	.217	6	23	3	5	2	0	0	4	0	0	4	0	0	9	2	1	0	.333	.304	0
Thomas, C	.290	54	217	38	63	15	2	10	33	1	2	11	0	4	70	11	2	5	.333	.516	2
Trenkle, C	.292	32	113	24	33	4	1	6	21	0	3	14	0	3	31	6	2	0	.376	.504	0
Uhl, C	.188	6	16	2	3	0	0	0	0	0	0	2	0	0	9	0	0	0	.278	.188	0
Valenzuela, S	.262	30	103	12	27	3	0	0	6	0	1	3	0	2	23	0	1	2	.294	.291	1
Wilson, J	.318	23	88	13	28	9	0	1	8	1	1	6	0	3	10	4	1	1	.378	.455	3
Winkler, J	.253	71	265	34	67	16	1	3	26	1	2	29	0	3	65	19	3	4	.331	.355	12
Wright, J	.277	41	137	10	38	5	2	0	17	3	2	11	0	2	23	1	0	5	.336	.343	2
Yamauchi, C	.667	3	9	0	6	1	0	0	1	0	0	2	0	1	1	3	0	0	.750	.778	0
Team Total	.250	1207	4303	555	1076	216	30	87	508	16	46	390	4	69	1068	191	47	67	.319	.375	90

PITCHERS	W	L	ERA	G	GS	CG	SHO	SV	SVO	IP	H	R	ER	HR	HB	BB	IBB	SO	WP	BK	AVG
Adamiak, M	0	0	5.40	4	0	0	0	0	0	5.0	4	3	3	1	0	2	0	7	0	0	.211
Anderson, L	2	0	7.36	12	0	0	0	1	1	18.1	18	17	15	2	3	22	1	16	4	0	.254
Basso, B	2	4	2.64	15	12	0	0	0	0	44.1	34	13	13	4	0	11	0	45	3	0	.211
Baum, T	1	2	1.72	24	0	0	0	11	12	31.1	15	9	6	1	1	14	1	37	2	1	.142
Bautista Jr., D	0	0	72.00	1	0	0	0	0	0	1.0	6	8	8	3	2	0	0	0	0	0	.667
Beller, J	4	3	4.18	38	0	0	5	7	47.1	44	22	22	4	6	27	1	59	4	0	.253	
Breault, H	1	3	8.26	19	0	0	0	0	5	28.1	48	29	26	4	1	10	0	16	3	0	.369
Del Rosario, J	3	9	4.82	19	14	0	0	0	0	80.1	79	44	43	9	2	31	0	69	3	1	.256
Dicochea, J	0	3	4.35	13	0	0	0	0	0	49.2	40	27	24	3	5	40	0	41	9	0	.230
Emanuel, S	0	0	1.44	15	0	0	0	4	4	25.0	16	4	4	2	2	10	0	33	5	0	.186
Fernandez, C	6	4	4.57	30	8	0	0	2	2	82.2	77	51	42	7	8	42	0	89	8	0	.245
Garland, J	4	9	6.51	18	15	0	0	0	0	84.1	111	65	61	6	3	28	1	59	5	1	.321
Gonzalez, J	2	1	2.18	4	3	0	0	0	0	20.2	15	5	5	0	0	11	0	27	0	0	.211
Hall, C	1	4	3.86	15	0	0	0	3	4	21.0	21	12	9	2	0	15	1	25	5	0	.266
Hoglund, G	1	0	1.42	3	3	0	0	0	0	12.2	5	2	2	0	2	2	0	14	1	1	.119
Holman, G	0	0	0.00	7	2	0	0	0	0	9.1	4	0	0	0	0	4	0	13	1	0	.129
Juan, J	1	0	0.63	9	0	0	0	2	2	14.1	7	2	1	0	0	10	0	28	3	2	.137
Lardner, M	7	0	4.09	31	0	0	0	1	1	61.2	60	36	28	4	1	24	2	61	10	0	.251
Morales, L	0	0	3.52	2	2	0	0	0	0	7.2	6	3	3	2	0	3	0	8	0	0	.207
Myers, M	3	6	5.35	23	21	0	0	0	0	104.1	127	73	62	8	8	36	1	73	6	5	.297
Nambiar, K	6	2	3.47	38	1	0	0	1	1	59.2	50	26	23	6	0	28	0	45	4	0	.230
Owen, J	5	1	3.77	30	3	0	0	2	4	62.0	58	28	26	4	0	15	1	53	2	0	.245
Perkins, J	3	3	2.52	10	9	0	0	0	0	53.2	34	15	15	3	3	18	0	49	5	0	.182
Sanchez, Y	0	1	8.10	4	1	0	0	1	1	13.1	24	12	12	3	0	3	0	12	2	0	.375
Santos, P	0	2	3.86	15	0	0	0	4	7	21.0	15	14	9	2	2	17	1	31	6	0	.195
Watters, J	2	9	6.62	22	21	0	0	0	0	84.1	83	67	62	8	6	59	0	94	10	0	.254
Whittlesey, B	2	4	4.41	38	0	0	0	1	3	51.0	55	28	25	6	5	22	1	40	1	0	.281
Team Total	60	71	4.47	459	131	0	4	38	54	1128.1	1084	627	560	96	62	517	11	1079	105	11	.252

STOCKTON

BATTERS	AVG	G	AB	R	H	2B	3B	HR	RBI	SH	SF	HP	BB	IBB	SO	SB	CS	DP	SLG	OBP	E
Arevalo, A	.186	22	70	7	13	1	1	0	7	0	0	1	8	0	29	3	2	5	.278	.229	2
Beltran, N	.116	35	112	14	13	6	0	0	4	0	0	2	16	0	55	0	2	0	.238	.170	0
Boite, H	.257	112	420	77	108	17	5	14	68	0	4	5	62	0	164	32	9	7	.356	.421	6
Brown, S	.364	3	11	4	4	0	0	0	0	0	0	0	2	1	0	2	0	0	.417	.364	0
Buelvas, B	.290	54	200	36	58	12	3	9	33	1	1	2	31	0	51	23	2	4	.389	.515	2
Cooke, B	.194	97	340	31	66	8	0	1	24	1	2	4	44	0	155	14	7	5	.292	.226	30
Cox, J	.264	28	110	16	29	2	2	2	10	0	0	5	5	0	40	14	2	2	.325	.373	1
Elliott, C	.269	26	93	16	25	2	1	1	12	0	3	5	21	0	20	5	3	1	.418	.344	1
Escorche, J	.249	67	233	37	58	10	0	1	23	0	2	2	15	0	57	14	4	3	.298	.305	16
Franco, C	.252	33	123	11	31	1	0	1	18	0	1	0	12	0	28	0	0	2	.316	.285	3
Gomez, M	.222	3	9	2	3	0	0	0	1	0	0	0	0	0	4	1	0	0	.222	.222	0
Laboy, Y	.195	48	169	19	23	6	0	2	14	1	0	4	26	1	47	3	0	3	.317	.266	9
Lopez, H	.125	5	8	1	1	0	0	0	1	0	0	0	2	0	3	0	0	0	.300	.125	0
Marinez, L	.092	24	87	10	8	2	0	1	9	0	0	2	9	0	48	2	0	1	.194	.149	3
Masterman, C	.254	16	59	8	15	5	0	1	13	0	2	3	4	0	19	1	0	0	.324	.390	1
Milone, B	.304	62	224	42	68	15	1	10	41	0	5	5	39	0	45	3	1	5	.410	.513	8
Montero, D	.154	13	52	5	8	2	1	0	5	0	0	0	4	0	19	0	0	3	.214	.231	2
Mujica, J	.214	79	285	31	61	7	1	6	39	0	7	4	23	0	58	2	5	4	.276	.309	4
Naylor, M	.208	32	120	16	25	2	0	6	17	0	0	1	11	0	52	2	0	1	.280	.375	9
Piña, M	.300	4	10	4	3	1	0	1	2	0	0	0	2	0	2	0	0	1	.417	.700	0
Pineda, P	.224	68	223	32	50	7	2	2	14	4	1	4	24	0	85	19	5	5	.310	.300	7
Puason, R	.142	51	176	13	25	3	0	1	9	0	1	6	11	0	70	7	2	6	.216	.176	14
Richards, K	.273	13	44	5	12	1	0	0	2	0	0	0	4	0	15	1	1	1	.333	.295	2
Rijo, E	.149	15	47	1	7	0	0	0	4	0	1	2	3	0	12	0	1	1	.226	.149	4
Salom, D	.212	74	255	37	54	9	1	1	25	0	6	3	48	0	60	1	1	8	.337	.267	17
Schofield-Sam, T	.273	70	271	33	74	22	3	3	37	0	6	8	21	0	62	3	3	5	.337	.410	12
Simpson, W	.322	29	115	18	37	11	0	4	16	0	1	0	10	0	29	3	1	1	.373	.522	1
Stevenson, T	.167	33	120	15	20	5	0	5	19	0	1	2	20	0	54	0	2	2	.294	.333	2
Thomas, C	.283	72	290	49	82	24	4	8	49	0	0	11	26	0	76	14	4	3	.364	.476	3
Uhl, C	.294	46	136	23	40	2	0	2	16	0	2	3	32	0	41	1	0	2	.434	.353	7
Team Total	.233	1234	4412	611	1030	183	25	82	532	7	46	84	534	1	1402	168	55	81	.325	.342	166

PITCHERS	W	L	ERA	G	GS	CG	SHO	SV	SVO	IP	H	R	ER	HR	HB	BB	IBB	SO	WP	BK	AVG
Blackburn, P	0	0	10.80	1	1	0	0	0	0	1.2	7	3	2	0	0	1	0	0	0	0	.636
Carrasco, L	4	7	4.81	17	15	0	0	0	0	78.2	97	54	42	4	7	23	0	73	2	0	.299
Cerny, C	3	3	5.92	34	0	0	0	0	1	51.2	56	46	34	3	2	42	0	45	6	2	.272
Cohn, A	0	3	9.21	24	0	0	0	0	3	28.1	44	34	29	4	3	15	1	19	5	0	.364
Czyz, T	1	0	8.03	20	2	0	0	0	0	24.2	34	23	22	5	1	18	0	26	6	1	.327
Dallas, M	3	4	6.39	20	4	0	0	0	1	49.1	67	40	35	6	2	11	0	46	0	1	.319
De La Rosa, F	2	0	6.10	15	0	0	0	2	3	20.2	16	15	14	2	2	12	0	23	4	0	.203
Dicochea, J	2	1	3.20	9	7	0	0	0	0	39.1	23	14	14	3	2	17	0	47	3	0	.163
Franco, C	0	0	0.00	1	0	0	0	0	0	1.1	0	0	0	0	0	0	1	0	0	0	.000
Garland, J	1	2	2.78	6	4	0	0	0	0	32.1	34	15	10	0	1	8	0	31	3	0	.266
Gimenez, D	3	2	5.10	14	13	0	0	0	0	65.1	59	40	37	11	10	37	0	60	13	1	.237
Gonzalez, J	4	8	4.95	20	16	0	0	0	0	87.1	93	60	48	11	3	35	0	108	10	1	.262
Guante, W	3	6	5.25	25	18	0	0	0	0	109.2	107	73	64	13	5	53	0	100	6	1	.250
Guarate, C	5	5	5.95	36	1	0	0	2	6	65.0	73	50	43	12	4	26	1	58	3	0	.278
Hoglund, G	1	5	7.48	12	12	0	0	0	0	43.1	56	37	36	9	1	10	0	27	5	2	.313
Irvin, G	8	1	2.93	31	0	0	0	2	4	70.2	54	30	23	7	2	29	0	92	6	0	.207
Jackson, Z	0	0	9.00	2	0	0	0	0	0	2.0	2	2	2	2	0	0	0	4	0	0	.250
Lopez, H	0	0	0.00	1	0	0	0	0	0	1.0	0	0	0	0	0	0	0	1	0	0	.000
Lovelady, R	0	0	9.00	1	0	0	0	0	0	1.0	1	1	1	1	0	0	0	1	0	0	.250
Manzano, A	0	3	11.15	4	3	0	0	1	1	15.1	29	20	19	3	3	4	0	16	0	0	.414
Miller, M	0	0	4.91	2	2	0	0	0	0	3.2	3	2	2	1	0	2	0	4	0	0	.231
Morales, L	0	3	2.20	5	5	0	0	0	0	16.1	13	8	4	0	1	8	0	18	0	0	.217
Pfennigs, J	0	1	3.72	8	4	0	0	0	0	19.1	9	10	8	1	1	14	0	22	0	0	.134
Pontes, B	0	4	3.23	39	1	0	0	11	15	61.1	61	26	22	3	0	22	1	65	4	0	.255
Reilly, V	0	0	3.86	4	0	0	0	0	0	4.2	5	2	2	1	0	2	0	6	0	0	.250
Rivera, E	2	7	5.35	16	12	0	0	0	0	69.0	67	48	41	3	6	44	0	75	6	2	.252
Rodriguez, F	2	1	5.03	21	0	0	0	1	1	34.0	46	23	19	6	2	8	0	28	4	1	.319
Sanchez, Y	1	8	15.53	13	5	0	0	0	1	26.2	48	47	46	9	5	19	0	26	5	1	.378
Santos, P	2	2	2.73	24	0	0	0	6	10	29.2	21	16	9	2	2	18	0	41	6	0	.196
Sha, T	0	1	5.00	7	7	0	0	0	0	27.0	31	17	15	4	3	5	0	15	7	1	.284
Tur, Y	2	2	6.82	19	0	0	0	0	1	31.2	39	28	24	5	2	21	0	47	4	0	.298
Woolfolk, D	1	3	7.33	37	0	0	0	2	6	50.1	56	54	41	5	8	30	2	47	11	1	.272
Team Total	50	82	5.47	488	132	0	6	27	53	1162.1	1251	838	707	136	78	535	5	1171	119	15	.270

ARIZONA

BATTERS	AVG	G	AB	R	H	2B	3B	HR	RBI	SH	SF	HP	BB	IBB	SO	SB	CS	DP	SLG	OBP	E
Arevalo, A	.191	35	110	28	21	5	2	2	10	0	2	4	29	0	43	8	2	3	.372	.327	13
Beltran, N	.299	23	67	16	20	2	1	1	10	0	1	3	13	0	15	6	1	2	.429	.403	2
Bowman, C	.250	4	12	4	3	1	0	0	2	0	0	2	1	0	4	3	0	0	.400	.333	0
Conn, C	.231	10	26	3	6	0	0	0	1	0	0	1	5	0	7	5	1	1	.375	.231	0
Cox, J	.421	7	19	6	8	1	1	0	5	0	0	2	4	0	1	6	0	0	.560	.579	0
Eierman, J	.000	1	2	0	0	0	0	0	0	0	0	0	1	0	2	0	0	0	.333	.000	0
Freitez, L	.200	34	95	16	19	2	2	0	13	1	3	2	16	0	32	2	0	1	.319	.263	1
Fuentes, E	.200	8	20	5	4	0	0	0	4	0	0	3	6	0	8	0	0	0	.448	.200	1
Gallardo, M	.280	31	93	13	26	8	1	2	24	0	1	1	14	0	34	3	0	1	.376	.452	2
Garrett, R	.138	15	29	5	4	0	0	1	2	0	0	0	8	0	15	2	1	2	.324	.241	0
Gomez, M	.272	43	125	23	34	11	0	5	34	0	3	2	28	0	34	3	1	1	.405	.480	13
Halter, C	.455	11	33	7	15	4	0	0	6	0	0	1	5	0	5	2	0	0	.538	.576	1
Laboy, Y	.298	19	57	14	17	2	1	0	12	0	2	3	15	0	10	3	0	1	.455	.368	2
Lasko, R	.154	10	26	3	4	2	0	0	3	0	1	0	3	0	5	1	0	0	.233	.231	0
Lopez, H	.136	8	22	2	3	0	0	0	1	0	0	1	2	0	8	0	0	0	.240	.136	0
Machado, A	.127	30	79	7	10	2	0	0	3	0	1	1	8	0	25	1	0	6	.213	.152	4
Mann, L	.000	3	6	0	0	0	0	0	0	0	0	0	0	0	2	0	0	0	.000	.000	0
Marinez, L	.114	14	35	7	4	1	0	3	7	0	0	1	4	0	19	1	0	0	.225	.400	1
Masterman, C	.212	10	33	8	7	4	0	0	10	0	2	1	9	0	12	1	0	1	.378	.333	1
Montero, D	.276	48	174	38	48	7	5	3	36	0	3	4	15	0	49	9	0	2	.342	.425	9
Nankil, N	.189	16	53	5	10	3	0	0	7	0	0	0	5	0	9	1	0	2	.259	.245	1
Naylor, M	.333	2	6	2	2	1	0	0	0	0	0	0	1	0	3	0	0	0	.429	.500	0
Ortiz, G	.217	46	143	20	31	6	0	0	14	2	1	1	31	0	39	3	0	3	.358	.259	6
Pariguan, J	.175	25	63	13	11	5	0	1	4	1	1	0	15	0	23	0	0	1	.329	.302	8
Puason, R	.306	17	62	9	19	2	0	0	9	0	1	0	6	0	16	3	3	4	.362	.339	3
Rijo, E	.143	19	28	2	4	0	0	0	1	0	0	0	3	0	7	0	1	2	.226	.143	4
Rivera, A	.208	20	53	8	11	2	0	0	6	1	1	0	14	0	11	0	0	1	.368	.245	1
Rodriguez, J	.281	39	121	33	34	8	3	1	17	0	1	6	29	0	47	7	1	4	.439	.421	5

BATTERS	AVG	G	AB	R	H	2B	3B	HR	RBI	SH	SF	HP	BB	IBB	SO	SB	CS	DP	SLG	OBP	E
Rosado Jr., J	.167	22	60	14	10	0	2	0	3	0	0	1	14	0	31	1	0	0	.333	.233	4
Schwartz, N	.588	6	17	5	10	0	0	1	4	0	0	1	3	0	2	0	0	0	.667	.765	0
Simpson, W	.304	7	23	9	7	2	0	2	7	0	0	0	1	0	5	0	0	0	.333	.652	1
Swift, D	.200	5	15	3	3	2	0	0	4	0	0	2	7	0	3	2	0	1	.500	.333	0
Trenkle, C	.182	5	11	5	2	0	0	0	2	0	1	4	3	0	4	2	1	0	.474	.182	0
Wilson, J	.455	3	11	4	5	2	0	0	5	0	0	1	0	0	1	0	0	0	.500	.636	0
Wright, J	.240	7	25	5	6	4	0	1	6	0	0	1	3	0	3	1	0	2	.345	.520	0
Yamauchi, C	.400	3	5	3	2	0	0	0	0	0	0	0	3	0	0	0	0	0	.625	.400	0
Team Total	.239	606	1759	345	420	89	18	23	272	5	25	49	324	0	534	76	12	41	.368	.349	83

PITCHERS	W	L	ERA	G	GS	CG	SHO	SV	SVO	IP	H	R	ER	HR	HB	BB	IBB	SO	WP	BK	AVG
Adamiak, M	0	1	10.66	12	0	0	0	0	0	12.2	18	16	15	2	1	11	0	14	6	1	.353
Avant, C	0	1	6.75	3	0	0	0	0	1	4.0	6	3	3	0	0	5	0	3	2	0	.400
Barrera, D	0	0	0.00	2	0	0	0	0	0	2.0	1	0	0	0	0	0	0	2	0	0	.143
Breault, H	0	0	3.38	3	1	0	0	0	0	2.2	4	1	1	0	0	1	0	4	0	0	.333
Brown, R	0	0	5.63	5	0	0	0	0	2	8.0	10	8	5	1	1	1	0	4	1	0	.303
Cohn, A	1	0	3.38	14	0	0	0	0	0	21.1	19	10	8	3	2	7	0	18	1	2	.235
Conley, B	0	0	0.00	1	1	0	0	0	0	0.2	1	0	0	0	1	1	0	0	0	0	.333
Conover, D	0	0	0.00	1	0	0	0	0	0	0.2	0	0	0	0	0	2	0	2	0	0	.000
Corro, D	1	5	10.17	11	7	0	0	0	1	23.0	34	33	26	2	2	28	0	28	7	0	.337
Cusick, R	0	0	0.00	1	1	0	0	0	0	3.0	1	1	0	0	0	2	0	5	0	0	.100
Czyz, T	1	0	3.32	16	0	0	0	1	2	19.0	13	8	7	1	1	10	0	16	1	2	.194
De Jesus, D	0	2	4.24	19	0	0	0	3	5	23.1	26	23	11	1	2	15	0	36	5	0	.280
De La Cruz, J	0	0	5.14	6	2	0	0	0	0	7.0	7	6	4	0	0	5	0	10	0	0	.241
De La Rosa, F	0	0	0.00	3	1	0	0	0	0	3.0	1	0	0	0	1	1	0	5	0	0	.111
Dettmer, N	0	0	0.00	2	2	0	0	0	0	3.0	2	0	0	0	0	1	0	3	0	0	.200
Emanuel, S	0	0	5.40	3	0	0	0	0	0	3.1	3	2	2	0	0	4	0	8	2	0	.250
Fishman, J	0	1	2.25	3	1	0	0	0	0	4.0	4	3	1	0	0	1	0	7	0	0	.250
Garza, R	0	1	9.64	5	1	0	0	1	1	4.2	11	10	5	1	1	7	0	4	2	0	.500
Ginn, J	0	1	4.15	2	2	0	0	0	0	4.1	5	3	2	0	0	3	0	6	0	1	.278
Gonzalez, J	0	1	5.48	18	0	0	0	2	3	23.0	20	16	14	1	2	10	0	20	5	0	.230
Guerra, D	0	0	9.00	3	2	0	0	0	0	4.0	6	4	4	0	0	1	0	6	0	0	.333
Hernandez, C	1	3	4.50	12	2	0	0	1	2	30.0	36	24	15	0	1	8	0	23	0	3	.305
Holman, G	0	0	0.00	3	3	0	0	0	0	2.2	2	2	0	0	0	4	0	2	0	0	.200
Jean, J	0	1	6.75	2	2	0	0	0	0	5.1	9	5	4	1	0	3	0	3	1	2	.360
Johnston, W	1	0	5.40	4	1	0	0	0	0	6.2	6	5	4	1	0	5	0	6	0	0	.250
Lina, E	0	1	17.69	14	1	0	0	0	0	9.2	17	22	19	0	2	22	0	12	11	0	.370
Manzano, A	3	2	3.76	9	6	0	0	0	0	40.2	42	27	17	5	1	10	0	34	5	0	.263
Morales, L	0	2	6.00	3	3	0	0	0	0	9.0	10	8	6	0	0	2	0	11	0	0	.270
Reisinger, T	0	2	6.00	4	2	0	0	0	0	6.0	8	6	4	1	0	2	0	10	1	0	.296
Restituyo, B	4	1	5.28	16	0	0	0	0	0	29.0	28	19	17	3	3	19	0	35	4	2	.243
Rodríguez, F	0	0	3.18	3	0	0	0	0	0	5.2	6	4	2	1	0	0	0	9	0	0	.261
Saa, R	0	0	22.09	6	2	0	0	0	0	3.2	6	11	9	0	1	12	0	5	5	0	.333
Salinas, R	0	0	4.15	2	2	0	0	0	0	4.1	6	3	2	0	1	0	0	4	1	0	.316
Sanchez, Y	2	3	5.56	9	4	0	0	0	2	34.0	39	29	21	2	5	17	0	29	5	0	.291
Sarmiento, C	3	1	5.63	13	0	0	0	0	2	16.0	24	16	10	2	1	17	0	19	6	2	.364
Sha, T	2	3	4.01	7	0	0	0	0	1	24.2	28	12	11	2	0	3	0	38	4	1	.283
Silverio, J	1	3	5.65	12	2	0	0	0	0	36.2	38	29	23	6	5	27	0	29	5	4	.271
Snead, K	0	1	13.50	2	1	0	0	0	0	2.0	2	3	3	0	0	2	0	2	0	0	.250
Tarnok, F	0	0	0.00	1	1	0	0	0	0	2.0	1	0	0	0	0	1	0	2	0	0	.167
Tur, Y	0	0	1.59	2	1	0	0	0	0	5.2	5	5	1	0	0	3	0	6	2	0	.200
Weisenburger, J	0	0	2.25	3	2	0	0	0	0	4.0	5	2	1	0	0	0	0	3	1	0	.294
Team Total	20	36	5.39	260	56	0	1	8	22	454.1	510	379	272	36	34	273	0	483	83	20	.281

DOMINICAN

BATTERS	AVG	G	AB	R	H	2B	3B	HR	RBI	SH	SF	HP	BB	IBB	SO	SB	CS	DP	SLG	OBP	E
Andrade, B	.188	29	96	10	18	0	0	0	14	0	1	3	11	0	18	0	0	3	.288	.188	4
Baldallo, D	.159	40	107	13	17	4	0	0	11	0	1	3	21	0	30	2	2	4	.311	.196	5
De La Cruz, R	.193	48	166	25	32	3	0	2	16	3	2	6	23	0	52	12	1	2	.310	.247	11
De La Paz, R	.246	50	171	21	42	14	2	0	17	0	0	9	30	0	52	2	1	5	.386	.351	1
Dume, K	.197	39	122	16	24	5	0	2	19	0	0	1	36	1	49	0	0	1	.384	.287	3
Duran, F	.192	41	120	15	23	2	0	1	8	1	1	5	19	0	34	4	0	1	.324	.233	1
Fernandez, D	.231	10	26	1	6	0	0	0	0	0	0	0	3	0	3	1	1	0	.310	.231	0
Fernandez, J	.300	52	207	31	62	9	1	0	15	1	1	5	15	0	14	9	6	2	.360	.353	11
Gonzalez, C	.218	44	147	25	32	6	0	3	23	0	0	6	27	0	29	1	2	2	.361	.320	5
Landaeta, R	.250	22	76	14	19	1	0	3	13	0	1	0	11	0	27	1	0	0	.341	.382	1
Lelis, M	.149	18	47	4	7	1	0	0	9	0	1	4	6	0	15	1	0	1	.293	.170	3
Lopez, J	.143	7	21	3	3	0	0	0	3	1	1	0	1	0	10	2	0	0	.174	.143	0
Natera, J	.143	16	35	2	5	3	0	0	4	0	0	0	5	0	11	0	1	0	.250	.229	1
Pacheco, C	.244	47	131	25	32	4	1	2	16	1	1	5	22	0	38	20	5	3	.371	.336	4
Polanco, B	.000	12	0	0	0	0	0	0	0	0	0	0	0	0	0	0	0	0	.000	.000	0
Superlano, J	.205	35	122	14	25	7	2	0	7	0	0	3	8	0	38	6	1	2	.271	.295	5
Yan, J	.196	22	56	15	11	2	0	2	8	1	0	3	9	0	17	3	1	1	.338	.339	1
Team Totals	.217	532	1650	234	358	61	6	15	184	8	10	53	247	1	437	64	21	27	.336	.288	56

PITCHERS	W	L	ERA	G	GS	CG	SHO	SV	SVO	IP	H	R	ER	HR	HB	BB	IBB	SO	WP	BK	AVG
Alvarado, W	0	1	5.32	16	0	0	0	1	2	22.0	23	14	13	0	1	11	0	25	6	0	.280
Baldallo, D	0	0	0.00	2	0	0	0	0	0	3.0	2	0	0	0	0	0	0	1	0	0	.222
Castro, F	0	1	2.75	16	0	0	0	6	8	19.2	14	6	6	1	3	8	0	29	4	1	.197
Chacon, P	2	1	7.00	10	2	0	0	0	0	18.0	24	16	14	0	5	11	0	15	11	0	.329
Cortes, J	1	1	16.20	5	2	0	0	0	0	6.2	17	12	12	2	1	7	0	7	1	1	.486
De Los Santos, E	0	0	13.50	11	1	0	0	0	0	7.1	2	12	11	0	3	20	0	6	10	1	.087
Fernandez, R	4	2	2.09	11	5	1	1	0	0	47.1	39	12	11	0	4	24	0	47	2	1	.231
Figuerero, M	1	1	21.09	12	0	0	0	0	0	10.2	16	28	25	2	7	20	0	3	9	0	.372
Guzman, F	1	3	7.23	11	5	0	0	0	0	23.2	25	20	19	1	7	19	0	23	10	0	.269
Lopez, J	0	0	0.00	1	0	0	0	0	0	0.1	0	0	0	0	0	0	0	0	0	0	.000
Marte, F	1	3	3.97	11	4	0	0	0	0	34.0	26	21	15	1	2	17	0	32	7	2	.200
Morales, L	0	0	0.82	4	3	0	0	0	0	11.0	4	1	1	0	0	2	0	16	0	0	.108
Natera, J	0	0	0.00	1	0	0	0	0	0	1.1	1	0	0	0	0	0	0	2	0	0	.200
Nova, A	0	0	5.83	11	4	0	0	0	0	29.1	32	21	19	3	5	13	0	30	7	0	.281
Parra, J	1	3	4.22	15	1	0	0	0	1	32.0	33	20	15	3	5	11	0	33	3	0	.270
Perez, M	1	2	5.13	10	6	0	0	0	0	33.1	39	22	19	2	7	15	0	41	3	1	.289
Pinto, J	2	0	5.40	10	4	0	0	0	0	26.2	28	19	16	0	3	28	0	13	3	1	.272
Polanco, B	1	1	16.97	11	0	0	0	0	0	11.2	11	22	22	0	0	29	0	9	17	0	.289
Rangel, C	0	2	10.29	9	1	0	0	0	0	7.0	5	8	8	1	4	8	0	4	6	0	.200
Ribeiro, S	0	2	9.00	12	0	0	0	0	3	10.0	14	15	10	2	1	13	0	9	6	0	.333
Silva, Y	3	1	4.82	10	3	0	0	0	0	18.2	15	12	10	1	1	24	0	15	3	2	.224
Troconis, D	2	4	4.09	12	8	0	0	0	2	44.0	42	29	20	6	3	15	1	44	3	3	.255
Urdaneta, R	2	0	10.80	12	0	0	0	0	1	10.0	6	13	12	1	5	17	2	11	2	0	.162
Veras, A	0	3	6.92	10	4	0	0	0	0	13.0	15	10	10	0	0	8	0	21	3	0	.283
Team Totals	22	31	5.88	233	53	1	3	7	17	440.2	433	333	288	26	67	320	3	436	116	13	.259

ORGANIZATIONAL LEADERS

ORGANIZATIONAL BATTING LEADERS

BATTING AVERAGE	CLUB(S)	Avg.	G	AB	R	H	HR	RBI
Hernaiz, Darell	MID, LV	.321	131	498	87	160	9	71
Thomas, Cody	LV	.301	107	429	67	129	23	109
Susac, Daniel	LAN, MID	.300	112	416	49	125	8	62
Brooks, Trenton	LV	.299	118	430	95	123	22	90
Thomas, Colby	STK, LAN	.286	126	507	87	145	18	82
Milone, Brennan	STK, LAN	.285	114	400	73	114	17	72
Butler, Lawrence	MID, LV	.284	89	366	67	104	15	70
Davidson, Logan	MID, LV	.279	109	390	50	109	10	59
Harris, Brett	MID, LV	.279	105	387	63	108	9	62
Schuemann, Max	MID, LV	.276	116	402	97	111	10	51

(Minimum 313 AB)

HITS	CLUB(S)	H	HOME RUNS	CLUB(S)	HR	RBI	CLUB(S)	RBI
Hernaiz, Darell	MID, LV	160	Thomas, Cody	LV	23	Thomas, Cody	LV	109
Thomas, Colby	STK, LAN	145	Soderstrom, Tyler	LV	21	Armenteros, Lazaro	LAN, MID	82
Muncy, Max	LAN, MID	131	Armenteros, Lazaro	LAN, MID	20	Thomas, Colby	STK, LAN	82
Thomas, Cody	LV	129	Deichmann, Greg	MID, LV	19	Pozo, Yohel	LV	81
Susac, Daniel	LAN, MID	125	Pozo, Yohel	LV	18	Milone, Brennan	STK, LAN	72
Bautista Jr., Danny	LAN	118	Thomas, Colby	STK, LAN	18	Brooks, Trenton	LV	71
Milone, Brennan	STK, LAN	114	McCann, Kyle	LV	17	Hernaiz, Darell	MID, LV	71
Angeles, Euribiel	LAN, MID	113	Milone, Brennan	STK, LAN	17	Butler, Lawrence	MID, LV	70
Pozo, Yohel	LV	113	Brooks, Trenton	LV	16	Bolte, Henry	STK	68
Schuemann, Max	MID, LV	111	Smith, Kevin	LV	16	Five players tied		62

RUNS SCORED	CLUB(S)	R	DOUBLES	CLUB(S)	2B	TRIPLES	CLUB(S)	3B
Schuemann, Max	MID, LV	97	Thomas, Colby	STK, LAN	39	Butler, Jonny	LAN, MID	9
Hernaiz, Darell	MID, LV	87	Muncy, Max	LAN, MID	35	Thomas, Cody	LV	8
Thomas, Colby	STK, LAN	87	Hernaiz, Darell	MID, LV	32	Armenteros, Lazaro	LAN, MID	6
Brooks, Trenton	LV	78	Brooks, Trenton	LV	29	Deichmann, Greg	MID, LV	6
Bolte, Henry	STK	77	Schofield-Sam, T.J.	STK, LAN	29	Montero, Darlyn	ACL, STK	6
Muncy, Max	LAN, MID	76	Milone, Brennan	STK, LAN	28	Schuemann, Max	MID, LV	6
Armenteros, Lazaro	LAN, MID	75	Perez, Junior	LAN	27	Thomas, Colby	STK, LAN	6
Milone, Brennan	STK, LAN	73	Thomas, Cody	LV	27	Four players tied		5
Wade, Tyler	LV	68	Pozo, Yohel	LV	26			
Four players tied		67	Winkler, Jack	LAN, MID	25			

WALKS	CLUB(S)	BB	STOLEN BASES	CLUB(S)	SB	EXTRA-BASE HITS	CLUB(S)	XBH
Schuemann, Max	MID, LV	73	Wade, Tyler	LV	42	Thomas, Colby	STK, LAN	63
Milone, Brennan	STK, LAN	72	Perez, Junior	LAN	41	Thomas, Cody	LV	58
Armenteros, Lazaro	LAN, MID	69	Bowman, Cooper	ACL, MID	38	Armenteros, Lazaro	LAN, MID	46
Bolte, Henry	STK	62	Bolte, Henry	STK	32	Brooks, Trenton	LV	46
Brooks, Trenton	LV	57	Buelvas, Brayen	STK, LAN, MID	31	Milone, Brennan	STK, LAN	46
Bride, Jonah	LV	56	Butler, Jonny	LAN, MID	25	Hernaiz, Darell	MID, LV	45
McGuire, Shane	MID	55	Thomas, Colby	STK, LAN	25	Muncy, Max	LAN, MID	45
Muncy, Max	LAN, MID	52	Schuemann, Max	MID, LV	23	Pozo, Yohel	LV	44
Perez, Junior	LAN	51	Bautista Jr., Danny	LAN	22	Perez, Junior	LAN	41
Three players tied		50	Winkler, Jack	LAN, MID	22	Two players tied		40

TOTAL BASES	CLUB(S)	TB	SLUGGING PCT.	CLUB(S)	SLG	ON-BASE PCT.	CLUB(S)	OBP
Thomas, Colby	STK, LAN	250	Thomas, Cody	LV	.562	Brooks, Trenton	LV	.405
Thomas, Cody	LV	241	Brooks, Trenton	LV	.529	Schuemann, Max	MID, LV	.402
Hernaiz, Darell	MID, LV	227	Armenteros, Lazaro	LAN, MID	.496	Milone, Brennan	STK, LAN	.398
Muncy, Max	LAN, MID	196	Thomas, Colby	STK, LAN	.493	Hernaiz, Darell	MID, LV	.386
Milone, Brennan	STK, LAN	195	Milone, Brennan	STK, LAN	.488	Armenteros, Lazaro	LAN, MID	.383
Pozo, Yohel	LV	193	Butler, Lawrence	MID, LV	.475	Harris, Brett	MID, LV	.383
Armenteros, Lazaro	LAN, MID	187	Deichmann, Greg	MID, LV	.467	Susac, Daniel	LAN, MID	.365
Brooks, Trenton	LV	182	Hernaiz, Darell	MID, LV	.456	Thomas, Cody	LV	.361
Susac, Daniel	LAN, MID	178	Schuemann, Max	MID, LV	.430	Bolte, Henry	STK	.356
Two players tied		177	Susac, Daniel	LAN, MID	.428	Davidson, Logan	MID, LV	.355

ORGANIZATIONAL PITCHING LEADERS

EARNED RUN AVERAGE	CLUB(S)	W-L	ERA	IP	H	BB	SO
Estes, Joey	MID, LV	9-6	3.74	137.0	116	43	131
Dicochea, Jose	STK, LAN	2-4	3.84	89.0	63	57	88
Perkins, Jack	LAN, MID	4-3	4.10	107.2	104	47	93
Gonzalez, James	STK, LAN	6-9	4.42	108.0	108	46	135
Fernandez, Christian	LAN	6-4	4.57	82.2	77	42	89
Cusick, Ryan	ACL, MID, LV	5-8	4.95	100.0	87	66	91
Guante, Wander	STK	3-6	5.25	109.2	107	53	100
Myers, Mitch	LAN	3-6	5.35	104.1	127	36	73
Cushing, Jack	MID, LV	8-6	5.36	124.1	134	28	130
Del Rosario, Joelvis <i>(Minimum 80 IP)</i>	LAN, MID	5-10	5.37	104.0	113	37	85

WINS	CLUB(S)	W	SAVES	CLUB(S)	SV	COMPLETE GAMES	CLUB(S)	CG
Cohen, Chase	MID, LV	9	Baum, Tyler	LAN, MID	16	Basso, Brady	LAN, MID	1
Estes, Joey	MID, LV	9	Pontes, Blaze	STK	11	Fernandez, Richard	DSL	1
Cushing, Jack	MID, LV	8	Santos, Pedro	STK, LAN	10			
Irvin, Garrett	STK, LV	8	Castro, Felix	DSL	6			
Sullivan, Billy	LV	8	Coker, Calvin	MID	6			
Beers, Blake	LAN, MID	7	Garcia, Rico	LV	6			
Lardner, Mac	LAN	7	Beller, John	LAN	5			
Leal, David	MID	7	Emanuel, Stevie	ACL, LAN, MID	5			
Four players tied		6	Patton, Spencer	LV	5			
			Two players tied		4			

INNINGS PITCHED	CLUB(S)	IP	STRIKEOUTS	CLUB(S)	SO
Estes, Joey	MID, LV	137.0	Gonzalez, James	STK, LAN	135
Cushing, Jack	MID, LV	124.1	Estes, Joey	MID, LV	131
Garland, Jake	STK, LAN	116.2	Cushing, Jack	MID, LV	130
Beers, Blake	LAN, MID	114.2	Beers, Blake	LAN, MID	109
Guante, Wander	STK	109.2	Guante, Wander	STK	100
Gonzalez, James	STK, LAN	108.0	Watters, Jacob	LAN	94
Perkins, Jack	LAN, MID	107.2	Perkins, Jack	LAN, MID	93
Myers, Mitch	LAN	104.1	Salinas, Royber	ACL, MID	93
Del Rosario, Joelvis	LAN, MID	104.0	Irvin, Garrett	STK, LV	92
Cusick, Ryan	ACL, MID, LV	100.0	Cusick, Ryan	ACL, MID, LV	91

ORGANIZATIONAL STANDINGS

Club	First Half			Second Half			Overall			
	W-L	Pos.	GB	W-L	Pos.	GB	W-L	Pos.	GB	Pct.
Las Vegas (AAA)	34-40	4th	9.5	41-34	2nd	3.0	75-74	3rd	12.5	.503
Midland (AA)	32-37	4th	5.0	38-31	2nd	5.0	70-68	3rd	7	.507
Lansing (A+)	31-34	6th	14.0	29-37	6th	8.0	60-71	6th	16	.458
Stockton (A)	25-41	4th	15.0	25-41	4th	18.0	50-82	4th	28	.379
Arizona (Rookie)							20-36	4th	11	.357
Dominican (Rookie)							22-31	7th	12.5	.415

2023 MINOR LEAGUE ALL-STARS

Pacific Coast League, Postseason
Cody Thomas

Midwest League, Postseason
None

California League, Postseason
Brennan Milone

Texas League, Postseason
None

ORGANIZATIONAL PLAYERS

MARK HENRY ADAMIAK

RHP

Born: Des Plaines, Illinois, December 15, 2000; **Home:** Shawnee, Kansas

Bats: Right; **Throws:** Right; **Height:** 6-4; **Weight:** 230

Obtained: Selected in the 15th round of the 2022 First Year Player Draft

Signed out of the University of Arkansas by A's scout Steve Abney...made nine appearances with three starts his redshirt sophomore year...went 2-0 with a 3.95 ERA in 13.2 innings with 18 strikeouts.

Year	Club	W	L	ERA	G	GS	CG	SHO	SV	IP	H	R	ER	HR	HB	BB	IBB	SO	WP	BK
2022	ACL A's (R)	0	1	19.29	3	1	0	0	0	2.0	2	5	5	0	1	3	0	1	2	0
	Stockton (A)	0	0	13.50	1	0	0	0	0	2.0	5	3	3	0	0	1	0	3	0	0
2023	ACL A's (R)	0	1	10.66	12	0	0	0	0	12.0	18	16	15	2	1	11	0	14	6	1
	Lansing (A)	0	0	5.40	4	0	0	0	0	5.0	4	3	3	1	0	2	0	7	0	0
Minor League Totals		0	2	10.64	20	1	0	0	0	22.0	29	27	26	3	2	17	0	25	8	1

CARLOS EDUARDO AMAYA (LUZARDO)

C

Born: Punto Fijo, Venezuela, December 28, 2001; **Home:** Punto Fijo, Venezuela

Bats: Right; **Throws:** Right; **Height:** 5-11; **Weight:** 209

Obtained: Signed as a free agent to a minor league contract, August 8, 2019

Signed by Andri Garcia.

Year	Club	AVG.	G	AB	R	H	2B	3B	HR	RBI	SH	SF	HP	BB	SO	SB	CS	OBP	SLG	E
2021	DSL A's (R)	.457	15	46	11	21	4	1	0	12	0	1	1	9	6	2	2	.544	.587	4
	ACL A's (R)	.294	7	17	1	5	2	0	0	0	0	0	0	1	6	0	0	.333	.412	2
2022	ACL A's (R)	.250	38	112	15	28	9	1	3	17	0	2	1	12	31	2	1	.323	.429	5
2023	Lansing (A)	.132	17	53	3	7	2	0	0	4	0	2	1	1	14	0	0	.158	.170	3
Minor League Totals		.268	77	228	30	61	17	2	3	33	0	5	3	23	57	4	3	.336	.399	14

LUKE ROBERT ANDERSON

RHP

Born: Prairie Village, Kansas, August 5, 1998; **Home:** Prairie Village, Kansas

Bats: Right; **Throws:** Right; **Height:** 6-2; **Weight:** 195

Obtained: Selected in the 15th round of the 2021 First-Year Player Draft

Began his college career at Missouri...signed by Steve Abney...played two seasons at Central Oklahoma... finished his college career 9-5 with a 5.32 ERA over 35 games, 18 of which were starts.

Year	Club	W	L	ERA	G	GS	CG	SHO	SV	IP	H	R	ER	HR	HB	BB	IBB	SO	WP	BK
2021	ACL A's (R)	0	0	0	2	0	0	0	0	3.0	1	0	0	0	0	0	0	3	0	0
2022	Stockton (A)	8	7	5.81	27	13	0	0	0	96.0	118	75	62	17	5	58	0	111	15	2
2023	Lansing (A)	2	0	7.36	12	0	0	0	1	18.0	18	17	15	2	3	22	1	16	4	0
Minor League Totals		10	7	5.91	41	13	0	0	1	117.1	137	92	77	19	8	80	1	130	19	2

EURIBIEL ANGELES

INF

Born: Higüey, Dominican Republic, May 11, 2002; **Home:** Higüey, Dominican Republic

Bats: Right; **Throws:** Right; **Height:** 6-2; **Weight:** 195

Obtained: Acquired from San Diego with Adrián Martínez for Sean Manaea and Aaron Holiday on April 3, 2022

Year	Club	AVG.	G	AB	R	H	2B	3B	HR	RBI	SH	SF	HP	BB	SO	SB	CS	OBP	SLG	E
2019	DSL Padres	.301	44	173	28	52	9	2	0	26	0	6	4	15	19	17	9	.359	.376	13
2021	Lake Elsinore (A)	.343	87	362	65	124	22	6	3	56	2	5	4	32	61	18	6	.397	.461	11
	Fort Wayne (A+)	.264	18	72	12	19	4	0	1	8	2	0	4	8	16	1	1	.369	.361	0
2022	Lansing (A)	.278	97	363	29	101	19	1	2	32	2	2	4	17	58	8	6	.316	.353	9
2023	Lansing (A)	.272	110	397	40	108	18	4	7	50	2	3	2	11	56	21	3	.293	.390	11
	Midland (AA)	.227	6	22	3	5	0	0	0	1	0	0	0	1	2	0	0	.261	.227	0
Minor League Totals		.294	362	1389	177	409	72	13	13	173	8	16	18	84	212	65	25	.339	.393	44

ANGEL ISMEL AREVALO (MEDINA)**INF****Born:** Caracas, Venezuela, October 2, 2003; **Home:** Caracas, Venezuela**Bats:** Right; **Throws:** Right; **Height:** 5-11; **Weight:** 160**Obtained:** Signed as a free agent to a minor league contract, January 15, 2021

Signed by Ruben Barradas.

Year	Club	AVG.	G	AB	R	H	2B	3B	HR	RBI	SH	SF	HP	BB	SO	SB	CS	OBP	SLG	E
2021	DSL A's (R)	.297	27	74	16	22	5	4	0	15	0	2	2	18	19	1	3	.438	.473	8
2022	ACL A's (R)	.229	29	70	11	16	4	0	0	10	2	1	0	14	25	1	2	.353	.286	13
2023	ACL A's (R)	.191	35	110	28	21	5	2	2	10	0	2	4	29	43	8	2	.372	.327	13
	Stockton (A)	.186	22	70	7	13	1	1	0	7	0	0	1	8	29	3	2	.278	.229	2
Minor League Totals		.222	113	324	62	72	15	7	2	42	2	5	7	69	116	13	9	.365	.330	36

COREY JACOB AVANT**RHP****Born:** Burlington, North Carolina, November 6, 2001; **Home:** Monroe, North Carolina**Bats:** Right; **Throws:** Right; **Height:** 6-4; **Weight:** 225**Obtained:** Selected in the ninth round of the 2023 First Year Player Draft

Went 1-3 with a 5.45 ERA in 22 appearances (two starts) spanning 38.0 innings pitched last season for Mississippi State...for his career, he went 4-4 with a 4.57 ERA and six saves in 67.0 innings of work, including 107 strikeouts and 42 walks.

Year	Club	W	L	ERA	G	GS	CG	SHO	SV	IP	H	R	ER	HR	HB	BB	IBB	SO	WP	BK
2023	ACL A's (R)	0	1	6.75	3	0	0	0	0	4.0	6	3	3	0	0	5	0	3	2	0
Minor League Totals		0	1	6.75	3	0	0	0	0	4.0	6	3	3	0	0	5	0	3	2	0

DIEGO BARRERA**LHP****Born:** Fontana, California, May 5, 2000; **Home:** Ocoee, Florida**Bats:** Left; **Throws:** Left; **Height:** 6-0; **Weight:** 165**Obtained:** Selected in the 20th round of the 2023 First Year Player Draft

Went 8-2 with a 2.53 ERA in his senior season at Loyola Marymount...began his collegiate career at Washington in 2019 but attended Mt. San Antonio College (JC) in 2020 before transferring to LMU in 2021...across 51 games as a four-year college player, the left-hander was 13-6 with a 2.85 ERA...he struck out 199 and walked 44 while allowing just 14 home runs.

Year	Club	W	L	ERA	G	GS	CG	SHO	SV	IP	H	R	ER	HR	HB	BB	IBB	SO	WP	BK
2023	ACL A's (R)	0	0	0.00	2	0	0	0	0	2.0	1	0	0	0	0	0	0	2	0	0
Minor League Totals		0	0	0.00	2	0	0	0	0	2.0	1	0	0	0	0	0	0	2	0	0

TYLER COLE BAUM**RHP****Born:** Orlando, Florida, January 14, 1998; **Home:** Ocoee, Florida**Bats:** Right; **Throws:** Right; **Height:** 6-2; **Weight:** 195**Obtained:** Selected in the second round of the 2019 First Year Player Draft

Signed by William Avent...played three seasons for the University of North Carolina...was an All-ACC selection in 2019 for the Tar Heels...finished his collegiate career 18-4 with a 3.71 ERA in 51 appearances, 43 of which were starts...logged 220 strikeouts and 84 walks in 221.0 career innings pitched.

Year	Club	W	L	ERA	G	GS	CG	SHO	SV	IP	H	R	ER	HR	HB	BB	IBB	SO	WP	BK
2019	Vermont (A)	0	3	4.70	11	11	0	0	0	30.2	29	18	16	4	2	7	0	34	2	0
2021	ACL A's (R)	0	3	12.08	8	6	0	0	0	12.2	12	19	17	1	3	20	0	11	2	2
2022	ACL A's (R)	0	0	3.00	2	0	0	0	1	3.0	0	1	0	2	1	0	0	3	2	0
	Stockton (A)	1	1	18.75	25	0	0	0	0	24.0	34	55	50	2	9	46	0	29	23	0
2023	Lansing (A)	1	2	1.72	24	0	0	0	11	31.0	15	9	6	1	1	14	1	37	2	1
	Midland (AA)	1	0	6.88	15	0	0	0	5	17.0	20	17	13	1	1	11	0	25	3	1
Minor League Totals		3	9	7.81	85	17	0	0	17	118.0	110	119	103	9	18	99	1	139	34	4

DANIEL BAUTISTA (DE LOS SANTOS)**OF****Born:** Phoenix, Arizona, September 20, 2000; **Home:** Lutz, Florida**Bats:** Right; **Throws:** Right; **Height:** 6-2; **Weight:** 204**Obtained:** Signed as a free agent to a minor league contract, October 4, 2017

Signed by Yendri Bachelor...made his full-season debut in 2021 and set career highs in hits (51), home runs (2) and RBI (23).

Year	Club	AVG.	G	AB	R	H	2B	3B	HR	RBI	SH	SF	HP	BB	SO	SB	CS	OBP	SLG	E
2018	DSL A's (R)	.261	12	46	8	12	1	0	1	7	1	1	0	9	10	6	4	.375	.348	1
	AZL A's (R)	.200	43	110	19	22	7	3	0	11	0	1	4	14	41	3	1	.310	.318	5
2019	Vermont (A)	.276	15	58	7	16	2	1	0	3	0	1	0	4	16	0	3	.317	.345	1
2021	ACL A's (R)	.200	3	5	2	1	0	0	0	0	0	0	0	3	1	1	0	.500	.200	0
	Stockton (A)	.208	72	245	38	51	15	3	2	23	5	2	5	33	68	6	2	.312	.318	5
2022	Stockton (A)	.264	99	367	48	97	24	2	5	37	7	2	13	34	72	10	8	.346	.381	5
2023	Lansing (A)	.271	118	435	50	118	17	2	3	46	2	7	8	22	48	22	11	.314	.340	9
Minor League Totals		.250	362	1266	172	317	66	11	11	127	15	14	30	119	256	48	29	.326	.346	26

BLAKE AUSWEGER BEERS**RHP****Born:** Torrance, California, July 15, 1998; **Home:** Manhattan Beach, California**Bats:** Right; **Throws:** Right; **Height:** 6-4; **Weight:** 215**Obtained:** Selected in the 19th round of the 2021 First-Year Player Draft

Attended the University of Michigan...signed by Richard Sparks...in his college career, was 4-4 with a 6.56 ERA (52 er in 71.1 ip) in 33 games over four seasons.

Year	Club	W	L	ERA	G	GS	CG	SHO	SV	IP	H	R	ER	HR	HB	BB	IBB	SO	WP	BK
2021	ACL A's (R)	0	0	9.00	1	1	0	0	0	1.0	2	1	1	1	0	0	0	1	0	0
2022	Stockton (A)	2	2	4.08	7	6	0	0	0	39.2	38	19	18	7	2	7	0	51	5	0
	Lansing (A)	0	4	4.08	10	10	0	0	0	53.0	50	26	24	4	7	24	0	49	2	0
2023	Lansing (A)	4	1	2.91	7	4	0	0	0	34.0	28	12	11	2	2	13	0	35	3	0
	Midland (AA)	3	10	7.81	18	17	0	0	0	80.2	98	76	70	16	12	34	0	74	6	0
Minor League Totals		9	17	5.36	43	38	0	0	0	208.0	216	134	124	30	23	78	0	210	16	0

NELSON JUNIOR BELTRAN (MORALES)**IF****Born:** San Pedro de Macoris, Dominican Republic, December 28, 2001; **Home:** San Pedro de Macoris, Dominican Republic**Bats:** Right; **Throws:** Right; **Height:** 5-10; **Weight:** 160**Obtained:** Signed as a free agent to a minor league contract, July 9, 2018

Signed by Yendri Bachelor.

Year	Club	AVG.	G	AB	R	H	2B	3B	HR	RBI	SH	SF	HP	BB	SO	SB	CS	OBP	SLG	E
2019	DSL A's (R)	.167	43	126	22	21	1	0	0	8	1	1	6	13	38	10	1	.274	.175	20
2021	DSL A's (R)	.263	44	114	19	30	6	2	0	17	0	1	7	14	41	13	1	.375	.351	5
2022	ACL A's (R)	.269	38	119	33	32	7	2	3	16	0	0	9	16	43	7	2	.396	.437	2
2023	ACL A's (R)	.299	23	67	16	20	2	1	1	10	0	1	3	13	15	6	1	.429	.403	2
	Stockton (A)	.116	35	112	14	13	6	0	0	4	0	0	2	16	55	0	2	.238	.170	0
Minor League Totals		.216	183	538	104	116	22	5	4	55	1	3	27	72	192	36	7	.336	.297	29

HENRY BOLTE**OF****Born:** San Francisco, California, August 4, 2003; **Home:** Scottsdale, Arizona**Bats:** Right; **Throws:** Right; **Height:** 6-3; **Weight:** 195**Obtained:** Selected in the 2nd round of the 2022 First Year Player Draft

Was signed by A's scout Troy Stewart...ranked as the No. 1 outfielder in the state of California by Perfect Game in 2022 and No. 7 in the country...was committed to the University of Texas at Austin.

Year	Club	AVG.	G	AB	R	H	2B	3B	HR	RBI	SH	SF	HP	BB	SO	SB	CS	OBP	SLG	E
2022	ACL A's (R)	.212	11	33	5	7	0	0	2	0	0	0	1	5	19	0	1	.333	.212	1
2023	Stockton (A)	.257	112	420	77	108	17	5	14	68	0	4	5	62	164	32	9	.356	.421	6
Minor League Totals		.254	123	453	82	115	17	5	14	70	0	4	6	67	183	32	10	.355	.406	7

HUNTER MATHIAS HOKU BREAUT

RHP

Born: Kapolei, Hawaii, June 12, 1999; **Home:** Kapolei, Hawaii
Bats: Right; **Throws:** Right; **Height:** 6-3; **Weight:** 225
Obtained: Selected in the 20th round of the 2021 First-Year Player Draft

Played collegiately at Oregon...signed by James Coffman...was 4-3 with a 4.68 ERA and 44 strikeouts in 50 games, two of which were starts, across four years of college.

Year	Club	W	L	ERA	G	GS	CG	SHO	SV	IP	H	R	ER	HR	HB	BB	IBB	SO	WP	BK
2021	ACL A's (R)	1	1	13.50	2	0	0	0	0	2.2	5	4	4	0	0	1	0	2	0	0
	Stockton (A)	1	1	2.57	8	0	0	0	0	14.0	15	8	4	0	0	3	0	9	0	0
2022	Stockton (A)	2	6	3.72	44	0	0	0	10	58.0	69	43	24	9	5	17	0	64	4	0
	Las Vegas (AAA)	0	0	9.82	6	0	0	0	0	7.1	14	8	8	3	2	2	0	4	0	0
2023	ACL A's (R)	0	0	3.38	3	1	0	0	0	2.0	4	1	1	0	0	1	0	4	0	0
	Lansing (A)	1	3	8.26	19	0	0	0	0	28.1	48	29	26	4	1	10	0	16	3	0
Minor League Totals		5	11	5.34	82	1	0	0	10	113	155	93	67	16	8	34	0	99	7	0

AUSTIN AUGUSTUS BRIGGS

LHP

Born: Lexington, North Carolina, October 11, 1995; **Home:** Willis, Texas
Bats: Right; **Throws:** Left; **Height:** 6-3; **Weight:** 210
Obtained: Selected in the 29th round of the 2018 First-Year Player Draft

Signed by Kelcey Mucker...made his full-season debut in 2021, setting career highs in innings and strikeouts...led Midland pitchers in games.

Year	Club	W	L	ERA	G	GS	CG	SHO	SV	IP	H	R	ER	HR	HB	BB	IBB	SO	WP	BK
2018	AZL A's (R)	0	1	3.12	16	1	0	0	3	26.0	24	15	9	0	3	14	0	28	4	0
2019	Vermont (A)	1	1	4.71	19	0	0	0	0	28.2	32	24	15	2	3	22	1	22	7	0
2021	Midland (AA)	3	2	6.38	41	0	0	0	2	55.0	57	42	39	7	2	28	0	41	8	0
2022	Midland (AA)	3	2	4.26	28	0	0	0	6	31.0	33	29	15	4	2	21	3	32	6	0
2023	Midland (AA)	1	2	4.71	40	0	0	0	2	42.0	37	30	22	2	7	32	0	48	10	0
Minor League Totals		8	8	4.91	144	1	0	0	13	183.0	183	140	100	15	17	117	4	171	35	0

RYAN DOUGLAS BROWN

RHP

Born: Salem, Oregon, November 2, 2000; **Home:** Willis, Texas
Bats: Right; **Throws:** Right; **Height:** 6-2; **Weight:** 219
Obtained: Selected in the 16th round of the 2023 First-Year Player Draft

Recorded 11 saves, tied for the most in the Pac-12 in 2023...an All-Pac-12 Honorable Mention, went 4-2 with a 3.23 ERA in 25 games for the Beavers last season, striking out 34 batters and walking just five across 30.2 innings...across three collegiate seasons, Brown was 9-4 with 20 saves and a 3.90 ERA in 56 career outings, all in relief.

Year	Club	W	L	ERA	G	GS	CG	SHO	SV	IP	H	R	ER	HR	HB	BB	IBB	SO	WP	BK
2023	ACL A's (R)	0	0	5.63	5	0	0	0	0	8.0	10	8	5	1	1	1	0	4	1	0
Minor League Totals		0	0	5.63	5	0	0	0	0	8.0	10	8	5	1	1	1	0	4	1	0

BRAYAN DAVID BUELVAS (DURANGO)

OF

Born: Montería, Colombia, June 8, 2002; **Home:** Montería, Colombia
Bats: Right; **Throws:** Right; **Height:** 5-10; **Weight:** 183
Obtained: Signed as a free agent to a minor league contract, July 3, 2018

Signed by Jose Quintero...made his full-season debut with Stockton in 2021 and set career highs in all major counting stats...currently ranked as Oakland's No. 8 prospect by MLB.com.

Year	Club	AVG.	G	AB	R	H	2B	3B	HR	RBI	SH	SF	HP	BB	SO	SB	CS	OBP	SLG	E
2019	DSL A's (R)	.244	23	78	4	19	5	1	0	14	0	2	8	14	4	4	.330	.333	1	
	AZL A's (R)	.300	44	160	26	48	10	7	3	27	0	1	3	22	46	12	5	.392	.506	4
2021	Stockton (A)	.219	88	347	54	76	11	4	16	50	0	1	7	37	95	17	7	.306	.412	5
2022	ACL A's (R)	.261	7	23	4	6	1	1	1	4	0	1	2	4	6	4	0	.400	.522	0
	Lansing (A)	.195	69	236	28	46	14	1	7	26	0	1	6	17	57	7	4	.265	.352	3
2023	Stockton (A)	.290	54	200	36	58	12	3	9	33	1	1	2	31	51	23	2	.389	.515	2
	Lansing (A)	.135	32	111	6	15	4	1	2	10	0	1	2	9	38	8	2	.211	.243	2
	Midland (AA)	.187	20	75	13	14	3	1	1	19	0	2	1	5	21	0	0	.241	.293	0
Minor League Totals		.229	337	1230	171	282	60	19	39	183	1	8	25	133	328	75	24	.315	.404	17

JONATHAN WILLIAM BUTLER**OF**

Goes by "Jonny"

Born: Joliet, Illinois, February 12, 1999; **Home:** Channahon, Illinois**Bats:** Left; **Throws:** Right; **Height:** 6-2; **Weight:** 200**Obtained:** Selected in the 14th round of the 2021 First-Year Player Draft

Named First Team All-ACC and Second Team Division I All-American for North Carolina State in 2021...in three seasons with NC State, hit .312 with 3 home runs and 23 RBI.

Year	Club	AVG.	G	AB	R	H	2B	3B	HR	RBI	SH	SF	HP	BB	SO	SB	CS	OBP	SLG	E
2021	ACL A's (R)	.300	4	10	2	3	0	0	1	3	0	0	0	2	1	0	0	.417	.600	0
	Lansing (A)	.203	25	79	9	16	2	1	1	9	0	2	0	9	22	1	0	.278	.291	1
2022	Lansing (A)	.244	37	119	16	29	8	1	2	21	0	2	0	15	33	4	0	.324	.378	0
2023	Lansing (A)	.238	64	227	34	54	9	6	10	33	0	1	8	22	63	19	2	.326	.463	1
	Midland (AA)	.288	23	80	14	23	3	3	2	10	0	0	1	11	21	6	0	.380	.475	1
Minor League Totals		.243	153	515	75	125	22	11	16	76	0	5	9	59	140	30	2	.328	.421	3

LUIS ANGEL CARRASCO (ALVAREZ)**RHP****Born:** Barquisimeto, Venezuela, December 19, 2001; **Home:** San Vicente, Venezuela**Bats:** Right; **Throw:** Right; **Height:** 6-1; **Weight:** 180**Obtained:** Signed as a free agent to a minor league contract, July 13, 2018

Signed by Ruben Barradas...set career bests in all major statistical categories in 2021...was named ACL Pitcher of the Week for the week of August 16-22.

Year	Club	W	L	ERA	G	GS	CG	SHO	SV	IP	H	R	ER	HR	HB	BB	IBB	SO	WP	BK
2019	AZL A's (R)	0	0	6.91	6	4	0	0	0	14.1	19	11	11	0	1	4	0	12	3	2
2021	ACL A's (R)	1	1	3.94	10	6	0	0	0	32.0	37	17	14	2	4	6	0	33	0	0
	Stockton (A)	0	0	4.38	7	0	0	0	0	12.1	14	8	6	1	1	4	0	11	0	1
2022	ACL A's (R)	3	1	1.82	7	2	0	0	0	24.0	24	5	5	2	1	8	0	18	2	0
	Stockton (A)	0	0	13.50	2	0	0	0	0	1.1	5	3	2	0	0	0	0	2	0	0
2023	Stockton (A)	4	7	4.81	17	15	0	0	0	78.0	97	54	42	4	7	23	0	73	2	0
Minor League Totals		8	9	4.41	49	27	0	0	0	163.0	196	98	80	9	14	45	0	149	7	3

FELIX JUNIOR CASTRO (REYNOSO)**RHP****Born:** Santo Domingo, Dominican Republic, February 16, 2004; **Home:** Higuey, Dominican Republic**Bats:** Right; **Throws:** Right; **Height:** 6-3; **Weight:** 180**Obtained:** Selected as a free agent to a minor league contract on May 4, 2022

Year	Club	W	L	ERA	G	GS	CG	SHO	SV	IP	H	R	ER	HR	HB	BB	IBB	SO	WP	BK
2022	DSL A's (R)	0	1	4.33	15	2	0	0	3	27.0	18	19	13	1	3	22	0	30	4	3
2023	DSL A's (R)	0	1	2.75	16	0	0	0	6	19.2	14	6	6	1	3	8	0	29	4	1
Minor League Totals		0	2	3.66	31	2	0	0	9	46.0	32	25	19	2	6	30	0	59	8	4

DENZEL LESLIE CLARKE**OF****Born:** Toronto, Canada, May 1, 200; **Home:** Ontario, Canada**Bats:** Right; **Throws:** Right; **Height:** 6-5; **Weight:** 220**Obtained:** Signed as a free agent to a minor league contract, August 8, 2019

Signed by Dillon Tung out of Cal State Northridge...currently ranked as Oakland's No. 3 prospect by MLB.com...represented the A's in the Arizona Fall League in 2022 and played for Team Canada in the 2023 World Baseball Classic

Year	Club	AVG.	G	AB	R	H	2B	3B	HR	RBI	SH	SF	HP	BB	SO	SB	CS	OBP	SLG	E
2021	ACL A's (R)	.316	7	19	2	6	2	0	1	1	0	0	0	3	6	1	2	.409	.579	0
	Stockton (A)	.295	42	156	37	46	14	2	7	26	0	2	7	28	56	14	2	.420	.545	1
	Lansing (A)	.209	51	187	30	39	9	2	8	21	0	1	2	28	79	16	1	.317	.406	1
2023	Midland (AA)	.261	64	234	54	61	11	4	12	43	0	4	11	37	85	11	1	.381	.496	6
Minor League Totals		.255	164	596	123	152	36	8	28	91	0	7	20	96	226	42	6	.373	.483	8

Born: Alpharetta, Georgia, April 26, 1997; **Home:** Alpharetta, Georgia
Bats: Left; **Throws:** Right; **Height:** 6-1; **Weight:** 197
Obtained: Selected in the ninth round of the 2018 First-Year Player Draft

Signed out of Georgia Southern University by Jemel Spearman...was named Sun Belt Pitcher of the Week for the week of Feb. 22, 2016.

Year	Club	W	L	ERA	G	GS	CG	SHO	SV	IP	H	R	ER	HR	HB	BB	IBB	SO	WP	BK
2018	AZL A's (R)	0	0	0.00	1	0	0	0	0	1.0	0	0	0	0	0	0	0	0	0	0
	Vermont (A)	2	2	4.13	12	9	0	0	0	32.2	30	17	15	2	0	14	0	42	1	0
2019	Beloit (A)	5	10	4.64	27	18	0	0	2	114.1	113	68	59	9	4	56	1	106	15	1
2021	Midland (AA)	1	1	3.00	10	6	0	0	0	27.0	24	9	9	1	2	14	0	33	2	1
2022	Midland (AA)	5	4	3.41	44	1	0	0	7	58.0	48	25	22	5	3	31	2	67	7	0
2023	Midland (AA)	3	0	2.31	7	0	0	0	1	11.0	8	3	3	0	0	4	0	14	0	0
	Las Vegas (AAA)	6	1	6.91	39	0	0	0	1	43.0	47	34	33	5	2	33	0	48	3	1
Minor League Totals		22	18	4.41	140	34	0	0	11	287	270	156	141	22	11	152	3	310	28	3

COLTON LLOYD CONN

C

Goes by "Cole"

Born: Belleville, Illinois, July 11, 2001; **Home:** Le Roy, Illinois
Bats: Switch; **Throws:** Right; **Height:** 6-0; **Weight:** 165
Obtained: Selected in the 12th round of the 2023 First-Year Player Draft

Hit .232 with 12 doubles, one triple, seven home runs, 26 RBI and 16 stolen bases in his final collegiate season... over three collegiate seasons, the switch hitter batted .273 with a .374 on-base percentage and a .492 slugging percentage...started in each of his 51 games for the Flames last year, including 45 starts at catcher.

Year	Club	AVG.	G	AB	R	H	2B	3B	HR	RBI	SH	SF	HP	BB	SO	SB	CS	OBP	SLG	E
2023	ACL A's (R)	.231	10	26	3	6	0	0	0	1	0	0	1	5	7	5	1	.375	.231	0
Minor League Totals		.231	10	26	3	6	0	0	0	1	0	0	1	5	7	5	1	.375	.231	0

DREW AUSTIN CONOVER

RHP

Born: Morristown, New Jersey, July 27, 2001; **Home:** Cranbury, New Jersey
Bats: Right; **Throws:** Right; **Height:** 6-5; **Weight:** 185
Obtained: Selected in the 11th round of the 2023 First-Year Player Draft

Went 5-4 with a 4.50 ERA in 17 games, including 14 starts, in his junior season at Rutgers and was named Third Team All-Big Ten... began his college career at Seton Hall before transferring to Rutgers after his sophomore season...a 2022 Cape Cod League All-Star, Conover was originally drafted by Detroit in the 2022 First-Year Player Draft...in three collegiate seasons, he went a combined 7-6 with a 4.98 ERA in 43 appearances.

Year	Club	W	L	ERA	G	GS	CG	SHO	SV	IP	H	R	ER	HR	HB	BB	IBB	SO	WP	BK
2023	ACL A's (R)	0	0	0.00	1	0	0	0	0	0.2	0	0	0	0	0	2	0	2	0	0
Minor League Totals		0	0	0.00	1	0	0	0	0	0.2	0	0	0	0	0	2	0	2	0	0

BAILEY-JAY MALCOLM COOKE

IF

Goes by "Bjay"

Born: Perth, Australia, March 14, 2003; **Home:** High Wycombe, Western Australia
Bats: Right; **Throws:** Right; **Height:** 6-2; **Weight:** 187
Obtained: Signed as a free agent to a minor league contract, May 2, 2022

Was signed by Dan Betreen.

Year	Club	AVG.	G	AB	R	H	2B	3B	HR	RBI	SH	SF	HP	BB	SO	SB	CS	OBP	SLG	E
2022	ACL A's (R)	.256	12	39	7	10	2	4	0	5	0	0	3	6	16	2	0	.396	.513	2
2023	Stockton (A)	.194	97	340	31	66	8	0	1	24	1	2	4	44	155	14	7	.292	.226	30
Minor League Totals		.201	109	379	38	76	10	4	1	29	1	2	7	50	171	16	7	.304	.256	32

DEREK JOSE CORRO

LHP

Born: La Guaira, Venezuela, November 19, 2004; **Home:** La Guaira, Venezuela**Bats:** Left; **Throws:** Left; **Height:** 5-11; **Weight:** 145**Obtained:** Selected as a free agent to a minor league contract on June 1, 2022

Year	Club	W	L	ERA	G	GS	CG	SHO	SV	IP	H	R	ER	HR	HB	BB	IBB	SO	WP	BK
2022	DSL A's (R)	1	6	5.63	10	7	0	0	0	38.0	50	33	24	3	1	21	0	29	5	2
2023	ACL A's (R)	1	5	10.17	11	7	0	0	0	23.0	34	33	26	2	2	28	0	28	7	0
Minor League Totals		2	11	7.34	21	14	0	0	0	61.0	84	66	50	5	3	49	0	57	12	2

JOHN GOWEN CUSHING, JR.

RHP

Goes by "Jack"**Born:** Enid, Oklahoma, December, 3, 1996; **Home:** Flower Mound, Texas**Bats:** Right; **Throws:** Right; **Height:** 6-3; **Weight:** 205**Obtained:** Selected in the 22nd round of the 2019 First-Year Player Draft

Signed by Paul Faulk III out of Georgetown University...was named to the 2019 All-Big East Second Team...struck out 87 batters in 2019, good for third in the Big East and second in Georgetown history...made his full-season debut in 2021, setting career bests in ERA, innings and strikeouts.

Year	Club	W	L	ERA	G	GS	CG	SHO	SV	IP	H	R	ER	HR	HB	BB	IBB	SO	WP	BK
2019	AZL A's (R)	1	0	9.00	2	1	0	0	0	5.0	11	5	5	1	0	2	0	4	1	0
	Vermont (A)	2	6	5.59	11	6	0	0	0	37.0	40	27	23	5	1	20	0	21	4	0
2021	Stockton (A)	1	1	2.88	8	7	0	0	0	40.2	37	19	13	5	1	10	0	43	3	0
	Lansing (A)	6	1	2.74	8	7	1	0	0	46.0	41	14	14	3	0	10	0	48	1	0
	Midland (AA)	0	5	4.68	5	5	0	0	0	25.0	35	15	13	1	0	7	0	20	2	0
2022	Midland (AA)	11	3	3.67	19	19	1	0	0	110.0	112	53	45	8	2	32	0	95	4	0
	Las Vegas (AAA)	1	3	14.14	6	6	0	0	0	21.0	43	34	33	11	1	7	0	20	1	0
2023	Midland (AA)	8	4	4.34	28	18	0	0	2	114.0	116	61	55	18	3	24	0	119	3	0
	Las Vegas (AAA)	0	2	16.55	3	3	0	0	0	10.1	18	20	19	5	1	4	0	11	0	0
Minor League Totals		30	25	4.84	90	72	2	0	2	409.0	453	248	220	57	9	116	0	381	19	0

RYAN CUSICK

RHP

Born: Sudbury, Massachusetts, Nov. 12, 1999; **Home:** Sudbury, Massachusetts**Bats:** Right; **Throws:** Right; **Height:** 6-6; **Weight:** 235**Obtained:** Acquired from Atlanta with Joey Estes, Shea Langeliers and Cristian Pache for Matt Olson on March 14, 2022

Originally drafted by Atlanta in the first round of the 2021 First-Year Player Draft out of Wake Forest...selected by Cincinnati in the 40th round of the 2018 draft but did not sign...went 0-1 with a 2.76 ERA in six starts for Single-A Augusta last year...struck out 34 in 16.1 innings and walked just four...was ranked as the Braves ninth best prospect by Baseball America prior to the trade.

Year	Club	W	L	ERA	G	GS	CG	SHO	SV	IP	H	R	ER	HR	HB	BB	IBB	SO	WP	BK
2021	Augusta (A)	0	1	2.76	6	6	0	0	0	16.1	15	7	5	1	1	4	0	34	2	0
2022	ACL A's (R)	0	0	9.00	1	1	0	0	0	2.0	3	2	2	0	1	0	0	3	0	0
	Midland (AA)	1	6	7.02	12	9	0	0	0	41.0	53	36	32	4	1	30	0	43	6	0
2023	ACL A's (R)	0	0	0.00	1	1	0	0	0	3.0	1	1	0	0	0	2	0	5	0	0
	Midland (AA)	5	7	4.77	22	22	0	0	0	94.1	83	50	50	17	1	57	0	84	5	0
	Las Vegas (AAA)	0	1	16.88	1	1	0	0	0	2.2	3	5	5	0	1	7	0	2	0	0
Minor League Totals		6	15	5.31	43	40	0	0	0	159.0	158	101	94	22	5	100	0	171	13	0

THOMAS JAMES CZYZ

RHP

Goes by "TJ"**Born:** Truckee, California, September 12, 2000; **Home:** Reno, Nevada**Bats:** Right; **Throws:** Right; **Height:** 6-2; **Weight:** 175**Obtained:** Selected in the 12th round of the 2022 First Year Player Draft

Was signed by A's scout Tory Stewart...went 7-3 as a starter at Cosumnes River Community College with a 2.96 ERA (28ER/85.0IP) and 117 strikeouts to 33 walks.

Year	Club	W	L	ERA	G	GS	CG	SHO	SV	IP	H	R	ER	HR	HB	BB	IBB	SO	WP	BK
2022	ACL A's (R)	0	0	0.00	2	0	0	0	0	2.0	1	0	0	0	1	2	0	5	0	0
	Lansing (A)	1	0	3.38	4	0	0	0	0	5.1	4	2	2	0	0	4	0	7	1	0
2023	ACL A's (R)	1	0	3.32	16	0	0	0	1	19.0	13	8	7	1	1	10	0	16	1	2
	Stockton (A)	1	0	8.03	20	2	0	0	0	24.2	34	23	22	5	1	18	0	26	6	1
Minor League Totals		3	0	5.44	42	2	0	0	1	51.0	52	33	31	6	3	34	0	54	8	3

MICAH CALEB DALLAS

RHP

Born: Carrollton, Texas, April 14, 2000; **Home:** Aubrey, Texas

Bats: Right; **Throws:** Right; **Height:** 6-2; **Weight:** 215

Obtained: Selected in the 8th round of the 2022 First Year Player Draft

Was signed by A's scout Kelcey Mucker...played collegiately at Texas A&M...made 59 Division I appearances (39 starts)...owned a 19-8 career record with a 4.05 ERA, and 272 strikeouts in 240 innings pitched.

Year	Club	W	L	ERA	G	GS	CG	SHO	SV	IP	H	R	ER	HR	HB	BB	IBB	SO	WP	BK
2022	ACL A's (R)	0	0	9.00	2	1	0	0	0	2.0	3	2	2	0	0	0	0	2	0	0
	Lansing (A)	0	0	1.35	4	0	0	0	0	6.2	2	1	1	1	0	0	0	8	0	0
2023	Stockton (A)	3	4	6.39	20	4	0	0	0	49.0	67	40	35	6	2	11	0	46	0	1
	Las Vegas (AAA)	0	1	43.20	1	1	0	0	0	1.2	5	8	8	1	0	4	0	3	0	0
Minor League Totals		3	5	6.94	27	6	0	0	0	59.1	77	51	46	8	2	15	0	59	0	1

LOGAN DOUGLAS DAVIDSON

INF

Born: Charlotte, North Carolina, December 26, 1997; **Home:** Fountain Inn, South Carolina

Bats: Switch; **Throws:** Right; **Height:** 6-3; **Weight:** 185

Obtained: Selected in the first round of the 2019 First-Year Player Draft

Is currently ranked as Oakland's No. 19 prospect by MLB.com

Year	Club	AVG.	G	AB	R	H	2B	3B	HR	RBI	SH	SF	HP	BB	SO	SB	CS	OBP	SLG	E
2019	Vermont (A)	.239	54	205	42	49	7	0	4	12	0	0	2	31	55	5	0	.345	.332	12
2021	Midland (AA)	.212	119	448	53	95	22	1	7	48	1	3	1	62	155	4	3	.307	.313	17
2022	Midland (AA)	.252	111	424	72	107	21	1	14	56	0	4	3	53	134	4	1	.337	.406	21
2023	Midland (AA)	.297	48	182	26	54	11	1	7	28	0	0	2	22	56	2	2	.379	.484	3
	Las Vegas (AAA)	.264	61	208	24	55	12	1	3	31	1	1	1	21	51	4	1	.333	.375	7
Minor League Totals		.245	393	1467	217	360	73	4	35	175	2	8	9	189	451	19	7	.334	.372	60

DAIRON JAVIER DE JESUS

RHP

Born: Santo Domingo, Dominican Republic, March 27, 2004; **Home:** Santo Domingo, Dominican Republic

Bats: Right; **Throws:** Right; **Height:** 6-3; **Weight:** 180

Obtained: Signed as a free agent to a minor league contract, May 5, 2021

Was signed by Amaury Reyes.

Year	Club	W	L	ERA	G	GS	CG	SHO	SV	IP	H	R	ER	HR	HB	BB	IBB	SO	WP	BK
2021	DSL A's (R)	1	0	1.48	7	4	0	0	0	24.0	16	5	4	0	0	11	0	24	4	0
2022	ACL A's (R)	3	1	4.15	10	1	0	0	1	13.0	13	9	6	0	1	7	0	17	3	0
2023	ACL A's (R)	0	2	4.24	19	0	0	0	3	23.0	26	23	11	1	2	15	0	36	5	0
Minor League Totals		4	3	3.12	36	5	0	0	4	60.0	55	37	21	1	3	33	0	77	12	0

FRANCK JUNIOR DE LA ROSA

RHP

Born: Yaguatae, Dominican Republic, June 9, 2000; **Home:** Yaguatae Dominican Republic

Bats: Right; **Throws:** Right; **Height:** 6-8; **Weight:** 200

Obtained: Signed as a free agent to a minor league contract, September 6, 2019

Was signed by Wilfredo Magallanes.

Year	Club	W	L	ERA	G	GS	CG	SHO	SV	IP	H	R	ER	HR	HB	BB	IBB	SO	WP	BK
2021	DSL A's (R)	1	4	6.75	9	4	0	0	0	18.0	22	18	14	0	3	14	0	19	9	0
2022																				
	(Did Not Play)																			
2023	ACL A's (R)	0	0	0.00	3	1	0	0	0	3.0	1	0	0	0	1	1	0	5	0	0
	Stockton (A)	2	0	6.10	15	0	0	0	2	20.2	16	15	14	2	2	12	0	23	4	0
Minor League Totals		3	4	5.95	27	5	0	0	2	42.0	39	33	28	2	6	27	0	47	13	0

WILLY JAVIER DE PAULA
RHP
Born: Santo Domingo, Dominican Republic, April 1, 2002; **Home:** Monte Plata, Dominican Republic

Bats: Right; **Throws:** Right; **Height:** 6-2; **Weight:** 180

Obtained: Signed as a free agent to a minor league contract, May 22, 2019

Was signed by Amaury Reyes.

Year	Club	W	L	ERA	G	GS	CG	SHO	SV	IP	H	R	ER	HR	HB	BB	IBB	SO	WP	BK
2019	DSL A's (R)	0	0	17.18	4	1	0	0	0	3.0	6	7	7	1	2	6	0	6	5	0
2021	DSL A's (R)	0	4	7.11	10	6	0	0	0	25.1	27	21	20	0	3	21	0	20	8	0
2022	ACL A's (R)	0	3	11.37	13	0	0	0	1	12.2	17	21	16	0	10	16	1	13	5	0
2023		(Did Not Play)																		
Minor League Totals		0	7	9.29	27	7	0	0	1	41.0	50	49	43	1	15	43	1	39	18	0

JOELVIS DEL ROSARIO (SILVERIO)
RHP
Born: Santiago, Dominican Republic, April 16, 2001; **Home:** Santiago, Dominican Republic

Bats: Right; **Throws:** Right; **Height:** 5-11; **Weight:** 170

Obtained: Claimed off waivers from the Pittsburgh Pirates, December 7, 2022

Year	Club	W	L	ERA	G	GS	CG	SHO	SV	IP	H	R	ER	HR	HB	BB	IBB	SO	WP	BK
2018	DSL Pirates	0	1	1.64	7	0	0	0	1	11.0	5	2	0	3	6	0	4	2	0	
2019	DSL Pirates	1	1	3.40	12	11	0	0	0	50.1	47	25	19	0	6	16	0	43	5	1
2021	FCL Pirates (RK)	4	2	3.26	12	7	0	0	1	38.2	32	15	14	3	3	10	0	52	4	0
2022	Bradenton (A)	7	4	3.68	20	19	0	0	0	93.0	95	47	38	12	5	25	0	76	3	1
2023	Lansing (A)	3	9	4.82	19	14	0	0	0	80.0	79	44	43	9	2	31	0	69	3	1
	Midland (AA)	2	1	7.23	5	4	0	0	0	23.2	34	19	19	6	4	6	0	16	0	0
Minor League Totals		17	18	4.09	75	55	0	0	2	297.0	292	152	135	30	23	94	0	260	17	3

NATHAN ALEXANDER DETTMER
RHP
Born: Dallas, Texas, April 26, 2002; **Home:** Wooded Creek, San Antonio, Texas

Bats: Right; **Throws:** Right; **Height:** 6-4; **Weight:** 230

Obtained: Selected in the fifth round of the 2023 First-Year Player Draft

Was a two-time SEC Pitcher of the Week, making 12 starts in total for the Aggies last season, finishing 1-3 with a 6.19 ERA in 51 strikeouts in 52.1 innings pitched...as a sophomore, he threw seven shutout innings in a College World Series game to beat Notre Dame.

Year	Club	W	L	ERA	G	GS	CG	SHO	SV	IP	H	R	ER	HR	HB	BB	IBB	SO	WP	BK
2023	ACL A's (R)	0	0	0.00	2	2	0	0	0	3.0	2	0	0	0	0	1	0	3	0	0
Minor League Totals		0	0	0.00	2	2	0	0	0	3.0	2	0	0	0	0	1	0	3	0	0

JOSE MANUEL DICOCHEA III
RHP
Born: Tucson, Arizona, March 21, 2001; **Home:** Tucson, Arizona

Bats: Right; **Throws:** Right; **Height:** 6-3; **Weight:** 195

Obtained: Selected in the eighth round of the 2019 First Year Player Draft

Signed out of Sahuarita High School by Scott Cousins...was ranked the No. 6 player and the highest-ranked high schooler in the state of Arizona by Baseball America prior to the 2019 draft...threw a no-hitter in the 2019 Arizona state championship semifinals...made his full-season debut in 2021, setting a career high in strikeouts (23).

Year	Club	W	L	ERA	G	GS	CG	SHO	SV	IP	H	R	ER	HR	HB	BB	IBB	SO	WP	BK
2019	AZL A's (R)	0	3	10.38	10	9	0	0	0	21.2	28	27	25	3	4	14	0	14	4	0
2021	Stockton (A)	1	2	11.05	6	5	0	0	0	14.2	19	18	18	4	3	8	0	23	0	0
2022	ACL A's (R)	1	0	0.00	2	1	0	0	0	3.0	2	0	0	0	0	3	0	3	0	0
	Stockton (A)	0	2	15.88	3	3	0	0	0	5.2	10	10	10	0	0	9	0	7	3	1
2023	Stockton (A)	2	1	3.20	9	7	0	0	0	39.0	23	14	14	3	2	17	0	47	3	0
	Lansing (A)	0	3	4.35	13	12	0	0	0	49.2	40	27	24	3	5	40	0	41	9	0
Minor League Totals		4	11	6.08	43	37	0	0	0	134.0	122	96	91	13	14	91	0	135	19	1

Born: Livingston, New Jersey, August 6, 2005; **Home:** Scottsdale, Arizona

Bats: Right; **Throws:** Right; **Height:** 6-1; **Weight:** 180

Obtained: Selected in the third round of the 2023 First-Year Player Draft

Appeared in the Area Code Games as well as the WWBA World Championships...allowed just two earned runs last season in 50.0 innings pitched for Millburn HS, including 80 strikeouts and just 14 walks.

Year	Club	W	L	ERA	G	GS	CG	SHO	SV	IP	H	R	ER	HR	HB	BB	IBB	SO	WP	BK
2023										Did Not Play										
Minor League Totals																				

JEREMY AUSTIN EIERMAN

IF

Born: Sedalia, Missouri, September 10, 1996; **Home:** Warsaw, Missouri

Bats: Right; **Throws:** Right; **Height:** 6-1; **Weight:** 205

Obtained: Selected in the second round of the 2018 First-Year Player Draft

Signed out of Missouri State University by Albert Skorupa...was a 2018 Preseason All-American...set career highs in average (.247), on-base percentage (.335) and slugging (.448) in 60 games with Midland in 2021.

Year	Club	AVG.	G	AB	R	H	2B	3B	HR	RBI	SH	SF	HP	BB	SO	SB	CS	OBP	SLG	E
2018	Vermont (A)	.235	62	247	36	58	8	2	8	26	2	1	4	13	70	10	4	.283	.381	15
2019	Stockton (A)	.208	131	501	57	104	22	7	13	64	3	4	5	39	177	11	3	.270	.357	15
2021	Midland (AA)	.247	60	223	34	55	13	1	10	30	1	1	9	21	92	9	4	.335	.448	5
2022	Midland (AA)	.203	72	290	37	59	13	0	14	44	0	3	1	18	104	3	3	.250	.393	13
2023	ACL A's (R)	.000	1	2	0	0	0	0	0	0	0	0	0	1	2	0	0	.333	.000	0
	Midland (AA)	.188	36	128	17	24	6	0	3	6	1	1	5	15	45	4	0	.295	.305	7
Minor League Totals																				

CLARK ANTHONY ELLIOTT

OF

Born: Crystal Lake, Illinois, September 29, 1996; **Home:** Barrington, Illinois

Bats: Left; **Throws:** Right; **Height:** 6-0; **Weight:** 183

Obtained: Selected in the Competitive Balance round of the 2022 First Year Player Draft

Was signed by A's scout Rich Sparks.

Year	Club	AVG.	G	AB	R	H	2B	3B	HR	RBI	SH	SF	HP	BB	SO	SB	CS	OBP	SLG	E
2022	ACL A's (R)	.000	1	1	1	0	0	0	0	0	0	0	0	1	0	0	0	.500	.000	0
2023	Stockton (A)	.269	26	93	16	25	2	1	1	12	0	3	5	21	20	5	3	.418	.344	1
	Lansing (A)	.195	67	215	31	42	6	1	1	16	0	3	6	28	47	8	0	.302	.247	2
Minor League Totals																				

JOSE ANGEL ESCORCHE (MENDEZ)

IF

Born: Villa de Cura, Venezuela, April 29, 2002; **Home:** Maracay, Venezuela

Bats: Right; **Throws:** Right; **Height:** 5-10; **Weight:** 145

Obtained: Signed as a free agent to a minor league contract, July 13, 2018

Signed by Juan Carlos Villanueva.

Year	Club	AVG.	G	AB	R	H	2B	3B	HR	RBI	SH	SF	HP	BB	SO	SB	CS	OBP	SLG	E
2019	DSL A's (R)	.217	54	166	18	36	1	3	1	18	3	3	7	14	55	16	4	.300	.277	18
2021	ACL A's (R)	.232	34	69	5	16	1	0	1	6	1	0	0	11	18	2	0	.338	.290	5
2022	ACL A's (R)	.278	5	18	4	5	0	0	0	0	0	0	1	2	5	0	0	.316	.278	0
2023	Stockton (A)	.249	67	233	37	58	10	0	1	23	0	2	2	15	57	14	4	.298	.305	16
Minor League Totals																				

RICHARD RAFAEL FERNANDEZ (FERMIN)**RHP****Born:** Villa Los Almucigos, Dominican Republic, September 22, 2002; **Home:** Villa Los Almucigos, Dominican Republic**Bats:** Right; **Throws:** Right; **Height:** 6-1; **Weight:** 190**Obtained:** Selected as a free agent to a minor league contract on May 4, 2002

Year	Club	W	L	ERA	G	GS	CG	SHO	SV	IP	H	R	ER	HR	HB	BB	IBB	SO	WP	BK
2022	D-ATH	1	2	7.41	7	6	0	0	0	17.0	19	20	14	2	3	6	0	18	1	1
2023	D-ATH	4	2	2.09	11	5	1	1	0	47.1	39	12	11	0	4	24	0	47	2	1
Minor League Totals		5	4	3.50	18	11	1	1	0	64.0	58	32	25	2	7	30	0	65	3	2

JACKSON CROWE FINLEY**RHP****Born:** Savannah, Georgia, September 15, 2000; **Home:** Richmond Hill, Georgia**Bats:** Right; **Throws:** Right; **Height:** 6-4; **Weight:** 222**Obtained:** Selected in the eighth round of the 2023 First-Year Player Draft

Went 2-4 last season at Georgia Tech with a 6.47 ERA and 42 strikeouts in 48.2 innings pitched...was a two-way player for the Yellow Jackets, and hit .328 with 17 home runs, 20 walks, and 79 strikeouts in 54 games this year...for his career, he went 5-5 with a 7.23 ERA as a pitcher and hit .322 1.057 OPS as a batter.

Year	Club	W	L	ERA	G	GS	CG	SHO	SV	IP	H	R	ER	HR	HB	BB	IBB	SO	WP	BK
2023		Did Not Play																		
Minor League Totals																				

CARLOS DANIEL FRANCO (FUENTES)**C****Born:** Ciudad Bolívar, Venezuela, February 17, 2003; **Home:** Ciudad Bolivar, Venezuela**Bats:** Right; **Throws:** Right; **Height:** 5-10; **Weight:** 198**Obtained:** Signed as a free agent to a minor league contract, July 2, 2019

Signed by Andri Garcia.

Year	Club	AVG.	G	AB	R	H	2B	3B	HR	RBI	SH	SF	HP	BB	SO	SB	CS	OBP	SLG	E
2021	ACL A's (R)	.269	9	26	1	7	1	0	0	1	0	0	0	1	2	0	0	.296	.308	2
2022	ACL A's (R)	.236	29	89	11	21	4	1	1	14	0	0	3	10	16	2	0	.333	.337	5
2023	Stockton (A)	.252	33	123	11	31	1	0	1	18	0	1	0	12	28	0	0	.316	.285	3
Minor League Totals		.248	71	238	23	59	6	1	2	33	0	1	3	23	46	2	0	.321	.307	10

LUIS FERNANDO FREITEZ (AVILES)**OF****Born:** San Felipe, Venezuela, May 17, 2003; **Home:** San Felipe, Venezuela**Bats:** Right; **Throws:** Right; **Height:** 6-0; **Weight:** 180**Obtained:** Signed as free agent to a minor league contract, December 9, 2019

Signed Ruben Barradas.

Year	Club	AVG.	G	AB	R	H	2B	3B	HR	RBI	SH	SF	HP	BB	SO	SB	CS	OBP	SLG	E
2021	DSL A's (R)	.225	32	89	13	20	3	1	2	15	1	0	3	8	26	2	1	.310	.348	1
2022	ACL A's (R)	.218	32	78	9	17	3	0	0	6	0	0	0	8	28	1	0	.291	.256	1
2023	ACL A's (R)	.200	34	95	16	19	2	2	0	13	1	3	2	16	32	2	0	.319	.263	1
Minor League Totals		.214	98	262	38	56	8	3	2	34	2	3	5	32	86	5	1	.308	.290	3

ERUBIEL FUENTES (MENDEZ)**INF****Born:** Tierra Blanca, Mexico, January 15, 2003; **Home:** Tierra Blanca, Mexico**Bats:** Right; **Throws:** Right; **Height:** 5-8; **Weight:** 170**Obtained:** Signed as a free agent to a minor league contract on July 2, 2019

Year	Club	AVG.	G	AB	R	H	2B	3B	HR	RBI	SH	SF	HP	BB	SO	SB	CS	OBP	SLG	E
2021	DSL A's (R)	.170	32	94	16	16	3	0	0	11	1	1	5	19	15	5	3	.336	.202	3
2022	DSL A's (R)	.233	34	120	24	28	1	0	0	11	1	0	5	17	13	4	2	.352	.242	8
2023	ACL A's (R)	.200	8	20	5	4	0	0	0	4	0	0	3	6	8	0	0	.448	.200	1
Minor League Totals		.205	74	234	45	48	4	0	0	26	2	1	13	42	36	9	5	.355	.222	12

GERALD FRANCISCO GARCIA (FLORES)**LHP****Born:** Ciudad Darío, Nicaragua, October 21, 2001; **Home:** Ciudad Darío, Nicaragua**Bats:** Left; **Throws:** Left; **Height:** 6-2; **Weight:** 243**Obtained:** Signed as a free agent to a minor league contract, July 2, 2018

Signed by Juan Mosquera.

Year	Club	W	L	ERA	G	GS	CG	SHO	SV	IP	H	R	ER	HR	HB	BB	IBB	SO	WP	BK
2019	AZL A's (R)	0	2	5.32	14	12	0	0	0	45.2	55	33	27	3	1	12	0	57	4	0
2021	ACL A's (R)	0	2	4.79	8	5	0	0	0	20.2	27	17	11	0	0	5	0	28	3	0
	Stockton (A)	0	0	2.51	3	3	0	0	0	14.1	11	6	4	1	1	6	0	16	2	0
2022		(Restricted List - Did Not Play)																		
2023		(Restricted List - Did Not Play)																		
Minor League Totals		0	4	4.69	25	20	0	0	0	80.2	93	56	42	4	2	23	0	101	9	0

JAKE THOMAS GARLAND**RHP****Born:** Jupiter, Florida, September 26, 2000; **Home:** Jupiter, Florida**Bats:** Right; **Throws:** Right; **Height:** 6-5; **Weight:** 236**Obtained:** Selected in the 17th round of the 2022 First Year Player Draft

Was signed by Julio Francisco...attended the University of Miami...logged a career 13-6 record and 4.67 ERA for the Hurricanes in 36 appearances (25 starts) to go along with 104 strikeouts across 142.2 innings pitched.

Year	Club	W	L	ERA	G	GS	CG	SHO	SV	IP	H	R	ER	HR	HB	BB	IBB	SO	WP	BK
2022	ACL A's (R)	0	1	12.00	3	1	0	0	0	3.0	4	6	4	0	0	1	0	4	1	0
2023	Stockton (A)	1	2	2.78	6	4	0	0	0	32.0	34	15	10	0	1	8	0	31	3	0
	Lansing (A)	4	9	6.51	18	15	0	0	0	84.1	111	65	61	6	3	28	1	59	5	1
Minor League Totals		5	12	5.64	27	20	0	0	0	119.0	149	86	75	6	4	37	1	94	9	1

RAY IRWUIN GARRETT**INF****Born:** Miranda, Venezuela, March 23, 2004; **Home:** Miranda, Venezuela**Bats:** Right; **Throws:** Right; **Height:** 5-10; **Weight:** 155**Obtained:** Signed as a free agent to a minor league contract on July 15, 2021

Year	Club	AVG.	G	AB	R	H	2B	3B	HR	RBI	SH	SF	HP	BB	SO	SB	CS	OBP	SLG	E
2021	DSL A's (R)	.243	25	70	11	17	3	3	0	8	0	0	2	12	25	3	2	.369	.371	5
2022	DSL A's (R)	.225	28	89	24	20	4	1	0	9	0	0	5	18	21	2	2	.384	.292	6
2023	ACL A's (R)	.138	15	29	5	4	0	0	1	2	0	0	0	8	15	2	1	.324	.241	0
Minor League Totals		.218	68	188	40	41	7	4	1	19	0	0	7	38	61	7	5	.369	.314	11

JOHN THOMAS GINN**RHP**

Goes By: "J.T."

Born: Flowood, Mississippi, May 20, 1999; **Home:** Brandon, Mississippi**Bats:** Right; **Throws:** Right; **Height:** 6-2; **Weight:** 200**Obtained:** Acquired in a trade with the New York Mets in exchange for Chris Bassitt on March 12, 2022

Year	Club	W	L	ERA	G	GS	CG	SHO	SV	IP	H	R	ER	HR	HB	BB	IBB	SO	WP	BK
2021	St. Lucie (A)	2	1	2.56	8	8	0	0	0	38.0	26	12	11	3	2	10	0	35	1	1
	Brooklyn (A+)	3	4	3.38	10	10	0	0	0	53.1	49	22	20	0	5	12	1	46	1	1
2022	ACL A's (R)	0	0	0.00	2	2	0	0	0	7.0	4	1	0	0	0	0	0	5	1	0
	Midland (AA)	1	4	6.11	10	10	0	0	0	35.1	38	28	24	3	4	14	0	41	7	1
2023	ACL A's (R)	0	1	4.15	2	2	0	0	0	4.1	5	3	2	0	0	3	0	6	0	1
	Midland (AA)	1	2	8.06	6	6	0	0	0	22.1	27	23	20	2	5	13	0	11	1	0
Minor League Totals		7	12	4.30	38	38	0	0	0	161.0	149	89	77	8	16	52	1	144	11	4

MARIO GOMEZ (EUDAVE)**C****Born:** Aguascalientes, Mexico, December 30, 2002; **Home:** Aguascalientes, Mexico**Bats:** Left; **Throws:** Right; **Height:** 5-10; **Weight:** 185**Obtained:** Signed as a free agent to a minor league contract, February 19, 2020

Signed by Javier Agelvis.

Year	Club	AVG.	G	AB	R	H	2B	3B	HR	RBI	SH	SF	HP	BB	SO	SB	CS	OBP	SLG	E
2021	DSL A's (R)	.308	26	78	12	24	6	0	0	14	0	0	0	13	20	1	1	.407	.385	2
2022																				
2023	ACL A's (R)	.272	43	125	23	34	11	0	5	34	0	3	2	28	34	3	1	.405	.480	13
2023	Stockton (A)	.222	3	9	0	2	0	0	0	1	0	0	0	0	4	1	0	.222	.222	0
Minor League Totals		.283	72	212	35	60	17	0	5	49	0	3	2	41	58	5	2	.399	.434	15

ADRIEL KAHIR GONZALEZ (CORDOVA)

RHP

Born: Panama City, Panama, April 28, 2002; **Home:** Coronado Del Rey, Panama

Bats: Right; **Throws:** Right; **Height:** 6-2; **Weight:** 145

Obtained: Signed as a free agent to a minor league contract, July 9, 2018

Signed by Juan Mosquera.

Year	Club	W	L	ERA	G	GS	CG	SHO	SV	IP	H	R	ER	HR	HB	BB	IBB	SO	WP	BK
2019	DSL A's (R)	4	2	3.22	13	6	0	0	0	44.0	36	19	16	0	3	14	0	23	3	2
2021	DSL A's (R)	0	5	3.98	10	7	0	0	1	40.2	47	27	18	2	2	14	0	43	5	4
2022	ACL A's (R)	1	2	4.31	10	6	0	0	0	31.1	34	24	15	2	1	11	0	31	1	0
2023																				
Minor League Totals		5	9	3.78	33	19	0	0	1	116.0	117	70	49	4	6	39	0	97	9	6

CESAR GABRIEL GONZALEZ (LOPEZ)

C

Born: Bolivar, Venezuela, January 13, 2005; **Home:** Anzoategui, Venezuela

Bats: Right; **Throws:** Right; **Height:** 6-2; **Weight:** 165

Obtained: Signed as a free agent to a minor league contract on June 1, 2021

Year	Club	AVG.	G	AB	R	H	2B	3B	HR	RBI	SH	SF	HP	BB	SO	SB	CS	OBP	SLG	E
2022	DSL A's	.280	22	50	8	14	1	0	0	8	0	1	6	14	8	1	1	.479	.300	5
2023	DSL A's	.218	44	147	25	32	6	0	3	23	0	0	6	27	29	1	2	.361	.320	5
Minor League Totals		.234	66	197	33	46	7	0	3	31	0	1	12	41	37	2	3	.394	.315	10

JAMES ORIEL GONZALEZ (MARTINEZ)

LHP

Born: David, Panama, September 15, 2000; **Home:** David, Panama

Bats: Left; **Throws:** Left; **Height:** 6-2; **Weight:** 258

Obtained: Signed as a free agent to a minor league contract, May 20, 2019

Year	Club	W	L	ERA	G	GS	CG	SHO	SV	IP	H	R	ER	HR	HB	BB	IBB	SO	WP	BK
2019	DSL A's (R)	2	3	4.82	7	4	0	0	0	18.2	18	13	10	1	3	5	0	22	0	0
2021	ACL A's (R)	1	0	1.80	8	4	0	0	0	20.0	15	6	4	0	0	4	0	22	2	0
	Stockton (A)	0	0	3.38	2	0	0	0	1	8.0	10	7	3	1	1	2	0	5	2	0
2022	Stockton (A)	1	7	5.48	17	14	0	0	1	70.0	71	50	43	11	8	30	0	71	3	2
	Lansing (A)	0	0	11.88	5	1	0	0	0	8.1	13	11	11	1	0	6	0	5	0	0
2023	Stockton (A)	4	8	4.95	20	16	0	0	0	87.0	93	60	48	11	3	35	0	108	10	1
	Lansing (A)	2	1	2.18	4	3	0	0	0	20.2	15	5	5	0	0	11	0	27	0	0
Minor League Totals		10	19	4.78	63	42	0	0	2	233.0	235	152	124	25	15	93	0	260	17	3

JOSE ANGEL GONZALEZ (HERNANDEZ)

RHP

Born: Valencia, Venezuela, January 5, 2002; **Home:** Valencia, Venezuela

Bats: Left; **Throws:** Right; **Height:** 6-0; **Weight:** 160

Obtained: Signed as a free agent to a minor league contract, July 13, 2018

Signed by Juan Carlos Villanueva.

Year	Club	W	L	ERA	G	GS	CG	SHO	SV	IP	H	R	ER	HR	HB	BB	IBB	SO	WP	BK
2019	DSL A's (R)	1	0	3.04	15	0	0	0	0	26.0	26	17	9	0	1	8	0	24	1	0
2021	DSL A's (R)	0	2	5.06	11	4	0	0	1	26.2	30	21	15	1	3	12	0	28	11	1
2022	ACL A's (R)	2	4	9.87	14	0	0	0	0	17.1	26	21	19	3	0	6	0	20	5	0
2023	ACL A's (R)	0	1	5.48	18	0	0	0	2	23.0	20	16	14	1	2	10	0	20	5	0
Minor League Totals		3	7	5.48	58	4	0	0	3	93.0	102	75	57	5	6	36	0	92	22	1

WANDER GUANTE

RHP

Born: Santo Domingo Norte, Dominican Republic, June 15, 2000; **Home:** Santo Domingo, Dominican Republic**Bats:** Right; **Throws:** Right; **Height:** 6-1; **Weight:** 183**Obtained:** Signed as a free agent to a minor league contract, March 22, 2019

Set a career-high in strikeouts in 2022 (44).

Year	Club	W	L	ERA	G	GS	CG	SHO	SV	IP	H	R	ER	HR	HB	BB	IBB	SO	WP	BK
2019	DSL A's (R)	2	3	3.77	12	5	0	0	0	45.1	47	24	19	2	7	10	0	29	7	1
2021	ACL A's (R)	1	1	5.85	9	3	0	0	0	20.0	19	14	13	2	0	9	0	27	5	2
	Stockton (A)	0	0	3.00	3	0	0	0	0	6.0	7	2	2	1	1	1	0	8	1	0
2022	ACL A's (R)	3	2	4.91	11	3	0	0	1	44.0	47	26	24	2	5	15	0	44	6	0
	Midland (AA)	0	1	40.50	1	1	0	0	0	1.1	7	6	6	2	0	1	0	0	0	0
2023	Stockton (A)	3	6	5.25	25	18	0	0	0	109.0	107	73	64	13	5	53	0	100	6	1
Minor League Totals		9	13	5.09	61	30	0	0	1	226.1	234	145	128	22	18	89	0	208	25	4

DYLAN DREW HALL

RHP

Born: Fredericksburg, Virginia, September 7, 1997; **Home:** Stafford, Virginia**Bats:** Right; **Throws:** Right; **Height:** 6-5; **Weight:** 210**Obtained:** Signed as a free agent to a minor league contract on January 26, 2024

Year	Club	W	L	ERA	G	GS	CG	SHO	SV	IP	H	R	ER	HR	HB	BB	IBB	SO	WP	BK
2021	FCL Mets (R)	0	0	0.00	2	0	0	0	0	2	2	0	0	0	0	4	0	4	1	0
	St. Lucie (A)	0	0	3.00	2	1	0	0	0	6.0	4	2	2	0	0	4	0	7	0	0
	Brooklyn (A+)	0	0	1.69	4	0	0	0	0	5.1	5	1	1	0	0	1	0	6	2	0
	Binghamton (AA)	0	2	13.50	2	2	0	0	0	7.1	14	12	11	2	1	4	0	8	1	0
2022	St. Lucie (A)	1	1	1.52	18	0	0	0	2	23.2	21	5	4	0	0	10	0	21	0	0
	Brooklyn (A+)	0	2	4.84	16	0	0	0	4	22.1	20	14	12	2	8	2	28	4	0	0
2023	Brooklyn (A+)	1	2	3.63	15	0	0	0	1	22.1	17	14	9	1	1	14	0	35	3	0
	Binghamton (AA)	0	1	3.04	19	0	0	0	4	26.2	25	11	9	2	0	11	0	22	1	0
	Syracuse (AAA)	0	0	0.00	2	0	0	0	0	3.1	3	0	0	0	0	1	0	1	0	0
Minor League Totals		2	8	3.61	80	3	0	0	11	119.1	111	59	48	7	4	57	2	132	12	0

COLBY MATTHEW HALTER

IF

Born: Jacksonville, Florida, August 24, 2001; **Home:** Jacksonville, Florida**Bats:** Left; **Throws:** Right; **Height:** 6-1; **Weight:** 205**Obtained:** Selected in the 17th round of the 2023 First Year Player Draft

Batted .247 with nine doubles, four triples, three home runs, 30 RBI and 25 walks in his final season at the University of Florida...a 2022 Cape Cod League All-Star and a 2022 National Collegiate Baseball Player of the Week, the left-handed hitter collected a .259 average, a .354 on-base percentage and a .405 slugging percentage across three collegiate seasons with the Gators.

Year	Club	AVG.	G	AB	R	H	2B	3B	HR	RBI	SH	SF	HP	BB	SO	SB	CS	OBP	SLG	E
2023	ACL A's (R)	.455	11	33	7	15	4	0	0	6	0	0	1	5	5	2	0	.538	.576	1
	Lansing (A)	.198	23	81	8	16	3	1	0	6	0	0	0	11	31	2	1	.293	.259	0
Minor League Totals		.272	34	114	15	31	7	1	0	12	0	0	1	16	36	4	1	.366	.351	1

CAMILO ERNESTO HERNANDEZ (GUERRERO)

RHP

Born: Santo Domingo, Dominican Republic, January 29, 2005; **Home:** Azua, Dominican Republic**Bats:** Right; **Throws:** Right; **Height:** 6-1; **Weight:** 190**Obtained:** Signed as a free agent to a minor league contract on May 25, 2022

Year	Club	W	L	ERA	G	GS	CG	SHO	SV	IP	H	R	ER	HR	HB	BB	IBB	SO	WP	BK
2022	DSL A's	3	2	7.04	17	0	0	0	0	30.0	39	30	24	3	2	14	1	24	3	1
2023	ACL A's (R)	1	3	4.50	12	2	0	0	1	30.0	36	24	15	0	1	8	0	23	0	3
Minor League Totals		4	5	5.79	29	2	0	0	1	60.0	75	54	39	3	3	22	1	47	3	4

MOISES DE JESUS HERNANDEZ (NIEVES)

RHP

Born: Tacarigua, Venezuela, February 20, 2004; **Home:** Tacarigua, Venezuela**Bats:** Right; **Throws:** Right; **Height:** 6-3; **Weight:** 216**Obtained:** Signed as a free agent to a minor league contract, January 15, 2021

Signed by Oswaldo Garcia.

Year	Club	W	L	ERA	G	GS	CG	SHO	SV	IP	H	R	ER	HR	HB	BB	IBB	SO	WP	BK	
2021	DSL A's (R)	0	1	30.38	7	4	0	0	0	5.0	4	18	18	0	3	20	0	5	3	0	
2022	ACL A's (R)	0	0	9.22	16	1	0	0	2	13.2	12	18	14	0	1	28	0	19	15	1	
2023		Did Not Play																			
Minor League Totals		0	1	15.16	23	5	0	0	2	19.0	16	36	32	0	4	48	0	24	18	1	

GUNNAR HOGLUND

RHP

Born: Dunedin, Florida, December 17, 1999; **Home:** Dunedin, Florida

Bats: Left; **Throws:** Right; **Height:** 6-4; **Weight:** 220

Obtained: Acquired from Toronto with Kevin Smith, Zach Logue, and Kirby Sneed for Matt Chapman on March 16, 2022

Originally drafted by Toronto in the first round (19th overall) of the 2021 First-Year Player Draft out of the University of Mississippi...selected by Pittsburgh in the first round of the 2018 draft but did not sign...went 4-2 with a 2.87 ERA in 11 starts for Ole Miss in 2021...struck out 96 and walked 17 while surrendering seven home runs in 62.2 innings...his 96 strikeouts ranked fifth nationally while slotting top five in the SEC in strikeouts, strikeouts per nine innings (13.8), and WHIP (0.91) prior to tearing his UCL.

Year	Club	W	L	ERA	G	GS	CG	SHO	SV	IP	H	R	ER	HR	HB	BB	IBB	SO	WP	BK	
2021	FCL Blue Jays	(Injured — Did not pitch)																			
2022	ACL A's (R)	0	1	0.00	2	2	0	0	0	5.0	4	1	0	0	0	0	0	7	0	0	
	Stockton (A)	0	0	0.00	1	1	0	0	0	3.0	3	1	0	0	0	1	0	1	0	1	
2023	Stockton (A)	1	5	7.48	12	12	0	0	0	43.0	56	37	36	9	1	10	0	27	5	2	
	Lansing (A)	1	0	1.42	3	3	0	0	0	12.2	5	2	2	0	2	2	0	14	1	1	
	Midland (AA)	0	0	5.40	1	1	0	0	0	5.0	6	3	3	0	0	0	0	5	0	0	
Minor League Totals		2	6	5.35	19	19	0	0	0	69.0	74	44	41	9	3	13	0	54	6	4	

GRANT JAMES HOLMAN

RHP

Born: Kirkland, Washington, May 31, 2000; **Home:** Sacramento, California

Bats: Right; **Throws:** Right; **Height:** 6-6; **Weight:** 240

Obtained: Selected in the sixth round of the 2021 First-Year Player Draft

Played collegiately at U.C. Berkeley, going 5-9 with a 4.21 ERA and 89 strikeouts in 109.0 innings over three seasons...named First Team Preseason All-American by Baseball America in 2021.

Year	Club	W	L	ERA	G	GS	CG	SHO	SV	IP	H	R	ER	HR	HB	BB	IBB	SO	WP	BK
2021	Stockton (A)	0	1	4.20	6	4	0	0	0	15.0	15	8	7	3	0	4	0	15	1	0
2022	ACL A's (R)	0	1	5.40	2	2	0	0	0	5.0	5	3	3	1	2	2	0	5	1	0
	Lansing (A)	1	4	4.66	9	7	0	0	0	36.2	38	20	19	2	4	5	0	35	2	0
2023	ACL A's (R)	0	0	0.00	3	3	0	0	0	2.0	2	2	0	0	0	4	0	2	0	0
	Lansing (A)	0	0	0.00	7	2	0	0	0	9.1	4	0	0	0	0	4	0	13	1	0
	Midland (AA)	0	2	5.85	25	0	0	0	3	32.1	36	21	8	2	11	2	45	1	0	0
Minor League Totals		1	8	4.46	52	18	0	0	3	101.0	100	54	50	14	8	30	2	115	6	0

GARRETT JACOB IRVIN

LHP

Born: Corona, California, February 18, 1999; **Home:** Corona, California

Bats: Left; **Throws:** Left; **Height:** 6-0; **Weight:** 185

Obtained: Signed as a free agent to a minor league contract, July 27, 2022

Was signed by A's scout Jeff Urlaub...played collegiately at the University of Arizona...named a 2022 All-Pac 12 Honorable Mention...made 16 starts as a senior, going 5-4 with a 3.38 ERA with 71 strikeouts and 29 walks over 96 innings pitched...selected by the Red Sox in the 40th round of the 2019 First Year Player Draft.

Year	Club	W	L	ERA	G	GS	CG	SHO	SV	IP	H	R	ER	HR	HB	BB	IBB	SO	WP	BK
2022	ACL A's (R)	0	0	0.00	3	1	0	0	0	4.0	2	0	0	0	0	1	0	5	0	0
	Stockton (A)	0	0	2.25	6	0	0	0	0	8.0	7	2	2	0	0	3	0	13	0	0
2023	Stockton (A)	8	1	2.93	31	0	0	0	2	70.0	54	30	23	7	2	29	0	92	6	0
	Las Vegas (AAA)	0	0	0.00	1	0	0	0	0	1.0	0	0	0	0	0	1	0	0	0	0
Minor League Totals		8	1	2.69	41	1	0	0	2	83.0	63	32	25	7	2	34	0	110	6	0

JEFFERSON JEAN (PANIAGUA)**RHP****Born:** Santo Domingo, Dominican Republic, January 29, 2005; **Home:** Azua, Dominican Republic**Bats:** Right; **Throws:** Right; **Height:** 6-3; **Weight:** 170**Obtained:** Signed as a free agent to a minor league contract on June 1, 2022

Year	Club	W	L	ERA	G	GS	CG	SHO	SV	IP	H	R	ER	HR	HB	BB	IBB	SO	WP	BK
2022	DSL A's	0	0	4.91	6	6	0	0	0	7	5	4	4	0	2	4	0	9	0	0
2023	ACL A's (R)	0	1	6.75	2	2	0	0	0	5.1	9	5	4	1	0	3	0	3	1	2
Minor League Totals		0	1	5.68	8	8	0	0	0	12	14	9	8	1	2	7	0	12	1	2

COLTON MICHAEL JOHNSON**LHP****Born:** Kewanee, Illinois, July 28, 1998; **Home:** Kewanee, Illinois**Bats:** Left; **Throws:** Left; **Height:** 6-4; **Weight:** 220**Obtained:** Selected in the 16th round of the 2021 First-Year Player Draft

Signed by Derek Lee out of Illinois State University...was 13-15 with a 4.60 ERA and 245 strikeouts over 268.0 innings in five seasons.

Year	Club	W	L	ERA	G	GS	CG	SHO	SV	IP	H	R	ER	HR	HB	BB	IBB	SO	WP	BK
2021	Stockton (A)	0	1	5.40	3	0	0	0	0	3.1	2	2	2	2	0	0	0	7	0	0
2022																				
2023																				
Minor League Totals		0	1	5.40	3	0	0	0	0	3.1	2	2	2	2	0	0	0	7	0	0

WILLIAM BARTH JOHNSTON**LHP****Born:** Grapevine, Texas, December 12, 2000; **Home:** Keller, Texas**Bats:** Left; **Throws:** Left; **Height:** 6-3; **Weight:** 215**Obtained:** Selected in the 13th round of the 2023 First-Year Player Draft

Was 3-3 with a 5.89 ERA and four saves in 27 appearances, including six starts, in his senior season at Texas A&M...walked 31 and struck out 70 over 47.1 innings for a 13.3 strikeouts per 9.0 innings...across four collegiate seasons, he went 6-4 with a 5.77 ERA in 66 games.

Year	Club	W	L	ERA	G	GS	CG	SHO	SV	IP	H	R	ER	HR	HB	BB	IBB	SO	WP	BK
2023	ACL A's (R)	1	0	5.40	4	1	0	0	0	6.0	6	5	4	1	0	5	0	6	0	0
Minor League Totals		1	0	5.40	4	1	0	0	0	6.0	6	5	4	1	0	5	0	6	0	0

GRANT WILLIAM JUDKINS**RHP****Born:** Grinnell, Iowa, August 6, 1997; **Home:** Pella, Iowa**Bats:** Left; **Throws:** Right; **Height:** 6-3; **Weight:** 215**Obtained:** Signed as a non-drafted free agent, July 7, 2020

Signed out of the University of Iowa by Steve Abney...went 8-7 with a 2.90 ERA in 111 games, including 25 starts, in four seasons at Iowa State...was a three-time Academic All-Big 10 selection.

Year	Club	W	L	ERA	G	GS	CG	SHO	SV	IP	H	R	ER	HR	HB	BB	IBB	SO	WP	BK
2021	Stockton (A)	0	6	6.29	14	11	0	0	0	48.2	55	40	34	11	4	21	0	63	4	0
2022	Stockton (A)	3	4	5.43	15	13	0	0	0	66.0	72	44	40	12	5	35	0	66	4	0
2023																				
Minor League Totals		3	10	5.79	29	24	0	0	0	115.0	127	84	74	23	9	56	0	129	8	0

TRAYSON CAL CHIKARA KUBO**RHP****Born:** Waipahu, Hawaii, September 26, 1997; **Home:** Waipahu, Hawaii**Bats:** Right; **Throws:** Right; **Height:** 6-0; **Weight:** 200**Obtained:** Selected in the 24th round of the 2019 First Year Player Draft

Signed out of Stephen F. Austin State University by Stephen Cohen.

Year	Club	W	L	ERA	G	GS	CG	SHO	SV	IP	H	R	ER	HR	HB	BB	IBB	SO	WP	BK
2019	AZL A's (R)	0	2	8.84	11	5	0	0	1	18.1	27	23	18	2	0	12	0	28	3	0
2021	ACL A's (R)	0	0	0.00	2	1	0	0	0	2.0	2	0	0	0	0	1	0	2	1	0
	Stockton (A)	2	2	6.52	9	1	0	0	0	19.1	30	23	14	1	1	13	0	18	6	0
2022	Lansing (A)	4	4	4.44	36	0	0	0	10	46.0	38	25	23	4	1	33	2	54	7	0
	Midland (AA)	0	0	1.93	3	0	0	0	0	4.2	4	1	1	0	1	1	0	7	0	0
2023	Midland (AA)	0	2	9.13	21	0	0	0	1	22.0	30	25	23	3	0	20	0	28	6	0
Minor League Totals		6	10	6.26	82	7	0	0	12	113	131	97	79	10	3	80	2	137	23	0

YENIEL LABOY (MERCADO)

IF

Born: Arecibo, Puerto Rico; **Home:** Bajadero, Puerto Rico

Bats: Left; **Throws:** Right; **Height:** 6-3; **Weight:** 196

Obtained: Selected in the 7th round of the 2022 First Year Player Draft

Signed by Ruben Escalera.

Year	Club	AVG.	G	AB	R	H	2B	3B	HR	RBI	SH	SF	HP	BB	SO	SB	CS	OBP	SLG	E
2022	ACL A's (R)	.156	12	32	4	5	0	0	2	0	0	0	4	10	2	0	.250	.156	2	
2023	ACL A's (R)	.298	19	57	14	17	2	1	0	12	0	2	3	15	10	3	0	.455	.368	2
	Stockton (A)	.195	48	169	19	33	6	0	2	14	1	0	4	26	47	3	0	.317	.266	9
Minor League Totals		.213	79	258	37	55	8	1	2	28	1	2	7	45	67	8	0	.343	.275	13

RYAN JOHN LASKO

OF

Born: Jackson, New Jersey, June 24, 2002; **Home:** Bajadero, Puerto Rico

Bats: Right; **Throws:** Right; **Height:** 6-0; **Weight:** 190

Obtained: Selected in the second round of the 2023 First Year Player Draft

Hit .330 with 11 home runs, 37 walks, and 34 strikeouts to go along with a 1.010 OPS in 56 games for Rutgers last season...in three seasons for the Scarlet Knights, Lasko hit .314 with a .988 OPS with 38 home runs, 35 steals, 89 walks and 120 strikeouts.

Year	Club	AVG.	G	AB	R	H	2B	3B	HR	RBI	SH	SF	HP	BB	SO	SB	CS	OBP	SLG	E
2023	ACL A's (R)	.154	10	26	3	4	2	0	0	3	0	1	0	3	5	1	0	.233	.231	0
Minor League Totals		.154	10	26	3	4	2	0	0	3	0	1	0	3	5	1	0	.233	.231	0

DAVID MATTHEW LEAL

LHP

Born: Houston, Texas, April 22, 1997; **Home:** Houston, Texas

Bats: Left; **Throws:** Left; **Height:** 6-4; **Weight:** 225

Obtained: Selected in the 38th round of the 2019 First Year Player Draft

Signed out of Louisiana Tech University by Kelcey Mucker...earned Second-Team All-Louisiana and All-Conference USA honors in 2018...set career bests in innings (79.1) and strikeouts (78) in 2021.

Year	Club	W	L	ERA	G	GS	CG	SHO	SV	IP	H	R	ER	HR	HB	BB	IBB	SO	WP	BK
2019	AZL A's (R)	6	0	1.43	15	0	0	0	0	37.2	21	9	6	0	4	3	0	50	2	0
	Stockton (A)	0	0	4.50	1	1	0	0	0	4.0	4	2	2	0	0	1	0	2	0	0
2021	Stockton (A)	1	1	3.71	7	4	0	0	0	26.2	25	12	11	4	3	1	0	29	1	0
	Lansing (A)	1	4	4.43	11	10	0	0	0	42.2	48	21	21	7	1	7	2	49	0	1
2022	Lansing (A)	2	1	2.08	5	2	0	0	0	21.0	12	6	5	2	1	3	0	27	1	0
	Midland (AA)	4	6	4.84	20	19	0	0	0	115.1	138	66	62	12	8	14	0	77	2	0
2023	Midland (AA)	7	5	5.44	36	8	0	0	1	84.0	100	51	51	13	4	22	0	68	1	0
Minor League Totals		21	17	4.28	95	44	0	0	1	332.0	348	167	158	38	21	51	2	302	7	1

ELVI LINA

RHP

Born: Santo Domingo, Dominican Republic, October 17, 2004; **Home:** Santo Domingo, Dominican Republic

Bats: Right; **Throws:** Right; **Height:** 6-2; **Weight:** 200

Obtained: Signed as a free agent to a minor league contract on May 4, 2022

Year	Club	W	L	ERA	G	GS	CG	SHO	SV	IP	H	R	ER	HR	HB	BB	IBB	SO	WP	BK
2022	DSL A's	0	0	2.45	3	0	0	0	0	3	2	2	1	0	0	4	0	4	1	0
2023	ACL A's (R)	0	1	17.69	14	1	0	0	0	9.2	17	22	19	0	2	22	0	12	11	0
Minor League Totals		0	1	13.50	17	1	0	0	0	13	19	24	20	0	2	26	0	16	12	0

ANDERSON GERARDO MACHADO (TOVAR)**INF****Born:** Caracas, Venezuela, October 10, 2003; **Home:** Caracas, Venezuela**Bats:** Right; **Throws:** Right; **Height:** 6-1; **Weight:** 170**Obtained:** Signed as a free agent to a minor league contract on January 15, 2021

Year	Club	AVG.	G	AB	R	H	2B	3B	HR	RBI	SH	SF	HP	BB	SO	SB	CS	OBP	SLG	E
2021	DSL A's (R)	.217	29	83	17	18	4	0	0	10	0	0	1	12	20	2	1	.323	.265	5
2022	DSL A's (R)	.257	45	144	16	37	5	1	0	24	0	1	10	15	26	1	1	.365	.306	5
2023	ACL A's (R)	.127	30	79	7	10	2	0	0	3	0	1	1	8	25	1	0	.213	.152	4
Minor League Totals		.212	104	306	40	65	11	1	0	37	0	2	12	35	71	4	2	.315	.255	14

LUKE THOMAS MANN**IF****Born:** St. Louis, Missouri, April 13, 2000; **Home:** Fenton, Missouri**Bats:** Left; **Throws:** Right; **Height:** 6-2; **Weight:** 218**Obtained:** Selected in the 14th round of the 2023 First-Year Player Draft

Batted .311 with a .428 on-base percentage and a .680 slugging percentage in 54 games as a fifth-year senior at Missouri...after hitting 17 home runs last season, the most by a Tiger since 2004, the left-handed hitter surpassed his own mark with 21 this year...overall, Mann batted .268 with 27 doubles, three triples, 49 home runs and 141 RBI in 179 collegiate games.

Year	Club	AVG.	G	AB	R	H	2B	3B	HR	RBI	SH	SF	HP	BB	SO	SB	CS	OBP	SLG	E
2023	ACL A's (R)	.000	3	6	0	0	0	0	0	0	0	0	0	2	0	0	0	.000	.000	0
Minor League Totals		.000	3	6	0	0	0	0	0	0	0	0	0	2	0	0	0	.000	.000	0

ALEJANDRO JOSE MANZANO (VIVAS)**RHP****Born:** Merida, Venezuela, February 28, 2002; **Home:** Merida, Venezuela**Bats:** Right; **Throws:** Right; **Height:** 6-2; **Weight:** 165**Obtained:** Signed as a free agent to a minor league contract on October 15, 2021

Year	Club	W	L	ERA	G	GS	CG	SHO	SV	IP	H	R	ER	HR	HB	BB	IBB	SO	WP	BK
2022	DSL A's	1	2	6.57	10	7	0	0	0	37.0	46	32	27	4	7	12	0	38	8	0
2023	ACL A's (R)	3	2	3.76	9	6	0	0	0	40.2	42	27	17	5	1	10	0	34	5	0
	Stockton (A)	0	3	11.15	4	3	0	0	1	15.1	29	20	19	3	3	4	0	16	0	0
Minor League Totals		4	7	6.10	23	16	0	0	1	93.0	117	79	63	12	11	26	0	88	13	0

LUIS ANGEL MARINEZ (FLORENTINO)**C****Born:** San Cristobal, Dominican Republic, October 11, 2021; **Home:** San Cristobal, Dominican Republic**Bats:** Right; **Throws:** Right; **Height:** 6-1; **Weight:** 215**Obtained:** Signed as a free agent to a minor league contract, July 2, 2019

Signed by Yendri Bachelor.

Year	Club	AVG.	G	AB	R	H	2B	3B	HR	RBI	SH	SF	HP	BB	SO	SB	CS	OBP	SLG	E
2021	ACL A's (R)	.100	6	10	1	1	0	0	0	1	0	0	0	3	6	0	0	.308	.100	0
2022	ACL A's (R)	.136	23	59	11	8	0	1	3	8	0	1	4	16	22	1	1	.350	.322	7
	Stockton (A)	.250	1	4	1	1	0	0	0	1	0	0	0	1	2	0	0	.400	.250	0
2023	ACL A's (R)	.114	14	35	7	4	1	0	3	7	0	0	1	4	19	1	0	.225	.400	1
	Stockton (A)	.092	24	87	10	8	2	0	1	9	0	0	2	9	48	2	0	.194	.149	3
Minor League Totals		.113	68	195	30	22	3	1	7	26	0	1	7	33	97	4	1	.263	.246	11

LUIS FERNANDO MARTINEZ (CADIZ)**RHP****Born:** Puerto Cabello, Venezuela, March 30, 2001; **Home:** Ocumare del Tuy, Venezuela**Bats:** Right; **Throws:** Right; **Height:** 6-2; **Weight:** 170**Obtained:** Signed as a free agent to a minor league deal on July 12, 2018

Signed by Yendri Bachelor.

Year	Club	W	L	ERA	G	GS	CG	SHO	SV	IP	H	R	ER	HR	HB	BB	IBB	SO	WP	BK
2019	AZL A's (R)	4	1	3.02	15	4	0	0	0	41.2	48	19	14	3	2	5	0	38	3	0
2021	ACL A's (R)	0	1	43.20	1	1	0	0	0	1.2	10	9	8	1	0	1	0	1	0	0
2022																				
2023																				
Minor League Totals		4	2	4.57	16	5	0	0	0	43.1	58	28	22	4	2	6	0	39	3	0

CAMERON JAMES MASTERMAN

INF

Born: Pittsburgh, Pennsylvania, May 5, 1999; **Home:** Prospect, Kentucky**Bats:** Right; **Throws:** Right; **Height:** 6-2; **Weight:** 225**Obtained:** Signed as a free agent to a minor league contract, July 24, 2022

Was signed by A's scout Rich Sparks.

Year	Club	AVG.	G	AB	R	H	2B	3B	HR	RBI	SH	SF	HP	BB	SO	SB	CS	OBP	SLG	E
2022	ACL A's (R)	.000	2	4	0	0	0	0	0	1	0	1	0	0	4	0	0	.000	.000	0
2022	Stockton (A)	.231	24	91	14	21	6	0	2	13	0	1	1	8	36	0	1	.297	.363	0
2023	ACL A's (R)	.212	10	33	8	7	4	0	0	10	0	2	1	9	12	1	0	.378	.333	1
	Stockton (A)	.254	16	59	8	15	5	0	1	13	0	2	3	4	19	1	0	.324	.390	1
	Midland (AA)	.253	43	150	27	38	6	0	5	23	0	1	2	12	53	3	0	.315	.393	2
Minor League Totals		.240	95	337	57	81	21	0	8	60	0	7	7	33	124	5	1	.315	.374	4

SHANE CHRISTOPHER MCGUIRE

C

Born: Renton, Washington, April 12, 1999; **Home:** Kent, Washington**Bats:** Left; **Throws:** Right; **Height:** 6-0; **Weight:** 205**Obtained:** Selected in the ninth round of the 2021 First-Year Player Draft

Signed by Anthony Aliotti...played collegiately at University of San Diego...in 2018 was named a Collegiate Baseball Freshman All-American...batted .307 with nine home runs and 93 RBI in four college seasons.

Year	Club	AVG.	G	AB	R	H	2B	3B	HR	RBI	SH	SF	HP	BB	SO	SB	CS	OBP	SLG	E
2021	ACL A's (R)	.280	19	50	7	14	3	0	0	9	0	3	1	7	11	1	0	.361	.340	2
2022	Stockton (A)	.290	50	176	20	51	7	2	1	21	0	2	6	32	42	4	2	.412	.369	6
	Lansing (A)	.236	33	110	16	26	5	1	1	13	0	2	4	26	18	2	0	.394	.327	4
2023	Midland (AA)	.227	98	330	44	75	13	1	4	38	2	3	6	55	87	3	2	.345	.309	10
Minor League Totals		.249	200	666	87	166	28	4	6	81	2	10	17	120	158	10	4	.373	.330	22

JEREMY ALEJANDRO MIJARES (RIVAS)

LHP

Born: La Victoria, Venezuela, October 19, 2002; **Home:** La Victoria, Venezuela**Bats:** Left; **Throws:** Left; **Height:** 6-0; **Weight:** 170**Obtained:** Signed as a free agent to a minor league contract, November 20, 2019

Signed by Argeniz Paez.

Year	Club	W	L	ERA	G	GS	CG	SHO	SV	IP	H	R	ER	HR	HB	BB	IBB	SO	WP	BK
2021	DSL A's (R)	1	0	0.59	8	1	0	0	1	15.0	12	3	1	0	1	3	0	15	4	0
2022																				
2023																				
Minor League Totals		1	0	0.59	8	1	0	0	1	15.0	12	3	1	0	1	3	0	15	4	0

COLE MILLER

RHP

Born: Thousand Oaks, California, October 19, 2002; **Home:** Scottsdale, Arizona**Bats:** Right; **Throws:** Right; **Height:** 6-6; **Weight:** 226**Obtained:** Selected in the fourth round of the 2023 First-Year Player Draft

Is the first Newbury Park High School alumni to be drafted in the top five rounds since Andrew Lambo in 2007... Cole's father, Mike, played in the NFL for two seasons as a wide receiver with the Giants and Saints.

Year	Club	W	L	ERA	G	GS	CG	SHO	SV	IP	H	R	ER	HR	HB	BB	IBB	SO	WP	BK
2023																				
Minor League Totals																				

BRENNAN COLE MILONE

IF

Born: Marietta, Georgia, May 6, 2001; **Home:** Woodstock, Georgia**Bats:** Right; **Throws:** Right; **Height:** 6-1; **Weight:** 198**Obtained:** Selected in the 6th round of the 2022 First Year Player Draft

Was signed by A's scout Jemel Spearman.

Year	Club	AVG.	G	AB	R	H	2B	3B	HR	RBI	SH	SF	HP	BB	SO	SB	CS	OBP	SLG	E
2022	ACL A's (R)	.500	2	4	2	2	1	0	0	1	0	1	0	1	1	0	0	.500	.750	0
	Stockton (A)	.310	27	100	13	31	4	0	1	8	0	0	1	14	21	1	0	.400	.380	7
2023	Stockton (A)	.304	62	224	42	68	15	1	10	41	0	5	5	39	45	3	1	.410	.513	8
	Lansing (A)	.261	52	176	31	46	13	0	7	31	0	3	3	33	47	0	0	.381	.455	3
Minor League Totals		.292	143	504	88	147	33	1	18	81	0	9	9	87	114	4	1	.399	.468	18

DARLYN JAVIER MONTERO (RAMIREZ)

INF

Born: Azua, Dominican Republic, May 11, 2002; **Home:** Azua, Dominican Republic
Bats: Switch; **Throw:** Right; **Height:** 6-2; **Weight:** 170
Obtained: Signed as a free agent to a minor league contract, November 7, 2018

Was signed by Amaury Reyes.

Year	Club	AVG.	G	AB	R	H	2B	3B	HR	RBI	SH	SF	HP	BB	SO	SB	CS	OBP	SLG	E
2019	DSL A's (R)	.213	55	188	20	40	6	3	0	17	0	5	1	23	58	8	3	.295	.277	9
2021	DSL A's (R)	.217	40	115	17	25	5	2	0	15	0	1	0	20	24	6	1	.331	.296	8
2022	ACL A's (R)	.241	47	145	25	35	6	2	2	23	0	1	3	15	38	8	2	.323	.352	4
2023	ACL A's (R)	.276	48	174	38	48	7	5	3	36	0	3	4	15	49	9	0	.342	.425	9
	Stockton (A)	.154	13	52	5	8	2	1	0	5	0	0	0	4	19	0	0	.214	.231	2
Minor League Totals		.231	203	674	105	156	26	13	5	96	0	10	8	77	188	31	6	.313	.331	32

LUIS DANYS MORALES (AGUILERA)

RHP

Born: Antilla, Cuba, September 24, 2002; **Home:** Mesa, Arizona
Bats: Right; **Throws:** Right; **Height:** 6-3; **Weight:** 190
Obtained: Signed as a free agent to a minor league contract on January 15, 2023

Year	Club	W	L	ERA	G	GS	CG	SHO	SV	IP	H	R	ER	HR	HB	BB	IBB	SO	WP	BK
2023	DSL A's	0	0	0.82	4	3	0	0	0	11.0	4	1	1	0	0	2	0	16	0	0
	ACL A's (R)	0	2	6.00	3	3	0	0	0	9.0	10	8	6	0	0	2	0	11	0	0
	Stockton (A)	0	3	2.20	5	5	0	0	0	16.1	13	8	4	0	1	8	0	18	0	0
	Lansing (A)	0	0	3.52	2	2	0	0	0	7.2	6	3	3	2	0	3	0	8	0	0
Minor League Totals		0	5	2.86	14	13	0	0	0	44.0	33	20	14	2	1	15	0	53	0	0

JOSE MIGUEL MUJICA (ADAMES)

C

Born: San Felipe, Venezuela, March 28, 2001; **Home:** San Felipe, Venezuela
Bats: Right; **Throws:** Right; **Height:** 5-11; **Weight:** 204
Obtained: Signed as a free agent to a minor league deal, July 3, 2017

Signed by Ruben Barradas.

Year	Club	AVG.	G	AB	R	H	2B	3B	HR	RBI	SH	SF	HP	BB	SO	SB	CS	OBP	SLG	E
2018	DSL A's (R)	.164	24	61	3	10	1	0	0	5	1	0	2	5	9	0	0	.250	.180	6
2019	DSL A's (R)	.262	51	164	21	43	3	0	0	16	2	1	5	19	32	10	0	.354	.280	11
2021	ACL A's (R)	.241	34	112	13	27	9	0	2	19	0	0	5	20	0	0	0	.274	.375	1
2022	ACL A's (R)	.283	33	106	16	30	5	1	4	22	0	1	2	9	22	0	0	.347	.462	0
	Stockton (A)	.091	3	11	0	1	0	0	0	0	0	0	0	1	5	0	0	.167	.091	0
	Las Vegas (AAA)	.250	1	4	1	1	0	0	0	0	0	0	0	3	0	0	0	.250	.250	0
2023	Stockton (A)	.214	79	285	31	61	7	1	6	39	0	7	4	23	58	2	5	.276	.309	4
Minor League Totals		.233	225	743	85	173	25	2	12	101	3	9	13	62	149	12	5	.300	.320	22

MITCHEL HILLIARD MYERS

RHP

Goes by "Mitch"

Born: Lanett, Alabama, January, 8, 1999; **Home:** Lanett, Alabama
Bats: Right; **Throws:** Right; **Height:** 6-2; **Weight:** 200
Obtained: Selected in the 12th round of the 2021 First-Year Player Draft

Signed by Matthew Higginson out of the University of Pittsburgh...went 7-7 with a 3.62 ERA and 113 strikeouts in 104.1 innings over two NCAA seasons.

Year	Club	W	L	ERA	G	GS	CG	SHO	SV	IP	H	R	ER	HR	HB	BB	IBB	SO	WP	BK
2021		Did Not Play																		
2022	Stockton (A)	4	10	5.50	23	22	0	0	0	124.0	143	83	76	26	9	38	0	98	4	2
2023	Lansing (A)	3	6	5.35	23	21	0	0	0	104.0	127	73	62	8	8	36	1	73	6	5
Minor League Totals		7	16	5.43	46	43	0	0	0	228.0	270	156	138	34	17	74	1	171	10	7

NATHAN ANDREW NANKIL

OF

Born: San Diego, California, October 16, 2002; **Home:** Chula Vista, California

Bats: Right; **Throws:** Right; **Height:** 6-3; **Weight:** 191

Obtained: Selected in the seventh round of the 2023 First-Year Player Draft

Hit .316 last season including five home runs, 23 walks, 37 strikeouts, and a .852 OPS in 55 games for Cal State Fullerton...for his collegiate career, he hit .280 with seven homers, 21 steals and a .749 OPS in 144 games.

Year	Club	AVG.	G	AB	R	H	2B	3B	HR	RBI	SH	SF	HP	BB	SO	SB	CS	OBP	SLG	E
2023	ACL A's (R)	.189	16	53	5	10	3	0	0	7	0	0	0	5	9	1	0	.259	.245	1
Minor League Totals		.189	16	53	5	10	3	0	0	7	0	0	0	5	9	1	0	.259	.245	1

MYLES DOUGLAS JAMES NAYLOR

INF

Born: Mississauga, Canada, April 15, 2005; **Home:** Goodyear, Arizona

Bats: Right; **Throws:** Right; **Height:** 6-2; **Weight:** 195

Obtained: Selected in the Competitive Balance Round-A portion of the 2023 First-Year Player Draft

Is the little brother of big leaguers Josh and Bo Naylor and the cousin of A's prospect Denzel Clarke...was the 64th ranked prospect entering the draft according to MLB Pipeline...is the lone Naylor brother to bat right-handed and participated in the Area Code Games in 2021 and 2022.

Year	Club	AVG.	G	AB	R	H	2B	3B	HR	RBI	SH	SF	HP	BB	SO	SB	CS	OBP	SLG	E
2023	ACL A's (R)	.333	2	6	2	2	1	0	0	0	0	0	0	1	3	0	0	.429	.500	0
	Stockton (A)	.208	32	120	16	25	2	0	6	17	0	0	1	11	52	2	0	.280	.375	9
Minor League Totals		.214	34	126	18	27	3	0	6	17	0	0	1	12	55	2	0	.288	.381	9

GERMAN ORTIZ (RODRIGUEZ)

INF

Born: San Pedro De Macoris, Dominican Republic, August 2, 2004; **Home:** San Pedro De Macoris, Dominican Republic

Bats: Switch; **Throws:** Right; **Height:** 6-2; **Weight:** 195

Obtained: Signed as a free agent to a minor league contract, January 15, 2021

Was signed by Juan Carlos De La Cruz.

Year	Club	AVG.	G	AB	R	H	2B	3B	HR	RBI	SH	SF	HP	BB	SO	SB	CS	OBP	SLG	E
2021	DSL A's (R)	.256	13	39	7	10	1	1	0	3	0	0	1	7	13	1	2	.383	.333	4
2022	DSL A's (R)	.249	54	177	36	44	6	3	0	26	0	4	3	40	45	6	0	.388	.316	11
2023	ACL A's (R)	.217	46	143	20	31	6	0	0	14	2	1	1	31	39	3	0	.358	.259	6
Minor League Totals		.237	113	359	63	85	13	4	0	43	2	5	5	78	97	10	2	.376	.295	21

JACK CHRISTOPHER OWEN

LHP

Born: Miami Beach, Florida, May 26, 1998; **Home:** Aliso Viejo, California

Bats: Left; **Throws:** Left; **Height:** 6-1; **Weight:** 200

Obtained: Signed as a non-drafted free agent, July 24, 2021

Signed by Armann Brown...played collegiately at Auburn University...went 11-10 with a 4.26 ERA and 165 strikeouts in 175.1 innings over four seasons.

Year	Club	W	L	ERA	G	GS	CG	SHO	SV	IP	H	R	ER	HR	HB	BB	IBB	SO	WP	BK
2021	Lansing (A)	0	1	4.50	7	4	0	0	0	20.0	26	13	10	3	0	4	0	21	1	0
2022	Stockton (A)	3	4	3.41	23	1	0	0	3	37.0	35	20	14	5	1	9	0	48	3	0
2022	Lansing (A)	6	1	3.35	11	9	1	0	0	51.0	43	21	19	3	1	14	0	44	3	0
2023	Lansing (A)	5	1	3.77	30	3	0	0	2	62.0	58	28	26	4	0	15	1	53	2	0
Minor League Totals		14	7	3.65	71	17	1	0	5	170.0	162	82	69	15	2	42	1	166	9	0

JAVIER ALEXANDER PARIGUAN (GONZALEZ)

C

Born: Guayana, Venezuela, February 5, 2004; **Home:** Guayana, Venezuela

Bats: Right; **Throws:** Right; **Height:** 5-10; **Weight:** 160

Obtained: Signed as a free agent to a minor league contract on January 15, 2021

Year	Club	AVG.	G	AB	R	H	2B	3B	HR	RBI	SH	SF	HP	BB	SO	SB	CS	OBP	SLG	E
2021	DSL A's	.245	23	49	8	12	0	2	0	5	0	2	5	12	19	0	0	.426	.327	7
2022	DSL A's	.179	9	28	5	5	1	0	1	5	0	1	0	2	10	0	0	.226	.321	3
2023	ACL A's (R)	.175	25	63	13	11	5	0	1	4	1	1	0	15	23	0	0	.329	.302	8
Minor League Totals		.200	57	140	26	28	6	2	2	14	1	4	5	29	52	0	0	.348	.314	18

Born: Baltimore, Maryland, June 11, 1998; **Home:** Middletown, Delaware

Bats: Right; **Throws:** Right; **Height:** 6-3; **Weight:** 230

Obtained: Selected in the ninth round of the 2019 First Year Player Draft

Signed by Neil Avent...played collegiately at Wake Forest...finished a three-year career with a 14-11 record and 4.54 ERA with 171 strikeouts over 204.1 innings...was named a 2021 Organizational All-Star by MiLB.com after going 9-3 with a 3.39 ERA (38ER/101IP) between High-A Lansing and Double-A Midland.

Year	Club	W	L	ERA	G	GS	CG	SHO	SV	IP	H	R	ER	HR	HB	BB	IBB	SO	WP	BK
2019	Vermont (A)	2	1	2.25	8	5	0	0	0	24.0	21	8	6	1	5	6	0	26	0	1
2021	Lansing (A)	7	3	3.66	18	15	0	0	0	86.0	82	42	35	10	1	22	0	92	1	2
	Midland (AA)	2	0	1.80	3	3	0	0	0	15.0	9	3	3	1	0	4	0	17	1	0
2022	Midland (AA)	10	6	5.38	23	21	0	0	1	118.2	133	78	71	17	3	28	0	92	1	1
	Las Vegas (AAA)	0	1	37.80	1	1	0	0	0	1.2	7	7	2	0	1	0	1	0	1	0
2023	Las Vegas (AAA)	1	1	6.78	42	5	0	0	2	65.0	84	50	49	20	3	38	1	52	3	0
Minor League Totals		22	12	4.96	95	50	0	0	3	310.0	336	188	171	51	12	99	1	280	7	4

JUNIOR JOSE PEREZ (REYNOSO)

OF

Born: San Cristobal, Dominican Republic, July 4, 2001; **Home:** San Cristobal, Dominican Republic

Bats: Right; **Throws:** Right; **Height:** 6-1; **Weight:** 200

Obtained: Acquired in a trade with San Diego on November 5, 2020 for Jorge Mateo

Originally signed by San Diego as an international free agent on July 4, 2017.

Year	Club	AVG.	G	AB	R	H	2B	3B	HR	RBI	SH	SF	HP	BB	SO	SB	CS	OBP	SLG	E
2018	DSL Padres (R)	.176	61	204	26	36	6	2	3	26	0	2	4	53	80	12	5	.354	.270	2
2019	AZL Padres (R)	.268	51	209	44	56	14	2	11	39	0	2	3	24	59	11	2	.349	.512	3
2021	Stockton (A)	.207	95	329	54	68	16	5	8	34	1	2	3	51	145	24	7	.317	.359	6
2022	Stockton (A)	.249	116	398	74	99	21	2	15	62	2	7	5	70	148	32	7	.363	.425	9
2023	Lansing (A)	.237	117	434	67	103	27	2	12	45	3	2	3	51	150	41	9	.320	.392	10
Minor League Totals		.230	440	1574	265	362	84	13	49	206	6	15	18	249	582	120	30	.339	.393	30

JACOB DUSTIN PFENNIGS

RHP

Born: Coeur d'Alene, Idaho, September 9, 1999; **Home:** Post Falls, Idaho

Bats: Right; **Throws:** Right; **Height:** 6-7; **Weight:** 215

Obtained: Selected in the 13th round of the 2022 First-Year Player Draft

Was signed by A's scout Jim Coffman...played collegiately at Oregon State University...went 12-4 across 45 career appearances (31 starts) with 116 strikeouts over 144 innings pitched for the Beavers.

Year	Club	W	L	ERA	G	GS	CG	SHO	SV	IP	H	R	ER	HR	HB	BB	IBB	SO	WP	BK
2022	ACL A's (R)	0	1	0.00	2	2	0	0	0	2.0	1	3	0	0	0	2	0	4	0	0
	Stockton (A)	0	0	11.12	5	0	0	0	0	5.2	13	9	7	0	1	3	0	6	1	0
2023	Stockton (A)	0	1	3.72	8	4	0	0	0	19.0	9	10	8	1	1	14	0	22	0	0
Minor League Totals		0	2	4.88	15	6	0	0	0	27.0	23	22	15	1	2	19	0	32	1	0

PEDRO ALEJANDRO PINEDA (COLLADO)

OF

Born: Santo Domingo Este, Dominican Republic, September 6, 2003; **Home:** Santo Domingo Norte, Dominican Republic

Bats: Right; **Throws:** Right; **Height:** 6-2; **Weight:** 185

Obtained: Signed as a free agent to a minor league contract, January 15, 2021

Currently ranked Oakland's No. 6 prospect by MLB.com.

Year	Club	AVG.	G	AB	R	H	2B	3B	HR	RBI	SH	SF	HP	BB	SO	SB	CS	OBP	SLG	E
2021	DSL A's (R)	.200	10	35	4	7	1	1	0	1	0	0	0	5	13	3	2	.300	.286	1
	ACL A's (R)	.258	23	62	15	16	2	2	1	8	0	0	2	13	28	3	3	.403	.403	2
2022	ACL A's (R)	.000	1	3	0	0	0	0	0	0	0	0	0	3	0	0	.000	.000	0	
	Stockton (A)	.188	42	144	22	27	3	3	4	13	1	1	8	17	77	5	1	.306	.333	2
2023	Stockton (A)	.224	68	223	32	50	7	2	2	14	4	1	4	24	85	19	5	.310	.300	7
Minor League Totals		.214	144	467	73	100	13	8	7	36	5	2	14	59	206	30	11	.319	.321	12

Born: Pleasanton, California, January 14, 1991; **Home:** Danville, California

Bats: Right; **Throws:** Right; **Height:** 6-4; **Weight:** 211

Obtained: Signed to a minor league contract, February 1, 2024

Graduated from Amador Valley (Pleasanton, Calif.) High School in 2009...played college baseball at Stanford University...completed his degree at Stanford during the 2014 offseason in Atmosphere and Energy Engineering...was selected by St. Louis as a supplemental pick following the first round (36th selection overall) of the 2012 First-Year Player draft...was traded to the A's for Yairo Muñoz and Max Schrock, Dec. 14, 2017...was named the 2018 recipient of the Tony Conigliaro Award, which honors a "Major Leaguer who has overcome adversity through the attributes of spirit, determination, and courage that were trademarks of Tony C."...was released by the A's on Aug. 16, 2022 and has played in the Reds (2022) and White Sox (2023) farm systems since then.

Year	Club	AVG	G	AB	R	H	2B	3B	HR	RBI	SH	SF	HP	BB	SO	SB	CS	OBP	SLG	E
2012	Quad Cities (A)	.295	55	210	29	62	18	1	4	27	0	0	9	18	25	3	0	.376	.448	22
2013	Palm Beach (A)	.292	63	243	30	71	14	2	9	35	0	0	3	18	27	4	5	.348	.477	1
	Springfield (AA)	.299	49	184	17	55	9	0	6	24	1	2	1	19	19	7	3	.364	.446	1
2014	Memphis (AAA)	.288	136	500	70	144	32	0	9	69	1	2	10	43	61	11	5	.355	.406	3
2015	Memphis (AAA)	.272	87	320	54	87	28	2	11	41	0	3	3	46	62	5	6	.366	.475	5
	ST. LOUIS	.305	63	233	29	71	15	4	7	39	0	2	1	20	56	2	1	.359	.494	2
2016	ST. LOUIS	.273	153	582	86	159	35	3	22	85	1	2	12	51	133	7	5	.343	.457	4
2017	ST. LOUIS	.235	107	341	40	80	16	1	9	39	0	3	5	52	87	3	6	.342	.367	2
	Springfield (AAA)	.143	3	7	0	1	0	0	0	1	0	0	0	1	1	0	0	.250	.143	0
	Peoria (A)	.200	4	15	0	3	2	0	0	3	0	0	0	0	3	1	0	.200	.333	1
	Memphis (AA)	.313	8	32	7	10	3	0	4	7	0	0	0	6	7	0	0	.421	.781	0
2018	OAKLAND	.267	151	546	78	146	41	0	27	88	0	5	12	42	114	2	0	.331	.491	3
2019	OAKLAND	.249	93	357	46	89	17	1	13	44	1	3	3	29	84	2	0	.309	.412	2
	Las Vegas (AAA)	.304	5	23	4	7	0	0	1	3	0	0	0	2	4	0	0	.360	.435	0
2020	OAKLAND	.226	45	159	17	36	6	0	5	29	1	1	1	9	53	4	0	.271	.358	0
2021	OAKLAND	.220	72	173	14	38	8	0	5	16	0	0	2	13	48	1	0	.282	.353	0
	Stockton (A)	.000	1	4	0	0	0	0	0	0	0	0	0	0	2	0	0	.000	.000	0
2022	OAKLAND	.190	42	126	12	24	4	0	5	14	0	2	2	9	48	2	0	.252	.341	0
	Las Vegas (AAA)	.381	5	21	2	8	1	0	0	1	0	0	1	1	3	0	0	.435	.429	0
	Louisville (AAA)	.250	24	88	8	22	3	0	5	14	0	0	1	7	24	0	0	.313	.455	1
2023	Charlotte (AAA)	.232	51	177	27	41	10	0	6	32	0	2	3	24	38	0	0	.330	.390	1
	Major League Totals	.255	726	2517	322	643	142	9	93	354	3	18	38	225	623	23	12	.324	.430	11
	Minor League Totals	.280	491	1824	248	511	120	5	55	257	2	9	31	185	276	31	19	.355	.442	35

BLAZE KOALI'I PONTES

RHP

Born: Mililani, Hawaii, January 6, 2000; **Home:** Mililani, Hawaii

Bats: Right; **Throws:** Right; **Height:** 6-0; **Weight:** 185

Obtained: Selected in the 16th round of the 2022 First-Year Player Draft

Signed out of the University of Hawaii by A's scout Dillon Tung...went 12-7 with a career 3.78 ERA (67ER/159.1IP) with 162 strikeouts and 43 walks across 50 appearances (18 starts) for the Rainbow Warriors.

Year	Club	W	L	ERA	G	GS	CG	SHO	SV	IP	H	R	ER	HR	HB	BB	IBB	SO	WP	BK
2022	ACL A's (R)	0	0	0.00	2	0	0	0	0	2	0	0	0	0	0	0	0	2	0	0
	Stockton (A)	0	0	12.00	4	0	0	0	0	6.0	9	8	8	1	0	2	0	3	0	0
2023	Stockton (A)	0	4	3.23	39	1	0	0	11	61	61	26	22	3	0	22	1	65	4	0
	Minor League Totals	0	4	3.89	45	1	0	0	11	69	70	34	30	4	0	24	1	70	4	0

ROBERT PUASON (PEREZ)**IF****Born:** La Romana, Dominican Republic, Sept. 11, 2002; **Home:** La Romana, Dominican Republic**Bats:** Both; **Throws:** Right; **Height:** 6-3; **Weight:** 187**Obtained:** Signed as a free agent to a minor league contract, July 2, 2019

Currently ranked Oakland's No. 10 prospect by MLB.com.

Year	Club	AVG.	G	AB	R	H	2B	3B	HR	RBI	SH	SF	HP	BB	SO	SB	CS	OBP	SLG	E
2021	Stockton (A)	.215	91	302	43	65	12	1	3	27	4	2	5	24	139	3	1	.282	.291	29
2022	ACL A's (R)	.260	38	127	22	33	6	2	1	9	0	2	1	11	44	6	1	.319	.362	11
	Stockton (A)	.185	55	200	25	37	8	0	2	18	0	2	3	13	77	5	4	.243	.255	15
2023	ACL A's (R)	.306	17	62	9	19	2	0	0	9	0	1	0	6	16	3	3	.362	.339	3
	Stockton (A)	.142	51	176	13	25	3	0	1	9	0	1	6	11	70	7	2	.216	.176	14
Minor League Totals		.206	252	867	112	179	31	3	7	72	4	8	15	65	346	24	11	.271	.273	72

THOMAS MICHAEL REISINGER**RHP****Born:** Kulpmont, Pennsylvania, March 17, 2001; **Home:** Kulpmont, Pennsylvania**Bats:** Right; **Throws:** Right; **Height:** 6-13; **Weight:** 215**Obtained:** Selected in the 10th round of the 2023 First-Year Player Draft

Went 6-2 with a 2.64 ERA in 17 appearances for East Stroudsburg University, including 97 strikeouts and 32 walks in 71.2 innings pitched...for his collegiate career, he went 12-9 with a 4.50 ERA in 40 outings, 30 starts, and 202 strikeouts in 150.0 innings of work.

Year	Club	W	L	ERA	G	GS	CG	SHO	SV	IP	H	R	ER	HR	HB	BB	IBB	SO	WP	BK
2023	ACL A's (R)	0	2	6.00	4	2	0	0	0	6.0	8	6	4	1	0	2	0	10	1	0
Minor League Totals		0	2	6.00	4	2	0	0	0	6.0	8	6	4	1	0	2	0	10	1	0

BRAVAN RESTITUYO (DEL OBRE)**LHP****Born:** Bonao, Dominican Republic, January 17, 2002; **Home:** Bonao, Dominican Republic**Bats:** Left; **Throws:** Left; **Height:** 5-11; **Weight:** 160**Obtained:** Signed as a free agent to a minor league contract, November 9, 2019

Was signed by Juan Carlos De La Cruz.

Year	Club	W	L	ERA	G	GS	CG	SHO	SV	IP	H	R	ER	HR	HB	BB	IBB	SO	WP	BK
2021	DSL A's (R)	2	4	6.48	11	5	0	0	0	33.0	34	31	24	0	3	21	0	43	14	1
2022	ACL A's (R)	0	1	4.97	10	4	0	0	0	25.1	31	20	14	2	2	14	0	31	6	0
2023	ACL A's (R)	4	1	5.28	16	0	0	0	0	29.0	28	19	17	3	3	19	0	35	4	2
Minor League Totals		6	6	5.65	37	9	0	0	0	87.0	93	70	55	5	8	54	0	109	24	3

ELVIS RACHE RIJO (BRITO)**INF****Born:** Rio Piedro, Puerto Rico, November 27, 2003; **Home:** La Romana, Dominican Republic**Bats:** Right; **Throws:** Right; **Height:** 5-11; **Weight:** 165**Obtained:** Signed as a free agent to a minor league contract on May 25, 2022.

Year	Club	AVG.	G	AB	R	H	2B	3B	HR	RBI	SH	SF	HP	BB	SO	SB	CS	OBP	SLG	E
2022	DSL A's (R)	.252	43	115	17	29	8	0	0	14	1	1	8	18	19	1	3	.387	.322	16
2023	ACL A's (R)	.143	19	28	2	4	0	0	0	1	0	0	0	3	7	0	1	.226	.143	4
	Stockton (A)	.149	15	47	1	7	0	0	0	4	0	1	2	3	12	0	1	.226	.149	4
Minor League Totals		.211	77	190	20	40	8	0	0	19	1	2	10	24	38	1	5	.327	.253	24

ANGEL GABRIEL RIVERA (RODRIGUEZ)**C****Born:** Chitré, Panama, February 2, 2003; **Home:** Chitré, Panama**Bats:** Right; **Throws:** Right; **Height:** 5-9; **Weight:** 175**Obtained:** Signed as a free agent to a minor league contract on August 16, 2021

Year	Club	AVG.	G	AB	R	H	2B	3B	HR	RBI	SH	SF	HP	BB	SO	SB	CS	OBP	SLG	E
2022	DSL A's	.347	33	95	26	33	7	1	3	28	0	2	7	21	17	2	0	.488	.537	1
2023	ACL A's (R)	.208	20	53	8	11	2	0	0	6	1	1	0	14	11	0	0	.368	.245	1

EDUARDO Yael RIVERA (NIEVES)
LHP
Born: San Juan, Puerto Rico, June 13, 2003; **Home:** Vega Alta, Puerto Rico

Bats: Left; **Throws:** Left; **Height:** 6-7; **Weight:** 237

Obtained: Selected in the 11th round of the 2021 First-Year Player Draft

Signed out of the Colegio CADEST by Ruben Escalera.

Year	Club	W	L	ERA	G	GS	CG	SHO	SV	IP	H	R	ER	HR	HB	BB	IBB	SO	WP	BK
2021	ACL A's (R)	0	0	0.00	1	1	0	0	0	1.0	0	0	0	0	0	0	0	1	0	0
2022	ACL A's (R)	0	0	3.29	8	3	0	0	0	13.0	15	7	5	0	0	11	0	22	4	1
2023	Stockton (A)	2	7	5.35	16	12	0	0	0	69.0	67	48	41	3	6	44	0	75	6	2
Minor League Totals		2	7	4.95	25	16	0	0	0	83.0	82	55	46	3	6	55	0	98	10	3

CARLOS ALBERTO RODRIGUEZ
C

Goes by "CJ"

Born: Whittier, California, July 7, 2000; **Home:** Newport Beach, California

Bats: Right; **Throws:** Right; **Height:** 5-10; **Weight:** 190

Obtained: Selected in the fifth round of the 2021 First-Year Player Draft

Signed out of Vanderbilt University by Anthony Aliosi III...ranked third on his team with a .393 on-base percentage and recorded a team-low in strikeouts (19)...batted .257 with five home runs and 44 RBI in 70 games over two collegiate seasons.

Year	Club	AVG.	G	AB	R	H	2B	3B	HR	RBI	SH	SF	HP	BB	SO	SB	CS	OBP	SLG	E
2021	ACL A's (R)	.000	1	3	0	0	0	0	0	0	0	0	0	2	0	0	0	.000	.000	0
	Stockton (A)	.160	22	81	5	13	2	0	1	4	0	1	0	4	13	0	0	.198	.222	2
2022	Stockton (A)	.266	73	241	32	64	11	0	3	34	0	6	4	44	56	0	1	.380	.349	5
2023	Lansing (A)	.185	76	248	20	46	13	1	2	30	0	6	2	25	61	0	0	.260	.270	2
Minor League Totals		.215	172	573	57	123	26	1	6	68	0	13	6	73	132	0	1	.304	.295	9

FRANYELSON JOSE RODRIGUEZ (CASTILLO)
RHP
Born: Caracas, Venezuela, May 20, 2002; **Home:** Caracas, Venezuela

Bats: Right; **Throws:** Right; **Height:** 6-1; **Weight:** 160

Obtained: Signed as a free agent to a minor league contract on July 29, 2019

Year	Club	W	L	ERA	G	GS	CG	SHO	SV	IP	H	R	ER	HR	HB	BB	IBB	SO	WP	BK
2021	DSL A's (R)	2	1	4.21	13	0	0	0	0	25.0	27	15	12	1	1	6	0	14	0	2
2022	DSL A's (R)	3	1	2.57	18	1	0	0	3	35.0	36	13	10	1	1	3	0	25	2	0
2023	ACL A's (R)	0	0	3.18	3	0	0	0	0	5.2	6	4	2	1	0	0	0	9	0	0
	Stockton (A)	2	1	5.03	21	0	0	0	1	34.0	46	23	19	6	2	8	0	28	4	1
Minor League Totals		7	3	3.86	55	1	0	0	4	100.0	115	55	43	9	4	17	0	76	6	3

JOSEPH GREGORY RODRIGUEZ (LOYO)
OF
Born: Puerto Cabello, Venezuela, January 4, 2003; **Home:** Puerto Cabello, Venezuela

Bats: Right; **Throws:** Right; **Height:** 6-1; **Weight:** 165

Obtained: Signed as a free agent to a minor league contract on July 2, 2019

Year	Club	AVG.	G	AB	R	H	2B	3B	HR	RBI	SH	SF	HP	BB	SO	SB	CS	OBP	SLG	E
2022	D-ATH	.270	34	100	22	27	6	0	0	13	1	0	1	25	30	6	0	.421	.330	4
2023	ACL A's (R)	.281	39	121	33	34	8	3	1	17	0	1	6	29	47	7	1	.439	.421	5
Minor League Totals		.276	73	221	55	61	14	3	1	30	1	1	7	54	77	13	1	.431	.380	9

ROGER ABRAHAM JOSE RODRIGUEZ (GUZMAN)
RHP
Born: Bolivar, Venezuela, September 11, 2001; **Home:** Bolivar, Venezuela

Bats: Right; **Throws:** Right; **Height:** 6-1; **Weight:** 145

Obtained: Signed as a free agent to a minor league contract, July 13, 2018

Signed by Andri Garcia.

Year	Club	W	L	ERA	G	GS	CG	SHO	SV	IP	H	R	ER	HR	HB	BB	IBB	SO	WP	BK
2019	DSL A's (R)	2	3	2.70	14	5	0	0	1	50.0	44	20	15	2	6	9	0	39	6	0
2021	DSL A's (R)	4	0	1.45	10	3	0	0	0	37.1	28	8	6	1	2	8	0	33	1	0
2022	ACL A's (R)	1	4	4.91	12	7	0	0	0	40.1	45	28	22	5	2	14	0	44	5	0
2023										(Did Not Play)										
Minor League Totals		7	7	3.03	36	15	0	0	1	127.0	117	56	43	8	10	31	0	116	12	0

JAMALIEL ROSADO (TORRES)**IF****Born:** San Juan, Puerto Rico, August 15, 2003; **Home:** Carolina, Puerto Rico**Bats:** Right; **Throws:** Right; **Height:** 6-3; **Weight:** 195**Obtained:** Signed as a free agent to a minor league contract, July 30, 2022

Was signed by Ruben Escalera.

Year	Club	AVG.	G	AB	R	H	2B	3B	HR	RBI	SH	SF	HP	BB	SO	SB	CS	OBP	SLG	E
2022	ACL A's (R)	.182	5	11	1	2	0	0	1	2	0	0	0	1	8	0	0	.250	.455	0
2023	ACL A's (R)	.167	22	60	14	10	0	2	0	3	0	0	1	14	31	1	0	.333	.233	4
Minor League Totals		.169	27	71	15	12	0	2	1	5	0	0	1	15	39	1	0	.322	.268	4

REYNALDO DE JESUS SAA (APONTE)**RHP****Born:** Upata, Venezuela, December 25, 2004; **Home:** Anzoategui, Venezuela**Bats:** Right; **Throws:** Right; **Height:** 5-11; **Weight:** 225**Obtained:** Signed as a free agent to a minor league contract, January 15, 2022

Year	Club	W	L	ERA	G	GS	CG	SHO	SV	IP	H	R	ER	HR	HB	BB	IBB	SO	WP	BK
2022	DSL A's (R)	5	2	1.37	16	2	0	0	0	26.1	11	12	4	1	2	9	1	25	5	1
2023	AZL A's (R)	0	0	22.09	6	2	0	0	0	3.2	6	11	9	0	1	12	0	5	5	0
Minor League Totals		5	2	3.90	22	4	0	0	0	30.0	17	23	13	1	3	21	1	30	10	1

DERECK WILLIAMS SALOM (MONTEZUMA)**IF****Born:** Caracas, Venezuela, February 22, 2001; **Home:** Guatire, Venezuela**Bats:** Right; **Throws:** Right; **Height:** 5-9; **Weight:** 182**Obtained:** Signed as a free agent to a minor league contract, July 3, 2017

Signed by Oswaldo Troconis.

Year	Club	AVG.	G	AB	R	H	2B	3B	HR	RBI	SH	SF	HP	BB	SO	SB	CS	OBP	SLG	E
2018	DSL A's (R)	.250	46	140	27	35	2	0	0	12	2	3	2	20	20	9	6	.345	.264	14
2019	DSL A's (R)	.198	41	126	17	25	5	0	0	5	3	1	1	23	25	5	2	.325	.238	10
2021	ACL A's (R)	.270	17	37	3	10	4	0	0	4	1	0	0	7	12	2	0	.386	.378	2
2022	ACL A's (R)	.221	30	95	10	21	1	2	0	7	3	1	1	10	17	1	2	.299	.274	4
	Stockton (A)	.226	23	84	8	19	3	0	0	8	1	1	2	9	13	1	2	.313	.262	6
2023	Stockton (A)	.212	74	255	37	54	9	1	1	25	0	6	3	48	60	1	1	.337	.267	17
Minor League Totals		.223	231	737	102	164	24	3	1	61	10	12	9	117	147	19	13	.331	.267	53

YEHIZON SANCHEZ (HERRERA)**RHP****Born:** La Romana, Dominican Republic, November 16, 2000; **Home:** La Romana, Dominican Republic**Bats:** Right; **Throws:** Right; **Height:** 6-2; **Weight:** 165**Obtained:** Signed as a free agent to a minor league contract, July 2, 2019

Signed by Juan De La Cruz...set career highs in innings (24.0) and strikeouts (30) in 2021.

Year	Club	W	L	ERA	G	GS	CG	SHO	SV	IP	H	R	ER	HR	HB	BB	IBB	SO	WP	BK
2019	DSL A's (R)	0	0	0.43	7	4	0	0	0	21.0	11	3	1	0	3	7	0	15	3	0
2021	ACL A's (R)	1	4	8.59	8	2	0	0	0	22.0	28	24	21	3	1	14	0	28	3	0
	Stockton (A)	0	0	2.25	1	1	0	0	0	4.0	3	1	1	0	0	4	0	2	1	0
2022	Stockton (A)	2	8	5.75	22	16	0	0	0	92.0	107	71	59	22	7	38	1	77	12	2
2023	ACL A's (R)	2	3	5.56	9	4	0	0	0	34.0	39	29	21	2	5	17	0	29	5	0
	Stockton (A)	1	8	15.53	13	5	0	0	0	26.2	48	47	46	9	5	19	0	26	5	1
	Lansing (A)	0	1	8.10	4	1	0	0	1	13.1	24	12	12	3	0	3	0	12	2	0
Minor League Totals		6	24	6.79	64	33	0	0	1	213.0	260	187	161	39	21	102	1	189	31	3

PEDRO MANUEL SANTOS (VAZQUEZ)

RHP

Born: Trinidad, Cuba, January 7, 2000; **Home:** Santo Domingo, Dominican Republic

Bats: Right; **Throws:** Right; **Height:** 6-4; **Weight:** 221

Obtained: Signed as a free agent to a minor league deal on October 17, 2018

Signed by Juan C. De La Cruz...made his full-season debut in 2021, setting career highs in games (21), innings (68.1) and strikeouts (87).

Year	Club	W	L	ERA	G	GS	CG	SHO	SV	IP	H	R	ER	HR	HB	BB	IBB	SO	WP	BK
2019	AZL A's (R)	2	3	4.60	15	11	0	0	0	43.0	45	27	22	0	6	34	0	49	11	2
2021	Stockton (A)	3	7	6.32	21	12	0	0	0	68.1	64	55	48	4	6	62	0	87	21	0
2022																				
2023	Stockton (A)	2	2	2.73	24	0	0	0	6	29.0	21	16	9	2	2	18	0	41	6	0
	Lansing (A)	0	2	3.86	15	0	0	0	4	21.0	15	14	9	2	2	17	1	31	6	0
	Minor League Totals	7	14	4.89	75	23	0	0	10	162.0	145	112	88	8	16	131	1	208	44	2

CARLOS MANUEL SARMIENTO (PEROZA)

LHP

Born: Gunare, Venezuela, August 19, 2003; **Home:** Guanare, Venezuela

Bats: Left; **Throws:** Left; **Height:** 5-11; **Weight:** 145

Obtained: Signed as a free agent to a minor league contract on August 19, 2019

Year	Club	W	L	ERA	G	GS	CG	SHO	SV	IP	H	R	ER	HR	HB	BB	IBB	SO	WP	BK
2021	DSL A's	1	1	3.94	10	2	0	0	0	32	31	18	14	2	0	14	0	23	3	1
2022	DSL A's	5	5	3.29	12	9	0	0	0	52.0	48	27	19	4	1	19	0	48	10	1
2023	ACL A's (R)	3	1	5.63	13	0	0	0	0	16.0	24	16	10	2	1	17	0	19	6	2
	Minor League Totals	9	7	3.87	35	11	0	0	0	100	103	61	43	8	2	50	0	90	19	4

TYRELL JAMES SCHOFIELD-SAM

IF

Goes by "T.J."

Born: Mississauga, Canada, June 20, 2001; **Home:** Brampton, Canada

Bats: Left; **Throws:** Right; **Height:** 6-1; **Weight:** 187

Obtained: Selected in the 12th round of the 2019 First-Year Player Draft

Signed out of North Park Secondary School by Matthew Higginson...was the No. 7-ranked Canadian prospect prior to the 2019 draft according to Baseball America...won the Bronze Medal with Canada's Junior National Team at the 2018 U18 Pan Am baseball championship...made his full-season debut in 2021 and set career highs in every major batting category.

Year	Club	AVG.	G	AB	R	H	2B	3B	HR	RBI	SH	SF	HP	BB	SO	SB	CS	OBP	SLG	E
2019	AZL A's (R)	.203	22	74	10	15	2	0	0	6	0	0	0	11	18	1	0	.306	.230	8
2021	Stockton (A)	.246	105	391	51	96	20	5	9	62	0	7	13	35	105	6	4	.323	.391	7
2022	Stockton (A)	.259	109	409	51	106	23	3	6	55	0	5	18	22	79	8	5	.322	.374	24
2023	Stockton (A)	.273	70	271	33	74	22	3	3	37	0	6	8	21	62	3	3	.337	.410	12
	Lansing (A)	.204	44	157	21	32	7	0	3	18	0	2	6	7	43	0	1	.262	.306	6
	Minor League Totals	.248	350	1302	166	323	74	11	21	178	0	20	45	96	307	18	13	.317	.370	57

NICHOLAS ANDREW SCHWARTZ

C

Goes by "Nick"

Born: Bethpage, New York, March 7, 2001; **Home:** Massapequa, New York

Bats: Right; **Throws:** Right; **Height:** 5-11; **Weight:** 190

Obtained: Signed as a free agent to a minor league contract on July 17, 2023

Batted .399 with 13 home runs, 71 RBI and a .490 on-base percentages in 57 games with Southern New Hampshire last year, earning 2nd Team All-America honors from the NCBWA and the A2CCA... hit .398 with 22 home runs, 116 RBI and a .491 on-base percentage in two seasons with the Penmen.

Year	Club	AVG.	G	AB	R	H	2B	3B	HR	RBI	SH	SF	HP	BB	SO	SB	CS	OBP	SLG	E
2023	ACL A's (R)	.588	6	17	5	10	0	0	1	4	0	0	1	3	2	0	0	.667	.765	0
	Las Vegas (AAA)	.167	2	6	1	1	1	0	0	1	1	0	0	1	1	0	0	.286	.333	1
	Minor League Totals	.478	8	23	6	11	1	0	1	5	1	0	1	4	3	0	0	.571	.652	1

JEFFREY JAMES SCHWARZ

C

Goes by "JJ"

Born: Palm Beach Gardens, Florida, March 28, 1996; **Home:** Palm Beach Gardens, Florida

Bats: Right; **Throws:** Right; **Height:** 6-2; **Weight:** 215

Obtained: Selected in the eighth round of the 2018 First-Year Player Draft

Signed out of the University of Florida by Trevor Schaffer...set career highs in all major counting categories in 2021.

Year	Club	AVG.	G	AB	R	H	2B	3B	HR	RBI	SH	SF	HP	BB	SO	SB	CS	OBP	SLG	E
2018	AZL A's (R)	.389	7	18	5	7	3	0	0	4	0	0	1	6	1	0	0	.560	.556	1
	Vermont (A)	.230	18	61	7	14	2	1	0	6	0	1	1	10	17	0	0	.342	.295	3
2019	Beloit (A)	.179	24	78	6	14	1	0	3	11	0	3	1	10	21	0	0	.272	.308	3
	Stockton (A)	.109	20	64	2	7	1	0	0	3	0	0	0	7	19	0	0	.197	.125	1
2021	Midland (AA)	.240	72	254	30	61	11	1	6	36	0	1	0	37	69	0	0	.336	.362	2
2022	Midland (AA)	.304	68	247	31	75	17	0	8	38	0	4	2	37	68	2	1	.393	.470	0
	Las Vegas (AAA)	.207	12	29	3	6	0	0	1	5	0	1	0	4	11	0	0	.294	.310	1
2023	Midland (AA)	.221	60	222	24	49	9	0	8	37	0	0	1	31	67	0	1	.319	.369	6
	Las Vegas (AAA)	.217	16	46	6	10	2	0	0	2	0	0	0	7	12	0	1	.321	.261	0
Minor League Totals		.238	297	1019	114	243	46	2	26	142	0	10	6	149	285	2	3	.336	.364	17

TZU-CHEN SHA

RHP

Born: Taipei, Taiwan, October 15, 2003; **Home:** New Taipei City, Taiwan

Bats: Right; **Throws:** Right; **Height:** 6-3; **Weight:** 169

Obtained: Signed as a non-drafted free agent, February 13, 2023

Year	Club	W	L	ERA	G	GS	CG	SHO	SV	IP	H	R	ER	HR	HB	BB	IBB	SO	WP	BK
2023	ACL A's (R)	2	3	4.01	7	0	0	0	0	24.2	28	12	11	2	0	3	0	38	4	1
	Stockton (A)	0	1	5.00	7	7	0	0	0	27.0	31	17	15	4	3	5	0	15	7	1
Minor League Totals		2	4	4.53	14	7	0	0	0	51.2	59	29	26	6	3	8	0	53	11	2

JESUS MANUEL SILVERIO (MARMOLEJOS)

RHP

Born: Puerto Plata, Dominican Republic, July 15, 2002; **Home:** Puerto Plata, Dominican Republic

Bats: Right; **Throws:** Right; **Height:** 6-2; **Weight:** 180

Obtained: Signed as a free agent to a minor league contract, July 2, 2019

Signed by Yendri Bachelor.

Year	Club	W	L	ERA	G	GS	CG	SHO	SV	IP	H	R	ER	HR	HB	BB	IBB	SO	WP	BK
2021	DSL A's (R)	0	0	2.57	2	1	0	0	0	7.0	4	2	2	0	2	2	0	8	3	3
	ACL A's (R)	0	1	3.48	4	3	0	0	0	10.1	11	8	4	0	3	8	0	7	4	0
2022		(Injured - Did Not Play)																		
2023	ACL A's (R)	1	3	5.65	12	2	0	0	0	36.0	38	29	23	6	5	27	0	29	5	4
Minor League Totals		1	4	4.83	18	6	0	0	0	54.0	53	39	29	6	10	37	0	44	12	7

WILL LANGLEY SIMPSON

OF

Born: Alexandria, Virginia, August 28, 2001; **Home:** Sammamish, Washington

Bats: Right; **Throws:** Right; **Height:** 6-4; **Weight:** 225

Obtained: Selected in the 15th round of the 2023 First-Year Player Draft

Batted .335 with 12 doubles, 18 home runs and 58 RBI last season for the University of Washington...his home runs led the Huskies and are the seventh most in a single season in program history...across four collegiate seasons, the outfielder hit .299 with 36 homers and 143 RBI.

Year	Club	AVG.	G	AB	R	H	2B	3B	HR	RBI	SH	SF	HP	BB	SO	SB	CS	OBP	SLG	E
2023	ACL A's (R)	.304	7	23	9	7	2	0	2	7	0	0	0	1	5	0	0	.333	.652	1
2023	Stockton (A)	.322	29	115	18	37	11	0	4	16	0	1	0	10	29	3	1	.373	.522	1
Minor League Totals		.319	36	138	27	44	13	0	6	23	0	1	0	11	34	3	1	.367	.543	2

ANDREW PATRICK SWIFT

IF

Goes by "Drew"

Born: Chandler, Arizona, February 15, 1999; **Home:** Chandler, Arizona

Bats: Right; **Throws:** Right; **Height:** 6-1; **Weight:** 165

Obtained: Selected in the eighth round of the 2021 First-Year Player Draft

Signed by Jeffrey Urlaub out of Arizona State University...led the team with a .365 average in 2020...overall, batted .277 with seven home runs and 89 RBI in 172 games over four collegiate seasons.

Year	Club	AVG.	G	AB	R	H	2B	3B	HR	RBI	SH	SF	HP	BB	SO	SB	CS	OBP	SLG	E
2021	ACL A's (R)	.000	2	4	2	0	0	0	0	0	0	0	1	1	2	0	0	.333	.000	0
	Lansing (A)	.174	32	92	18	16	5	0	1	5	2	1	2	21	34	12	1	.336	.261	1
2022	Lansing (A)	.253	59	221	38	56	8	1	1	16	0	1	4	30	61	21	2	.352	.312	4
2023	ACL A's (R)	.200	5	15	3	3	2	0	0	4	0	0	2	7	3	2	0	.500	.333	0
	Lansing (A)	.217	6	23	3	5	2	0	0	4	0	0	4	9	2	1	1	.333	.304	0
	Midland (AA)	.253	64	261	37	66	10	4	0	29	4	0	1	26	73	5	2	.323	.322	1
Minor League Totals		.237	168	616	101	146	27	5	2	58	6	2	10	89	182	42	6	.342	.307	6

COLBY GRANT THOMAS

OF

Born: Gainesville, Georgia, January 26, 2001; **Home:** Valdosta, Georgia

Bats: Right; **Throws:** Right; **Height:** 6-0; **Weight:** 190

Obtained: Selected in the third round of the 2022 First Year Player Draft

Was signed by Jemel Spearman...graduated from Valdosta HS (GA)...played collegiately at Mercer College...was a .292 career hitter in college with 35 doubles, three triples, 32 home runs, 100 RBI and 26 stolen bases across three seasons from 2020-22.

Year	Club	AVG.	G	AB	R	H	2B	3B	HR	RBI	SH	SF	HP	BB	SO	SB	CS	OBP	SLG	E	
2022																					
		(Injured — Did Not Play)																			
2023	Stockton (A)	.283	72	290	49	82	24	4	8	49	0	0	11	26	76	14	4	.364	.476	3	
	Lansing (A)	.290	54	217	38	63	15	2	10	33	1	2	4	11	70	11	2	.333	.516	2	
Minor League Totals		.286	126	507	87	145	39	6	18	82	1	2	15	37	146	25	6	.351	.493	5	

CAEDEN DIESEN TRENKLE

OF

Born: Hillsboro, Texas, June 29, 2001; **Home:** Hillsboro, Texas

Bats: Left; **Throws:** Left; **Height:** 5-10; **Weight:** 179

Obtained: Selected in the ninth round of the 2022 First-Year Player Draft

Signed out of Oklahoma State University by A's scout Fletcher Byrd...was an All-Big 12 honorable mention in 2021 after starting 50 games...posted a career .292/.405/.478 slashline for the Cowboys with 14 home runs and 91 RBI.

Year	Club	AVG.	G	AB	R	H	2B	3B	HR	RBI	SH	SF	HP	BB	SO	SB	CS	OBP	SLG	E
2022	ACL A's (R)	.333	2	6	1	2	0	0	0	1	0	0	0	0	3	0	0	.333	.333	0
	Stockton (A)	.304	27	115	20	35	3	3	1	15	1	2	1	11	31	5	3	.364	.409	0
2023	ACL A's (R)	.182	5	11	5	2	0	0	0	2	0	1	4	3	4	2	1	.474	.182	0
	Lansing (A)	.292	32	113	24	33	4	1	6	21	0	3	3	14	31	6	2	.376	.504	0
	Midland (AA)	.247	45	166	29	41	6	1	2	15	0	1	3	13	53	2	0	.311	.331	0
Minor League Totals		.275	111	411	79	113	13	5	9	54	1	7	11	41	122	15	6	.351	.397	0

YUNIOR TUR (POZO)

RHP

Born: La Habana, Cuba, August 9, 1999; **Home:** Santiago de Cuba, Cuba

Bats: Right; **Throws:** Right; **Height:** 6-6; **Weight:** 200

Obtained: Signed as a free agent to a minor league contract on May 8, 2023

Year	Club	W	L	ERA	G	GS	CG	SHO	SV	IP	H	R	ER	HR	HB	BB	IBB	SO	WP	BK
2023	ACL A's (R)	0	0	1.59	2	1	0	0	0	5.0	5	5	1	0	0	3	0	6	2	0
	Stockton (A)	2	2	6.82	19	0	0	0	0	31.2	39	28	24	5	2	21	0	47	4	0
Minor League Totals		2	2	6.03	21	1	0	0	0	37.0	44	33	25	5	2	24	0	53	6	0

COOPER STEVEN UHL

C

Born: Newport Beach, California, October 19, 1997; **Home:** Mission Viejo, California

Bats: Right; **Throws:** Right; **Height:** 5-10; **Weight:** 198

Obtained: Signed as a free agent to a minor league contract, June 29, 2020

Signed by Dillon Tung out of Loyola Marymount University...earned WCC Defensive Player of the Year honors as a sophomore...batted .254 with two home runs and 64 RBI in four college seasons.

Year	Club	AVG.	G	AB	R	H	2B	3B	HR	RBI	SH	SF	HP	BB	SO	SB	CS	OBP	SLG	E
2021	ACL A's (R)	.000	3	4	0	0	0	0	0	0	0	0	0	0	1	0	0	.000	.000	1
	Stockton (A)	.160	20	50	6	8	2	0	1	4	0	0	0	11	16	0	0	.311	.260	0
	Lansing (A)	.115	10	26	2	3	0	0	0	3	0	0	1	3	12	0	0	.233	.115	0
	Las Vegas (AAA)	.000	2	2	0	0	0	0	0	0	0	0	0	1	1	0	0	.333	.000	0
2022	Stockton (A)	.167	47	120	12	20	3	0	2	12	3	0	9	20	45	0	1	.329	.242	7
2023	Stockton (A)	.294	46	136	23	40	2	0	2	16	0	2	3	32	41	1	0	.434	.353	7
	Lansing (A)	.188	6	16	2	3	0	0	0	0	0	0	0	2	9	0	0	.278	.188	0
Minor League Totals		.209	137	354	45	74	7	0	5	35	3	2	13	69	125	1	1	.356	.271	15

SAHID VALENZUELA (CASTILLO)

IF

Born: Yuma, Arizona, September 16, 1997; **Home:** Somerton, Arizona

Bats: Both; **Throws:** Right; **Height:** 5-8; **Weight:** 185

Obtained: Selected in the 13th round of the 2019 First-Year Player Draft

Signed out of the Cal State Fullerton by Anthony Aliotti...did not play after signing in 2019 due to injury.

Year	Club	AVG.	G	AB	R	H	2B	3B	HR	RBI	SH	SF	HP	BB	SO	SB	CS	OBP	SLG	E
2021	Stockton (A)	.216	60	199	32	43	9	2	1	16	1	0	8	23	51	4	0	.322	.296	8
2022	Lansing (A)	.197	49	152	16	30	6	0	0	11	2	0	2	11	39	1	2	.261	.237	9
	Midland (AA)	.211	25	90	14	19	4	0	4	11	0	0	0	5	17	0	1	.253	.389	1
2023	Lansing (A)	.262	30	103	12	27	3	0	0	6	0	1	2	3	23	0	1	.294	.291	1
	Midland (AA)	.275	52	178	18	49	8	1	1	28	3	3	1	14	29	3	1	.327	.348	4
Minor League Totals		.233	216	722	92	168	30	3	6	72	6	4	13	56	159	8	5	.298	.307	23

JAKE MATTHEW WALKINSHAW

RHP

Born: Seymour, Connecticut, July 7, 1996; **Home:** Seymour, Connecticut

Bats: Right; **Throws:** Right; **Height:** 6-3; **Weight:** 205

Obtained: Selected in the 36th round of the 2019 First-Year Player Draft

Signed out of Southern New Hampshire University by Ronald Vaughn...earned First-Team D2CCA East All-Region and First-Team Northeast-10 All-Conference honors in 2019.

Year	Club	W	L	ERA	G	GS	CG	SHO	SV	IP	H	R	ER	HR	HB	BB	IBB	SO	WP	BK
2019	AZL A's (R)	2	0	3.28	18	0	0	0	1	24.2	26	11	9	1	1	4	0	29	6	0
2021	Stockton (A)	5	4	4.85	16	14	0	0	0	72.1	82	43	39	6	3	25	0	63	11	1
2022	ACL A's (R)	0	0	1.93	2	2	0	0	0	4.0	5	1	1	0	0	1	0	4	2	0
	Lansing (A)	3	1	3.83	9	8	0	0	0	40.0	37	18	17	5	1	11	1	43	3	0
	Las Vegas (AAA)	1	0	3.44	6	0	0	0	1	18.1	21	9	7	3	0	4	0	11	0	0
2023	Midland (AA)	1	3	5.94	8	6	0	0	0	33.0	37	26	22	7	0	13	0	23	0	0
Minor League Totals		12	8	4.42	59	30	0	0	2	193.0	208	108	95	22	5	58	1	173	22	1

JACOB WATTERS

RHP

Born: Rocky Gap, Virginia, March 3, 2001; **Home:** Rocky Gap, Virginia

Bats: Right; **Throws:** Right; **Height:** 6-4; **Weight:** 230

Obtained: Selected in the fourth round of the 2022 First Year Player Draft

Signed out of West Virginia University by A's scout Tripp Faulk...struck out 139 batters over 94 career innings...made 42 career appearances (12 starts).

Year	Club	W	L	ERA	G	GS	CG	SHO	SV	IP	H	R	ER	HR	HB	BB	IBB	SO	WP	BK
2022	ACL A's (R)	0	0	0.00	1	0	0	0	0	1.0	0	0	0	0	0	1	0	1	1	0
	Lansing (A)	0	0	0.00	2	2	0	0	0	3.0	1	1	0	0	1	3	0	2	1	0
2023	Lansing (A)	2	9	6.62	22	21	0	0	0	84.0	83	67	62	8	6	59	0	94	10	0
Minor League Totals		2	9	6.32	25	23	0	0	0	88.0	84	68	62	8	7	63	0	97	12	0

Goes by "Jack"

Born: Winston-Salem, North Carolina, October 8, 1997; **Home:** Belmont, Michigan

Bats: Right; **Throws:** Right; **Height:** 6-3; **Weight:** 220

Obtained: Selected in the 20th round of the 2019 First Year Player Draft

Signed out of the University of Michigan by Richard Sparks.

Year	Club	W	L	ERA	G	GS	CG	SHO	SV	IP	H	R	ER	HR	HB	BB	IBB	SO	WP	BK
2019	AZL A's (R)	0	1	3.00	11	1	0	0	4	15.0	7	6	5	0	1	10	0	28	7	0
2021	Lansing (A)	0	1	1.76	13	0	0	0	4	15.1	9	3	3	0	2	4	0	26	1	2
	Midland (AA)	4	0	4.58	28	0	0	0	1	37.1	37	20	19	5	1	32	1	48	9	0
2022	Midland (AA)	1	0	4.82	8	0	0	0	3	9	6	5	5	2	0	3	0	11	1	0
2023	ACL A's (R)	0	0	2.25	3	2	0	0	0	4	5	2	1	0	0	0	0	3	1	0
	Midland (AA)	0	2	3.78	13	1	0	0	1	16.2	11	7	7	1	0	11	0	18	2	0
Minor League Totals		5	4	3.69	76	4	0	0	13	97	75	43	40	8	4	60	1	134	21	2

JACK TANNER WINKLER

IF

Born: Littleton, Colorado, November 4, 1998; **Home:** Littleton, Colorado

Bats: Right; **Throws:** Right; **Height:** 6-2; **Weight:** 195

Obtained: Selected in the 10th round of the 2021 First-Year Player Draft

Signed by Troy Stewart...played collegiately at University of San Francisco...batted .276 with 14 home runs and 104 RBI in 673 at bats over four seasons.

Year	Club	AVG.	G	AB	R	H	2B	3B	HR	RBI	SH	SF	HP	BB	SO	SB	CS	OBP	SLG	E
2021	ACL A's (R)	.286	9	28	2	8	2	1	0	3	0	1	0	2	6	2	0	.323	.429	1
	Stockton (A)	.148	15	61	8	9	3	0	0	2	0	0	2	5	14	2	2	.235	.197	1
2022	Lansing (A)	.267	60	206	31	55	9	1	4	25	0	0	6	22	37	4	2	.355	.379	10
2023	Lansing (A)	.253	71	265	34	67	16	1	3	26	1	2	3	29	65	19	3	.331	.355	12
	Midland (AA)	.233	46	172	28	40	9	1	4	32	0	2	5	21	39	3	2	.330	.366	3
Minor League Totals		.245	201	732	103	179	39	4	11	88	1	5	16	79	161	30	9	.329	.354	27

JOSHWAN ABDIEL WRIGHT (PITTY)

IF

Born: Changuinola, Panama, November 9, 2000; **Home:** Changuinola, Panama

Bats: Right; **Throws:** Right; **Height:** 5-6; **Weight:** 196

Obtained: Signed as a free agent to a minor league deal on July 2, 2017

Signed by Juan Mosquera...made his full-season debut in 2021, setting career highs in all major counting categories.

Year	Club	AVG.	G	AB	R	H	2B	3B	HR	RBI	SH	SF	HP	BB	SO	SB	CS	OBP	SLG	E
2018	DSL A's (R)	.230	53	165	18	38	7	1	0	15	1	0	4	20	21	4	4	.328	.285	9
2019	AZL A's (R)	.330	50	191	37	63	9	4	0	37	0	4	3	17	25	4	2	.386	.419	11
2021	Stockton (A)	.243	84	317	45	77	17	1	5	46	3	2	7	29	64	5	2	.318	.350	9
2022	Lansing (A)	.274	81	274	30	75	13	4	1	22	1	2	2	17	46	5	3	.319	.361	11
2023	ACL A's (R)	.240	7	25	5	6	4	0	1	6	0	0	1	3	3	1	0	.345	.520	0
	Lansing (A)	.277	41	137	10	38	5	2	0	17	3	2	2	11	23	1	0	.336	.343	2
	Midland (AA)	.115	8	26	2	3	0	0	0	0	0	0	1	2	5	0	0	.207	.115	0
Minor League Totals		.264	324	1135	147	300	55	12	7	143	8	10	20	99	187	20	11	.331	.352	42

Born: Hilo, Hawaii, November 9, 2000; **Home:** Hilo, Hawaii

Bats: Right; **Throws:** Right; **Height:** 5-9; **Weight:** 155

Obtained: Signed as a free agent to a minor league deal on July 17, 2023

Hit .404 with six home runs, 29 RBI, 23 stolen bases and a .500 on-base percentage for Hawaii Hilo last year... had a .367 average, six home runs, 94 RBI, 74 stolen bases and a .426 on-base percentage in 167 games over five seasons with the Vulcans and is the schools career leader in runs (147), hits (240) and doubles (49) and stolen bases.

Year	Club	AVG.	G	AB	R	H	2B	3B	HR	RBI	SH	SF	HP	BB	SO	SB	CS	OBP	SLG	E
2023	ACL A's (R)	.400	3	5	3	2	0	0	0	0	0	0	0	3	0	0	0	.625	.400	0
	Lansing (A)	.667	3	9	0	6	1	0	0	1	0	0	1	2	1	3	0	.750	.778	0
	Midland (AA)	.194	11	31	7	6	1	0	0	4	0	0	2	2	5	1	1	.286	.226	1
	Minor League Totals	.311	17	45	10	14	2	0	0	5	0	0	3	7	6	4	1	.436	.356	1

CHEN ZHONG-AO ZHUANG

Born: Taipei, Taiwan, August 25, 2000; **Home:** Hualien, Taiwan

Bats: Right; **Throws:** Right; **Height:** 6-1; **Weight:** 190

Obtained: Signed as a free agent to a minor league contract, November 24, 2021

Was signed by Adam Hislop.

Year	Club	W	L	ERA	G	GS	CG	SHO	SV	IP	H	R	ER	HR	HB	BB	IBB	SO	WP	BK
2022	Stockton (A)	0	4	4.71	8	8	0	0	0	42.0	46	35	22	9	2	9	0	43	0	1
2023					(Injured - Did Not Play)															
	Minor League Totals	0	4	4.71	8	8	0	0	0	42.0	46	35	22	9	2	9	0	43	0	1

ORGANIZATIONAL PLAYER AND PITCHER OF THE YEAR

- | | |
|-----------------------------------|---|
| 1995 Steve Cox, Derek Manning | 2010 Grant Green, Ian Krol |
| 1996 D.T. Cromer, Willie Adams | 2011 Michael Choice/Jermaine Mitchell, Graham Godfrey |
| 1997 Ben Grieve, Brad Rigby | 2012 Miles Head, A.J. Griffin/Dan Straily |
| 1998 Eric Chavez, Jay Witasick | 2013 Anthony Aliotti, Sonny Gray |
| 1999 Adam Piatt, Tim Hudson | 2014 Dan Robertson/Matt Olson, Seth Streich |
| 2000 Jose Ortiz, Barry Zito | 2015 Chad Pinder, Ryan Dull |
| 2001 Esteban German, Mario Ramos | 2016 Ryon Healy, Daniel Mengden |
| 2002 Graham Koonce, Rich Harden | 2017 Matt Olson, A.J. Puk |
| 2003 Graham Koonce, Rich Harden | 2018 Ramón Laureano, Jesús Luzardo |
| 2004 Dan Johnson, Jairo Garcia | 2019 Seth Brown, Daulton Jefferies |
| 2005 Andre Ethier, Dallas Braden | 2020 No minor league season |
| 2006 Jeff Baisley, Jason Windsor | 2021 Nick Allen, Colin Peluse |
| 2007 Daric Barton, Trevor Cahill | 2022 Tyler Soderstrom, Hogan Harris |
| 2008 Chris Carter, Trevor Cahill | 2023 Zack Gelof, Joey Estes |
| 2009 Chris Carter, Pedro Figueroa | |

2023 DRAFT PICKS

Rd	Name	Pos	Year	School	Hometown	B/T	Ht	Wt
1	Jacob Wilson	INF	JR	Grand Canyon Univ.	Thousand Oaks, CA	R/R	6-3	190
CB-A	Myles Naylor	INF	HS	St. Joan of Arc SS	Mississauga, ON	R/R	6-2	195
2	Ryan Lasko	OF	JR	Rutgers University	Jackson, NJ	R/R	6-0	190
3	Steven Echavarria	RHP	HS	Millburn HS	Millburn, NJ	R/R	6-1	180
4	Cole Miller	RHP	HS	Newbury Park HS	Newbury Park, CA	R/R	6-6	226
5	Nathan Dettmer	RHP	JR	Texas A&M	Dallas, TX	R/R	6-4	230
6	Jonah Cox	OF	JR	Oral Roberts	Thornton, CO	R/R	6-3	200
7	Nate Nankil	OF	JR	Cal State Fullerton	San Diego, CA	R/R	6-3	191
8	Jackson Finley	RHP	SR	Georgia Tech	Richmond Hills, GA	R/R	6-4	222
9	Corey Avant	RHP	JR	Wingate University	Monroe, NC	R/R	6-4	225
10	Tom Reisinger	RHP	JR	E. Stroudsburg Univ.	Kulpmont, PA	R/R	6-3	215
11	Drew Conover	RHP	JR	Rutgers	Pittstown, NJ	R/R	6-5	185
12	Cole Conn	C	JR	U. of Illinois at Chicago	St. Charles, IL	S/R	6-0	165
13	Will Johnston	LHP	SR	Texas A&M	Roanoke, TX	L/L	6-3	215
14	Luke Mann	INF	SR	Missouri	St. Louis, MO	L/R	6-2	218
15	Will Simpson	OF	SR	Washington	Sammamish, WA	R/R	6-4	225
16	Ryan Brown	RHP	SR	Oregon State	Salem, OR	R/R	6-2	219
17	Colby Halter	INF	JR	Florida	Jacksonville, FL	L/R	6-1	205
18	Derrick Tarpley Jr.	OF	HS	Brownsville Area HS	Brownsville, PA	R/R	6-4	185
19	Derek Salata	RHP	SR	Illinois State	Lake Forest, IL	R/R	6-3	210
20	Diego Barrera	LHP	Grad	Loyola Marymount	Chino Hills, CA	L/L	6-0	165

Bold indicates players signed

A'S FIRST ROUND DRAFT PICKS

1965 Rick Monday, OF	1986 Scott Hemond, C	2003 Brad Sullivan, RHP
1966 Reggie Jackson, OF	1987 Lee Tinsley, OF	Brian Snyder, 3B (11)
1967 Brian Bickerton, LHP	1988 Stan Royer, 3B	2004 Landon Powell, C (12)
1968 Pete Broberg, RHP*	1989 None (3)	Richie Robnett, OF
1969 Dan Stanhouse, RHP/SS	1990 Todd Van Poppel, RHP (4)	2005 Cliff Pennington, SS
1970 Dan Ford, OF	Don Peters, RHP	2006 None (13)
1971 William Daniels, RHP	1991 Brent Gates, SS	2007 James Simmons, RHP
1972 Chet Lemon, SS	1992 Benji Grigsby, RHP	2008 Jemile Weeks, 2B
1973 Randy Scarbery, RHP	1993 John Wasdin, RHP	2009 Grant Green, SS
1974 Jerry Johnson, C*	1994 Ben Grieve, OF	2010 Michael Choice, OF
1975 Bruce Robinson, C	1995 Ariel Prieto, RHP	2011 Sonny Gray, RHP
1976 Mike Sullivan, RHP*	1996 Eric Chavez, SS	2012 Addison Russell, SS
1977 Craig Harris, RHP	1997 Chris Enochs, RHP	2013 Billy McKinney, OF
1978 Mike Morgan, RHP	Eric DuBose, LHP (5)	2014 Matt Chapman, 3B
Tim Conroy, LHP (1)	1998 Mark Mulder, LHP	2015 Richie Martin, SS
1979 Juan Bustabad, INF*	1999 Barry Zito, LHP	2016 A.J. Puk, LHP
1980 Mike King, LHP	2000 None (6)	2017 Austin Beck, CF
1981 Tim Pyznarski, 3B	2001 Bobby Crosby, SS	2018 Kyle Murray, CF
1982 None (2)	Jeremy Bonderman, RHP (7)	2019 Logan Davidson, SS
1983 Stan Hilton, RHP	2002 Nick Swisher, OF (8)	2020 Tyler Soderstrom, C
1984 Mark McGwire, 1B	Joe Blanton, RHP (9)	2021 Max Muncy, SS
1985 Walt Weiss, SS	John McCurdy, SS	2022 Daniel Susac, C
	Ben Fritz, RHP (10)	2023 Jacob Wilson, SS

* Did not sign with A's

- (1) Compensation for the loss of free agent Mike Jorgensen
- (2) Choice to Boston as compensation for Joe Rudi
- (3) Choice to Seattle as compensation for Mike Moore
- (4) Compensation for the loss of free agent Dave Parker
- (5) Compensation for the loss of free agent Mike Bordick
- (6) Choice to Anaheim as compensation for Mike Magnante
- (7) Compensation for the loss of free agent Kevin Appier
- (8) Compensation for the loss of free agent Johnny Damon
- (9) Compensation for the loss of free agent Jason Giambi
- (10) Compensation for the loss of free agent Jason Isringhausen
- (11) Compensation for the loss of free agent Ray Durham
- (12) Compensation for the loss of free agent Keith Foulke
- (13) Choice to Washington as compensation for Estaban Loaiza