

**RICKEY
24**

**2025 ATHLETICS
Media Guide**



2025 SEASON SCHEDULE

	SUN	MON	TUE	WED	THU	FRI	SAT
MARCH/APRIL	23	24	25	26	27 SEA 7:10PM	28 SEA 6:40PM	29 SEA 6:40PM
	30 SEA 1:10PM	31 CHC 7:05PM	1 CHC 7:05PM	2 CHC 12:35PM	3	4 COL 1:10PM	5 COL 5:10PM
	6 COL 12:10PM	7 SD 7:05PM	8 SD 7:05PM	9 SD 12:35PM	10	11 NYM 7:05PM	12 NYM 1:05PM
	13 NYM 1:05PM	14	15 CWS 4:40PM	16 CWS 4:40PM	17 CWS 11:10AM	18 MIL 5:10PM	19 MIL 4:10PM
	20 MIL 11:10AM	21	22 TEX 7:05PM	23 TEX 7:05PM	24 TEX 7:05PM	25 CWS 7:05PM	26 CWS 1:05PM
	27 CWS 1:05PM	28 TEX 5:05PM	29 TEX 5:05PM	30 TEX 5:05PM			

	SUN	MON	TUE	WED	THU	FRI	SAT
MAY						1 TEX 11:35AM	2 MIA 4:10PM
	4 MIA 10:40AM	5 SEA 7:05PM	6 SEA 7:05PM	7 SEA 12:35PM	8	9 NYY 7:05PM	10 NYY 1:05PM
	11 NYY 1:05PM	12	13 LAD 7:10PM	14 LAD 7:10PM	15 LAD 7:10PM	16 SF 7:15PM	17 SF 6:05PM
	18 SF 1:05PM	19 LAA 7:05PM	20 LAA 7:05PM	21 LAA 7:05PM	22 LAA 12:35PM	23 PHI 7:05PM	24 PHI 7:05PM
	25 PHI 1:05PM	26	27 HOU 5:10PM	28 HOU 11:10AM	29 TOR 4:07PM	30 TOR 4:07PM	31 TOR 12:07PM

	SUN	MON	TUE	WED	THU	FRI	SAT
JUNE	1 TOR 10:37AM	2 MIN 7:05PM	3 MIN 7:05PM	4 MIN 7:05PM	5 MIN 12:35PM	6 BAL 7:05PM	7 BAL 10:35PM
	8 BAL 1:05PM	9 LAA 6:38PM	10 LAA 6:38PM	11 LAA 1:07PM	12	13 KC 5:10PM	14 KC 1:10PM
	15 KC 11:10AM	16 HOU 7:05PM	17 HOU 7:05PM	18 HOU 7:05PM	19 HOU 7:05PM	20 CLE 7:05PM	21 CLE 7:05PM
	22 CLE 1:05PM	23	24 DET 3:40PM	25 DET 3:40PM	26 DET 10:10AM	27 NYY 4:05PM	28 NYY 10:05AM
	29 NYY 10:35AM	30 TB 4:35PM					

	SUN	MON	TUE	WED	THU	FRI	SAT
JULY			1 TB 4:05PM	2 TB 9:10PM	3	4 SF 7:05PM	5 SF 7:05PM
	6 SF 7:05PM	7	8 ATL 7:05PM	9 ATL 7:05PM	10 ATL 6:05PM	11 TOR 7:05PM	12 TOR 7:05PM
	13 TOR 1:05PM	14	15 ASG 1:05PM	16	17	18 CLE 4:10PM	19 CLE 4:10PM
	20 CLE 10:40AM	21 TEX 5:05PM	22 TEX 5:05PM	23 TEX 5:05PM	24 HOU 5:10PM	25 HOU 5:10PM	26 HOU 4:10PM
	27 HOU 11:10AM	28 SEA 7:05PM	29 SEA 7:05PM	30 SEA 7:05PM	31		

	SUN	MON	TUE	WED	THU	FRI	SAT
AUGUST						1 AZ 7:05PM	2 AZ 7:05PM
	3 AZ 1:05PM	4	5 WSH 3:45PM	6 WSH 3:45PM	7 WSH 9:05AM	8 BAL 4:05PM	9 BAL 4:05PM
	10 BAL 10:35AM	11 TB 7:05PM	12 TB 7:05PM	13 TB 7:05PM	14	15 LAA 7:05PM	16 LAA 7:05PM
	17 LAA 1:05PM	18	19 MIN 4:40PM	20 MIN 4:40PM	21 MIN 10:10AM	22 SEA 7:10PM	23 SEA 6:40PM
	24 SEA 1:10PM	25 DET 7:05PM	26 DET 7:05PM	27 DET 7:05PM	28	29 TEX 7:05PM	30 TEX 7:05PM
	31 TEX 1:05PM						

	SUN	MON	TUE	WED	THU	FRI	SAT
SEPTEMBER		1 STL 11:55AM	2 STL 4:45PM	3 STL 4:45PM	4	5 LAA 8:38PM	6 LAA 8:38PM
	7 LAA 1:07PM	8 BOS 7:05PM	9 BOS 7:05PM	10 BOS 12:35PM	11	12 CIN 7:05PM	13 CIN 7:05PM
	14 CIN 1:05PM	15	16 BOS 3:45PM	17 BOS 3:45PM	18 BOS 10:35AM	19 PIT 3:40PM	20 PIT 3:40PM
	21 PIT 10:35AM	22	23 HOU 7:05PM	24 HOU 7:05PM	25 HOU 12:35PM	26 KC 7:05PM	27 KC 7:05PM
	28 KC 12:05PM	29	30				

HOME
 AWAY

 FIREWORKS

Games/times subject to change
All game times in PT





FRONT OFFICE

Following his playing career, Rickey Henderson returned to the A's as Special Assistant to the President and was a roving on-field instructor.



Rickey Henderson
December 25, 1958 – December 20, 2024

Rickey Henderson is one of the greatest baseball players of all time. His on-field accomplishments speak for themselves, and his records will forever stand atop baseball history. He was undoubtedly the most legendary player in Oakland history and made an indelible mark on generations of A's fans over his 14 seasons wearing the Green and Gold.

For those who knew him personally, Rickey was much more than a franchise icon and a Baseball Hall of Famer. He was a friend and mentor to every player, coach, and employee who passed through the Oakland Coliseum or played a game on the field that came to bear his name.

His loss will be felt not only by A's fans but also by baseball fans around the world.

Rickey Henderson Bio and Career Highlights

Raised in Oakland and drafted by the A's, Rickey Henderson went on to become the greatest player in Oakland A's history and one of the greatest leadoff hitters of all time. He played 14 of his 25 seasons in an Oakland uniform and is baseball's all-time leader in stolen bases (1,406) and runs scored (2,295). Henderson was inducted into the Hall of Fame in 2009 and had his number 24 retired by the A's that year.

While playing for the A's in 1990, Henderson earned the American League Most Valuable Player award after batting .325 and leading the league in runs (119), stolen bases (65) and on-base percentage (.439). He was a 10-time All-Star, including six times with the A's (1980, 82-84, 90-91), and won World Series with Oakland in 1989 and Toronto in 1993.

Henderson had four stints with the A's, making his Major League debut in 1979 and breaking Lou Brock's single-season stolen base record with 130 in 1982. He spent four and one-half seasons with the Yankees from 1985-89 before returning to Oakland in June of 1989 to fuel the A's run to a World Series win over the Giants. Rickey broke Brock's career stolen base record on May 1, 1991, with his 939th career steal, against his former team, the Yankees. He was dealt to Toronto at the trading deadline in 1993, won a World Series with the Blue Jays, and then returned to Oakland as a free agent, playing two more seasons in the Green and Gold in 1994-95. His final stint with the A's came in 1998 when he led the league in stolen bases for the 12th time, swiping 66 bases at the age of 39.

Henderson played for nine teams in his 25-year career, including the A's (1979-84, 89-93, 94-95, 98), Yankees (1985-89), Blue Jays (1993), Padres (1996-97, 2001), Angels (1997), Mets (1999-2000), Mariners (2000), Red Sox (2002) and Dodgers (2003).

He is the A's all-time leader in runs (1270), walks (1227) and stolen bases (867) and holds the Oakland records for games (1704), at bats (6140), runs, hits (1768), doubles (289), triples (41), walks, total bases (2640) and on-base percentage (.409).

Following his playing career, Henderson served as a roving on-field instructor for the A's and, starting in 2018, Special Assistant to the President, where he assisted the A's President in promoting the Oakland Athletics brand. The playing surface at the Coliseum was renamed Rickey Henderson Field on Opening Day in 2017.

CAREER HIGHLIGHTS

- Inducted into the Hall of Fame in 2009
- 1990 American League MVP
- 10-time All-Star
- MLB career leader for stolen bases (1,406), runs scored (2,295) and leadoff home runs (81)
- MLB single-season stolen base record (130 in 1982)
- World Series Champion in 1989 and 1993

MAJOR LEAGUE RECORD

	AVG.	G	AB	R	H	2B	3B	HR	RBI	SH	SF	HP	BB	SO	SB	CS	OBP	SLG	E
TOTALS	.279	3081	10961	2295	3055	510	66	297	1115	30	67	98	2190	1694	1406	335	.401	.419	141
with Oakland	.288	1704	6140	1270	1768	289	41	167	648	22	37	55	1227	915	867	219	.409	.430	78
Postseason	.284	60	222	47	63	12	4	5	20	0	1	2	37	32	33	5	.389	.441	-

TABLE OF CONTENTS

FRONT OFFICE

In Memory.....	2
Table of Contents.....	4
Staff Directory.....	6
Front Office Profiles.....	10
Baseball Operations.....	12
Sports Medicine Staff.....	20
Medical Consultants.....	22
Clubhouse and Staff.....	23
Business Operations.....	25
Front Office Staff.....	28

2025 ATHLETICS

Manager and Coaches.....	34
The Players.....	45
Roster.....	294

2024 SEASON IN REVIEW

Season in Review.....	300
Batting and Pitching Statistics.....	306
Fielding Statistics.....	307
Day-By-Day Results.....	309
Wild Card Day-By-Day.....	312
Club Statistics.....	313
Highs and Lows.....	313
Pinch Hitting Statistics.....	315
Designated Hitting Statistics.....	315
Batting with RISP.....	316
Batting with the Bases Loaded.....	316
Miscellaneous Stats.....	317
Player Transactions.....	317
Spring Training Results.....	320
Final Spring Training Statistics.....	321

RECORDS

Athletics Year-By-Year.....	324
Athletics vs. the American League.....	326
Athletics vs. the National League.....	328
Athletics in Divisional Play.....	329
Athletics Month-by-Month.....	330
Athletics Franchise Records.....	332
Athletics Career Batting Leaders.....	340
Athletics Career Pitching Leaders.....	341
Athletics Season Batting Leaders.....	342
Athletics Season Pitching Leaders.....	343
Athletics Year-By-Year Batting.....	344
Athletics Year-By-Year Pitching.....	346
Athletics Year-By-Year Fielding.....	348
Athletics Year-By-Year Batting Leaders.....	350
Athletics Year-By-Year Pitching Leaders.....	357
Athletics Home Run History.....	362
Athletics Streaks.....	366
Athletics Low-Hit Games.....	367
Athletics Career Games Played By Position.....	369
Athletics Steals of Home.....	369
Athletics Doubleheaders.....	369
Athletics Triple Plays.....	370

Athletics Homestands and Road Trips.....	371
Longest Games in Athletics History.....	372
Game Times.....	372
High Scoring Games in Athletics History.....	373
Biggest Comebacks and Blown Leads.....	373
The Last Time It Happened.....	374

HISTORY

Athletics History.....	378
Notable Performances & Award Winners.....	380
Athletics in the National Baseball Hall of Fame.....	384
Athletics Hall of Fame.....	385
Athletics at the All-Star Break.....	392
Athletics All-Star Game Selections.....	393
Athletics in Season Openers.....	394
Athletics Opening Day Lineups.....	396
The Championship Years.....	401
All-Time Postseason Results.....	406
Postseason Team Totals.....	410
Wild Card Series Records.....	412
Division Series Records.....	414
League Championship Series Records.....	416
World Series Records.....	418
Postseason Records.....	420
Postseason Career Leaders.....	422
Postseason Single Game Bests.....	423
Postseason Series Year-By-Year Recap.....	424
Athletics All-Time Roster.....	462
Athletics Coaches.....	471
Most Recent Trades With Each Team.....	472

OPPONENTS

Baltimore Orioles.....	474
Boston Red Sox.....	475
Chicago White Sox.....	476
Cleveland Guardians.....	477
Detroit Tigers.....	478
Houston Astros.....	479
Kansas City Royals.....	480
Los Angeles Angels.....	481
Minnesota Twins.....	482
New York Yankees.....	483
Seattle Mariners.....	484
Tampa Bay Rays.....	485
Texas Rangers.....	486
Toronto Blue Jays.....	487
Arizona Diamondbacks.....	488
Atlanta Braves.....	489
Chicago Cubs.....	490
Cincinnati Reds.....	491
Colorado Rockies.....	492
Los Angeles Dodgers.....	493
Miami Marlins.....	494
Milwaukee Brewers.....	495
New York Mets.....	496
Philadelphia Phillies.....	497
Pittsburgh Pirates.....	498
St. Louis Cardinals.....	499

San Diego Padres.....	500
San Francisco Giants.....	501
Washington Nationals.....	502

PLAYER DEVELOPMENT

Athletics Minor League Affiliates.....	504
Recent Athletics Affiliates.....	505
Athletics Scouting Assignments.....	506
Minor League Field Staff.....	506
Las Vegas Aviators Staff.....	513
Midland RockHounds Staff.....	516
Lansing Lugnuts Staff.....	518
Stockton Ports Staff.....	520
Arizona A's Staff.....	522
Minor League Schedules.....	526
Minor League Statistics.....	527
Organizational Leaders.....	534
Organizational Standings.....	535
Organizational Players.....	536
2024 Draft Picks.....	568

MISCELLANEOUS

A's New Ballpark in Las Vegas.....	570
Sutter Health Park.....	571
Athletics Previous Home Ballparks.....	572
Athletics Year-by-Year Attendance.....	574
Athletics On The Air.....	576
A's Broadcasts.....	579
Athletics Broadcast History.....	580
Spring Training Information.....	582
Spring Training Schedule.....	582
Cactus League Spring Training Records.....	583
The A's Elephant.....	584

INDEX TO SELECTED FILLERS

20-Game Winners, A's Recent.....	338	No Home Runs, A's Consecutive Innings.....	339
All or Nothing.....	25	Non-Roster Invitees, Recent to play for the A's.....	184
All-Star Game Selections, A's Most.....	392	No Walks, A's Consecutive Innings.....	339
All-Stars, Athletics Youngest and Oldest.....	471	Opening Day, A's Most Consecutive Starts.....	396
At a glance, A's.....	308	Opening Day, A's Most Starts.....	396
Baseball in Sacramento.....	52	Opening Day, A's Most Starts by Position.....	396
Batters and Pitchers of the Month, A's Minor League.....	521	Opening Day, A's Oldest Starters.....	398
Batters and Pitchers of the Week, A's Minor League.....	525	Opening Day, A's Youngest Starters.....	398
Built, How the A's Were.....	298	Philadelphia Athletic, The Last.....	405
Clinching Dates, A's in Divisional Play Era.....	356	Plate Appearances without a Strikeout, A's Consec.....	337
Coaching Assignments, A's Recent.....	42	Player and Pitcher of the Year, A's Organizational.....	526
Coaching Staff, Most Years on A's.....	37	Position Players Who Have Pitched, A's Recent.....	157
Contract Status, A's.....	226	Postseason All-Stars, A's Minor League.....	535
Cycle, Athletics who have hit for the.....	337	Postseason Bests.....	380
Day/Night Doubleheaders, A's Most Recent.....	370	Presidents, A's.....	10
Designated Hitter Rule.....	233	Quickest Games, A's Recent.....	372
Directory, MLB.....	485	Radio Network, A's.....	579
Ejections, A's Recent.....	376	Relief Pitcher Effectiveness.....	152
First Round Draft Picks, A's.....	568	Retired Numbers, Athletics.....	465
Five-Hit Games, A's Most Recent.....	336	Rookie Rule.....	291
Franchise Facts.....	11	Runs in an Inning, A's Most.....	333
Games Played, A's Consecutive.....	335	Save Rule.....	198
Hitless At Bats, A's Consecutive.....	336	Saves, A's Consecutive.....	338
Home Night Games, A's Most.....	72	Scoreless Innings, A's Consecutive.....	334
Home Rainouts, A's Recent.....	367	Scout of the Year, Dick Bogard.....	506
Homerless At Bats, A's Consecutive.....	337	Shortened Home Games, A's Recent.....	328
Homerless Innings, A's Consecutive.....	335	Spring Training before Arizona.....	583
Home Run Derby Participants, Athletics.....	466	Spring Training Rivals.....	583
Home Runs, A's Milestone.....	362	Starts in the Batting Order.....	222
Injured List, A's.....	303	Stolen Bases, A's Consecutive.....	338
Lasts by A's Pitchers.....	361	Strikeouts, Athletics Milestone.....	362
Leaders by City, A's Career.....	341	Sutter Health Park Quick Facts.....	571
Leaders by City, A's Season.....	343	Temperature, Warmest Game Time.....	61
Managers, Athletics.....	35	Two-City Athletics.....	469
Milestones Within Reach.....	193	Virtual Press Box, Athletics.....	32
Monthly Bests, A's.....	472	Winning Streak, Athletics 20-Game.....	409



ATHLETICS

Sutter Health Park
400 Ballpark Drive
West Sacramento, CA 95691
athletics.com

STAFF DIRECTORY

EXECUTIVES

Managing Partner, Board Member	John Fisher
Interim President, Board Member	Sandy Dean
Senior Advisor to the Managing Partner	Billy Beane
Chairman Emeritus	Lew Wolff
Board Member	Bill Gurtin
Board Member	Keith Wolff

Office of the President

Special Assistant to the President	Dennis Eckersley
Special Assistant to the President	Rollie Fingers
Chief of Staff	Miguel Duarte
Manager, Special Assistant & Investor Relations	Curtis Wigginton
Director, Alumni and Family Relations	Detra Paige
Senior Manager, Alumni and Family Relations	Melissa Guzman

BASEBALL OPERATIONS

General Manager	David Forst
Assistant General Manager, Major League & International Operations	Dan Feinstein
Assistant General Manager/Director of Player Personnel	Billy Owens
Assistant General Manager, Baseball Development and Technology	Rob Naberhaus
Special Assistant to General Manager	Grady Fuson
Special Assistant to General Manager	Chris Pittaro
Special Assistant to Baseball Operations	Scott Hatteberg
Director of Baseball Administration	Pamela Pitts
Director of Team Travel	Mickey Morabito
Director, Research and Analytics	Ben Lowry
Assistant Director, Scouting and Baseball Operations	Haley Alvarez
Assistant Director, Baseball Operations	Greg Ledford
Senior Manager, Baseball Development	Andrew Gibson
Manager, Major League Strategy & Development	Myles Mensah
Coordinator, Baseball Operations	Fallan Groth

Major League Coaching Staff

Manager	Mark Kotsay
Coaches . . . Mike Aldrete, Darren Bush, Chris Cron, Bobby Crosby, Scott Emerson, Ramon Hernández, Dan Hubbs, Marcus Jensen, Eric Martins	
Bullpen Catchers	Dustin Hughes, Christian Molfetta

Clubhouse

Director, Clubhouse & Equipment Operations	Matt Weiss
Visiting Clubhouse Manager	Mike Thalblum
Manager, Clubhouse & Equipment Operations	Brian Davis
Assistant Director, Clubhouse & Equipment Operations	Michael Clavin
Video Coordinator	Adam Rhoden
Clubhouse Staff & Umpires Attendant	Chad Yaconetti
Clubhouse Assistant	Shawn Rixter

Medical Staff

Senior Director of Sports Medicine and Performance	Brian Schulman
Head Athletic Trainer	Jeff Collins
Assistant Athletic Trainers	Nate Brooks, Elliot Diehl
Head Strength and Conditioning Coach	Josh Cuffe
Assistant Strength and Conditioning Coach	JD Howell
Major League Massage Therapist	Ozzie Lyles
Lead Sport Scientist and Biomechanist	Ethan Stewart
Biomechanist	Nick Meyer
Sport Science Analyst	Kai Franke
Head Team Physician, Orthopedic Surgeon	Dr. Michael T Freehill
Team Physicians, Orthopedists	Dr. Hunter Greene, Dr. Sean Robinson, Dr. Adam Brooks
Head Team Internist	Dr. Grant Wang
Arizona Orthopedic Surgeon	Dr. Doug Freedberg
Arizona Team Internist	Dr. Fred Dicke
Doctor Emeritus, Internal Medicine Consultant	Dr. Allan Pont

Scouting

Director of Scouting	Eric Kubota
Director, International Scouting	Steve Sharpe
Professional Scouts	Shooty Babitt, Jeff Bittiger, Grant Brittain, Dan Freed, Tim Huff, Will Schock, Steve Springer, Tom Thomas, Mike Ziegler
West Coast Supervisor	Scott Kidd
Midwest Supervisors	Mark Adair, Armann Brown
East Coast Supervisor	Marc Sauer
Master Pitching Scout	John Hughes
Area Scouts	Anthony Aliotti, Neil Avent, Fletcher Byrd, Jim Coffman, Ruben Escalera, Tripp Faulk, Julio Franco, Ryan Graves, Matt Higginson, John Mesagno, Kelcey Mucker, Trevor Schaffer, Rich Sparks, Jemel Spearman, Troy Stewart, Dillon Tung, Jeff Urlaub, Ron Vaughn, Duane Wilson
Special Assistant to Scouting Department	Derek Valenzuela
Advanced Scouting Analyst	Jacob Samuels
Dominican Republic Scouting Supervisor	Fernando Encarnacion
Venezuela Scouting Supervisor	Argenis Paez
Latin American Scouting Supervisor	Juan Mosquera
Pacific Rim Coordinator	Adam Hislop
Australia Scout	Dan Betreen
Colombia Scouts	Tito Quintero, Oswaldo Garcia
Dominican Republic Scouts	Yendri Bachelor, Juan Carlos De La Cruz, Wilfredo Magallanes, Hector Pineda, Amaury Reyes, Jose De Jesus (Video)
Europe Scout	Clemens Cichocki
Japan Scout	Toshiyuki Tomizuka
Mexico Scout	Javier Agelvis
South Korea Scout	Lewis Kim
Venezuela Scouts	Andri Garcia, Kevin Garcia, Luis Osorio, Carlos Paez, Jose Torres (Barradas)

Player Development

Director of Player Development	Ed Sprague
Special Assistant to Player Development	Dave Stewart
Director of Minor League Operations	Manny Colón
Director of Latin American Operations	Raymond Abreu
Assistant Director, Minor League Operations	Nancy Moriuchi
Assistant Director, Minor League Operations, Equipment and Clubhouse Operations	Thomas Miller
Coordinator of Player Development, Latin America	Veronica Alvarez
Coordinator, Minor League Operations	Luis Victoria
Minor League Hitting Coordinator	Jim Eppard
Minor League Assistant Hitting Coordinator	Todd Takayoshi
Minor League Infield Coordinator	Juan Navarrete
Hitting Development Coach	Lloyd Turner
Minor League Pitching Coordinator	Mike McFerran
Minor League Pitching Coordinator Assistant	Craig Lefferts
Pitching Development Coach	Bronswell Patrick
Minor League Pitching Rehab Coordinators	Bryan Corey, John Foster
Minor League Catching Coordinator	Gabe Ortiz
Roving Coach	Franklin Font
Roving Instructor	Alex Hugo
Instructor	Lisa Norrie
Minor League Medical Coordinator	Nick Voelker

Minor League Athletic Training Coordinator	Javier Alvidrez
Minor League Rehab Coordinator	Adam Devery
Minor League Physical Therapist	Brittany Bildeau
Minor League Sport Performance Coordinator	Matt Mosiman
Minor League Assistant Sport Performance Coordinator	Nathaniel Penaranda
Minor League Sport Performance Rehab Coordinator	Derek Clovis
Minor League Technology and Development Manager	Ed Gitliz
Minor League Technology and Development Coordinator	Reid Collins
Player Development Analyst	Grace Boyce
Junior Data Engineer	Pierce Renio
Senior Coordinator of Educational and Cultural Programs	Kelvin Todd
Coordinator of Educational and Cultural Programs	Leslie Flores
Senior Facility Manager, Arizona	James Gibson
Assistants, Arizona Clubhouse Operations	Alex Haas, Austin Travis, Ari Vieira
Major League and Minor League Coordinator of EAP Services	Ben Strack
Coordinator, Medical Services	Samantha Risley
Assistant Minor League Coordinator of EAP Services	Rosa Ruales, Jay Tatum
Interpreter, Taiwanese	Valen Chen, I Sung
Interpreter, Japanese	Ric Ohara
Office Administrator	Beth Kohler
Arizona Head Groundskeeper	Chad Huss
Arizona Assistant Groundskeeper	Greg Hofer

Minor League Coaching Staff

Managers	Fran Riordan (LV), Gregorio Petit (MID), Darryl Kennedy (LAN), Javier Godard (STK), Tim Esmay (ACL), Wilkin Castillo (DSL)
Pitching Coaches	Paul Abbott (LV), Don Schulze (LV) Javy Guerra (MID), Dave Burba (LAN), Jim Gott (STK), Gabriel Ozuna (ACL), Rick Rodriguez (ACL), David Brito (DSL), Pedro Figueroa (DSL)
Hitting Coaches	Brian McAm (LV), Juan Dilone (MID), Ruben Escalera (LAN), Ron Witmeyer (STK), Mike Benjamin (ACL), Radhame Perez (ACL), Adam Rosales (ACL), Kevin Riggs (DSL), Alex Valdez (DSL) Jose Vicente (DSL)
Assistant Hitting Coaches	Kevin Kouzmanoff (LV), Gunnar Buhner (MID), Cooper Goldby (LAN), Luis Baez (STK)
Coaches	Craig Conklin (ACL), Carlos Casimiro (DSL), Manny Garcia (DSL)
Athletic Trainers	Dave Comeau (LV), Jacob Routhier (LV), Eric Fasth (MID), Rachel Purcell (MID), Noah Huff (LAN)
Assistant Trainer	Audyanna Merrick (STK), Yen-Po Wang (ACL), Rakhsoon Sung (ACL), Emily Matlock (ACL), Harry Wu (DSL)
Sport Performance Coaches	Steven Thayer (LV), Jake Kistaitis (MID), Jonathan Christensen (LAN), Haley Marquardt (STK)
Assistant Sport Performance Coach	Eduardo Valle Rivera (ACL), Max Huberman (DSL)
Bullpen Catcher	Tomy Arias (DSL)
Minor League Video Assistant	Sam Given (LV), Cameron Spaulding (MID), Cade Walker (LAN), Kevin Wilson (STK), Jackson Royal (ACL)
Home Clubhouse Manager	Hayden Stamm (MID), Vic Zapien (STK)

MARKETING AND COMMUNICATIONS

Vice President, Marketing and Communications	Catherine Aker
--	----------------

Communications

Senior Director, Communications	Mark Ling
Baseball Information Manager	Mike Selleck
Senior Manager, Baseball Communications	Olivia Hummer
Coordinator, Baseball Communications	Greg Korn
Senior Coordinator, Social Media	Meleina McCann

Advertising

Senior Director, Marketing	Vittorio DeBartolo
Manager, Marketing	Parker Preston
Senior Graphic Designer	Kristin Shum

Broadcast Operations

Coordinating Producer, Broadcasting	D'Aulaire Louwrese
Multimedia Producer	Cody Elias
Coordinator, Broadcasting and Media Content	Ray Jensen
Senior Broadcast Producer and Host	Chris Townsend
Team Announcers	Ken Korach, Jenny Cavnar, Chris Caray, Dallas Braden, Johnny Doskow
Multimedia Reporter	Jessica Kleinschmidt
Spring Training Radio Engineer	Kevin Curran

Ballpark Entertainment & Video Content

Executive Producer, Ballpark Entertainment	Justin Marshall
Public Address Announcer	Amelia Schimmel
Mascot	Stomper

SALES AND BUSINESS OPERATIONS

Vice President, Sales & Business Operations	Steve Fanelli
---	---------------

Business Analytics

Senior Director, Business Analytics	Mark Bashuk
Director, Ticket Solutions	Austin Redman
Senior Business Operations Analyst	Kelsey Moeller

Ticket Sales

Senior Director, Ticket Sales	Josh Feinberg
-------------------------------	---------------

Spring Training Operations

Director, Spring Training Operations	Joe Pun
Spring Training Operations Coordinators	Matt Mussoni, Simon Siggins-Bell

Ticket Operations

Senior Director, Ticket and Premium Operations	Josh Ziegenbusch
--	------------------

Partnerships

Senior Director, Corporate Partnerships	Greg Rieber
Senior Coordinator, Partnership Marketing	Savannah Fried

STADIUM OPERATIONS

Vice President, Stadium Operations	David Rinetti
Senior Director, Stadium Operations	Paul LaVeau
Director, Security	Jason Silva
Senior Manager, Team Security	Pete Espinoza

LEGAL

Chief Legal Officer	D'Lonra Ellis
Deputy General Counsel	Rhean Fajardo
Associate General Counsel	Stephen Wilson
Risk Manager	Marla Perez

Information Technology

Senior Systems Engineer	Joshua Wilson
Senior Engineer, Multimedia Services	Charlie Magaña
Business System Analyst	Alex Erskine

FINANCE

Vice President of Finance	Matthew Causey
Controller	Thomas Hicks
Senior Director, Finance	Kasey Jarcik
Senior Manager, Payroll	Rose Dancil
Senior Payroll Specialist	Desiree Powers
Manager, Accounting	Bettina David
GL Accountant	Carlos Hidalgo
Senior Financial Analyst	Ameela Li
Staff Accountant	Marvin Hernandez

PEOPLE OPERATIONS

Vice President, People Operations	Adam Scoggan
-----------------------------------	--------------

People Operations

Director, People Operations	Lauren Cracraft-Capenhurst
Senior People Operations Business Partner, Baseball Operations	Eric Jordan
Senior Coordinator, People Operations	J'ley Fagalar

Office Services

Coordinator, Office Services	Ezekiel Holman
------------------------------	----------------

BALLPARK DEVELOPMENT

Vice President, Ballpark Development	Ross Bowen
--------------------------------------	------------

FRONT OFFICE PROFILES

SANDY DEAN

President

Sandy Dean was named interim president of the Athletics on January 1, 2025.

Dean has been part of the A's ownership group since 2005, serving as an advisor and providing strategic guidance that has influenced key decisions for the organization. He has also been actively involved in the plans to develop the team's new ballpark, and has led aspects of the effort in Las Vegas.

Having worked in finance and investing for most of his career, he began his tenure at Sansome Partners in 1997, making investments on behalf of the Fisher family outside of Gap Inc. His experience includes leading their investment in forest products, overseeing real estate, managing private investments in various businesses, and working with a fund that invests in public companies with a long-term investment horizon.

Raised outside of Albany, New York, and Trumbull, Connecticut, Dean earned a degree in electrical engineering from Duke University and an MBA from the Graduate School of Business at Stanford University.

Dean has served on the boards of several nonprofit organizations, and currently serves as the chairperson of the endowment trust for Boys & Girls Clubs of San Francisco.



A'S PRESIDENTS

President	Years	President	Years	President	Years
Ben Shibe	1901-21	Charles O. Finley	1961-80	Michael Crowley	1998-2016
Tom Shibe	1922-35	Roy Eisenhardt	1981-86	David Kaval	2017-2024
John Shibe	1936	Walter J. Haas	1990-92	Sandy Dean	2025-
Connie Mack	1937-54	Sandy Alderson	1993-95; 1997-98		
Arnold Johnson	1955-60	Steve Schott	1996		

BILLY BEANE

Senior Advisor to the Managing Partner

Billy Beane enters his third season as Senior Advisor to the Managing Partner after running the Club's baseball operations since 1997. He spent 18 seasons as General Manager followed by a seven-year stint as Executive Vice President of Baseball Operations.

Under his watch, the A's compiled a 2072-1874 (.525) record over 25 seasons including seven American League West titles (2000; 2002-03; 2006; 2012-13, 2020) and four AL Wild Card spots (2001; 2014; 2018; 2019).

Beane received MLB's inaugural Executive of the Year award in 2018 and was named Major League Executive of the Year by Baseball America two times (2002; 2013) and The Sporting News Executive of the Year three times (1999; 2012; 2018). He also earned MLB.com's Greatness in Baseball Yearly (GIBBY) Award as the 2012 MLB Executive of the Year and the 2012 Legacy Awards' Rube Foster Award as AL Executive of the Year, presented by the Negro League Baseball Museum.

A native of San Diego, Calif., Beane attended Mt. Carmel High School and UC San Diego, where he studied economics. Billy and his wife, Tara, reside in Danville, Calif., with their twins, Brayden and Tinsley. His daughter, Casey, is a graduate of Kenyon (Ohio) College.



DENNIS ECKERSLEY

Special Assistant to the President

Dennis Eckersley enters his eighth season as Special Assistant to the President. In this role, Eckersley assists in promoting the Athletics brand.

Eckersley pitched 24 seasons in the majors and had 197 wins, 100 complete games and 390 saves in a Hall of Fame. By the time he joined the A's, he had already pitched 12 seasons in the majors, logging a 151-128 record and a 3.67 ERA in 376 games, including 359 starts, with Cleveland, Boston and Chicago (NL). He tossed a no-hitter with the Indians on May 30, 1977, won 20 games for the Red Sox in 1978, and was a two-time All-Star as a starter. Eckersley joined the A's in 1987 and by the time his nine seasons in Oakland were over, he had redefined the role of closer, saving 320 games. He was a four-time All-Star with the A's and won both the American League MVP and Cy Young Awards in 1992 when he saved a career-high 51 games.

Eckersley also spent two seasons in St. Louis and finished his career with 50 games for Boston in 1998. Following his playing career, he joined NESN as a studio analyst in 2003 before moving to the broadcast booth, where he called Red Sox games from 2009-22



ROLLIE FINGERS

Special Assistant to the President

Rollie Fingers enters his eighth season as Special Assistant to the President. In this role, Fingers assists in promoting the Athletics brand.

Fingers began his 17-year Hall of Fame career with the Oakland A's in 1968 and spent nine seasons in the Green and Gold. He saved 341 games in his career, including 136 as an Athletic, and was a seven-time All-Star. Fingers led the National League in saves from 1977-78 with San Diego and topped the American League in saves when he was named AL Most Valuable Player after saving 28 games and compiling a 1.04 ERA for Milwaukee. He was a three-time World Champion with the A's from 1972-74, earning World Series MVP honors in 1974 when he had two saves and a win against the Dodgers.

Fingers had his number 34 retired on July 5, 1993 and was an inductee in the inaugural class of the A's Hall of Fame in 2018.



FRANCHISE FACTS

All-Time Record.....	9329-9859	West Division Championships.....	17
Philadelphia.....	3886-4248	Wild Card Championships.....	4
Kansas City.....	829-1224	Most Valuable Players.....	11
Oakland.....	4614-4387	Cy Young Award Winners.....	5
World Championships.....	9	Rookies of the Year.....	8
Philadelphia.....	5	Managers of the Year.....	4
Oakland.....	4	Hall of Famers.....	17
American League Championships.....	15		
Philadelphia.....	9		
Oakland.....	6		

DAVID FORST

General Manager



David Forst begins his 26th season with the Athletics and his third as the organization's head of baseball operations. Forst enters his 10th season as General Manager after being appointed to the position on Oct. 5, 2015. The A's have made 11 postseason appearances since Forst joined the organization in 2000, including six times in the last 12 seasons.

The A's 11 postseason appearances since Forst's arrival in the 2000 season are tied with Boston for sixth most among all Major League teams, trailing only New York-AL (20), St. Louis (16), Los Angeles-NL (16), Atlanta (16), and Houston (12).

In the nine seasons since Forst was appointed General Manager, A's players have won 13 player of the week awards, five pitcher of the month awards, four reliever of the month awards, two rookie of the month awards, six gold gloves, two platinum gloves, one Silver Slugger award, one home run title, one reliever of the year award, and one outstanding designated hitter award.

Forst runs all of the Club's baseball operations, including player acquisitions, contract negotiations and player evaluations, as well as overseeing all other day-to-day operations. Prior to his promotion, Forst spent 12 seasons as assistant general manager after serving as an assistant to the general manager and coordinator of professional scouting.

The 48-year-old Forst graduated Cum Laude from Harvard University in 1998 with a Bachelor of Arts degree in sociology. He played baseball for the Crimson for four seasons and earned third team All-America honors as a senior in 1998 when he finished the season hitting .406 with a 1.061 OPS including five home runs, 12 steals, and nine walks. He also played for the Springfield (Ill.) Capitals of the Frontier League in 1998 and 1999 where he combined to hit .288 in 147 career games.

A native of Encino, Calif., Forst resides in Berkeley, Calif., with his wife, Rebe, son, Judah, and daughter, Sasha.

TRADES MADE IN THE DAVID FORST ERA

(Includes trades since he was named General Manager on Oct. 5, 2015)

2015

- Nov. 20 Liam Hendriks acquired from Toronto for Jesse Chavez.
- Nov. 25 Jed Lowrie acquired from Houston for minor leaguer Brendan McCurry.
- Dec. 2 Yonder Alonso and Marc Rzepczynski acquired from San Diego for Drew Pomeranz, Jose Torres and a player to be named later (Jabari Blash).
- Dec. 8 Evan Scribner traded to Seattle for minor leaguer Trey Cochran-Gill.
- Dec. 9 J.B. Wendelken and minor leaguer Zack Erwin acquired from the Chicago White Sox for Brett Lawrie.

2016

- Feb. 12 Khris Davis acquired from Milwaukee for minor leaguers Bubba Derby and Jacob Nottingham.
- Feb. 25 Chris Coghlan acquired from the Chicago Cubs for Aaron Brooks.
- June 9 Chris Coghlan traded to the Chicago Cubs for Arismendy Alcantara.
- July 30 Billy Burns traded to the Kansas City Royals for Brett Eibner.
- Aug. 1 Rich Hill and Josh Reddick traded to the Los Angeles Dodgers for Jharel Cotton, Frankie Montas and minor leaguer Grant Holmes.
- Aug. 25 Marc Rzepczynski and cash traded to Washington for minor leaguer Max Schrock.

- Aug. 31 Coco Crisp and cash traded to Cleveland for minor leaguer Colt Hynes.
- Nov. 12 Paul Blackburn acquired from Seattle for Danny Valencia.

2017

- Jan. 26 Dillon Overton traded to Seattle for minor leaguer Jason Goldstein.
- July 16 Sean Doolittle and Ryan Madson traded to Washington for Blake Treinen and minor leaguers Sheldon Neuse and Jesus Luzardo.
- July 31 Sonny Gray traded to the New York Yankees with \$1.5 million international bonus slot cash in exchange for Dustin Fowler, Jorge Mateo and minor leaguer James Kaprielian; Adam Rosales traded to Arizona for minor leaguer Jeferson Mejia.
- August 6 Yonder Alonso traded to Seattle for Boog Powell.
- August 15 Chris Hatcher acquired from the Los Angeles Dodgers for \$500,000 international slot money.
- August 23 Rajai Davis traded to Boston for minor league outfielder Rafael Rincones.
- Nov. 15 Ryon Healy traded to Seattle for Emilio Pagan and minor leaguer Alexander Campos.
- Nov. 22 Jaycob Brugman traded to Baltimore for a player to be named later (minor leaguer Jake Bray on Dec. 19).
- Dec. 11 Joey Wendle traded to Tampa Bay for a player to be named later (minor leaguer Jonah Heim on Dec. 19).

Dec. 14 Stephen Piscotty acquired from St. Louis for Yairo Muñoz and minor leaguer Max Schrock.

2018

Jan. 29 Ryan Buchter, Brandon Moss and cash acquired from Kansas City for Jesse Hahn and Heath Fillmyer.

March 31 Josh Lucas acquired from St. Louis for minor league pitcher Casey Meisner.

April 19 Trayce Thompson traded to the Chicago White Sox for cash or a player to be named later.

April 25 Wilmer Font acquired from the Los Angeles Dodgers for minor league pitcher Logan Salow.

May 25 Wilmer Font traded to Tampa Bay for minor league pitcher Peter Bayer.

July 21 Jeurys Familia acquired from the New York Mets for minor leaguers Bobby Wahl and Will Toffey and \$1,000,000 international slot money.

Aug. 5 Shawn Kelley and cash considerations acquired from Washington for international slot money.

Aug. 6 Mike Fiers acquired from the Detroit Tigers for two players to be named later (minor league pitchers Nolan Blackwood on Aug. 6 and Logan Shore on Sept. 19).

Aug. 9 Fernando Rodney acquired from the Minnesota Twins for minor leaguer Dakota Chalmers.

Aug. 31 Cory Gearrin acquired from Texas for minor league pitchers Abdiel Mendoza and Teodoro Ortega.

Sept. 3 Aaron Brooks acquired from Milwaukee for cash considerations.

Nov. 20 Tanner Anderson acquired from Pittsburgh for a player to be named later (minor leaguer Wilkin Ramos on Dec. 1).

Dec. 21 Acquired Jurickson Profar from Texas in a three-team trade in which the A's sent minor leaguer Eli White and international bonus slot cash to Texas and pitcher Emilio Pagán and the A's Competitive Balance Round A pick in the 2019 First-Year Player Draft to Tampa Bay; Rangers sent minor leaguer Rollie Lacy to the Rays and Tampa Bay sent minor leaguers Kyle Bird, Brock Burke and Yoel Espinal to Texas.

2019

March 27 Kendrys Morales and cash considerations acquired from the Toronto Blue Jays for minor league infielder Jesus Lopez and international slot money.

May 14 Kendrys Morales and cash traded to the New York Yankees for a player to be named later or cash considerations.

July 14 Homer Bailey acquired from Kansas City for minor leaguer Kevin Merrell.

July 27 Jake Diekman acquired from the Kansas City Royals for minor league pitcher Ismael Aquino and minor league outfielder Dairon Blanco.

July 31 Tanner Roark and cash considerations acquired from the Cincinnati Reds for minor league outfielder Jameson Hannah.

Nov. 23 Jharel Cotton traded to the Chicago Cubs for cash considerations.

Dec. 2 Austin Allen and a player to be named later (minor leaguer Buddy Reed on Dec. 12) acquired from the San Diego Padres for Jurickson Profar.

Dec. 12 Vimalael Machin acquired from the Philadelphia Phillies in exchange for cash considerations.

2020

Jan. 13 Tony Kemp acquired from the Chicago Cubs for minor leaguer Alfonso Rivas.

Feb. 15 Burch Smith acquired from the San Francisco Giants for cash considerations.

June 30 Jorge Mateo traded to the San Diego Padres for a player to be named later (minor leaguer Junior Perez on Nov. 5).

Aug. 28 Tommy La Stella acquired from the Los Angeles Angels for Franklin Barreto.

Aug. 31 Mike Minor and cash acquired from the Texas Rangers for two players to be named later (minor leaguers Dustin Harris and Marcus Smith on Sept. 18) and international slot money.

2021

Jan. 14 Nik Turley acquired from the Pittsburgh Pirates for cash considerations

Jan. 30 Cole Irvin acquired from the Philadelphia Phillies for cash considerations

Feb. 6 Elvis Andrus, Aramis Garcia and cash acquired from the Texas Rangers for Khris Davis, Jonah Heim and minor leaguer Dane Acker

Feb. 12 Adam Kolarek and minor leaguer Cody Thomas acquired from the Los Angeles Dodgers for Sheldon Neuse and minor leaguer Gus Varland

Feb. 24 Dustin Fowler traded to the Pittsburgh Pirates for cash considerations

May 5 Skye Bolt acquired from the San Francisco Giants for cash considerations

July 26 Andrew Chafin acquired from the Chicago Cubs with cash considerations for Greg Deichmann and minor leaguer Daniel Palencia

July 28 Starling Marte acquired from the Miami Marlins with cash considerations for Jesús Luzardo

July 30 Yan Gomes and Josh Harrison acquired from the Washington Nationals with cash for minor leaguers Richard Guasch, Drew Millas and Seth Shuman

Nov. 19 Brent Honeywell acquired from the Tampa Bay Rays for cash considerations

2022

Mar. 12 Adam Oller and minor leaguer J.T. Ginn acquired from the New York Mets for Chris Bassitt

Mar. 14 Cristian Pache and minor leaguers Ryan Cusick, Joey Estes and Shea Langeliers acquired from the Atlanta Braves for Matt Olson

Mar. 16 Zach Logue, Kevin Smith, Kirby Sneed and minor leaguer Gunnar Hoglund acquired from the Toronto Blue Jays for Matt Chapman

April 3 Sean Manaea and minor leaguer Aaron Holiday traded to the San Diego Padres for Adrian Martinez and minor leaguer Euribiel Angeles

July 9 Christian Bethancourt traded to the Tampa Bay Rays for minor leaguers Christian Fernandez and Cal Stevenson

Aug. 1 Frankie Montas and Lou Trivino traded to the New York Yankees for Luis Medina, JP Sears, minor leaguer Cooper Bowman and minor league Ken Waldichuk

Dec. 6 Chad Smith acquired from the Colorado Rockies for minor leaguer Jeff Criswell

Dec. 12 Kyle Muller, Manny Piña, Freddy Tarnok and minor leaguer Royber Salinas acquired from Atlanta and Estuary Ruiz acquired from Milwaukee as part of a three-team, nine-player deal in which the A's traded Sean Murphy to Atlanta and Joel Payamps to Milwaukee and the Atlanta sent William Contreras and minor leaguer Justin Yeager to Milwaukee; Vimalael Machin designated for assignment

Dec. 15 Yonny Hernandez traded to the Los Angeles Dodgers for cash considerations

2023

Jan. 26 Cole Irvin and minor leaguer Kyle Virbitsky traded to the Baltimore Orioles for minor leaguer Darell Her-naiz

Feb. 11 JJ Bleday acquired from the Miami Marlins for A.J. Puk

Mar. 29 Billy Sullivan acquired from the Philadelphia Phillies for Cristian Pache

April 19 Cal Stevenson traded to the San Francisco Giants for cash considerations

April 23 Sam Long acquired from the San Francisco Giants for cash considerations

July 19 Shintaro Fujinami traded to the Baltimore Orioles for minor league pitcher Easton Lucas

July 31 Sam Moll traded to the Cincinnati Reds for minor league pitcher Joe Boyle; Jace Peterson traded to the Arizona Diamondbacks for minor league pitcher Chad Patrick

Nov. 15 Abraham Toro acquired from the Milwaukee Brewers for minor league pitcher Chad Patrick

2024

Feb. 2 Ross Stripling and cash acquired from the San Francisco Giants for minor league outfielder Jonah Cox

Feb. 6 Jonah Bride traded to the Miami Marlins for cash considerations

April 6 Alex Speas acquired from the Chicago White Sox for cash considerations

May 16 Brandon Bielak acquired from the Houston Astros for cash considerations

June 23 J.D. Davis and cash considerations traded to the New York Yankees for minor leaguer Jordan Gro-shans

July 30 Lucas Erceg traded to the Kansas City Royals for Will Klein and minor leaguers Mason Barnett and Jared Dickey; Paul Blackburn traded to the New York Mets for minor leaguer Kade Morris

Oct. 31 Daz Cameron traded to the Baltimore Orioles for cash considerations

Nov. 11 Minor leaguer Jared Johnson acquired from the Atlanta Braves for Nick Allen

Dec. 14 Jeffrey Springs and Jacob Lopez acquired from Tampa Bay for Joe Boyle, minor leaguers Jacob Waters and Will Simpson, and the A's 2025 competitive balance round A pick

2025

Jan. 21 Will Klein traded to the Seattle Mariners for international slot money

Jan. 30 Jhonny Paredes acquired from the Miami Marlins for cash considerations

DAN FEINSTEIN

Assistant General Manager, Major League and International Operations

Dan Feinstein enters his 10th season as assistant general manager, major league and international operations and 24th overall in the Athletics organization. He was promoted to assistant general manager after four years as director of professional scouting/baseball development. Feinstein's primary role is to assist David Forst in all aspects of baseball operations, including roster construction, contract negotiations, arbitration, trade analysis and the interpretation of MLB rules.

In addition, he oversees the A's international scouting efforts in Latin America, Asia and Europe, as well as the team's professional scouting staff.

This is Feinstein's second stint with the A's, having previously served in a variety of capacities from 1994-2004, including the role of assistant, amateur scouting and video coordinator. He spent the 2005 season as coordinator, baseball operations for the Los Angeles Dodgers and was director, baseball operations for the Tampa Bay Rays for six seasons from 2006-11 prior to rejoining the A's in 2012.

A native of Lafayette, Calif., he attended UC Davis and earned a degree in Medieval European History. Feinstein resides in Lafayette with his wife, Meghan, and two children, Will (14) and Charlotte (9).



BILLY OWENS

Assistant General Manager/Director of Player Personnel

Billy Owens begins his 27th season with the Athletics and his 10th as assistant general manager/director of player personnel. He was promoted to the position after spending the previous 12 seasons as director of player personnel. Owens' responsibilities include providing input and recommendations for potential trades and free agent signings, along with evaluation in the area of amateur scouting.

Prior to moving into a front office position, Owens spent five seasons as a hitting coach in the A's minor league system, with stops at Southern Oregon (1999), Vancouver (2000-01) and



Arizona (2002-03). In addition to his coaching duties, Owens also assumed scouting responsibilities as an area scout and was promoted to East Coast Scouting Coordinator in 2003.

A third round pick (72nd overall) by the Baltimore Orioles in the 1992 June Draft, Owens played seven seasons of minor league ball with the Baltimore (1992-96) and Houston organizations (1997-98) before joining the A's as an area scout.

A native of San Jose, Calif., Owens attended the University of Arizona, where he played both baseball and football. He was a football, basketball and baseball standout at Bellarmine College Preparatory and is a member of the school's hall of fame. Billy O makes his off-season home in Scottsdale, Ariz.

ROB NABERHAUS

Assistant General Manager, Baseball Development and Technology

Rob Naberhaus is entering his 13th year with the Athletics and third as assistant general manager, baseball development and technology. In this role, he oversees all aspects of the data and technology development within baseball operations.

Naberhaus previously served as architect, then director of baseball systems from 2012-19, and senior director, baseball development and technology from 2020-21, and continues to oversee the design and creation of all analytics tools used by baseball operations. Prior to joining the A's, Rob spent four years with the Tampa Bay Rays in their baseball systems department. He had previously worked in IT consulting with Accenture from 2004-08.

A graduate of the University of Nebraska-Lincoln, Naberhaus resides in Scottsdale, Ariz., with his wife, Erin, and son, Gareth.



ERIC KUBOTA

Director of Scouting

Eric Kubota is in his 40th season with the Athletics organization and his 24th as director of scouting.

Kubota has overseen the club's last 23 drafts that have produced dozens of players who have risen to the major leagues with various clubs, including current A's Seth Brown (2015), Hogan Harris (2018), Lawrence Butler (2018), Max Schuemann (2018), Kyle McCann (2019), Tyler Soderstrom (2020), Mason Miller (2021), Zack Gelof (2021), Grant Holman (2021), and Jacob Wilson (2023).

In January 2014, Kubota was honored as Scout of the Year by the Santa Clara County Hot Stove Committee and in 2022 he was named the Scout of the Year by the Scout of the Year Foundation.

Prior to assuming his current position, Kubota served as the club's supervisor of international scouting for three seasons, overseeing the scouting staff and player evaluations in the Dominican Republic and Venezuela.

Kubota, 60, began his baseball career in June of 1984 while he was an undergraduate at the University of California, Berkeley, spending the better part of six seasons working in the A's media relations department. In November of 1989, he joined the baseball operations staff as an assistant director of scouting, handling daily administrative duties of the scouting department, including preparation work for the Rule 4, Rule 5 and June drafts, compiling the team's prospect book and preparing statistical information.

He was elevated to Pacific Rim coordinator in November of 1996, where he acted as a liaison between the A's and Asian baseball teams in addition to his scouting duties in Northern California and Hawaii.

Eric graduated from Cal in 1986 with a bachelor of arts degree in political science. He and his wife, Karen, have two children.



ED SPRAGUE

Director of Player Development

Entering his 10th season with the A's, 2025 will be Sprague's sixth season as director of player development after serving as assistant director of player development & coordinator of on-field analytics to director of player development during the 2019 season. He previously served the A's as instruction coordinator from 2016-18. He oversees the development and evaluation of players throughout the A's farm system, which consistently ranks among the best in the game. He also coordinates field instruction for the entire minor league system.

Sprague previously served as head coach at the University of Pacific from 2004-15, during which his teams posted an overall record of 250-406. During his tenure, 21 of his players were selected in the Major League Baseball Draft, with multiple players currently active in the professional ranks. He guided Pacific to one of the best seasons in program history in 2010, finishing with a 31-23 overall record that included a new program record of 31 victories over Division I opponents. In addition to his on-field success, he spearheaded the campaign to build an on-campus home field for the Tigers, with Klein Family Field opening on April 18, 2006.

While a student-athlete at Stanford, the baseball program won back-to-back national titles in 1987 & 1988, and he was a member of Team USA Baseball that won an Olympic Gold Medal in Seoul in 1988. After being drafted by Toronto in the first round of the 1988 draft out of Stanford, Sprague played 11 years in the Major Leagues with the Blue Jays, A's, Pirates, Padres, Red Sox and Mariners. He was an integral part of the Blue Jays teams that won back-to-back World Series in 1992-93 and was named a National League All-Star in 1999 with the Pirates. Sprague and his wife Kristen reside in Lodi, Calif. They have four children: daughters Payton and Paris, and sons Jed and John.




DAVE STEWART

Special Assistant to Player Development

Athletics Hall of Famer Dave Stewart begins his first season as the A's special assistant to player development. In this role, Stewart will assist director of player development Ed Sprague in addition to other members of the baseball operations department.

During Stewart's 16-year career, he spent eight seasons with the green and gold. He made one All-Star team (1989), won three World Series championships (1981, 1989, & 1993), two ALCS MVP awards (1990 & 1993), one World Series MVP (1989), and was awarded the Roberto Clemente Humanitarian Award in 1990. Stewart was inducted into the Athletics' inaugural Hall of Fame in 2018 and his number 34 is retired by the club.

Born in Oakland and a graduate of St. Elizabeth High School, he spent six seasons in the Majors with three teams before breaking through with the A's. He joined the A's in 1986 and won 20 games in four consecutive seasons from 1987 to 1990. The big-game pitcher went 8-3 with a 2.22 ERA in 14 Postseason starts, including two wins in the 1989 World Series when he earned MVP honors in the A's sweep of the Giants.



MANNY COLÓN

Director of Minor League Operations

Manny Colón enters his fourth year as Director of Minor League Operations for the A's. In this role, he oversees all minor league logistics including the team's facility in Mesa, Ariz., as well as the Club's relationships with its minor league affiliates.

Prior to joining the A's, Manny spent 19 seasons with the Miami Marlins, most recently as Director of Team Travel. He joined the Marlins in 2002 as a marketing intern before eventually working his way up to the role of Manager of Player Development & International Operations prior to being promoted to travel director in 2010.

A graduate of the University of Tennessee at Martin, Colón also has a master's in sport administration from St. Thomas University in Miami, Fla. He has been an adjunct professor and



guest lecturer at various local universities over the past 10 years, and is currently on the advisory board of the Miracle League of Arizona, Scottsdale, AZ. Kelvin, his brother, serves as an area scout for Florida, for the Los Angeles Dodgers.

The Monterey, Calif., native has three children, Melanie, Jason and Matias, with his wife, Edmarie.

RAYMOND ABREU

Director of Latin American Operations

Raymond Abreu is entering his 31st season with the Athletics and has served as the team's director of Latin American operations for the past 21 years.

In this dual role, Raymond oversees both the day-to-day working function of the Athletics Academy in La Victoria and also supervises player development and the A's scouting efforts throughout the Dominican Republic. He has been with the Athletics since the inception of the Academy in 1994.

Abreu concluded a five-year stint as the General Manager of the Toros del Este, a professional team in the Liga de Beisbol Dominicano which competes during the winter months. The Club were 2019-2020 National and Caribbean Winter League Champions, establishing a winning record of 51 victories during a season. Abreu won the Executive of the Year awarded by the Dominican Republic Commissioner of Baseball. The team was the first in Dominican Republic history to achieve multiple winning streaks of 10 or more games within the same season. They also recorded a run differential of +68 during the 2019-2020 season, the best in league history, and were one of only three teams in history to finish first in the regular season, excel in the round-robin, and clinch both the National and Caribbean Championships in the same season for a historic Triple Crown season.

He has also previously spent time as the GM of Leones de Escogido. Abreu holds a Business Management degree from Saint Peter's University. A native of Jersey City, N.J., Abreu resides in Santo Domingo, D.R., with his wife, Azalia, and three daughters, Isabella, Emma and Mila.



CHRIS PITTARO

Special Assistant to the General Manager

Chris Pittaro enters his 34th season in the A's organization, his 14th as a special assistant to the general manager. Prior to being named to his current position, Pittaro served as director of professional scouting for five years.

He spent the previous six seasons as national field coordinator after serving as an area scout and national cross checker with the Athletics since 1991.

In 2012, Pittaro was inducted into the Professional Baseball Scouts Hall of Fame.

Selected by the Detroit Tigers in the 1982 June First Year Player Draft, Pittaro made his Major League debut with the Tigers in 1985, batting .242 in 28 games. He was traded to the Minnesota Twins in 1986 and spent parts of the '86 and '87 seasons on the Twins big league roster. He retired during the 1988 season.

Pittaro attended the University of North Carolina from 1980-82 before signing with the Tigers following his junior season. After he retired as a player in 1988, he enrolled in Rider College in New Jersey where he obtained a bachelor of science degree in finance in 1991, graduating Summa Cum Laude. Pittaro is a native of Hamilton, N.J., and has three children: Erica, Giana and C.J. Erica and her husband Matt just welcomed Pittaro's first grandchild, Sean.



GRADY FUSON

Special Assistant to the General Manager

Grady Fuson, former Athletics scouting director and one of the game's most respected scouts and baseball executives, returned for his second stint with the A's in 2010 as a special assistant to the general manager.

After beginning his career as an area scout with the A's in 1982, he has now spent 33 seasons with the organization, including seven years as scouting director from 1995-2001.

Prior to his current stint with the Athletics, he served as vice president of scouting and player development with San Diego from 2006-09, after joining the Padres in 2005 as a special assistant to the general manager. His first stint with the A's ended in 2002, when he joined the Texas Rangers as assistant general manager, spending three seasons in charge of the Rangers scouting and player personnel.

In January of 2020, he was honored with the Legends in Scouting Award by the Professional Baseball Scouts Foundation. In 2017, Fuson was named the recipient of the 10th annual Sheldon "Chief" Bender Award, which is given by Minor League Baseball to a person with distinguished service who has been instrumental in player development. He also was named the West Coast Scout of the Year at the 2017 Baseball Winter Meetings in Orlando, which is an award voted on by scouting directors across baseball. The Scout of the Year program—which was founded in 1984 by Tony Pacheco, Jim Russo and Hugh Alexander—recognized members of the scouting community for their excellence in scouting, years of service and professionalism in the performance of the job.

After a two-year stint playing in the minor leagues, Fuson became head baseball coach at the University of Puget Sound in Washington before originally joining the A's franchise. During his tenure in green and gold, he has played a prominent role in drafting such players as Eric Chavez, Tim Hudson, Mark Mulder and Barry Zito, which provided the impetus for the franchise to feature five playoff teams over a seven-year period from 2000-06.



STEVE SHARPE

Director, International Scouting

Steve Sharpe enters his 21st year with the Athletics and third season as the Director of International Scouting. He was selected by the A's in the 11th round of the 2004 First-Year Player Draft out of the University of Central Missouri, where he was a 1st Team All-American that same year, and later inducted into the UCM Baseball Diamond Club in 2019.

After spending seven seasons playing in the A's system, and achieving success as a three-time All-Star including the Northwest League (2004), Midwest League (2006) and Texas League (2007), he was hired by the A's, bringing his expertise as a player, into the ranks of a professional scout. Sharpe's experience as a Venezuelan Winter League pitcher, coupled with his achievements in scouting, led him into the role of Special Assistant to Scouting and International Operations in 2020, covering all aspects of the A's International Scouting Department.

Sharpe resides near the Blue Ridge Mountains in Virginia, alongside his totally awesome wife, Laurel, and is blessed with three sons, Samson, Solomon, and Simon Peter.



PAMELA PITTS

Director of Baseball Administration

Pamela Pitts enters her 44th season in the organization and 33rd as director of baseball administration. Her responsibilities include managing the day-to-day business side of the baseball operations department, including governing all major and minor league staff contract administration, player records, waivers, payroll issues and transactions. She started her baseball career with the A's in November of 1981 as the minor league and public relations secretary. Pamela resides in Danville, Calif., with her husband, Dan Dunn.



BEN LOWRY

Director, Research and Analytics

Ben Lowry enters his 11th season with the Athletics and third as director of research and analytics after spending three seasons as assistant director of research and analytics. In his current role, he oversees amateur draft analytics and provides input on potential player acquisition and transactions including trades, free agent signings, waiver claims and the Rule 5 draft. He also supports the implementation of new technologies at both the Major League and minor league level and oversees the intern hiring process. Prior to his time with the A's, Ben worked for the Houston Astros, Trackman Baseball and KPMG. A graduate of the University of Maryland, he currently resides in San Francisco.



HALEY ALVAREZ

Assistant Director, Scouting and Baseball Operations

Haley Alvarez enters her eighth season with the A's and her sixth as assistant director, scouting and baseball operations, where she leads the preparation and organization of MLB's Rule 4 Draft, completes assigned domestic and international scouting coverage and assists with the signing of international prospects. In addition to her day-to-day scouting responsibilities, Alvarez explores new sports science initiatives that aid in the development of professional players, assists with free agent signings and prepares and manages the baseball operations budgets.

She joined the A's as a scouting coordinator in 2017, becoming the first woman in the A's front office to be hired as a talent evaluator. Alvarez previously served as a baseball operations assistant with the Reds, following an internship with the Red Sox in 2016. She began her MLB career as a baseball operations intern with the Athletics in 2015.

The Bay Area native attended the Branson School in Ross, Calif., and is a graduate of the University of Virginia with a Bachelor of Science in Commerce from the McIntire School. Alvarez currently serves on the board of Family House San Francisco and resides in Marin County.



GREG LEDFORD

Assistant Director, Baseball Operations

Greg Ledford enters his eighth season with the Athletics and first as assistant director of baseball operations. In this role, he's primarily focused on day-to-day operations of the scouting department, with a specific focus on preparation for the MLB Draft. Additionally, Greg assists with arbitration.

Ledford joined the A's in 2018 as a scouting assistant and spent two seasons in that role before spending five years as coordinator scouting and baseball operations.

A graduate of Cal Poly San Luis Obispo, Ledford resides in Walnut Creek.



ANDREW GIBSON

Senior Manager, Baseball Development

Originally from Baltimore, Andrew earned a Bachelor's degree in Computer Science from RIT in Rochester, NY as well as a Master's degree in Analytics from Georgia Tech. He started working in professional baseball in 2011 at Baseball Info Solutions in eastern Pennsylvania and spent 10 seasons working in baseball operations for the Pittsburgh Pirates, splitting time between Player Development and Baseball R&D. He joined the A's in 2022.

Gibson now lives in Pittsburgh, PA. He spends a lot of his free time seeing live music, reading, running, watching horror movies, and making international trips.



MYLES MENSAH

Manager, Major League Strategy & Development

Myles Mensah enters his third season with the A's and his first as manager of major league strategy & development. He began his time with the organization as a player development analyst before taking on the title of baseball operations analyst. Prior to joining the A's, he spent a season interning with the Washington Nationals and worked for the Arizona Fall League as a stadium operations supervisor. Myles holds a bachelor of arts degree in public relations from Hofstra University and a master of science degree in business analytics from William & Mary.



FALLAN GROTH

Coordinator, Baseball Administration

Fallan Groth enters her eighth season with the A's and her second as coordinator of baseball administration. Prior to joining baseball operations, Fallan spent three years as an executive assistant and three years as coordinator of product activation. Before joining the organization in 2017, Fallan spent six years as special assistant to the executive secretary in the office of governor Edmund G. Brown Jr. Fallan earned her bachelor of science degree in Government from Sacramento State University.



SPORTS MEDICINE STAFF

BRIAN SCHULMAN

Senior Director of Sports Medicine and Performance

Brian Schulman enters his third season as the A's head of sports medicine and performance after spending the previous 12 seasons as an assistant athletic trainer with the A's. He currently is the co-chairman of the PBATS electronic medical records committee and in 2019 Schulman shared honors with Nick Paparesta and Jeff Collins as the Major League Athletic Training Staff of the Year award presented by PBATS. He was also one of the recipients of the 2012 PBATS President's Distinguished Service award for his work on Electronic Medical Records. Previously, he was an assistant athletic trainer at the University of California, Berkeley, from 2004-08 before being promoted to rehabilitation coordinator from 2008-10. He also served previous internships with the San Francisco 49ers in 2003-04 and the Los Angeles Dodgers in 2000, as well as being a graduate assistant trainer at Fresno State in 2001-03. He is a certified strength and conditioning coach (CSCS) from the NSCA and holds a bachelor's degree in political science from UC Santa Barbara (2001) and a master's in kinesiology from Fresno State (2003). He resides in San Ramon, Calif., with his wife, Megan, and their two sons, Luke and Gavin.



JEFF COLLINS

Head Athletic Trainer

Jeff Collins, 51, is in his 28th season within the A's organization and his ninth on the Major League staff. This will be the third season for Collins serving as the team's Head Athletic Trainer after spending six seasons as an assistant. Prior to his current role, Collins had spent 19 seasons in the A's organization, with 16 of those years as the Minor League Medical Coordinator. Collins also served as the Athletic Trainer for Short-Season Vancouver in 2004 and served in the same capacity for Single-A Visalia (2000) and Short-Season Southern Oregon (1998-99). Collins was honored by his peers as the PBATS Medical Coordinator of the Year in 2014 and again in 2016. In 2019, Collins was honored as a member of the PBATS Major League Athletic



Training Staff of the Year. Collins holds a Bachelor of Science degree in Athletic Training from Southern Illinois University and received his Master of Science degree in Health, Wellness and Exercise Science at the University of Nevada. He is a certified member of the National Athletic Trainers' Association (NATA) and is a Licensed Athletic Trainer in the state of Arizona. Collins makes his off-season home in Illinois with his wife, Renea.

ELLIOT DIEHL

Assistant Athletic Trainer



Elliot Diehl enters his third season as a Major League Assistant Athletic Trainer for the A's. Prior to joining the Athletics, he spent the 2022 season as the Triple-A Athletic Trainer for The Phillies in Lehigh Valley. From 2019-21 he served as the Astros Minor League Assistant Medical Coordinator where he was tasked with overseeing the medical operations at the Astros Dominican Complex and assisted with all long term rehab cases in West Palm Beach, Fla. Also with the Astros, he made stops as a Minor League Athletic Trainer in Greeneville (2015-2016) and Quad Cities (2017-2018). After graduating from San Diego State University, he began his career in professional baseball as the Rehabilitation and Minor League Athletic Training Intern for the Philadelphia Phillies in Clearwater, Fla. for the 2014 season. Elliot was born and raised in San Jose, Calif.

NATE BROOKS

Assistant Athletic Trainer



Nate Brooks enters his first season as Major League assistant athletic trainer after spending eight seasons as the A's minor league medical coordinator. Prior to that, he spent the previous four seasons as the organization's minor league rehab coordinator. This is Brooks' 21st season in the A's organization, previously serving as the trainer for Single-A Stockton (2010-12), Single-A Kane County (2008-09), Short-Season Vancouver (2006-07) and the Rookie-Level Arizona A's (2005).

Brooks was honored by his peers as the PBATS Medical Coordinator of the Year and Minor League Athletic Trainer of the Year in 2023. He earned his undergraduate degree in exercise science from Murray State in 2002, and his master's degree in biomechanics from Auburn in 2005. He is a certified member of the National Athletic Trainers' Association.

Brooks resides in Phoenix, Ariz., with his wife, Sarah, and son, Cad.

JOSH CUFFE

Head Strength and Conditioning Coach



Josh Cuffe enters his 14th season with the Athletics organization, his ninth as strength and conditioning coach on the major league staff after spending the previous five seasons as the minor league strength and conditioning coordinator. He began his career in the Houston Astros organization and spent two seasons as strength coach at Salem (2005-06) before spending five seasons in the Arizona Diamondbacks farm system, where he was strength coach at South Bend (2007), Visalia (2008), Mobile (2009) and Reno (2010-11). Cuffe is a certified strength and conditioning coach (CSCS), registered strength and conditioning coach (RSCC) and corrective exercise specialist (CES) and holds a bachelor's degree in exercise science from Dakota State University. He resides in Chandler, Ariz., with his wife, Kindra, their daughter, Olive, and son, Lincoln.

JD HOWELL

Assistant Strength and Conditioning Coach

JD Howell enters his 13th season with the Athletics and his second as the assistant strength & conditioning coach after spending the previous three seasons as minor league sport performance coordinator. In the year prior to joining the A's, Howell interned with Stanford University and Albright College in Reading, Pa. Howell graduated from East Stroudsburg University in East Stroudsburg, Pa., where he played football and majored in exercise science. A native of Northampton, Pa., Howell currently resides in Phoenix, Ariz., with his wife, Emily, and sons, Ronan and Maddox.



OZZIE LYLES

Major League Massage Therapist

Ozzie Lyles enters his 18th season as the A's team massage therapist. He previously worked several years with many professional athletes, while also studying and practicing sport and medical massage since 1992. He was employed at Oakbay Chiropractic in Oakland (1990-2009), and worked under the Oakland Raiders team orthopedic surgeon, Dr. Warren Strudwick (2004-09), and Dr. Steve Isono, the Olympic track and field orthopedic physician, in Emeryville. The Oakland, Calif., native also worked at Club One in Oakland.



ETHAN STEWART

Lead Sport Scientist & Biomechanist

Ethan Stewart enters his third season as Lead Sport Scientist & Biomechanist. He earned both his bachelors of science and masters of science in kinesiology from the University of Kentucky. Ethan spent the 2022 season as the Applied Biomechanist for the Cincinnati Reds, the 2020-21 seasons as the Player Performance Facilitator for the Baltimore Orioles, and the 2018-19 seasons in baseball performance science for the Tampa Bay Rays. Ethan is originally from Carrollton, KY. Ethan's wife Megan is the Lead Strategist, Movement Solutions for the Milwaukee Brewers.



MEDICAL CONSULTANTS



Dr. Michael T. Freehill
Head Team Physician,
Orthopedic Surgeon



Dr. Hunter Green
Team Physician,
Orthopedist



Dr. Sean Robinson
Team Physician,
Orthopedist



Dr. Adam Brooks
Team Physician,
Orthopedist



Dr. Grant Wang
Head Team Internist



Dr. Douglas Freedberg
Arizona Orthopedic
Surgeon



Dr. Fred Dicke
Arizona Team
Internist



Dr. Allan Pont
Doctor Emeritus,
Consultant

CLUBHOUSE AND STAFF

MICKEY MORABITO

Director of Team Travel

Mickey Morabito enters his 46th season as the Athletics director of team travel. He is responsible for arranging the transportation and accommodations of the team during Spring Training and the regular season. He has the longest tenure among active Major League traveling secretaries. Morabito's career in professional baseball spans four decades, dating back to 1970 when he served as a batboy for the New York Yankees. He worked in the Yankees public relations department for seven seasons, working as an assistant from 1974-76 before taking over the director's duties in 1977. While with the Yankees, he managed the club's media relations efforts during the club's back-to-back World Championship seasons of 1977 and '78. Morabito joined the Athletics organization in the spring of 1980, handling dual roles as the club's director of public relations and traveling secretary. During his long career, he has been a part of six World Series teams, three with the A's and three with the Yankees. A native of Brooklyn, NY, Morabito attended Lafayette High School in Brooklyn and later earned his bachelor of arts degree in physical education from Hunter College in New York City. A fan of Frank Sinatra, Dean Martin, fine dining and hockey, Mickey makes his home in Manhattan Beach with his wife, Barbara.



MATT WEISS

Director, Clubhouse and Equipment Operations

Matt Weiss enters his 31st season in the A's organization and his fourth as Director of Clubhouse and Equipment Operations. In this role, Weiss oversees all day-to-day operations of the home clubhouse at Sutter Health Park and Hohokam Stadium. He is just the fourth person to run the home clubhouse for the A's since 1968. Weiss spent the previous 17 years serving as umpire & clubhouse assistant after spending 10 years in the role of bat boy & clubhouse assistant. A Bay Area native, Weiss attended Moreau High School in Hayward and graduated from Cal State Hayward with a degree in recreation. Matt and his wife Susie have two children, Jack and Molly.



MIKE THALBLUM

Visiting Clubhouse Manager

The 2025 season marks Mike Thalblum's 45th season in the A's organization and his 32nd as the visiting clubhouse manager. He began his baseball career when he was 13 years old, serving as a clubhouse assistant in the team's spring training clubhouse in Phoenix. In 1985, Thalblum relocated to Oakland to work in the visiting clubhouse with Steve Vucinich and then in 1992, moved across the hall to the home side where he worked with the late Frank Cienczyk for two seasons. In 1994, he assumed his current position as the visiting clubhouse manager. A native of Scottsdale, Ariz., Mikey and his wife, Janine, make their home in Dublin, Calif., with their sons, Stewart Robert, who is named after former A's pitchers Dave Stewart and Bob Welch, and Jonathan David.



BRIAN DAVIS

Manager, Clubhouse and Equipment Operations

Brian Davis, who first joined the A's as a batboy in 1991, is entering his 35th season with the club and his fourth as manager of clubhouse operations after spending 27 seasons as the club's assistant equipment manager. He is responsible for assisting in the day-to-day operation of the clubhouse, ranging from all equipment needs and meal planning, to occasionally trav-



eling with the team on road trips. A native of Newark, Calif., Davis is a graduate of Placer High School in Auburn, Calif., and later attended both Chico State and Cal State Hayward. He is married and lives with his wife, Pam, and their two children—son, Owen, and daughter, Sophia—in Goodyear, Ariz

MIKE “CLIFFY” CLAVIN

Assistant Manager, Clubhouse and Equipment Operations

Mike Clavin, better known as “Cliffy”, enters his 30th season as a member of the A’s clubhouse staff. He first joined the A’s as a ball boy in 1996 before becoming a clubhouse assistant in 2002. He served in that role until he was promoted to his current role as assistant manager of clubhouse and equipment operations in 2022. He lives in Dublin with his wife, Marissa, and their three children, Logan, Jacob, and Kennedy.



CHAD YACONETTI

Visiting Clubhouse & Umpires Attendant

Chad Yaconetti is entering his 17th season in the Athletics organization and his fourth as visiting clubhouse & umpires attendant. His first role with the A’s was as assistant clubhouse manager for the team’s minor league complex in Mesa, Ariz. before being promoted to Arizona clubhouse manager and ultimately joining the Major League staff in 2022. Before joining the A’s, he was an intern in the Arena Football League. He resides in Gilbert, Ariz. with his wife, Alex, and their two children, Jack and Lyla.



SHAWN RIXTER

Clubhouse Assistant

Shawn Rixter begins his 23rd season with the Athletics working as part of the equipment staff. His first year was 2003 and worked in the home clubhouse as a clubhouse assistant. Rixter is originally from Oakland, Calif. and now resides in Roseville, Calif.



ADAM RHODEN

Video Coordinator

Adam Rhoden begins his 32nd season with the A’s organization and 22nd as the team’s video coordinator. As a senior in high school, Rhoden first joined the team as an attendant in the home clubhouse. He served in that capacity from 1994-97 before moving to the visiting clubhouse as the main assistant and umpire attendant until 2003. During that time, he also assisted inside the A’s player video room, eventually being promoted to his current position in 2004. As the A’s video coordinator, Rhoden provides daily advance and video reports to the players and coaching staff and also travels full-time with the team. In addition to working for the A’s, Adam served as the Golden State Warriors’ assistant equipment manager from 1998-2002. A Bay Area native who grew up in Suisun, Rhoden attended UC Davis where he received a bachelor’s degree in economics. He currently resides in San Ramon, Calif.



BUSINESS OPERATIONS

CATHERINE AKER

Vice President, Marketing and Communications

Catherine Aker is in her 10th season with the Athletics. She oversees marketing, broadcasting, communications, content and community engagement, along with the A's Community Fund, which serves as the Club's charitable arm.

In 2017, Aker became just the second female vice president for the Club and first in nearly 30 years. Aker formed the Women of the A's, which provides networking opportunities along with professional and leadership development for the team's female staff. She serves on the Board of Directors for Make-A-Wish Greater Bay Area. She was awarded the 2017 Oakland Digital's Community Leader, the 2018 Emerging Leader for East Bay Women in Business, and was named as one of the 2019 Most Influential Women in Bay Area Business by the San Francisco Business Times. Aker was also a member of the 2018 class of 40 Under 40 for the San Francisco Business Times and Diablo Magazine. She began her career with the Arizona Diamondbacks in 2001.

Aker holds a B.A. in Fine Arts and an M.B.A. from the University of Arizona.



ROSS BOWEN

Vice President, Ballpark Development

Ross Bowen enters his fifth season with the A's after joining in 2021 as Director of Project Finance. 2025 will be his second season serving as Vice President of Ballpark Development, where he oversees the A's efforts to construct a new state of the art ballpark in Las Vegas.

Prior to joining the A's, Ross spent three years as an investment banking analyst with Morgan Stanley. He moved to the Bay Area in 2016 and joined the private equity firm TPG as an associate, serving in this role for three years before attending Stanford University's Graduate School of Business.

Ross holds a B.A. in Economics from Williams College and an M.B.A. from Stanford University.



MATT CAUSEY

Vice President, Finance

Matt Causey joined the A's in August 2022, as the Club's Vice President of Finance. He's responsible for financial management of the organization, overseeing accounting, payroll, budgeting and financial planning and forecasting.

Matt received his B.S. in business administration from the University of Colorado at Boulder and is a California CPA (inactive). Prior to joining the A's, Matt spent 14 years with the San Francisco Giants, most recently as the club's Vice President of Finance, and three years in the assurance practice at PricewaterhouseCoopers in San Francisco.

A Bay Area native, Matt resides in Walnut Creek with his wife, Alexis, daughter, Lennon, and sons, Emmet and Cameron.



ALL OR NOTHING

In 2023, the A's had their 18th season with 100 or more losses (3 in Oakland, 4 in Kansas City, 11 in Philadelphia), which is the most in Major League history. It was also the A's 36th last place finish (24 in the American League, 12 in the AL West), which broke a tie with the Phillies for the most last place finishes in ML history. However, the A's have 10 seasons with 100 or more wins, a total which is surpassed only by the Yankees (21) and Dodgers (11), and nine World Championships, which trails only the Yankees (27) and Cardinals (11). More recently, over the last 13 seasons (2012-24) the A's have either made the playoffs (6 times) or finished last (5 times) in 11 of the 13 seasons.

MIGUEL DUARTE

Chief of Staff

Miguel Duarte was hired as chief of staff on December 1, 2016. He is entering his ninth season with the Athletics.

In his role, Duarte oversees the Office of the President. He supports Club President & Ownership in heading the day-to-day business operations including aspects of the club's Las Vegas relocation, capital improvements for play in West Sacramento & alumni relations and investor relations. Additionally, he collaborates with executive team members to determine and prioritize business strategies.

Duarte spearheaded the move of the Athletics business operations to a 40,000 square-foot, third floor space on Oakland's waterfront at Jack London Square. The move centralized the club in the community it serves while also offering first-class amenities for the staff. The office features a uniquely designed memorabilia hall, state-of-the-art gym and a batting cage. In 2019, he also collaborated with project stakeholders to create critical roadmaps leading to the Alameda County Board of Supervisors vote to sell its share of the 112-acre Oakland-Alameda County Coliseum site. Prior to the 2021 season, Duarte was tasked to lead the concessions business ahead of the return of fans to the Coliseum. In preparation for the 2025 season in West Sacramento, he oversaw the development of various ballpark improvements, including the A's new clubhouse. Duarte sits on the board of directors for the Bay Area Sports Hall of Fame (BASHOF).

Prior to joining the Athletics, Duarte spent seven seasons with the San Jose Earthquakes of Major League Soccer. He originally joined the Quakes as a Fan Relations Specialist. He led the team in renewal percentage in 2013, earning the club the Commissioner's Award given to the team with the highest retention rate in MLS. Promoted to Executive Assistant & Board Liaison in 2013, Duarte exclusively on the construction and project management of PayPal Park; a privately financed soccer specific venue near San Jose Mineta International Airport. PayPal Park opened to rave reviews and has hosted numerous matches with noteworthy clubs, including the 2016 MLS All-Star Game, friendlies featuring the U.S. Men's & Women's Nation Teams and the 2019 NCAA Women's College Cup. Starting in 2024, PayPal Park will be home to Bay FC of the NWSL.

Duarte holds a B.A. in Broadcast Communications from San Francisco State University and is currently an M.B.A. candidate at the University of California Berkeley's Haas School of Business. He also served as the Earthquakes online reporter, content creator and in-stadium video host during his tenure in San Jose. A native of San Francisco, Duarte currently resides with his wife and three children in Walnut Creek, Calif.



D'LONRA ELLIS

Chief Legal Officer

D'Lonra Ellis serves as Chief Legal Officer for the Athletics. She previously served as the A's Vice President and General Counsel from 2019-21 and as its Assistant General Counsel from 2017-18, and has held similar roles for the San Jose Earthquakes.

In her role with the A's, she manages the team's day-to-day legal matters, including its corporate governance, labor and employment, intellectual property, commercial transactions and litigation matters. She also oversees all legal aspects of the A's real estate acquisition, entitlement and development efforts. The people operations and technology departments report to her as well.

Prior to joining the Club, Ellis was the general counsel of Aspire Public Schools, a nonprofit charter management organization that serves over fifteen thousand students throughout California. She has additional experience as a director and senior corporate counsel in the intellectual property, marketing, and advertising group at Gap, Inc. and as an associate in the litigation practice of Howard Rice Nemerovski Canady Falk and Rabkin (now Arnold & Porter).

Ellis is an Adjunct Professor at UC College of the Law, San Francisco and UC Berkeley Law, where she teaches sports law. She sits on the board of directors of Bay Area Legal Aid, which provides legal services to low-income residents in seven Bay Area counties; the board of directors of KIPP Northern California Public Schools, which serves over six thousand students in seven Northern California cities, including Oakland; and the board of directors of Seven Stories



Institute, which runs a nonprofit bookstore collective in the Washington Heights neighborhood of New York City. She is a member of the Alameda County Bar Association and Golden Gate Chapter of Lambda Alpha International. She received her BA in Architecture, Preservation, and Planning from Columbia University and her JD from Stanford Law School. A lifelong A's fan, Ellis is from Richmond, Calif., and attended Bishop O'Dowd High School in Oakland.

STEVE FANELLI

Vice President, Sales and Business Operations



Steve Fanelli is entering his sixth consecutive season with the A's, overseeing revenues, business analytics, and the overall fan experience through concessions and merchandise operations. Steve also oversees business operations for Hohokam stadium for Spring Training in Mesa, Arizona, and is a key member of the new Ballpark team, helping define and shape the future vision of the A's new Ballpark in Las Vegas.

An accomplished industry executive with a proven track record, Fanelli previously spent 20 years with the A's in various business operations and development roles, most recently as Vice President of Sales and Services in 2017. Between his two stints with the A's, he spent two seasons with the San Francisco Giants as Vice President of Ticket Strategy and Operations (2018-19).

In his two-decade career in baseball, he has consistently been at the forefront of many industry-changing initiatives, including digital ticketing, dynamic pricing, premium product development and subscription-model ticketing. Working closely with Major League Baseball, Fanelli currently maintains a strong focus on growing the game on both the local and league level, through product development, staffing optimization, digital adoption and business strategy.

Fanelli is a founding member of the Bay Area Professional Ticketing Association (BAPTA) and a current International Ticketing Association (INTIX) member.

A graduate of the University of Kansas with a Bachelor of Arts in Communications Studies, Fanelli serves on the KU Sport Management Board of Directors and is also currently serving as a KU Sport Management Mentor. He currently resides in Berkeley, Calif., with his wife Amanda, and two sons.

DAVID RINETTI

Vice President, Stadium Operations



David Rinetti enters his 45th season with the A's organization and his 24th as vice president, stadium operations.

In his current position, Rinetti coordinates event management, oversees all game day employees, including ushers, security officers, ticket takers, parking attendants and grounds crew, and assists in all construction-related issues at Sutter Health Park. He is also the team's liaison with local law enforcement agencies and Major League Baseball's security department.

The 60-year-old Rinetti began his career with the A's in 1981, serving as stadium operations assistant, where he organized in-stadium promotions and giveaways. From 1987-93, he managed game day operations and maintenance of the A's luxury suites. In 1994, he was promoted to director of stadium operations and was elevated to vice president in March of 2000.

Rinetti also worked with Major League Baseball's security department at the 1995, 1998, 2007, 2010, 2012 and 2015 World Series, in addition to the 1998, 2002, 2007 and 2011 All-Star Games and the 2023 London games. He is a member of the Major League Baseball Stadium Operations Advisory Committee.

A 1986 graduate of California State University, Hayward, with a degree in business administration, Rinetti served as the A's chief liaison during the filming of the movie Moneyball at the Coliseum in 2010.

ADAM SCOGGAN



Vice President, People Operations

Adam Scoggan enters his fifth season with the Athletics organization and his second as Vice President of People Operations. In this role, he oversees organizational culture, employee development and growth, talent acquisition, retention, and compliance with employment laws and regulations. Adam also oversees Office Services for the club.

Adam holds a B.A. degree in Human Resources Management and Business Administration from Arizona State University. Prior to joining the Athletics in 2020, he spent 17 years with Cardinal Health, a Fortune 20 company with approximately 49,000 employees worldwide, where he most recently served as Manager, Human Resource Business Partner. He is a Senior Certified Professional (SHRM-SCP), a credential awarded by the Society for Human Resource Management. He also holds the MLB Executive Leadership Academy Badge in Inclusive Leadership, recognizing executive-level expertise in fostering a culture of belonging and equitable opportunities.

A native of Los Angeles, Adam currently resides in Dublin, California, with his fiancé Staey and their two dogs, Bagheera and Coco.

FRONT OFFICE STAFF



Mark Adair
Midwest Supervisor



Javier Agelvis
Mexico Scout



Anthony Aliotti
Area Scout



Neil Avent
Area Scout



Shooty Babitt
Professional Scout



Yendri Bachelor
Dominican Republic
Scout



Mark Bashuk
Senior Director,
Business Analytics



Dan Betreen
Australia Scout



Jeff Bittiger
Professional Scout



Grace Boyce
Player Development
Analyst




Grant Britain
Professional Scout



Armann Brown
Midwest Supervisor



Fletcher Byrd
Area Scout



Valen Chen
Minor League
Interpreter



Lauren Cracraft-Capenhurst
Senior Manager, People
Operations and Total Rewards



Jim Coffman
Area Scout



Rose Dancil
Senior Manager,
Payroll



Bettina David
Manager,
Accounting



Vittorio DeBartolo
Sr. Director,
Marketing



Juan Carlos De La Cruz
Dominican Republic
Scout



Cody Elias
Multimedia
Producer



Fernando Encarnacion
Dominican Republic
Scouting Supervisor



Alex Erskine
Business System
Analyst




Pete Espinoza
Senior Manager,
Team Security



J'ley Fagalar
People Operations
Coordinator



Rhean Fajardo
Deputy General
Counsel



Tripp Faulk
Area Scout



Josh Feinberg
Senior Director,
Ticket Sales



Leslie Flores
Coordinator of Educational
and Cultural Programs




Julio Franco
Area Scout



Kai Franke
Sport Science
Analyst



Dan Freed
Professional Scout



Savannah Fried
Senior Coordinator,
Partnership Marketing



Andri Garcia
Venezuela Scout



Kevin Garcia
Venezuela Scout



Oswaldo Garcia
Colombia Scout



James Gibson
Senior Facility
Manager, Arizona



Lewis Graeber
Major League Video
Assistant



Melissa Guzman
Senior Manager, Alumni
and Family Relations



Alex Haas
Assistant, Arizona
Clubhouse Operations



Sarah Halsey
Stadium Operations
Scheduler



Scott Hatteberg
Special Assistant to
Baseball Operations



Marvin Hernandez
Staff Accountant



Thomas Hicks
Controller



Carlos Hidalgo
GL Accountant



Matt Higginson
Area Scout



Adam Hislop
Pacific Rim
Coordinator



Ezekiel Holman
Coordinator, Office
Services



Dustin Hughes
Bulpen Catcher



John Hughes
Master Pitching
Scout



Olivia Hummer
Senior Manager, Baseball
Communications



Kasey Jarcik
Senior Director,
Finance



Ray Jensen
Coordinator, Broadcasting
and Media Content



Eric Jordan
People Ops. Bus. Partner,
Benefits & Baseball Ops.



Scott Kidd
West Coast
Supervisor



Lewis Kim
South Korea Scout



Beth Kohler
Arizona Office
Administrator



Greg Korn
Coordinator, Baseball
Communications



Paul La Veau
Senior Director,
Stadium Operations



Ameela Li
Senior Financial
Analyst



Mark Ling
Senior Director,
Communications



D'Aulaire Louwrese
Coordinating Producer,
Broadcasting



Wilfredo Magallanes
Dominican Republic
Scout



Charlie Magaña
Senior Engineer,
Multimedia Services



Justin Marshall
Executive Producer,
Ballpark Entertainment



Meleina McCann
Senior Coordinator,
Social Media



John Mesagno
Area Scout



Nick Meyer
Biomechanist



Thomas Miller
Asst. Dir., Minor League Ops.,
Equipment & Clubhouse Ops.



Kelsey Moeller
Senior Business
Operations Analyst



Christian Molfetta
Bulpen Catcher



Nancy Moriuchi
Assistant Director, Minor
League Operations



Juan Mosquera
Latin American
Scouting Supervisor



Kelcey Mucker
Area Scout



Matt Mussoni
Spring Training
Operations Coordinator



Argenis Paez
Venezuela Scouting
Supervisor



Detra Paige
Director, Alumni and
Family Relations



Marla Perez
Risk Manager



Desiree Powers
Senior Payroll
Specialist



Parker Preston
Manager, Marketing



Joe Pun
Director, Spring
Training Operations



Tito Quintero
Colombia Scout



Austin Redman
Director, Ticket
Solutions



Pierce Renio
Junior Data
Engineer



Amaury Reyes
Dominican Republic
Scout



Greg Rieber
Senior Director,
Corporate Partnerships



Samantha Risley
Coordinator,
Medical Services



Jacob Samuels
Advanced Scouting
Analyst



Marc Sauer
East Coast
Supervisor



Trevor Schaffer
Area Scout



Amelia Schimmel
Public Address
Announcer



Will Schock
Professional Scout



Mike Selleck
Baseball Information
Manager



Kristin Shum
Senior Graphic
Designer



Simon Siggins-Bell
Spring Training
Operations Coordinator



Jason Silva
Director, Security



Rich Sparks
Area Scout



Jemel Spearman
Area Scout



Steve Springer
Professional Scout



Troy Stewart
Area Scout



Stomper
Mascot



Ben Strack
Major League and Minor League
Coordinator of EAP Services



I Sung
Minor League
Interpreter



Jay Tatum
Asst. Minor League
Coordinator of EAP Services



Tom Thomas
Professional Scout



Kelvin Todd
Senior Coordinator of
Educational & Cultural Programs




Toshiyuki Tomizuka
Japan Scout



**Jose Torres
(Barradas)**
Venezuela Scout



Austin Travis
Assistant, Arizona
Clubhouse Operations



Dillon Tung
Area Scout



Jeff Urlaub
Area Scout



Derek Valenzuela
Special Assistant to
Scouting Department




Ron Vaughn
Area Scout



Luis Victoria
Coordinator, Minor
League Operations



Ari Vieira
Assistant, Arizona
Clubhouse Operations



Curtis Wigginton
Manager, Special Assistant
& Investor Relations



Joshua Wilson
Senior Systems
Engineer



Stephen Wilson
Associate General
Counsel



Josh Ziegenbusch
Senior Director, Ticket
& Premium Operations



Mike Ziegler
Professional Scout

ATHLETICS VIRTUAL PRESS BOX

The Athletics Virtual Press Box includes game notes, press releases, rosters, headshots, audio, spring training video and more. The site also features information from the visiting team for all home games.

The A's virtual press box also includes the A's Media Guide, which is updated with bios for any significant acquisitions following the start of Spring Training. The digital guide features bookmarks, which will take you to any page in the guide, as well as links to updated statistics and player social media accounts.

You can visit the A's Virtual Press Box at <http://pressbox.athletics.com> or by scanning the QR code on the right.





Brent Rooker won the American League Silver Slugger Award for designated hitters after batting .293 with 39 home runs and 112 RBI in 2024.

2025 ATHLETICS



**MANAGER**

Mark Steven Kotsay

Named A's manager, December 21, 2021

Birthdate: December 2, 1975

Birthplace/Resides: Whittier, California / Rancho Sante Fe, California

Contract Status: Signed through 2025

Mark Kotsay begins his fourth season as manager of the Athletics in 2024 after signing a three-year contract through the 2024 season with a club option for 2025 on Dec. 21, 2021. The A's exercised the option for 2025 on Nov. 7, 2023. He is just the sixth person to manage the A's over the last 39 years, joining Tony La Russa (1986-95), Art Howe (1996-2002), Ken Macha (2003-06), Bob Geren (2007-11) and Bob Melvin (2011-21). Kotsay is the 31st manager in Athletics history.

Kotsay has compiled a 179-307 record in three seasons at the helm of the A's, during which the A's have employed a Major League high 136 different players. The club has used the first and second most players in Athletics history during his tenure (64 in 2022, 62 in 2023) and the first and second most rookies since the franchise left Kansas City following the 1967 season (34 in 2022, 22 in 2023). The A's set a franchise record with 41 pitchers in 2023, including a Major League record tying 24 starting pitchers. In 2024, Kotsay was named to the American League coaching staff for the All-Star Game and received one second place vote in BBWAA AL Manager of the Year balloting.

Prior to being named Manager, Kotsay spent six seasons on the A's coaching staff. He joined the club as bench coach in 2016 and filled that role until taking a leave of absence June 19, 2017. Kotsay served as the A's quality control coach from 2018-20 and moved into the third base coaching box for the 2021 season. He made his professional coaching debut as the San Diego Padres hitting coach in 2015. Kotsay joins Jeff Newman, who was interim manager in 1986 between Jackie Moore and Tony La Russa, as the only managers in Oakland history with no previous managerial experience.

Kotsay played 17 seasons in the Major Leagues from 1997-2013, including a four-year stint with Oakland from 2004-07. He was acquired from San Diego following the 2003 season for Ramón Hernández and Terrence Long and went on to hit .282 in 472 games with the A's. Kotsay batted a career-high .313 in 2004 and tallied a career-high 82 RBI in 2005 while belting 15 home runs in each season. He was a member of the A's American League West champions in 2006 and sparked Oakland to its first ALCS appearance in 14 years with an inside-the-park home run in Game 2 of the ALDS at Minnesota. Kotsay joins La Russa and Newman as the only people to both play for and manage the Oakland A's. He is one of nine to play for and manage the Athletics (Hank Bauer, Jimmy Dykes, Eddie Joost, La Russa, Billy Martin, Newman, Haywood Sullivan, Dick Williams).

A former outfielder, Kotsay batted .276 with 127 home runs and 720 RBI in 1,914 games during his career, which also included stops in Florida (1997-2000), San Diego (2001-03, 12-13), Atlanta (2008), Boston (2008-09), Chicago-AL (2009-10) and Milwaukee (2011). He made his ML debut with Florida in his second professional season in 1997 and appeared in a career-high 154 games in his rookie season of 1998. After batting .298 in 2000, he was traded to San Diego five days prior to Opening Day in 2001. He hit .292 with a career-high 17 home runs in 2002. Following his stay with Oakland, Kotsay returned to the LCS in 2008 with Boston and 2011 with Milwaukee. He concluded his playing career with San Diego in 2012 and 2013.

Kotsay retired following the 2013 season and spent 2014 in the Padres front office as a special assistant to the general manager and baseball operations. In that role, he was involved in all aspects of the club's baseball operations.

A graduate of Sante Fe (Calif.) High School, Kotsay attended Cal State Fullerton, where he led the Titans to the College World Series Championship in 1995. He was the winner of the Golden Spikes Award, was named Collegiate Player of the Year that year and hit .404 in his

collegiate career. Kotsay was the Marlins first-round pick and the ninth selection overall in the 1996 draft and also played for the United States in the 1996 Olympics.

Kotsay is married, Jamie, and has three children, Grace, Sienna and Trey. He resides in Rancho Santa Fe, Calif., during the offseason.

MAJOR LEAGUE RECORD

	AVG.	G	AB	R	H	2B	3B	HR	RBI	SH	SF	HP	BB	SO	SB	CS	OBP	SLG	E
TOTALS	.276	1914	6464	790	1784	353	48	127	720	30	48	13	554	757	98	64	.332	.404	49

MANAGERIAL RECORD

Year	Club	League	Class	W-L	Pos.
2022	OAKLAND	American	Majors	60-102	5th / West
2023	OAKLAND	American	Majors	50-112	5th / West
2024	OAKLAND	American	Majors	69-93	4th / West

Major League Totals

179-307

ATHLETICS MANAGERS

Manager	Years	W	L	Pct.	Notes
Connie Mack	1901-50	3582	3814	.484	9 AL Pennants, 5 World Championships
Earle Mack	1937-39	45	77	.369	
Jimmy Dykes	1951-53	208	254	.450	
Eddie Joost	1954	51	103	.331	
Lou Boudreau	1955-57	151	260	.367	
Harry Craft	1957-59	162	196	.453	
Bob Elliot	1960	58	96	.377	
Joe Gordon	1961	26	33	.441	
Hank Bauer	1961-62, 69	187	226	.453	
Eddie Lopat	1963-64	90	124	.421	
Mel McGaha	1964-65	45	91	.331	
Haywood Sullivan	1965	54	82	.397	
Alvin Dark	1966-67, 74-75	314	291	.519	2 AL West Titles, 1 AL Pennant, 1 World Championship
Luke Appling	1967	10	30	.250	
Bob Kennedy	1968	82	80	.506	
John McNamara	1969-70	97	78	.554	
Dick Williams	1971-73	288	190	.603	3 AL West Titles, 2 AL Pennants, 2 World Championships
Chuck Tanner	1976	87	74	.540	
Jack McKeon	1977-78	71	105	.403	Started 1977 season, finished 1978
Bobby Winkles	1977-78	61	86	.415	Finished 1977 season, started 1978
Jim Marshall	1979	54	108	.333	
Billy Martin	1980-82	215	218	.497	1 AL West Title
Steve Boros	1983-84	94	112	.456	
Jackie Moore	1984-86	163	190	.462	
Jeff Newman	1986	2	8	.200	Interim Manager
Tony La Russa	1986-1995	798	673	.542	4 AL West Titles, 3 AL Pennants, 1 World Championship
Art Howe	1996-2002	600	533	.530	2 AL West Titles, 1 AL Wild Card
Ken Macha	2003-06	368	280	.568	2 AL West Titles
Bob Geren	2007-11	334	376	.470	
Bob Melvin	2011-21	853	764	.528	3 AL West Titles, 3 AL Wild Cards
Mark Kotsay	2022-	179	307	.368	



FIRST BASE COACH

Michael Peter Aldrete

Named bench coach, October 27, 2014; named first base coach, November 12, 2015; named assistant hitting coach, December 4, 2017; named first base coach, October 31, 2019; named quality control coach, January 14, 2022; named first base coach, November 28, 2022; named hitting coach, November 13, 2023

Birthdate: January 29, 1961

Birthplace/Resides: Carmel, California / Salinas, California

Mike Aldrete returns for his 11th season on the A's coaching staff, his second as hitting coach. He originally joined the A's as bench coach in 2015; spent five seasons as the A's first base coach from 2016-17, 20-21 and 23; two years as assistant hitting coach in 2018-19 and one season as quality control coach in 2022. Aldrete also held the title of outfield coach from 2016-17. The 2025 season will mark his 21st on a Major League coaching staff.

He began his coaching career in 2001 as hitting coach for Short-Season Yakima in the Diamondbacks minor league system. He was promoted to manager of Yakima the following season and then managed Arizona's High-A club in Lancaster in 2003. His first coaching opportunity in the majors came in 2004 when he was named first base coach on Bob Melvin's staff in Seattle. He moved to Arizona the following year when Melvin was named manager of the Diamondbacks, serving as hitting coach there for two seasons.

Tony La Russa, whom Aldrete had played for in Oakland, hired him as assistant hitting coach with St. Louis in 2008. After four seasons in that position, including with the 2011 Cardinals team that was crowned World Series champions, he was promoted to bench coach in 2012, when Mike Matheny replaced the retiring La Russa as manager. During his three-year stint as bench coach, the Cardinals advanced to the World Series in 2013 and to the National League Championship Series in both 2012 and 2014.

Born in Carmel, Calif., and a graduate of Monterey High School and Stanford University, the former first baseman/outfielder played for seven different teams during his 10-year Major League career, including both the San Francisco Giants (1986-88) and the Oakland A's (1993-95). A .263 lifetime hitter in 930 games, Aldrete also played for Montreal (1989-90), San Diego (1991), Cleveland (1991), the California Angels (1995-96) and the New York Yankees (1996).

Aldrete's finest season as a player was with the Giants in 1987, when he batted a career-high .325 on a team that lost to St. Louis in the National League Championship Series. He split his final season between California and New York in 1996, ending his career as a member of the World Series Champion Yankees.

A third-team All-American his senior season at Stanford, Aldrete was chosen by San Francisco in the seventh round of the June Draft in 1983. He enjoyed a pair of trips to the College World Series with the Cardinal and was a member of the U.S. Collegiate All-Star team that toured Japan in 1982. Aldrete graduated from Monterey (Calif.) High School, lettering in baseball, basketball and football.

Aldrete makes his offseason home in Salinas, Calif., with his wife, Gina, and their three children; Michael, Blake and Nicolette. Michael (RHP) was selected by the Cardinals in the 2012 First Year Player Draft out of San Jose State (39th round).

MAJOR LEAGUE RECORD

	AVG.	G	AB	R	H	2B	3B	HR	RBI	SH	SF	HP	BB	SO	SB	CS	OBP	SLG	E
TOTALS	.263	930	2147	277	565	104	9	41	271	14	18	5	314	381	19	18	.356	.377	19



BENCH COACH/DIRECTOR OF HITTING

Darren James Bush

Named bullpen coach, October 26, 2012; named hitting coach, October 30, 2014; named third base/run prevention coach, January 14, 2022; named bench coach, November 28, 2022

Birthdate: January 18, 1974

Birthplace/Resides: Columbus, Ohio / Englewood, Florida

Darren Bush begins his 21st season in the A's organization in 2023, which includes two seasons as a minor league hitting coach, six seasons as a minor league manager and 13 seasons on the Major League coaching staff. Only Earle Mack, with 26 seasons, has spent more seasons on the A's coaching staff.

Bush joined the A's as bullpen coach in 2013 and spent two seasons in that role before serving seven seasons as hitting coach from 2015-21. In 2019, the A's set franchise records for home runs (257) and extra base hits (572). Bush was third base/run prevention coach in 2022 and begins his third season as bench coach for Mark Kotsay in 2025. He was also named director of hitting on Nov. 13, 2023.

Bush compiled a 462-386 (.545) record in six seasons as a manager with Single-A Stockton (2007-08), Double-A Midland (2009-10) and Triple-A Sacramento (2011-12). He guided the River Cats to back-to-back division titles with a mark of 88-56 in 2011 and 86-58 in 2012. Bush also led the RockHounds to playoff appearances in 2009 and 2010, including a Texas League Championship in 2009. He skipped Single-A Stockton to the California League Championship in his second year as a manager in 2008. Bush joined the Athletics in 2005 as hitting coach at Stockton and spent two seasons in that capacity before taking over as manager for the Ports in 2007.

Prior to joining the A's organization, Bush coached in independent leagues. He was the hitting coach and Director of Player Personnel with Yuba-Sutter of the Western League in 2002 and then spent two seasons as a manager in the Northeast League with Berkshire (41-51 in 2003) and Quebec (58-34 in 2004).

A former outfielder, Bush began his playing career with three seasons in the independent Frontier League. He played for Zanesville in 1996 and Springfield in 1997-98, hitting .302 with 26 home runs and 133 RBI in 224 games. Bush signed with the San Diego Padres organization Dec. 24, 1998, and hit .259 with 16 home runs and 114 RBI in 231 games in two seasons at Single-A Rancho Cucamonga (1999-2000) and one year at Single-A Clearwater (2001) in the Phillies farm system. He also played one game for Triple-A Las Vegas in 2000 and went 2-for-4. He concluded his playing career by hitting .417 in seven games for Yuba-Sutter of the Western League in 2002. Bush had a .284 average in 456 games overall.

Bush attended Dunedin High School and Valdosta State University. He resides in Englewood, Fla., during the offseason. Bush is married, Rebecca, and has two children, Wyatt and Maggie.

MOST YEARS ON ATHLETICS COACHING STAFF


- 26 Earle Mack (1924-41, 43-50)
- 13* Darren Bush (2013-present)**
- 13 Curt Young (2004-10, 12-17)
- 13 Ron Washington (1996-2006, 2015-16)
- 12 Brad Fischer (1996-2007)
- 12 Dave McKay (1984-95)
- 11* Mike Aldrete (2015-present)**
- 11* Scott Emerson (2015-present)**
- 11* Marcus Jensen (2015-present)**
- 11 Lena Blackburne (1933-43)
- 10 Dave Duncan (1986-95)

**includes 2025*

2025 ATHLETICS

MINOR LEAGUE RECORD

	AVG.	G	AB	R	H	2B	3B	HR	RBI	SH	SF	HP	BB	SO	SB	CS	OBP	SLG	E
TOTALS	.283	456	1536	252	434	85	12	42	248	10	14	12	225	256	35	26	.375	.436	26



HITTING COACH

Christopher John Cron

Named assistant hitting coach, January 14, 2022; named hitting coach, November 13, 2023

Birthdate: March 31, 1964

Birthplace/Resides: Albuquerque, New Mexico / Ahwatukee, Arizona

Chris Cron returns for his fourth season on the A's coaching staff. After serving as the A's assistant hitting coach in 2022 and '23, Cron returns for his second consecutive season as hitting coach in 2025. His four seasons with the A's mark his first on a Major League coaching staff after 27 seasons in the minors as a manager, hitting coordinator and field coordinator in the Chicago White Sox, Colorado Rockies, Detroit Tigers and Arizona Diamondbacks organizations.

Cron comes to the A's from Arizona where he served as minor league field coordinator in 2021. He joined the Diamondbacks in 2014 as minor league hitting coordinator and spent five seasons in that role before being named manager of Triple-A Reno in 2019. He guided the Aces to a 66-74 record that year and was slated to return as manager in 2020 before the minor league season was cancelled due to the pandemic.

Cron is a two-time Manager of the Year, earning the honors with Single-A Winston-Salem in the Carolina League in 1998 and Rookie Great Falls in the Pioneer League in 2010. He guided his clubs to eight playoff appearances (1997-98, 2005, 07-10, 13), including a Pioneer League Championship in 2007.

Cron began his minor league managerial career in 1995 at Rookie Bristol in the Chicago White Sox organization and also had stops at Single-A Hickory (1996-97) and Winston-Salem (1998) and Double-A Birmingham (1999). He spent the three seasons as manager at Triple-A Colorado Springs from 2000-02 in the Rockies organization before returning to the White Sox in 2003. Cron spent one year each at Rookie Great Falls (2004), Single-A Kannapolis (2005), Winston-Salem (2006) and Birmingham before concluding his White Sox career with four years at Great Falls from 2007-10. He then managed for three seasons at Double-A Erie in the Detroit system from 2011-13 before moving on to the Diamondbacks.

Cron played professionally for 12 seasons, including 12 games in the majors with California (1991) and Chicago-AL (1992). He went 2-for-15 (.133) in six games with the Angels in his debut and was 0-for-10 in six games with the White Sox in 1992. Cron was a .268 hitter with 172 home runs and 785 RBI in 1,250 games as a minor leaguer in the Atlanta, California, Chicago (AL) and Cleveland organizations. He was originally selected by the Braves in the second round of the 1984 draft out of Santa Ana (Calif.) College and is a graduate of El Dorado (Calif.) High School.

Cron resides in Phoenix, Ariz., and has three children: C.J., Kevin and Carly. C.J. was the Angels first round pick in 2011 and made his Major League debut in 2014. Kevin was the Diamondbacks 14th round selection in 2014 and made his ML debut in 2019. Carly graduated from Northern Arizona University in 2020 and completed her Masters degree from Arizona State in 2021.

MAJOR LEAGUE RECORD

	AVG.	G	AB	R	H	2B	3B	HR	RBI	SH	SF	HP	BB	SO	SB	CS	OBP	SLG	E
TOTALS	.080	12	25	0	2	0	0	0	0	0	0	0	2	9	0	0	.148	.080	1

**FIRST BASE COACH**

Robert Edward Crosby

Named first base coach, November 13, 2023

Birthdate: January 12, 1980**Birthplace/Resides:** Lakewood, California / Ft. Worth, Texas

Former A's shortstop and Rookie of the Year Bobby Crosby returns to the A's coaching staff for the second consecutive season as first base coach. It is his first Major League coaching assignment and his 16th season in the A's organization, which includes nine years as a player and five years as a minor league coach and manager.

Crosby began his coaching career in 2019 as a coach at Double-A Midland and was slated to manage Single-A Stockton in 2020 before the minor league season was cancelled due to the pandemic. He was named manager for Midland in 2021 and spent three seasons guiding the RockHounds. The A's Double-A affiliate finished 70-68 in 2023 and Crosby is 195-199 in three seasons as manager.

Crosby had an eight-year playing career, including seven seasons with Oakland from 2003-09 and the 2010 campaign with Pittsburgh and Arizona. He was named American League Rookie of the Year in 2004 after batting .239 with 22 home runs and 64 RBI in 151 games. Crosby hit 55 of his 61 career home runs with the A's as a shortstop and has the fifth most home runs by a shortstop in Athletics history.


Crosby signed with Pittsburgh as a free agent following the 2009 season and played in 61 games with the Pirates and nine with the Diamondbacks before he was released on Aug. 24, 2010. He attempted a comeback three years later after signing a minor league deal with Milwaukee prior to the start of 2013 Spring Training but played in just seven games during the spring before his release on March 18. Crosby finished his big league career with a .236 average, 62 home runs and 276 RBI in 747 games.

Crosby was the A's first round selection and 25th pick overall in the 2001 draft out of Long Beach State University. He was the Big West Conference Player of the Year in 2001 and a third team *Collegiate Baseball* All-America selection after batting a team leading .353 with nine home runs and 39 RBI. Crosby had a .324 career batting average in three years with the Dirt Bags. The son of former A's scout and former Major Leaguer Ed Crosby, Bobby is a graduate of La Quinta HS in Westminster, Calif.

Crosby makes his offseason home in Ft. Worth, Tex.

MAJOR LEAGUE RECORD

	AVG.	G	AB	R	H	2B	3B	HR	RBI	SH	SF	HP	BB	SO	SB	CS	OBP	SLG	E
TOTALS	.236	747	2559	329	605	146	8	62	276	14	16	16	241	516	34	13	.304	.372	88



PITCHING COACH

Scott Matthew Emerson

Named bullpen coach, October 30, 2014; named pitching coach, June 15, 2017

Birthdate: December 22, 1971

Birthplace/Resides: Baltimore, Maryland / Rockingham, North Carolina

Scott Emerson returns for his 11th season on the A's Major League coaching staff and his 22nd in the A's organization. He joined the coaching staff for the 2015 season as bullpen coach and took over the reins as pitching coach on June 15, 2017.

Emerson spent two seasons as minor league roving pitching instructor from 2013-14 after 10 years as a pitching coach at various levels. He joined the A's organization in 2003 as pitching coach at Single-A Modesto and served two seasons there before the A's moved their affiliate to Stockton. After two seasons with the Ports, Emerson had a four-year stint at Double-A Midland from 2007-10. He was promoted to Triple-A Sacramento in 2011 and spent two seasons with the River Cats.

Emerson's coaching career began in the Pittsburgh Pirates organization in 2000 when he was named the pitching coach for the Pirates Gulf Coast Rookie League club at Bradenton. He spent two years in the GCL and one at Single-A Williamsport in 2002 before joining the A's organization.


Emerson pitched professionally for six seasons in the Baltimore (1992-95), Boston (1995-96) and Arizona (1997) organizations. He was a 10-game winner at Single-A Albany in 1993 and was traded to the Red Sox organization early during the 1995 season. The left-hander signed with Arizona after being released by Boston in the spring of 1997. He pitched in three games for Single-A High Desert before concluding his professional career with Rio Grande Valley of the independent Texas-Louisiana League in 1997. Emerson was 27-29 with a 4.16 ERA in 135 games, 79 starts in his career.

Emerson was drafted by San Diego in the 21st round of the 1990 June draft out of Shadow Mountain (Phoenix, Ariz.) HS but did not sign. He attended Scottsdale Community College and signed with the Baltimore organization after the Orioles selected him in the 40th round of the 1991 June draft.

Emerson and his wife, Jill, make their offseason home in Asheboro, N.C.

MINOR LEAGUE RECORD

	W	L	ERA	G	GS	CG	SHO	SV	IP	H	R	ER	HR	HB	BB	IBB	SO	WP	BK
TOTALS	27	29	4.16	135	79	4	0	0	493.1	520	298	228	28	26	268	5	361	54	4



COACH/INTERPRETER

Ramón Jose Hernández

Named Major League Staff Assistant/Interpreter, December 20, 2022

Birthdate: May 20, 1976

Birthplace/Resides: Caracas, Venezuela / Fort Lauderdale, Florida

2025 ATHLETICS

Former Athletics catcher Ramón Hernández returns for his third season on the A's Major League coaching staff. He was named Major League staff assistant/interpreter on Dec. 20, 2022 and returns for his second season as Major League coach and interpreter in 2025.

Hernández began his coaching career in his native Venezuela as bench coach for the Tiburones de La Guaira in 2015-16. He returned to La Guaira the following season and was named bench coach for the Navegantes del Magallanes in 2017-18. Hernández briefly managed the Tigres de Aragua in 2018. He next served as a bench coach for the Sultanes de Monterrey of the Mexican League in 2022 before returning to Magallanes as bench coach in 2022-23.

Hernández had a 15-year career in the majors with Oakland (1999-2003), San Diego (2004-05), Baltimore (2006-08), Cincinnati (2009-11), Colorado (2012) and Los Angeles-NL (2013). He was originally signed by the A's as a non-drafted free agent out of Venezuela in 1994 and hit .253 with 60 home runs and 263 RBI in 595 games in five seasons with Oakland. Hernández ranks third on the Oakland career list for games caught (591) and had one of the most memorable moments in Oakland postseason history when his walk-off bunt drove in the winning run in the bottom of the 12th inning of the A's 5-4 win over Boston in Game 1 of the 2003 ALDS.


Hernández was traded to San Diego with Terrence Long following the 2003 season for current A's manager Mark Kotsay and hit .290 for the Padres in 2005. He signed with Baltimore as a free agent following the 2005 season and had career highs in home runs (23) and RBI (91) in his first season with the Orioles in 2006. Hernández batted a career-high .297 in 97 games with the Reds and played in 17 games for the Dodgers in his final season in 2013. His playing days concluded with two seasons in the Venezuela winter league in 2013-14 and 2014-15.

Hernández was an All-Star with Oakland in 2003 and made postseason appearances with the A's (2000-03), Padres (2005) and Reds (2010). He was named to the Caribbean Baseball Hall of Fame in 2023.

Hernández and his wife, Bellatrix, reside in Fort Lauderdale, Fla., during the off season.

MAJOR LEAGUE RECORD

	AVG.	G	AB	R	H	2B	3B	HR	RBI	SH	SF	HP	BB	SO	SB	CS	OBP	SLG	E
TOTALS	.263	1526	5105	580	1345	262	8	169	757	40	52	74	430	734	9	5	.327	.417	102



BULLPEN COACH

Daniel William Hubbs

Named bullpen coach, November 13, 2023

Birthdate: January 23, 1971

Birthplace/Resides: Bellevue, Washington / Pasadena, California

Dan Hubbs returns for his second season as the A's bullpen coach in 2025, his first assignment on a Major League coaching staff. He joined the Athletics organization in 2023 as pitching development coach in the A's minor league system.

Hubbs began his professional coaching career in 1999 as pitching coach for the Dodgers Short-Season affiliate in Yakima but would spend the next 20 years at the collegiate level. He returned to the pro ranks in 2020 as the director of pitching development and strategies for the Detroit Tigers and served two seasons in that capacity.

Hubbs spent part of the 1999 season assisting at Pepperdine before being named pitching coach for the University of California in 2000. He coached 12 years with the Golden Bears

A'S RECENT COACHING ASSIGNMENTS

Year	Bench	Pitching	Hitting	Third Base	First Base	Bullpen	Other
2024	Bush	Emerson	Aldrete & Cron	Martins	Crosby	Hubbs	Hernandez ¹ Jensen ⁴
2023	Bush	Emerson	Everidge	Martins	Aldrete	McCarthy	Cron ³ Jensen ⁴ Aldrete ⁴
2022	Ausmus	Emerson	Everidge	Bush	Martins	Jensen	Cron ³ Martins ³
2021	Christenson	Emerson	Bush	Kotsay	Aldrete	Jensen	Martins ³
2020	Christenson	Emerson	Bush	Pedrique	Aldrete	Jensen	Kotsay ⁴ Aldrete ³
2019	Christenson	Emerson	Bush	Williams	Pedrique	Jensen	Kotsay ⁴ Aldrete ³
2018	Christenson	Emerson	Bush	Williams	Pedrique	Jensen	Aldrete ³ Kotsay ⁴ Jensen ²
2017	Hale Kotsay	Emerson Young	Bush	Scarsons Hale	Aldrete	Alston Emerson	Jensen ²
2016	Kotsay	Young	Bush	Washington	Aldrete	Emerson	Jensen ²
2015	Aldrete	Young	Bush	Washington	Waller	Emerson	Jensen ²
2014	Hale	Young	Davis	Gallego	Waller	Bush	Prieto ¹
2013	Hale	Young	Davis	Gallego	Waller	Bush	Prieto ¹
2012	Hale	Young	Davis	Gallego	Waller	Rodriguez	Prieto ¹
2011	Skinner	Romanick	Perry	Gallego	Waller	Rodriguez	
2010	Waller	Young	Skaalen	Gallego	Steverson	Romanick	
2009	Waller	Young	Skaalen	Gallego	Steverson	Romanick	
2008	Wakamatsu	Young	Van Burkleo	Waller	DeFrancesco	Romanick	
2007	Schaefer	Young	Van Burkleo	DeFrancesco	Waller	Fischer	
2006	Geren	Young	Perry	Lachemann	Waller	Fischer	
2005	Lachemann	Young	Hudgens	Washington	Lachemann	Fischer	
2004	Speier	Young	Hudgens	Washington	Fischer	Geren	
2003	Francona	Peterson	Hudgens	Washington	Fischer	Geren	
2002	Macha	Peterson	Bosley	Washington	Quade	Fischer	
2001	Macha	Peterson	Bosley	Washington	Quade	Fischer	

¹major league coach. ²assistant hitting/catching. ³assistant hitting. ⁴quality control.

through 2011, capped with a College World Series appearance. Hubbs joined USC as an assistant coach in 2012 and was named manager of the Trojans in 2013. He guided USC to a 188-200-1 record in seven seasons.

A pitcher during his playing days, Hubbs played four years at USC from 1990-93 and was selected by the Los Angeles Dodgers in the 16th round of the June 1993 draft. He pitched professionally for seven seasons, compiling a 27-16 record and a 3.75 ERA in 231 games, including six starts. Hubbs reached as high as Triple-A Albuquerque in the Dodgers farm system and concluded his playing career with three games at Double-A Reading in the Philadelphia system in 1999.


Hubbs lives in Pasadena, Calif. with his wife, Alison, and two sons, Patrick and Charlie.

MINOR LEAGUE RECORD

	W	L	ERA	G	GS	CG	SHO	SV	IP	H	R	ER	HR	HB	BB	IBB	SO	WP	BK
TOTALS	27	16	3.75	231	6	0	0	9	426.2	433	206	178	34	15	172	24	436	15	3

MARCUS JENSEN

72



QUALITY CONTROL COACH

Marcus Christian Jensen

Named assistant hitting/catching coach, October 30, 2014; named bullpen coach, December 4, 2017; named quality control coach, November 28, 2022

Birthdate: December 14, 1972

Birthplace/Resides: Oakland, California / Scottsdale, Arizona

Marcus Jensen returns for his 11th season on the A's Major League coaching staff and his 19th in the A's organization. The 2025 season marks his third as quality control coach after spending the previous five years as bullpen coach. Jensen served as as the A's assistant hitting/catching coach from 2015-17.

Jensen joined the A's organization in 2007 as hitting coach for the A's affiliate in the Arizona Rookie League and served two years in that capacity. He took over the managerial duties for that club in 2009 and guided the A's to a 141-136 (.509) record and one playoff appearance in five seasons. In 2013, he also served as the A's minor league roving catching instructor and then spent the 2014 season as the A's minor league roving hitting instructor.

A former catcher, Jensen was drafted by San Francisco out of Skyline High School in Oakland following the first round of the 1990 June draft as a compensation pick for the loss of free agent Craig Lefferts. He batted .184 with six home runs and 29 RBI in 145 games in seven seasons with seven different teams.

Jensen made his Major League debut with San Francisco in 1996 and appeared in 39 games over two seasons with the Giants before he was dealt to Detroit in July 1997. After spending parts of the 1998 and 1999 seasons with Milwaukee and St. Louis, respectively, Jensen saw his most big league action with Minnesota in 2000 when he batted .209 with three home runs and 14 RBI in 52 games. He split the 2001 season between Boston and Texas and returned to Milwaukee in 2002, appearing in 40 games in his final big league campaign. Jensen spent the 2003 season at Triple-A Columbus in the New York (AL) farm system and played for Cancún in the Mexican League in 2004. He spent his final two seasons as a professional with Mesa (2005) and Reno (2006) of the independent Golden Baseball League. Jensen was also a member of the 2000 U.S. Olympic team that defeated Cuba for the gold medal.

Jensen makes his offseason home in Scottsdale, Ariz., with his wife, Lila, and three children, Mariah, Jahir and Jirah.

MAJOR LEAGUE RECORD

	AVG.	G	AB	R	H	2B	3B	HR	RBI	SH	SF	HP	BB	SO	SB	CS	OBP	SLG	E
TOTALS	.184	145	343	33	63	16	1	6	29	3	1	0	50	106	0	1	.287	.289	10



THIRD BASE COACH

Anthony Eric Martins

Named assistant hitting coach, October 31, 2019; named first base/infield coach, January 14, 2022; named third base coach, November 28, 2022

Birthdate: November 19, 1972

Birthplace/Resides: Los Angeles, California / Mesa, Arizona

Eric Martins is in his sixth season on the A's coaching staff, his third as third base coach. He made his debut on a Major League coaching staff in 2020 as the A's assistant hitting coach and spent two seasons in that capacity before serving as first base/infield coach in 2022. This is Martins' 25th season in the A's organization, which includes seven years as a minor league player, seven years as an area scout and five years as a minor league hitting coach.

Martins' coaching career began in 2015 when he was named hitting coach for Double-A Midland. He was promoted to Triple-A Nashville in 2016 and spent three seasons with the Sounds before moving west to Las Vegas in 2019 when the A's switched Triple-A affiliates.

Prior to coaching, Martins spent seven seasons as an A's area scout for Southern California from 2008-14. During that time, he was responsible for signing A.J. Griffin, Daniel Robertson, and 2014 first-round selection Matt Chapman, among others.

Originally a 17th-round selection by Oakland in the 1994 draft, Martins hit .276 with 21 home runs and 262 RBI in 661 games over seven seasons in the A's farm system from 1994-2000. He was named to the Northwest League All-Star team in 1994 after hitting .324 in his professional debut. The former infielder was part of the 1997 Edmonton team that captured the Pacific Coast League Championship and the 1999 Vancouver club that won the Triple-A World Series. Martins also played for Long Beach of the independent Western League (2001-02), Somerset of the independent Atlantic League (2003) and Nettuno in Italy (2004).

A graduate of La Serna High School in 1990, Martins attended Long Beach State. He was signed by Ed Crosby.

Martins lives in Orange, Calif., with his wife, Madison.

MINOR LEAGUE RECORD

	AVG.	G	AB	R	H	2B	3B	HR	RBI	SH	SF	HP	BB	SO	SB	CS	OBP	SLG	E
TOTALS	.276	661	2314	373	638	125	22	21	262	49	14	27	282	382	44	38	.359	.376	130

**INFIELDER****Height/Weight:** 6-5 / 225**Bats/Throws:** Right / Right**Birthdate:** July 17, 1996**Opening Day Age:** 29**Birthplace/Resides:** Merrillville, Indiana / Fort Wayne, Indiana**Major League Service:** 12 days**Obtained:** Claimed off waivers from Kansas City, September 4, 2024**Contract Status:** First year of a one-year contract through 2025
 [Updated Stats](#)
CAREER HIGHLIGHTS

Made his Major League debut with Kansas City in 2024 and went 1-for-8 in four games...was originally selected by Atlanta in the 20th round of the 2018 draft, was traded to Kansas City July 10, 2022, and claimed off waivers by Oakland on Sept. 4, 2024...is a .254 hitter with 75 home runs and 270 RBI in 482 games in six seasons in the minors...has 263 starts at third base, 112 at first base, 62 at designated hitter, 18 in left field and six in right field...played for Surprise in the Arizona Fall League in 2023.

2024 HIGHLIGHTS

- Spent most of the season at Triple-A where he batted a combined .302 with 19 home runs, 68 RBI and a .920 OPS in 94 games with Omaha (82 games) and Las Vegas (14 games)...also had a four-game stint with Kansas City and went 1-for-8 in his Major League debut.
- Had a career-high .559 slugging percentage and his batting average, on-base percentage (.361) and OPS (.920) were his best since his first season in 2018...also had career highs in doubles (27), walks (31), hit by pitches (4) and extra base hits (52).
- Tied for third in the Royals farm system in triples (5), ranked sixth in extra base hits (44), tied for seventh in doubles (23) and tied for eighth in home runs (16).
- Batted .316 (30-for-95) with an .830 OPS against left-handed pitchers, .297 (83-for-279) with 17 of his 19 home runs and a .950 OPS against right-handers.
- Had a .330 batting average with runners in scoring position...was 8-for-14 (.571) with three doubles, a home run and 16 RBI with the bases loaded.
- Hit .300 or better in April (.304), May (.333) and June (.338)...batted under .286 in just one month (.205 in August).
- Combined for a .275 batting average, six home runs and 25 RBI in 45 home games...hit .327 with 13 home runs and 43 RBI in 49 contests on the road.
- Batted .397 with 10 home runs in 29 day games, .260 with nine home runs in 65 night games.
- Had a .333 batting average over the first three innings of a game.
- Started 53 games at third base, 17 in left field, 15 at designated hitter, six at first base and two in right field...all three of his starts with Kansas City came at third base...committed 11 errors in 54 minor league games at third base (.917 fielding percentage) and also made one in 18 games in left field.
- Hit .335 as a third baseman, .256 at all other positions.
- Started games at every spot in the order from second through seventh...batted .322 in 37 starts in the three spot on .364 with eight home runs and 21 RBI in 24 starts batting fifth.
- **DAY-BY-DAY:** Began the season at Triple-A Omaha and went 2-for-5 with a home run and four RBI in an Opening Day start at third base...matched his career high with three hits on April 6 at Columbus...it was his first of 13 three-hit games in 2024...had another three-hit game on April 9 and batted .343 with four doubles, three home runs and nine RBI over his first nine games...went 3-for-4 with a double, triple, home run and four RBI May 2 at Iowa...was hitting .297 with six home runs and 19 RBI in 26 games when he was placed on the seven-day injured list May 8 with a right wrist contusion...was reinstated on May 15 and hit safely in each of his first 11 games following his return, which was his longest hitting streak of the season...went 17-for-43 (.395) during the streak...matched his career high with three walks on May 16 at St. Paul...went 15-for-35 (.429) during an eight-game hitting streak from June 8

to 16...was batting .323 with nine home runs, 35 RBI and a .923 OPS in 56 games when he was selected by Kansas City on June 24...went 0-for-3 in his Major League debut that day against Miami, a start at third base...singled off Zack Littell in the fifth inning on July 2 against Tampa Bay for his first ML hit...was optioned back to Omaha on July 5 and hit .262 with seven home runs, 19 RBI and a .872 OPS over his final 26 games with the Storm Chasers... went 3-for-30 (.100) over a seven-game stretch from July 10 to 23 but then hit .448 (13-for-29) over his next eight contests...committed six errors over a seven-game stretch at third base from July 21 to Aug. 6...had his sixth career two-homer game Aug. 4 at Rochester and drove in a season-high five runs...his first home run that day was a grand slam in the first inning... then went 6-for-35 (.171) over his next nine games before he was designated for assignment on Aug. 31...was hitting .303 with 16 home runs and 54 RBI in 82 games with Omaha when he was claimed off waivers by the A's and optioned to Triple-A Las Vegas on Sept. 4...batted .294 with three home runs and 14 RBI in 12 games with the Aviators...went 1-for-13 over his first four games but then hit safely in each of his final eight contests (14-for-38, .368)...walked a career-high tying three times Sept. 17 against El Paso.

CAREER

2023—Appeared in 17 games during Spring Training as a minor league camp transplant and batted .391 with a 1.245 OPS, two home runs and six RBI...was responsible for Omaha's hardest batted ball of the season, a 115.3 mph double in the first inning on April 7 vs. Toledo...hit 17 home runs in 92 games between rookie-level ACL Royals and Triple-A Omaha, which was third most among Royals farmhands...appeared in 13 games during the Arizona Fall League and posted an .844 OPS with three home runs, five doubles and one triple...also collected a double and a walk in the championship game...earned AFL Co-Player of the Week on Oct. 28 with Cleveland's Chase DeLauter after he slashed .292/.387/.750 in his first seven games of the fall, swatting two homers with eight RBI and six extra-base hits.

2022—Played in 68 games with Double-A Mississippi in the Braves organization before he was traded to the Royals on July 11 with minor league right-handed pitcher Andrew Hoffmann and outfielders Drew Waters for the 35th pick in the 2022 MLB Draft (Competitive Balance)... reported to Northwest Arkansas, where he batted .272 with an .808 OPS in 46 games.

2021—Spent the entire season at Double-A Mississippi where he appeared in 87 games and notched 31 extra-base hits...hit .197 with 105 strikeouts

2020—Did not play as the minor league season was cancelled due to the pandemic.

2019—Split the season between High-A Florida and Double-A Mississippi and was limited to a .117 batting average in 43 games...was on the injured list from April 19 to July 4 an inflamed right elbow and Aug. 20 to Sept. 11 with a fractured right thumb.

2018—Reported to the GCL Braves after being selected in the 20th round of the draft and batted .412 in nine games before he was promoted to Rookie Danville July 2...hit .354 in 22 games and was moved up to High-A Florida on Aug. 10...batted .325 in 21 games with the Fire Frogs and combined to hit .352 with a .924 OPS in 52 games in his professional debut.

PERSONAL/MISCELLANEOUS

Charles Joseph Wesley Alexander was originally signed by Braves scout Justin Clark...graduated from Bishop Verot Catholic HS (Fla.) in 2015, where he batted .380 as a junior...attended Ball State University (Ind.) from 2016-17 before transferring to the State College of Florida in 2018, where he batted .405 with 15 homers as a junior...his father, Chuck, was drafted by the Guardians in the 15th round of the 1988 Draft, and he spent four years in their minor league system as a left-handed relief pitcher.

LIFETIME PLAYING RECORD

Year	Club	AVG.	G	AB	R	H	2B	3B	HR	RBI	SH	SF	HP	BB	SO	SB	CS	OBP	SLG	E
2018	GCL Braves	.412	9	34	6	14	0	2	1	8	0	0	0	6	4	0	0	.500	.618	2
	Danville	.354	22	82	10	29	3	4	0	12	0	2	1	13	21	1	1	.439	.488	6
	Florida	.325	21	80	5	26	5	1	1	7	0	0	0	8	17	3	1	.386	.450	2
2019	Florida	.133	19	60	4	8	1	0	0	1	0	0	0	14	18	3	1	.297	.150	7
	Mississippi	.103	24	68	6	7	1	0	2	7	0	1	0	8	25	0	0	.195	.206	4
2020	(Minor League Season Cancelled — Did Not Play)																			
2021	Mississippi	.197	87	304	32	60	17	4	10	31	0	1	1	24	105	14	1	.258	.378	10
2022	Mississippi	.258	68	271	41	70	11	0	15	43	0	3	1	14	63	13	2	.294	.465	11
	NW Arkansas	.272	46	184	31	50	7	2	10	44	0	4	1	12	48	6	2	.313	.495	2
2023	ACL Royals	.412	6	17	8	7	2	0	4	15	0	0	2	6	3	0	0	.600	1.235	1
	Omaha	.220	86	286	44	63	17	1	13	34	0	3	1	24	94	4	2	.280	.423	4
2024	Omaha	.303	82	323	56	98	23	5	16	54	0	1	2	23	77	2	3	.352	.554	10
	KANSAS CITY	.125	4	8	0	1	0	0	0	0	0	0	0	3	0	0	0	.125	.125	0
	Las Vegas	.294	12	51	7	15	4	1	3	14	0	0	2	8	8	0	0	.410	.588	2
Major League Totals		.125	4	8	0	1	0	0	0	0	0	0	0	0	3	0	0	.125	.125	0
Minor League Totals		.254	482	1760	250	447	91	20	75	270	0	15	11	160	483	46	13	.318	.456	61

CAREER TRANSACTIONS

2018 — Selected by the Atlanta Braves organization in the 20th round of the First-Year Player Draft. **2022** — Traded to the Atlanta Braves with outfielder Drew Waters and minor league pitcher Andrew Hoffmann for a 2022 Competitive Balance Pick (pitcher JR Ritchie), July 10. **2024** — Claimed off waivers by the Oakland Athletics, September 4.

ALEXANDER'S CAREER BESTS

Hits: 1, July 2, 2024
Home Runs: None
Runs Batted In: None
Stolen Bases: None
Hitting Streak: 1, July 2, 2024 to present
Hitless Streak (At Bats): 7, June 24 to July 2, 2024
Game Ending RBI: None
Grand Slams: None
Pinch-Hit Home Runs: None
Inside-The-Park Home Runs: None
Lead Off Home Runs: None



RIGHT-HANDED PITCHER

Height/Weight: 6-2 / 206

Bats/Throws: Right / Right

Birthdate: March 1, 1993

Opening Day Age: 32

Birthplace/Resides: Windsor, California / Peoria, Arizona

Major League Service: 1 year, 47 days

Obtained: Signed to a minor league contract, November 13, 2024

Contract Status: First year of a one-year contract through 2025

[Updated Stats](#)

NON-ROSTER INVITEE

CAREER HIGHLIGHTS

Has made 18 appearances, including 11 starts, in the majors, all with Milwaukee in 2022...is 2-3 with a 5.40 ERA as a big leaguer...was originally signed by the Angels as a non-drafted free agent on June 21, 2017 after undergoing “Tommy John” surgery in college...has pitched in the Angels, Marlins, Brewers and Red Sox farm systems...is 28-32 with three saves and a 4.67 ERA in 133 games, including 90 starts, in seven professional seasons...has a .275 opponents batting average but has walked just 152 batters in 545.2 innings (2.51 walks per nine innings).

2024 HIGHLIGHTS

- Spent the entire season with Triple-A Worcester in his first season in the Boston Red Sox farm system and went 7-6 with a 4.42 ERA and .726 opponents OPS in 29 games, including 27 starts.
- Struck out 129 batters in 138.1 innings and walked 39 for a strikeout-to-walk ratio of 3.31.
- Tied for fourth in the international league in games started, ranked fifth in ERA, opponents batting average (.264) and innings pitched and tied for ninth in strikeouts.
- Led the Red Sox farm system in innings and games started and ranked third in strikeouts.
- Had minor league career highs in strikeouts, games, games started, innings pitched, hits (143) and walks.
- Held right-handed hitters to a .216 (63-for-291) batting average and .586 OPS...left-handers hit .320 (80-for-250) with a .890 OPS.
- Had a 6-5 record and a 4.20 ERA in his 27 starts...was 1-1 with an 8.22 ERA in two relief appearances...tossed 4.1 innings and 3.1 innings in his two relief outings...logged five innings or fewer in 21 of his 27 starts.
- As a starter, he had a .221 opponents batting average the first time through the lineup, .287 the second time and .281 the third time
- Was 3-3 with a 3.79 ERA in 12 starts at home, 4-3 with a 4.90 ERA in 17 games on the road.
- Was 4-0 with a 1.51 ERA in seven appearances on six days rest or more, 3-6 with a 5.44 ERA in his other 22 appearances.
- Allowed a .339 batting average to the five hitter in the order.
- **DAY-BY-DAY:** Tossed 6.0 hitless innings and combined on a one-hit shutout in a 9-0 victory at Syracuse in his second start of the season on April 8...issued a season-high four walks in 4.2 innings six days later at Syracuse...then had a season-high three-game losing streak from April 20 to May 9...logged a season-high 92 pitches in 4.0 innings on April 20 against Durham...allowed four hits or fewer in six consecutive outings from June 8 to July 9 (168 opponents batting average)...picked up the win in his first relief appearance of the season on June 27 at Scranton/Wilkes-Barre (4.1 ip, 3 h, 1 r, 1 er, 2 bb, 4 so)...had his best month in June when he was 2-0 with a 1.33 ERA, .145 opponents batting average and .413 OPS in four games, including three starts...then went 0-2 with a 6.38 ERA and .942 OPS in July...yielded a career-high tying 11 hits and a season-high six runs in 3.1 innings of relief in an 8-5 loss at Scranton/Wilkes-Barre on July 26...walked one batter or fewer in each of his final eight starts beginning Aug. 11 (5 bb in 40.2 ip, 1.11 walks per nine innings)...had no decisions and a 5.88 ERA in six starts in August...then won his first three starts in September for his longest winning streak of the season...struck out 22 batters in 17.2 innings during the streak...tossed a

season-high 7.0 scoreless innings and struck out a career-high 11 in a 7-0 win over Syracuse on Sept. 11...it was his first career 10-strikeout game...was named IL Pitcher of the Week for the week of Sept. 9 to 15 for his effort...went 3-0 with a 2.78 ERA in four starts in September...walked just two batters in 22.2 innings and struck out 25...tied for second in the IL in wins in September and tied for fifth in strikeouts.

CAREER

2023—Began the season on the Major League 60-day injured list with a strained right rotator cuff and did not pitch in the majors in 2023...appeared in 16 games for Triple-A Nashville and also had rehab assignments with the Arizona Complex League Brewers and Double-A Biloxi...combined for a 2-4 record, one save and a 6.14 ERA in 19 games, including 11 starts, overall...struck out just 35 batters in 55.1 innings, an average of 5.69 per nine innings...had a .331 opponents batting average, which broke down to .250 with a .682 opponents OPS against left-handed hitters and .395 with a .987 OPS against right-handers...opponents hit .354 with runners in scoring position...started in each of his first 11 appearances, going 2-3 with a 6.50 ERA in 11 starts through Aug. 5...pitched exclusively in relief in his final eight appearances and went 0-1 with a 5.19 ERA...logged five innings or fewer in all but two appearances...began the season on the Milwaukee 60-day injured list with a strained right rotator cuff and missed the first two months of the season...was assigned to the Brewers affiliate in the ACL on June 9 and compiled a 3.86 ERA in two starts before his rehab assignment was transferred to Biloxi on June 20...made one start for the Shuckers that day against Chattanooga (3.0 ip, 8 h, 5 r, 5 er, 1 bb, 3 so) and was sent to Nashville on June 25...was 1-0 with a 1.80 ERA in three starts before he was reinstated from the IL and optioned to Nashville on July 8...tossed a season-high 6.2 innings and allowed a season-high seven runs July 20 against Jacksonville...however, five of the runs were unearned and he was the winning pitcher in the Sounds 12-10 victory...was outrighted off the 40-man roster on July 24...did not allow a run in three appearances in September (7.0 ip, 2 h, 2 bb, 8 so)...recorded his only save of the season in his final outing on Sept. 14 at Charlotte, a three-inning save (2 h, 3 so)...was placed on the Covid-19 IL on Sept. 15 and missed the remainder of the season.

2022—Went 2-3 with a 5.40 ERA in 18 games (11 starts) with Milwaukee...had four stints (June 1-July 17, Aug. 7-16, Aug. 22-Sept. 20 and Oct. 4-end of season)...went 2-3 with a 4.82 ERA as a starter and 0-0 with a 7.47 ERA in relief...the team was 4-7 in his starts...made his Major League debut in a start on June 1 at Chicago (NL) and received no decision in the Brewers 4-3, 10-inning loss (7.0 ip, 7 h, 3 r, 2 er, 3 bb, 3 so)...became the first Brewers pitcher with a quality start in his Major League debut since Brandon Woodruff (2017)...it was his only quality start of the season...earned his first ML win in a 7-3 victory on June 18 at Cincinnati (5.2 ip, 8 h, 3 r, 2 er, 1 bb, 2 so)...went 8-2 with a 2.84 ERA in 13 games (10 starts) at Triple-A Nashville.

2021—Went 1-1 with a 1.37 ERA in seven games (six starts) between Double-A Pensacola (one start), Triple-A Jacksonville (five games, four starts) and the Florida Complex League Marlins (one start) during his only season in the Marlins organization...held opponents to a .219 batting average...missed most of the season with an injury to his right middle finger...signed as a free agent with Milwaukee on Nov. 17 and was a non-roster invitee to 2022 Spring Training.

2020—Did not pitch...the minor league season was cancelled due to the pandemic and he was released on June 5.

2019—Split his season between Double-A Mobile and Triple-A Salt Lake and combined for a 4-8 record and a 6.66 ERA in 23 games, including 15 starts...allowed a .316 opponents batting average, including .299 with an .803 OPS against left-handed hitters and .330 with an .853 OPS against right-handers...had a 2.35 ERA in four games in April before going on the injured list April 27 with a sprained left ankle...was reinstated on May 7 and tossed 8.0 scoreless innings that day against Jackson...allowed just one hit and no walks while fanning a season-high nine for the win...was 1-3 with a 4.03 ERA in 12 games when he was promoted to Salt Lake on June 26...went 3-5 with a 9.36 ERA in 12 games with the Bees.

2018—Pitched at three levels in the Angels farm system and was 4-10 with a 4.41 ERA in 24 games, including 21 starts, with High-A Inland Empire, Double-A Mobile and Triple-A Salt Lake...

had three stints on the injured list with ankle and calf injuries...allowed a .256 opponents batting average, which included .244 with a .671 opponents OPS against right-handed hitters and .276 with an .858 OPS against left-handers...began the year at Salt Lake and went 0-1 with a 6.75 ERA in two games before he was sent to Inland Empire on April 17...combined with two relievers for a no-hitter on May 2 against Lake Elsinore (7.0 ip, 3 bb, 8 so) and was named California League Pitcher of the Week for the week ending May 6...was promoted to Mobile on June 8.

2017—Combined for a 2-1 record and a 3.50 ERA in 18 relief appearances with the AZL Angels, Rookie Orem and Single-A Inland Empire...made his professional debut June 24 against the AZL Giants (1.0 ip, 1 bb, 1 so)...record his first win July 2 against the AZL Rangers...earned his first save with a scoreless ninth inning July 5 at the AZL Giants.

PERSONAL/MISCELLANEOUS

Jason Raymond Alexander...is married, Stephanie...the couple has a son named Kai...graduated from Cardinal Newman High School (Calif.)...attended Santa Rosa Junior College, Long Beach State and Menlo College...underwent “Tommy John” surgery as a junior at Long Beach State... was signed by the Los Angeles Angels as a non-drafted free agent out of Menlo College in 2017...his brother Scott has pitched in 328 games for the Royals, Dodgers, Giants and A's...his brother Stu pitched in the Marlins minor league system from 2004-09.

LIFETIME PITCHING RECORD

Year	Club	W	L	ERA	G	GS	CG	SHO	SV	IP	H	R	ER	HR	HB	BB	IBB	SO	WP	BK	
2017	AZL Angels	1	1	4.79	10	0	0	0	1	20.2	23	11	11	0	0	2	0	19	2	1	
	Orem	1	0	1.02	6	0	0	0	1	17.2	10	2	2	0	0	1	0	16	1	0	
	Inland Empire	0	0	6.75	2	0	0	0	0	5.1	8	7	4	0	0	1	0	2	0	0	
2018	Inland Empire	2	4	4.50	9	9	0	0	0	48.0	41	32	24	7	1	13	0	48	6	1	
	Mobile	2	5	4.09	13	11	0	0	0	61.2	63	30	28	5	3	15	0	40	2	0	
	Salt Lake	0	1	6.75	2	1	0	0	0	6.2	11	6	5	2	2	4	0	7	0	0	
2019	Mobile	1	3	4.03	11	8	0	0	0	51.1	47	29	23	4	2	16	0	59	4	0	
	Salt Lake	3	5	9.36	12	7	0	0	0	50.0	88	55	52	6	3	20	0	37	3	0	
2020	(Minor League Season Cancelled — Did Not Pitch)																				
2021	FCL Marlins	0	0	0.00	1	1	0	0	0	2.0	0	0	0	0	0	0	0	2	0	0	
	Pensacola	0	0	0.00	1	1	0	0	0	3.0	4	1	0	0	0	0	0	2	0	0	
	Jacksonville	1	1	1.84	5	4	0	0	0	14.2	12	5	3	1	2	3	0	18	3	0	
2022	Nashville	8	2	2.84	13	10	0	0	0	63.1	58	22	20	5	5	17	0	47	2	1	
	MILWAUKEE	2	3	5.40	18	11	0	0	0	71.2	88	47	43	12	4	28	0	46	1	0	
2023	ACL Brewers	0	0	3.86	2	2	0	0	0	4.2	6	2	2	0	0	1	0	8	0	0	
	Biloxi	0	0	15.00	1	1	0	0	0	3.0	8	5	5	0	0	1	0	1	0	0	
	Nashville	2	4	5.86	16	8	0	0	1	55.1	73	43	36	5	3	19	0	35	2	0	
2024	Worcester	7	6	4.42	29	27	0	0	0	138.1	143	76	68	12	6	39	1	129	1	0	
Major League Totals		2	3	5.40	18	11	0	0	0	71.2	88	47	43	12	4	28	0	46	1	0	
Minor League Totals		28	32	4.67	133	90	0	0	3	545.2	595	326	283	47	27	152	1	470	26	3	

CAREER TRANSACTIONS

2017 — Signed by the Los Angeles Angels organization as a non-drafted free agent, June 21. **2020** — Released, June 5. **2021** — Signed by the Miami Marlins to a minor league contract, April 21. Elected free agency, November 7; signed by the Milwaukee Brewers to a minor league contract, November 19. **2023** — On the injured list, February 20 to July 7; included rehabilitation assignments to ACL Brewers (June 9-19), Biloxi (June 20-24) and Nashville (June 25-July 7). Elected free agency, November 6. **2024** — Signed by the Boston Red Sox to a minor league contract, February 20. Elected free agency, November 4; signed by the Athletics to a minor league contract, November 13.

ALEXANDER'S CAREER BESTS

Low Hit Complete Game: None
Innings Pitched: 7.0, June 1, 2022 at Chicago (NL)
Strikeouts: 6, August 30, 2022 vs. Pittsburgh
Pitches: 97, June 1, 2022 at Chicago (NL)
Longest Winning Streak: 2, June 18 to 23, 2022
Longest Losing Streak: 3, July 5, 2022 to present
Longest Scoreless Streak: 6.0, June 7 to 12, 2022



RIGHT-HANDED PITCHER

Height/Weight: 6-4 / 190 **Bats/Throws:** Right / Right
Birthdate: February 23, 1999 **Opening Day Age:** 26
Birthplace/Resides: Sabaneta, Dominican Republic / Santiago Rodriguez, Dominican Republic
Major League Service: None
Obtained: Claimed off waivers from Pittsburgh, January 30, 2025
Contract Status: First year of a one-year contract through 2025
[Updated Stats](#)

CAREER HIGHLIGHTS

Was originally signed by the Washington Nationals as a non-drafted free agent out of the Dominican Republic in 2015...has pitched in the Nationals, Mariners, Tigers and Marlins farm systems and is 15-14 with 23 saves and a 4.25 ERA in 175 games, including seven starts, in six seasons in the minors...has 257 strikeouts in 230.2 innings (10.02 per nine innings), but has walked 135 (5.27 per nine innings)...was signed by Pittsburgh to a Major League contract following the 2024 season but was claimed off waivers by the Athletics on Jan. 30, 2025.

2024 HIGHLIGHTS

- Made 39 relief appearances for Triple-A Jacksonville and was 3-4 with a career-high 11 saves and a 2.79 ERA...also had two rehab outings with Single-A Jupiter and combined for a career-low 2.66 ERA and .620 opponents OPS in 41 appearances overall.
- Struck out a career-high 74 batters in 50.2 innings, an average of 13.14 strikeouts per nine innings...however, walked a career-high 40 (7.11 per nine innings).
- Held the opposition to a .188 batting average but had a .353 opponents on-base percentage...surrendered just two home runs and had a .267 slugging percentage.
- Ranked second in the Marlins farm system and fifth in the International League in saves.
- His opponents batting average broke down to .182 (16-for-88) with a .592 OPS against right-handed hitters compared to .193 (17-for-88) with a .647 OPS against left-handers.
- Held the opposition to a .143 batting average with runners in scoring position.
- Allowed 10 of his 19 runs and surrendered 12 of his 33 hits in April...had a 10.00 ERA and .950 OPS in seven games in April, a 1.08 ERA and .528 opponents OPS in 34 games from May 1 through the end of the season.
- Converted 11-of-12 (91.7%) save opportunities...stranded all eight of his inherited runners...first batters faced were 7-for-36 (.194) with four walks and a hit by pitch (.293 on-base percentage).
- Compiled a 1.00 ERA and .389 opponents OPS in 21 home games, a 4.56 ERA and .834 opponents OPS in 20 games on the road...was 4-for-4 in save chances at home and did not allow a home run in 27.0 innings.
- Did not allow an earned run in the eighth inning (10.2 ip, 3 h, 1 r, 12 bb, 12 so)...compiled a 1.04 ERA in the ninth inning when he struck out 33 batters in 17.1 innings (17.13 per nine innings).
- Yielded a .128 batting average with two strikes.
- Tossed at least one inning in 35 of his 39 appearances, including more than one 18 times
- **DAY-BY-DAY:** Walked a season-high three batters April 11 against Charlotte...tossed a season-high 2.0 scoreless innings and picked up the win April 17 against Norfolk...it was his first of eight outings of 2.0 innings...was charged with his only blown save of the season on April 25 at Memphis when he allowed three runs in 0.2 innings...allowed a season-high five runs on a season-high five hits in 1.1 innings two days later against the Redbirds...finished April with a 10.00 ERA in seven relief appearances...did not allow an earned run over a 13-game stretch from May 2 to July 2 (16.0 ip, 1 h, 2 r, 10 bb, 27 so)...did not allow a hit over the first 11 games of that streak (0-for-38)...was credited with his first save of the season May 8 at Omaha and converted each of his final 11 save opportunities...opponents were 0-for-28 against him in eight relief appearances in May and he did not allow an earned run in 9.2 innings (1 r, 7 bb, 16 so)...was 1-1 with two saves and a 4.82 ERA in 15 games when he placed on the in-

jured list May 29 with a strained right hamstring...was sent to Jupiter on a rehab assignment on June 18 and made two appearances (2.1 ip, 1 r, 2 bb, 2 so) before he was reinstated from the IL on June 25...went 2-3 with nine saves and a 1.52 ERA in 24 appearances following his return...yielded just one unearned run in four games in June (4.1 ip, 1 h, 2 bb, 6 so)...then compiled a 1.00 ERA in six games in July...struck out a career-high tying five batters in 2.0 scoreless and hitless innings of relief on July 2 against Charlotte...matched his season high in walks (3) and took the loss on July 9 at Gwinnett...had a season-high 9.1-inning scoreless streak from Aug. 11 to Sept. 3 (3 h, 6 bb, 16 so)...logged a season-high 47 pitches in 2.0 scoreless and hitless innings on Aug. 21 at Nashville...converted all five of his save opportunities in 10 appearances in August...matched his career high with five strikeouts in 2.0 scoreless innings on Sept. 11 at Charlotte...compiled a 1.23 ERA in six games in September...pitched for Estrellas in the Dominican Winter League for the third consecutive season and was 2-2 with a 0.93 ERA in 20 relief appearances.

CAREER

2023—Combined to go 2-2 with a 5.18 ERA over 31 games (two starts) in three levels within the Detroit Minor League system (Double-A Erie, High-A West Michigan, and Single-A Lakeland)...spent the majority of the campaign at High-A West Michigan, where he posted a 2-1 record with a 4.73 ERA and averaged 11.1 strikeouts per nine innings pitched...was a Spring Training non-roster invitee with Detroit...pitched for Estrellas Orientales in the Dominican Winter League, going 2-0 with no runs allowed in 12.2 innings over 14 relief appearances...only allowed seven hits over 50 batters faced.

2022—Combined to pitch in 49 games between Single-A Lakeland, Single-A West Michigan and Double-A Erie...pitched in 10 games for West Michigan in June, compiling a 2-1 record with four saves, a 1.46 ERA and 16 strikeouts in 12.1 innings...did not allow an earned run in 18 consecutive appearances from June 14 to August 14, throwing 22.0 innings and giving up eight hits with 25 strikeouts...had a win in two postseason appearances for Erie (3.1 ip, 2 h, 2 bb, 6 so)...made four appearances with Estrellas Orientales in the Dominican Winter League and did not allow a run in 7.0 innings, giving up four hits with seven strikeouts.

2021—Spent the entire season with Single-A Modesto, seeing time in 31 games...pitched in six games during August and had a 2.63 ERA and nine strikeouts.

2020—Worked out remotely during the season as a result of the COVID-19 pandemic...did not play.

2019—Began the season in the Nationals organization before being acquired by Seattle on July 31...made 13 appearances during the season, with 10 of those lasting 2.0 innings or longer...went 0-1 with a 2.25 ERA and 13 strikeouts in 12.0 innings in five appearances, including one start, during August.

2018—Began his professional career with the Gulf Coast League Nationals, pitching in 10 games.

PERSONAL/MISCELLANEOUS

Elvis Ernesto Alvarado.

BASEBALL IN SACRAMENTO

The history of professional baseball in Sacramento dates back to 1883 when the city had a club in the California State League. Sacramento hosted Cal League and Pacific Coast League teams from the late 19th century to pre-World War I, before finally settling in for a 43-year run in the PCL from 1918-60. Baseball returned to the state capital in 1974 for a three-year stay in the PCL and the city also hosted a Western League team in 1999 before the River Cats joined the PCL in 2000 as the Triple-A affiliate of the A's. The club switched affiliation to the Giants in 2015.

LIFETIME PITCHING RECORD

Year	Club	W	L	ERA	G	GS	CG	SHO	SV	IP	H	R	ER	HR	HB	BB	IBB	SO	WP	BK
2018	GCL Nationals	0	0	6.59	10	0	0	0	0	13.2	15	15	10	1	3	12	0	13	6	3
2019	GCL Nationals	2	2	6.00	7	2	0	0	0	15.0	10	12	10	0	4	16	0	19	5	0
	AZL Mariners	0	1	2.25	5	1	0	0	0	12.0	10	4	3	0	2	3	0	13	1	0
	West Virginia	0	0	5.40	1	0	0	0	0	1.2	1	1	1	1	0	0	0	2	0	0
2020	(Minor League Season Cancelled — Did Not Pitch)																			
2021	Modesto	0	2	6.60	31	1	0	0	0	45.0	60	43	33	3	7	32	0	33	5	0
2022	Lakeland	0	1	2.25	6	0	0	0	1	8.0	7	2	2	0	0	4	0	8	3	0
	West Michigan	3	1	1.86	23	0	0	0	7	29.0	25	8	6	1	0	7	0	32	1	0
	Erie	5	1	3.97	20	1	0	0	2	22.2	16	11	10	2	2	7	1	23	5	0
2023	Erie	0	0	0.00	1	1	0	0	0	1.0	0	0	0	0	0	0	0	1	0	0
	West Michigan	2	1	4.73	25	0	0	0	2	26.2	28	17	14	5	2	11	0	33	3	0
	Lakeland	0	1	8.44	5	1	0	0	0	5.1	7	6	5	0	1	3	0	6	1	0
2024	Jacksonville	3	4	2.79	39	0	0	0	11	48.1	33	18	15	2	5	38	0	71	1	0
	Jupiter	0	0	0.00	2	0	0	0	0	2.1	0	1	0	0	1	2	0	3	0	0
Minor League Totals		15	14	4.25	175	7	0	0	23	230.2	212	138	109	15	27	135	1	257	31	3

CAREER TRANSACTIONS

2015 — Signed by the Washington Nationals organization as a non-drafted free agent, July 10. **2019** — Traded to the Seattle Mariners with minor league pitchers Aaron Fletcher and Taylor Guilbeau for pitchers Roenis Elias and Hunter Strickland, July 31. **2021** — Selected by the Detroit Tigers in the Triple-A portion of the Rule 5 draft, December 8. **2023** — Elected free agency, November 6. **2024** — Signed by the Miami Marlins to a minor league contract, January 20. Elected free agency, November 4; signed by the Pittsburgh Pirates, December 28. **2025** — Claimed off waivers by the Athletics, January 30.

**OUTFIELDER/INFIELDER****Height/Weight:** 6-0 / 221**Bats/Throws:** Right / Right**Birthdate:** March 2, 1995**Opening Day Age:** 30**Birthplace/Resides:** San Cristóbal, Dominican Republic / San Cristóbal, Dominican Republic**Major League Service:** 5 years, 53 days**Obtained:** Claimed off waivers from the Pittsburgh Pirates, November 6, 2023**Contract Status:** First year of a one-year contract through 2025[@MAndujarPapa](https://twitter.com/MAndujarPapa)[Instagram MiguelAndujar_02](https://www.instagram.com/MiguelAndujar_02)[Updated Stats](#)**CAREER HIGHLIGHTS**

Has played parts of eight seasons in the majors with the Yankees (2017-22), Pirates (2022-23) and Athletics (2024) and is a .273 career hitter with 43 home runs and 179 RBI in 373 games... played in 149 games as a rookie in 2018 when he finished second to Shohei Ohtani in American League Rookie of the Year voting...has played 75 games or fewer in each season since then... spent most of the 2019 and 2021 seasons on the injured list...was rated as the Yankees 10th-best prospect by *Baseball America* following the 2014 season...played for Scottsdale in the Arizona Fall League following the 2016 season and was named to the AFL All-Prospect team.

2024 HIGHLIGHTS

- Batted .285 with four home runs and 30 RBI in 75 games in a season where he missed 84 games during two stints on the injured list.
- The 75 games played were second most of his eight years in the majors to his rookie season of 2018 with the Yankees (149)...also had his best batting average and on-base percentage (.320) since 2018 (.297/.328).
- Struck out just 42 times in 319 plate appearances and his average of 7.60 plate appearances per strikeout was the best mark of his career...it was 16th best in the majors among players with 300 or more plate appearances.
- Hit .411 (23-for-56) with a .995 OPS against left-handed pitchers compared to .256 (63-for-246) with a .628 OPS against right-handers...had 14 RBI in 56 at bats against lefties, 16 in 246 against righties.
- Batted .333 with runners in scoring position, .320 in interleague play, .316 at home and .303 in the sixth inning or later...has a .333 average with RISP over the last two seasons.
- Tied for fourth in the majors with 10 outfield assists, despite just 72 games in the outfield...the assists were the most by an outfielder with fewer than 75 games played in Oakland history... they were the most by a Major Leaguer since the Angels Peter Bourjos had 10 in 51 games in 2010...now has 14 assists in 158 career games in the outfield.
- Started 71 games in left field and three at designated hitter...also appeared in one game at first base...committed two errors as an outfielder for a .986 fielding percentage.
- Made a team-leading 44 starts batting second in the order...also started 11 games in the three spot and 19 hitting clean-up.
- His batting average remained consistent, hitting .288 in June and then .270 in both July and August.
- Two of his four home runs gave the A's the lead...five of his nine home runs over the last three seasons have put his team ahead as have 15 of 43 in his career.
- Had a career high in grounded into double plays (10).
- **DAY-BY-DAY:** Was batting .357 with five home runs and 15 RBI in 14 Spring Training games before injuring his knee...underwent a right knee lateral meniscectomy on March 27 and began the season on the 10-day injured list...the surgery was performed by Dr. Doug Freedberg at Pima Surgical Center in Scottsdale, Ariz....was sent to Triple-A Las Vegas to begin a rehab assignment on May 16 and was 7-for-18 (.389) with four doubles and six RBI in five games when he was reinstated from the IL on May 24...missed the first 52 games of the season... went 13-for-29 (.448) with six runs, two doubles, two home runs and 12 RBI over his first seven games through June 1...capped that stretch June 1 at Atlanta when he matched his

career high in runs, hits and RBI...was 4-for-5 with three runs, a home run and four RBI...it was his second career four-hit game (April 22, 2018 vs. Toronto) and his fifth four RBI game...it was his first four-RBI game since Sept. 15, 2018 against Toronto...then went 1-for-20 over his next five games from June 2 to 7 and did not drive in a run over a 13-game span from June 2 to 16...matched his career high with three strikeouts on June 7 vs. Toronto and June 30 at Arizona...had a season-best 12-game reaching base streak from June 9 to 21...hit .367 with a .404 on-base percentage during the streak...that included a season-high seven-game hitting streak from June 14 to 21 (11-for-30, .367)...struck out just once in 31 plate appearances during the hitting streak...then batted .225 with one home run and seven RBI over his next 20 games from June 22 to July 14...began post All-Star Break play with three multiple-hit games in a three-game series against Los Angeles (AL) from July 19 to 21 (8-for-13, .615)...hit safely in each of his first six games after the break, going 12-for-27 (.444) with five RBI...a 2-for-4 performance on Aug. 4 against Los Angeles (NL) lifted his batting average to .300...then went 14-for-62 (.226) over his final 16 games to finish the year at .285...walked twice in a game for the second time in his career on Aug. 15 at New York (NL)...was placed on the 10-day injured list a second time on Aug. 28 retroactive to Aug. 25 with a core muscle injury...was transferred to the 60-day IL on Aug. 31 and had successful core muscle surgery on Sept. 10...the surgery was performed by Dr. William Meyers at the Vincera Institute in Philadelphia...missed the final 32 games of the season...played for Lacey in the Dominican Winter League following the season and went 5-for-31 (.161) with a home run and three RBI in eight games.

CAREER

2023—Spent most of the season at Triple-A Indianapolis where he hit .338 with 16 home runs, 86 RBI and a .941 OPS in 103 games...also batted .250 with four home runs and 18 RBI in 30 games over two stints with Pittsburgh...had a .300 on-base percentage with the Pirates, which was his best since posting a mark of .328 as a rookie in 2018...his seven doubles, 18 RBI and 11 extra base hits were also his most since 2018...hit .278 with an .871 OPS against left-handed pitchers, .229 with a .705 OPS against right-handers...had a .333 batting average with runners in scoring position, .211 in all other situations...batted .311 with three of his four home runs on the road, .179 at home...hit three of his four home runs during the day...two gave the Pirates the lead as did six of his 18 RBI...had a .268 batting average and three of his four home runs with two strikes...started 14 games in right field, five at designated hitter and one in left field...did not commit an error and had one assist in 19 games overall in the outfield...was 2-for-7 (.286) with a RBI as a pinch hitter...started game at every spot in the order except first and second...with Indianapolis, he had minor league career highs in batting (.338), on-base percentage (.404), RBI (86) and walks (47) and matched his best in home runs (16)...rank third in the International League in batting, fourth in OPS (.940), fifth in slugging (.536), tied for fifth in hits (140), tied for seventh in RBI, eighth in on-base percentage and tied for eighth in doubles (30)...led the Pirates farm system in hits and doubles, ranked second in RBI and extra base hits (48), seventh in home runs and 10th in runs (63)...hit .341 with a .914 OPS against right-handed pitchers, .330 with a 1.022 OPS against left-handers...led all Triple-A hitters with a .398 batting average with runners in scoring position...batted .394 with runners on, .284 with the bases empty...hit .373 with a 1.049 OPS at home, .305 with a .833 OPS on the road...had a .355 batting average in night games and .272 with two strikes...was 26-for-50 (.520) with three home runs, 18 RBI and a 1.350 OPS when putting the first pitch in play...started 29 games at first base, 26 at designated hitter, 26 in right field and 22 in left field...committed one error as a first baseman and one as a right fielder...tied for ninth among IL outfielders in assists (8) despite just 49 games in the outfield...hit .488 with six home runs and 19 RBI as a left fielder...started games at every spot in the order from third through seventh and had his most action with 50 starts batting third...was named a Pirates Organizational All-Star by MLB.com...played for Lacey in the Dominican Winter League following the season and hit .306 with two home runs and 19 RBI in 31 games...began the season at Indianapolis...went 11-for-27 (.407) over a seven-game stretch from April 11-18...matched his minor league best with two stolen bases on April 23 at Memphis...was batting .284 with three home runs and 15 RBI in 23 games when he was selected by Pittsburgh on April 29...made his Pirates debut in a doubleheader that day against Washington and had two hits, a home run and three RBI in each game...then went 1-for-26 over his next 11 games and was batting .161 with two home runs and six RBI in 13 games overall when he was designated for assignment on May 19...was outrighted to Indianapolis on May 21 and joined the club on May 24...went 2-for-4 that day

against Columbus to start a 20-game hitting streak that ran through June 18...was 35-for-82 (.427) with nine doubles, a triple, five home runs and 19 RBI during the streak...it was his first of three hitting streaks of 10 or more games...had his first of four four-hit games May 31 against Toledo (also June 3 vs. Toledo, June 23 vs. Columbus and Aug. 1 at Gwinnett)...the four hits match his most as a minor leaguer...went 3-for-4 with two RBI on June 22 against Columbus and then had a 4-for-6 performance and four RBI the next day against the Clippers...hit safely in 15 consecutive games from June 29 to July 18 and was 27-for-66 (.409) with 20 RBI during the streak...batted .362 with 23 RBI and a 1.015 OPS in 23 games in June...then hit .380 with 26 RBI and a 1.009 OPS in 24 games in July...had his first of three five-RBI games on July 4 against Memphis (also July 14 at Omaha and Aug. 1 at Gwinnett)...had an 11-game hitting streak from July 27 to Aug. 10...hit .489 (22-for-45) with three doubles, four home runs, 14 RBI and six walks (.549 on-base percentage) during the streak...joined the Pirates as a September call-up and batted .302 with two home runs and 12 RBI in 17 games during his second stint with Pittsburgh.

2022—Hit a combined .235 with five doubles, one triple, one home run and 17 RBI in 36 games between New York (AL) and Pittsburgh...began the season with Triple-A Scranton/Wilkes-Barre, and hit .347 in 13 games in April...was recalled by New York on April 26...went 2-for-4 with a run scored in his season debut with the Yankees on April 29 at Kansas City...was optioned back to Scranton on May 2 before being recalled again on May 23...hit safely in five of his six games from May 25-31 before being optioned back to Triple-A on June 3...was recalled as the 27th man for a doubleheader on July 2 (played in both games at Cleveland before being returned to Triple-A)...hit safely in four of his five games with the Yankees during the month of August after being with the team from Aug. 9-17...was appointed as the 27th man for the Sept. 7 doubleheader against Minnesota...was recalled again on Sept. 8...appeared in seven games before being optioned back to Triple-A on Sept. 21 and designated for assignment on Sept. 22...was claimed off waivers by Pittsburgh on Sept. 25...made his Pirates debut as the designated hitter on Sept. 26 vs. Cincinnati and went 1-for-3 with a walk while batting third...produced nine RBI in his first eight games with the Pirates to become one of just seven players since 1961 to collect nine or more RBI in his first eight games with the club.

2021—Began the season on the 10-day injured list due to right wrist carpal tunnel syndrome and missed the first 21 games...was reinstated from the injured list following the game on April 25 and optioned to New York's alternate site...made his season debut on May 7 vs. Washington while making the start at first base...it was his first career appearance in the big leagues at first base...was optioned to Scranton on May 10 before being recalled on May 13...went deep five times over an eight-game span from May 31 to June 9 after going homerless in his first 18 games to start the season...missed three straight games from July 7-9 with a left wrist sprain prior to being placed on the 10-day injured list on July 10...played in two games on rehab with Scranton before being returned from rehab and transferred to the 60-day IL on Aug. 23.

2020—Had four separate stints with the Yankees...made his season debut on July 26 at Washington, where he started in left field...it was his first professional appearance at a defensive position other than third base...went deep on Sept. 7 at Toronto for his first home run since Sept. 27, 2018.

2019—Was a member of New York's Opening Day roster for the first time in his career...was on the 10-day injured list from April 1 to May 4 with a right shoulder strain...was placed on the 10-day injured list again on May 13 with a right labrum tear...underwent right shoulder labral repair on May 20 at New York Presbyterian Hospital...was transferred to the 60-day injured list on May 21 and missed the remainder of the season.

2018—Finished second in American League Rookie of the Year voting behind Shohei Ohtani...was honored as the AL Rookie of the Year by *The Sporting News* as voted on by his peers...was named to *Baseball Digest's* and *Baseball America's* All-Rookie teams...led all rookies in hits, doubles, RBI, extra base hits (76) and multi-hit games (53), tied for first in home runs and ranked second in both runs and batting average...set the Yankees rookie record for most doubles (the previous record was 44 by Joe DiMaggio in 1936)...tied Boston's Fred Lynn from 1975 for the most doubles by an AL rookie and the second-most by any rookie in ML history behind Brook-

lyn's Johnny Frederick in 1929 (52)...recorded the third-most extra base hits (76) by a Yankees rookie in a single season behind DiMaggio (88 in 1936) and Aaron Judge (79 in 2017)...joined DiMaggio (1936) as the only rookies in Yankees history to hit at least 40 doubles and 20 home runs in a season...was one of four Yankees rookies to hit at least 25 home runs in a season, joining Judge (52 in 2017), DiMaggio (29 in 1936) and Joe Gordon (25 in 1938)...became one of seven Yankees since 1913 to collect at least 50 multi-hit games in his rookie season, joining DiMaggio (66 in 1936), Earle Combs (65 in 1925), Tom Tresh (54 in 1962), Ben Chapman (52 in 1930), Derek Jeter (50 in 1996) and Phil Rizzuto (50 in 1941)...became the first member of the Yankees age-23 or younger to hit 25 home runs in a season since Bobby Murcer (26) at age-23 in 1969...hit the first home run of his big league career on April 17 vs. Miami off Brad Ziegler... hit his first career grand slam on June 5 vs. Toronto...was named the AL Rookie of the Month in June and again for August...tied for the AL lead for home runs in August (10) while also tying for the MLB lead in RBI (29).

2017—Had three separate stints with the Yankees...made his big league debut on June 28 at Chicago (AL), going 3-for-4 with a double, four RBI, walk and stolen base...set a Yankees record for RBI in a Major League debut...the previous record of three was held by Marv Throneberry on Sept. 25, 1955, and Billy Martin on April 18, 1950...was named the winner of the Kevin Lawn Player of the Year Award, presented annually to the organization's top performer...led all Yankees minor leaguers in batting average (.315) and doubles (36) while finishing third in RBI (82)... was a Yankees Organizational All-Star.

2016—Split the season between Single-A Tampa and Double-A Trenton, batting .273 with 12 home runs and 83 RBI in 130 games...ranked second among Yankees minor leaguers in RBI... was named an Organization All-Star by MiLB.com...was named to the Florida State League Mid-season All-Star team...played for Scottsdale in the Arizona Fall League following the season and hit .284 with five RBI and nine walks in 19 games...was named to the AFL Fall Stars Game and the AFL All-Prospect team.

2015—Batted .243 with eight home runs and 57 RBI in 130 games for Single-A Tampa...was successful in 12-of-13 (92.3%) stolen base attempts...was named a Florida State League Midseason All-Star...had a 15-game hitting streak from Aug. 9-25...following the season, was ranked as the 10th best third base prospect in the minors by *Baseball America*.

2014—Spent the entire season with Single-A Charleston, batting .267 with 10 home runs and 70 RBI in 127 games...ranked third in the Yankees organization in RBI...following the season, was ranked as the Yankees 10th-best prospect by *Baseball America*.

2013—Hit .323 with four home runs and 25 RBI in 34 games with the Gulf Coast League Yankees 2.

2012—Made his professional debut with the Gulf Coast League Yankees, hitting .232 with a home run and 19 RBI in 50 games.

PERSONAL/MISCELLANEOUS

Miguel Enrique Andújar (Ruiz)...served as a counselor in Nelson Cruz's Boomstick Baseball Clinic in the Dominican Republic in 2019 alongside Cruz, Joaquin Benoit, Starlin Castro, Jean Segura, Juan Soto and Victor Robles...was named a recipient of the Thurman Munson Award in February of 2019.

LIFETIME PLAYING RECORD

Year	Club	AVG.	G	AB	R	H	2B	3B	HR	RBI	SH	SF	HP	BB	SO	SB	CS	OBP	SLG	E
2012	GCL Yankees	.232	50	177	21	41	9	0	1	19	0	0	1	13	37	1	3	.288	.299	14
2013	GCL Yankees2	.323	34	133	18	43	11	0	4	25	0	1	3	7	21	4	1	.368	.496	11
2014	Charleston	.267	127	484	75	129	25	4	10	70	2	3	3	35	83	5	1	.318	.397	26
2015	Tampa	.243	130	485	54	118	24	5	8	57	0	3	3	29	90	12	1	.288	.363	26
2016	Tampa	.283	58	230	34	65	10	2	10	41	0	0	3	18	30	1	3	.343	.474	7
	Trenton	.266	72	282	28	75	16	2	2	42	0	9	7	21	42	2	1	.323	.358	15
2017	Trenton	.312	67	253	30	79	23	1	7	52	0	5	2	12	38	2	3	.342	.494	10
	Scranton/Wilkes-Barre	.317	58	227	36	72	13	1	9	30	0	4	2	17	33	3	0	.364	.502	7
	NEW YORK (AL)	.571	5	7	0	4	2	0	0	4	0	0	0	1	0	1	0	.625	.857	0
2018	NEW YORK (AL)	.297	149	573	83	170	47	2	27	92	0	4	4	25	97	2	1	.328	.527	15
2019	NEW YORK (AL)	.128	12	47	1	6	0	0	0	1	0	1	0	1	11	0	0	.143	.128	3
	Tampa	.300	3	10	1	3	0	0	1	4	0	0	0	0	0	0	0	.300	.600	2
2020	NEW YORK (AL)	.242	21	62	5	15	2	1	1	5	0	0	0	3	9	0	0	.277	.355	4
2021	Scranton/Wilkes-Barre	.333	16	54	13	18	1	0	5	13	0	2	0	7	6	0	0	.397	.630	0
	NEW YORK (AL)	.253	45	154	19	39	2	0	6	12	0	1	0	7	28	0	1	.284	.383	1
2022	Scranton/Wilkes-Barre	.285	71	277	42	79	17	0	13	51	0	1	2	17	35	5	0	.330	.487	4
	NEW YORK (AL)	.229	27	96	9	22	2	0	1	8	0	1	0	3	22	4	0	.250	.281	0
	PITTSBURGH	.250	9	36	4	9	3	1	0	9	0	2	0	2	5	0	1	.275	.389	0
2023	Indianapolis	.338	103	414	63	140	30	2	16	86	0	3	1	47	55	5	3	.404	.536	2
	PITTSBURGH	.250	30	84	9	21	7	0	4	18	0	0	0	6	13	2	0	.300	.476	0
2024	Las Vegas	.389	5	18	3	7	4	0	0	6	0	0	0	1	2	0	0	.421	.611	0
	OAKLAND	.285	75	302	31	86	14	1	4	30	0	1	3	13	42	3	2	.320	.377	2
	Major League Totals	.273	373	1361	161	372	79	5	43	179	0	10	7	61	227	12	5	.306	.434	25
	Minor League Totals	.285	794	3044	418	869	183	17	86	496	2	31	27	224	472	40	16	.337	.442	124

CAREER TRANSACTIONS

2011 — Signed as a free agent to a minor league contract, July 2. **2019** — On the injured list, April 1 to May 3; included rehabilitation assignment to Tampa, April 30 to May 3. On the injured list, May 13 to November 3. **2021** — On the injured list, March 29 to April 24; included rehabilitation assignment to the Gulf Coast Yankees, March 31 to April 24. On the injured list, July 7 to November 6; included rehabilitation assignment to Scranton/Wilkes-Barre, August 17 to 22, and September 19 to October 7. **2022** — Claimed off waivers by the Pittsburgh Pirates, September 25. **2023** — Claimed off waivers by the Oakland Athletics, November 6. **2024** — On the injured list, March 25 to May 23; included rehabilitation assignment to Las Vegas, May 16 to 23. On the injured list, August 25 to October 30.

WILD CARD PLAYING RECORD

Year	Club/Opp.	AVG.	G	AB	R	H	2B	3B	HR	RBI	SH	SF	HP	BB	SO	SB	CS	OBP	SLG	E
2018	NYY vs. OAK	1.000	1	1	0	1	0	0	0	0	0	0	0	1	0	0	0	1.000	1.000	1

DIVISION SERIES PLAYING RECORD

Year	Club/Opp.	AVG.	G	AB	R	H	2B	3B	HR	RBI	SH	SF	HP	BB	SO	SB	CS	OBP	SLG	E
2018	NYY vs. BOS	.111	3	9	0	1	0	0	0	0	0	0	0	1	2	0	0	.200	.111	0

ANDUJAR'S CAREER BESTS

Hits: 4 (twice), last: June 1, 2024 at Atlanta

Home Runs: 1 (43 times), last: July 21, 2024 vs. Los Angeles (AL)

Runs Batted In: 4 (five times), last: June 1, 2024 at Atlanta

Stolen Bases: 1 (12 times), last: August 4, 2024 vs. Los Angeles (NL)

Hitting Streak: 9, September 27, 2018 to May 5, 2019

Hitless Streak (At Bats): 19, May 5 to 10, 2019

Game Ending RBI: 1, May 4, 2018 vs. Cleveland (single)

Grand Slams: 2, September 15, 2018 vs. Toronto (Tyler Clippard); June 5, 2018 at Toronto (Seunghwan Oh)

Pinch-Hit Home Runs: None

Inside-The-Park Home Runs: None

Lead Off Home Runs: None

**OUTFIELDER****Height/Weight:** 5-10 / 195**Bats/Throws:** Left / Left**Birthdate:** June 13, 1996**Opening Day Age:** 28**Birthplace/Resides:** Alabaster, Alabama / Alabaster, Alabama**Major League Service:** None**Obtained:** Signed to a minor league contract, November 20, 2024**Contract Status:** First year of a one-year contract through 2025

[Updated Stats](#)
NON-ROSTER INVITEE**CAREER HIGHLIGHTS**

Was originally selected by the Los Angeles Dodgers in the 33rd round of the 2018 First-Year Player Draft and spent his entire career in the Dodgers farm system before signing a minor league deal with the A's on Nov. 20, 2024...hit .273 with 51 home runs, 281 RBI and 161 stolen bases in 643 games in six seasons in minors for Los Angeles...added 331 walks for a .367 on-base percentage...has played 364 games in center field, 155 in left field and 90 in right field... has spent the last four seasons at Triple-A Oklahoma City...has scored 90 or more runs in each of the last three seasons and his 294 runs scored over that span are the most in the minors... was named a Dodgers MiLB.com Organization All-Star in 2022.

2024 HIGHLIGHTS

- Spent the entire season at Triple-A Oklahoma City for the fourth consecutive year and batted .272 with eight home runs, 52 RBI, 105 runs scored and 35 stolen bases in 133 games.
- Had career highs in games, at bats (541), runs, hits (147), walks (80), extra base hits (43) and strikeouts (157) and matched his high in doubles (27).
- Ranked second in all of minor league baseball in runs scored to Rikuu Nishida of the White Sox organization (114)...also ranked fifth in at bats and tied for 10th in hits...has scored 90 or more runs in each of the last three seasons and his 294 runs scored over that span are the most in the minors.
- Led the Pacific Coast League in runs, ranked second in walks, strikeouts and at bats, tied for second in triples (8), third in hits, fifth in games and tied for sixth in stolen bases.
- Topped the Dodgers farm system in runs, tied for the lead in triples, ranked second in hits, third in walks, fourth in doubles, stolen bases and strikeouts and tied for seventh in extra base hits.
- His batting average broke down to .318 (34-for-107) with a .907 OPS against left-handed pitchers compared to .260 (113-for-434) with a .725 OPS against right-handers.
- Batted .303 with runners in scoring position...was 2-for-12 (.167) with six RBI with the bases loaded.
- Hit .340 with a .937 OPS in 23 day games, .257 with a .724 OPS in 110 night games...connected for all eight of his home runs at night.
- Started 75 games in center field, 42 in right field, 10 in left field and three at designated hitter...committed just one error in 129 games overall in the outfield for a .996 fielding percentage...had a career-high 10 outfield assists, which tied for second in the PCL...led PCL outfielders in fielding percentage and double plays (4) and ranked second in total chances (284) and putouts (273).
- Made 127 starts batting leadoff and three in the nine spot in the order.
- DAY-BY-DAY:** Went 19-for-53 (.358) with 13 runs scored and eight multiple hit games over his first 12 contests through April 14...singled in the fifth inning on April 14 at Round Rock for the 500th hit of his minor league career...went 13-for-36 (.361) with seven walks (.465 on-base percentage) and 15 runs scored over a nine-game stretch from April 21 to May 1...scored a season-high four runs on April 25 at Albuquerque when he went 1-for-2 with a double and a career-high tying four walks...hit .315 in 21 games in April and ranked second in the PCL in runs scored (27)...went 4-for-6 on May 9 at Sugar Land...that lifted his batting average to .336

with 35 runs scored and a .917 OPS over his first 32 games...then went 12-for-70 (.171) over his next 17 contests through the end of May...committed his only error of the season on May 26 at Reno...finished the year with an 86-game errorless streak as an outfielder...reached base safely in 49 of 50 games from May 31 to August 6...had a 25-game reaching base streak from May 31 to July 1, went 0-for-5 on July 3 and then reached base in 24 straight from July 4 to Aug. 6...tied for third in the PCL with 11 stolen bases in May...matched his season-high with four runs scored June 19 against Albuquerque...batted .305 with three of his eight home runs in June...went 22-for-122 (.180) over a 33-game stretch from July 13 to Aug. 27...however, drew 25 walks over that span for a .318 on-base percentage...had 28 stolen bases over his first 85 games through July 20...then went 22 consecutive games without a steal from July 21 to Aug. 18 and stole just seven bases over his final 48 contests...collected his 100th career double as a minor leaguer on July 30 at El Paso...finished July with a .195 batting average but walked 19 times for a .347 on-base percentage...then hit .191 in August...went 0-for-5 with a career-high tying four strikeouts Aug. 7 vs. Round Rock...hit safely in each of his final 10 games beginning Sept. 8, which was his longest hitting streak of the season (23-for-46, .500)...was named PCL Player of the Week for the week of Sept. 16 to 22...went 14-for-22 (.636) with five runs, two doubles, one home run, seven RBI and four walks in five games at Salt Lake...including the 18th when he was 5-for-6 with four runs scored, a double, home run, five RBI and a walk...it was his first career five-hit game and the first time he reached base safely six times in a game...matched his career high in RBI and equaled his season high in runs scored...batted .397 with a .968 OPS in September...finished third in the PCL in batting in September and seventh in on-base percentage (.438).

CAREER

2023—Played his third straight season with Triple-A Oklahoma City...had career highs in doubles (27), home runs (11) and RBI (58)...registered a .254/.355/.380 slashline with a .735 OPS...spent time in every outfield position, filed the most time in center field (785.1 innings), only committing three errors in 221 total chances...was even-keeled at home and on the road, posting a .255/.348/.403 slashline in 62 games at home against a .253/.361/.358 slashline on the road...in the second half of the season, hit .274 in 60 games with 24 RBI...had his best month at the plate in July, slashing .276/.368/.429 with a .797 OPS and 10 doubles, one triple, one home run and 15 RBI.

2022—Spent the entirety of the season with Triple-A Oklahoma City and had a career-high 12 triples in 119 games...garnered a slashline of .282/.379/.426 and an OPS of .805 despite striking out 129 times and walking 61 times...started 104 games in center field and committed five errors in 234 total chances for a .979 fielding percentage...also appeared in 12 games in left field...went 3-for-5 with a triple, a home run, and four RBI on Sept. 25 vs. El Paso...roped .279 off of righties and .294 off lefties...hit .306 with runners in scoring position including...smashed four RBI in two different games: Sept. 18 at Albuquerque and Sept. 25 vs. El Paso, hitting a combined 6-for-10 with six runs in the two games...was named an Organization All-Star by MiLB.com.

2021—Promoted to Triple-A Oklahoma City for the entire season, playing in 90 games with a .275 batting average...slashed .275/.388/.438 with 102 total bases and 19 stolen bases, and striking out 59 times...hit .279 against righties and .259 against lefties...had his best month in June, hitting .326 with seven doubles, three home runs, 14 RBI, and 24 runs...spent time across the outfield with a majority in center field (61 games, 48 starts), committing only two errors in 125 total chances.

2020—Did not play as the minor league season was cancelled due to the pandemic.

2019—Made stops at Single-A Great Lakes (11 games), High-A Rancho Cucamonga (36 games), and Double-A Tulsa (65 games)...with Single-A Great Lakes, hit .194 with one double and one home run...with High-A Rancho Cucamonga, slugged a .293/.353/.488 slashline with an .841 OPS in 123 at bats...with Double-A Tulsa, tabbed a .286 batting average...totaled eight doubles, one triple, six homers, 18 RBI, 36 runs, and 91 total bases...played at all three of the outfield positions, combining for 74 games in left field, 16 games in center field, and 12 games in right field...committed three errors in 112 total chances for a .973 fielding percentage in left field...pitched

one inning for Double-A Tulsa on August 29, gave up one hit in nine pitches while earning the win.

2018—Split the season between the AZL Dodgers (eight games), Rookie-level Ogden (16 games), and High-A Great Lakes (36 games)...with the AZL Dodgers, sported a .393 batting average with one double, three home runs, and 10 RBI...with Rookie-level Ogden, tallied a .350/.481/.667 slashline with an OPS of 1.148 in 60 at bats...with High-A Great Lakes, went 28-for-123 for a .228 batting average over 36 games...totaled five doubles, two triples, two homers, and 21 RBI...spent time across the outfield, combining for 46 games in left field, 12 in right field and 15 in center...committed no errors over 74 total chances in left field.

PERSONAL/MISCELLANEOUS

Andrew Avans...played four seasons of college ball at Southeastern Louisiana University where he was a pitcher and an outfielder.

LIFETIME PLAYING RECORD

Year	Club	AVG.	G	AB	R	H	2B	3B	HR	RBI	SH	SF	HP	BB	SO	SB	CS	OBP	SLG	E
2018	AZL Dodgers	.393	8	28	6	11	1	1	3	10	0	0	0	2	4	3	0	.433	.821	0
	Ogden	.350	16	60	23	21	0	2	5	20	0	1	0	16	10	5	3	.481	.667	0
	Great Lakes	.228	36	123	17	28	5	2	2	21	1	4	3	17	29	12	2	.327	.350	0
2019	Great Lakes	.194	11	36	5	7	1	0	1	3	0	1	0	6	7	4	1	.302	.306	1
	Rancho Cucamonga	.293	36	123	23	36	7	4	3	19	1	1	2	10	37	3	3	.353	.488	1
2020	Tulsa	.286	65	220	36	63	8	1	6	18	1	0	1	19	64	17	5	.346	.414	2
	(Minor League Season Cancelled — Did Not Play)																			
2021	Oklahoma City	.275	90	233	51	64	15	4	5	32	1	1	1	43	59	19	2	.388	.438	3
2022	Oklahoma City	.282	119	432	94	122	17	12	7	48	3	1	7	61	129	40	7	.379	.426	6
2023	Oklahoma City	.254	129	508	95	129	27	2	11	58	1	5	5	77	132	23	8	.355	.380	9
2024	Oklahoma City	.272	133	541	105	147	27	8	8	52	0	2	2	80	157	35	6	.366	.396	1
Minor League Totals		.273	643	2304	455	628	108	36	51	281	8	16	21	331	628	161	37	.367	.417	23

CAREER TRANSACTIONS

2018 — Selected by the Los Angeles Dodgers in the 33rd round of the First-Year Player Draft. **2024** — Elected free agency, November 4; signed by the Athletics to a minor league contract, November 20.

LIFETIME PITCHING RECORD

Year	Club	W	L	ERA	G	GS	CG	SHO	SV	IP	H	R	ER	HR	HB	BB	IBB	SO	WP	BK
2019	Tulsa	1	0	0.00	1	0	0	0	0	1.0	1	0	0	0	0	0	0	0	0	0
2023	Oklahoma City	0	0	0.00	1	0	0	0	0	1.0	1	0	0	0	0	1	0	0	0	0
Minor League Totals		1	0	0.00	2	0	0	0	0	2.0	2	0	0	0	0	1	0	0	0	0

WARMEST GAME TIME TEMPERATURES

Game time temperatures are available for all A's games dating back to 1991 and all Major League games dating back to 1998. The highest recorded first pitch temperature at the Oakland Coliseum was 94 degrees on Sept. 6, 2020 against San Diego and the highest recorded temperature for any A's home game was 101 for the Kansas City A's on July 27, 1956 against New York. The highest recorded game time temperature for any A's game is 106 on Sept. 3, 2007 at Los Angeles (AL) and July 8, 2011 at Texas. The highest recorded first pitch for any Major League game is 109, most recently for the first game of a Houston at Los Angeles (AL) doubleheader on Sept. 5, 2020.

Warmest A's Home Games

94	Sept. 6, 2020 vs. San Diego
92	June 21, 2022 vs. Seattle
92	June 17, 1993 vs. Chicago
91	June 20, 2008 vs. Florida
91	Aug. 1, 1993 vs. Texas

(since 1991)

Warmest A's Games

106	July 8, 2011 at Texas
106	Sept. 3, 2007 at Los Angeles (AL)
101	July 26, 2018 at Texas
100	five times, last: July 25, 2018 at Texas

(since 1991)

Warmest MLB Games

109	Sept. 5, 2020 HOU at LAA (G#1)
108	July 6, 2018 LAD at LAA
107	July 21, 2018 CLE at TEX
107	July 20, 2018 CLE at TEX
107	Aug. 2, 2011 BAL at KC

(since 1998)



RIGHT-HANDED PITCHER

Height/Weight: 6-0 / 227

Bats/Throws: Right / Right

Birthdate: November 7, 2000

Opening Day Age: 24

Birthplace/Resides: Kennesaw, Georgia / White, Georgia

Major League Service: None

Obtained: Acquired from Kansas City in a four-player trade, July 30, 2024

Contract Status: First year of a one-year contract through 2025

[Updated Stats](#)

NON-ROSTER INVITEE

CAREER HIGHLIGHTS

Was originally selected by Kansas City in the third round of the 2022 First-Year Player Draft and spent two-plus seasons in the Royals farm system before he was traded to the A's on July 30, 2024...is 16-15 with a 3.66 ERA in 53 games, including 49 starts, in three seasons in the minors... has struck out 310 in 255.2 innings (10.91 strikeouts per nine innings) and walked 100 for a strike-out-to-walk ratio of 3.10...was named a Royals Organizational All-Star in 2023 and also earned the Paul Splittorff Award, given to the top pitcher in the Royals farm system...was rated as the Royals fourth-best prospect by MLB.com at the time of his trade to Oakland and was ranked as the A's sixth-best prospect following the 2024 season.

2024 HIGHLIGHTS

- Was acquired by the A's at the trading deadline with two other players from Kansas City for Lucas Erceg...spent the entire season at the Double-A Level and combined for a 9-8 record, a 4.20 ERA and .701 opponents OPS in 26 games, including 25 starts, with Northwest Arkansas and Midland.
- Struck out 161 batters in 133.0 innings (10.89 strikeouts per nine innings) and ranked eighth in all of minor league baseball in strikeouts.
- Placed second in the Texas League in strikeouts, tied for second in games started, third in innings pitched, fourth in ERA, tied for fourth in wins and fifth in opponents batting average (.240).
- Had career highs in every counting category except walks and wild pitches...his ERA and his slashline numbers of .240/.316/.385/.701 were the highest of his three professional seasons.
- His opponents batting average broke down to .247 (74-for-299) with 10 of his 13 home runs and a .745 OPS against right-handed pitchers compared to .229 (47-for-205) with a .635 OPS against left-handers.
- Yielded a .220 average with runners in scoring position...opponents were 1-for-8 (.125) with a double and three strikeouts with the bases loaded.
- As a starter, had a .200 opponents batting average the first time through the order, .250 the second time and .312 with six of his 13 home runs the third time.
- Combined for a 3-6 record and a 5.62 ERA in 12 starts in his home ballparks...was 6-2 with a 3.11 ERA in 14 games, including 13 starts, on the road.
- Had a 1.44 ERA in the first inning and a 3.21 ERA over innings 1-4...logged a 6.94 ERA from the fifth inning on...surrendered seven of his 13 home runs in the fifth inning (8.44 ERA).
- Was rated as the Royals fourth-best prospect by MLB.com at the time of the trade and was ranked as the A's sixth-best prospect following the season.
- **DAY-BY-DAY:** Picked up his first win of the season on April 18 against Midland when he struck out a career-high tying 10 batters in 5.0 innings in a 7-1 win...was 1-0 with a 3.42 ERA over his first five starts through May 1...then compiled a 2-5 record and an 8.75 ERA over his next eight games from May 9 to June 19...made his lone relief appearance of the season on May 19 at Arkansas and picked up the win (4.2 ip, 4 h, 2 r, 2 er, 1 bb, 5 so)...lost three consecutive starts from May 25 to June 6 for his lone losing streak of the season (9.22 ERA, 1.107 opponents OPS)...allowed a career-high eight runs on a career-high 11 hits in 4.0 innings in a 9-0 loss to Amarillo on May 25...surrendered two home runs in a game for the first time in his

career on May 31 at Tulsa (also June 6 and Aug. 21, both against Wichita)...posted a record of 1-3 with an 8.04 ERA and .922 opponents OPS in six games, five starts, in May...tied for second in the TL in strikeouts in May (37)...went 4-2 with a 1.08 ERA and .495 opponents OPS over a six-start stretch from July 13 to Aug. 15...issued a career-high tying four walks July 23 against Arkansas...was 5-6 with a 4.91 ERA in 19 games with Northwest Arkansas when he was traded to the A's on July 30 with Will Klein and fellow minor leaguer Jared Dickey for Lucas Erceg...went 4-2 with a 2.61 ERA in seven starts for the RockHounds...equaled his career highs in strikeouts (10) and innings pitched (7.0) in a 3-0 win at Tulsa on Aug. 15...had two more outings of 7.0 innings on Aug. 28 at San Antonio and Sept. 10 at Corpus Christi...went 2-1 with a 1.64 ERA and .512 opponents OPS in five starts in August...logged a career-high 100 pitches in 7.0 scoreless innings on Sept. 10 at Corpus Christi...was 2-0 with a 0.69 ERA in two regular season starts in September...then made two postseason starts for Midland and was 1-0 with a 0.82 ERA (11.0 ip, 6 h, 1 r, 1 er, 5 bb, 15 so)...the win came in Game 1 of the Semi-finals, a 2-0 victory over Frisco on Sept. 17 (6.0 ip, 2 h, 2 bb, 7 so).

CAREER

2023—Was the recipient of the 2023 Paul Splitter Award, given to the top pitcher in the organization, as well as being named an MLB Pipeline Pitcher Prospect of the Year and MiLB.com Organization All-Star...split the season between High-A Quad Cities and Double-A Northwest Arkansas, where he amassed a 3.30 ERA across 23 starts with a Royals minor league-leading 137 strikeouts and a 1.19 WHIP...across his 23 starts, he never allowed more than four earned runs...following the MLB All-Star break, he went 4-2 with a 2.66 ERA over 10 starts...with Quad Cities, he went 4-6 with a 3.18 ERA, 94 strikeouts in 82.0 innings and an opponents batting average of .203, earning a promotion to Northwest Arkansas on Aug. 2...made his Double-A debut on Aug. 8 vs. Wichita and struck out seven batters over 5.0 innings...each of his next two starts came at Corpus Christi on Aug. 15 and 20, and he combined to cover 9.0 one-run innings with 12 strikeouts and just 6 hits across the 2 outings.

2022—Pitched 8.0 hitless, scoreless frames between the Arizona Complex League (1.0 ip) and Single-A Columbia (7.0 ip) in his professional debut...walked one and struck out 12.

PERSONAL/MISCELLANEOUS

Mason McLendon Barnett was originally signed by Royals scout Will Howard...graduated from Cartersville HS (Ga.) in 2019, where he was a two-time Class 5-4A All-Region honoree and Cartersville High School Pitcher of the Year...attended Auburn University from 2020-22, where he struck out 142 batters in 111.1 innings (11.5 strikeouts per nine innings) across 41 appearances (20 starts) over three seasons...made five starts with the Brewster Whitecaps in the Cape Cod League in 2021.

LIFETIME PITCHING RECORD

Year	Club	W	L	ERA	G	GS	CG	SHO	SV	IP	H	R	ER	HR	HB	BB	IBB	SO	WP	BK
2022	ACL Royals	0	0	0.00	1	1	0	0	0	1.0	0	0	0	0	0	0	0	1	0	0
	Columbia	1	0	0.00	3	0	0	0	0	7.0	0	0	0	0	1	1	0	11	0	0
2023	Quad Cities	4	6	3.18	16	16	0	0	0	82.0	59	33	29	3	6	38	0	94	7	1
	NW Arkansas	2	1	3.58	7	7	0	0	0	32.2	27	13	13	2	1	12	0	43	1	1
2024	NW Arkansas	5	6	4.91	19	18	0	0	0	91.2	89	55	50	9	6	36	0	109	3	0
	Midland	4	2	2.61	7	7	0	0	0	41.1	32	14	12	4	2	13	0	52	0	0
Minor League Totals		16	15	3.66	53	49	0	0	0	255.2	207	115	104	18	16	100	0	310	11	2

CAREER TRANSACTIONS

2022 — Selected by the Kansas City Royals in the third round of the First-Year Player Draft. **2024** — Traded to the Oakland Athletics with right-handed pitcher Will Klein and minor league outfielder Jared Dickey for right-handed pitcher Lucas Erceg, July 30.

**LEFT-HANDED PITCHER****Height/Weight:** 6-2 / 218**Bats/Throws:** Right / Left**Birthdate:** October 8, 1997**Opening Day Age:** 27**Birthplace/Resides:** Pearland, Texas / Pearland, Texas**Major League Service:** 30 days**Obtained:** Selected in the 16th round of the 2019 First-Year Player Draft**Contract Status:** First year of a one-year contract through 2025
 [Updated Stats](#)
CAREER HIGHLIGHTS

Made his Major League debut in 2024 and went 1-1 with a 4.03 ERA in seven games, including four starts...was the A's 16th round selection in the 2019 First-Year Player Draft but has pitched in just 64 minor league games since then due to the pandemic and July 9, 2021 "Tommy John" surgery...is 11-10 with a 3.55 ERA in 64 games, including 40 starts...has 237 strikeouts in 203.0 innings (10.51 per nine innings) and has walked 55 (2.44 per nine innings).

2024 HIGHLIGHTS

- Began the season at Double-A Midland but made both his Triple-A and Major League debuts...combined for a 5-4 record, two saves and a 4.55 ERA in 22 games, 18 starts, in the minors and was 1-1 with a 4.03 ERA in seven games, four starts, over five stints with the A's.
- Struck out 19 and walked just five in 22.1 innings (2.01 per nine innings) with Oakland for a strikeout-to-walk ratio of 3.80.
- Allowed a .264 opponents batting average, which broke down to .130 (3-for-23) with a .290 opponents OPS against left-handed hitters compared to .313 (20-for-64) with a .822 OPS against right-handers...yielded all four of his extra base hits to righties (one double, three home runs).
- Surrendered all three of his home runs with runners on base.
- Was 1-1 with a 3.79 ERA in his four starts, 0-0 with a 5.40 ERA in three relief appearances...stranded his only inherited runner and first batters faced were 1-for-3.
- As a starter, he had a .303 opponents average the first time through the order, .182 the second time and .444 the third time.
- Did not allow a hit to the opponents six hitter in the order (0-for-9).
- Struck out 109 batters in 93.0 innings in the minors, an average of 10.55 per nine innings...walked 25 (2.42 per nine innings) and had a 4.36 strikeout-to-walk ratio.
- His 22 games pitched were his most as a minor leaguer and he had minor league career highs in all counting categories.
- Ranked fifth in the A's farm system in strikeouts, tied for sixth in games started and 10th in innings pitched.
- Surrendered the third most home runs in the A's farm system (18) and had a .481 opponents slugging percentage and .781 OPS.
- Yielded a .247 batting average, which broke down to .217 (18-for-83) against left-handed hitters and .256 (73-for-285) against right-handers... however, had a higher OPS against lefties (.828) than righties (.768).
- His opponents average dropped to .218 with runners in scoring position...yielded 12 of his 18 home runs with the bases empty.
- Combined to go 2-3 with a 6.75 ERA and .997 opponents OPS in nine games in his home ballpark...was 3-1 with a 3.07 ERA and .614 OPS in 13 outings on the road...surrendered 13 home runs in 37.1 innings at home, five in 55.2 innings on the road.
- Logged a 5.40 ERA over innings 1-4, a 2.19 ERA from the fifth inning on...allowed 17 of his 18 home runs over the first four innings.
- Was 5-4 with a 4.86 ERA in 18 starts, 0-0 with a 2.70 ERA in four relief appearances...allowed 1-of-4 (25.0%) inherited runners to score and first batters faced were 2-for-4 (50.0%)...tossed

five innings or fewer in 14 of his 18 starts...logged at least 3.0 innings in each of his four relief appearances.

- Held the opposition to a .126 batting average with two strikes.
- **DAY-BY-DAY:** Began the season at Double-A Midland and tossed fewer than four innings in each of his first four starts...then tossed a career-high 6.0 innings and struck out a career-high eight on April 27 against Corpus Christi but had a no decision in a 6-3 RockHounds loss...combined on a three-hit shutout in an 8-0 win at Amarillo in his next start on May 3...tossed a career-high 6.0 innings and allowed all three of the hits for his first win of the season...struck out 25 batters and walked just one in five starts and 19.1 innings in April...was 1-1 with a 2.84 ERA in six starts with Midland when he was promoted to Triple-A Las Vegas on May 8...allowed a career-high nine runs on a career-high 10 hits in a season-low 2.1 innings in a 12-7 loss in his Triple-A debut at Round Rock on May 9...was sent back to Midland on May 10 but did not pitch before he was recalled by Oakland on May 14...also did not pitch for the A's and was optioned to Las Vegas following the game...issued a career-high four walks and logged a career-high 82 pitches in 5.0 innings on May 23 at Tacoma but was the winning pitcher in a 9-4 win in the second game of a doubleheader...went 1-1 with a 9.49 ERA in three starts with the Aviators before he was recalled by the A's on May 31...made his Major League debut that day at Atlanta...retired the side in order in the eighth inning in the A's 4-2 loss...struck out the first batter he faced (Marcell Ozuna)...also retired the only batter he faced on June 2 against the Braves and was optioned to Las Vegas following the game...went 1-0 with a 5.00 ERA in two starts before he was sent to Oakland as the 26th man for the June 16 day/night doubleheader at Minnesota...allowed two runs in 2.0 innings of relief in the day game and was returned to Las Vegas following the game...allowed a career-high four home runs and surrendered eight runs on eight hits in 3.0 innings in a 14-8 loss on June 27 against Sacramento...compiled a 7.56 ERA, .999 opponents OPS and yielded six home runs in 16.2 innings in four starts with Las Vegas in June...pitched exclusively in relief in July but appeared in just four games...had a 2.70 ERA, both of his saves and logged 13.1 innings...recorded his first professional save with 3.1 scoreless innings of relief in a 9-4 win at Sugar Land on July 14...notched his second save with 3.0 scoreless innings on July 28 at Reno...returned to the rotation in August and went 2-1 with a 2.84 ERA and .191 opponents batting average in five starts to earn Pacific Coast League Pitcher of the Month honors...struck out 27 in 25.1 innings while walking just four...tossed a career-high tying 6.0 innings Aug. 10 at Salt Lake...surrendered a career-high tying four home runs Aug. 16 vs. Oklahoma City...had a no decision on Aug. 22 at Reno, despite allowing just one run in a career-high tying 6.0 innings...joined the A's for the fourth time on Sept. 5 and made his first Major League start on Sept. 7 against Detroit...had a no decision in the A's 2-1 loss...logged a career-high 6.0 scoreless innings, allowed just three hits and a walk, struck out a career-high six and left with a 1-0 lead before McFarland allowed two runs in the seventh for the blown save...was optioned back to Las Vegas the next day but returned Sept. 10 when Bido went on the injured list...combined with Otañez, Ferguson and Muller on a six-hit shutout in the A's 2-0 win at Chicago (AL) on Sept. 13 for his first Major League victory...tossed 5.1 innings and allowed five of the hits...became the third pitcher in Athletics history to not allow a run in the first two starts of his career (Vin Mazzaro, June 2-7, 2009; Johnny Marcum, Sept. 7-11, 1933)...did not allow a run in the first four innings of his next start on Sept. 18 at Chicago (NL) to extend his scoreless streak to a career-high 16.1 innings...however, had career highs in hits (6), walks (2) and pitches (93) and ended up with a no decision in the A's 5-3 win over the Cubs...yielded a career-high five runs and equaled his high in hits (6) in 3.0 innings for his first loss, a 5-1 decision on Sept. 25 against Texas...was optioned to Las Vegas the next day.

CAREER

2023—Began the season on the injured list as he continued his recovery from July 9, 2021 “Tommy John” surgery...was reinstated on May 3 and assigned to High-A Lansing where he was 2-4 with a 2.64 ERA in 15 games, including 12 starts...was transferred to Double-A Midland Aug. 14 and went 2-0 with a 1.89 ERA in five starts with the RockHounds...combined to go 4-4 with a 2.42 ERA and .614 opponents OPS in 20 games, including 17 starts, overall...struck out 64 batters in 63.1 innings (9.09 per nine innings) and walked just 15 (2.13 per nine innings)...held the opposition to a .209 batting average, which broke down to .190 with a .564 opponents OPS against right-handed hitters compared to .241 with a .702 OPS against left-handers...allowed five

home runs, all solo shots...combined for a 3-0 record and a 2.08 ERA in nine games at home compared to 1-4 with a 2.73 ERA in 11 outings on the road...yielded a .099 batting average with two strikes...the opponents' nine hitter in the order was 1-for-17 (.059) against him...tossed five innings or fewer in all 20 of his appearances and averaged 47.1 pitches per game...allowed three hits or fewer 18 times and one run or fewer 17 times...began the season on the injured list as he continued his recovery from "Tommy John" surgery...was reinstated on May 3 and started that day against Dayton (1.2 ip, 1 bb, 3 so)...it was his first appearance since June 15, 2021...went 2-3 with a 1.88 ERA and .179 opponents batting average over a seven-game stretch from May 24 to July 4...picked up his first win on June 15 in relief against Peoria (3.0 ip, 2 h, 1 r, 1 er, 1 bb, 2 so)...logged 4.0 scoreless innings in a start on June 21 at Wisconsin...beginning June 28, he did not walk a batter in eight of his final 12 appearances (6 bb in 42.2 ip, 1.27 per nine innings)...went 2-0 with a 1.35 ERA and .185 opponents average over a seven-game stretch from July 23 to Aug. 31...was promoted to Midland on Aug. 14 and started and had a no decision in his Double-A debut on Aug. 17 at San Antonio (3.0 ip, 3 h, 2 r, 1 er, 2 bb, 0 so)...then tossed 5.0 scoreless innings in back-to-back starts and wins on Aug. 24 against Frisco and Aug. 31 at Amarillo and did not walk a batter...that was part of a 15.0-inning scoreless streak from Aug. 17-Sept. 7...was 2-0 with a 0.86 ERA and .169 opponents batting average in five games, including four starts, in August.

2022—Missed the entire 2022 season as he continued his rehab from July 9, 2021 "Tommy John" surgery on his left elbow.

2021—After missing the 2020 season due to the pandemic, he pitched in just seven games in 2021 before having "Tommy John" surgery on his left elbow...went 2-2 with a 4.71 ERA in seven games, including four starts, with High-A Lansing...struck out 26 in 21.0 innings (11.14 per nine innings) and walked seven...allowed a .247 opponents batting average, including .241 against right-handed hitters and .258 against left-handers...opponents hit .192 with runners in scoring position...had a 1.86 ERA and .487 opponents OPS on the road...stranded both of his inherited runners in his three relief appearances and first batters faced were 0-for-2 with a walk...made four starts in May and was 0-2 with a 4.61 ERA...then logged three relief appearances in June and was 2-0 with a 4.91 ERA...recorded his first professional win with 2.2 innings of relief on June 1 against South Bend in a 3-2 victory (2 h, 1 r, 1 er, 2 bb, 5 so)...was placed on the injured list June 19 and underwent left elbow UCL reconstruction surgery on July 9.

2020—Did not pitch as the minor league season was cancelled due to the pandemic.

2019—Made his professional debut with the A's Gold club in the Arizona Rookie League and had no decisions and a 1.75 ERA in 15 games, including one start...struck out 38 batters in 25.2 innings (13.32 per nine innings) and walked eight (2.81 per nine innings)...did not surrender a home run...allowed a .201 opponents batting average, which broke down to .194 against right-handed hitters compared to .250 against left-handers...made his debut on June 26 against the Dodgers-Mota club (2.0 ip, 4 h, 2 r, 2 er, 3 so)...did not allow a run in six of seven appearances in August for a 0.73 ERA...made one postseason relief appearance on Aug. 27 against Indians-Blue (1.0 ip, 1 bb, 1 so).

PERSONAL/MISCELLANEOUS

Brady Marshall Basso was originally signed by A's scout Christopher Reilly...played three seasons for Oklahoma State...finished his collegiate career 4-5 with a 5.76 ERA in 44 appearances, seven of which were starts...struck out 73 batters in 65.2 career innings pitched...graduated from Pearland (Tex.) HS.

LIFETIME PITCHING RECORD

Year	Club	W	L	ERA	G	GS	CG	SHO	SV	IP	H	R	ER	HR	HB	BB	IBB	SO	WP	BK
2019	AZL A's Gold	0	0	1.75	15	1	0	0	0	25.2	20	9	5	0	2	8	0	38	1	1
2020		(Minor League Season Cancelled — Did Not Pitch)																		
2021	Lansing	2	2	4.71	7	4	0	0	0	21.0	21	12	11	2	0	7	0	26	2	0
2022	Midland	(Injured — Did Not Pitch)																		
2023	Lansing	2	4	2.64	15	12	0	0	0	44.1	34	13	13	4	0	11	0	45	3	0
	Midland	2	0	1.89	5	5	1	0	0	19.0	13	5	4	1	2	4	0	19	1	0
2024	Midland	1	1	2.84	6	6	0	0	0	25.1	22	11	8	3	3	3	0	32	1	0
	Las Vegas	4	3	5.19	16	12	0	0	2	67.2	69	41	39	15	0	22	0	77	4	0
	OAKLAND	1	1	4.03	7	4	0	0	0	22.1	23	10	10	3	0	5	0	19	1	0
Major League Totals		1	1	4.03	7	4	0	0	0	22.1	23	10	10	3	0	5	0	19	1	0
Minor League Totals		11	10	3.55	64	40	1	0	2	203.0	179	91	80	25	7	55	0	237	12	1

CAREER TRANSACTIONS

2019 — Selected by the Oakland Athletics organization in the 16th round of the First-Year Player Draft.

BASSO'S CAREER BESTS

Low Hit Complete Game: None

Innings Pitched: 6.0, September 7, 2024 vs. Detroit. As reliever: 2.0, June 16, 2024 at Minnesota

Strikeouts: 6, September 7, 2024 vs. Detroit. As reliever: 2, June 16, 2024 at Minnesota

Pitches: 93, September 18, 2024 at Chicago (NL). As reliever: 29, June 16, 2024 at Minnesota

Longest Winning Streak: 1, September 13, 2024

Longest Losing Streak: 1, September 25, 2024 to present

Longest Scoreless Streak: 16.1, June 16 to September 18, 2024

**RIGHT-HANDED PITCHER****Height/Weight:** 6-3 / 210**Bats/Throws:** Right / Right**Birthdate:** October 18, 1995**Opening Day Age:** 29**Birthplace/Resides:** Puerto Plata, Dominican Republic / Puerto Plata, Dominican Republic**Major League Service:** 1 year, 9 days**Obtained:** Signed as a free agent, November 21, 2023**Contract Status:** First year of a one-year contract through 2025
 [Updated Stats](#)
CAREER HIGHLIGHTS

Is 7-8 with a 4.50 ERA in 32 games, including 18 starts, in two seasons in the majors with the Pirates (2023) and A's (2024)...was originally signed by the Pittsburgh organization as a non-drafted free agent on March 15, 2017...was non-tendered following the 2023 season and signed with the A's on Nov. 21...is 31-45 with a 4.37 ERA in 138 games, including 117 starts, in seven seasons in the minors.

2024 HIGHLIGHTS

- Spent half of the season with Oakland where he went 5-3 with a 3.41 ERA and .580 OPS in 16 games, nine starts...also had 16 games, including nine starts, in his Major League debut with Pittsburgh in 2023 and was 2-5 with a 5.86 ERA and .733 OPS that year.
- Surrendered just three home runs in 63.1 innings with the A's (0.43 per nine innings) and has allowed just seven home runs in 114.0 career innings (0.55 per nine innings).
- Limited opponents to a .192 batting average, including .139 (14-for-101) against left-handed hitters...allowed a .236 (29-for-123) average against righties...surrendered two of his three home runs and issued 15 of his 26 walks to lefties for a .471 OPS (.671 vs. righties)...has yielded six of his seven career home runs to lefties.
- Allowed a .190 batting average with the bases empty, .195 with runners on...yielded a .245 average with runners in scoring position and opponents were 2-for-5 (.400) with a grand slam with the bases loaded.
- Compiled a 4-3 record and a 4.14 ERA in his nine starts and was 1-0 with a 1.53 ERA in seven relief appearances...allowed 1-of-4 (25.0%) inherited runners to score in his seven relief appearances...first batters faced were 0-for-4 with three walks...had outings of 5.0 innings, 4.2, 3.0 and 2.0 in relief...his other three relief appearances were 1.0 inning each...tossed 6.0 innings or fewer in all of his starts.
- As a starter, had a .194 opponents batting average the first time through the order, .159 the second time and .348 the third time.
- Was 2-0 with a 1.80 ERA in four night games, 3-3 with a 3.91 ERA in 12 day games.
- Posted a 1-1 record and a 7.11 ERA in three starts on four days rest...was 3-2 with a 2.56 ERA in his other six starts.
- Was 1-2 with a 7.71 ERA in six games against American League West competition, 4-1 with a 1.61 ERA in 10 games against all other teams.
- Was 2-1 with a 1.40 ERA in five interleague games, 3-2 with a 4.78 ERA in 11 games against AL teams.
- Had a 2.41 ERA over innings 1-2, a 6.30 ERA in innings 3-4 and a 1.82 ERA from the fifth inning on...did not allow a run in the fifth inning (10.0 ip)...in his career, he has a 2.43 ERA over inning 1-2, a 7.43 ERA in innings 3-4 and a 3.41 ERA from the fifth inning on.
- Opponents hit .131 with two strikes but had all three of their home runs.
- The opponents seven hitter in the order was 1-for-23 against him.
- The A's were 6-3 (.667) in his starting assignments and won in each of his final five starts.
- Spent the balance of the season with Triple-A Las Vegas, going 4-3 with a 4.50 ERA and .778 opponents OPS in 10 games, nine starts.
- Struck out 55 batters in 48.0 innings (10.31 per nine innings) and walked 16 (3.00 per nine innings) for a strikeout-to-walk ratio of 3.44.

- Had a .259 opponents batting average, which broke down to .257 (19-for-74) with a .763 OPS against left-handed hitters and .261 (29-for-111) with a .787 OPS against right-handed hitters.
- Yielded a .308 batting average with the bases empty, .192 with runners on...opponents hit .209 with runners in scoring position.
- As a starter, had a .222 opponents batting average the first time through the order, .302 after that.
- Tossed fewer than six innings in nine of his 10 appearances.
- **DAY-BY-DAY:** Began the season at Triple-A Las Vegas...struck out Sonny DiChiara to end the first inning on April 9 against Salt Lake for his 500th career minor league strikeout...fanned a minor league season-high nine batters in 5.0 scoreless innings in a 7-6 win over Salt Lake on April 14...tossed 5.0 scoreless innings for the win in his only minor league relief appearance on April 26 at Sacramento...was named Pacific Coast League Pitcher of the Week for the week of April 29 to May 5 when he combined with Otañez and Baum on a four-hit shutout in an 8-0 win over Reno on May 2...tossed a minor league season-high 7.0 innings and allowed two of the hits...was 4-1 with a 2.59 ERA and .675 opponents OPS in six games, including five starts, with the Aviators when he was called up by Oakland on May 8 as the 27th man for the doubleheader with Texas...started and lost the second game, a 12-11 decision (2.2 ip, 3 h, 4 r, 4 er, 2 bb, 4 so), and returned to Las Vegas following the game...made one start before going on the injured list May 25 with left lumbar spine SI joint pain...was reinstated on June 2 and made three more starts at Triple-A before joining Oakland for good on June 21...pitched in relief in each of his first six games following his return, logging a 1.72 ERA and .170 opponents batting average...struck out a season-high six in 5.0 innings in his first relief appearance on June 22 against Minnesota and tossed a career-high 106 pitches...it was his first of six outings with six strikeouts...relieved Sears with one out in the second and the A's trailing 7-2 in the day game of the day/night doubleheader...tossed 4.2 scoreless innings in his next relief appearance on June 29 at Arizona but then pitched 1.0 innings in three of his next four outings...earned his first win as an Athletic with 3.0 scoreless innings of relief in the A's 6-2 win at Philadelphia on July 12...moved into the starting rotation on July 23 and was the winning pitcher in the A's 8-2 victory over Houston that day...allowed one run in 5.0 innings and struck out a season-high tying six...had season highs in runs (7), hits (6) and walks (4) in an 8-6 loss to the Angels on July 28...allowed a season-high tying six hits in a career-high tying 6.0 innings in a 3-2 loss to Los Angeles (NL) on Aug. 4...tossed 6.0 scoreless innings in back-to-back wins on Aug. 10 at Toronto and Aug. 17 against San Francisco...allowed two hits against the Blue Jays and one against the Giants to become the fifth pitcher in Athletics history with back-to-back outings of six innings or more, no runs, and two hits or fewer (Montas, 2021; Mengden, 2018; Witt, 1994; Lindblad, 1976)...that started a season-ending and career-high three-game winning streak...compiled a 2.08 ERA and .144 opponents batting average over that six-game stretch...the scoreless outings were part of a career-high 18.0-inning scoreless streak from Aug. 4 to 22...matched his career high with 6.0 innings pitched in a no decision at Cincinnati on Aug. 28, a 9-6 A's win...left with a 5-0 lead but the bullpen blew the save...went 3-1 with a 1.55 ERA and .143 opponents batting average in five starts in the month of August...did not allow a home run in 29.0 innings...it was the first three-win month of his career...ranked third in the majors in ERA in August, fourth in opponents batting average, slugging percentage (.194) and OPS (.416), tied for fourth in wins and tied for fifth in on-base percentage (.222)...based upon a minimum of 25.0 innings pitched, he had the lowest August opponents batting average in Athletics history (previous: Cory Lidle .148 in 2002)...had the second lowest slugging percentage (.194) and OPS (.416) to Lidle in 2002 (.168/.358)...his ERA was sixth lowest in Oakland history and the lowest since 2006 (Esteban Loaiza, 1.48)...allowed a season-high tying six hits in a no decision in his final start on Sept. 2 against Seattle...pitched 2.0 scoreless innings of relief on Sept. 7 against Detroit (1 h, 1 bb, 3 so) and was placed on the 15-day injured list Sept. 8 with right wrist flexor tendinitis...missed the remainder of the season.

CAREER

2023—Made his Major League debut with Pittsburgh and was 2-5 with a 5.86 ERA and .733 opponents OPS in 16 games, including nine starts, over three stints with the Pirates...allowed just four home runs in 50.2 innings, an average of 0.71 per nine innings...had a .270 opponents batting average, which broke down to .236 with a .611 OPS against right-handed hitters com-

pared to .309 with an .875 OPS against left-handed hitters...surrendered all four of his home runs to lefties...was 0-2 with a 5.71 ERA in his nine starting assignments, 2-3 with a 6.19 ERA in seven relief appearances...first batters faced were 1-for-7 (.143) in his relief appearances and he stranded his only inherited runner...went 0-4 with an 8.54 ERA in nine home games, 2-1 with a 2.96 ERA in seven road games...had a 2.45 ERA over the first two innings of the game, a 9.24 ERA over innings three through five and a 2.57 ERA from the sixth inning on...the Pirates were 2-7 (.222) in his starting assignments...tossed fewer than five innings in seven of his nine starts...spent the balance of the season with Triple-A Indianapolis where he was 3-4 with three saves, a 4.16 ERA and .700 opponents OPS in 19 games, including 10 starts...the saves were the first of his career and he converted all three of his save opportunities...held the opposition to a .224 batting average but he walked 29 and hit five for a .321 on-base percentage...his opponents batting average included a mark of .189 with a .658 OPS against right-handed hitters, .267 with a .751 OPS against left-handers...opponents hit .266 with the bases empty, .176 with runners on...was 1-0 with a 0.52 ERA in his nine relief appearances, 2-4 with a 5.56 ERA in 10 starts...allowed 10 of his 31 runs in the fifth inning (15.00 ERA)...pitched for Aguilas in the Dominican Winter League following the season and went 0-2 with a 1.64 ERA in 10 relief appearances...began the season at Indianapolis and went 1-0 with a 0.75 ERA over his first three appearances...made his 100th career minor league start on April 11 against St. Paul, a no decision in a 10-6 loss (4.0 ip, 3 h, 1 r, 1 er, 3 so)...picked up the win in relief on April 16 against St. Paul when he tossed 5.0 scoreless and struck out a season-high nine...went 1-1 with a 1.13 ERA over a three-game stretch from May 6-17...tossed a season high 7.0 innings June 3 against Toledo...was 3-4 with a 4.55 ERA in 12 games, including 10 starts, when he was selected by Pittsburgh on June 14...made his Major League debut with a start at Chicago (NL) that day and had a no decision in the Pirates 10-6 loss (4.0 ip, 4 h, 1 r, 1 er, 3 bb, 6 so)...struck out Nico Hoerner in the bottom of the first for his first strikeout...struck out a career-high seven batters in a career-high 6.0 innings in his second start on June 19 against Chicago (NL)...yielded a career-high nine hits June 24 at Miami...his first five appearances were starts and he went 0-1 with a 4.60 ERA...made his first relief appearance on July 9 at Arizona and picked up his first ML win with 1.1 scoreless innings of relief...was 2-2 with a 5.35 ERA in 10 games, eight starts, when he was optioned to Indianapolis following his start on Aug. 7 against Atlanta (4.0 ip, 4 h, 4 r, 3 er, 0 bb, 3 so)...did not pitch at Triple-A before being recalled by Pittsburgh on Aug. 12...surrendered a career-high eight runs and walked a career-high five batters in 2.1 innings in a 10-6 loss to Chicago (NL) on Aug. 26...went 0-3 with a 10.25 ERA in four relief appearances during his second stint, which ended when he was optioned on Aug. 27...recorded the first save of his career on Sept. 8 against Toledo (1.0 ip, 1 h, 2 so)...went 0-0 with three saves and a 1.23 ERA in seven relief appearances with Indianapolis in September before he was recalled a third time on Sept. 24...spent the remainder of the season with Pittsburgh and did not allow a run in two games (4.0 ip, 3 h, 1 bb, 4 so).

2022—Spent the entire season at Triple-A Indianapolis where he went 3-8 with a 4.53 ERA in 32 games, including 25 starts...matched his minor league career high in losses but had a career-high 122 strikeouts in 111.1 innings (9.86 per nine innings)...allowed a .242 opponents batting average but walked 64 and hit 13 for a .357 on-base percentage...tied for the International League lead in hit by pitches, ranked second in walks, tied for fourth in games started and seventh in strikeouts...tied for second in the Pirates farm system in starts, ranked third in strikeouts and sixth in innings pitched...his opponents batting average broke down to .224 with a .788 OPS against left-handed hitters and .254 with a .794 OPS against right-handers...allowed a .213 average with runners in scoring position...was 1-2 with a 2.43 ERA and .692 opponents OPS in 18 games at home, 2-6 with a 6.92 ERA and .895 OPS in 14 games on the road...was 1-0 with a 1.08 ERA in 10 day games, 2-8 with a 6.00 ERA in 22 contests at night...opponents hit .139 with two strikes...made his 100th career minor league appearance on Aug. 4 against Louisville (3.0 ip, 4 h, 2 r, 1 er, 1 bb, 8 so)...went 1-1 with a 2.61 ERA in five appearances in August...went 2-0 with a 1.47 ERA and .173 opponents batting average over a seven-game stretch from Aug. 17 to Sept. 20...matched his career high with 10 strikeouts in 5.2 innings on Sept 20 against St. Paul...pitched for Aguilas in the Dominican Winter League following the season and went 0-1 with 2.63 ERA in six starts.

2021—Spent most of the season with Double-A Altoona where he was 4-9 with a 5.09 ERA in 21 games, including 19 starts...was promoted to Triple-A Indianapolis on Sept. 20, made two

starts, and was 4-8 with a 5.33 ERA and .786 opponents OPS in 23 games, including 21 starts, overall...tied for eighth in the Double-A East in strikeouts (91) and games started (19) and tied for ninth in innings pitched (93.2)...allowed a .264 opponents batting average, which broke down to .240 with a .636 opponents OPS against right-handed hitters compared to .294 with a .976 OPS against left-handers...combined for a 3-3 record, a 3.99 ERA and .689 opponents OPS in 10 games in his home ballparks...went 2-0 with a 1.46 ERA over a five-start stretch from May 15-June 12...tossed a minor league career-high 99 pitches in 6.2 innings of work on Aug. 20 against Somerset for the win...went 2-1 with a 2.77 ERA in five starts in the August...had the third lowest opponents batting average in the Double-A East in August (.188) and the seventh lowest ERA.

2020—Did not pitch as the minor league season was cancelled due to the pandemic.

2019—Spent most of the season at Single-A Greensboro where he made 20 starts before he was promoted to High-A Bradenton on July 26...made five starts there and was a combined a 12-8 with a 3.32 ERA in 25 starts...had minor league career highs in wins, starts, innings pitched (135.2) and hits (112) and matched his high in losses...tied for second among Pirates minor leaguers in wins and ranked fifth in ERA...had 11 wins with Greensboro, which tied for second in the South Atlantic League...went 4-0 with a 0.91 ERA in five starts in April...was named the South Atlantic League Pitcher of the Week for the week of June 3-9...made one start that week on June 5 against Charleston and struck out a career-high 10 batters in 6.0 scoreless innings...allowed one hit and one walk but had a no decision in a 2-1 loss...was 4-0 with a 2.10 ERA in five starts in June...tossed a minor league career-high 71 innings Aug. 5 at Charlotte...was on the injured list from Aug. 12 to 21 with a sprained left ankle.

2018—Spent his first season in the United States at Single-A West Virginia and went 4-6 with a 4.18 ERA in 14 starts...ranked second in the New York-Penn League in innings pitched (75.1)...walked just 19 batters in 75.1 innings, an average of 2.27 per nine innings...yielded just two home runs...allowed a .263 opponents batting average, including .220 with a .606 OPS against left-handed pitchers and .297 with a .767 OPS against right-handers.

2017—Made his professional debut with Dominican Summer League Pirates and went 1-8 with a 5.33 ERA in 15 games, including 13 starts...struck out 41 batters in 50.2 innings but walked 36, hit six and had 15 wild pitches.

PERSONAL/MISCELLANEOUS

Oswaldo Bido (Ventura) was originally signed by Pirates scout Juan Mercado.

LIFETIME PITCHING RECORD

Year	Club	W	L	ERA	G	GS	CG	SHO	SV	IP	H	R	ER	HR	HB	BB	IBB	SO	WP	BK	
2017	DSL Pirates	1	8	5.33	15	13	0	0	0	50.2	53	37	30	1	6	36	0	41	15	2	
2018	West Virginia	4	6	4.18	14	14	0	0	0	75.1	74	37	35	2	7	19	0	58	5	2	
2019	Greensboro	11	5	3.55	20	20	0	0	0	111.2	94	46	44	9	7	29	0	90	5	2	
	Bradenton	1	3	2.25	5	5	0	0	0	24.0	18	10	6	1	1	9	0	17	1	0	
2020		(Minor League Season Cancelled — Did Not Pitch)																			
2021	Altoona	4	8	5.09	21	19	0	0	0	93.2	95	61	53	13	8	33	0	91	5	2	
	Indianapolis	0	0	8.22	2	2	0	0	0	7.2	11	10	7	2	0	4	0	7	0	0	
2022	Indianapolis	3	8	4.53	32	25	0	0	0	111.1	103	70	56	18	13	64	0	122	7	2	
2023	Indianapolis	3	4	4.16	19	10	0	0	3	62.2	52	31	29	6	5	29	0	65	1	0	
	PITTSBURGH	2	5	5.86	16	9	0	0	0	50.2	55	35	33	4	8	21	0	48	1	0	
2024	Las Vegas	4	3	4.50	10	9	0	0	0	48.0	48	24	24	10	2	16	0	55	1	1	
	OAKLAND	5	3	3.41	16	9	0	0	0	63.1	43	25	24	3	7	26	1	63	3	0	
Major League Career		7	8	4.50	32	18	0	0	0	114.0	98	60	57	7	15	47	1	111	4	0	
Minor League Career		31	45	4.37	138	117	0	0	3	585.0	548	326	284	62	49	239	0	546	40	11	

CAREER TRANSACTIONS

2017 — Signed by the Pittsburgh Pirates organization as a non-drafted free agent, March 15. **2023** — Elected free agency (contract non-tender), November 17. Signed by the Oakland Athletics, November 21. **2024** — On the injured list, September 8 to 29.

BIDO'S CAREER BESTS

Low Hit Complete Game: None

Innings Pitched: 6.0 (five times), last: August 28, 2024 at Cincinnati. As reliever: 5.0, June 22, 2024 vs. Minnesota

Strikeouts: 7, June 19, 2023 vs. Chicago (NL). As reliever: 6 (twice), last: June 22, 2024 vs. Minnesota

Pitches: 106, June 22, 2024 vs. Minnesota

Longest Winning Streak: 3, August 10, 2024 to present

Longest Losing Streak: 5, August 2, 2023 to May 8, 2024

Longest Scoreless Streak: 18.0, August 4 to 22, 2024

A'S MOST HOME NIGHT GAMES

60	1968
54	1963
53	1970
52	1959
51	2009
51	2008
51	1960
50	2012

*Note: The A's are scheduled to play
60 home night games in 2025*

**OUTFIELDER****Height/Weight:** 6-2 / 212**Bats/Throws:** Left / Left**Birthdate:** November 10, 1997**Opening Day Age:** 27**Birthplace/Resides:** Danville, Pennsylvania / Nashville, Tennessee**Major League Service:** 2 years, 55 days**Obtained:** Acquired from Miami for A.J. Puk, February 11, 2023**Contract Status:** First year of a one-year contract through 2025
 [Updated Stats](#)
CAREER HIGHLIGHTS

Is a .216 career hitter with 64 doubles, six triples, 35 home runs and 103 RBI in 306 games in three seasons in the majors with the Marlins (2022) and Athletics (2023)...has 139 walks for a .311 on-base percentage...was the Miami Marlins first round pick and fourth selection overall in the 2019 First-Year Player draft and was dealt to Oakland prior to the start of Spring Training in 2023...hit .225 with 35 home runs, 125 RBI and a .337 on-base percentage in 225 games in three seasons in the Miami farm system and is a .238 hitter with 43 home runs, 148 RBI and a .349 on-base percentage in 261 career games in the minors...was rated as the Marlins second best prospect by MiLB.com following the 2020 season and fifth best after 2021...played for the Arizona Fall League champion Mesa Solar Sox following the 2021 season and was named the AFL Hitter of the Year and the Fall Stars Game Most Valuable Player.

2024 HIGHLIGHTS

- Batted .243 with 43 doubles, two triples, 20 home runs, 60 RBI and a .762 OPS in 159 games after combining to hit .183 with 21 doubles, two triples, 15 home runs, 43 RBI and a .631 OPS in 147 games over his first two seasons in the majors.
- The 43 doubles ranked sixth in the majors and tied for fourth in Oakland history...they set an Oakland record for a center fielder, breaking the previous mark of 38 set by Dave Henderson in 1988 ...they tied for second most by an Athletic center fielder and were the most since Hall of Famer Al Simmons set the record with 53 in 1926.
- Also tied for 10th in the majors in games played and tied for 17th in extra base hits (67).
- Led the A's in games, at bats (572), doubles, triples (4), walks (67) and extra base hits.
- Had career highs in every category except stolen bases.
- Nearly half of his hits were extra base hits (67-of-139, 48.2%)...105 of his 223 (47.1%) career hits are extra base hits.
- Batted .250 (114-for-456) with a .773 OPS against right-handed pitchers, .216 (25-for-116) with a .714 OPS against left-handers...drew 59 of his 67 walks against righties.
- His average slipped to .227 with runners in scoring position...connected for 10 of his 20 home runs with runners on base.
- Hit 13 of his 20 home runs at home but batted .219 in the Coliseum compared to .268 on the road.
- Seven of his 20 home runs gave the A's the lead as have 12 of 35 in his career.
- Led Major League center fielders in doubles (43), ranked second in walks (64) and extra base hits (67), tied for third in hits (137), tied for fourth in home runs (20) and fifth in RBI (60)...is the fifth center fielder in Oakland history with 20 or more home runs in a season (Dwayne Murphy three times, Dave Henderson three times, Coco Crisp and Ramón Laureano one time each).
- Appeared exclusively in center field on defense where he made 144 of his 145 starts (also had one start at designated hitter)...ranked second in the majors among outfielders in total chances (405), tied for second in putouts (392) and games played (157), tied for ninth in games started and most errors (5) and tied for 10th in assists (8)...led center fielders in games and tied for second in assists...had -18 defensive runs saved, which was the fewest among ML center fielders and tied for last among all players (Willi Castro).

- Had the third most games played by a center fielder in Oakland history, the eighth most putouts and tied for the eighth most total chances...the total chances and putouts were the most since Dwayne Murphy in 1985 (444 tc, 434 po) and the games were the most since Terrence Long in 2002 (162).
- Went 0-for-9 with two walks as a pinch hitter and is now 0-for-20 with three walks in the pinch in his career.
- Made a team-leading 77 starts batting third in the order and hit .276 with 13 home runs and 37 RBI...started games at every spot except ninth for the second consecutive season...went 4-for-56 (.071) with three walks in the leadoff spot in the order.
- Had nine home runs in 46 interleague games, 11 in 113 games against American League teams.
- **DAY-BY-DAY:** Was the A's Opening Day starter in center field and was 8-for-23 (.348) over his first six games...then went 13-for-71 (.183) over his next 22 contests from April 3 to 27...walked three times in a game for the first time in his career on April 26 at Baltimore...batted .314 with a .426 on-base percentage over a 15-game span from April 28 to May 13...had his first career two-homer game April 30 against Pittsburgh...collected his first career four-RBI game May 4 against Miami...hit safely in a career-high tying seven consecutive games from May 17 to 24...went 9-for-34 (.273) with four doubles, a triple, three home runs and seven runs scored during the streak...homered in three consecutive games for the first time in his career from May 22-24...tied for third in the majors in doubles (10) and extra base hits (17) in May...the extra base hits were the most by an Athletic in May since Brandon Moss had 19 in 2014...hit a first pitch walk-off home run to lead off the bottom of the ninth on June 7 against Toronto...it was his first career game-ending RBI...was 0-for-4 with a career-high tying four strikeouts June 10 at San Diego...reached base safely in a career-high 11 consecutive games from June 11 to 22...hit .400 with a .489 on-base percentage during the streak...had his first career four-hit game in the night game of the day/night doubleheader at Minnesota on June 16...had two hits in the day game and was 6-for-9 on the day...fell one short of the Oakland record of seven hits in one day by Yonder Alonso (June 10, 2017 at Tampa Bay) and Josh Reddick (May 7, 2016 at Baltimore)...tied an Oakland record with three doubles on June 18 against Kansas City (32nd time, previous: Sean Murphy at Texas, Sept. 13, 2019)...it was his first career game with three extra base hits...had a career-high tying 0-for-19 streak from June 25 to July 2...made his final error of the season on July 7 against Baltimore and finished the year with a 69-game errorless streak...set an Oakland record and tied an Athletics record by doubling in six consecutive games from July 14-23...it was the seventh time an Athletic doubled in six straight games and he was the first to do it since Bobby Del Greco of the 1962 Kansas City A's (April 18-22)...was 11-for-25 (.440) with seven doubles, a triple and home run (.920 slugging percentage) during the streak...scored a career-high four runs July 14 at Philadelphia and matched his best with three extra base hits (two doubles, one home run)...had a career-high tying seven-game hitting streak from July 28 to Aug. 5 (9-for-23, .391)...batted .225 in July but 11 of his 18 hits were for extra bases (eight doubles, one triple, two home run)...belted his first career grand slam Aug. 15 at New York (NL) off Jose Quintana...the four RBI matched his career high...had his first career five-hit game on Aug. 29 at Cincinnati when he went 5-for-5 with two doubles and a home run...tied the Oakland record for hits in a game (33rd time) and had the first five-hit game by an Athletic since Jace Peterson went 5-for-5 on June 6, 2023 at Pittsburgh...matched his career high for extra base hits...then had a career-high tying four RBI the next day at Texas...hit .289 with seven home runs, 17 RBI and a .934 OPS in 25 games in August...all three marks were the best single-month totals of his career...matched his career high with three walks on Sept. 14 at Chicago (AL)...went 7-for-39 (.179) with no extra base hits over his final 12 games.

CAREER

2023—Was acquired by the A's from Miami for A.J. Puk prior to the start of Spring Training and began the year at Triple-A Las Vegas...was recalled May 3 and spent the remainder of the season with Oakland with the exception of a six-week stint on the injured list near the end of the season...batted .195 with 10 home runs, 27 RBI and a .666 OPS in 78 games with the A's after hitting .167 with five home runs, 16 RBI and a .586 OPS in 65 games in his Major League debut with the Marlins in 2022...walked 42 times for a .310 on-base percentage...his .195 batting was fifth lowest in the majors among players with at least 300 plate appearances...using the same

minimum, it was fourth lowest in Oakland history and the lowest since Jason Giambi hit .193 in 2009...hit .209 with nine of his 10 home runs, 22 of his 27 RBI and a .726 OPS against right-handed pitchers compared to .154 with a .482 OPS against left-handers...batted .179 with runners in scoring position...four of his 10 home runs put the A's ahead...batted .296 with five home runs and 13 RBI in 17 games against American League East teams, .168 with five home runs and 14 RBI in 65 games against all other teams...hit .222 with nine of his 10 home runs and 22 of his 27 RBI in innings 1-6, .138 in the seventh inning or later...batted .090 with two strikes...started 38 games in left field, 27 in center field and six in right field...had four assists in 75 games overall in the outfield...committed three errors for a .982 fielding percentage...also made two starts at designated hitter...was 0-for-6 as a pinch hitter...started games at every spot in the order except ninth...had his most starts batting fifth (18)...also hit .333 with eight doubles, two triples, eight home runs, 23 RBI, a 1.110 OPS and 31 runs scored in 28 games with Las Vegas...added 23 walks for a .444 on-base percentage...batted .346 at home, .338 against right-handed pitchers and .419 during the day...started 18 games in center field, five in left field and four in right field...had three assists and also committed three errors in 27 games overall in the outfield (.950 fielding percentage)...hit in every spot in the order from second through seventh...began the year at Las Vegas and had his second career two-homer game in the third game of the season on April 2 at Reno...hit .257 with three home runs and eight RBI over his first 18 games through April 22...then went 13-for-28 (.464) with four home runs, 11 RBI and eight walks over his final seven games and was batting .316 with seven home runs, 19 RBI and a 1.071 OPS in 25 games when he was recalled by Oakland on May 3...went 0-for-4 in his A's debut that day against Seattle but then hit safely in each of his next seven games from May 4-10 for the longest hitting streak of his career...was 11-for-25 (.440) with three doubles and three home runs during the streak...had a career-high tying 0-for-19 streak from May 13-24...finished May with a .212 batting average and then hit .193 in 21 games in June...added 14 walks in June for a .342 on-base percentage...had his first career two-double game July 2 against Chicago (AL)...batted .225 in July and then went 5-for-38 (.158) in 11 games in August...was placed on the injured list Aug. 15 retroactive to Aug. 14 with a sprained left knee...went 5-for-10 with a home run and four RBI on a three-game rehab assignment with Las Vegas from Sept. 22-24...was reinstated from the IL Sept. 26 and started each of the A's final five games in left field, going 1-for-15 with four walks.

2022—Made both his Triple-A and Major League debuts in 2022...was batting .228 with 20 home runs, 52 RBI and an .835 OPS in 85 games with Jacksonville when he was selected by Miami on July 23...hit .167 with five home runs, 16 RBI and a .586 OPS with the Marlins...walked 30 times with Miami for a .277 on-base percentage...his batting average was the lowest in the majors from July 23 through the end of the season...had the fifth lowest OPS, sixth lowest slugging percentage (.309) and 10th lowest on-base percentage over that span...hit .168 with a .619 OPS against right-handed pitchers, .163 with a .442 OPS against left-handers...drew all 30 of his walks, hit four of his five home runs and drove in 15 of his 16 runs against righties...had a .250 batting average with runners in scoring position...hit .107 with two strikes...started 37 games in center field, 15 in left field and four in right field...committed one error in 64 games overall in the outfield (.991 fielding percentage)...had one assist...started games at every spot in the order except first and ninth...made 21 starts batting fifth and 16 hitting cleanup...while at Jacksonville, he walked 60 times and was hit by a pitch five times for a .365 on-base percentage...reached base safely in 73 of his 85 games and did not go back-to-back games without reaching base...his 20 home runs ranked third in the Marlins farm system and he was fourth in walks...batted .232 with an .849 OPS against right-handed pitchers, .221 with an .807 OPS against left-handers...his average increased each month at Triple-A as he hit .189 in April, .212 in May, .256 in June and .259 in July...hit .269 with 15 home runs, 41 RBI and a .965 OPS in 46 games on the road compared to .173 with five home runs, 11 RBI and a .658 OPS in 39 games at home...started 38 games in center field, 27 in right field, 17 in left field and two at designated hitter...had five assists and committed four errors...saw his most action with 59 starts in the five spot in the order...had a nine-game hitting streak from April 28 to May 7...went 14-for-33 (.424) with three doubles, four home runs, 10 RBI, 12 runs scored and eight walks (.537 on-base percentage) during the streak...homered in three straight games at Memphis, May 6-7...had his first career two-homer game June 12 against Gwinnett...had another nine-game hitting streak from June 24 to July 4 (12-for-34, .353)...batted .256 with nine home runs, 22 RBI and a .980 OPS in 25 games in June...was tied for the International League lead in home runs (20) and ranked third in walks (60) when he was selected

by Miami on July 23...made his Major League debut that day at Pittsburgh when he entered the game in the seventh inning as a defensive replacement in left field...walked in the ninth inning in his first plate appearance...made his first start the next day against the Pirates in center field and went 2-for-4 with a double...had an infield single off Mitch Keller in the second inning for his first big league hit...also stole his first base...drove in his first run on July 27 at Cincinnati when he hit his first home run, a solo shot off Luis Castillo in the fourth inning...struck out a career-high four times Sept. 21 against Chicago (NL).

2021—Spent the entire season with Double-A Pensacola...hit .212 with 12 home runs and 54 RBI in 100 games...was named Southern League Player of the Week June 6...played for Mesa in the Arizona Fall League following the season and was named AFL Hitter of the Year after batting .316 with eight doubles, five home runs, 24 RBI and 20 walks in 24 games...named the Fall Stars Game Most Valuable Player after he recorded two hits and three RBI, including a two-run home run...helped the Solar Sox to an Arizona Fall League Championship with an RBI in the championship game...was rated as the Marlins fifth best prospect by MiLB.com following the season

2020—Spent the entire season at the Marlins alternate training site...was rated as the second best prospect in the Miami organization by MiLB.com following the season.

2019—Was assigned to Single-A Jupiter to begin his professional career...batted .257 with eight doubles, three home runs and 19 RBI in 38 games.

PERSONAL/MISCELLANEOUS

Jeffrey Joseph Bleday was originally signed by Marlins scout Christian Castorri...began his high school career at Titusville (PA) High School and graduated from A. Crawford Mosley (Panama City Beach, FL) High School...attended Vanderbilt where he was named to six First-Team All-America teams and was the SEC Player of the Year in 2019...set a school record and led the nation in home runs (27).

LIFETIME PLAYING RECORD

Year	Club	AVG.	G	AB	R	H	2B	3B	HR	RBI	SH	SF	HP	BB	SO	SB	CS	OBP	SLG	E
2019	Jupiter	.257	38	140	13	36	8	0	3	19	0	0	0	11	29	0	0	.311	.379	0
2020		(Minor League Season Cancelled — Did Not Play)																		
2021	Pensacola	.212	110	397	52	84	22	3	12	54	0	4	3	64	101	5	3	.323	.373	2
2022	Jacksonville	.228	85	302	54	69	13	0	20	52	0	0	5	60	99	1	1	.365	.470	4
	MIAMI	.167	65	204	21	34	10	2	5	16	0	2	2	30	67	4	1	.277	.309	1
2023	Las Vegas	.333	28	108	31	36	8	2	8	23	0	2	0	23	18	1	1	.444	.667	3
	OAKLAND	.195	82	256	35	50	11	0	10	27	0	3	2	42	72	5	1	.310	.355	3
2024	OAKLAND	.243	159	572	74	139	43	4	20	60	1	0	2	67	125	2	3	.324	.437	5
Major League Totals		.216	306	1032	130	223	64	6	35	103	1	5	6	139	264	11	5	.311	.391	9
Minor League Totals		.238	261	947	150	225	51	5	43	148	0	6	8	158	247	7	5	.349	.438	9

CAREER TRANSACTIONS

2016 — Selected by the San Diego Padres organization in the 39th round of the First-Year Player Draft; did not sign. **2019** — Selected by the Miami Marlins organization in the 1st round (fourth selection overall) of the First-Year Player Draft. **2023** — Traded to the Oakland Athletics for pitcher A.J. Puk, February 11. On the injured list, August 14 to September 25; included rehabilitation assignment to Las Vegas, September 22 to 25.

BLEDAY'S CAREER BESTS

Hits: 5, August 29, 2024 at Cincinnati
Home Runs: 2, April 30, 2024 vs. Pittsburgh
Runs Batted In: 4 (three times), last: August 30, 2024 at Texas
Stolen Bases: 1 (11 times), last: September 17, 2024 at Chicago (NL)
Hitting Streak: 7 (three times), last: July 28 to August 5, 2024
Hitless Streak (At Bats): 19 (three times), last: June 25 to July 2, 2024
Game Ending RBI: 1, June 7, 2024 vs. Toronto (home run)
Grand Slams: 1, August 15, 2024 at New York-NL (Jose Quintana)
Pinch-Hit Home Runs: None
Inside-The-Park Home Runs: None
Lead Off Home Runs: None

**OUTFIELDER****Height/Weight:** 6-3 / 205**Bats/Throws:** Right / Right**Birthdate:** August 4, 2003**Opening Day Age:** 21**Birthplace/Resides:** San Francisco, California / Scottsdale, Arizona**Major League Service:** None**Obtained:** Selected in the 2nd round of the 2022 First-Year Player Draft**Contract Status:** First year of a one-year contract through 2025[Updated Stats](#)**NON-ROSTER INVITEE****CAREER HIGHLIGHTS**

Was the A's second round selection in the 2022 draft out of Palo Alto High School and is a .261 career hitter with 29 home runs and 143 RBI in 246 games in three professional seasons... has 128 walks and has been hit by a pitch 20 times for a .361 on-base percentage...has 78 stolen bases...has struck out 372 times in 1075 plate appearances (2.89 plate appearances per strikeout)...has 141 starts in right field, 71 in center field and seven in left field...was named to the Midwest League Postseason All-Star team and was a *Baseball America* High Class A All-Star in 2024...played for Mesa in the Arizona Fall League following the 2024 season.

2024 HIGHLIGHTS

- Began the season at High-A Lansing and made his Double-A debut following a July 1 promotion to Midland...hit a combined .267 with 15 home runs, 73 RBI, 46 stolen bases and an .833 OPS in 123 games in his third professional season.
- Had career highs in every category except walks.
- Tied for 10th in the minors in runs scored (92) but had the third most strikeouts (189).
- Led the A's farm system in runs scored and stolen bases, tied for the lead in triples (8), ranked second in doubles (32), third in extra base hits (55), fourth in hits (125), tied for fourth in hit by pitches (14), fifth in RBI, sixth in slugging (.466), seventh in OPS and walks (61), tied for seventh in home runs, 10th in on-base percentage (.368) and tied for 10th in batting...also had the most strikeouts...averaged 2.88 plate appearances per strikeout.
- Was named to the Midwest League Postseason All-Star Team and was a *Baseball America* High Class A All-Star.
- His opponents batting average broke down to .274 (93-for-340) with 12 of his 15 home runs and an .872 OPS against right-handed pitchers compared to .250 (32-for-128) with a .729 OPS against left-handers.
- Had six home runs in 29 day games, nine in 94 at night.
- Was 6-for-15 (.400) with a triple, four walks and 17 RBI with the bases loaded.
- Had a .340 batting average and .973 OPS in the eighth inning or later.
- Was 34-for-63 (.540) with 10 doubles, two triples, five home runs and 18 RBI when putting the first pitch in play.
- Started 66 games in right field, 39 in center field and four in left field...committed seven errors in 109 games overall in the outfield for a .966 fielding percentage...had four outfield assists...also made 14 starts at designated hitter.
- Hit .281 as an outfielder and .164 as the designated hitter.
- Batted .295 in 55 starts hitting second in the order and .208 in 40 starts batting third...started games at every spot except first, eighth and ninth.
- Was rated as the A's fifth best prospect by MLB.com.
- **DAY-BY-DAY:** Hit .219 with three home runs and 16 RBI over his first 27 games through May 8...matched his career high with four runs scored on April 24 against Dayton...walked three times in a game for the second time in his career on May 5 vs. South Bend...went 20-for-51 (.392) with 17 runs, five doubles, two triples, four home runs, 19 RBI and 10 walks (.508 on-base percentage) over a 13-game stretch from May 8 to 22...scored a run in 11 consecutive games from May 8 to 19 (16 runs scored total)...had an extra base hit in six consecutive

games from May 10 to 16 (four doubles, three home runs)...had a career-high tying five RBI on May 11 at Great Lakes...was named Midwest League Player of the Week twice over a three-week span...earned the honor for the first time for the week of May 13-19 when he went 10-for-22 (.455) with nine runs, four doubles, a triple, two home runs, seven RBI, six walks and four stolen bases in six games against Lake County...fell a single short of the cycle on May 19 against Lake County when he went 3-for-5 with a double, triple and home run...the three extra base hits were a career high...had a season-high eight-game hitting streak from May 26 to June 4...went 11-for-26 (.423) with five walks and three hit by pitches (.559 on-base percentage) during the streak...earned MWL Player of the Week honors a second time for the week of May 27 to June 2 when he was 9-for-19 (.474) with seven runs, four walks and four stolen bases in six games...stole a career-high three bases May 29 against Peoria... hit .309 with five home runs, 20 RBI, 28 runs scored, 11 stolen bases and a 1.052 OPS in 27 games in May...all those figures were his highest single month marks of 2024...led the Midwest League in runs scored and walks (22) in May, ranked second in extra base hits (15) and third in doubles (8)...went 1-for-13 with 12 strikeouts over a three-game span from June 4 to 6 at Dayton...struck out a career-high tying four times in each game...matched his career high with five RBI on June 9 at Dayton...struck out at least once in 34 consecutive games from June 26 to Aug. 13 (60 strikeouts total)...batted .235 in June, which was his lowest mark in 2024...was hitting .278 with 74 runs scored, 19 doubles, six triples, 11 home runs, 52 RBI and 28 stolen bases in 69 games with Lansing when he was transferred to Midland on July 1... was leading the Midwest League in runs, doubles, extra base hits (36) and OPS (.912) at the time of his promotion and was tied for the lead in triples (6)...went on to hit .252 in 54 games with the RockHounds...struck out 88 times, which were the most in the Texas League from July 1 through the end of the season...was 3-for-4 with a walk in his Double-A debut on July 1 at Amarillo but then went 7-for-39 (.179) over his next 10 games...was 8-for-50 (.160) with 28 strikeouts over a 13-game span from July 24 to Aug. 9...hit .361 over a 10-game stretch from Aug. 22 to Sept. 4...went 5-for-17 (.294) with two home runs, two RBI, a walk and 10 strikeouts in six postseason games for Midland...played for Mesa in the Arizona Fall League following the season and went 8-for-36 (.222) with nine runs scored in nine games.

CAREER

2023—Spent his first full professional season at Single-A Stockton and hit .257 with 14 home runs, 68 RBI, 32 stolen bases and a .778 OPS in 112 games...walked a career-high 62 times...tied for third in the California League in stolen bases, ranked fifth in runs (77) and RBI, tied for fifth in home runs, sixth in walks, seventh in hits (108), tied for seventh in extra base hits (36) and 10th in OPS and slugging (.421)...also had the most strikeouts (164)...ranked fourth in the A's farm system in walks and stolen bases, fifth in runs, tied for eighth in triples (5) and ninth in RBI...hit .262 with a .764 OPS against right-handed pitchers, .239 with an .828 OPS against left-handers... connected for 11 of his 14 home runs with runners on base...six of his home runs put the A's ahead...batted .359 with a 1.024 OPS in 16 day games, .239 with a .734 OPS in 96 night games... started 70 games in right field, 28 in center field and three in left field...tied for 10th among CL outfielders in assists (6) but tied for the fifth most errors (6)...also hit .324 in nine starts as the designated hitter...started games at every spot in the order from second through sixth, including a team-leading 87 games batting third...was named CL Player of the Week for the week of May 1 to 7 after going 9-for-18 (.500) with seven runs, three doubles, a triple, seven RBI and four walks in five games against Fresno...stole the first base of his career and walked a career-high three times May 10 at Rancho Cucamonga...had a career-high 12-game hitting streak from May 14 to 27...went 18-for-50 (.360) with 17 RBI during the streak...was 4-for-6 with his first professional home run and five RBI on May 14 at Rancho Cucamonga...the hits and RBI are career highs...batted .301 with a .405 on-base percentage and .900 OPS in 25 games in May...hit safely in eight straight games from June 7 to 18 (10-for-29, .345)...had a 10-game hitting streak from July 16 to 27 (11-for-39)...had his first career two-homer game Aug. 1 at Visalia...scored a career-high four runs and reached base safely a career-high five times when he went 3-for-4 with two walks on Sept. 10 at San Jose.

2022—Made his professional debut with the A's affiliate in the Arizona Complex League and went 7-for-33 (.212) in 11 games...added five walks and a hit by pitch for a .333 on-base percentage...hit .233 against right-handed pitchers...was 0-for-3 against left-handers...started five

games in right field, four in center field and one at designated hitter...went 1-for-3 with a RBI in his debut on Aug. 4 against the Brewers-Blue.

PERSONAL/MISCELLANEOUS


Henry Bolte was originally signed by A's scout Troy Stewart...graduated from Palo Alto (Calif.) High School...was ranked as the No. 1 outfielder in the state of California by Perfect Game in 2022 and No. 7 in the country...was committed to the University of Texas at Austin.

LIFETIME PLAYING RECORD

Year	Club	AVG.	G	AB	R	H	2B	3B	HR	RBI	SH	SF	HP	BB	SO	SB	CS	OBP	SLG	E
2022	ACL A's	.212	11	33	5	7	0	0	0	2	0	0	1	5	19	0	1	.333	.212	1
2023	Stockton	.257	112	420	77	108	17	5	14	68	0	4	5	62	164	32	9	.356	.421	6
2024	Lansing	.278	69	266	60	74	19	6	11	52	0	1	10	41	101	28	6	.393	.519	5
	Midland	.252	54	202	32	51	13	2	4	21	0	0	4	20	88	18	6	.332	.396	2
Minor League Totals		.261	246	921	174	240	49	13	29	143	0	5	20	128	372	78	22	.361	.436	14

CAREER TRANSACTIONS

2022 — Selected by the Oakland Athletics in the 2nd round of the First-Year Player Draft.

**LEFT-HANDED PITCHER****Height/Weight:** 6-4 / 219**Bats/Throws:** Left / Left**Birthdate:** October 21, 1994**Opening Day Age:** 30**Birthplace/Resides:** Lynn, Massachusetts / Lynn, Massachusetts**Major League Service:** 1 year**Obtained:** Signed to a minor league contract, December 9, 2024**Contract Status:** First year of a one-year contract through 2025[Updated Stats](#)**NON-ROSTER INVITEE****CAREER HIGHLIGHTS**

Pitched one season in the majors with Colorado in 2021 and went 3-2 with a 6.56 ERA in 39 relief appearances...was originally selected by the Rockies in the second round of the 2016 First-Year Player Draft and has also pitched in the Tampa Bay, San Francisco, Philadelphia and Atlanta farm systems...is 22-10 with 28 saves and a 4.08 ERA in 261 career relief appearances in seven seasons in the minors...has 390 strikeouts in 278.0 innings (12.63 per nine innings) but has also walked 147 (4.76 per nine innings)...pitched for the U.S. Team in the All-Star Futures Game in 2019.

2024 HIGHLIGHTS

- Pitched for Triple-A Gwinnett in the Atlanta farm system and was 2-1 with a 4.03 ERA and .769 opponents OPS in 27 relief appearances when he was released on July 14.
- Allowed a .243 opponents batting average but issued 17 walks in 29.0 innings (5.28 walks per nine innings) for a .349 on-base percentage.
- Struck out 35 and his average of 10.86 strikeouts per nine innings was his lowest as a minor leaguer.
- His opponents batting average broke down to .208 (11-for-53) with a .695 opponents OPS against right-handed hitters compared to .278 (15-for-54) with an .842 OPS against left-handers.
- Opponents hit .233 with runners in scoring position...they were 3-for-6 (.500) with a triple and a home run with the bases loaded.
- Allowed 5-of-12 (41.7%) inherited runners to score...first batters faced were 6-for-18 (.333) with eight walks and a hit by pitch (.556 on-base percentage).
- Was 1-0 with a 1.69 ERA and .642 opponents OPS in 15 games at home and 1-1 with a 6.92 ERA and .900 OPS in 12 games on the road.
- Held the opposition to a .115 batting average with two strikes.
- Tossed at least one inning in 23 of his 27 appearances.
- **DAY-BY-DAY:** Picked up his first win of the season in his second outing on April 6 against Louisville (1.0 ip, 1 h, 1 r, 1 er, 1 bb, 1 so)...had season highs in runs (4), walks (3) and pitches (40) in 1.1 innings of work on April 11 at Omaha...allowed a season-high four hits April 20 against Memphis...surrendered at least one run five of his seven appearances in April and compiled a 9.82 ERA...yielded all four of his home runs in the first month of the season...did not allow a home run over his final 20 games and 21.2 innings...held the opposition scoreless in his first four games in May (4.0 ip, 2 bb, 5 so)...struck out a season-high three batters May 23 vs. Jacksonville (also June 6 at Durham)...was charged with his lone loss of the season on May 31 at Norfolk (1.1 ip, 2 h, 1 r, 1 er, 1 bb, 1 so)...posted a 1.70 ERA in nine games in May...followed that up with eight scoreless outings in June (8.2 ip, 5 h, 3 bb, 11 so) when he held opponents to a .161 batting average and .929 OPS...pitched a season-high 2.0 scoreless innings for the win on June 6 at Durham...tossed a scoreless innings of relief in his final outing on July 11 against Jacksonville...was released on July 14 and did not pitch the remainder of the season.

CAREER

2023—Pitched exclusively with Philadelphia's Triple-A Lehigh Valley, going 6-2 with five saves and a 4.64 ERA in 49 relief appearances.

2022—Began the season with Triple-A Albuquerque in Colorado's system...was claimed off waivers by Tampa Bay on April 29 and assigned to Triple-A Durham...was traded to San Francisco on July 23 and assigned to Triple-A Sacramento...averaged 11.86 strikeouts per nine innings over 50 relief appearances at the Triple-A level between the three clubs.

2021—Made his first Opening Day roster...appeared in 39 games across four stints with Colorado...made his Major League debut on April 2 vs. Los Angeles (NL)...was on the injured list with a left shoulder strain from May 16 to 30...posted 12 scoreless appearances with Albuquerque throughout the season.

2020—Attended Major League Spring Training with Colorado and spent the season at the club's alternate training site in Denver.

2019—Pitched for the U.S. Team in the All-Star Futures Game at Progressive Field...attended Major League spring training with Colorado as a non-roster invitee...began the season with Double-A Hartford, going 20-for-20 in save opportunities...was promoted to Albuquerque on June 20 for the remainder of the season.

2018—Split his season between Single-A Asheville and Single-A Lancaster...combined to go 7-2 with a 3.98 ERA in 49 appearances...was on the injured list from July 20 to 28 with a lower back injury.

2017—Missed the entire season with a left shoulder injury.

2016—Began his professional career with Asheville...posted a 0.82 ERA in 11 August appearances...had a 0.63 ERA on the road.

PERSONAL/MISCELLANEOUS

Benjamin Douglas Bowden was originally signed by Rockies scout Scott Corman...graduated from Lynn English High School (Mass.) in 2013 where he was named Massachusetts High School Gatorade Player of the Year in 2011...attended Vanderbilt University and advanced to the NCAA Tournament three times, including twice to the College World Series...was a member of the 2014 national championship runners-up, along with Dansby Swanson, Walker Buehler and Carson Fulmer.

LIFETIME PITCHING RECORD

Year	Club	W	L	ERA	G	GS	CG	SHO	SV	IP	H	R	ER	HR	HB	BB	IBB	SO	WP	BK
2016	Asheville	0	1	3.04	26	0	0	0	0	23.2	23	8	8	1	0	15	1	29	4	0
2017		(Injured — Did not pitch)																		
2018	Asheville	3	0	3.52	15	0	0	0	0	15.1	17	6	6	2	1	5	0	25	1	0
	Lancaster	4	2	4.17	34	0	0	0	0	36.2	35	21	17	6	0	15	0	53	4	0
2019	Hartford	0	0	1.05	26	0	0	0	0	20	25.2	8	3	3	1	0	7	0	42	0
	Albuquerque	1	3	5.88	22	0	0	0	1	26.0	29	18	17	4	0	17	2	37	1	1
2020		(Minor League Season Cancelled — Did Not Pitch)																		
2021	Albuquerque	1	0	0.00	12	0	0	0	2	11.2	2	0	0	0	0	4	0	17	1	0
	COLORADO	3	2	6.56	39	0	0	0	0	35.2	44	30	26	6	1	21	2	42	1	0
2022	Albuquerque	0	0	8.22	7	0	0	0	0	7.2	6	7	7	1	0	6	0	11	3	0
	Durham	4	0	2.45	21	0	0	0	0	22.0	19	8	6	2	0	14	0	24	1	0
	Sacramento	1	1	7.07	22	0	0	0	0	28.0	24	22	22	8	1	15	1	41	3	0
2023	Lehigh Valley	6	2	4.64	49	0	0	0	5	52.1	47	31	27	8	0	32	0	76	8	1
2024	Gwinnett	2	1	4.03	27	0	0	0	0	29.0	26	13	13	4	2	17	0	35	1	0
	Major League Totals	3	2	6.56	39	0	0	0	0	35.2	44	30	26	6	1	21	2	42	1	0
	Minor League Totals	22	10	4.08	261	0	0	0	28	278.0	236	137	126	37	4	147	4	390	27	2

CAREER TRANSACTIONS

2016 — Selected by the Colorado Rockies in the second round of the First-Year Player Draft. **2021** — On the injured list, May 16 to 30; included rehabilitation assignment to Albuquerque, May 29 to 30. **2022** — Claimed off waivers by the Tampa Bay Rays, April 29. Traded to the San Francisco Giants for cash considerations, July 23. Elected free agency, November 10. **2023** — Signed by the Philadelphia Phillies to a minor league contract, January 19. Elected free agency, November 6; signed by the Atlanta Braves to a minor league contract, November 25. **2024** — Released, July 14. Signed by the Athletics to a minor league contract, December 9.

BOWDEN'S CAREER BESTS

Low Hit Complete Game: None

Innings Pitched: 2.0 (twice), last: August 3, 2021 vs. Chicago (NL)

Strikeouts: 4, July 28, 2021 at Los Angeles (AL)

Pitches: 36, September 10, 2021 at Philadelphia

Longest Winning Streak: 3, May 4, 2021 to present

Longest Losing Streak: 2, April 6 to 10, 2021

Longest Scoreless Streak: 4.2 (twice), last: July 26 to August 3, 2021

**OUTFIELDER/FIRST BASEMAN****Height/Weight:** 6-1 / 220**Bats/Throws:** Left / Left**Birthdate:** July 13, 1992**Opening Day Age:** 32**Birthplace/Resides:** Klamath Falls, Oregon / Redmond, Oregon**Major League Service:** 4 years, 96 days**Obtained:** Selected in the 19th round of the 2015 First-Year Player Draft**Contract Status:** First year of a one-year contract through 2025
[@MrBrown_12](#) [Updated Stats](#)
CAREER HIGHLIGHTS

Is a .228 career hitter with 73 home runs and 230 RBI in 530 games over six seasons in the majors, all with the A's...appeared in a total of 33 games over his first two seasons but has played in 111 or more in each of his last four...his 530 games played are the most by an Athletic over the last seven years...has a .279 average with 100 home runs and 417 RBI in 597 games in the minors...ranked second in all of minor league baseball with 37 home runs with Triple-A Las Vegas in 2019...led the Texas League and tied for ninth in the minors with 39 doubles in 2018...was named to the California League Midseason All-Star team in 2017 and the New York-Penn League Midseason All-Star team in 2015...was originally selected by the A's in the 19th round of the 2015 First-Year Player draft.

2024 HIGHLIGHTS

- Batted .231 with 14 home runs, 44 RBI and a .662 OPS in 124 games over two stints with the A's...was hitting .189 with five home runs, 15 RBI and a .557 OPS in 63 games when he was outrighted to Triple-A Las Vegas on June 18...returned to Oakland on July 11 and batted .271 with nine home runs, 29 RBI and a .760 OPS in 61 games following his return.
- His batting average was his best over his four seasons with 100 or more games but his slugging percentage (.379) and OPS were his lowest...his 124 games played were second most to his 150 games in 2022...had the fewest RBI over his last four seasons and matched his fewest home runs.
- Has played in 530 games in his career, all with the A's, and he has the most games played by an Athletic over the last seven years.
- Made 93 of his 94 starts in games in which the opponent started a left-handed pitcher...hit .229 (79-for-345) with 13 of his 14 home runs, 41 of his 44 RBI and a .662 OPS against right-handed pitchers...was 7-for-27 (.259) with a .656 OPS against lefties...has made 374 of his 405 career starts against righties...is a .235 career hitter with 68 of his 73 home runs and a .747 OPS against right-handers and .179 with a .525 OPS against left-handers.
- Hit .285 with a .742 OPS in 53 day games, .188 with a .598 OPS in 71 night games.
- Batted .310 with six home runs, 21 RBI and an .869 OPS in 37 interleague games, .197 with eight home runs, 23 RBI and a .571 OPS in 87 contests against the American League...had a .106 average against AL East teams.
- Hit .196 over innings 1-6, .303 from the seventh inning on...was 5-for-10 (.500) with a triple, home run and four RBI in extra innings...tied for the most extra inning hits in the majors...was 0-for-15 in the third inning.
- Hit .297 with seven home runs and 23 RBI as a first baseman, .198 with six home runs and 18 RBI as an outfielder.
- Started games at four different positions (39 in left field, 30 at first base, 24 in right field, one at designated hitter)...also appeared in one game in center field...all 30 of his starts at first base came during his second stint.
- Committed two errors as a first baseman (.992 fielding percentage) and two in 84 games overall in the outfield (.986 fielding percentage)...both of his errors in the outfield came in left field...now has a 121-game errorless streak as a right fielder dating back to Sept. 24, 2021.

- Was 5-for-20 (.250) with a home run, two RBI and three walks as a pinch hitter...is now 19-for-86 (.221) with three home runs and 15 RBI in the pinch in his career...in the designated hitter era (1973-present), he ranks sixth among A's pinch hitters in RBI, tied for sixth in hits and tied for 10th in home runs...dating back to 2019, he ranks second among AL pinch hitters in extra base hits (8), third in hits (19), tied for third in doubles (5), tied for fourth in home runs (3) and fifth in RBI (15).
- Started games at every spot in the order from third through eighth and made his most starts hitting fifth (33)...also batted .301 with 26 games hitting sixth and .291 in 22 games in the clean-up spot.
- Also hit .403 with seven home runs, 24 RBI and a 1.152 OPS in 17 games with Las Vegas.
- Batted .451 (23-for-51) with a 1.229 OPS against right-handed pitchers, .286 (5-for-21) with a .967 OPS against left-handers.
- Hit .560 in the seventh inning or later, .419 on the road and .409 with runners in scoring position.
- Started 14 games in center field and two in right field.
- **DAY-BY-DAY:** Was on his fourth Opening Day roster (2020, 22-24) and has made three consecutive Opening Day starts (2022 at first base, 2023-24 in left field)...went 2-for-23 (.087) over his first eight games...had a 13-for-47 (.277) stretch from April 6 to 23 and then went 4-for-39 (.103) over his next 17 games through May 16...committed his first error of the season on April 19 at Cleveland, snapping a 95-game errorless streak in the outfield dating back to Oct. 5, 2022...had a season-best five-game hitting streak from May 18 to 23 (7-for-17, .412)...matched his career high with three runs scored May 23 against Colorado...went 0-for-17 over a seven-game stretch from May 29 to June 7...that included a career-high tying four strikeouts May 31 at Atlanta (fourth time)...walked three times in a game for the second time in his career on June 4 against Seattle...was batting .189 with five home runs and 15 RBI in 63 games when he was outrighted to Las Vegas on June 18...was named Pacific Coast League Player of the Week for the week of June 17-23 after hitting .444 (8-for-18) with two doubles, three home runs, seven RBI and seven runs scored in four games...went 21-for-43 (.488) with six home runs and 20 RBI over a nine-game stretch from June 22 to July 1...had eight multiple hit games over that span, including three three-hit games and a four-hit game...had two-homer games on June 22 at Tacoma and July 1 vs. Oklahoma City...his second home run on July 1 was the 100th of his minor league career...was selected by Oakland on July 11 and spent the remainder of the season with the A's...made each of his first 29 starts following his return at first base after making all 47 of his starts during his first stint in the outfield or at designated hitter...had his fourth career two-homer game July 14 at Philadelphia when he went 3-for-5 with three RBI and a career-high tying three runs scored...tied an Athletics record with a hit in eight consecutive at bats from July 23-26...doubled in his final at bat on the 23rd, went 3-for-3 with a walk on the 24th, had a pinch hit single on the 25th and then had a homer and two singles in his first three at bats on the 26th...was the first A's player with a hit in eight consecutive at bats since Josh Reddick in May, 2016...batted .304 with a .969 OPS in 17 games with Oakland in July and then hit .308 in August...prior to that, his best single-month average was .277 in Sept. 2023...was hitting .281 with five home runs, 19 RBI and a .896 OPS in 19 games during his second stint when he was placed on the paternity list on Aug. 7...was reinstated on Aug. 10 and hit safely in each of his first four games following his return (7-for-12, five RBI)...played in the 500th game of his career on Aug. 24 at Milwaukee and went 1-for-4...had his second-two homer game of the season and matched his career high with four RBI on Aug. 28 at Cincinnati...it was his fifth career two-homer game and his fourth four-RBI game...the first home run came off Sam Moll, which was his first home run off a left-handed pitcher since Sept. 7, 2022 against Atlanta (Tyler Matzek)...his start on Sept. 1 at Texas against the Rangers Walter Pennington was his first in a game in which the opponent started a left-handed pitcher since Aug. 21, 2023 vs. Kansas City...had walk-off singles twice over a four-game span on Sept. 3 against Seattle and Sept. 6 against Detroit...entered the game against the Tigers in the 11th inning as a pinch hitter and belted his third career pinch homer...the walk-off single came in the 13th inning...became the first Athletic with two different RBI hits in extra innings since Daric Barton on May 11, 2010 at Texas...then went 8-for-61 (.131) over his final 18 games.

CAREER

2023—Batted .222 with 14 home runs, 52 RBI and a .692 OPS in 112 games in his fifth season with the A's...hit .234 with all 14 of his home runs, 48 of his 52 RBI and a .738 OPS against right-handed pitchers...was 9-for-57 (158) with a .461 OPS against lefties...made 83 of his 92 starts in games in which the opponent started a right-handed pitcher...batted .188 with the bases empty, .267 with nine of his 14 home runs with runners on base...had a .267 batting average with runners in scoring position...was 2-for-10 (.200) with the bases loaded...was 17-for-34 (500) with five doubles, four home runs and 13 RBI in the seventh inning...started 49 games in right field, 18 in left field, 13 at first base and 12 at designated hitter...had three outfield assists...did not commit an error in 77 games in the outfield nor 17 games at first base...was 2-for-17 (.118) with a home run and three RBI as a pinch hitter...made a team-leading 54 starts batting cleanup and was second on the club with 27 starts hitting third...slugged 11 of his 14 home runs from the four spot in the order...averaged a career-low 3.81 pitches per plate appearance...was the A's Opening Day starter in left field on March 30 against Los Angeles (AL) and went 2-for-4 with a double...was 6-for-30 (.200) with a home run and two RBI over his first eight games before he was placed on the injured list April 10 retroactive to April 9 with a strained left oblique...was sent to Triple-A Las Vegas on a rehab assignment May 13 and went 1-for-2 that day against Albuquerque...was transferred to Single-A Stockton May 17 and was 4-for-11 (.374) with a walk in three games with the Ports when he was reinstated from the IL May 22...was 0-for-4 with a career-high tying four strikeouts June 3 at Miami...reached base safely five times for the second time in his career June 5 at Pittsburgh when he went 3-for-4 with two walks...was 10-for-40 (.250) over a 13-game stretch from June 24 to July 15, but five of the 10 hits were home runs...singled off the Yankees Nick Ramirez in the eighth inning on June 29 for his first hit off a left-handed pitcher since Oct. 3, 2022 (Aaron Loup)...it snapped a 0-for-27 streak against south paws...hit .222 in 19 games in July but seven of his 12 hits were for extra bases (three doubles, four home runs) and he walked nine times...had a .338 on-base percentage and .500 slugging percentage...collected two doubles and a triple Aug. 6 against San Francisco for the first three-extra base hit game of his career...had his third career four-RBI game Aug. 13 at Washington...connected for his second career pinch hit home run Sept. 3 vs. Los Angeles (AL)...it snapped a 0-for-13 streak as a pinch hitter dating back to Sept. 1, 2022...had a season-best five-game hitting streak from Sept. 9-13 (7-for-15, .467)...hit .277 in September after after batting .222 or lower in each of the first five months.

2022—Batted .230 with 25 home runs and 73 RBI in 150 games in his fourth season with the A's...had career highs in all counting categories...led the A's in games, triples (3), home runs, RBI, stolen bases (11, tie) and strikeouts (146)...became the third player in Oakland history to lead the A's in home runs and stolen bases, joining Jose Canseco (1988) and Eric Chavez (2002)...was the fourth to lead Oakland in triples and home runs (Ruben Sierra, 1993; Tony Armas, 1980; Mitchell Page, 1978)...made 114 of his 132 starts in games in which the opponent started a right-handed pitcher...batted .243 with 22 of his 25 home runs, 61 of his 73 RBI and a .793 OPS against right-handers compared to .174 with a .548 OPS against left-handers...hit 17 of his 25 home runs on the road...tied for seventh in the American League in road home runs and ranked ninth in RBI (48)...batted .269 with 15 home runs, 36 RBI and a .969 OPS in 68 day games compared to .198 with 10 home runs, 37 RBI and a .648 OPS in 82 night games...tied for second in the AL in home runs during the day, tied for seventh in RBI and ranked ninth in slugging (.537)...had the fourth lowest batting average at night...hit .216 with 10 home runs, 38 RBI and a .665 OPS in 86 games before the All-Star Break, .249 with 15 home runs, 35 RBI and a .855 OPS in 64 games after the break...tied for fourth in the AL in post-break home runs...hit .181 with six home runs, 25 RBI and a .600 OPS in 69 games against AL West teams, .269 with 19 home runs, 48 RBI and a .867 OPS in 81 games against all other teams...hit 10 home runs in 31 games against the AL Central...tied for sixth in the majors with six interleague home runs...batted .340 with a 1.158 OPS and six home runs in the eighth inning...tied for fourth in the AL in home runs in the eighth inning...started games at five different positions, including a team-leading 72 at first base...also made 25 starts in right field, 18 in left field, 15 in center field and two at designated hitter...committed two errors in 77 games overall in the outfield for a .985 fielding percentage...made four errors as a first baseman (.993)...was 5-for-13 (.385) with three doubles and three RBI as a pinch hitter...tied for the lead among AL pinch hitters in doubles, tied for third in extra base hits (3) and tied for fourth in hits...made a team-leading 67 starts batting cleanup and started games at every spot

in the order except first, eighth and ninth...was 5-for-17 (.294) with two home runs and eight RBI over his first five games...then went 0-for-4 with a career-high tying four strikeouts on April 13 at Tampa Bay...grounded into his first double play of the season April 24 against Texas, snapping a streak of 96 games and 271 at bats without a GDP dating back to his last on May 9, 2021 at Tampa Bay...the 96-game streak tied for fourth longest in Oakland history and was the longest since Coco Crisp had a 106-game streak from April 24-Sept. 25, 2014...batted .288 with seven home runs, 19 RBI and a .901 OPS over a 37-game span from May 16 to June 29...homered in three straight games for the second time in his career June 10-12 at Cleveland (also May 20-23, 2021)...did it again Sept. 4-7...hit his first career grand slam June 11 against the Guardians and also had his first career four RBI game...reached base safely in a career-high tying 11 consecutive games from June 16-29...hit .350 with a .395 on-base percentage during the streak...went 3-for-4 on June 19 against Kansas City, his first of three three-hit games...that began a career-high eight-game hitting streak from June 19-29...went 13-for-30 (.433) with four doubles, two home runs and five RBI during the streak...was on the paternity list from July 25-27 for the birth of his first child, Cannon...had his second career two-homer game in his first game back on July 29 at Chicago (AL) and went 9-for-23 (.391) with five home runs and seven RBI in his first seven games following his return...had his first career three-walk game on Aug. 4 at Los Angeles (AL)...made 69 of his first 99 starts at first base through Aug. 27...then started 28 of his final 31 games in the outfield and hit .267 with eight home runs, 23 RBI and a .895 OPS over that stretch...had his second two-homer game of the season and the third of his career on Sept. 4 at Baltimore...also scored three runs, which matched his career high...drove in a career-high tying four runs Sept. 17 at Houston...scored a career-high three runs Sept. 24 vs. New York (NL)...finished September with eight home runs and 17 RBI, which were his most ever in a month...tied for fourth in the AL in home runs in September and ranked ninth in OPS (.946).

2021—Batted .214 with 20 home runs and 48 RBI in 111 games as a rookie...became the ninth rookie in Oakland history to hit 20 or more home runs and his .480 slugging percentage was sixth best by an Oakland rookie with 250 or more plate appearances...ranked third among American League rookies in slugging, tied for fifth in home runs, seventh in games, eighth in extra base hits (34) and total bases (135), tied for eighth in RBI, ninth in OPS (.754) and 10th in runs (43)...one-third of his hits were home runs (20 home runs, 60 hits) and he joins Khris Davis (2018) and Mark McGwire (1992, 95, 96) as the only players in Athletics history to have at least one-third of their hits be home runs (min. 250 pa)...34 of his 60 hits (56.7%) were for extra bases (13 doubles, 1 triple), which was the fourth highest percentage in Athletics history using the 250 plate appearance minimum...grounded into just one double play in 281 at bats...the at bats were third most in the majors and sixth most in Oakland history among players with one or fewer GDP...made 67 of his 69 starts in games in which the opponent started a right-handed pitcher...hit .220 with a .776 OPS against righties compared to .136 with a .503 OPS against lefties...had 19 of his 20 home runs and 46 of his 48 RBI against righties...was 6-for-27 (.222) with six RBI in 29 plate appearances as a pinch hitter, 28 of which came against right-handers...the plate appearances ranked second among AL pinch hitters and were second most by an A's pinch hitter over the last 16 years (Matt Joyce, 30 in 2018)...also tied for second among AL pinch hitters in go-ahead RBI (2), tied for third in RBI and tied for fourth in hits...connected for nine of his 20 home runs in the seventh inning or later...had four in the ninth inning, which tied for second most in the AL...started games at five different positions (50 in right field, 10 in left field, four at designated hitter, three at first base, two in center field)...committed three errors, including two in right field and one at first base...started games at every spot in the order except first and third...was not on the A's Opening Day roster but was recalled on April 6, the sixth game of the season...singled in his first at bat on April 7 against Los Angeles (NL)...it was his first hit since Sept. 17, 2019 and it snapped a career-high 0-for-24 streak...hit his first career home run April 10 at Houston, a solo shot in the eighth inning off Ryne Stanek...it snapped a career-opening 33-game, 91-at bat homerless streak...committed his first error of the season on April 21 against Minnesota but would not have another error as an outfielder until Sept. 19 for an 82-game outfielder errorless streak...had his first career game-ending RBI on May 7 against Tampa Bay with a walk-off home run in the bottom of the ninth...grounded into his only double play of the season May 9 against Tampa Bay...homered in three consecutive games from May 20-23...singled in the ninth inning June 6 at Colorado to snap a career-high tying 0-for-24 streak...slugged his first career pinch home run on July 25 at Seattle...was hitting .199 with 12 home runs and 30 RBI in

79 games when he was optioned to Triple-A Las Vegas Aug. 1...returned to Oakland on Aug. 6 and hit .242 with four home runs and seven RBI in 12 games before he was optioned to Triple-A again on Aug. 20...did not make it to Las Vegas as he was recalled by Oakland the next day...was placed on the injured list Aug. 27 following a positive Covid-19 test...was reinstated from the IL Sept. 10 and hit .265 with four home runs and nine RBI over his final 19 games...belted all four home runs over his final six games, including his first career two-homer game in the final game of the season, Oct. 3 at Houston.

2020—Went 0-for-5 with two strikeouts in seven games over three stints with Oakland...all five of his plate appearances came against right-handed pitchers...made just one start and went 0-for-2 as the A's designated hitter on Aug. 2 at Seattle...was 0-for-3 with two strikeouts as a pinch hitter...appeared in three games on defense, all at first base...was on the A's Opening Day roster and went 0-for-3 in three games before he was optioned to the A's alternate site Aug. 6 when rosters were reduced to 28...was on the A's Taxi Squad for each of the remaining road trips and was added to the active roster twice...recalled a second time on Aug. 25 when Chad Pinder went on the paternity list and struck out as a pinch hitter Aug. 29 in the second game of the doubleheader at Houston...was optioned back to the alternate site Aug. 31 but returned to Oakland on Sept. 12 when Matt Chapman went on the injured list...went 0-for-1 in three games before he was optioned Sept. 17...was on the Taxi Squad for the postseason.

2019—Made his Triple-A and Major League debuts in 2019...was batting .297 with 37 home runs and 104 RBI in 112 games with Las Vegas when he was selected by Oakland Aug. 26...went on to hit .293 with no home runs and 13 RBI in 26 games with the A's...made 16 of his 17 starts in games in which the opponent started a right-handed pitcher...hit .311 with all 10 of his extra base hits, all seven of his walks and 12 of his 13 RBI against righties, .214 against left-handers...had a .900 OPS against righties, .429 against lefties...batted .300 with runners in scoring position...started 16 games in left field and one at first base...did not commit an error in 23 games overall in the outfield or four at first base...made his Major League debut with a start in left field on Aug. 26 at Kansas City and went 2-for-6 with a RBI...singled in the second inning off Brad Keller for his first ML hit and had a RBI single in his next at bat in the third inning for his first RBI...had a career-high four hits Aug. 29 at Kansas City in his fourth big league game...became the first Athletic with a four-hit game before his fifth career game since Doug Jennings went 4-for-4 in his fourth game on April 13, 1988...then went 3-for-3 with three RBI the next day at New York (AL), giving him in a hit in seven consecutive bats...entered the game in the sixth inning and became the first A's player with at least three hits and three RBI in a game he did not start since Billy Hitchcock went 4-for-4 with four RBI on Sept. 5, 1951...had 10 hits over his first five games through Aug. 30, which are the most in Oakland history and the most by an Athletic since Spook Jacobs had 10 in his first five games for the 1954 Philadelphia A's...had two triples Sept. 3 against Los Angeles (AL) to tie the Oakland single-game record...pinch hit for Sean Murphy in the fourth inning of the AL Wild Card game on Oct. 2 against Tampa Bay in Oakland and grounded into a fielders' choice...was named the A's Organizational Hitter of the Year and Most Valuable Player for Las Vegas after hitting 37 home runs...that was second most in all of minor league baseball to the Diamondbacks Kevin Cron (39)...it tied for third most in Oakland history by a minor leaguer and was two short of the record of 39 by Chris Carter in 2008 and Adam Piatt in 1999...it ranks second all-time in Las Vegas franchise history (44, Phil Hiatt in 2001)...was third in the minors in extra base hits (72) and total bases (286), tied for fifth in runs (101) and sixth in RBI (104)...ranked second in the Pacific Coast League in home runs, extra base hits and total bases, tied for third in runs and fourth in RBI and slugging (.634)...led the A's farm system in runs, home runs, RBI and extra base hits, ranked second in slugging, third in OPS (.986) and tied for fifth in doubles (29)...started 61 games at first base, 26 at designated hitter, 14 in left field and eight in right field...had three home runs and six RBI April 15 against Fresno...hit .319 with nine home runs and 23 RBI in 22 games in April...was named PCL Player of the Week for the week of July 22-28 when he went 12-for-25 (.480) with 12 runs scored, eight home runs, 13 RBI and five walks in six games...that included two homer games on July 23 against El Paso and July 27 and 28 at El Paso...batted .344 with nine home runs and 21 RBI in 23 games in July...then hit .321 with 10 home runs and 27 RBI in 22 games in August.

2018—Made his Double-A debut at Midland and batted .283 with 14 home runs and 90 RBI in 131 games...led the Texas League and tied for ninth in all of the minors in doubles (38)...also tied for the TL lead in extra base hits (55), ranked second in RBI and tied for second in total bases (228)...led the A's farm system in doubles, ranked second in RBI, extra base hits and total bases and fourth in hits...batted .294 with eight home runs in 337 at bats against right-handed pitchers compared to .261 with six home runs in 165 at bats vs. left-handers...hit .331 with runners in scoring position...started 113 games at first base, seven in right field and four in left field...committed 12 errors as a first baseman for a .988 fielding percentage...had his lone two-homer game of the season April 7 against Springfield...had a season-high 11-game hitting streak from April 29 to May 11 (18-for-44, .409)...batted .311 with 23 RBI in 27 games in May and then hit .337 in June...matched his season-high with an 11-game hitting streak from June 11 to 22 (19-for-45, .422)...collected three doubles Aug. 5 against San Antonio...matched his career high with four hits Sept. 1 against Frisco and had his fifth four-RBI game of the season.

2017—Spent the entire season at Single-A Stockton for the second consecutive year and hit .270 with 30 home runs and 109 RBI in 135 games...led the California League in home runs, RBI and total bases (262)...the RBI were third most in all of the minors and the home runs tied for 10th...also ranked second in the CL in slugging (.506) and extra base hits (55)...was named to the Cal League Midseason All-Star team...led the A's farm system in total bases and ranked second in home runs, RBI, runs, extra base hits and slugging...started 109 games in right field, 18 at first base and three in center field...had 13 assists in 114 games overall in the outfield...had his first career two-homer game May 14 at Lancaster...made his first career appearance as a pitcher on May 19 against Lake Elsinore (0.2 ip, 1 h)...started at designated hitter for the North in the California League All-Star Game on June 20 and went 1-for-4 with a double and a RBI...homered in five straight games from Aug. 19 to 24 and four straight from Aug. 31 to Sept. 3...was named Cal League Player of the Week for the week of Aug. 21-27 after going 12-for-24 (.500) with five runs, four home runs, 11 RBI, three walks and a 1.540 OPS in six games...hit .349 with 12 home runs and 38 RBI in 27 games in August...went 3-for-11 (.273) with a double, home run and three RBI in three postseason games for the Ports.

2016—Spent the entire season at Single-A Stockton and batted .241 with eight home runs and 53 RBI in 127 games...added 65 walks and six hit by pitches for a .340 on-base percentage...was successful in 13-of-15 (86.7%) stolen base attempts...ranked second in the California League in walks and fourth in runs scored (83)...ranked third in the A's organization in runs and fourth in walks...started 78 games in right field, 28 in center field and one in left field...also appeared in one game at first base and one at catcher...had his first career four-hit game Sept. 1 vs. Visalia.

2015—Hit .282 with three home runs and 35 RBI in 68 games in his professional debut with the A's affiliate in the Arizona Rookie League and Short Season Single-A Vermont...tied for third in the New York-Penn League in doubles (19) and tied for fourth in extra base hits (25)...was named to NYPL Midseason All-Star team and went 1-for-2 in a start in center field for the North in the NYPL All-Star Game...made 21 starts in center field, 18 in right field, 14 in left field and seven at first base...went 1-for-4 with a triple in his debut June 22 against the Giants...hit his first professional home run July 28 at State College, a fifth inning grand slam.

PERSONAL/MISCELLANEOUS

Seth William Brown was originally signed by A's scout Jim Coffman...is married, Brittaney, and has two children, Cannon and Barrett...graduated from North Medford (Ore.) High School...played collegiately and Linn-Benton (Ore.) Community College and Lewis-Clark State College (Ida.).

LIFETIME PLAYING RECORD

Year	Club	AVG.	G	AB	R	H	2B	3B	HR	RBI	SH	SF	HP	BB	SO	SB	CS	OBP	SLG	E
2015	AZL A's	.200	6	20	2	4	1	2	0	0	0	0	0	3	2	0	0	.304	.450	0
	Vermont	.289	62	239	32	69	19	3	3	35	0	2	1	25	51	6	2	.356	.431	7
2016	Stockton	.241	127	453	83	109	21	5	8	53	2	6	6	65	124	13	2	.340	.362	11
2017	Stockton	.270	135	518	80	140	18	7	30	109	0	4	1	56	146	7	7	.340	.506	8
2018	Midland	.283	131	502	66	142	38	3	14	90	0	5	1	47	142	5	0	.342	.454	12
2019	Las Vegas	.297	112	451	101	134	29	6	37	104	0	7	4	38	127	8	1	.352	.634	8
	OAKLAND	.293	26	75	11	22	8	2	0	13	0	0	1	7	23	1	0	.361	.453	0
2020	OAKLAND	.000	7	5	0	0	0	0	0	0	0	0	0	0	2	0	0	.000	.000	0
2021	OAKLAND	.214	111	281	43	60	13	1	20	48	0	2	1	23	89	4	1	.274	.480	3
	Las Vegas	.286	3	14	3	4	1	1	0	1	0	0	0	0	5	0	0	.286	.500	0
	Stockton	.400	1	5	2	2	0	0	1	1	0	0	0	0	3	0	0	.400	1.000	0
2022	OAKLAND	.230	150	500	55	115	26	3	25	73	0	1	3	51	146	11	2	.305	.444	6
2023	OAKLAND	.222	112	343	33	76	19	1	14	52	1	2	2	30	101	3	1	.286	.405	0
	Las Vegas	.500	1	2	0	1	0	0	0	0	0	0	0	0	1	0	0	.500	.500	0
	Stockton	.364	3	11	4	4	0	0	0	0	0	0	0	1	2	0	0	.417	.364	0
2024	OAKLAND	.231	124	372	32	86	11	1	14	44	0	1	2	25	112	4	2	.283	.379	4
	Las Vegas	.403	16	72	16	29	3	0	7	24	0	2	0	3	15	2	0	.416	.736	0
Major League Totals		.228	530	1576	174	359	77	8	73	230	1	6	9	136	473	23	6	.292	.426	13
Minor League Totals		.279	597	2287	389	638	130	27	100	417	2	26	13	238	618	41	12	.347	.491	46

LIFETIME PITCHING RECORD

Year	Club	W	L	ERA	G	GS	CG	SHO	SV	IP	H	R	ER	HR	HB	BB	IBB	SO	WP	BK
2017	Stockton	0	0	0.00	1	0	0	0	0	0.2	1	0	0	0	0	0	0	0	0	0

CAREER TRANSACTIONS

2015 — Selected by the Oakland Athletics organization in the 19th round of the First-Year Player Draft. **2021** — On the injured list, August 27 to September 9; included rehabilitation assignment to Stockton, September 9. **2022** — On the paternity list, July 25 to 27. **2023** — On the injured list, April 9 to May 21; included rehabilitation assignment to Las Vegas, May 13 to 16, and Stockton, May 17 to 21. **2024** — On the paternity list, August 7 to 9.

WILD CARD RECORD

Year	Club/Opp.	AVG.	G	AB	R	H	2B	3B	HR	RBI	SH	SF	HP	BB	SO	SB	CS	OBP	SLG	E
2019	OAK vs. TB	.000	1	1	0	0	0	0	0	0	0	0	0	0	0	0	0	.000	.000	0

BROWN'S CAREER BESTS

Hits: 4, August 29, 2019 at Kansas City

Home Runs: 2 (five times), last: August 28, 2024 at Cincinnati

Runs Batted In: 4 (four times), last: August 28, 2024 at Cincinnati

Stolen Bases: 1 (22 times), last: May 25, 2024 vs. Houston

Hitting Streak: 8, June 19 to 29, 2022

Hitless Streak (At Bats): 24 (twice), last: May 26 to June 6, 2021

Game Ending RBI: 3, September 6, 2024 vs. Detroit (single); September 3, 2024 vs. Seattle (single); May 7, 2021 vs. Tampa Bay (home run)

Grand Slams: 1, June 11, 2022 at Cleveland (Eli Morgan)

Pinch-Hit Home Runs: 3, September 6, 2024 vs. Detroit (Shelby Miller); September 3, 2023 vs. Los Angeles-AL (Andrew Wantz); July 25, 2021 at Seattle (Casey Sadler)

Inside-The-Park Home Runs: None

Lead Off Home Runs: None

**OUTFIELDER****Height/Weight:** 6-2 / 220**Bats/Throws:** Left / Right**Birthdate:** July 10, 2000**Opening Day Age:** 24**Birthplace/Resides:** Burlington, New Jersey / Atlanta, Georgia**Major League Service:** 1 year, 32 days**Obtained:** Selected in the 6th round of the 2018 First-Year Player Draft**Contract Status:** First year of a one-year contract through 2025
 [Updated Stats](#)
CAREER HIGHLIGHTS

Made his Major League debut with the A's in 2023 and is a .250 career hitter with 26 home runs and 67 RBI in 167 games in two seasons...hit .195 with six home runs and 18 RBI over his first 94 games through June 30, 2024 but is batting .302 with 20 home runs and 49 RBI in 73 games since then...is a perfect 18-for-18 in stolen base attempts...was the A's sixth-round selection in the 2018 draft and is a .257 hitter with 54 home runs and 232 RBI in 403 games in six seasons in the minors...has 191 walks for a .344 on-base percentage...also has 74 stolen bases...played in the All-Star Futures Game in 2023...led Midwest League outfielders with 11 assists in 2022...was named an A's Organizational All-Star by MiLB.com in 2021 and 2023...was rated as the A's ninth-best prospect by *Baseball America* following the 2022 season...played for Mesa in the Arizona Fall League in 2022...named to the AFL Rising Stars Game and won the Dernel Stenson Sportsmanship Award.

2024 HIGHLIGHTS

- Got off to a slow start as he was batting .179 with two home runs, eight RBI and a .529 OPS over his first 52 games through the end of June...then hit .302 with 20 home runs, 49 RBI and a .943 OPS in 73 games over the final three months of the season.
- Tied for sixth in the majors in extra base hits from July 1 through the end of the season (40), ranked eighth in slugging (.597), tied for ninth in home runs and runs (53), 10th in OPS and tied for 15th in RBI.
- Batted .262 with 22 home runs, 57 RBI and an .807 OPS in 125 games overall in his second season.
- Was a perfect 18-for-18 in stolen base attempts...his stolen bases were the most in the majors and tied for seventh most in Major League history among players with no caught stealings...they were the most by an Athletic, topping the previous best of 16 by Jimmy Sexton in 1982.
- Had a .291 (25-for-86) batting average and .838 OPS against left-handed pitchers compared to .255 (83-for-326) and a .799 OPS against right-handers...drew 32 of his 35 walks against righties...made 88 of his 105 starts against righties.
- Batted .292 with runners in scoring position...was 2-for-5 (.400) with two doubles, a walk and nine RBI with the bases loaded.
- Hit 15 of his 22 home runs on the road and had a .545 slugging percentage in away games compared to .439 at home.
- Had 13 home runs and 26 RBI in 35 interleague games, nine home runs and 31 RBI in 90 games against American League competition...tied for fifth in the majors in interleague home runs...has hit 14 of his 26 career home runs against the National League.
- Tied for fifth among ML right fielders in home runs (20) and ranked sixth in RBI (53).
- Started 105 games, all in right field...appeared in 123 games overall in the outfield (including two in center field) and committed four errors for a .985 fielding percentage...had two assists...ranked fifth in the majors among right fielders in total chances (257) and putouts (251) and tied for fourth in most errors (4).
- Was 2-for-8 (.250) with two home runs, four RBI and two walks as a pinch hitter...tied for second in the majors in pinch home runs.
- Made a team-leading 62 starts batting leadoff and hit .286 with 16 home runs, 37 RBI and an .889 OPS in 65 games overall hitting first in the order...tied for ninth in the majors in home

runs from the one spot in the order and his OPS was sixth best among players with 250 or more plate appearances in the leadoff spot...started games at every spot in the order except second and third.

- Batted .393 in the third inning and .394 in the fourth...hit .189 in the seventh inning or later.
- Also played in 27 games for Triple-A Las Vegas and hit .255 with four home runs, nine RBI and a .767 OPS.
- Was 7-for-8 in stolen base attempts and is now 74-for-88 (84.1%) in his career as a minor leaguer.
- Hit .379 (11-for-29) with a 1.134 OPS against left-handed pitchers, .210 (17-for-81) with a .627 OPS against right-handers.
- Made 23 starts in center field, three in left field and one in right field.
- **DAY-BY-DAY:** Was on the A's Opening Day roster and went 5-for-36 (.139) over his first 12 games...stole the first base of his career April 11 at Texas...drove in both of the A's runs in a 2-1 victory over Washington on April 12...hit his first home run of the season in the third inning and had his first career walk-off RBI with a RBI single in the bottom of the 10th...had his second career four-strikeout game April 30 against Pittsburgh...was batting .181 with two home runs and seven RBI in 37 games when he was optioned to Las Vegas May 14...hit safely in each of his first seven games with the Aviators (9-for-28, .321)...then went 6-for-34 (.176) over his next eight contests...reached base safely in 25 of his 27 games at Triple-A and was batting .255 with a .349 on-base percentage when he returned to Oakland on June 18...went 4-for-26 (.154) with no walks and one RBI over his first 10 games following his return...was named American League Player of the Week for the week of July 8 to 14 after going 8-for-22 (.364) with five runs, five home runs, 13 RBI and a 1.482 OPS in six games...connected for his first career pinch hit home run July 12 at Philadelphia...it snapped a career-opening 0-for-10 streak as a pinch hitter...hit his second pinch homer on Aug. 5 against Chicago (AL)...had six straight multiple hit games from July 14 to 23 (15-for-25, .600), which matched the longest such streak by an Athletic over the last 25 years...had his first career three-homer game and drove in a career-high six runs July 14 at Philadelphia...laced his first career triple July 19 against Los Angeles (AL) and had his second four days later against Houston...batted .363 with 10 home runs, 27 RBI and a 1.210 OPS in 24 games in July...tied for second in the majors in RBI and extra base hits (18) in July, ranked third in OPS, slugging (.802) and runs (23), tied for third in home runs, fourth in batting and tied for seventh in hits (33)...tied for third in Oakland history in extra base hits in July and tied for fifth in home runs and RBI...based on a minimum of 75 plate appearances, he had the fourth best slugging percentage and fifth best OPS in July in Oakland history...Brent Rooker had 11 home runs in July making them the third duo in Athletics history to hit 10 home runs in the same month...the other two are Mark McGwire (13) and Terry Steinbach (10) in July 1996 and Bob Johnson (15) and Jimmie Foxx (10) in June 1934...had a career-high 22-game hitting streak from Aug. 21 to Sept. 14...went 34-for-90 (.378) with 18 runs, eight doubles, eight home runs and 15 RBI during the streak, which tied for fourth longest in Oakland history...it was the longest since Eric Byrnes also had a 22-game streak from May 8-June 1, 2003...the hitting streak began a career-high 27-game reaching base streak that ran through Sept. 21...hit .349 with a .388 on-base percentage during that streak...scored a run in 10 consecutive games from Aug. 21 to 31 (13 runs total), which tied for the sixth longest such streak in Oakland history...led off the game with a home run for the first time in his career on Aug. 23 against Milwaukee...did it again on Aug. 28 at Cincinnati and Sept. 3 vs. Seattle...earned AL Player of the Week honors a second time for the week of Aug. 26 to Sept. 1 after going 14-for-28 (.500) with three doubles, six home runs, 10 RBI and five multiple hit games in six games...joins Scott Brosius (1996), Rickey Henderson (1990), Tony Armas (1981), Mitchell Page (1977) and Rollie Fingers (1976) as the only players in Oakland history to win the award twice in one season...set an Athletics record with an extra base hit in nine consecutive games from Aug. 27 to Sept. 4 (five doubles, seven home runs)...broke the previous mark of eight set by Ben Grieve (2000), Dick Williams (1960), Ferris Fain (1951) and Dick Siebert (1939)...homered in three consecutive games for the first time in his career from Aug. 27 to 29 at Cincinnati...capped that streak with his second three-homer game of the season Aug. 29...it was the 20th three-homer game in Oakland history and the 32nd in Athletics history...is the second player in Athletics history with two three-homer games in a season (Gerónimo Berroa, 1996)...went 7-for-14 (.500) with five home runs, eight RBI and five runs scored during the three-game series with the Reds...batted .266 in August

and 14 of his 25 hits were for extra bases (six doubles, eight home runs)...tied for 10th in the majors in home runs in August...collected his first career four-hit game Sept. 1 at Texas...had his 22-game hitting streak snapped on Sept. 15 at Chicago (AL) and went 8-for-44 (.182) over his final 11 games.

CAREER

2023—Made his Double-A, Triple-A and Major League debuts in 2023...started the year at Double-A Midland, was promoted to Triple-A Las Vegas July 14 and joined Oakland on Aug. 11...also played in the All-Star Futures Game...hit .211 with four home runs and 10 RBI in 42 games with the A's...walked just four times and had 35 strikeouts...batted .216 with all four of his home runs, all 10 of his RBI and a .616 OPS against right-handed pitchers...was 4-for-21 with a .418 OPS against left-handers...made 31 of his 33 starts in games in which the opponent started a right-handed pitcher...hit .174 with the bases empty, .259 with three of his four home runs with runners on base...however, had a .138 average with runners in scoring position...slugged three home runs in 16 day games, one in 26 night games...batted .185 over innings 1-6, .262 from the seventh inning on...hit .267 in interleague play, .194 against the American League...made 32 of his 33 starts in center field (also had one start in right field)...did not commit an error in 42 games and 83 total chances overall as an outfielder...had one assist...was 0-for-5 as a pinch hitter...made 31 of his 33 starts in the bottom four spots in the order (had two starts batting leadoff)...combined to hit a minor league career-high .284 with 15 home runs, 70 RBI and a .825 OPS in 89 games with Midland and Las Vegas...was 21-for-23 (91.3%) in stolen base attempts...it was his third 20-steal season as a minor leaguer...ranked sixth in the A's farm system in slugging (.475), seventh in batting and eighth in RBI...batted .297 with 14 of his 15 home runs and a .904 OPS against right-handed pitchers, .252 with a .618 OPS against left-handers...hit .307 with runners in scoring position...was 6-for-13 (.462) with two doubles and 12 RBI with the bases loaded...started 42 games in center field, 28 in right field, 14 at designated hitter, three at first base and one in left field...did not commit an error...had eight outfield assists...seven of those came with Midland, which tied for seventh among Texas League outfielders...tied for third among TL outfielders in double plays (3)...started games at every spot in the order except fourth and fifth and saw his most action with 55 starts in the two spot in the order...was named an A's Organization All-Star by MLB.com following the season...began the season at Double-A Midland and batted .285 with 10 home runs and 47 RBI in 67 games...reached base safely in 60 of the 67 games and had a .352 on-base percentage...had a season-high 19-game reaching base streak from April 11 to May 5...hit .333 with a .387 on-base percentage during the streak...had his first of three two-steal games on April 22 at Springfield (also April 29 against Corpus Christi and July 22 at Salt Lake)...hit .329 in 19 games in April, which was his best single-month batting average in 2023...tied for fourth in the TL in hits in April (27), tied for sixth in steals (7) and ranked seventh in batting...then hit .290 in 23 games in May...led the TL in runs (23) in May, tied for sixth in home runs (5) and extra base hits (11), ranked ninth in slugging (.516), tied for ninth in walks (16), 10th in on-base percentage (.389) and tied for 10th in hits (27)...had an eight-game hitting streak from May 24 to June 6 (11-for-34, .324)...drove in at least one run in each of his final seven games with the RockHounds and his first two with the Aviators for a nine-game streak with an RBI from June 29 to July 15 (14 RBI overall)...was selected to play in the All-Star Futures Game and went 0-for-3 in a start in left field for the AL team on July 8 at Seattle...did not return to Midland as he was moved up to Triple-A Las Vegas on July 14...ranked seventh in the Texas League in runs (53), tied for ninth in doubles (17) and tied for 10th in hits (81) and RBI at the time of his promotion...hit .280 with five home runs and 23 RBI in 22 games with the Aviators...the RBI were fourth most in the Pacific Coast League during his stay with Las Vegas (July 14 to Aug. 10)...drove in a season-high four runs in his second game on July 15 against Reno...was recalled by Oakland on Aug. 11 when Tony Kemp went on the paternity list and stayed with the A's following Kemp's return...made his big league debut Aug. 11 at Washington with a start in right field and went 0-for-4...then hit safely in each of his next six games from Aug. 12 to 18 (7-for-21, .333)...doubled in the seventh inning Aug. 12 against the Nationals Jake Irvin for his first hit...connected for his first ML home run Aug. 15 at St. Louis, a two-run shot in the seventh inning off Dakota Hudson...the RBI were the first of his career...had his first career two-homer game Sept. 4 against Toronto...was placed on the bereavement list the next day...was hitting .246 with four home runs, nine RBI and a .717 OPS in 23 games when he went on the BL...was reinstated on Sept. 8 and went 9-for-54 (.167) with one RBI and a .411

OPS over his final 19 games...snapped a career-long 0-for-15 streak with his fourth inning single Sept. 16 against San Diego...was 0-for-4 with a career-high four strikeouts Sept. 26 at Minnesota.

2022—Batted .270 with 11 home runs, 41 RBI and an .825 OPS in 81 games with High-A Lansing... also went 1-for-9 on a three-game rehab assignment with the A's affiliate in the Arizona Complex League for a .265 batting average overall...was 13-for-18 (72.2%) in stolen base attempts and tied for seventh in the A's farm system in steals...had 11 outfield assists, all with Lansing, which were the most among Midwest League outfielders...batted .287 with a .866 OPS against right-handed pitchers compared to .205 with a .636 OPS against left-handers...hit .295 during the day, .154 at night...started 40 games in right field, 13 in center field, 13 at designated hitter, 11 at first base and five in left field...committed four errors, one at each defensive position...hit in every spot in the order except eighth and ninth...hit .340 in 30 games batting fifth...also had 30 games batting second...was rated as the A's ninth-best prospect by *Baseball America* following the season... homered and drove in a season-high four runs on May 6 against West Michigan...had six assists in 17 games as an outfielder in the month of May...had a season-high 10-game hitting streak from June 5 to 16 (14-for-38, .367)...hit .400 over an eight-game stretch from June 23 to July 3 and all 12 of his hits over that span came in four three-hit games...batted .316 in 26 games in June...was hitting .263 with eight home runs and 36 RBI in 69 games when he was placed on the injured list July 5 with a dislocated left elbow...went 1-for-9 (.111) on a three-game rehab assignment with the A's affiliate in the Arizona Complex League from Aug. 20-23 and was reinstated from the IL on Aug. 25...hit .310 with four doubles, three home runs and five RBI over his final 12 games... finished the season by going 4-for-4 with four runs, a double, two home runs and four RBI on Sept. 10 against Dayton...played for Mesa in the Arizona Fall League following the season and batted .241 with two home runs, 16 RBI and 15 walks in 19 games (.389 on-base percentage)... was named to the AFL Rising Stars Game and went 1-for-2 with a double...was also named the winner of the Dernel Stenson Sportsmanship Award, which honors a player that exemplifies unselfishness, hard work and leadership.

2021—Spent most of the season at Single-A Stockton where he hit .263 with 17 home runs, 67 RBI and 26 stolen bases in 88 games...was promoted to High-A Lansing on Aug. 23 and batted .340 with two home runs and eight RBI in 14 games with the Lugnuts...combined for a .273 average, 19 home runs, 75 RBI, 29 stolen bases and an .871 OPS in 102 games overall...ranked second in the A's farm system in slugging (.504), OPS, runs (76), doubles (24), walks (59), stolen bases, extra base hits (47) and total bases (194), third in RBI, fourth in hits (105) and home runs, sixth in on-base percentage (.367), tied for sixth in triples (4) and eighth in batting...was named an A's Organizational All-Star by MiLB.com...tied for third in the Low-A West in home runs (17), ranked sixth in slugging (.499), seventh in OPS (.863), tied for seventh in extra base hits (41), ninth in RBI (67) and walks (55) and tied for ninth in stolen bases (26)...batted .276 with an .885 OPS against right-handed pitchers, .263 with an .827 OPS against left-handers...was 5-for-9 (.556) with three home runs and 21 RBI with the bases loaded...the three grand slams tied for the most in the minors and all came against San Jose...started 52 games at first base, 24 in left field, 12 in center field, eight in right field and six at designated hitter...made four errors as a first baseman and three as an outfielder...had five outfield assists...had an 18-game reaching base streak from May 12-June 4...hit .250 with a .353 on-base percentage during the streak...had his first career two-homer game on May 21 at Visalia...hit his first of three grand slams on June 10 against San Jose...was named Low-A West Player of the Week for the week of July 19-25 when he went 10-for-25 (.400) with six runs, a double, three home runs and 11 RBI in six games at San Jose...had grand slams on the 21st and 23rd...had his second career two-homer game and a minor league career-high six RBI in the game on the 21st...was a perfect 4-for-4 with three RBI Aug. 7 against Modesto...stole a minor league career-high four bases Aug. 19 at Modesto...was promoted to High-A Lansing on Aug. 23 and combined with Stockton and the Lugnuts to hit .304 in August...then batted .340 in 14 games in September...was named High-A Central Player of the Week for the week of Sept. 13-19 when he went 11-for-22 (.500) with seven runs, three doubles, a home run, two RBI and three stolen bases in six games against West Michigan.

2020—Did not play as the minor league season was cancelled due to the pandemic.

2019—Spent the entire season with Short-Season Vermont and hit .177 with four home runs, 22 RBI and a .562 OPS in 55 games...struck out 90 times in 221 plate appearances (2.45 plate appearances per strikeout)...hit .179 with all four of his home runs and 21 of his 22 RBI against right-handed pitchers, .171 against left-handers...his average improved to .244 with runners in scoring position...started 36 games at first base, 14 in left field and five at designated hitter...committed three errors, all as a first baseman...had his first career four-hit game July 6 at Connecticut.

2018—Made his professional debut with the A's affiliate in the Arizona Rookie League and hit .226 with a home run, 15 RBI and a .669 OPS in 46 games...started 25 games in left field and four at designated hitter...went 0-for-4 with a walk in his debut on June 18 against the Angels... then had three hits and two RBI in his second game on June 20 against the Indians2...stole his first base July 14 at the Mariners...hit his first home run and had five RBI Aug. 3 at Cubs1.

PERSONAL/MISCELLANEOUS

Lawrence Evan Butler was originally signed by A's scout Jemel Spearman...graduated from West Lake High School in Atlanta in 2018 where he hit .507 as a senior.

LIFETIME PLAYING RECORD

Year	Club	AVG.	G	AB	R	H	2B	3B	HR	RBI	SH	SF	HP	BB	SO	SB	CS	OBP	SLG	E
2018	AZL A's	.226	46	106	20	24	4	2	1	15	0	0	0	18	43	3	1	.339	.330	0
2019	Vermont	.177	55	192	20	34	5	2	4	22	0	2	1	26	90	1	0	.276	.286	3
2020																				
(Minor League Season Cancelled — Did Not Play)																				
2021	Stockton	.263	88	335	62	88	20	4	17	67	0	5	1	55	131	26	4	.364	.499	6
	Lansing	.340	14	50	14	17	4	0	2	8	0	0	0	4	15	3	1	.389	.540	1
2022	Lansing	.270	81	293	52	79	19	3	11	41	0	0	0	40	105	13	5	.357	.468	4
	ACL A's	.111	3	9	0	1	0	0	0	0	0	0	0	4	0	0	0	.111	.111	0
2023	Midland	.285	67	284	53	81	17	2	10	47	0	3	1	30	60	13	2	.352	.465	0
	Las Vegas	.280	22	82	14	23	2	1	5	23	0	3	1	8	18	8	0	.340	.512	0
	OAKLAND	.211	42	123	10	26	4	0	4	10	0	1	1	4	35	0	0	.240	.341	0
2024	OAKLAND	.262	125	412	63	108	24	2	22	57	0	4	0	35	108	18	0	.317	.490	4
	Las Vegas	.255	27	110	25	28	6	0	4	9	0	0	0	16	25	7	1	.349	.418	2
Major League Totals		.250	167	535	73	134	28	2	26	67	0	5	1	39	143	18	0	.300	.456	4
Minor League Totals		.257	403	1461	260	375	77	14	54	232	0	13	4	197	491	74	14	.344	.439	16

CAREER TRANSACTIONS

2018 — Selected by the Oakland Athletics organization in the 6th round of the First-Year Player Draft. **2023** — On the bereavement list, September 5 to 7.

BUTLER'S CAREER BESTS

Hits: 4, September 1, 2024 at Texas

Home Runs: 3 (twice), August 29, 2024 at Cincinnati; July 14, 2024 at Philadelphia; 2, September 4, 2023 vs. Toronto

Runs Batted In: 6, July 14, 2024 at Philadelphia

Stolen Bases: 1 (18 times), last: September 24, 2024 vs. Texas

Hitting Streak: 22, August 21 to September 14, 2024

Hitless Streak (At Bats): 15, September 9 to 15, 2023

Game Ending RBI: 1, April 12, 2024 vs. Washington (single)

Grand Slams: None

Pinch-Hit Home Runs: 2, August 5, 2024 vs. Chicago-AL (Chad Kuhl); July 12, 2024 at Philadelphia (José Ruiz)

Inside-The-Park Home Runs: None

Lead Off Home Runs: 3, September 3, 2024 vs. Seattle (Luis Castillo); August 28, 2024 at Cincinnati (Fernando Cruz); August 23, 2024 vs. Milwaukee (Aaron Civale)

**OUTFIELDER****Height/Weight:** 6-5 / 225**Bats/Throws:** Right / Right**Birthdate:** May 1, 2000**Opening Day Age:** 24**Birthplace/Resides:** Toronto, Canada / Pickering, Canada**Major League Service:** None**Obtained:** Selected in the 4th round of the 2021 First-Year Player Draft**Contract Status:** First year of a one-year contract through 2025
 [Updated Stats](#)
CAREER HIGHLIGHTS

Was the A's fourth round selection in the 2021 First-Year Player Draft and is a .261 hitter with 41 home runs, 144 RBI and 78 stolen bases in 280 games in four professional seasons...also has 135 walks and has been hit by a pitch 27 times to fuel a .359 on-base percentage...has started 210 games in center field, 39 in right field and three in left field...played for Canada in the 2023 World Baseball Classic...played for Mesa in the Arizona Fall League in 2022 and 2024...named to the All-AFL team in 2024...selected to play in the Futures Game in 2022...was named an A's Organizational All-Star by MiLB.com following the 2022 season...was listed as the A's ninth-best prospect by MiLB.com following the 2021 season.

2024 HIGHLIGHTS

- Spent the entire season at Double-A Midland for the second consecutive year and hit a .269 with 13 home runs, 53 RBI, 36 stolen bases and a .784 OPS in 116 games.
- Had career highs in batting, runs (74), hits (116), triples (8), RBI, stolen bases, games and strikeouts (143)...matched his best in extra base hits (42)...his on-base percentage (.339), slugging percentage (.445) and OPS were career lows.
- Tied for the most triples in the A's farm system, ranked third in stolen bases, eighth in slugging and runs, ninth in batting and hits, 10th in games and tied for 10th in extra base hits... had the third most strikeouts.
- Led the Texas League in triples (8), ranked fourth in stolen bases, tied for fifth in runs, tied for seventh in extra base hits, ninth in hits and slugging and 10th in OPS.
- Was batting .188 with six stolen bases and a .568 OPS over his first 43 games through June 11...then hit .317 with 30 stolen bases and a .911 OPS over his final 73 contests...led the TL in OPS from June 12 through the end of the season and ranked second in batting, on-base percentage (.387) and slugging percentage (.524).
- Batted .283 (32-for-113) with a .845 OPS against left-handed pitchers, .264 (84-for-318) with a .763 OPS against right-handers.
- Hit .318 with a .914 OPS in 55 home games, .226 with a .672 OPS on the road.
- Had a .338 average and five home runs in 17 day games, a .257 average and eight home runs in 99 night games.
- Was 24-for-48 (.500) when putting the first pitch in play.
- Started 87 games in center field, 15 in right field and one in left field...ranked third among TL outfielders in total chances (271) and putouts (263) and tied for 10th in assists (6)...committed two errors in 104 games overall in the outfield for a .993 fielding percentage, which was second best.
- Also had 11 starts as the designated hitter.
- Started games at every spot in the order except second, seventh and ninth...hit .317 in 58 starts batting eighth...stole 18 bases in 35 starts in the leadoff spot.
- DAY-BY-DAY:** Was the RockHounds Opening Day starter in center field and went 4-for-31 (.129) with 18 strikeouts over his first seven games...had six three-strikeout games over that stretch...finished April with a .169 batting average, which was fifth lowest in the TL...tied for the lead with 38 strikeouts in 19 games...then hit .219 in May...had a career-high streak of 22 consecutive games without a walk from May 23 to June 26 but batted .311 over that span...

went 0-for-4 with a career-high tying four strikeouts May 25 at Frisco...had back-to-back three hit games on June 12 and 13 at Wichita and went 17-for-38 (.447) over an 11-game stretch from June 12 to 23...collected a career-high three extra base hits on June 12 at Wichita with two doubles and a triple...had his third career two-homer game June 23 against Frisco...hit safely in eight straight games from June 30 to July 10 (14-for-33, .424), which was the longest hitting streak of his career at the time...had five home runs and 17 RBI in June...the RBI were his most ever in a month and the home runs matched his most (Aug. 2022)...hit for the cycle on July 4 against Amarillo when he went 4-for-6 with four runs scored...it was his second career four-hit game and the fourth time he scored four runs...stole a career-high three bases July 10 vs. Arkansas...did it again on Sept. 7 against Amarillo and Sept. 15 at Corpus Christi...was named Texas League Player of the Month for July after hitting .371 with four doubles, four triples, three home runs and nine RBI in 19 games...led the TL in batting, slugging (.671), OPS (1.107) and triples in July, tied for the lead in stolen bases (10) and ranked second in on-base percentage (.436)...matched his career high in hits on Aug. 6 against Frisco when he was a perfect 4-for-4 with a double and triple...stole a base in a career-high five consecutive games from Aug. 8 to 14 (five stolen bases total)...batted .200 over a 13-game stretch from Aug. 13 to 27 but walked 10 times for a .345 on-base percentage...had a career-high nine-game hitting streak from Aug. 15 to 25 (9-for-37, .243)...hit .333 in 11 regular season games in September...then hit safely in all six postseason games for Midland (7-for-27, .259)...went 3-for-12 (.250) in three games against Frisco and was 4-for-15 (.267) in three games in the Championship Series against Arkansas...played for Mesa in the Arizona Fall League and hit .382 in 19 games...led the AFL in triples (3), tied for second in runs (25), ranked third in batting, fourth in on-base percentage (.495), tied for fourth in hits (29) and hit by pitches (4), and tied for fifth in stolen bases (9)...named to the AFL Fall Stars Game and the All-AFL team.

CAREER

2023—Made his Double-A debut with Midland and batted .261 with 12 home runs and 43 RBI in a season shortened to 64 games due to shoulder problems...walked 37 times and was hit by a pitch a career-high 11 times for a .381 on-base percentage...was successful in 11-of-12 (91.7%) stolen base attempts...hit .321 with a 1.026 OPS against left-handed pitchers compared to .243 with a .833 OPS against right-handers...batted .358 with runners in scoring position...seven of his 12 home runs came with runners on base...started 42 games in center field, 15 in right field and six at designated hitter...committed six errors in 57 games overall in the outfield (.959 fielding percentage)...had two assists...started games at every spot in the batting order...made 20 starts hitting fifth and 10 batting leadoff...played for Canada in the World Baseball Classic during the spring and went 0-for-8 with a walk, five strikeouts and a stolen base in three games...began the regular season on the injured list with right rotator cuff tendinitis...was reinstated on April 24 and went 2-for-3 with two home runs, five RBI, two walks and four runs scored in his first game on April 25 against Corpus Christi...the RBI were a career high and he matched his best for home runs and runs scored...hit safely in each of his first seven games from April 25 to May 4 and had at least one extra base hit in each game...was 13-for-27 (.481) with five doubles, a triple, four home runs, 10 RBI and 13 runs scored...was named Texas League Player of the Week for the week ending April 30 after going 8-for-16 (.500) with nine runs, three doubles, four home runs, nine RBI and three walks in four games against Corpus Christi...batted .362 with four home runs, 13 RBI, 10 walks (2 hbp .492 on-base percentage) and 17 runs scored over a 13-game stretch from June 24 to July 8...had a grand slam and four RBI on July 5 at Frisco...also drove in four runs three days later against the RoughRiders...was placed on the injured list July 22 with a sprained left shoulder and was transferred to the 60-day IL on Aug. 20...missed the remainder of the season and had left labral surgery on Sept. 5...the surgery was performed by Dr. Neal ElAtrache.

2022—Split his first full professional season between Single-A Stockton and High-A Lansing and batted a combined .248 with 15 home runs, 47 RBI and a .834 OPS in 93 games...was successful in 30-of-33 (90.9%) stolen base attempts...was selected to play in the Futures Game and earned A's Organizational All-Star honors from MiLB.com...ranked second in the A's farm system in stolen bases, third in OPS, fourth in slugging percentage (.469) and extra base hits (42), tied for fourth in walks (56), tied for fifth in runs (67) and triples (4), tied for sixth in doubles (23), ninth in on-base percentage (.365) and tied for ninth in home runs...batted .260 with a .872 OPS against right-handed pitchers compared to .205 with a .707 OPS against left-handers...hit 12 of

his 15 home runs in his home ballparks for a .552 slugging percentage...slugged .362 on the road...batted .310 over innings 1-3, .212 from the fourth inning on...was 9-for-17 (.529) with two doubles, three home runs and six RBI when putting the first pitch in play and 11-for-15 (.733) with a double, four home runs and nine RBI on a 1-0 count...started 78 games in center field, nine in right field and four at designated hitter...committed two errors, both as a center fielder, and had a .992 fielding percentage...had two assists...made starts at every spot in the order except ninth...saw his most action with 31 games batting first and hit .301 with a .404 on-base percentage, six home runs, 20 RBI and 14 stolen bases in those games...reached base safely in 40 consecutive games from April 14 to June 18 and batted .300 with a .434 on-base percentage...began the streak by hitting safely in a season-best seven consecutive games from April 14-21 (14-for-30, .467)...was named California League Player of the Week for the week of April 11-17 after going 10-for-28 (.357) with 10 runs, three home runs and eight RBI in six games against Modesto...went 7-for-10 with eight runs, three home runs and seven RBI on the 14th and 15th...scored a career high four runs in back-to-back games on the 14th and 15th, had a career-high four hits on the 14th and a career-high two home runs on the 15th...had his first career two-steal game April 19 at Inland Empire...drew a career-high three walks April 20 at Inland Empire...batted .325 with a .994 OPS and nine stolen bases in 20 games in April...was hit by a pitch six times over a 12-game stretch from May 10 to June 7...went 10-for-25 (.400) from May 10 to 19...drew a career-high three walks June 9 against Rancho Cucamonga...was batting .295 with seven home runs, 26 RBI and 14 stolen bases in 42 games with Stockton when he was promoted to Lansing on June 13...batted .209 with eight home runs, 21 RBI and 16 stolen bases in 51 games with the Lugnuts...played for the American League squad in the All-Star Futures Game on July 16 and went 0-for-1 with a walk and a strikeout as a defensive replacement in right field...hit inside-the-park home runs in back-to-back games on Aug. 2 and 3 against West Michigan...was on the Covid-19 list from Aug. 25 to 29...hit .275 with a home run and four RBI in 12 games with Mesa in the Arizona Fall League following the season.

2021—Made his professional debut with the A's affiliate in the Arizona Complex League and went 6-for-19 (.316) with two doubles, a home run and RBI in seven games before he was placed on the Covid-19 injured list Aug. 24...missed the remainder of the season...added three walks for a .409 on-base percentage and had a .988 OPS...reached base safely in all seven games...started three games in center field, two in left field and one at designated hitter...went 1-for-2 with a double in his debut against the Rockies on Aug. 13...hit his first home run Aug. 19 at the Rockies...stole his first base in the first game of an Aug. 21 doubleheader at the Cubs...was rated as the A's ninth-best prospect by MiLB.com following the season.

PERSONAL/MISCELLANEOUS

Denzel Leslie Clarke was originally signed by A's scout Dillon Tung...attended Cal State Northridge...hit .298 with 16 home runs and 53 RBI over three collegiate seasons...was named Big West Conference Tri-Defensive Player of the Year in 2021.

LIFETIME PLAYING RECORD

Year	Club	AVG.	G	AB	R	H	2B	3B	HR	RBI	SH	SF	HP	BB	SO	SB	CS	OBP	SLG	E
2021	ACL A's	.316	7	19	2	6	2	0	1	1	0	0	0	3	6	1	2	.409	.579	0
2022	Stockton	.295	42	156	37	46	14	2	7	26	0	2	7	28	56	14	2	.420	.545	1
	Lansing	.209	51	187	30	39	9	2	8	21	0	1	2	28	79	16	1	.317	.406	1
2023	Midland	.261	64	234	54	61	11	4	12	43	0	4	11	37	85	11	1	.381	.496	6
2024	Midland	.269	116	431	74	116	21	8	13	53	0	1	7	39	143	36	9	.339	.445	2
Minor League Totals		.261	280	1027	197	268	57	16	41	144	0	8	27	135	369	78	15	.359	.467	10

CAREER TRANSACTIONS

2021 — Selected by the Oakland Athletics organization in the 4th round of the First-Year Player Draft.

WORLD BASEBALL CLASSIC RECORD

Year	Club	AVG.	G	AB	R	H	2B	3B	HR	RBI	SH	SF	HP	BB	SO	SB	CS	OBP	SLG	E
2023	Canada	.000	3	8	0	0	0	0	0	0	0	0	1	1	5	1	0	.200	.000	0

**OUTFIELDER****Height/Weight:** 5-7 / 200**Bats/Throws:** Left / Switch**Birthdate:** June 30, 1997**Opening Day Age:** 27**Birthplace/Resides:** Orlando, Florida / Sanford, Florida**Major League Service:** None**Obtained:** Signed to a minor league contract, November 18, 2024**Contract Status:** First year of a one-year contract through 2025 [Updated Stats](#)**NON-ROSTER INVITEE****CAREER HIGHLIGHTS**

Was selected by the New York Mets in the third round of the 2018 First-Year Player draft and hit .245 with 72 home runs and 310 RBI in 577 games in six seasons in the Mets farm system before signing a minor league deal with the Athletics following the 2024 season...was a second baseman in his first two seasons but moved full time to the outfield in 2021...has 39 outfield assists over the last four years, which are tied for second most among Triple-A and Double-A outfielders over that span (Sandro Fabian, 41)...played for Salt River in the Arizona Fall League in 2021...was named a Mets Organization All-Star by MiLB.com in 2021...was a Florida State League Postseason All-Star in 2019.

2024 HIGHLIGHTS

- Spent the entire year at Triple-A Syracuse for the second consecutive season and batted .246 with a career-high 16 home runs and 52 RBI in 83 games.
- Struck out 60 times and averaged 5.35 plate appearances per strikeout, which was his best mark since 2019.
- Hit .251 (54-for-215) with a .778 OPS against right-handed pitchers and .227 (15-for-66) with an .808 OPS against left-handers.
- Had a .307 batting average with runners in scoring position...was 2-for-6 (.333) with two walks, a home run and nine RBI with the bases loaded.
- Batted .307 with a .930 OPS in 27 day games, .218 with a .716 OPS in 56 night games...drew 19 of his 37 walks during the day.
- Had a roller coaster season as he hit .333 in April, .191 in May, .378 in June, .172 in July, .313 in August and .203 in September.
- Was 0-for-20 with 14 strikeouts on an 0-2 count.
- Started 45 games in right field, 24 in left field and eight at designated hitter...had nine assists, which tied for third in the International League among outfielders...committed four errors in 71 games overall in the outfield for a .964 fielding percentage.
- Was 0-for-3 with a walk as a pinch hitter.
- Started games at every spot in the order except third...hit seventh 19 times and sixth 15 times.
- **DAY-BY-DAY:** Hit the fifth grand slam of his career in his second game of the season on April 28 against Columbus in the second game of a doubleheader...was 5-for-16 (.313) with a home run and five RBI over his first five games through May 3...then went 4-for-30 (.133) with five RBI over his next 11 games from May 4 to 23...played in the 500th game of his career on May 4 at Rochester and went 0-for-4...batted .373 (19-for-51) with five home runs and 14 RBI over a 14-game span from the second game of a May 23 doubleheader through June 29...capped that stretch with his third career two-homer game June 29 at Buffalo...drew a walk in 10 consecutive games from July 14 to Aug. 1...went 4-for-30 (.133) over that span but had 11 walks for a .366 on-base percentage...hit safely in a season-high five consecutive games from Aug. 14 to 30 (9-for-20, .450)...scored a career-high tying three runs Sept. 14 at Worcester and Sept. 18 against Charlotte...homed four times over a five-game stretch from Sept. 5 to 10 and hit six of his 16 home runs in 18 games in September.

CAREER

2023—Spent the entire season at Triple-A Syracuse and batted .241 with 15 home runs and 54 RBI in 118 games...added a career-high 65 walks for a career-best .355 on-base percentage... tied for fourth in the Mets farm system in walks, tied for seventh in runs (63), doubles (22) and home runs (15), tied for eighth in extra base hits (38) and tied for 10th in RBI (54)...hit .254 with a .760 OPS against left-handed pitchers, .238 with a .789 OPS against right-handers...had a .176 batting average with runners in scoring position...batted .296 with a .892 OPS in 61 home games, .176 with a .655 OPS in 57 road games...started 76 games in left field, 25 at designated hitter, three in right field and two in center field...had nine outfield assists, which tied for sixth in the International League...committed five errors in 86 games overall in the outfield for a .972 fielding percentage...went 0-for-5 as a pinch hitter...started games at every spot in the batting order...made his most starts in the five spot (32)...had a career-high three extra base hits on May 23 against Louisville when he went 3-for-5 with two doubles and a home run...had a season-high eight-game hitting streak from July 20 to 30...went 12-for-25 (.480) with seven walks over that stretch...was a perfect 5-for-5 with a home run and two RBI Aug. 3 against Worcester...it was his first career five-hit game...slugged his third career grand slam Aug. 10 at Scranton/Wilkes-Barre...collected his 100th career double Aug. 25 against Buffalo...matched his career high with two home runs and had a career-high six RBI on Aug. 29 at Lehigh Valley...one of the home runs was his fourth career grand slam...hit .292 with eight home runs, 18 RBI, 22 walks (.438 on-base percentage) and a 1.033 OPS in 25 games in August...tied for fourth in the IL in home runs in August, tied for fifth in walks and ranked seventh in OPS...went 0-for-5 with a career-high four strikeouts Sept. 14 at Worcester...played for Ponce in the Puerto Rican Winter League following the season and hit .203 with two home runs and seven RBI in 17 games

2022—Split his season between Double-A Binghamton and Triple-A Syracuse and combined to hit .223 with 12 home runs and 44 RBI in 123 games...matched his career high with three triples but struck out a career-high 124 times...tied for 10th in the Mets farm system in doubles (22)...hit .253 with a .788 OPS against left-handed hitters, .215 with a .630 OPS against right-handers...batted .283 with nine of his 12 home runs with runners on base, .177 with the bases empty...started 97 games in left field, 16 at designated hitter, six in right field and one in center field...had 15 outfield assists...12 of those came with Binghamton, which was the most in the Eastern League...made seven errors...started games at every spot in the batting order, including 41 from the five spot...began the season at Triple-A Syracuse...hit his second career grand slam April 22 against Worcester...was batting .168 with a home run and eight RBI in 34 games when he was transferred to Double-A Binghamton on May 23...went on to hit .241 with 11 home runs and 47 RBI in 89 games with the Rumble Ponies...had his best month in June when he hit .253 with four home runs and 18 RBI in 26 games...had a season-high nine-game hitting streak from Aug. 17 to 27 (14-for-36, .389).

2021—Made his Double-A debut at Binghamton and batted .261 with 14 home runs and 57 RBI in 80 games...matched his career high with 26 doubles and added one triple for a career-high 41 extra base hits...tied for seventh in the Double-A Northeast League in doubles...was named a Mets Organization All-Star by MiLB.com...led the New York farm system in doubles, ranked third in extra base hits (41), tied for fourth in home runs, fifth in slugging (.487) and RBI and sixth in OPS (.819)...batted .287 with all 14 of his home runs, 54 of his 57 RBI and a .950 OPS against right-handed pitchers...hit .198 with a .514 OPS against left-handers...started 46 games in left field, 17 in right field and 11 at designated hitter...committed just one error in 65 games overall in the outfield...started games at each of the first three spots in the batting order, including 55 in the leadoff spot...went 4-for-5 with two home runs and five RBI on June 3 at New Hampshire...it was his first career four-hit game, his first two-homer game and his first five-RBI game...batted .316 with 10 doubles, a triple, six home runs, 21 RBI and a .993 OPS in 24 games in June...had a season-high nine-game hitting streak from July 20 to Aug. 4 and 13-for-38 (.342) with three home runs and 14 RBI over that span...played for Salt River in the Arizona Fall League and hit .236 with five RBI and 10 walks in 17 games.

2020—Did not play as the minor league was cancelled due to the pandemic...played for Sydney in the Australian Baseball League and went 20-for-51 (.392) with seven doubles, three home runs, 16 RBI and a 1.135 OPS in 14 games.

2019—Spent the entire season at Single-A St. Lucie and was named to the Florida State League Postseason All-Star team after batting .255 with 11 home runs and 68 RBI in 127 games...ranked second in the FSL in RBI, fourth in runs (64), tied for seventh in hits (117), doubles (26) and walks (52) and tied for ninth in extra base hits (40)...had career highs in games, at bats (458), runs, hits, doubles, triples (3), RBI, stolen bases (6) and hit by pitches (7)...hit .272 with a .772 OPS against right-handers, .187 with a .575 OPS against left-handers...batted .342 with runners in scoring position...started 75 games at second base and committed 17 errors for a .942 fielding percentage...also made one appearance in left field...hit his first career grand slam Aug. 26 at Daytona...went 1-for-9 in four games with Mayaguez in the Puerto Rican Winter League following the season.

2018—Batted .264 with four home runs and 24 RBI in 47 games in his professional debut with Brooklyn of the Short-Season New York-Penn League...hit .360 with runners in scoring position...started 45 games at second base and made seven errors for a .958 fielding percentage...went 0-for-4 in his debut on July 3 against Staten Island...then singled the next day against Ardenlee for his first professional hit...hit his first home run July 19 at Tri-City...named to the New York-Penn League Midseason All-Star team and went 1-for-2 with a stolen base for the South in the All-Star Game on Aug. 14.

PERSONAL/MISCELLANEOUS

Carlos Andres Cortes was originally signed by Mets scout Daniel Coles...graduated from Lake Howell (Fla.) High School...attended the University of South Carolina...throws with his right hand when he plays infield or pitches, and throws with his left hand when playing outfield.

LIFETIME PLAYING RECORD

Year	Club	AVG.	G	AB	R	H	2B	3B	HR	RBI	SH	SF	HP	BB	SO	SB	CS	OBP	SLG	E
2018	Brooklyn	.264	47	178	26	47	5	2	4	24	1	2	4	17	34	1	0	.338	.382	7
2019	St. Lucie	.255	127	458	64	117	26	3	11	68	2	7	7	52	77	6	5	.336	.397	17
2020		(Minor League Season Cancelled — Did Not Play)																		
2021	Binghamton	.257	79	304	50	78	26	1	14	57	0	5	2	35	85	1	2	.332	.487	1
2022	Syracuse	.168	34	107	11	18	4	0	1	8	0	1	2	7	24	0	0	.231	.234	4
	Binghamton	.241	89	332	44	80	18	3	11	47	0	4	3	35	100	0	1	.316	.413	3
2023	Syracuse	.241	118	369	63	89	22	1	15	54	0	5	3	65	89	3	2	.355	.428	6
2024	Syracuse	.246	83	281	52	69	11	0	16	52	0	3	0	37	60	3	1	.330	.456	4
Minor League Totals		.245	577	2029	310	498	112	10	72	310	3	27	21	248	469	14	11	.330	.417	42

CAREER TRANSACTIONS

2016 — Selected by the New York Mets in the 20th round of the First-Year Player Draft; did not sign. **2018** — Selected by the New York Mets in the third round of the First-Year Player Draft. **2024** — Elected free agency, November 4; signed by the Athletics to a minor league contract, November 18.



RIGHT-HANDED PITCHER

Height/Weight: 6-6 / 226

Bats/Throws: Right / Right

Birthdate: November 12, 1999

Opening Day Age: 25

Birthplace/Resides: Sudbury, Massachusetts / Sudbury, Massachusetts

Major League Service: None

Obtained: Acquired from Atlanta with Joey Estes, Shea Langeliers and Cristian Pache for Matt Olson, March 14, 2022

Contract Status: First year of a one-year contract through 2025

[Updated Stats](#)

CAREER HIGHLIGHTS

Was selected by Atlanta in the first round of the 2021 First-Year Player Draft and was traded to Oakland in the Matt Olson deal on March 14, 2022...is 9-19 with four saves and a 5.13 ERA in 73 games, including 49 starts, in four professional seasons...has 237 strikeouts in 223.0 innings (9.57 per nine innings), but has also walked 140 (5.65 per nine innings)...had 40 starts and three relief appearances over his first three seasons but made 21 relief appearances and nine starts in 2024...pitched for Mesa in the Arizona Fall League in 2022...was rated as the A's ninth-best prospect by MLB.com in 2022...was ranked as the Braves ninth-best prospect by *Baseball America* prior to the trade.

2024 HIGHLIGHTS

- Spent most of the season at Double-A Midland where he went 3-3 with four saves, a 4.47 ERA and .695 opponents OPS in 27 games, eight starts...also made two relief appearances with Triple-A Las Vegas and had one rehab start with the A's affiliate in the Arizona Complex League...combined with all three clubs to go 3-4 with four saves, a 4.66 ERA and .719 OPS in a career-high 30 appearances, including nine starts, overall.
- The four saves were the first of his professional career as he had just three relief appearances among his 43 games pitched over his first three seasons.
- Also had career highs in hit batters (8) and wild pitches (13).
- Struck out 66 batters in 63.2 innings (9.33 per nine innings), but also walked 40 (5.65 per nine innings)...surrendered just four home runs (0.57 per nine innings).
- Allowed a .245 opponents batting average, which broke down to .208 (31-for-149) with a .615 OPS against right-handed hitters compared to .307 (27-for-88) with a .895 OPS against left-handers.
- Surrendered three of his four home runs with the bases empty.
- Was a perfect 4-for-4 in save opportunities at Midland but had one blown save in his two relief appearances with Las Vegas...stranded both of his inherited runners and first batters faced were 3-for-18 (.167) with three walks (.286 on-base percentage).
- Was 2-1 with a 2.97 ERA in 21 relief appearances, 1-3 with a 6.21 ERA in nine starting assignments...did not allow a home run in 30.1 innings of relief...tossed four innings or fewer in eight of his nine starts...logged at least one inning in 20 of his 21 relief appearances, including two or more eight times.
- Compiled a 5.40 ERA over innings 1-2, a 10.43 ERA over innings 3-5, and a 1.78 ERA from the sixth inning on...allowed three of his four home runs in the first inning (the other came in the second).
- With Midland and Las Vegas, held the opposition to a .121 batting average with two strikes.
- **DAY-BY-DAY:** Began the season at Midland and did not allow a run in two starts before going on the injured list April 20 with a strained left abdomen...struck out a season-high six batters in 4.0 innings on April 7 at Corpus Christi and logged a season-high 6.0 innings for the win on April 13 against Amarillo (1 h, 1 bb, 5 so)...was named Texas League Pitcher of the Week for the week of April 8-14...was sent to the A's affiliate in the Arizona Complex League on May 25 for a rehab assignment and tossed 3.0 scoreless innings in a start that day against the Reds (1 h, 3 bb, 1 so)...was reinstated from the IL on June 1 and sent to Las Vegas...allowed eight runs on eight hits and four walks in 4.1 innings in two relief appearances before being

sent back to Midland on June 12...spent the remainder of the season with the RockHounds... started in his first six games following his return to Double-A and went 0-3 with a 10.18 ERA over that stretch from June 13 to July 12...surrendered a career-high tying eight runs in 3.2 innings in a 10-1 loss at San Antonio on June 30...walked a season-high four and matched his season high with six hits...combined with the RockHounds and Aviators to go 0-4 with a 10.89 ERA and 1.004 opponents OPS in six games, including four starts, in June...struck out 16 and walked 15 in 19.0 innings...had a season high in pitches (86) and matched his season-high in strikeouts (6) on July 12 against Arkansas...that would be his final start of the season as his final 19 appearances came in relief...did not allow a run in eight of his first nine relief appearances from July 20 to Aug. 15 (1.26 ERA)...recorded his first professional save on July 31 at Arkansas when he tossed a scoreless ninth inning in Midland's 1-0 win...did not allow a run in five games in September (7.0 ip) and had two wins and a save...finished the regular season with a seven-game, 9.0-inning scoreless streak...made two postseason appearances for the RockHounds and allowed an unearned run in 2.0 innings (1 h, 1 bb, 2 so)

CAREER

2023—Went 5-7 with a 4.77 ERA in 22 starts with Double-A Midland...also made one start in the Arizona Complex League and one start with Triple-A Las Vegas at the end of the season... combined for a 5-8 record and a 4.95 ERA in 24 starts overall...had career highs in strikeouts (91), wins, starts, innings (100.0), losses, hits (87), runs (56), walks (66) and home runs (17)...led the A's farm system in games started and walks and ranked 10th in strikeouts and innings pitched... tied for eighth in the Texas League in games started (24)...allowed a .237 opponents batting average, which broke down to .227 with an .801 OPS against left-handed hitters compared to .245 with a .790 OPS against right-handers...compiled a 6.32 ERA over innings 1-3 and had a 2.88 ERA from the fourth inning on...began the season at Midland and went 2-1 with a 1.64 ERA and .156 opponents batting average over his first seven starts through May 20...did not allow a run over three consecutive starts from May 3 to 20 (16.0 ip)...went 3-0 with a 1.29 ERA and .116 opponents batting average in four starts in May...had the lowest opponents batting average in the TL in May, the second lowest ERA and tied for fourth in wins...the three-game winning streak was his only winning streak of the season...had career highs in innings (7.0) and pitches (102) on June 7 against Amarillo and allowed just one run but took the loss in a 4-0 decision...matched his career highs in runs (8) and hits (10) in 2.2 innings of work on June 13 against Wichita...was 4-4 with a 4.36 ERA in 17 starts and 74.1 innings pitched when he was placed on the development list July 24...made a start for the ACL A's against the Mariners on Aug. 14 (3.0 ip, 1 h, 1 r, 2 bb, 5 so) and returned to Midland on Aug. 16...went 1-3 with a 6.30 ERA over his final five starts with the RockHounds...tossed 5.0 scoreless innings and allowed just one hit and no walks while striking out four in a no decision against San Antonio on Sept. 10...earned Texas League Pitcher of the Week honors for the week of Sept. 4-10...then logged 6.0 scoreless innings for the win in his final Double-A start on Sept. 17 at Wichita (3 h, 0 bb, 6 so)...was transferred to Las Vegas on Sept. 23 and walked a career-high seven batters in his Triple-A debut that day against Reno (2.2 ip, 3 h, 5 r, 5 er, 2 so).

2022—Went 1-6 with a 7.02 ERA in 12 games, including nine starts, with Double-A Midland in his first season in the A's organization...missed more than two months of the season with an oblique injury and also made one rehab start with the A's affiliate in the Arizona Complex League...was 1-6 with a 7.12 ERA in 13 games, 10 starts, overall...all 13 of his appearances came on six days rest or more...struck out 46 batters in 43.0 innings (9.63 per nine innings) and yielded just four home runs...had a .320 opponents batting average, which broke down to .303 with an .885 OPS against left-handed hitters and .330 with a .944 OPS against right-handers...was 1-4 with a 3.62 ERA in seven home games, 0-2 with a 13.21 ERA in six games on the road...logged five innings or fewer in all 13 of his outings...picked up his professional win in his first appearance on April 13 against Corpus Christi by tossing 5.0 scoreless innings (2 h, 2 bb, 8 so)...would not win again as his teams lost in each of his remaining 12 appearances...was 1-5 with an 8.13 ERA in seven starts when he was placed on the injured list June 3 with a strained left oblique...had a one-start rehab assignment with the ACL A's on Aug. 9 at the Guardians (2.0 ip, 3 h, 2 r, 2 er, 3 so) and was reinstated from the IL on Aug. 16...went 0-1 with a 4.72 ERA in five games, including two starts, following his return...made his first career relief appearance on Aug. 31 against Arkansas (2.1 ip, 1 h, 1 r, 1 er, 2 bb, 2 so) and his final three appearances came in relief...pitched for Mesa in the

Arizona Fall League following the season and went 2-1 with a 6.26 ERA in six games, including five starts...was rated as the A's ninth-best prospect by MLB.com.

2021—Made his professional debut with Single-A Augusta and went 0-1 with a 2.76 ERA and .589 opponents OPS in six starts...struck out 34 batters in 16.1 innings (18.73 per nine innings) and walked just four (2.20 per nine innings)...yielded one home run...allowed a .242 opponents batting average, which broke down to .207 with a .592 OPS against left-handed hitters and .273 with a .587 OPS against right-handers...opponents hit .176 with runners in scoring position... posted a 0.93 ERA in three starts at home...logged four innings or fewer in all six of his starts... tossed 3.0 scoreless innings in his debut on Aug. 21 against Kannapolis (1 h, 0 bb, 7 so)...struck out the second batter he faced (Samil Polanco)...posted a 1.13 ERA in three starts in August...had a career-high 10 strikeouts in 4.0 scoreless innings in his final start on Sept. 16 at Myrtle Beach... was ranked as the Braves ninth-best prospect by *Baseball America* following the season.

PERSONAL/MISCELLANEOUS

Ryan Cusick...graduated from Avon Old Farms (Conn.) School...attended Wake Forest where he went 10-10 with a 5.01 ERA in 35 games, including 28 starts, over three seasons.

LIFETIME PITCHING RECORD

Year	Club	W	L	ERA	G	GS	CG	SHO	SV	IP	H	R	ER	HR	HB	BB	IBB	SO	WP	BK
2021	Augusta	0	1	2.76	6	6	0	0	0	16.1	15	7	5	1	1	4	0	34	2	0
2022	Midland	1	6	7.02	12	9	0	0	0	41.0	53	36	32	4	1	30	0	43	6	0
	ACL A's	0	0	9.00	1	1	0	0	0	2.0	3	2	2	0	1	0	0	3	0	0
2023	Midland	5	7	4.77	22	22	0	0	0	94.1	83	50	50	17	1	57	0	84	5	0
	ACL A's	0	0	0.00	1	1	0	0	0	3.0	1	1	0	0	0	2	0	5	0	0
	Las Vegas	0	1	16.88	1	1	0	0	0	2.2	3	5	5	0	1	7	0	2	0	0
2024	Midland	3	3	4.47	27	8	0	0	4	56.1	49	30	28	4	6	33	0	63	11	0
	ACL A's	0	0	0.00	1	1	0	0	0	3.0	1	0	0	0	0	3	0	1	0	0
	Las Vegas	0	1	10.38	2	0	0	0	0	4.1	8	8	5	0	2	4	0	2	2	0
Minor League Totals		9	19	5.13	73	49	0	0	4	223.0	216	139	127	26	13	140	0	237	26	0

CAREER TRANSACTIONS

2018 — Selected by the Cincinnati Reds in the 40th round of the First-Year Player Draft; did not sign. **2021** — Selected by the Atlanta Braves in the 1st round (24th selection overall) of the First-Year Player Draft. **2022** — Traded to the Oakland Athletics with catcher Shea Langeliers, outfielder Cristian Pache and minor league pitcher Joey Estes for first baseman Matt Olson, March 14.

**INFIELDER****Height/Weight:** 6-3 / 214**Bats/Throws:** Switch / Right**Birthdate:** December 26, 1997**Opening Day Age:** 25**Birthplace/Resides:** Charlotte, North Carolina / Seneca, South Carolina**Major League Service:** None**Obtained:** Selected in the 1st round of the 2019 First-Year Player Draft**Contract Status:** First year of a one-year contract through 2025
[@Logand_8](#)
[Updated Stats](#)
NON-ROSTER INVITEE**CAREER HIGHLIGHTS**

Was the A's 1st round pick and the 29th selection overall in the 2019 First-Year Player Draft and is a .256 hitter with 50 home runs and 229 RBI in 483 games in five seasons in the A's farm system...was rated as the A's number nine prospect by *Baseball America* following the 2019 season and number five after 2020...was drafted out of Clemson University where he was a two-time All-Atlantic Region selection, a two-time All-ACC selection and a three-time All-ACC Academic selection.

2024 HIGHLIGHTS

- Batted .300 with 14 home runs, 51 RBI and a .901 OPS in 87 games with Triple-A Las Vegas in a season interrupted by a one-month stay on the injured list...also had a three-game rehab assignment with the A's affiliate in the Arizona Complex League and hit .303 with 15 home runs, 65 RBI and a .916 OPS in 90 minor league games overall.
- Had career highs in batting (.303), on-base percentage (.373), slugging (.543), OPS (.916), triples (5), home runs (15), stolen bases (7), hit by pitches (7) and extra base hits (52)...matched his best in doubles (23).
- Tied for seventh in the A's farm system in home runs and tied for 10th in triples and extra base hits.
- Hit .325 (27-for-83) with a 1.067 OPS against left-handed pitchers compared to .295 (69-for-234) with an .861 OPS against right-handed pitchers.
- Was 5-for-10 (.500) with a hit by pitch and nine RBI with the bases loaded.
- Batted .318 with 14 of his 15 home runs in 77 night games, .200 in 13 day games.
- Hit .262 or better in each month of the season.
- With Las Vegas, he batted .238 with four home runs and a .700 OPS in 40 home games and .353 with 10 home runs and a 1.074 OPS in 47 road games.
- Started games at every position except pitcher and catcher...made 21 starts in left field, 18 at third base, 11 at shortstop, 11 at second base, 10 in right field, four in center field, four at first base and three at designated hitter...committed three errors at second base, three in the outfield and one each at third base and shortstop.
- Hit .370 while playing shortstop...was 0-for-3 with two strikeouts as a pinch hitter.
- Started games at every spot in the batting order except first and fourth...made 21 starts batting sixth and hit .343 in 18 starts from the seven spot.
- **DAY-BY-DAY:** Got off to a slow start as he went 4-for-28 (.143) with no RBI, a walk and 13 strikeouts over his first nine games through April 26...then batted .380 with four home runs and 12 RBI over his next 19 games from April 26 to May 17...began that stretch with a season-high six-game hitting streak through May 3 (11-for-22, .500)...had five two-hit games during the streak...went 3-for-5 with a double, triple and home run May 17 against El Paso...it was the first three extra-base hit game of his career...was batting .288 with four home runs, 13 RBI and an .814 OPS in 31 games when he was placed on the injured list May 23 with a strained left oblique...hit .310 with a .927 OPS in 18 games in May...was sent to the A's affiliate in the ACL on June 23 for a rehab assignment and went 3-for-7 (.429) with four runs, three RBI and three walks in three games before he was reinstated from the IL on June 29...batted .307 with 10 home runs, 38 RBI and a .949 OPS in 56 games following his return...went 20-for-84

(.238) over his first 25 games through Aug. 7...scored a career-high tying three runs on July 31 against Albuquerque (did it three more times in 2024)...hit .357 with eight home runs, 30 RBI and a 1.102 OPS over his final 31 contests beginning Aug. 8...was named Pacific Coast League Batter of the Week twice over a three-week span...won it the first time for the week of Aug. 26 to Sept. 1 when he went 11-for-21 (.524) with five runs, two doubles, a triple, two home runs and five RBI in five games at Sacramento...hit for the cycle on Aug. 30 against the River Cats when he went 5-for-5 with a double, triple, home run, three RBI and three runs scored...it was his first career five-hit game and he matched his career best in runs scored...batted .319 in 19 games in August and then went on to hit .339 with five home runs, 22 RBI and a 1.136 OPS in 16 games in September...tied for the Pacific Coast League lead in RBI in September, tied for third in extra base hits (12), tied for fourth in runs (16) and ranked fifth in OPS and slugging (.710)...went 0-for-4 with a career-high tying four strikeouts on Sept. 6 against Round Rock...won PCL Batter of the Week honors a second time when he was 14-for-26 (.538) with 10 runs, six doubles, a triple, four home runs, 14 RBI and four walks in a six-game series at Albuquerque from Sept. 10 to 15...homered in three straight games for the second time in his career Sept. 13-15...had a career-high tying three extra base hits in back-to-back games on Sept. 13 and 14...reached base safely a career-high six times in the latter contest when he went 4-for-4 with a walk, hit by pitch, two doubles, a home run and a career-high five RBI...played for Lacey in the Dominican Winter League following the season and went 2-for-20 (.100) in nine games.

CAREER

2023—Split his season between Double-A Midland and Triple-A Las Vegas and batted a combined .279 with 10 home runs and 59 RBI in 109 games...had career highs in hits (109), doubles (23) and RBI...ranked 10th in the A's farm system in batting...hit .299 with nine of his 10 home runs, 53 of his 59 RBI and a .845 OPS against right-handed pitchers, .222 with a .591 OPS against left-handers...had a .423 batting average in the first inning...started 61 games at first base, 20 at second base, 16 at third base, three at shortstop and three at designated hitter...made five errors at third base, three at first base and one each at second base and shortstop...started games at every spot in the batting order except leadoff...had his most starts in the nine spot (27)...his .328 in 15 starts batting fifth...batted .393 with four home runs and 12 RBI over a 14-game stretch from April 18 to May 11...homered in three straight games for the first time in his career, May 4-7 at Frisco...had his first career four-hit game May 11 at Amarillo (had another on June 15 against Wichita)...matched his career-high with three walks on May 25 at Corpus Christi...batted .329 with 12 walks (.427 on-base percentage) in 20 games in May...went 4-for-5 on June 15 against Wichita and was moved up to Triple-A Las Vegas the next day...was hitting .297 with seven home runs, 28 RBI and an .862 OPS in 48 games at the time of his promotion...batted .264 with three home runs, 31 RBI and a .708 OPS in 61 games with the Aviators...made his Triple-A debut June 16 against Reno and went 2-for-2 with two RBI...hit safely in each of his first five games with Las Vegas (7-for-17, .412)...combined for a .301 batting average and 21 RBI in 23 games in June with the RockHounds and Aviators...hit .319 in September.

2022—Spent the entire year at Double-A Midland for the second consecutive season and batted .252 with 14 home runs, 56 RBI and a .743 OPS in 111 games...scored a career-high 72 runs...ranked third in the A's farm system in runs, seventh in hits (107) and walks (53), eighth in total bases (172) and tied for ninth in RBI (56)...struck out 134 times, which tied for seventh most in the Texas League...batted .260 with an .839 OPS against left-handed pitchers, .250 with a .711 OPS against right-handers...hit .287 at home but connected for 10 of his 14 home runs on the road...batted .434 when putting the first pitch in play...started 85 games at shortstop, 20 at third base, five at designated hitter and one at second base...led TL shortstops in putouts (134) and double plays turned (57), ranked second in total chances (365), tied for second in games (86) and third in assists (216)...committed 15 errors as a shortstop (.959 fielding percentage) and six at third base (.887 fielding percentage)...his 21 total errors were second most in the TL...started games at each of the first six spots in the order...saw his most action with 37 starts batting third and 33 hitting fifth...hit .328 with three home runs, 16 RBI and a .938 OPS in 14 games in April...was on the Covid-19 list from June 21 to 29...hit .360 with a .959 OPS in 22 games in July...reached base safely in a season-high 22 consecutive games from July 8 to Aug. 7...batted .322 with a .402 on-base percentage over that span...had a season-best eight-game hitting streak from July 27

to Aug. 4...went 15-for-35 (.429) with six runs scored, six RBI and five multiple hit games during the streak...was 18-for-53 (.340) with 10 walks (.438 on-base percentage) over his final 17 games beginning Aug. 30.

2021—Spent his first full professional season at Double-A Midland and hit .212 with seven home runs and 48 RBI in 119 games...added 62 walks for a .307 on-base percentage...led the Texas League in games played, at bats (448), strikeouts (155) and reaching base on an error (11), ranked third in walks and eighth in doubles (22)...led the A's farm system in walks and ranked fifth in doubles...hit .239 with all seven of his home runs and a .699 OPS against right-handed pitchers compared to .119 with a .339 OPS against left-handers...batted .251 at home, .173 with all seven of his home runs on the road...started games at all four infield positions, including 70 at shortstop, 40 at third base, four at second base and one at first base...also went 4-for-13 (.308) in four starts at designated hitter...committed 14 errors as a shortstop (.956 fielding percentage) and two as a third baseman (.982)...also made one miscue at second base...saw his most action with 67 games batting third...hit .288 with a .370 on-base percentage in 26 games in June...had an RBI in seven straight games from June 2-9...had his first career triple June 2 against Corpus Christi...drew a career-high three walks June 9 at San Antonio...played for Mesa in the Arizona Fall League following the season and hit .274 with two home runs and 11 RBI in 20 games...added 15 walks for a .400 on-base percentage...was named to the AFL Rising Stars Game roster.

2020—Went 2-for-9 (.222) with two RBI in seven games during Spring Training as an extra player from the minor league camp...was added to the A's 60-man player pool on June 29 and spent the rest of the season at the A's alternate site...was rated as the A's number five prospect by *Baseball America* following the season.

2019—Made his professional debut with Vermont of the Short-Season New York-Penn League and hit .239 with four home runs and 12 RBI in 54 games...added 31 walks for a .345 on-base percentage...ranked fourth in the NYPL in runs scored (42) and ninth in walks...batted .310 with a .860 OPS over his final 29 contests...hit .248 with all four of his home runs and all 12 of his RBI against right-handed pitching compared to .200 against left-handers...appeared exclusively at shortstop on defense where he made 50 starts...committed 12 errors for a .948 fielding percentage...hit .304 with a .403 on-base percentage in 29 games batting first and .152 in 22 games hitting second...singled on July 1 at Lowell for his first professional hit...stole second base in the first inning July 14 against Batavia, the first stolen base of his career...drove in the first run of his career July 24 at Hudson Valley...hit his first home run July 27 against Brooklyn...hit .301 with a .400 on-base percentage in 26 games in August...was rated as the A's number nine prospect by *Baseball America* following the season.

PERSONAL/MISCELLANEOUS

Logan Douglas Davidson was originally signed by A's scout William Avent...graduated from Providence High School where he was North Carolina Gatorade Player of the Year as a senior...graduated from Clemson University in three years...started every game at shortstop in three seasons with the Tigers, hitting .290 (211-for-728) with 171 runs, 45 doubles, two triples, 42 home runs and 142 RBI in 187 games...was a two-time All-Atlantic Region selection, a two-time All-ACC selection and a three-time All-ACC Academic selection...his father, Mark, played six seasons in the Majors with Minnesota (1986-88) and Houston (1989-91) and earned a World Series title with the Twins in 1987.

LIFETIME PLAYING RECORD																				
Year	Club	AVG.	G	AB	R	H	2B	3B	HR	RBI	SH	SF	HP	BB	SO	SB	CS	OBP	SLG	E
2019	Vermont	.239	54	205	42	49	7	0	4	12	0	0	2	31	55	5	0	.345	.332	12
(Minor League Season Canceled — Did Not Play)																				
2021	Midland	.212	119	448	53	95	22	1	7	48	1	3	1	62	155	4	3	.307	.313	17
2022	Midland	.252	111	424	72	107	21	1	14	56	0	4	3	53	134	4	1	.337	.406	21
2023	Midland	.297	48	182	26	54	11	1	7	28	0	0	2	22	56	2	2	.379	.484	3
	Las Vegas	.264	61	208	24	55	12	1	3	31	1	1	1	21	51	4	1	.333	.375	7
2024	ACL A's	.429	3	7	4	3	0	0	1	3	0	0	0	3	1	0	0	.600	.857	0
	Las Vegas	.300	87	310	59	93	23	4	14	51	0	3	7	27	108	7	2	.366	.535	8
Minor League Totals		.256	483	1784	280	456	96	8	50	229	2	11	16	219	560	26	9	.340	.402	68

CAREER TRANSACTIONS

2016 — Selected by the Philadelphia Phillies in the 30th round of the First-Year Player Draft; did not sign.
2019 — Selected by the Oakland Athletics in the 1st round (29th selection overall) of the First-Year Player Draft.

**RIGHT-HANDED PITCHER****Height/Weight:** 6-1 / 160**Bats/Throws:** Right / Right**Birthdate:** May 9, 1997**Opening Day Age:** 27**Birthplace/Resides:** Sacramento, California / Port Charlotte, Florida**Major League Service:** None**Obtained:** Signed to a minor league contract, November 12, 2024**Contract Status:** First year of a one-year contract through 2025[Updated Stats](#)**NON-ROSTER INVITEE****CAREER HIGHLIGHTS**

Was selected by Tampa Bay in the second round of the 2018 First-Year Player Draft and began his career as a two-way player...began the conversion to a full-time pitcher in 2021...is 18-13 with seven saves and a 4.31 ERA in 175 games, including five starts, in six seasons in the minors...has 244 strikeouts but has walked 161 batters in 263.0 innings (5.51 per nine innings)...has yielded just 17 home runs...hit .246 with two home runs and 27 RBI in 284 professional at bats...pitched for Glendale in the Arizona Fall League following the 2022 season.

2024 HIGHLIGHTS

- Spent the entire season at Triple-A Oklahoma City and was 3-3 with a save, a 3.32 ERA and .724 opponents OPS in 41 games, including one start.
- Allowed a .239 opponents batting average, which was his lowest since his rookie season (.143 in 2018)...however, walked a career-high tying 43 batters in 62.1 innings for a .370 on-base percentage.
- Had a career-high seven wild pitches
- Yielded just three home runs, an average of 0.43 per nine innings.
- His opponents batting average broke down to .213 (19-for-89) with a .667 OPS against left-handed hitters compared to .255 (37-for-145) with a .759 OPS against right-handers...surrendered all three of his home runs to righties.
- Allowed 8-of-19 (42.1%) inherited runners to score...first batters faced were 4-for-35 (.114) with five walks (.225 on-base percentage).
- Had an ERA of 2.53 or lower in every month except June (9.00).
- Posted a 0.69 ERA in the fifth inning (13.0 ip) but had a 9.28 ERA in the sixth inning (10.2 ip).
- Tossed at least one inning in 37 of his 41 appearances...had 17 outings of two or more innings.
- DAY-BY-DAY:** Recorded his lone save of the season in his first game on March 30 at Tacoma (1.0 ip, 2 h, 1 bb, 2 so)...tossed a career-high tying 3.0 innings and issued a career-high four walks on April 3 against Albuquerque...did not allow a hit and yielded one unearned run...allowed a career-high tying five runs, all unearned, in 1.1 innings on April 18 against Sacramento...surrendered a season-high four hits in 2.2 innings at Albuquerque on April 23...also fanned a season-high three against the Isotopes, his first of six three-strikeout games...walked 10 batters in 11.0 innings in April...had a 1.35 ERA over his first 11 games through May 19...yielded at least two hits in eight consecutive games from May 19 to June 25...had a 6.91 ERA and .350 opponents batting average over that span...logged a 1.59 ERA in six relief appearances in May...stranded all three of his inherited runners and retired all six of his first batters faced...then compiled a 9.00 ERA in six games in June...yielded a career-high tying five runs on a season-high tying four hits in 1.1 innings on June 8 against Round Rock...threw a season-high 48 pitches in 2.1 innings in an 8-5 loss to Albuquerque on June 18...was charged with the blown save and loss in a 2-1 decision at Round Rock on July 20 (0.1 ip, 1 h, 2 r, 1 er)...it was his shortest outing of the season (also Sept. 18 at Salt Lake)...did not allow a run in six consecutive games from July 23 to Aug. 14 (7.1 ip, 6 h, 6 bb, 7 so)...however, allowed 4-of-6 (66.7%) inherited runners to score over that span...retired the first batter he faced in 12

consecutive relief appearances from Aug. 8 to Sept. 18...made his only start of the season on Sept. 13 against Tacoma (2.0 ip, 1 h, 1 r, 1 er, 3 bb, 2 so).

CAREER

2023—Spent most of the season at Double-A Tulsa where he went 5-6 with a 3.91 ERA in 38 relief appearances...was promoted to Oklahoma City on Aug. 18 and was 0-1 with a 7.50 ERA in 12 relief appearances in his Triple-A debut...combined for a 5-7 record, a 4.88 ERA and .747 opponents OPS in 50 relief appearances overall...struck out 51 and walked 43 in 66.1 innings (5.83 walks per nine innings)...had career highs in games, innings pitched, losses, hits (63), runs (38), walks and home runs (6) and matched his high in wins...ranked second in the Dodgers farm system in games pitched...had a .252 opponents batting average, which broke down to .208 with a .660 OPS against left-handed hitters and .296 with a .832 OPS against right-handers...opponents hit .301 with runners in scoring position...allowed 6-of-21 (28.7%) inherited runners to score...first batters faced were 11-for-43 (.256) with six walks and a hit by pitch (.360 on-base percentage)...combined for a 3.60 ERA in his home ballparks...had a 6.32 ERA on the road...did not allow a hit to the opponents number eight hitter in the order (0-for-17)...logged at least one inning in 44 of his 50 games, including two or more 12 times...tossed a career-high tying 3.0 scoreless and hitless innings for the win on April 19 against Wichita...had his lowest ERA in April with a mark of 1.64 in seven games...compiled a 1.26 ERA over his first 11 contests through May 12...stranded each of his first nine inherited runners through June 3...was promoted to Oklahoma City on Aug. 18 and was charged with the blown save and loss in his Triple-A debut on Aug. 20 at Salt Lake (1.2 ip, 5 h, 5 r, 5 er, 3 bb, 2 so)...made one postseason appearance for the Comets (0.1 ip, 1 h, 1 r, 1 er).

2022—Was traded to the Los Angeles (NL) organization on March 18 and went 4-0 with a save and an 8.25 ERA in 30 relief appearances for Double-A Tulsa and the Arizona Complex League Dodgers...had more walks (38) than strikeouts (31) and innings pitched (36.0 ip)...allowed a .296 batting average and .764 OPS against left-handed hitters, .330 with a .966 OPS against right-handers...surrendered both of his home runs and issued 25 of his 38 walks to righties...had an 11.14 ERA in 18 relief appearances when he was placed on the development list June 23...did not pitch until Aug. 4 when he was reinstated and assigned to the ACL Dodgers...logged 1.2 innings that day against the ACL Mariners (1 r, 1 er, 2 bb, 2 so) and was sent back to Tulsa on Aug. 9...posted a 4.05 ERA over his final 11 Double-A games...combined for a 1.00 ERA in seven appearances in August...had one scoreless outing in the postseason for Tulsa (1.2 ip, 1 h, 2 so)...pitched for Glendale in the Arizona Fall League and had two saves and a 6.57 ERA in nine relief appearances (12.1 ip, 16 h, 11 r, 9 er, 6 bb, 8 so).

2021—Spent most of the season at Single-A Bowling Green but made his Double-A debut with Montgomery following an Aug. 1 promotion...combined to go 5-2 with four saves and a 3.20 ERA in 37 games, one start...struck out 64 batters in 56.1 innings, the only time in his career he had more strikeouts than innings pitched...had career highs in wins, saves and strikeouts...tied for sixth in the Rays farm system in games pitched and tied for eighth in saves...also went 1-for-25 (.040) in eight starts as a designated hitter...as a pitcher, opponents hit .252, including .225 with a .624 OPS by right-handed hitters and .280 with a .729 OPS by left-handers...allowed 7-of-12 (58.3%) inherited runners to score...first batters faced were 7-for-34 (.206) with a walk and a hit by pitch (.250 on-base percentage)...made his only start of the season on the mound in his fourth appearance on May 16 against Asheville (2.0 ip, 1 h, 1 so)...made his final start at designated hitter on May 26 at Asheville and went 0-for-4...all four of his saves came over a six-game stretch from July 25 to Aug. 13...logged a 1.29 ERA in eight games in July...was 4-0 with two saves and a 2.50 ERA in 24 games with Bowling Green when he was promoted to Montgomery on Aug. 1...went 1-2 with a 4.86 ERA and two saves in 13 appearances in his Double-A debut...made two postseason appearances for the Biscuits (3.0 ip, 3 h, 1 r, 1 er, 3 bb, 4 so).

2020—Did not pitch as the minor league season was cancelled due to the pandemic.

2019—Made 11 starts in center field, four at designated hitter and three at pitcher for Single-A Charlotte in a season shortened by two stints on the injured list...hit .250 with eight RBI in 23 games and also went 0-1 with a 5.29 ERA in eight games as a pitcher...was out from April 15 to

May 2 with a strained left hamstring...went on the IL a second time on May 24 with a strained right forearm and missed the remainder of the season.

2018—Began his career with Hudson Valley of the Short-Season New York/Penn League... started 30 games in center field, 19 at designated hitter and also pitched nine times...hit .273 with two home runs and 19 RBI in 58 games and was also 1-0 with a save and a 1.44 ERA in nine relief appearances...went 0-for-5 in a start in center field in his professional debut on June 19 at Brooklyn...had his first hit in his second game on June 21 when he went 2-for-3 with a walk and stolen base against Vermont...pitched for the first time on June 29 at Tri-City (2.0 ip, 3 h, 2 r, 0 bb, 0 so)...hit his first home run July 9 at Lowell...recorded his first save July 14 against Mahoning Valley (3.0 ip, 1 bb, 3 so) and his first win came in his next appearance on July 21 against Vermont (3.0 ip, 2 so)...struck out a career-high five batters in 2.1 innings on Aug. 28 against Staten Island...went 2-for-7 (.286) with a double and two walks in four postseason games...also pitched twice and had a win and a 1.93 ERA (4.2 ip, 3 h, 1 r, 1 er, 1 bb, 7 so).

PERSONAL/MISCELLANEOUS

Tanner Nicholas Dodson was originally signed by Rays scout Alan Hull...graduated from Jesuit High School (Carmichael, Calif.)...attended the University of California where he went 8-12 with 16 saves and a 3.81 ERA in 57 appearances on the mound while batting .310 with four home runs and 53 RBI in 128 games...his father Bo played professionally, reaching as high as Triple-A... Bo hit .328 with 13 home runs and 59 RBI in 77 games for Sacramento in the Western League in 1999.

LIFETIME PITCHING RECORD

Year	Club	W	L	ERA	G	GS	CG	SHO	SV	IP	H	R	ER	HR	HB	BB	IBB	SO	WP	BK
2018	Hudson Valley	1	0	1.44	9	0	0	0	1	25.0	12	7	4	0	3	5	0	25	1	0
2019	Charlotte	0	1	5.29	8	3	0	0	0	17.0	28	11	10	2	1	9	1	15	2	0
2020	(Minor League Season Cancelled — Did Not Pitch)																			
2021	Bowling Green	4	0	2.50	24	1	0	0	2	39.2	38	14	11	2	0	14	0	47	3	1
	Montgomery	1	2	4.86	13	0	0	0	2	16.2	17	12	9	2	1	9	0	17	2	0
2022	ACL Dodgers	0	0	5.40	1	0	0	0	0	1.2	0	1	1	0	0	2	0	2	0	0
	Tulsa	4	0	8.39	29	0	0	0	1	34.1	45	33	32	2	7	36	0	29	6	1
2023	Tulsa	5	6	3.91	38	0	0	0	0	48.1	42	23	21	6	2	29	1	38	3	0
	Oklahoma City	0	1	7.50	12	0	0	0	0	18.0	21	15	15	0	2	14	0	13	1	1
2024	Oklahoma City	3	3	3.32	41	1	0	0	1	62.1	56	30	23	3	6	43	1	58	7	1
Minor League Totals		18	13	4.31	175	5	0	0	7	263.0	259	146	126	17	22	161	3	244	25	4

LIFETIME HITTING RECORD

Year	Club	AVG.	G	AB	R	H	2B	3B	HR	RBI	SH	SF	HP	BB	SO	SB	CS	OBP	SLG	E
2018	Hudson Valley	.273	58	198	30	54	7	3	2	19	0	3	3	20	34	8	3	.344	.369	1
2019	Charlotte	.250	23	60	9	15	4	1	0	8	0	0	0	3	10	3	1	.286	.350	0
2021	Bowling Green	.040	32	25	1	1	0	0	0	0	0	0	1	4	14	0	1	.200	.040	0
2023	Tulsa	.000	39	1	0	0	0	0	0	0	0	0	0	0	1	0	0	.000	.000	0
Minor League Totals		.246	181	284	40	70	11	4	2	27	0	3	4	27	59	11	5	.318	.335	1

CAREER TRANSACTIONS

2015 — Selected by the New York Mets in the 31st round of the First-Year Player Draft; did not sign. **2018** — Selected by the Tampa Bay Rays in the second round of the First-Year Player Draft. **2022** — Traded to the Los Angeles Dodgers for outfielder Lukealey, March 18. **2024** — Elected free agency, November 4; signed by the Athletics to a minor league contract, November 12.

**RIGHT-HANDED PITCHER****Height/Weight:** 6-2 / 208**Bats/Throws:** Right / Right**Birthdate:** October 8, 2001**Opening Day Age:** 23**Birthplace/Resides:** Lancaster, California / Las Vegas, Nevada**Major League Service:** 154 days**Obtained:** Acquired from the Atlanta Braves with Ryan Cusick, Shea Langeliers and Cristian Pache for Matt Olson, March 14, 2022**Contract Status:** First year of a one-year contract through 2025
 [Updated Stats](#)
CAREER HIGHLIGHTS

Was originally selected by Atlanta in the 16th round of the 2019 First-Year Player Draft and was traded to Oakland on March 14, 2022 in the Matt Olson deal...is 7-10 with a 5.16 ERA in 27 games, including 26 starts, in two seasons with the A's...is 17-23 with a 4.02 ERA in 78 games, including 74 starts, in five seasons in the minors...has 384 strikeouts in 365.1 innings (9.46 per nine innings) and has walked 119 (2.93 per nine innings) for a strikeout-to-walk ratio of 3.23...was named Low-A East Pitcher of the Year after going 3-6 with a 2.91 ERA in 20 starts with Augusta in 2021...earned A's Organization All-Star honors from MLB.com in 2023.

2024 HIGHLIGHTS

- Spent most of the season in the A's starting rotation and went 7-9 with a 5.01 ERA and .781 opponents OPS in 25 games, including 24 starts, following a May 11 promotion from Triple-A Las Vegas.
- Tied for eighth among Major League rookies in wins and starts and ranked 10th in innings pitched (127.2)...had one of four complete games and one of four shutouts...led ML rookies in most hit batters (10), ranked third in home runs (23), fourth in runs (73) and fifth in losses.
- His 10 hit batters tied the Oakland rookie record, a mark he now shares with Steve McCatty (1979) and A.J. Puk (2022).
- Was one of 16 pitchers in the majors to toss a shutout and tied for fourth with his one complete game.
- Issued 27 walks and his average of 1.90 walks per nine innings was 13th lowest in the majors among pitchers with 100 or more innings...had the eighth fewest strikeouts per nine innings (6.49).
- Allowed a .259 opponents batting average, which broke dow to .239 (55-for-230) with a .754 OPS against left-handed hitters compared to .277 (75-for-271) with an .803 OPS against right-handers...issued 18 of his 27 walks to lefties.
- Was 4-3 with a 3.26 ERA and .651 opponents OPS in 11 starts at home, 3-6 with a 6.90 ERA and .902 OPS in 14 games, 13 starts, on the road...his road ERA was second highest in the majors in 2024 and third highest in Oakland history among pitchers with 60 or more innings pitched.
- Saw his ERA decrease in each of his first four months... went 1-1 with a 6.10 ERA in four starts in May, 1-2 with a 4.56 ERA in five starts in June, 2-1 with a 4.32 ERA in five games in July and 2-2 with a 3.03 ERA in six starts in August...the finished the season by going 1-3 with an 8.71 ERA in five starts in September.
- Yielded eight home runs in 63.0 innings before the All-Star Break, 15 in 64.2 innings after the break.
- Was 3-1 with a 2.52 ERA in six starts on six days rest or more, 4-8 with a 6.11 ERA in 18 outings on five days rest or fewer.
- Went 4-3 with a 3.62 ERA in 11 games against American League West competition, 3-6 with a 6.22 ERA in 14 starts against all other teams.
- Allowed 25 of his 73 runs, more than one-third, in the second inning for a 9.93 ERA.
- The A's were 10-14 (.417) in his starting assignments...left with the lead four times only to have the bullpen blow the save.

- Tossed five innings or fewer in 11 of his 24 starts...walked one batter or fewer 17 times, including eight starts with no walks...walked more than two just once.
- Began the year at Las Vegas and went 2-3 with a 6.04 ERA and .932 opponents OPS in six starts.
- Surrendered seven home runs in 28.1 innings (2.22 per nine innings).
- Allowed a .272 opponents batting average, which included .213 (13-for-61) with a .791 opponents OPS against right-handed hitters and .340 (18-for-53) with a 1.087 OPS against left-handers.
- **DAY-BY-DAY:** Allowed a minor league career-high tying three home runs in each of his first two starts on March 31 against Reno and April 6 at Sugar Land, both losses...picked up the win in back-to-back starts on April 18 against Tacoma and April 28 at Sacramento...was on the injured list in between those outings with a blister on his right middle finger...made his final Triple-A start on May 4 and was 2-3 with a 6.04 ERA in six starts when he was recalled by Oakland on May 11...earned his first Major League win that day in the A's 8-1 victory at Seattle...allowed a leadoff home run to Raleigh in the second but that was the only run he would allow in five innings of work...then had career highs in runs (8) and walks (4) in an 8-1 loss at Houston in his second start on May 16...had a no decision in a 4-3 loss at Tampa Bay on May 29...left with a 2-1 lead but Ferguson allowed a run in the sixth inning for the blown save...it was the first of four times the pen blew the save in one of his starts (June 21 vs. Minnesota, June 26 at Los Angeles-AL, July 21 vs. Los Angeles-AL)...earned his second win by tossing 6.1 scoreless innings and allowing just one hit in the A's 2-1 win over Seattle on June 5...retired each of the first 18 batters before Crawford doubled to lead off the seventh...that was part of a career-high 9.1-inning scoreless streak from May 29 to June 10...struck out a career-high eight batters in 5.2 innings in a 5-2 loss at Los Angeles (AL) on June 26...tossed a five-hit shutout in the A's 5-0 win over Los Angeles (AL) on July 3 in Oakland...it was his first career complete game and he tossed just 92 pitches, which were the fewest by an A's pitcher in a nine-inning complete game since Rich Harden had 80 on July 14, 2005...it was the first complete game by an A's pitcher since Sean Manaea shut out Seattle 6-0 on June 2, 2021...it snapped the A's streak of 515 consecutive games without a complete game, which was the longest in Athletics history and third longest in Major League history at the time...it was the first complete game victory by an A's rookie since Tommy Milone on June 20, 2012 against Los Angeles (NL) and the first shutout by an A's rookie since Brett Anderson on July 6, 2009 at Boston...then allowed a career-high tying eight runs in 1.2 innings in his next start on July 9 at Boston, a 12-9 loss...had the first winning streak of his career when he went 2-0 with a 2.66 ERA over a four-game stretch from July 14 to Aug. 2...had a no decision in the A's 8-5 loss to Los Angeles (AL) on July 21 in Oakland...tossed a career-high 97 pitches in 5.2 innings...made the first relief appearance his career July 26 at Los Angeles (AL) in the A's 5-4 win...relieved Paul Blackburn to start the sixth inning with the A's leading 5-4 and tossed 2.2 scoreless innings...became the second A's pitcher over the last 18 years with a nine-inning shutout and a relief appearance in the same season (Daniel Mengden, 2018)...walked one batter or fewer in nine consecutive starts from Aug. 7 to Sept. 22 (4 bb in 45.1 ip, 0.79 walks per nine innings)...went 2-2 with a 3.03 ERA in six starts in August...had a .195 opponents batting average and walked just four batters in 35.2 innings for a .225 on-base percentage...the on-base percentage was fifth lowest in Oakland history in the month of August (min. 30 ip) and was the lowest since Dallas Braden in 2010 (.216)...then went 1-3 with an 8.71 ERA and 1.030 opponents OPS in five starts in September...walked just four batters in 20.2 innings but struck out just nine and yielded seven home runs...the OPS was the highest in the majors in September among pitchers with 20 or more innings and the ERA was second highest...allowed six runs on a career-high nine hits in a career-low 1.0 innings in a 9-2 loss at Chicago (NL) on Sept. 16...the nine hits match the most in Athletics history by a pitcher with one inning pitched or fewer (Mike Fiers, Sept. 9, 2019 at Houston)...allowed a career-high tying three home runs in a 6-3 loss to Seattle on Sept. 28.

CAREER

2023—Made his Double-A, Triple-A and Major League debuts in 2023...combined for a 9-6 record, a 3.74 ERA and .710 opponents OPS in 27 games, including 23 starts, with Midland and Las Vegas...also went 0-1 with a 7.20 ERA and 1.005 opponents OPS in two September starts with Oakland...struck out seven, walked two and surrendered four home runs in 10.0 innings in

his two big league appearances...allowed a .263 average and .860 OPS against right-handed hitters, .304 (7-for-23) with all three of his home runs and a 1.125 OPS against left-handers...opponents were 1-for-9 (.111) with runners in scoring position...had minor league career highs in every counting category except losses and wild pitches...struck out 131 batters in 137.0 innings and his average of 8.61 strikeouts per nine innings was the lowest of his three full seasons...walked 43 for a strikeout-to-walk ratio of 3.05...led the A's farm system in ERA and innings pitched, tied for the lead in wins (9) and ranked second in strikeouts and games started (23)...surrendered the most home runs (24)...allowed a .223 opponents batting average, which broke down to .206 with a .628 opponents OPS against left-handed hitters compared to .235 with a .768 OPS against right-handers...opponents hit .204 with runners in scoring position and were 0-for-8 with the bases loaded...held the opponents leadoff hitter in the batting order to a .162 batting average and .240 on-base percentage...as a starter, he had a .206 opponents batting average the first two times through the order, .303 after that...was 3-4 with a 2.82 ERA in 12 games at Midland's Momentum Bank Ballpark and 1-0 with a 10.80 ERA in three starts at Las Vegas Ballpark...combined for a 5-2 record and a 3.34 ERA in 12 games, 10 starts, in road ballparks...posted a 2.30 ERA and .643 OPS over innings 1-2, a 5.05 ERA and .800 OPS over innings 3-4 and a 3.76 ERA and .663 OPS from the fifth inning on...was 2-1 with a 2.70 ERA in six starts on four days rest, 5-4 with a 3.54 ERA in 11 starts on five days rest and 2-1 with a 4.58 ERA in eight appearances on six days rest or more...tossed at least 3.2 innings in each of his 27 appearances and his season high was 7.0 on three occasions...walked one batter or fewer 17 times and allowed one run or fewer 10 times...averaged 79.1 pitches per outing...was named an A's Organization All-Star by MLB.com following the season...began the season at Double-A Midland and logged five innings or fewer in each of his first seven games through May 14...was 0-3 with a 4.97 ERA over that span...then went 6-3 with a 2.63 ERA over his final 13 games with Midland, tossing five or more innings in all but one of those outings...earned Texas League Pitcher of the Week honors for the week of April 10-16 for his performance on April 13 against Tulsa, a no decision in a 9-3 loss (5.0 ip, 2 h, 6 so)...walked a career-high tying four batters in consecutive starts on May 2 and 7 against Frisco (also July 25 vs. Amarillo)...tossed 5.0 scoreless innings May 19 against San Antonio for his first win...it also began his first of three three-game winning streaks (1.06 ERA)...pitched a season-high 7.0 innings May 25 at Corpus Christi...it was his first of three outings of 7.0 innings and the other two also came against the Hooks (June 30 and July 20)...took the loss in consecutive starts on June 6 and 11 against Amarillo but then went 3-0 with a 3.82 ERA over his next five games...struck out a season-high eight batters in 7.0 innings on June 30 against Corpus Christi...did it again in 4.1 scoreless innings on July 14 against Tulsa...went 1-1 with a 2.63 ERA in five games, four starts, in July...was 6-6 with a 3.28 ERA and .670 opponents OPS in 20 games, 17 starts, with Midland when he was promoted to Triple-A Las Vegas Aug. 1...went 3-0 with a 5.23 ERA and .827 opponents OPS with the Aviators...went 3-0 with a 2.35 ERA over a three-start stretch from Aug. 17-30...allowed a career-high 10 hits in 3.2 innings Aug. 11 against Sacramento...was selected by Oakland on Sept. 20 and made his Major League debut that day with a start against Seattle...was the losing pitcher in the A's 6-3 loss (4.2 ip, 6 h, 6 r, 5 er, 1 bb, 2 so, 3 hr)...struck out Teoscar Hernandez in the fifth inning for his first big league strikeout...became the fourth pitcher in Oakland history to allow three home runs in his debut (Dillon Overton, June 25, 2016 at Los Angeles-AL; Rick Rodriguez, Sept. 17, 1986 vs. Texas; Jeff Kaiser, April 11, 1985 at Seattle)...became the 61st pitcher in Oakland history to start in his debut, the fifth in 2023...his debut came at the age of 21 years and 347 days old, which makes him the 20th-youngest pitcher in Oakland history to make his Major League debut...is the 13th-youngest pitcher in Oakland history to start in his debut and is the youngest since Brett Anderson on April 10, 2009 (21 years, 68 days).

2022—Was traded to the A's in the Matt Olson deal prior to the start of Spring Training and spent the entire season at Single-A Lansing...started 20 games for the second consecutive year and went 3-7 with a 4.55 ERA...struck out 92 batters in 91.0 innings (9.10 per nine innings) and walked 30 (2.97 per nine innings)...tied for 10th in the A's farm system in games started...had a .250 opponents batting average, which included a mark of .247 with a .809 OPS against left-handed hitters compared to .253 with a .783 OPS against right-handers...his opponents batting average dropped to .214 with runners in scoring position...was 2-2 with a 3.86 ERA in 10 starts on the road, 1-5 with a 5.21 ERA in 10 starts home...made 12 of his 20 starts on six days rest or more and was 3-3 with a 3.40 ERA in those starts...was 0-4 with a 6.37 ERA in his other eight starts...

had a .227 opponents average the first time through the order, .257 the second time and .311 after that...tossed a season-high 6.0 innings May 4 against West Michigan, his first of four starts of exactly 6.0 innings...also struck out a season-high seven on the 4th, his first of three seven-strikeout games...was 0-3 with a 4.93 ERA in seven starts when he was placed on the injured list May 22 with a strained left hip...was reinstated June 12 and went 3-4 with a 4.31 ERA over his final 13 starts...won back-to-back starts for the only time on June 30 at Lake County and July 7 against Great Lakes...picked up his third and final win of the season on Aug. 25 at Wisconsin when he tossed 6.0 scoreless innings and allowed just one hit in a 6-1 victory...went 1-1 with a 3.00 ERA and .189 opponents batting average in four starts in August and then compiled a 2.25 ERA in two starts in September.

2021—Spent the entire season at Augusta and was named Low-A East Pitcher of the Year after going 3-6 with a 2.91 ERA in 20 starts...led the league in ERA and strikeouts (127), ranked second in innings pitched (99.0) and tied for eighth in games started...was also named to the Low-A East Postseason All-Star team...ranked sixth in the Braves farm system in strikeouts and seventh in innings pitched...had a .184 opponents batting average, which broke down to .148 with a .478 OPS against left-handed hitters compared to .213 with a .603 OPS against right-handers...was 3-0 with a 0.81 ERA and .440 opponents OPS in 10 starts at home, 0-6 with a 5.56 ERA and .672 OPS in 10 starts on the road...had three games with 10 or more strikeouts and did not walk a batter in each of those three starts...was 0-1 with a 1.01 ERA and .160 opponents batting average over his first six starts...was 0-1 with a 1.59 ERA in four starts in the month of May...had a 13.2-inning scoreless streak from May 26-June 15...was named Low-A East Pitcher of the Week for the week of June 28-July 4 after having a no decision in a 7-4 loss to Columbia on July 3 (6.0 ip, 3 h, 1 r, 1 er, 2 bb, 5 so)...earned his first professional win in his next start on July 9 against Myrtle Beach when he tossed 7.0 scoreless innings in a 6-1 win (2 h, 1 bb, 7 so)...had the first complete game of his career, a 9.0-inning four-hitter in an 8-2 win over Kannapolis on Aug. 14...did not walk a batter and struck out a minor league career-high 14...earned Low-A East Pitcher of the Week honors for his efforts (Aug. 9-15)...was placed on the injured list Sept. 7 with tendinitis in his right knee and missed the remainder of the season.

2020—Did not pitch as the minor league season was cancelled due to the pandemic.

2019—Made his professional debut with the Braves affiliate in the Gulf Coast League and was 0-1 with an 8.10 ERA in five starts...allowed a .256 opponents batting average, which broke down to .241 against right-handed hitters and .300 against left-handers...his first appearance was a start on July 20 against the GCL Rays (2.0 ip, 1 h, 3 so).

PERSONAL/MISCELLANEOUS

Joseph Lee Estes...graduated from Paraclete High School.

LIFETIME PITCHING RECORD

Year	Club	W	L	ERA	G	GS	CG	SHO	SV	IP	H	R	ER	HR	HB	BB	IBB	SO	WP	BK	
2019	GCL Braves	0	1	8.10	5	5	0	0	0	10.0	10	10	9	0	0	7	0	8	0	0	
2020	(Minor League Season Cancelled — Did not pitch)																				
2021	Augusta	3	6	2.91	20	20	1	0	0	99.0	66	39	32	7	3	29	0	127	4	3	
2022	Lansing	3	7	4.55	20	20	0	0	0	91.0	86	47	46	17	9	30	0	92	0	0	
2023	Midland	6	6	3.28	20	17	0	0	0	104.1	84	43	38	14	9	31	0	100	1	0	
	Las Vegas	3	0	5.23	7	6	0	0	0	32.2	32	19	19	10	2	12	0	31	0	0	
	OAKLAND	0	1	7.20	2	2	0	0	0	10.0	12	9	8	4	3	2	1	7	1	0	
2024	Las Vegas	2	3	6.04	6	6	0	0	0	28.1	31	20	19	7	1	10	0	26	0	0	
	OAKLAND	7	9	5.01	25	24	1	1	0	127.2	130	73	71	23	10	27	1	92	3	0	
	Major League Totals	7	10	5.16	27	26	1	1	0	137.2	142	82	79	27	13	29	2	99	4	0	
	Minor League Totals	17	23	4.02	78	74	1	0	0	365.1	309	178	163	55	24	119	0	384	5	3	

CAREER TRANSACTIONS

2019 — Selected by the Atlanta Braves organization in the 16th round of the First-Year Player Draft. **2022** — Traded to the Oakland Athletics with catcher Shea Langeliers, outfielder Cristian Pache and minor league pitcher Ryan Cusick for first baseman Matt Olson, March 14.

ESTES' CAREER BESTS

Low Hit Complete Game: 5, July 3, 2024 vs. Los Angeles (AL)

Innings Pitched: 9.0, July 3, 2024 vs. Los Angeles (AL)

Strikeouts: 8, June 26, 2024 at Los Angeles (AL)

Pitches: 97, July 21, 2024 vs. Los Angeles (AL)

Longest Winning Streak: 2, July 14 to August 2, 2024

Longest Losing Streak: 2 (three times), last: September 16, 2024 to present

Longest Scoreless Streak: 9.1, May 29 to June 10, 2024



RIGHT-HANDED PITCHER

Height/Weight: 6-4 / 232

Bats/Throws: Right / Right

Birthdate: October 5, 1993

Opening Day Age: 31

Birthplace/Resides: Fresno, California / Fresno, California

Major League Service: 111 days

Obtained: Signed to a minor league contract, November 15, 2023

Contract Status: First year of a one-year contract through 2025

[Updated Stats](#)

CAREER HIGHLIGHTS

Made his Major League debut with the A's in 2024 in his eighth professional season and was 4-2 with two saves and a 3.68 ERA in 48 relief appearances...is 20-21 with 16 saves and a 4.87 ERA in 229 career appearances as a minor leaguer...has 358 strikeouts in 303.0 innings (10.63 strikeouts per nine innings) but has also walked 196 (5.82 per nine innings)...spent four seasons in the Rangers farm system from 2015-18 and pitched in independent ball with Trois-Rivieres (2019) and Chicago (2021) before signing a minor league deal with Atlanta in June of 2021... spent two seasons with the Braves and one in the Diamondbacks farm system before signing a minor league deal with the A's following the 2023 season...pitched for Surprise in the Arizona Fall League in 2017.

2024 HIGHLIGHTS

- Began his eighth professional season at Triple-A Las Vegas but would later make his Major League debut with three stints with the A's...went 4-2 with two saves, a 3.68 ERA and .587 opponents OPS in 48 relief appearances with Oakland.
- Had two stints in May from the 7th through 21st and 25th through 31st...was recalled a third time on July 2 and spent the remainder of the season with the A's.
- Struck out 62 batters in 51.1 innings, an average of 10.87 per nine innings.
- Allowed a .178 opponents batting average but walked 24 batters for a .282 on-base percentage.
- Held right-handed hitters to a .112 (12-for-107) batting average and .319 OPS compared to .274 (20-for-73) with a .966 OPS against left-handers...surrendered 11 of his 13 extra base hits, including all four of his home runs, to lefties...his splits were reversed at the minor league level as he yielded a .171 batting average and .429 OPS to lefties, .290 with a .762 OPS against righties.
- Opponents hit .140 with bases empty, .233 with three of his four home runs with runners on... allowed a .286 batting average with runners in scoring position and opponents were 3-for-7 (.429) with a triple and a walk with the bases loaded.
- First batters faced were 5-for-42 (.119) with five walks (.213 on-base percentage)...allowed 4-of-12 (33.3%) inherited runners to score.
- Had a 5.09 ERA and .757 opponents OPS in 15 games before the All-Star Break...then posted a 2.94 ERA and .495 OPS in 33 games after the break.
- Compiled a 2.63 ERA and .117 opponents batting average in 22 home games, a 4.61 ERA and .223 opponents average in 26 contests on the road.
- Had a 2.19 ERA and .093 opponents average in 21 day games, a 5.06 ERA and .238 opponents average in 27 night games.
- Did not allow an earned run in 11 appearances on zero days of rest (12.1 ip)...logged a 0.64 ERA in 26 appearances on one day of rest or fewer, a 7.33 ERA in his other 22 outings.
- Had a 0.56 ERA in the eighth inning.
- Yielded a .106 batting average with two strikes.
- The two hitter in the batting order was 1-for-22 (.045) against him and the three hitter was 1-for-20 (.050).
- Tossed at least one inning in 43 of his 48 appearances.

- Was 2-2 with five saves, a 3.49 ERA and .646 opponents OPS in 26 games with the Aviators...the saves were his most as a minor leaguer.
- Struck out 43 batters in 28.1 innings (13.66 per nine innings) and walked 11 for a strikeout-to-walk ratio of 3.91...did not surrender a home run.
- Allowed all five of his inherited runners to score...first batters faced were 7-for-24 (.292) with a walk and a hit by pitch (.346 on-base percentage).
- Had a 2.00 ERA and .646 OPS in 14 home games, a 6.10 ERA and .647 OPS in 12 road games.
- Posted a 1.59 ERA in the ninth inning.
- Yielded a .129 batting average with two strikes.
- **DAY-BY-DAY:** Began the season at Las Vegas and allowed one run in each of his first three games...did not allow an earned run in 10 of his next 11 contests (1.38 ERA) and was 1-1 with four saves and a 2.40 ERA in 14 relief appearances when he was selected by Oakland on May 7...made his ML debut that day against Texas allowing a hit while walking two in 2.0 scoreless innings...fanned Corey Seager in the eighth inning for his first strikeout...had three strikeouts in his debut, his first of four three-strikeout games...tossed a career-high 52 pitches...did not allow a run in his first five games (5.1 ip) but then surrendered a career-high four runs in one inning of work on May 19 at Kansas City...had a 5.68 ERA in six games when he was optioned to Las Vegas on May 21...made one appearance on May 23 at Tacoma before he was recalled by Oakland on May 25...had a blown save and a loss in three appearances and was sent back to Triple-A on May 31...spent the entire month of June at Las Vegas and logged a 4.38 ERA in 11 games...did not allow a run in nine of those contests...took the loss on June 8 at El Paso when he surrendered five runs on four hits and three walks in 0.1 innings...did not allow a run over his final seven games (9.0 ip) before returning to Oakland for good on July 2...pitched a career-high 2.1 innings on July 9 at Boston but yielded three runs on a career-high five hits...allowed two of his four home runs for the season in that game...did not allow a run in his final two innings in that game nor his first seven games after the All-Star Break for a career-high 10.1-inning scoreless streak...retired the first batter he faced in 14 consecutive appearances from July 25 to Aug. 22...recorded the only two saves of his career in consecutive outings on July 25 and 27 at Los Angeles (AL)...yielded four runs over his next two appearances but then had another 10.1-inning scoreless streak from Aug. 4 to 25...earned his first ML win on Aug. 15 at New York (NL) when he tossed 2.0 scoreless innings in the A's 7-6 victory...issued a career-high three walks Aug. 27 at Cincinnati and allowed seven runs over an eight-game span from Aug. 27 to Sept. 11...had a seven-game, 7.0-inning scoreless streak from Sept. 13 to 26 before surrendering a run in his final appearance on Sept. 28 at Seattle.

CAREER

2023— Signed a minor league deal with Arizona following the 2022 season and spent the entire year at Triple-A Reno where he was 5-2 with two saves, a 5.49 ERA and .779 opponents OPS in 51 games, including three starts...had minor league career highs in strikeouts (86), innings pitched (78.2), hits (79), runs (50) and walks (58) and the starts were the first of his career...his games pitched tied for the most in the Diamondbacks farm system and tied for third in the Pacific Coast League...averaged 9.84 strikeouts per nine innings and 6.64 walks per nine innings...had a .258 opponents batting average and .380 on-base percentage...his batting average broke down to .214 with a .599 OPS against right-handed hitters compared to .316 with a 1.008 OPS against left-handers...surrendered all six of his home runs to lefties...yielded a .238 average with runners in scoring position...opponents were 3-for-20 (.150) with the bases loaded...had a 3.63 ERA and .602 opponents OPS over his first 11 games, a 12.67 ERA and 1.068 OPS over his next 14 games from May 7-June 21 and a 3.60 ERA and .714 OPS over his final 26 contests...allowed 9-of-30 (30.0%) inherited runners to score...first batters faced were 9-for-40 (.225) with eight walks (.354 on-base percentage)...held the opposition to a .108 batting average with two strikes...they were 26-for-50 (.520) with two doubles, two triples and two home runs when putting the first pitch in play...yielded a .167 batting average to the five hitter in the order but the seven hitter batted .529...logged more than one inning in 33 of his 51 appearances, including two or more 17 times...pitched for Cibao in the Dominican Winter League following the season and had no decisions and a 5.68 ERA in nine relief appearances...did not surrender a run over a seven-game span from April 8 to 26 (11.0 ip, 8 h, 5 bb, 7 so)...made his first career start on April 23 at Salt Lake (2.0 ip, 3 h, 1 bb, 2 so)...yielded his first home run in nearly a year

on May 24 at El Paso, snapping a 49-game, 54.2-inning homerless streak dating back to May 26, 2022...did not allow a run in six of seven appearances from June 28 to July 21...allowed one run in 8.1 innings over that span (1.08 ERA) and opponents were 3-for-27 (.111)...finished July with a 2.45 ERA in eight relief appearances and then posted a 2.55 ERA in eight games in August...logged a career-high 59 pitches on Aug. 3 at Sacramento when he had season highs in innings pitched (3.0) and strikeouts (5)...also logged 3.0 innings on Aug. 11 vs. Salt Lake and Aug. 26 at Sugar Land...made his 200th career minor league appearance on Sept. 15 against Salt Lake (2.0 ip, 1 bb, 2 so).

2022—Split his season between Double-A Mississippi and Triple-A Gwinnett and combined to go 3-6 with three saves, a 4.80 ERA and .681 OPS in a minor league career-high 52 relief appearances...the losses were also a career high and the saves matched his most...led the Braves farm system in games pitched...struck out 64 batters in 50.2 innings (11.37 per nine innings) but also walked 40 (7.11 per nine innings)...surrendered just one home run...had a .232 opponents batting average but a .381 on-base percentage...his opponents batting average broke down to .224 with a .666 OPS against left-handed hitters and .237 with a .690 OPS and his lone home run against right-handers...allowed 2-of-13 (15.4%) inherited runners to score...first batters faced were 8-for-42 (.190) with seven walks, two hit by pitches and a sacrifice hit (.347 on-base percentage)...combined for a 3.04 ERA in 26 games in his home ballparks compared to a 6.75 ERA in 26 contests on the road...held the opposition to a .125 batting average with two strikes...did not allow an earned run over a 10-game stretch from May 1-22 (10.1 ip, 5 h, 1 r, 1 bb, 14 so)...tossed a season-high 2.0 scoreless innings May 6 against Pensacola...also had a season-high three strikeouts that day, his first of five three-strikeout games...yielded his only home run on May 26 at Pensacola...had a 12-game, 12.2-inning scoreless streak from June 16 to July 22...did not allow a hit over the first 11 games of that stretch (0-for-36) and opponents were 2-for-41 (.049) with four walks and a hit by pitch (.152 on-base percentage) during the streak overall...was 3-1 with three saves and a 3.69 ERA in 32 relief appearances with Mississippi when he was promoted to Gwinnett on July 12...went 0-5 with a 6.63 ERA in 20 outings in his Triple-A debut...combined with both clubs for a 1.13 ERA in eight games in July.

2021—Was pitching for Chicago in the independent American Association and was 1-0 with a 3.14 ERA in nine relief appearances when he was signed by the Atlanta Braves to a minor league contract on June 17...was assigned to Single-A Rome and was 3-4 with a 2.49 ERA in 17 relief appearances with the Emperors when he was promoted to Double-A Mississippi Sept. 1...went 3-0 with a 1.29 ERA with the Braves and combined for a 6-4 record, a save, a 2.23 ERA and .648 opponents OPS in 22 relief appearances overall in the Braves organization...had a career high in wins and a career low in ERA...held the opposition to a .227 batting average but walked 12 and hit five for a .321 on-base percentage...his opponents batting average broke down to .179 with a .465 OPS against right-handed hitters, .278 with both of his home runs and a .838 OPS against left-handers...stranded all five of his inherited runners...first batters faced were 7-for-20 (.350) with two walks...held the opposition to a .131 average with two strikes...did not allow an earned run over a six-game stretch from June 25-July 16 (12.2 ip, 3 h, 3 r, 4 bb, 10 so)...struck out a season-high four batters June 29 at Wilmington (also July 24 at Bowling Green)...compiled a 1.65 ERA in eight games in July...went 5-0 with a 1.54 ERA over an eight-game stretch from Aug. 13-Sept. 14...posted a 1.29 ERA in five outings in September.

2020—Signed a minor league contract with the Dodgers organization following the 2019 season but was released on July 1 after the minor league season was cancelled due to the pandemic.

2019—Was released by Texas on March 19 and ended up pitching for Trois-Rivieres in the independent Canadian-American Association...went 3-5 with two saves and a 4.75 ERA in 45 relief appearances...struck out 55 batters in 55.0 innings but also walked 34 and had a career-high 15 wild pitches.

2018—Combined to post no record and a 4.76 ERA in 14 relief appearances with Hickory and Down East...opened season on the disabled list with a right shoulder impingement and was also

on DL from July 7 through the end of season, with right shoulder tendinitis...limited opponents to .197/.347/.246/.593 slash line.

2017—Combined to go 2-6 with a 6.61 ERA and one save over 36 relief appearances with Hickory and Down East...opened the season at Hickory and averaged 14.3 strikeouts per nine innings over 12 outings...compiled a 1.98 ERA with 23 strikeouts over final 10 outings with the Crawdads...was promoted to Down East on May 31...was 0-1 with a 6.35 ERA in nine relief appearances with the Surprise Saguaros in the Arizona Fall League.

2016—Was rated the 19th-best prospect in the Northwest League and was named to the circuit's Midseason All-Star team in his first full season...combined to go 2-1 with a 3.92 ERA over 23 relief appearances with Spokane and Hickory...tossed a scoreless inning of relief for the Northwest League in the NWL-PIO All-Star Game on Aug. 1 at Ogden...promoted to Hickory on Aug. 9.

2015—Appeared in five games with the AZL Rangers in his professional debut.

PERSONAL/MISCELLANEOUS

Tyler Clark Ferguson was originally signed by Rangers scout Jay Heafner...graduated from Clovis West (CA) High School, where he was a Second Team All-State pick in 2012...pitched in 40 games over three seasons at Vanderbilt and earned numerous academic accolades, including a three-time SEC Academic Honor Roll.

LIFETIME PITCHING RECORD

Year	Club	W	L	ERA	G	GS	CG	SHO	SV	IP	H	R	ER	HR	HB	BB	IBB	SO	WP	BK	
2015	AZL Rangers	0	0	13.50	5	0	0	0	0	4.2	3	8	7	0	1	9	0	5	3	0	
2016	Spokane	2	0	1.78	13	0	0	0	2	30.1	18	8	6	1	1	10	0	46	5	0	
	Hickory	0	1	8.78	10	0	0	0	1	13.1	12	13	13	1	0	18	0	10	5	1	
2017	Hickory	0	0	4.41	12	0	0	0	1	16.1	14	8	8	0	6	6	0	26	1	0	
	Down East	2	6	7.76	24	0	0	0	0	31.1	34	32	27	9	7	20	2	31	9	0	
2018	Hickory	0	0	5.06	13	0	0	0	1	16.0	11	12	9	0	2	12	0	13	9	0	
	Down East	0	0	0.00	1	0	0	0	0	1.0	1	0	0	0	0	0	0	1	0	0	
2019	Trois-Rivieres (Ind.)	3	5	4.75	45	0	0	0	2	55.0	44	38	29	5	8	34	0	55	15	0	
2020	(Minor League Season Cancelled — Did Not Pitch)																				
2021	Chicago (Ind.)	1	0	3.14	9	0	0	0	0	14.1	11	6	5	1	0	6	0	11	1	0	
	Rome	3	4	2.49	17	0	0	0	1	25.1	17	13	7	2	3	8	0	26	2	0	
	Mississippi	3	0	1.29	5	0	0	0	0	7.0	8	2	1	0	2	4	0	7	2	0	
2022	Mississippi	3	1	3.69	32	0	0	0	3	31.2	24	16	13	1	3	15	0	44	4	1	
	Gwinnett	0	5	6.63	20	0	0	0	0	19.0	20	16	14	0	4	25	1	20	5	0	
2023	Reno	5	2	5.49	51	3	0	0	2	78.2	79	50	48	6	3	58	0	86	7	0	
2024	Las Vegas	2	2	3.49	26	0	0	0	5	28.1	27	15	11	0	7	11	0	43	2	0	
	OAKLAND	4	2	3.68	48	0	0	0	2	51.1	32	23	21	4	2	24	2	62	1	1	
Minor League Totals		18	19	5.01	203	3	0	0	11	274.2	241	178	153	20	32	185	3	315	52	2	

CAREER TRANSACTIONS

2012 — Selected by the San Francisco Giants organization in the 40th round of the First-Year Player Draft; did not sign. **2015** — Selected by the Texas Rangers organization in the sixth round of the First-Year Player Draft. **2019** — Released, March 19; signed by the Los Angeles Dodgers to a minor league contract, November 7. **2020** — Released, July 1. **2021** — Signed by the Atlanta Braves to a minor league contract, June 17. **2022** — Elected free agency, November 10; signed by the Arizona Diamondbacks to a minor league contract, December 9. **2023** — Elected free agency, November 6; signed by the Oakland Athletics to a minor league contract, November 15.

FERGUSON'S CAREER BESTS

Low Hit Complete Game: None
Innings Pitched: 21, July 9, 2024 at Boston
Strikeouts: 3 (four times), last: September 2, 2024 vs. Seattle
Pitches: 52, May 7, 2024 vs. Texas
Longest Winning Streak: 2 (twice), last: September 2, 2024 to present
Longest Losing Streak: 1 (twice), last: August 31, 2024
Longest Scoreless Streak: 10.1 (twice), last: August 4 to 25, 2024

**INFIELDER****Height/Weight:** 6-3 / 217**Bats/Throws:** Right / Right**Birthdate:** October 19, 1999**Opening Day Age:** 25**Birthplace/Resides:** Lewes, Delaware / Coral Springs, Florida**Major League Service:** 1 year, 80 days**Obtained:** Selected in the 2nd round of the 2021 First-Year Player Draft**Contract Status:** First year of a one-year contract through 2025
 [Updated Stats](#)
CAREER HIGHLIGHTS

Was the A's second round pick in the 2021 First-Year Player Draft and made his Major League debut in his third professional season in 2023...is a .231 hitter with 31 home runs and 81 RBI in 207 games in two seasons with the A's...has a .292 average with 37 home runs and 140 RBI in 201 games in three seasons in the minors...was rated as the A's No. 2 prospect by *Baseball America* following the 2021 season and No. 3 after 2022...was named an A's Organizational All-Star and the third-best prospect by MiLB.com in 2022...played for Mesa in the Arizona Fall League in 2022.

2024 HIGHLIGHTS

- Batted .211 with 17 home runs, 49 RBI and a .632 OPS in 138 games after hitting .267 with 14 home runs, 32 RBI and an .840 OPS in 69 games as a rookie in 2023.
- Had the lowest on-base percentage in the majors (.270), the second lowest batting average and third lowest OPS (.632)...in full seasons, the on-base percentage was fourth lowest in Oakland history and the batting average was sixth lowest...the on-base percentage was the lowest since Scott Brosius in 1997 (.259).
- Struck out 188 times, which led the American League, tied for fourth in the majors and was fourth most in Athletics history...they are second most in Major League history by a second baseman (Yoan Moncada, 217 in 2018)...averaged 2.91 plate appearances per strikeout, which was the lowest in the majors and the lowest in Athletics history...averaged 4.95 strikeouts per walk, which was fourth highest in the majors.
- Was 25-for-28 (89.3%) in stolen base attempts and tied for the 10th best stolen base percentage in the majors...his stolen bases ranked fifth in the majors among second basemen...they were third most in Oakland history and sixth most in Athletics history...had the most since Davey Lopes had 28 in 1982...is now 39-for-44 (88.6%) in stolen base attempts in his career.
- Is the third player in Athletics history with at least 10 home runs and 10 stolen bases in each of his first two seasons in the majors (Mitchell Page, 1977-78; Ed Charles, 1962-63).
- Led the A's in both strikeouts and stolen bases.
- His batting average broke down to .232 (90-for-388) with a .676 OPS against right-handed pitching compared to .138 (15-for-109) with a .479 OPS against left-handers...his average against lefties was the lowest in the majors and the lowest in Oakland history (previously: Lance Blankenship, .145 in 1993)...hit 15 of his 17 home runs and collected 43 of his 49 RBI against righties...his career splits are .256 with a .776 OPS, 28 of his 31 home runs and 73 of his 81 RBI against righties, .149 with a .481 OPS against lefties.
- Batted .186 at home, which was the lowest in the majors and fourth lowest in Oakland history...hit 11 of his 17 home runs on the road.
- Had a .167 batting average with runners in scoring position, which was second lowest in the majors and fifth lowest in Oakland history among players with 100 or more plate appearances with RISP...it was the lowest since Jack Hannahan hit .155 in 2008...was 3-for-13 (.231) with a double, home run and seven RBI with the bases loaded.
- Had 12 home runs and 34 RBI in 76 games before the All-Star break, five home runs and 14 RBI in 62 games after the break.

- Led Major League second basemen in putouts (264), ranked second in double plays (92), fourth in total chances (603), sixth in assists (332), seventh in games started (136) and tied for seventh in games (138)...committed just seven errors for a .988 fielding percentage, which was seventh best...had the most games, starts, total chances and putouts by an A's second baseman since Mark Ellis in 2007 (150 g, 149 gs, 806 tc, 302 po)...has committed just 10 errors 207 career games at second base for a .989 fielding percentage.
- Started games at every spot in the batting order except clean-up...led the team in starts from the six (40), seven (27) and eight (28) spots in the order
- Hit .153 against AL West competition and .136 with two strikes.
- **DAY-BY-DAY:** Was the A's Opening Day starter at second base and went 5-for-32 (.156) over his first nine games...including April 6 at Detroit when he walked three times in a game for the first time in his career...matched his career high with three runs scored and scored three runs again the next day against the Tigers when he went 4-for-5 with a triple, home run and four RBI...it was his first career four-RBI game and his third career four-hit game...struck out a career-high tying three times on April 23 at New York (AL), his first of eight three-strikeout games in 2024...was batting .196 with three home runs and seven RBI in 24 games when he was placed on the 10-day injured list April 25 retroactive to April 24 with a strained left oblique...was sent to Triple-A Las Vegas on a rehab assignment on May 11 and went 1-for-8 with a home run in two games before he was reinstated from the IL May 14...had a career-high 0-for-20 streak from May 24 to 30...hit .153 with no home runs, four RBI and five walks in 16 games in May...it was the lowest single-month average of his career...then batted .247 with six home runs and 12 RBI in June...homed in three consecutive games for the first time in his career from June 18-20 against Kansas City...went 5-for-12 (.417) with three home runs and six RBI in the three-game series...hit the 9,000th home run in Oakland history June 30 at Arizona, a fifth inning solo shot off Brandon Pfaadt...committed an error in back-to-back games on July 5 and 6 against Baltimore, which snapped a career-high 41-game errorless streak dating back to May 16...then went 35 consecutive games without an error from July 7 to Aug. 22...matched his career high with four RBI on July 9 at Boston...did it again on July 14 at Philadelphia when he hit his first career grand slam, a ninth inning blast off Garrett Stubbs...went 1-for-25 over an eight-game stretch from July 20 to 27...was caught stealing twice on July 30 at San Francisco, his second and third caught stealings of the season...was successful in each of his final 13 stolen base attempts beginning Aug. 4...was batting .188 with a .606 OPS over his first 90 games through Aug. 5...then hit .254 with a .681 OPS over his final 48 games...went 3-for-4 with two doubles and a home run on Aug. 11 at Toronto...it was his first career game with three extra base hits...stole a career-high tying two bases Aug. 28 at Cincinnati...had a season-high seven-game hitting streak from Sept. 4 to 11 (9-for-27, .333)...hit .253 in 26 games in September, which was his highest single-month average of 2024.

CAREER

2023—Was called up by the A's immediately following the All-Star Break and hit .267 with 40 runs, 20 doubles, a triple, 14 home runs, 32 RBI and an .840 OPS in 69 games in his Major League debut in just his third professional season...was 14-for-16 (87.5%) in stolen base attempts and is one of five rookies in Athletics history with at least 10 home runs and 10 stolen bases in a season (Yoanis Céspedes in 2012, Jose Canseco in 1986, Mitchell Page in 1977 and Ed Charles in 1962)...led Major League rookies in doubles after the All-Star Break, ranked second in extra base hits (35), third in slugging (.504), tied for third in hits (72), fourth in home runs and OPS, fifth in batting, sixth in runs, tied for seventh in walks (26) and stolen bases and ninth in RBI and on-base percentage (.337)...for the season, he ranked eighth among American League rookies in hits and stolen bases...his .504 slugging percentage was sixth best in Oakland history among rookies with 250 or more plate appearances...started a team-leading 69 games at second base and started 69 of the A's 70 games after the All-Star Break...committed three errors for a .989 fielding percentage...led ML second basemen in putouts after the break (137), tied for second in total chances (281) and double plays (44) and ranked seventh in fielding percentage...batted .303 with 13 of his 14 home runs, 30 of his 32 RBI and a .969 OPS against right-handed pitchers...hit .167 with a .486 OPS against left-handers...hit .296 at home, .237 with nine of his 14 home runs on the road...slugged .504 in Oakland and .504 on the road...had a .218 batting average in July but then hit .286 in both August and September...connected for 11 of his 13 home runs with

the bases empty...batted .246 with seven home runs in 50 games against AL competition, .320 with seven home runs and a 1.058 OPS in 19 interleague games...made 53 starts batting second...also hit third (8), first (5), sixth (2), and seventh (1)...began the year at Triple-A Las Vegas and hit .304 with 21 doubles, a triple, 12 home runs, 44 RBI, 20 stolen bases and a .929 OPS in 69 games with the Aviators...the doubles and stolen bases were his most as a minor leaguer...at the time of his promotion to Oakland on July 14, he ranked third in the Pacific Coast League in doubles, tied for sixth in stolen bases, eighth in runs (60) and tied for ninth in extra base hits (34)...hit .308 with an .893 OPS against left-handed pitchers, .303 with 10 of his 12 home runs and a .944 OPS against right-handers...batted .339 with six home runs at home, .278 with six home runs on the road...was 5-for-12 (.417) with three doubles and 12 RBI with the bases loaded...made 68 starts at second base and committed eight errors for a .975 fielding percentage...also made one start at designated hitter...started games at every spot in the order except first, fourth and ninth and saw his most action with 24 games batting sixth...was named an A's Organization All-Star by MLB.com following the season...played for Israel in the World Baseball Classic during the spring and went 0-for-13 with a walk in four games...began the season on the injured list at Las Vegas with a torn left labrum...was reinstated on April 12 and hit .267 with a home run, 12 RBI and an .813 OPS over his first 25 games through May 16...then batted .324 with 11 home runs, 32 RBI and a .990 OPS over his final 44 contests...drew a walk in eight straight games from April 25-May 5 (nine walks total)...had a minor league season-best eight-game hitting streak from April 29-May 7 (8-for-29, .276)...scored a run in seven straight games from May 2-9 (eight runs total)...scored a minor league career high five runs on May 16 at Salt Lake when he went 4-for-4 with two home runs, three RBI and two walks...it was his fifth career two-homer game as a minor leaguer...homered in four straight games from June 30-July 3 and drove in a run in six straight contests from June 30-July 5 (11 RBI total)...matched his minor league season-best with an eight-game hitting streak from June 28-July 5 (13-for-34, .382)...was selected by the A's on July 14, the first game after the All-Star Break, and went 1-for-4 with a double and a RBI in a start at second base in his ML debut that night against Minnesota...had a RBI double off Kenta Maeda in the third inning for his first ML hit and RBI...stole the first two bases of his career July 15 against the Twins...also stole two bases on July 29 at Colorado...had an extra base hit in each of his first three games to join Shea Langeliers (2022), Yoanis Céspedes (2012) and Jason McDonald (1997) as the only players in Oakland history to start their career with three straight games with an extra base hit...seven of his first 10 career hits were for extra bases (four doubles, one triple, two home runs)...hit his first Major League home run July 22, a solo shot off Ryne Stanek in the seventh inning...reached base safely in a career-high and A's season-high 19 consecutive games from Aug. 1-22...hit .370 with a .439 on-base percentage over that span...had an extra base hit in five straight games from Aug. 9-14...went 8-for-21 (.381) with three doubles and three home runs over that stretch...was 4-for-5 with two home runs Aug. 13 at Washington...it was his first career four-hit game and his first multi-homer contest...had his second four-hit game Aug. 16 at St. Louis...hit his 10th home run in his 35th career game on Aug. 24 at Chicago (AL)...became the fastest player in Athletics history to hit 10 home runs...Mark McGwire previously held the record with 10 home runs in his first 41 games...was named American League Rookie of the Month for August after batting .286 with eight doubles, seven home runs, 15 RBI and a .912 OPS in 27 games...is the first Athletic to earn Rookie of the Month honors since Ryon Healy in Sept., 2016...led AL rookies in doubles and extra base hits (15), tied for the lead in home runs, ranked second in hits (30), third in slugging (.562), tied for third in walks (10), fourth in OPS, tied for fourth in runs (14) and fifth in RBI...had a career-high nine-game hitting streak from Sept. 15-23 (11-for-32 (.344)).

2022—Made both his Double-A and Triple-A debuts in his first full professional season as he combined to hit .270 with 18 home runs, 66 RBI and an .815 OPS in 96 games with Midland and Las Vegas...tied for fourth in the A's farm system in RBI, ranked fifth in slugging (.463), tied for fifth in total bases (180), seventh in batting, OPS (.815) and home runs, tied for eighth in walks (50) and ninth in on-base percentage (.352) and hits (105)...batted .326 with a 1.097 OPS against left-handed pitchers compared to .253 with a .732 OPS against right-handers...hit 10 home runs in 89 at bats against lefties (8.9 at bats per home run), eight in 300 at bats against righties (37.5 at bats per home run)...had a .316 average with runners in scoring position...was 5-for-13 (.385) with a double, two home runs, 14 RBI and a walk with the bases loaded...started 62 games at second base, 26 at third base, seven at designated hitter and one in center field...committed seven errors as a second baseman (.974 fielding percentage) and four as a third baseman

(.922)...hit .360 as a third baseman, .249 as a second baseman and .138 as the designated hitter...made 72 starts batting second but started games in each of the first five spots in the batting order...was rated as the A's third-best prospect by MiLB.com and *Baseball America* following the season...was also named an A's Organizational All-Star by MiLB.com...was the RockHounds Opening Day starter at third base on April 8 at Amarillo and went 3-for-5 with two home runs and five RBI...it was his second career two-homer game and the first round tripper was a grand slam...the five RBI matched his minor league career high...began the year with a season-high 14-game hitting streak through April 26 (24-for-68, .353) and reached base safely in 30 of his first 31 games through May 17 (.360 batting average, .411 on-base percentage)...struck out a career-high four times April 15 against Corpus Christi (also Aug. 13 at Tulsa)...hit .329 in 18 games in April and then batted .301 in 21 games in May...had a 10-game hitting streak from May 5 to 17 (19-for-42, .451)...had eight consecutive multiple hit games from May 6-15 and four straight multi-RBI games from May 6-10 (11 RBI total)...connected for his second two-homer game of the season and third of his career when he went 2-for-3 with a career-high tying five RBI on May 8 at Amarillo...reached base safely in 24 consecutive games from May 24 to Aug. 16...hit .270 with a .365 on-base percentage during the streak...was placed on the injured list May 29 with an anterior labral tear and missed nearly seven weeks...was reinstated July 14...belted his second grand slam of the season July 17 at Frisco...had six home runs over his first 53 games through Aug. 7...then slugged 12 home runs over his final 43 contests...had six home runs and 23 RBI in 24 games in August...also hit six home runs in 24 games in September...was batting .271 with 13 home runs and 61 RBI in 87 games with Midland when he was moved up to Las Vegas Sept. 19...went 9-for-35 (.257) with a double, five home runs and five RBI in nine games with the Aviators...had his third two-homer game of the season and the fourth of his career Sept. 26 at Sacramento...hit .228 with three home runs and seven RBI in 21 games with Mesa in the Arizona Fall League following the season.

2021—Played for three different teams in his professional debut and hit a combined .333 with seven home runs and 30 RBI in 36 games...added 20 walks for a .422 on-base percentage...slugged .565 and had a .987 OPS...was successful in 13-of-15 (86.7%) stolen base attempts...tied for eighth in the A's farm system in stolen bases...hit .336 with six of his seven home runs against right-handed pitchers compared to .318 against left-handers...batted .447 with runners in scoring position...was 3-for-4 (.750) with two doubles and nine RBI with the bases loaded...started 34 games on defense, all at third base...committed nine errors for a .871 fielding percentage...batted second in the order 32 times...was rated as the A's No. 2 prospect by *Baseball America* following the season...signed with the A's on July 24 and made his professional debut with the A's affiliate in the Arizona Complex League on Aug. 9 at the Giants-Black...went 2-for-2 with two RBI and two stolen bases that day and was promoted to Low-A Stockton on Aug. 10...hit .298 with seven home runs and 22 RBI in 32 games with the Ports...during his time at Stockton (Aug. 10-Sept. 25), he tied for third in the Low-A West in runs (26), home runs and extra base hits (16), ranked fourth in total bases (68), tied for fourth in walks (19) and fifth in RBI, slugging (.548) and OPS (.941)...hit his first professional home run on Aug. 24 against Inland Empire...had a career-high five RBI in a 9-3 win over Fresno on Sept. 2...was 5-for-6 with four runs scored, a double, two home runs and four RBI on Sept. 14 vs. Modesto...the hits and home runs were career highs...was moved up to Triple-A Las Vegas on Sept. 26...hit safely in each of his three games with the Aviators, going 7-for-12 (.583) with six RBI...matched his career high with five RBI on Sept. 27 against Oklahoma City.

PERSONAL/MISCELLANEOUS

Zachary Dunn Gelof was originally signed by A's scout Tripp Faulk...graduated from Cape Henlopen High School (Del.) and was named 2018 Delaware Gatorade Player of the Year...attended the University of Virginia where he hit .316 with 16 home runs, 91 RBI and 32 stolen bases in 137 games in three seasons.

LIFETIME PLAYING RECORD

Year	Club	AVG.	G	AB	R	H	2B	3B	HR	RBI	SH	SF	HP	BB	SO	SB	CS	OBP	SLG	E
2021	ACL A's	1.000	1	2	1	2	0	0	0	2	0	0	1	0	0	2	0	1.000	1.000	0
	Stockton	.298	32	124	26	37	8	1	7	22	0	1	1	19	36	11	2	.393	.548	8
	Las Vegas	.583	3	12	3	7	1	0	0	6	0	0	0	1	2	0	0	.615	.667	1
2022	Midland	.271	87	354	54	96	16	2	13	61	0	1	0	47	110	9	2	.356	.438	9
	Las Vegas	.257	9	35	7	9	1	0	5	5	0	0	0	3	11	1	0	.316	.714	2
2023	Las Vegas	.304	69	263	60	80	21	1	12	44	1	1	2	41	86	20	5	.401	.529	8
	OAKLAND	.267	69	270	40	72	20	1	14	32	0	1	3	26	82	14	2	.337	.504	3
2024	OAKLAND	.211	138	497	60	105	20	2	17	49	3	5	4	38	188	25	3	.270	.362	7
	Las Vegas	.125	2	8	1	1	0	0	1	2	0	1	0	1	3	0	0	.200	.500	0
Major League Totals		.231	207	767	100	177	40	3	31	81	3	6	7	64	270	39	5	.294	.412	10
Minor League Totals		.291	203	798	152	232	47	4	38	142	1	4	4	112	248	43	9	.379	.503	2

CAREER TRANSACTIONS


2018 — Selected by the Cleveland Indians organization in the 38th round of the First-Year Player Draft, did not sign.
2021 — Selected by the Oakland Athletics organization in the 2nd round of the First-Year Player Draft.
2024 — On the injured list, April 24 to May 13; included rehabilitation assignment to Las Vegas, May 11 to 13.

WORLD BASEBALL CLASSIC RECORD

Year	Club	AVG.	G	AB	R	H	2B	3B	HR	RBI	SH	SF	HP	BB	SO	SB	CS	OBP	SLG	E
2023	Israel	.000	4	13	0	0	0	0	0	0	0	0	0	1	7	0	0	.071	.000	0

GELOF'S CAREER BESTS

Hits: 4 (three times), last: April 7, 2024 at Detroit
Home Runs: 2, August 13, 2023 at Washington
Runs Batted In: 4 (three times), July 14, 2024 at Philadelphia
Stolen Bases: 2 (three times), last: August 28, 2024 at Cincinnati
Hitting Streak: 9, September 15 to 23, 2023
Hitless Streak (At Bats): 20, May 24 to 30, 2024
Game Ending RBI: None
Grand Slams: 1, July 14, 2024 at Philadelphia (Garrett Stubbs)
Pinch-Hit Home Runs: None
Inside-The-Park Home Runs: None
Lead Off Home Runs: None

**RIGHT-HANDED PITCHER****Height/Weight:** 6-2 / 215**Bats/Throws:** Right / Right**Birthdate:** May 20, 1999**Opening Day Age:** 25**Birthplace/Resides:** Flowood, Mississippi / Brandon, Mississippi**Major League Service:** 41 days**Obtained:** Acquired from the New York Mets with Adam Oller for Chris Bassitt, March 12, 2022.**Contract Status:** First year of a one-year contract through 2025
 [Updated Stats](#)
CAREER HIGHLIGHTS

Made his Major League debut with the A's in 2024 and went 1-1 with a 4.24 ERA in eight games, including six starts...was originally a first round draft pick of the Dodgers in 2018 but did not sign...signed with the Mets after being selected in the second round in 2020 but did not pitch that year as he was recovering from "Tommy John" surgery in college...was traded to the A's in the Chris Bassitt deal in the spring of 2022...is 15-16 with a 4.68 ERA in 59 games, including 58 starts, in four seasons in the minors...was rated as the Mets fifth-best prospect by MiLB.com in 2021 and the A's eighth-best in 2022...pitched for Mesa in the Arizona Fall League in 2022.

2024 HIGHLIGHTS

- Made his Triple-A and Major League debuts in 2024...combined for an 8-4 record, a 5.26 ERA and .765 opponents OPS in 21 games, including 20 starts, with Double-A Midland and Triple-A Las Vegas...was promoted to Oakland on Aug. 20 and went 1-1 with a 4.24 ERA and .736 OPS in eight games, including six starts, with the A's.
- Walked nine batters in 34.0 innings with Oakland, an average of 2.38 per nine innings...struck out 29 for a strikeout-to-walk ratio of 3.22
- Had a .275 opponents batting average, which broke down to .226 (14-for-62) with a .575 OPS against right-handed hitters and .319 (22-for-69) with a .881 OPS against left-handers...surrendered three of his four home runs to lefties.
- Allowed a .244 batting average and all four of his home runs with the bases empty...opponents hit .333 with runners on, including .300 with runners in scoring position.
- Was 1-1 with a 4.45 ERA in his six starts, 0-0 with a 2.45 ERA in two relief appearances...did not inherit any runners and retired both of the first batters he faced in relief.
- Opponents were 9-for-18 (.500) with two home runs when putting the first pitch in play.
- Began the season at Double-A Midland and was 4-1 with a 4.15 ERA in six starts when he was promoted to Triple-A Las Vegas on May 8...went 4-3 with a 5.72 ERA in 15 games, including 14 starts, with the Aviators.
- Had minor league career highs in every counting category...made 21 appearances, including 20 starts, after tallying just 38 starts over his first three seasons.
- Ranked fourth in the A's farm system in games started, tied for fourth in wins (8), sixth in innings pitched (102.2) and ninth in strikeouts (97).
- Allowed a .273 opponents batting average, which broke down to .267 (65-for-243) with a .712 OPS against right-handed hitters and .282 (46-for-163) with a .843 OPS against left-handers...yielded 17 of his 30 extra base hits to lefties for a .479 slugging percentage (.370 vs. righties).
- Opponents hit .311 with eight of their 13 home runs with runners on base.
- Combined for 2-2 record and a 7.05 ERA in 10 games in his home ballparks...was 6-2 with a 3.88 ERA in 11 starts on the road.
- His teams were 12-8 (.600) in his starting assignments...tossed five innings (or fewer) in 12 of his 20 starts...had two outings longer than 6.0 innings.
- **DAY-BY-DAY:** Began the season at Midland and yielded just one run in 5.0 innings for the win in his first start on April 6 at Corpus Christi...then allowed a career-high tying nine hits in a no decision on April 12 against Amarillo...it was his first of three starts with nine hits (April 18 at Northwest Arkansas, Aug. 3 vs. Albuquerque)...was 1-1 with a 7.24 ERA over his

first three starts...then won each of his final three starts with Midland from April 24 to May 5, compiling a 1.62 ERA and .593 opponents OPS...was 3-1 with a 4.81 ERA in five starts in April and tied for the Texas League lead in wins...was 4-1 with a 4.15 ERA in six starts overall with the RockHounds when he was promoted to Las Vegas May 8...struck out a career-high tying 10 batters in his Triple-A debut on May 11 at Round Rock (also had 10 strikeouts on July 10, 2021 vs. Ft. Meyers)...had a no decision in a 4-3 loss (6.0 ip, 4 h, 1 r, 1 er, 2 bb) and logged a career-high 99 pitches (matched on Aug. 3 vs. Albuquerque)...made one more start on May 16 against El Paso and tossed just 2.1 innings before going on the injured list May 21 with a blister on his right middle finger...was 4-1 with a 3.96 ERA in eight starts at the time of the injury...was reinstated on June 2 and went 4-3 with a 6.05 ERA over his final 13 minor league appearances...made his first career relief appearance in his first game following the blister on June 2 against Sugar Land (3.2 ip, 3 h, 3 r, 3 er, 1 bb, 4 so)...took the loss in three consecutive starts from June 15 to 26 (8.31 ERA) and went 0-3 with an 8.71 ERA in five games, including four starts, in June...the ERA was seventh highest among minor leaguers with 20 or more innings...allowed six of his 13 minor league home runs in June...then went 2-0 with a 5.40 ERA in five starts in July...walked a career-high tying five batters in 4.2 innings on July 1 against Oklahoma City...then won back-to-back starts on July 6 at Oklahoma City and July 13 at Sugar Land to begin a season-ending four-game winning streak...posted a 3.96 ERA over that seven start stretch...had three straight no decisions in three straight extra inning games from July 21 to Aug. 3...allowed a season-high seven runs in 2.1 innings on July 21 against Salt Lake, tossed a career-high tying 7.0 scoreless innings July 27 at Reno and allowed six runs in 6.1 innings on Aug. 3 against Albuquerque...tossed 6.0 scoreless innings in a 2-1 win at Salt Lake on Aug. 9 and then defeated Oklahoma City 9-2 in his final minor league start on Aug. 15...was selected by Oakland on Aug. 20 and made his Major League debut the next day in relief against Tampa Bay...tossed a scoreless eighth and ninth inning, walked one and struck out three...fanned the first batter he faced (Christopher Morel) for his first big league strikeout...walked two batters in 1.2 innings of relief in his next outing on Aug. 24 against Milwaukee, one of two outings with more than one walk (also walked two on Sept. 26 vs. Texas)...made his first ML start on Aug. 29 at Cincinnati and had a no decision in the A's 10-9 loss (5.0 ip, 4 h, 4 r, 4 er, 1 bb, 4 so)...the runs were a career high and he left with a 6-4 lead...the bullpen allowed three runs in the sixth inning for the blown save...spent the rest of the season in the A's starting rotation...had career highs in innings (6.0), strikeouts (7) and pitches (88) on Sept. 3 against Seattle but had a no decision in the A's 3-2 win...was tagged with the first loss of his career in a 9-1 decision to Detroit on Sept. 8 (5.0 ip, 7 h, 3 r, 3 er, 1 bb, 5 so)...allowed a career-high 10 hits Sept. 14 at Chicago (AL)...tossed 4.0 innings, which was his shortest outing as a starter...earned his first ML win in the final game in Coliseum history, a 3-2 A's victory over Texas on Sept. 26 (5.1 ip, 5 h, 2 r, 2 er, 2 bb, 2 so).

CAREER

2023—Was limited to just eight starts due to three separate stints on the injured list with a strained right shoulder...combined for a 1-3 record and a 7.43 ERA in eight starts with Double-A Midland and the A's affiliate in the Arizona Complex League...allowed a .302 opponents batting average and walked 16 batters in 26.2 innings (5.40 per nine innings)...his opponents batting average broke down to .298 with an .885 OPS against left-handed hitters and .305 with an .824 OPS against right-handers...allowed a .324 batting average with runners in scoring position...tossed five innings or fewer in seven of his eight starts...began the season at Midland and was 0-1 with a 9.00 ERA in three starts when he was placed on the injured list April 29 with a strained right shoulder...was reinstated on May 14, started and lost on May 14 at Amarillo (0.1 ip, 4 h, 6 r, 6 er, 1 bb), and returned to the IL with a strained right shoulder on May 15...was sent to the A's affiliate in the ACL on a rehab assignment on July 18 and went 0-1 with a 4.15 ERA in two starts before he was reinstated on July 28...went 1-0 with a 1.00 ERA in two starts before returning to the IL for a third time with a strained right shoulder on Aug. 13...missed the remainder of the season.

2022—Was limited to just 12 starts in his first season in the A's organization due to three stints on the injured list...combined for a 1-4 record, a 5.10 ERA and .710 OPS with Double-A Midland and the A's affiliate in the Arizona Complex League...struck out 46 batters in 42.1 innings (9.78 per nine innings) and walked just 14 for a strikeout-to-walk ratio of 3.29...surrendered just three home runs...had a .250 opponents batting average, which broke down to .216 against right-

handed hitters and .288 against left-handers...his opponents average dropped to .220 with runners in scoring position...allowed just one run in the first inning for a 0.75 ERA...started on at least six days rest in 10 of his 12 starts and exactly five days rest in his other two...tossed five innings or fewer in all 12 of his starts...struck out a season-high seven batters in 3.2 innings in his Double-A debut on April 12 against Corpus Christi but was the losing pitcher in an 11-4 loss (2 h, 2 r, 2 er, 1 bb)...equaled his season high with seven strikeouts in a season-high 5.0 innings April 26 against Frisco...was 0-2 with a 6.14 ERA in four starts when he was placed on the injured list May 4 with a strained right forearm...was reinstated on May 14, had a no decision on May 15 against Corpus Christi (2.0 ip, 2 h, 2 r, 2 er, 3 bb, 3 so), and returned to the IL with the forearm strain on May 16...missed two months before beginning a rehab assignment with the A's affiliate in the Arizona Complex League on July 22...did not allow an earned run in two starts (7.0 ip, 4 h, 1 r, 5 so) and was reinstated from the IL on Aug. 1...went 1-2 with a 5.79 ERA in five starts with the RockHounds following his return...allowed a career-high nine hits in 4.0 innings in a 9-1 loss to Amarillo on Aug. 18...yielded a career-high eight runs in 1.2 innings in a 22-5 loss to Arkansas in his final start on Sept. 1...was placed on the IL for a third time on Sept. 7 with a right ankle laceration and missed the remainder of the season...pitched for Mesa in the Arizona Fall League and went 1-1 with a 2.25 ERA in five starts...was rated as the A's eighth-best prospect by MiLB.com.

2021—Began the season on the injured list as he continued his recovery from “Tommy John” surgery in college...was reinstated on June 1 and combined for a 5-5 record, a 3.03 ERA and .605 opponents OPS in 18 starts in his professional debut with Single-A St. Lucie and High-A Brooklyn...walked just 22 batters in 92.0 innings, an average of 2.15 per nine innings...struck out 81 for a strikeout-to-walk ratio of 3.68...surrendered just three home runs...tied for seventh in the Mets farm system in games started, ranked eighth in innings pitched (92.0) and tied for ninth in strikeouts...allowed a .223 opponents batting average, which broke down to .196 with a .519 OPS against right-handed hitters compared to .263 with a .738 OPS against left-handers...started the season at St. Lucie and made his professional debut on June 3 at Fort Myers...tossed 3.0 scoreless innings but had a no decision in a 7-0 loss (2 h, 2 bb, 1 so)...picked up his first win June 20 at Jupiter in a 6-4 victory (5.0 ip, 4 h, 3 r, 3 er, 1 bb, 4 so)...allowed his third home run of the season in his sixth start on July 3 at Clearwater...did not allow a home run over his final 12 starts (65.1 ip)...struck out a career-high 10 batters in 6.0 scoreless innings for the win on July 10 against Fort Myers...was 2-1 with a 2.56 ERA and .195 opponents batting average in eight starts with St. Lucie when he was promoted to Brooklyn on July 19...went 3-4 with a 3.38 ERA and .240 opponents batting average in 10 starts with the Cyclones...posted a 1.26 ERA over his final five starts beginning Aug. 25...had a 14.0-inning scoreless streak from Sept. 8-19...tossed a career-high 7.0 scoreless innings against Jersey Shore on Sept. 14...went 2-2 despite a 1.14 ERA and .186 opponents batting average in four starts in September...was rated as the Mets fifth-best prospect by MiLB.com and sixth-best by *Baseball America* following the season.

2020—Did not pitch as he was recovering from “Tommy John” surgery prior to being drafted.

PERSONAL/MISCELLANEOUS

John Thomas Ginn was originally signed by Mets scout Jet Butler...graduated from Brandon (Miss.) High School where he was named the Gatorade Mississippi Player of the Year as a senior...attended Mississippi State University and was named the Perfect Game National Freshman of the Year in 2019 season after putting up a 3.13 ERA in 17 starts with 105 strikeouts and 19 walks in 86.1 innings...started Mississippi State's opener in 2020 but left the game with an injury that would lead to “Tommy John” surgery.

LIFETIME PITCHING RECORD

Year	Club	W	L	ERA	G	GS	CG	SHO	SV	IP	H	R	ER	HR	HB	BB	IBB	SO	WP	BK
2020																				
2021	St. Lucie	2	1	2.56	8	8	0	0	0	38.2	26	12	11	3	2	10	0	35	1	1
	Brooklyn	3	4	3.38	10	10	0	0	0	53.1	49	22	20	0	5	12	1	46	1	1
2022	Midland	1	4	6.11	10	10	0	0	0	35.1	38	28	24	3	4	14	0	41	7	1
	ACL A's	0	0	0.00	2	2	0	0	0	7.0	4	1	0	0	0	0	0	5	1	0
2023	Midland	1	2	8.06	6	6	0	0	0	22.1	27	23	20	2	5	13	0	11	1	0
	ACL A's	0	1	4.15	2	2	0	0	0	4.1	5	3	2	0	0	3	0	6	0	1
2024	Midland	4	1	4.15	6	6	0	0	0	30.1	31	18	14	3	3	10	0	28	0	0
	Las Vegas	4	3	5.72	15	14	0	0	0	72.1	80	50	46	10	6	30	0	69	4	0
	OAKLAND	1	1	4.24	8	6	0	0	0	34.0	36	16	16	4	2	9	1	29	0	0
	Major League Totals	1	1	4.24	8	6	0	0	0	34.0	36	16	16	4	2	9	1	29	0	0
	Minor League Totals	15	16	4.68	59	58	0	0	0	263.2	260	157	137	21	25	92	1	241	15	4

CAREER TRANSACTIONS

2018 — Selected by the Los Angeles Dodgers organization in the 1st round (30th selection overall) of the First-Year Player Draft, did not sign. **2020** — Selected by the New York Mets organization in the 2nd round of the First-Year Player Draft. **2022** — Traded to the Oakland Athletics with pitcher Adam Oller for pitcher Chris Bassitt, March 12.

GINN'S CAREER BESTS

Low Hit Complete Game: None

Innings Pitched: 6.0, September 3, 2024 vs. Seattle

Strikeouts: 7, September 3, 2024 vs. Seattle

Pitches: 88, September 3, 2024 vs. Seattle

Longest Winning Streak: 1, September 26, 2024 to present

Longest Losing Streak: 1, September 8, 2024

Longest Scoreless Streak: 7.0, September 3 to 8, 2024

**INFIELDER****Height/Weight:** 6-3 / 222**Bats/Throws:** Right / Right**Birthdate:** June 24, 1998**Opening Day Age:** 26**Birthplace/Resides:** Arlington Heights, Illinois / Olympia, Washington**Major League Service:** 52 days**Obtained:** Selected in the seventh round of the 2021 First-Year Player Draft**Contract Status:** First year of a one-year contract through 2025
 [Updated Stats](#)
CAREER HIGHLIGHTS

Was the A's seventh round selection in the 2021 First-Year Player Draft and hit .146 with three home runs and 12 RBI in 36 games in his Major League debut in 2024...is a .281 hitter with 38 home runs, 186 RBI and an .818 OPS in 320 games in four professional seasons...also has 152 walks and 34 hit by pitches for a .378 on-base percentage...has played in 265 games at third base, 39 at second base, eight at shortstop and one at first base...was rated as the A's 10th-best prospect by MLB.com in 2023...was named an A's Organizational All-Star by MLB.com in 2022...played for Mesa in the Arizona Fall League following the 2023 season.

2024 HIGHLIGHTS

- Made his Major League debut and hit .146 with three home runs and 12 RBI in 36 games over two stints with the A's...also batted .281 with eight home runs, 45 RBI and an .804 OPS in 74 games with Triple-A Las Vegas.
- Added 17 walks with the A's and was hit by a pitch twice for a .276 on-base percentage.
- Hit .167 (5-for-30) against left-handed pitchers, .137 (10-for-73) with all three of his home runs and 11 of his 12 RBI against right-handers.
- Had a .069 batting average with the bases empty, .244 with runners on...hit .250 with runners in scoring position.
- Batted .193 with all three of his home runs and 11 of his 12 RBI in 19 home games...hit .087 on the road.
- Hit .225 with all three of his home runs during the day, .095 at night.
- Had a .049 batting average with two strikes.
- Appeared exclusively at third base on defense where he made 31 starts...committed three errors in 35 games overall at third for a .963 fielding percentage.
- Made 19 starts hitting eighth in the order and 12 from the nine spot.
- In addition to 74 games with Las Vegas, he also had a one-game rehab assignment with the A's affiliate in the Arizona Complex League...batted .282 with a career-high .386 on-base percentage in 75 minor league games overall.
- Hit .360 (27-for-75) with a .909 OPS against left-handed pitchers, .253 (50-for-198) with eight of his nine home runs and a .778 OPS against right-handers.
- Had a .309 batting average with runners in scoring position...was 3-for-5 with a home run and nine RBI with the bases loaded.
- Batted .400 in 12 day games and .315 in 32 contests on the road.
- Hit .236 with five home runs and 26 RBI over innings 1-6, .395 with four home runs and 21 RBI from the seventh inning on.
- Started 57 games at third base, 12 at second base, three at designated hitter and one at shortstop...committed two errors as a third baseman (.984 fielding percentage) and also had one at second base.
- Saw his most action with 20 starts batting seventh and 18 hitting sixth.
- **DAY-BY-DAY:** Went 3-for-4 with a triple and a career-high tying four RBI April 7 at Sugar Land...the three hits were a season-high and he had six three-hit games as a minor leaguer in 2024...homered in back-to-back games at Sacramento on April 27 and 28...had a grand slam and a minor league career-high tying four RBI in the latter contest...batted .304 with a .427 on-base percentage and 20 RBI in 23 games in April...ranked seventh in the Pacific Coast

League in on-base percentage in April and tied for 10th in RBI...walked three times in a game for the first time in his career in the first game of the May 1 doubleheader against Reno...was batting .289 with three home runs, 20 RBI and a .418 on-base percentage in 27 games when he was selected by the A's on May 3...made his Major League debut that day against Miami in Oakland and went 0-for-3 with two strikeouts in a start at third base...collected his first ML hit the next day against the Marlins when he hit a solo home run off Darren McCaughan in the fourth inning...homered again off McCaughan in his next at bat in the sixth inning to become the first player in Oakland history to have his first two career hits be home runs...is the 11th player in Athletics history to hit his first two home runs in the same game (last: Ramón Laureano, Aug. 20, 2018)...joins Bert Campaneris (July 23, 1964) as the only players in Athletics history with a two-homer game in the first or second game of their career (Campaneris did it in his first game)...had career highs in home runs, RBI (3) and runs (3)...homered again in the first game of the May 8 doubleheader against Texas but then went 1-for-21 over his next 11 games and was batting .116 with three home runs and five RBI in 17 games overall with the A's when he was optioned to Las Vegas on May 24...was 4-for-15 (.267) in four games before he was placed on the injured list June 4 with a left foot contusion...went 1-for-3 with a home run and two RBI on a one-game rehab assignment with the A's affiliate in the ACL on June 21 and was reinstated from the IL the next day...was 3-for-4 with two home runs June 25 against Sacramento...it was his third career minor league two-homer game and he equaled his minor league career high in runs (3)...hit safely in his first six games following his return (10-for-23, .435) before he was recalled by the A's for his second stint on July 2...hit safely in his first two games (2-for-8, .250) to snap a career-high 0-for-18 streak...also hit safely in back-to-back games on July 6 and 7 against Baltimore (4-for-7, .571) for his only two hitting streaks of the season...had his first career three-hit game on the sixth against the Orioles when he went 3-for-4 with a walk, a career-high two doubles and a career-high tying three runs scored...went 0-for-14 over his final six games beginning July 20 and was hitting .167 with seven RBI in 19 games during his second stint when he was optioned to Las Vegas on Aug. 1...spent the remainder of the season with the Aviators, batting .254 with three home runs and 18 RBI over his final 37 games...went 2-for-5 on Aug. 2 against Albuquerque to extend his minor league hitting streak to a career-high 11 games dating back to May 26 (17-for-43, .396)...was 0-for-4 on Aug. 17 against Oklahoma City, snapping a minor league career-high 32-game reaching base streak...batted .293 with a .400 on-base percentage during the streak...singled, walked a minor league career-high tying three times and was hit by a pitch on Sept. 14 at Albuquerque...reached base safely a career-high five times...matched his career high with three runs scored the next day against the Isotopes...hit .300 with a .425 on-base percentage in 17 games in September.

CAREER

2023—Split his season between Double-A Midland and Triple-A Las Vegas and batted a combined .279 with nine home runs, 62 RBI and an .807 OPS in 105 games...had career highs in doubles (23), triples (3) and hit by pitches (17) and matched his best in walks (50)...was successful in 10-of-11 (90.9%) stolen base attempts...led the A's farm system in hit by pitches, ranked sixth in on-base percentage (.383), ninth in batting, 10th in OPS and tied for 10th in RBI and walks (50)...batted .291 with an .833 OPS against right-handed pitchers compared to .248 with a .737 OPS against left-handers...hit .238 with the bases empty, .324 with runners on...had a .303 average with runners in scoring position...seven of his nine home runs were solo shots and seven came in his home ballparks...started 96 games at third base, four at designated hitter, three at second base and one at shortstop...made nine errors as a third baseman (.966 fielding percentage)...also had one error at shortstop...made starts in every spot in the order except first, fourth and fifth...saw his most action with 54 starts in the three spot...was rated as the A's 10th-best prospect by MLB.com...played for Mesa in the Arizona Fall League following the season and hit .192 with two RBI in 17 games...walked 15 times and was hit by a pitch twice for a .391 on-base percentage...began the season at Double-A Midland and reached base safely in 26 of his first 27 games through May 11...hit .327 with a .450 on-base percentage over that span...drove in a run in seven consecutive games from April 21-30 (10 RBI total)...hit .328 with a .459 on-base percentage in 18 games in April...equaled his career high with four RBI on May 7 against Frisco...batted .292 with a home run and 21 RBI in 24 games in May, giving him a .307 average and 36 RBI in 42 games over the first two months of the season...reached base safely in 18 consecutive

games from June 22 to July 21...hit .349 with a .475 on-base percentage during the streak... had a season-high eight-game hitting streak from June 28 to July 9...went 12-for-27 (.444) with five walks, two hit by pitches (.559 on-base percentage) and seven RBI during the streak...was hitting .283 with five home runs and 48 RBI in 69 games with Midland when he was promoted to Las Vegas on July 14...batted .271 with four home runs and 14 RBI in 36 games in his Triple-A debut...had a career-high four strikeouts July 22 at Salt Lake...batted .333 in 18 games in July... had his second career two-homer game and matched his career high with four hits on Aug. 31 against Salt Lake...was placed on the injured list Sept. 10 with a concussion and missed the remainder of the season.

2022—Began his first full professional season at High-A Lansing and hit .304 with seven home runs and 18 RBI in 29 games before he was moved up to Double-A Midland...batted .286 with 10 home runs and 45 RBI in 84 games with the RockHounds...combined for a .290 batting average, 17 home runs, 63 RBI and an .849 OPS in 113 games overall...had career highs in batting, slugging (.475), OPS, runs (73), hits (121), home runs, RBI, walks (50), stolen bases (11), extra base hits (41), games and strikeouts (83)...ranked second in the A's farm system in OPS and runs, third in batting, slugging and hits, fourth in on-base percentage (.374), tied for fifth in extra base hits, seventh in RBI, eighth in doubles (22) and home runs, tied for eighth in walks and tied for 10th in stolen bases...hit .304 with an .884 OPS against left-handed pitchers, .286 with an .838 OPS and 14 of his 17 home runs against right-handers...started 86 games at third base, 21 at second base and four at designated hitter...committed nine errors as a third baseman (.958 fielding percentage) and three as a second baseman (.970)...made starts at every spot in the batting order except eighth and had his most starts hitting second (32)...was named an A's Organizational All-Star by MLB.com...finished April with a .302 batting average and .422 on-base percentage in 15 games and then hit .328 with a .413 on-base percentage, seven home runs, 16 RBI and a 1.148 OPS in 18 games in May...had six home runs and 11 RBI over a 10-game stretch from May 4-17...connected for his first career two-homer game May 11 against Dayton...was promoted to Midland on May 27 and went 11-for-23 (.478) with five multiple hit games, five doubles, a home run and five RBI in his first six games at the Double-A level...had his first career four-hit game July 31 against San Antonio...that began a career-high 10-game hitting streak that ran through Aug. 16...went 16-for-40 (.400) with 11 runs, seven RBI and six stolen bases during the streak... stole a career-high three bases Aug. 12 at Tulsa...went 13-for-34 (.372) with 10 RBI over his final 10 games beginning Sept. 4.

2021—Made his professional debut with the A's affiliate in the Arizona Complex League and played in two games before he was transferred to High-A Lansing on Aug. 11...appeared in 25 games with the Lugnuts and batted .238 with three home runs and 14 RBI in 27 games overall... added 10 walks and four hit by pitches for a .347 on-base percentage...hit .318 against left-handed pitchers compared to .210 against right-handers...started 17 games at third base, four at shortstop and three at second base...made one error each at shortstop and third base...made starts in the five (nine games), two (eight games), six (seven games) and four (one game) spots in the order...made his debut on Aug. 9 at the Giants-Black and singled, walked and drove in a run in two plate appearances...was moved up to Lansing on Aug. 11...hit his first professional home run Aug. 14 against Dayton and all three of his home runs came over a five-game stretch from Aug. 14-19...hit his first career grand slam and drove in a career-high four runs Aug. 19 at Great Lakes.

PERSONAL/MISCELLANEOUS

Brett Steven Harris was originally signed by A's scout James Coffman...graduated from John Hershey High School...redshirted at Houston in 2017 before transferring to Central Arizona College...then batted .324 with a .427 on-base percentage, 10 home runs and 78 RBI in three seasons at Gonzaga University...was named a *Collegiate Baseball* Third-Team All-American in 2021.

LIFETIME PLAYING RECORD

Year	Club	AVG.	G	AB	R	H	2B	3B	HR	RBI	SH	SF	HP	BB	SO	SB	CS	OBP	SLG	E
2021	AZL Athletics	.667	2	3	2	2	0	0	0	3	0	0	0	2	0	0	0	.800	.667	0
	Lansing	.222	25	81	14	18	3	0	3	11	1	0	4	8	20	3	1	.323	.370	2
2022	Lansing	.304	29	102	22	31	7	0	7	18	0	1	1	19	21	0	0	.415	.578	5
	Midland	.286	84	315	51	90	15	2	10	45	5	2	7	31	62	11	5	.361	.441	7
2023	Midland	.283	69	258	44	73	16	3	5	48	1	3	12	40	42	6	1	.399	.426	6
	Las Vegas	.271	36	129	19	35	7	0	4	14	3	0	5	10	27	4	0	.347	.419	4
2024	Las Vegas	.281	74	270	52	76	9	2	8	45	0	1	5	41	62	6	3	.385	.419	2
	OAKLAND	.146	36	103	15	15	3	0	3	12	0	1	2	17	25	0	3	.276	.262	3
	ACL A's	.333	1	3	2	1	0	0	1	2	0	0	0	1	0	0	0	.500	1.333	1
Major League Totals		.146	36	103	15	15	3	0	3	12	0	1	2	17	25	0	3	.276	.262	3
Minor League Totals		.281	320	1161	206	326	57	7	38	186	10	7	34	152	234	30	10	.378	.440	27

CAREER TRANSACTIONS

2021 — Selected by the Oakland Athletics organization in the seventh round of the First-Year Player Draft.

HARRIS' CAREER BESTS

Hits: 3, July 6, 2024 vs. Baltimore

Home Runs: 2, May 4, 2024 vs. Miami

Runs Batted In: 3, May 4, 2024 vs. Miami

Stolen Bases: None

Hitting Streak: 2 (twice), last: July 6 to 7, 2024

Hitless Streak (At Bats): 18, May 11 to July 2, 2024

Game Ending RBI: None

Grand Slams: None

Pinch-Hit Home Runs: None

Inside-The-Park Home Runs: None

Lead Off Home Runs: None

**LEFT-HANDED PITCHER****Height/Weight:** 6-2 / 210**Bats/Throws:** Right / Left**Birthdate:** December 26, 1996**Opening Day Age:** 28**Birthplace/Resides:** Lafayette, Louisiana / Houston, Texas**Major League Service:** 170 days**Obtained:** Selected in the 3rd round of the 2018 First-Year Player Draft**Contract Status:** First year of a one-year contract through 2025
 [Updated Stats](#)
CAREER HIGHLIGHTS

Was the A's third-round selection in the 2018 draft and is 7-10 with a 4.85 ERA in 35 games, including 15 starts, in two seasons in the majors...is 7-17 with a 4.69 ERA in 66 games, including 62 starts, as a minor leaguer...has 290 strikeouts in 242.0 innings, an average of 10.79 per nine innings...missed the 2018 and 2021 seasons due to ulnar collateral ligament problems that eventually led to "Tommy John" surgery...also did not pitch in 2020 due to the pandemic...was named an A's Organizational All-Star by MiLB.com in 2019 and 2022...pitched for Mesa in the Arizona Fall League in 2021.

2024 HIGHLIGHTS

- Went 4-4 with a 2.86 ERA and .724 opponents OPS in 21 games, including nine starts, over four stints with the A's in his second season in the majors...was 3-6 with a 7.14 ERA and .817 OPS in 14 games, six starts, in his first season in 2023.
- Walked 33 batters in 72.1 innings, an average of 4.11 per nine innings...struck out 61 for a strikeout-to-walk ratio of 1.85.
- Allowed a .244 opponents batting average, which broke down to .238 (49-for-206) with a .672 OPS against right-handed hitters and .267 (16-for-60) with an .897 OPS against left-handers.
- Surrendered five of his seven home runs with the bases empty...yielded a .302 average with runners in scoring position and now has a .347 opponents average with RISP in his career.
- His first two appearances and his final 10 were in relief and he was 2-1 with a 3.04 ERA and .619 OPS in his 12 relief outings...appeared in nine games, all as a starter, during his third stint with the A's from May 30 to July 25 and went 2-3 with a 2.76 ERA and .783 OPS in his starting assignments...yielded just one home run in 26.2 innings of relief.
- In three of his nine starts, he was in position to record the win only to have the bullpen blow the save.
- Allowed 5-of-7 (71.4%) inherited runners to score...first batters faced were 3-for-12 (.250)...tossed at least one inning in eight of his nine relief appearances, including five games of two or more innings.
- Went 3-2 with a 2.25 ERA and .638 opponents OPS in 11 games at home, 1-2 with a 3.81 ERA and .852 OPS in 10 games on the road...allowed two home runs in 44.0 innings in Oakland, five in 28.1 innings in away games...finished 5-5 with a 3.87 ERA and .657 OPS in 19 career games in the Coliseum...is 2-5 with a 6.33 ERA and .927 OPS in 16 career appearances on the road.
- Was 1-3 with a 3.40 ERA and .767 OPS in 10 games before the All-Star Break, 3-1 with a 1.82 ERA and .635 OPS in 11 appearances after the break...yielded just one home run in 24.2 innings after the break.
- Went 4-2 with a 1.96 ERA and .652 OPS in 15 night games, 0-2 with a 4.44 ERA and .831 OPS in six day games...allowed five home runs in 26.1 innings during the day, two in 46.0 innings at night.
- Was 1-0 with a 1.27 ERA in four starts on six days rest or more, 1-3 with a 4.07 ERA in five starts on four or five days rest.

- Compiled a 4-3 record, a 2.09 ERA and .648 opponents OPS in 16 games against American League competition...was 0-1 with a 5.51 ERA and .951 OPS in five interleague contests...is now 1-4 with a 7.62 ERA in 11 career interleague appearances.
- Did not allow an earned run in the first inning (9.0 ip, 3 r)...yielded four of his seven home runs in the second inning and had a 6.10 ERA...logged a 2.72 ERA from the third inning on.
- Spent the balance of the season at Triple-A Las Vegas where he went 3-4 with a 6.35 ERA and .836 OPS in 13 starts.
- Struck out 65 batters in 56.2 innings (10.32 per nine innings) but also walked 39 (6.19 per nine innings).
- The three wins were his most as a minor leaguer...his .280 opponents batting average, 63 hits and 6.19 walks per nine innings were his highest.
- His opponents batting average broke down to .267 (48-for-180) with an .826 OPS against right-handers, .333 (15-for-45) with a .878 OPS against left-handers...surrendered seven of his eight home runs to righties.
- Seven of the eight home runs he allowed were solo shots.
- Allowed a .235 opponents batting average the first time through the order, .293 the second time and .356 after that...yielded seven of his eight home runs the first time through the order.
- Had a 6.66 ERA in innings 1-2, a 2.05 ERA in innings 3-4, a 22.74 ERA in the fifth and a 2.25 ERA after that.
- Held the leadoff hitter in the batting order to a .100 batting average but the eight hitter had a mark of .545.
- The Aviators were 5-1 in his no decisions and 8-5 (.615) in his starting assignments...tossed fewer than five innings in nine of his 13 starts.
- **DAY-BY-DAY:** Began the season at Las Vegas and allowed five runs on three hits and three walks a minor league career-low tying 0.2 innings in his first start on April 2 at Sugar Land... was credited with his first win of the season on April 13 against Salt Lake when he allowed a run on two hits and no walks in 6.0 innings in a 9-5 victory...had season-highs in walks (5) and home runs (3) on April 19 against Tacoma but had a no decision in an 11-7 win...was charged with his first loss of the season in a 7-1 decision at Sacramento on April 25 when allowed six runs and a season-high tying five walks in 1.2 innings...finished April with a 1-1 record, a 10.59 ERA and .997 opponents OPS in five starts...walked 16 in 17.0 innings, struck out 15 and surrendered five of his eight minor league home runs...the ERA was fifth highest in the minors among pitchers with 15 or more innings pitched...then went 0-1 with a 3.65 ERA and .578 OPS in three starts with Las Vegas in May...was 1-1 with a 7.56 ERA in seven starts overall when he was recalled by Oakland for the first time on May 6...pitched in relief the next day against Texas...tossed 5.1 innings, which matched the longest relief outing by an Athletic in 2024, and allowed a season-high four runs...was optioned back to Las Vegas following the game, tossed 4.0 scoreless innings in a no decision at Round Rock on May 12 and was recalled by Oakland for a second time on May 15...pitched 3.1 scoreless innings of relief on May 16 at Houston and was sent back to the Aviators on May 17...took the loss at Tacoma on May 24 before the A's called again on May 30...was placed in the starting rotation and went 1-0 with a 1.66 ERA over his first four starts from May 30 to June 18...the pen blew the save in all three of his no decisions over that stretch...had a career-high tying seven strikeouts May 30 at Tampa Bay...tossed 6.0 scoreless innings in a no decision in the A's 2-1 win over Toronto on June 7...recorded his first win of the season in the A's 7-5 victory over Kansas City on June 18...then lost three consecutive starts from June 23 to July 5 (5.02 ERA)...allowed three runs on a career-high 10 hits in 3.1 innings in a 3-0 loss at Arizona on June 29...tossed a season-high 103 pitches in 5.0 innings in a 3-2 loss to Baltimore on July 5...was placed on the paternity list July 9...was reinstated on July 12 and had a no decision that day in the A's 6-2 win at Philadelphia...walked a career-high six batters in 3.0 innings, which matched the shortest outing of his career as a starter...combined on an eight-hit shutout in a 4-0 win over Houston on July 22...tossed a season-high tying 6.2 innings and matched his season-high with seven strikeouts...was optioned to Las Vegas on July 26...went 2-2 with a 4.94 ERA in five starts with the Aviators following his option...struck out a minor league career-high tying nine batters but issued a season-high tying five walks in 5.0 innings on Aug. 2 against Albuquerque...also logged a career-high 101 pitches...tossed a career-high 7.0 innings and allowed just one run in a 6-1 win at Salt Lake on Aug. 7...matched high season highs in runs

(8) and hits (9) in a 10-8 loss to Oklahoma City on Aug. 13...struck out a career-high tying nine batters in 4.2 innings in his final Triple-A start, a 6-3 loss on Aug. 18 against Oklahoma City... was recalled for his fourth stint with the A's on Aug. 24 and pitched exclusively in relief following his return...went 2-1 with a 2.50 ERA in 10 games...did not allow a run in his first two outings and had a career-high 12.2-inning scoreless streak from July 22 to Sept. 6...picked up the win on Sept. 10 at Houston to extend his winning streak to a career-high three games dating back to July 22...had 0.55 ERA and .189 opponents average during that streak, which spanned six games.

CAREER

2023—Split his season between Triple-A Las Vegas and Oakland...went 3-6 with a 7.14 ERA and .817 opponents OPS in 14 games, including six starts, in his Major League debut over three stints with the A's...was also 1-4 with a 6.47 ERA and .880 OPS in 15 games, 14 starts, with the Aviators...went 0-1 with an 11.57 ERA and 1.040 opponents OPS over his first five games at the ML and minor league level (four with Las Vegas, one with Oakland)...then posted a 2-0 record, a 2.16 ERA and .517 OPS over his next eight games from May 4 to June 13 (four with Las Vegas, four with Oakland)...finished the season by going 2-9 with an 8.91 ERA and .980 OPS over his final 16 games (nine with Oakland, seven with Las Vegas)...allowed a .269 opponents batting average with Oakland, which broke down to .258 with a .807 OPS against right-handed hitters compared to .314 with a .858 OPS against left-handers...surrendered 25 of his 30 extra base hits to righties, including nine of his 10 home runs...opponents hit .400 with runners in scoring position and were 4-for-7 (.571) with a double and walk with the bases loaded...seven of his eight relief appearances came in games started by an opener...tossed at least 3.1 innings in seven of his relief appearances, including 5.0 or more three times...the one exception was 0.1 innings in a traditional relief appearance in his ML debut...was 1-5 with a 7.80 ERA and .942 opponents OPS in his six starts, 2-1 with a 6.55 ERA and .696 OPS in eight relief appearances...as a starter, opponents hit .229 against him the first time through the order, .326 the second time and .414 the third time...was 2-3 with a 5.79 ERA and .679 opponents OPS in eight games in Oakland, 1-3 with a 9.12 ERA and 1.002 OPS in six games on the road...compiled a 2-3 record and a 6.02 ERA in eight games against American League teams, a 1-3 record and a 9.13 ERA in six interleague contests...had minor league career highs in ERA (6.47), runs (44) and home runs (12)...walked 38 batters in 57.0 innings, an average of 6.00 per nine innings, and had a .382 opponents on-base percentage...struck out just 55 for a strikeout-to-walk ratio of 1.45...his opponents batting average broke down to .251 with an .841 OPS against right-handed hitters compared to .327 with a .997 OPS against left-handers...yielded a .236 average with runners in scoring position... had a .229 opponents batting average the first time through the order, .307 after that...however, compiled a 7.52 ERA over innings 1-3, a 3.86 ERA from the fourth inning on...held the three hitter in the order to a .125 batting average but the eighth hitter batted .360...opponents hit .159 with two strikes but they were 13-for-21 (.619) with a double, triple and home run when putting the first pitch in play...tossed five innings or fewer in 14 of his 15 appearances, including fewer than five innings 10 times...began the year at Las Vegas and walked a minor league career-high six batters in 1.2 innings in his first start on April 4 against Oklahoma City...tossed 2.2 scoreless innings in his next start five days later against the Dodgers and was 0-1 with a 6.23 ERA in two starts when he was recalled by Oakland on April 14...made his Major League debut that night against the Mets...entered the game to start the fifth inning with the A's trailing 6-3...retired the first batter he faced (Vogelbach groundout) but his next seven batters were BB, BB, BB, BB, BB, BB, 2B, BB...walked five batters in 0.1 innings to become the sixth AL, NL or FL pitcher since 1901 to walk five or more in his debut while pitching less than an inning (last: Justin Dunn, Sept. 12, 2019 for Seattle)...allowed six runs, which matched the most by A's pitcher in a debut of fewer than one inning (Sam Gray, April 19, 1924 at Boston; James York, Sept. 12, 1919 vs. CWS)...was optioned back to the Las Vegas the next day...yielded six runs in 7.0 innings over his first two starts but then had no decisions and a 1.83 ERA over his next four starts...struck out a minor league season-high six batters in back-to-back starts on May 16 and 21 at Salt Lake...was 0-0 with a 3.38 ERA in six starts during his second stint with the Aviators when he was recalled by Oakland on May 27...went 2-0 with a 2.45 ERA, 184 opponents batting average and .501 OPS over his first four games following his return...tossed 5.0 scoreless innings in relief of opener Adam Pruitt on May 27 against Houston...struck out Kyle Tucker in the fourth inning for his first career strikeout... picked up his first win in his first start on June 7 at Pittsburgh, a 9-5 A's victory (5.0 ip, 4 h, 3 r,

3 er, 3 bb, 2 so)...also won his next appearance June 13 against Tampa Bay in relief of Shintaro Fujinami...allowed just one run in a career-high 7.0 innings...it tied for the sixth longest outing by a reliever in Oakland history and was the longest since Reggie Harris logged 7.0 innings on Aug. 14, 1990 against Boston...then went 0-6 with an 8.27 ERA, .307 opponents batting average and .954 OPS over his next eight games from June 18 to Aug. 2...the losing streak matched the longest by an Athletic in 2023 (Kaprielian, April 9-May 31)...was charged with the first loss of his career June 18 against Philadelphia when he allowed two runs in 6.0 innings in a 3-2 loss...struck out a career-high seven...logged a career-high 105 pitches in 4.2 innings in a 9-0 loss at Detroit on July 6...surrendered a career-high eight runs in a 10-1 loss in a start at Los Angeles (NL) on Aug. 2...also yielded a career-high three home runs and tossed 3.0 innings, which was his shortest outing as a starter...was 2-6 with a 6.10 ERA in 12 games, six starts, during his second stint with Oakland when he was optioned to Las Vegas Aug. 3...made two starts with the Aviators, including Aug. 15 at Reno when he allowed a career-high 11 runs on a career-high 10 hits in 2.1 innings in a 17-12 loss...was recalled by Oakland a third time on Aug. 22 and picked up the win in relief that day against Kansas City to snap his six-game losing streak (3.2 ip, 5 h, 4 r, 4 er, 2 bb, 5 so)...was sent back to Las Vegas the next day and finished the season with the Aviators, going 0-1 with a 6.30 ERA over his final five appearances...tossed a minor league season-high 6.0 innings in a 9-1 loss to Sacramento on Sept. 5...surrendered a career-high four home runs and allowed three more round-trippers in his next start on Sept. 12 at Round Rock.

2022—Pitched for three different teams in the A's farm system and was a combined 2-4 with a 3.42 ERA and .626 opponents OPS in 23 games, including 22 starts, with High-A Lansing, Double-A Midland and Triple-A Las Vegas...struck out 105 batters in 73.2 innings, an average of 12.83 strikeouts per nine innings...had nearly as many walks (43) and hit batters (7) as hits (51)...held the opposition to a .192 batting average but allowed a .318 on-base percentage...surrendered just six home runs and had a .308 opponents slugging percentage...tied for fourth in the A's farm system in games started and tied for sixth in strikeouts...combined for a 1-1 record, a 1.59 ERA, .130 opponents batting average and .442 OPS in 15 games with Lansing and Midland...then went 1-3 with a 6.35 ERA, .277 opponents average and .880 OPS in eight starts with Las Vegas...his opponents batting average broke down to .175 with a .581 OPS against right-handed hitters compared to .234 with a .729 OPS against left-handers...allowed a .161 average with runners in scoring position...opponents were 1-for-9 (.111) with a grand slam and four strikeouts with the bases loaded...yielded a .140 batting average with two strikes...opponents hit .259 in the first inning, .160 from the second inning on...tossed 3.0 innings or fewer in each of his eight starts with Lansing and logged 5.0 innings or fewer in all 23 outings...was named an A's Organizational All-Star by MiLB.com...began the season on the injured list with a strained left rib cage muscle...was reinstated on April 23 and allowed two runs in 1.0 innings in a start on April 24 against Fort Wayne for the loss...did not allowed an earned run over his next nine starts from April 29 to June 29 (24.2 ip)...yielded one run over that stretch and opponents were 8-for-79 (.101) with 13 walks and 33 strikeouts...was 0-1 with a 4.50 ERA in three starts when he was placed on the injured list May 5 with a sprained right ankle...was reinstated May 22 and allowed an unearned run in 1.2 innings that day at Great Lakes...then had a minor league career-high 23.0-inning scoreless streak from May 29 to July 6...was 0-1 with a 1.38 ERA in seven starts with Lansing when he was promoted to Midland on June 13...went 1-0 with a 1.67 ERA in eight games in his Double-A debut with the RockHounds...went 1-0 with a 0.00 ERA (18.0 ip) and .107 opponents batting average in five starts in June...began August with three consecutive scoreless outings (12.2 ip, 4 h, 10 bb, 20 so)...made his lone relief appearance of the season on Aug. 3 at Arkansas (4.0 ip, 1 h, 3 bb, 6 so)...was promoted to Las Vegas on Aug. 16 and tossed 4.0 scoreless innings in his Triple-A debut that day at Sacramento...allowed two hits and struck out seven...picked up the win in his final start of the season on Sept. 26 at Sacramento when he struck out a career-high nine batters in 5.0 scoreless innings.

2021—Did not pitch as he continued his recovery from “Tommy John” surgery on his left elbow...was assigned to the Mesa in the Arizona Fall League following the season and went 0-1 with a 7.20 ERA in six games, including two starts...struck out 14 and walked 14 in 10.0 innings.

2020—Did not pitch after the minor league season was cancelled due to the pandemic.

2019—Began his professional career with Short-Season Vermont and was 1-3 with a 3.12 ERA in eight games, six starts, when he was promoted to High-A Stockton on July 27...was 0-2 with a 2.51 ERA in seven starts with the Ports and combined for a 1-5 record, a 2.80 ERA and .169 opponents batting average in 15 games, 13 starts, overall...struck out 65 batters in 54.2 innings (10.70 per nine innings)...walked 19 for a strikeout-to-walk ratio of 3.42...surrendered just four home runs (0.66 per nine innings)...his opponents batting average broke down to .149 against right-handed hitters and .229 against left-handers...made his professional debut with a start on June 17 at Connecticut and was the losing pitcher in the Lake Monsters 3-0 loss (3.1 ip, 2 h, 3 r, 3 er, 1 bb, 5 so)...struck out Clark Brinkman in the first inning for his first strikeout...allowed one run in 5.0 innings of relief for his first win on June 28 against Staten Island (2 h, 1 bb, 6 so)...was named an A's Organizational All-Star by MiLB.com

2018—Was signed by the A's on June 11 but was placed on the disabled list June 18 with a left ulnar collateral ligament injury and missed the entire season.

PERSONAL/MISCELLANEOUS

Hogan Anthony Harris was originally signed by A's scout Kelcey Mucker...is married, Maranda... graduated from St. Thomas More High School in Lafayette, Louisiana...attended the University of Louisiana at Lafayette where he compiled a 12-4 record and a 2.87 ERA in three seasons.

LIFETIME PITCHING RECORD

Year	Club	W	L	ERA	G	GS	CG	SHO	SV	IP	H	R	ER	HR	HB	BB	IBB	SO	WP	BK
2018																				
2019	Vermont	1	3	3.12	8	6	0	0	0	26.0	14	11	9	2	3	9	0	36	1	0
	Stockton	0	2	2.51	7	7	0	0	0	28.2	18	8	8	2	1	10	0	29	2	0
2020																				
2021																				
2022	Lansing	0	1	1.38	7	7	0	0	0	13.0	5	4	2	0	2	7	0	18	0	0
	Midland	1	0	1.67	8	7	0	0	0	32.1	15	6	6	0	4	19	0	48	1	0
	Las Vegas	1	3	6.35	8	8	0	0	0	28.1	31	21	20	6	1	17	0	39	2	0
2023	Las Vegas	1	4	6.47	15	14	0	0	0	57.0	60	44	41	12	4	38	0	55	3	0
	OAKLAND	3	6	7.14	14	6	0	0	0	63.0	67	51	50	10	3	28	0	56	1	0
2024	Las Vegas	3	4	6.35	13	13	0	0	0	56.2	63	42	40	8	3	39	0	65	3	1
	OAKLAND	4	4	2.86	21	9	0	0	0	72.1	65	29	23	7	3	33	0	61	3	1
	Major League Totals	7	10	4.85	35	15	0	0	0	135.1	132	80	73	17	6	61	0	117	4	1
	Minor League Totals	7	17	4.69	66	62	0	0	0	242.0	206	136	126	30	18	139	0	290	12	1

CAREER TRANSACTIONS

2018 — Selected by the Oakland Athletics organization in the 3rd round of the First-Year Player Draft. **2024** — On the paternity list, July 9 to 11.

HARRIS' CAREER BESTS

Low Hit Complete Game: None

Innings Pitched: 7.0, June 13, 2023 vs. Tampa Bay


Strikeouts: 7 (three times), last: July 22, 2024 vs. Houston

Pitches: 105, July 6, 2023 vs. Detroit

Longest Winning Streak: 3, July 22 to September 10, 2024

Longest Losing Streak: 6, June 18 to August 2, 2023

Longest Scoreless Streak: 12.2, July 22 to September 6, 2024

**INFIELDER****Height/Weight:** 6-1 / 203**Bats/Throws:** Right / Right**Birthdate:** August 3, 2001**Opening Day Age:** 23**Birthplace/Resides:** San Juan, Puerto Rico / El Paso, Texas**Major League Service:** 150 days**Obtained:** Acquired from the Baltimore Orioles for Cole Irvin and Kyle Virbitsky, January 26, 2023**Contract Status:** First year of a one-year contract through 2025
 [Updated Stats](#)
CAREER HIGHLIGHTS

Made his Major League debut with the A's in 2024 and hit .192 with a home run and 12 RBI in 48 games...was originally selected by Baltimore in the 5th round of the 2019 First-Year Player draft and was traded to Oakland in the Cole Irvin deal prior to the start of Spring Training in 2023...is a .295 career hitter with 34 home runs and 212 RBI in 394 in games in five minor league seasons... has started 203 games at shortstop, 56 at second base and 34 at third base...was rated as the A's ninth best prospect by MLB.com at the end of the 2023 season.

2024 HIGHLIGHTS

- Split his season between Oakland, Triple-A Las Vegas and the injured list...batted .192 with a home run and 12 RBI in 48 games with the A's in his Major League debut...also hit .331 with five home runs, 19 RBI and a .869 OPS in 35 games with the Aviators and missed 73 games while on the big league IL.
- With the A's, batted .279 (12-for-43) with a .652 OPS against left-handed pitchers compared to .143 (11-for-77) with a .418 OPS against right-handers.
- Batted .165 in 32 games in the Coliseum, .244 in 16 games in the road.
- Hit .134 with two strikes.
- Started 22 games at third base, 16 at shortstop and one at second base...made two errors as a third baseman (.964 fielding percentage) and one as a shortstop (.986).
- Hit .262 as a third baseman and .109 at all other positions.
- Started games in each of the bottom four spots in the order and had his most starts batting eighth (20).
- With the Aviators, he had minor league career highs in batting (.331), slugging (.493) and OPS (.869).
- Hit .368 (14-for-38) with a 1.155 OPS against left-handed pitchers, .317 (33-for-104) with a .762 OPS against right-handers...slugged three home runs in 38 at bats against lefties (12.6 at bats per home run), two in 104 against righties (52.2 at bats per home run).
- His batting average dropped to .219 with runners in scoring position...had a .329 average with the bases empty and .480 with a runner on first.
- Batted .338 with four of his five home runs at home, .324 on the road.
- Combined to hit .452 in the second through fourth innings.
- Was 14-for-27 (.519) when putting the first pitch in play.
- Started 29 games at shortstop, three at designated hitter, two at third base and one at second base...committed two errors, both as a shortstop (.982 fielding percentage).
- Made 17 starts in the leadoff spot...hit .351 in 10 starts batting second.
- **DAY-BY-DAY:** Was on the A's Opening Day roster and made his Major League debut in the opener on March 28 against Cleveland...pinch hit in the eighth inning, flied out to center and remained in the game at third base...at the age of 22 years and 238 days, he became the fifth youngest player in Oakland history to make his ML debut on Opening Day...is the youngest since Shooky Babitt in 1981 (22 years, 31 days)...is the youngest player on an A's Opening Day roster since Brett Anderson in 2010 (22 years, 63 days) and the youngest position player since Daric Barton in 2008 (22 years, 222 days)...made his first ML start the next day against Cleveland at third base and went 0-for-2...started his career 0-for-11 before singling

to center field in the seventh inning off Cody Bradford on April 10 at Texas for his first hit...drove in his first run on April 14 against Washington when he walked with the bases loaded...had a career-high eight-game reaching base streak from April 16 to 30...went 6-for-22 with five walks (.393 on-base percentage) during the streak...had two two-game hitting streaks during the streak and never hit safely in more than two straight games...was 3-for-29 (.103) in 17 games when he was optioned to Las Vegas following the game on April 17...walked three times in a game for the first time as a minor leaguer on April 19 against Tacoma...went 4-for-19 (.211) in six games with the Aviators before returning to Oakland on April 25...stole his first base that day at New York (AL) when he went 2-for-2 with a walk...had a career-high three hits May 4 against Miami...was hitting .243 in 12 games during his second stint and .182 in 29 games overall when he was placed on the 10-day injured list May 8 with a left ankle injury...was transferred to the 60-day IL on May 15 and missed 73 games while on the IL...was sent to Las Vegas to begin a rehab assignment on July 20 and went 12-for-33 (.364) with eight runs scored in nine games before he was reinstated from the IL on Aug. 2...had his first career extra-base hit Aug. 9 at Toronto, a third inning solo home run off Jose Berrios...was 9-for-43 (.209) in 15 games following his return from the IL before being optioned to Las Vegas following the game on Aug. 25...hit safely in his first 16 games at Triple-A following his option (28-for-72, .389), which gave him a career-high 18-game minor league hitting streak dating back to July 30 (32-for-80, .400)...had a 25-game reaching base streak from July 20 to Sept. 15 (.381 batting average, .407 on-base percentage)...matched his minor league career high with four hits on Aug. 28 at Sacramento (fourth time)...homered in back-to-back games on Sept. 4 and 5 against Round Rock and hit three of his five minor league homers over a 10-game span from Sept. 4 to 15...was recalled by Oakland for his third stint on Sept. 24 and went 2-for-11 (.182) with three RBI over his final four games...had his first career two-RBI game Sept. 29 at Seattle.

CAREER

2023—Was acquired from the Baltimore organization prior to the start of Spring Training and batted a combined .321 with nine home runs and 71 RBI in 131 games with Double-A Midland and Triple-A Las Vegas...logged career highs in every category except triples, home runs, stolen bases and strikeouts...led the A's farm system in batting and hits (160), tied for second in runs (87), ranked third in doubles (32), fourth in on-base percentage (.386), tied for sixth in RBI and extra base hits (45), eighth in slugging (.456) and tied for 10th in walks (50)...hit .353 with a .901 OPS against right-handed pitchers compared to .228 with a .669 OPS against left-handers...batted .327 with runners in scoring position...was 7-for-14 (.500) with two doubles, two grand slams and 21 RBI with the bases loaded...had a .359 average during day games and .336 on the road...hit .300 or better in every month except September (.277)...batted .396 over the first three innings of a game...hit .266 with 30 of his 71 RBI with two strikes...started 110 games at shortstop, 13 at second base, four at designated hitter and one at third base...committed 14 errors, all in 112 games overall at shortstop (.966 fielding percentage)...made starts at every spot in the batting order...had his most starts hitting cleanup where he batted .347 with four home runs and 29 RBI in 37 games...was listed as the A's ninth best prospect by MLB.com at the end of the season...began the season at Double-A Midland and hit .338 with five home runs and 43 RBI in 71 games with the RockHounds...batted .449 with four home runs and 20 RBI over a 12-game span from April 25 to May 10...was 4-for-4 with four runs scored and three RBI in a 15-14 win over Corpus Christi on April 25...it was his second career four-hit game and the runs scored also matched his best...had a career-high five RBI April 30 against Corpus Christi and did it again on May 9 at Amarillo...had his second career two-homer game in the latter contest...hit .363 with nine doubles, two triples, two home runs, 19 RBI and a .997 OPS in 23 games in May...went 0-for-4 in back-to-back games on June 7 and 8 against Amarillo...it was the first of four times he did not reach base safely in back-to-back games and he never went three or more games without at least a hit, walk or hit by pitch...was 22-for-59 (.373) over a 16-game span from June 9 to 30...had his third career four-hit game on July 8 at Frisco when he went 4-for-6 with a double and a walk...ranked second in the Texas League in batting (.338), tied for third in doubles (20) and fourth in hits (94) at time of his promotion to Triple-A Las Vegas on July 14...batted .300 with four home runs and 28 RBI in 60 games with the Aviators...from July 15 through the end of the season, he tied for fifth in the Pacific Coast League in runs (43) and hits (65)...connected for his first of two grand slams July 16 against Reno...batted .376 with 23 runs scored and a 1.002 OPS

over a 21-game span from July 27 to Aug. 19...began that stretch with a season-best 12-game hitting streak from July 27 to Aug. 9 (18-for-45, .400)...scored a run in nine straight games from Aug. 6-16 (13 runs total)...hit his second grand slam of the season Aug. 4 at Albuquerque...batted .347 with three home runs and 20 RBI over his first 32 games with Las Vegas...hit .301 in August and scored 23 runs in 26 games.

2022—Played for three different teams in the Baltimore farm system and batted a combined .273 with a career-high 12 home runs and 62 RBI in 105 games...went 32-for-36 (88.9%) in stolen base attempts and the stole bases were also a career high...ranked second in the Orioles farm system in stolen bases, tied for fifth in triples (5), tied for seventh in runs (72), eighth in hits (111), ninth in RBI and tied for ninth in doubles (21)...hit .378 with a 1.034 OPS against left-handed pitchers, .244 with a .707 OPS against right-handers...batted .306 with runners in scoring position...started 58 games at shortstop, 22 at second base, 19 at third base and two at designated hitter...made seven errors at short (.965 fielding percentage), six at second (.935) and one at third (.980)...made starts at each spot in the order, including 37 batting leadoff and 30 hitting third...began the season at Single-A Delmarva and hit .283 with six home runs and 25 RBI in 32 games...had his first career two-homer game April 20 against Myrtle Beach...had a season-high eight-game hitting streak from April 27 to May 7 (13-for-37, .351)...batted .322 with five home runs, 16 RBI and a 1.009 OPS in 15 games in 15 games in April...was a perfect 10-for-10 in stolen bases in May and also in August...was promoted to Single-A Aberdeen on May 24 and hit .305 with five home runs and 29 RBI in 60 games with the IronBirds...was successful in each of his first 16 stolen base attempts before his first caught stealing on June 21 against Wilmington...batted .319 in July...was promoted to Double-A Bowie Aug. 30 and went 6-for-53 (.113) with a home run and eight RBI in 13 games before going on the Covid-IL Sept. 16...missed the remainder of the season.

2021—Spent his first full professional season with Single-A Delmarva and batted .277 with six home runs and 52 RBI in 94 games...tied for sixth in the Carolina League in hits (103) and ranked 10th in batting...tied for fourth in the Orioles farm system in stolen bases (22) and tied for fifth in hits...batted .279 against right-handed pitchers and .270 against left-handers...hit .321 on the road and .308 during day games...started 59 games at shortstop, 19 at second base, 11 at third base and four at designated hitter...committed 16 of his 21 errors at shortstop for a .927 fielding percentage...hit .342 in 17 starts in the leadoff spot and was a perfect 8-for-8 in stolen bases...had a 27-game reaching base streak from May 8 to June 15...batted .311 with a .348 on-base percentage during the streak...went 0-for-4 on June 16 and then reached base in 15 straight from June 17 to July 7 (.241 with a .328 on-base percentage)...stole a career-high three bases June 9 at Lynchburg...hit safely in a season-high 10 consecutive games from Aug. 25 to Sept. 9 (17-for-48, .354)...had his best batting average in September when he hit .327 in 13 games.

2020—Did not play as the minor league season was cancelled due to the pandemic.

2019—Made his professional debut with the Orioles affiliate in the Gulf Coast League and batted .263 with two home runs, eight RBI and a .371 on-base percentage in 29 games...hit .272 against right-handed hitters, .222 against left-handers...started 24 games at shortstop and five at designated hitter...went 1-for-3 with a pair of walks and two stolen bases in his debut, a start at shortstop on July 2 at the Red Sox GCL squad...hit his first home run July 24 at the Twins...had his first career four-hit game Aug. 20 against the Braves.

PERSONAL/MISCELLANEOUS

Darell Giovan Hernaiz (Rivera)...attended Americas (TX) High School.

LIFETIME PLAYING RECORD

Year	Club	AVG.	G	AB	R	H	2B	3B	HR	RBI	SH	SF	HP	BB	SO	SB	CS	OBP	SLG	E
2019	GCL Orioles	.263	29	99	19	26	2	1	2	8	0	0	0	17	26	5	0	.371	.364	1
2020																				
(Minor League Season Cancelled — Did Not Play)																				
2021	Delmarva	.277	94	372	62	103	12	0	6	52	1	4	5	28	70	22	6	.333	.358	21
2022	Delmarva	.283	32	127	25	36	7	2	6	25	0	0	3	8	22	9	0	.341	.512	9
	Aberdeen	.305	60	226	41	69	13	3	5	29	0	2	5	22	43	22	3	.376	.456	4
	Bowie	.113	13	53	6	6	1	0	1	8	0	1	0	5	16	1	1	.186	.189	1
2023	Midland	.338	71	278	43	94	20	3	5	43	3	1	0	26	48	7	3	.393	.486	8
	Las Vegas	.300	60	220	44	66	12	1	4	28	3	2	4	24	27	6	2	.376	.418	6
2024	OAKLAND	.192	48	120	8	23	3	0	1	12	1	2	1	11	27	1	1	.261	.242	3
	Las Vegas	.331	35	142	23	47	8	0	5	19	0	3	0	12	22	6	1	.376	.493	2
Major League Totals		.192	48	120	8	23	3	0	1	12	1	2	1	11	27	1	1	.261	.242	3
Minor League Totals		.295	394	1517	263	447	75	10	34	212	7	13	17	142	274	78	16	.359	.425	52

CAREER TRANSACTIONS

2019 — Selected by the Baltimore Orioles organization in the fifth round of the First-Year Player Draft. **2023** — Traded to the Oakland Athletics for pitcher Cole Irvin and minor league pitcher Kyle Virbitsky, January 26. **2024** — On the injured list, May 8 to August 1; included rehabilitation assignment to Las Vegas, July 20 to August 1.

HERNAIZ' CAREER BESTS

Hits: 3, May 4, 2024 vs. Miami

Home Runs: 1, August 9 2024 at Toronto

Runs Batted In: 2, September 29, 2024 at Seattle

Stolen Bases: 1, April 25 2024 at New York (AL)

Hitting Streak: 2 (five times), last: April 17 to August 20, 2024

Hitless Streak (At Bats): 11 (twice), last: May 5 to August 5, 2024

Game Ending RBI: None

Grand Slams: None

Pinch-Hit Home Runs: None

Inside-The-Park Home Runs: None

Lead Off Home Runs: None

**RIGHT-HANDED PITCHER****Height/Weight:** 6-4 / 235**Bats/Throws:** Left / Right**Birthdate:** December 17, 1999**Opening Day Age:** 25**Birthplace/Resides:** Dunedin, Florida / Dunedin, Florida**Major League Service:** None**Obtained:** Acquired from Toronto with Zach Logue, Kevin Smith and Kirby Sneed for Matt Chapman, March 16, 2022**Contract Status:** First year of a one-year contract through 2025[Updated Stats](#)**CAREER HIGHLIGHTS**

Was originally selected by Pittsburgh as a competitive balance pick following the first round of the 2018 draft but did not sign and attended the University of Mississippi...had "Tommy John" surgery on May 17, 2021 but was selected by Toronto in the first round of the draft later that year...did not pitch in the Blue Jays organization as he was traded to the A's in the Matt Chapman deal in the spring of 2022...is 11-13 with a 4.10 ERA in 43 games, including 42 starts, in his career...has 199.2 innings pitched, 130.2 of which came in 2024.

2024 HIGHLIGHTS

- Had his first full season as a professional after surgeries and injuries limited him to just 19 starts in three seasons after being selected by Toronto in the first round of the 2021 draft...combined for a 9-7 record, a 3.44 ERA and .666 opponents OPS in 24 games, including 23 starts, with Double-A Midland and Triple-A Las Vegas.
- Held the opposition to a .216 batting average...walked just 37 in 130.2 innings for an average of 2.55 per nine innings...struck out 119 for a strikeout-to-walk ratio of 3.22.
- Ranked second in the A's farm system in innings pitched and games started, tied for second in wins and third in strikeouts.
- Had all nine of his wins at Midland, which tied for fourth most in the Texas League, despite not pitching there after July 25.
- His opponents batting average broke down to .188 (50-for-266) with a .588 OPS against right-handed hitters compared to .251 (53-for-211) with a .764 OPS against left-handers.
- Yielded a .216 batting average with the bases empty, .216 with runners on.
- Had a .232 opponents batting average the first time through the order, .223 the second time and .182 after that.
- Compiled a 1.65 ERA in odd numbered innings, a 5.58 ERA in even numbered innings.
- Held opponents to a .139 batting average with two strikes.
- Tossed six or more innings in nine of his 23 starts...had not tossed more than 5.0 innings in his career entering the season...allowed one run or fewer in 10 of his starts and walked one batter or fewer 13 times.
- **DAY-BY-DAY:** Made his only relief appearance of the season on Opening Day, April 5 at Corpus Christi...tossed 4.2 scoreless innings in relief of starter Brady Basso to earn the win in a 3-2 decision...went 1-1 with a 5.32 ERA over his first four starts from April 11 to 28 ...then tossed a career-high 7.0 scoreless innings in a 6-0 win at Amarillo on May 4 (2 h, 1 bb, 8 so)...won three consecutive starts from May 16 to 28 (3.45 ERA)...allowed a career-high nine hits and a career-high tying six runs in 5.1 innings on May 16 at Springfield but was the winning pitcher in an 8-7 decision...logged his first career complete game and shutout, a five-inning one-hitter in an 11-0 victory in the second game of a May 23 doubleheader at Frisco (1 bb, 4 so)...did not allow a run in his next start on May 28 against Corpus Christi (5.1 ip, 4 h, 2 bb, 1 so)...went 4-1 with a 3.18 ERA in five starts in May...tied for the TL lead in wins in May, had the fifth lowest opponents OPS (.606) and sixth lowest ERA and opponents batting average (.218)...walked a career-high four batters in 4.0 innings on June 2 against Corpus Christi...matched his career high with 7.0 innings pitched in consecutive starts on June 8 vs. San Antonio and June 15 at Wichita...struck out a career-high nine batters in the former contest...had his second three-game winning streak of the season from June 21 to July 9...compiled a 0.87

ERA and .167 opponents batting average over that four-start stretch...logged a career-high 101 pitches in 5.2 scoreless innings in a 2-1 victory over Frisco on June 21...walked just two batters in 26.0 innings over his final five starts at Midland beginning June 27, but hit five batters over that span...finished June 2-2 with a 1.82 ERA in five starts...ranked third in TL in ERA and fifth in OPS (.596) and opponents batting average (.196)...then went 1-0 with a 1.80 ERA in four starts in July...had the lowest opponents OPS (.476) and batting average (.154) in the TL and ranked third in ERA...had a 9-4 record and a 2.84 ERA in 19 games with Midland when he was promoted to Las Vegas on July 29...was leading the TL in ERA and innings pitched (104.2) at the time of his promotion, was tied for the lead in wins, ranked third in strikeouts (97) and tied for third in games started (18)...went 0-3 with a 5.88 ERA in five starts with the Aviators...had a no decision in his Triple-A debut on Aug. 1 against Albuquerque (6.0 ip, 5 h, 3 r, 3 er, 1 bb, 7 so)...allowed a career-high tying six runs and yielded a career-high three home runs in 6.0 innings in a 13-7 loss to Oklahoma City on Aug. 14...was placed on the development list Aug. 28 to manage his innings and did not pitch the remainder of the season.

CAREER

2023—Pitched for three different teams in the A's farm system and was a combined 2-5 with a 6.05 ERA and .774 opponents OPS in 16 starts with Single-A Stockton, High-A Lansing and Double-A Midland...spent the first two months of the season on the injured list and then made all but two of his starts on six days rest or more...walked 12 batters in 61.0 innings, an average of 1.77 per nine innings...fanned 46 for a strikeout-to-walk ratio of 3.83...allowed a .279 opponents batting average, which broke down to .264 with a .789 OPS against left-handed hitters and .292 with a .759 OPS against right-handers...surrendered six of his nine home runs and issued 10 of his 12 walks to lefties...yielded a .228 batting average and six of his nine home runs with the bases empty, .354 with runners on...opponents hit .329 with runners in scoring position...had a .250 opponents batting average the first time through the order, .324 the second time...made all 16 of his starts in night games...tossed five innings or fewer in all 16 of his starts, including 13 starts of fewer than five innings...picked up the win in two of his three starts in which he pitched enough innings to qualify for the victory...had seven starts with no walks, six with one and three with two...began the season on the injured list with a sprained right elbow...was reinstated on May 29 and was assigned to Single-A Stockton...tossed 4.0 scoreless and hitless innings on July 29 against Lake Elsinore (0 bb, 3 so)...recorded his first professional win on Aug. 19 against San Jose (5.0 ip, 4 h, 3 r, 3 er, 1 bb, 4 so)...was 1-5 with a 7.48 ERA in 12 starts with Stockton when he was promoted to Lansing on Aug. 20...earned win number two when he fired 5.0 scoreless and hitless innings in his first start with the Lugnuts, a 3-2 decision at Dayton on Aug. 26...did not walk a batter and struck out a season-high seven...was named Midwest League Pitcher of the Week for the week ending Aug. 27...was 1-0 with a 1.42 ERA in three starts with Lansing when he was moved up to Midland on Sept. 11...made his Double-A debut on Sept. 16 at Wichita and had a no decision in an 8-7 win (5.0 ip, 6 h, 3 r, 3 er, 0 bb, 5 so)...it was his final outing of the season.

2022—Began the season on the injured list as he continued his recovery from May 17, 2021 "Tommy John" surgery...was sent to the A's affiliate in the Arizona Complex League on July 23 and made his professional debut that day at the Cubs...was the losing pitcher in a 5-1 loss (2.0 ip, 1 h, 1 r, 5 so)...made one more start on July 30 against the Cubs (3.0 ip, 3 h, 2 so) before he was reinstated from the IL and sent to Stockton on Aug. 1...made one start with the Ports on Aug. 6 against Modesto (3.0 ip, 3 h, 1 r, 1 bb, 1 so) before returning to the IL on Aug. 18 with a strained right forearm...missed the remainder of the season...did not allow an earned run in his three starts (8.0 ip).

2021—Was selected by Toronto in the first round of the First-Year Player Draft but did not pitch as he underwent "Tommy John" surgery in college on May 17, 2021.

PERSONAL/MISCELLANEOUS

Gunnar Thomas Hoglund...graduated from Dayspring Academy but competed for Fivay (Port Richey, Fla.) High School...graduated from the University of Mississippi in May 2020...was 10-5 with a 3.68 ERA in 32 games, 31 starts in three seasons...struck out 186 and walked 35 in 154.0 innings...named to the SEC Academic Honor Roll from 2019-21...had his junior season cut short due to a torn UCL and had "Tommy John" surgery on May 17, 2021.

LIFETIME PITCHING RECORD

Year	Club	W	L	ERA	G	GS	CG	SHO	SV	IP	H	R	ER	HR	HB	BB	IBB	SO	WP	BK
2022	ACL A's	0	1	0.00	2	2	0	0	0	5.0	4	1	0	0	0	0	0	7	0	0
	Stockton	0	0	0.00	1	1	0	0	0	3.0	3	1	0	0	0	1	0	1	0	1
2023	Stockton	1	5	7.48	12	12	0	0	0	43.1	56	37	36	9	1	10	0	27	5	2
	Lansing	1	0	1.42	3	3	0	0	0	12.2	5	2	2	0	2	2	0	14	1	1
	Midland	0	0	5.40	1	1	0	0	0	5.0	6	3	3	0	0	0	0	5	0	0
2024	Midland	9	4	2.84	19	18	1	1	0	104.2	78	35	33	12	7	27	0	97	1	0
	Las Vegas	0	3	5.88	5	5	0	0	0	26.0	25	17	17	5	1	10	0	22	1	1
Minor League Totals		11	13	4.10	43	42	1	1	0	199.2	177	96	91	26	11	50	0	173	8	5

CAREER TRANSACTIONS

2018 — Selected by the Pittsburgh Pirates as a competitive balance pick following the 1st round (36th selection overall) of the First-Year Player Draft; did not sign. **2021** — Selected by the Toronto Blue Jays in the 1st round (19th selection overall) of the First-Year Player Draft. **2022** — Traded to the Oakland Athletics with pitchers Zach Logue and Kirby Sneed and infielder Kevin Smith for infielder Matt Chapman, March 16.

**RIGHT-HANDED PITCHER****Height/Weight:** 6-6 / 243**Bats/Throws:** Right / Right**Birthdate:** May 31, 2000**Opening Day Age:** 24**Birthplace/Resides:** Kirkland, Washington / Sacramento, California**Major League Service:** 44 days**Obtained:** Selected in the sixth round of the 2021 First-Year Player Draft**Contract Status:** First year of a one-year contract through 2025
 [Updated Stats](#)
CAREER HIGHLIGHTS

Made his Major League debut in 2024 and was 1-1 with a 4.02 ERA in 18 relief appearances with the A's...was originally selected by Oakland in the sixth round of the 2021 First-Year Player Draft and is 5-8 with 12 saves and a 3.19 ERA in 92 appearances, including 18 starts, in four seasons in the minors...has 169 strikeouts in 149.2 innings (10.16 strikeouts per nine innings) and has walked 52 for a strikeout-to-walk ratio of 3.25...was named to the Pacific Coast League Postseason All-Star team and earned A's Organizational Reliever of the Year honors in 2024.

2024 HIGHLIGHTS

- Began the year at Double-A Midland but made both his Triple-A and Major League debuts... combined to go 4-0 with nine saves, a 0.55 ERA and .480 opponents OPS in 40 games with the RockHounds and Las Vegas...was 1-1 with a 4.02 ERA and .735 OPS in 18 relief appearances with the A's.
- Had a .270 opponents batting average with Oakland and walked nine batters in 15.2 innings for a .370 on-base percentage.
- His opponents average broke down to .257 (9-for-35) with a .737 OPS against right-handed hitters compared to .286 (8-for-28) with a .732 OPS against left-handers.
- Yielded a .320 average with runners in scoring position and opponents were 3-for-4 (.750) with the bases loaded.
- Allowed 3-of-9 (33.3%) inherited runners to score...first batters faced were 4-for-16 (.250) with two walks (.333 on-base percentage).
- Had a 0.84 ERA and .585 opponents OPS in 12 home games, a 10.80 ERA and .963 OPS in six road games.
- Tossed fewer than one inning in eight of his 18 appearances.
- Did not allow a run in 17 relief appearances with Midland and converted all six of his save opportunities before he was promoted to Las Vegas on June 3...went 4-0 with three saves and a 0.92 ERA in 23 games with the Aviators.
- Was named to the Pacific Coast League Postseason All-Star team and earned A's Organizational Reliever of the Year honors.
- Had minor league career highs in wins (4), saves (9), games (40), innings pitched (48.2) and walks (22)...had career lows in ERA (0.55), opponents batting (.154), on-base percentage (.258), slugging (.222) and OPS (.480).
- Tied for second in the A's farm system in saves and tied for seventh in games pitched.
- Allowed just one home run in 48.2 innings.
- Held left-handed hitters to a .105 (6-for-57) batting average and .390 OPS compared to a .181 (19-for-105) with a .528 OPS against right-handers...issued 13 of his 22 walks to lefties.
- Limited the opposition to a .083 average with runners in scoring position.
- Was 9-for-11 (81.8%) in save opportunities...allowed 6-of-17 (35.3%) inherited runners to score...first batters faced were 8-for-34 (.235) with six walks (.350 on-base percentage).
- His highest single-month ERA in the minors was 1.32 in June...did not allow a run in April (7.0 ip), May (12.1 ip) or August (5.1 ip).
- Compiled a 0.38 ERA in the ninth inning.
- Yielded a .113 batting average with two strikes.

- Tossed at least one inning in 36 of his 40 appearances, including two or more eight times... did not allow a run 37 times.
- **DAY-BY-DAY:** Began the season at Midland and recorded the save in each of his first three appearances...inherited his only runners with the RockHounds on May 15 at Springfield when he escaped a bases loaded situation in the eighth inning and retired all four batters he faced for the save...ranked second in the Texas League in saves (6) when he was promoted to Las Vegas on June 3...made his Triple-A debut June 4 at El Paso (1.0 ip, bb)...tossed a season-high 2.1 scoreless innings on June 13 vs. Salt Lake and June 22 at Tacoma...logged a season-high 40 pitches in the latter contest...allowed three runs on three hits in 2.0 innings June 28 against Sacramento to snap a season-opening 30.0-inning scoreless streak... opponents were 16-for-99 (.162) over that stretch...it snapped a 34.1-inning scoreless streak dating back to Sept. 5, 2023...followed that with a seven-game, 8.1-inning scoreless streak from June 30 to July 23...capped the streak by striking out a season-high four in 2.0 perfect innings of relief for the win on July 23 at Reno...walked a minor league career-high tying three batters in 0.2 innings on Aug. 2 vs. Albuquerque...was selected by Oakland on Aug. 17 and made his Major League debut that day against San Francisco (0.2 ip, 1 h, 1 so)...fanned Tyler Fitzgerald in the eighth inning for his first big league strikeout...struck out a career-high two batters Aug. 19 against Tampa Bay (also Sept. 2 vs. Seattle)...had career highs in runs (3), hits (3) and walks (2) and did not retire a batter on Aug. 29 at Cincinnati for his only loss... that gave him a 9.00 ERA, .400 opponents batting average and 1.100 OPS over his first six games...then compiled a 2.31 ERA, .209 opponents average and .562 OPS over his final 12 outings beginning Aug. 31...tossed a career-high 2.0 innings for his first Major League win on Sept. 6 vs. Detroit (1 h, 1 r, 0 er, 2 bb, 1 so)...also logged a career-high 31 pitches...did not allow a base runner over his final five games beginning Sept. 18, retiring all 14 batters that he faced (4.2 ip).

CAREER

2023—Began the year at High-A Lansing and did not allow a run in seven games before he was promoted to Midland on May 9...went 0-2 with three saves and a 5.85 ERA in 25 relief appearances in his Double-A debut...also had two rehab appearances with the A's affiliate in the Arizona Complex League and combined for a 0-2 record, three saves and a 4.26 ERA in 35 games, five starts, with all three teams...struck out a career-high 60 batters in 44.1 innings (12.18 per nine innings)...walked 19 for a strikeout-to-walk ratio of 3.16...also had a career-high in home runs (8) and matched his high for runs allowed (23)...had a .241 opponents batting average, which broke down to .227 with a .681 OPS against left-handed hitters and .256 with a .756 OPS against right-handers...opponents hit .205 with runners in scoring position...they were 4-for-7 (.571) with two grand slams with the bases loaded...converted 3-of-4 (75.0%) save opportunities...allowed 5-of-8 (62.5%) inherited runners to score...first batters faced were 9-for-28 (.321) with a walk and a hit by pitch...held the opposition to a .123 batting average with two strikes at Lansing and Midland... the opponents five hitter batted .063...tossed two innings or fewer in all 35 of his appearances... began the season on the injured list with a right elbow impingement...was reinstated on April 14 and assigned to Lansing...tossed a season-high 2.0 scoreless innings April 19 at Lake County... it was his first of nine outings of 2.0 innings...did not allow a run in seven games and 9.1 innings at Lansing (4 h, 4 bb, 13 so) to earn a promotion to Midland on May 9...struck out a season-high five batters in 2.0 scoreless innings in his Double-A debut on May 10 at Amarillo...extending his season-opening scoreless streak to 12.1 innings before allowing a run in the seventh inning on May 14 at Amarillo...recorded his first professional save on May 21 against San Antonio (1.0 ip, 3 h, 1 r, 1 er, 3 so)...was 0-1 with two saves and an 8.59 ERA in seven relief appearances with the RockHounds when he was placed on the IL a second time on June 2 with an inflamed right shoulder...was sent to the ACL A's for a rehab assignment on June 26 and made two starts (1.2 ip, 2 h, 2 r, 4 bb, 1 so) before he was reinstated from the IL on July 6...went 0-1 with a 5.04 ERA in 18 relief appearances following his return...matched his season-high with five strikeouts in 2.0 scoreless innings on Aug. 3 at Frisco...compiled a 1.64 ERA and .158 opponents batting average in seven relief appearances in August.

2022—Spent more than two months of the season on the injured list with right elbow problems... was 1-4 with a 4.66 ERA in nine games, including seven starts, with High-A Lansing...also made two rehab starts with the A's affiliate in the Arizona Complex League and combined with both

clubs to go 1-5 with a 4.75 ERA in 11 games, including nine starts, overall...the nine starts were a career high as were his losses (5), hits (43), runs (23) and hit batters (6)...walked just seven batters in 41.2 innings, an average of 1.51 per nine innings...struck out 40 for a strikeout-to-walk ratio of 5.71...surrendered just three home runs...allowed a .262 opponents batting average, which broke down to .253 with a .773 OPS against right-handed hitters and .272 with a .774 OPS against left-handers...opponents hit .214 with runners in scoring position...tossed at least four innings in each of his first four appearances before going on the IL but then logged four innings or fewer in each of his final six outings following his return...struck out a career-high nine batters on April 14 at West Michigan but was the losing pitcher in a 6-0 loss...had career highs in runs (5) and hits (8) in 5.0 innings...pitched a career-high 6.0 scoreless innings on April 21 against Fort Wayne for his first professional win (5 h, 1 bb, 7 so)...threw a career-high 82 pitches in a career-high tying 6.0 innings in his next outing on April 29 at Lake County a relief appearance...was 1-2 with a 3.43 ERA in four games, including three starts, when he was placed on the injured list May 10 with right elbow ulnar neuritis...was sent to the A's affiliate in the Arizona Complex League for a rehab assignment on July 21 and went 0-1 with a 5.40 ERA in two starts before he was reinstated on Aug. 1...went 0-2 with a 6.32 ERA in five games, four starts, in August before returning to the IL on Sept. 4 with a right elbow impingement...missed the remainder of the season.

2021—Made his professional debut with Single-A Stockton and was 0-1 with a 4.20 ERA in six games, including four starts...struck out 15 batters in 15.0 innings and walked just four...had a .263 opponents batting average, which broke down to .200 with a .486 OPS against right-handed hitters and .364 with a 1.189 OPS against left-handers...held the opposition to a .200 average with runners in scoring position...was 0-1 with a 0.93 ERA in his four starts, 0-0 with a 10.13 ERA in two relief appearances...tossed 4.0 innings or fewer in all six outings...made his debut with a start on Aug. 25 against Inland Empire (1.0 ip, 1 h, 2 bb)...his first strikeout came in his second start on Aug. 31 against Fresno (Zac Veen, first inning).

PERSONAL/MISCELLANEOUS

Grant James Holman...graduated from East Lake High School...played collegiately at the University of California where he went 5-9 with 4.05 ERA in 25 games, including 23 starts, in three seasons...also hit .264 in 58 games during his first two years but was used exclusively as a pitcher in his final season...helped lead East Lake Little League to the 2013 Little League World Series championship game...became the first pitcher since 1979 to throw an extra-inning no-hitter in the LLWS.

LIFETIME PITCHING RECORD

Year	Club	W	L	ERA	G	GS	CG	SHO	SV	IP	H	R	ER	HR	HB	BB	IBB	SO	WP	BK
2021	Stockton	0	1	4.20	6	4	0	0	0	15.0	15	8	7	3	0	4	0	15	1	0
2022	Lansing	1	4	4.66	9	7	0	0	0	36.2	38	20	19	2	4	5	0	35	2	0
	ACL A's	0	1	5.40	2	2	0	0	0	5.0	5	3	3	1	2	2	0	5	1	0
2023	Lansing	0	0	0.00	7	2	0	0	0	9.1	4	0	0	0	0	4	0	13	1	0
	Midland	0	2	5.85	25	0	0	0	3	32.1	36	21	21	8	2	11	2	45	1	0
	ACL A's	0	0	0.00	3	3	0	0	0	2.2	2	2	0	0	0	4	0	2	0	0
2024	Midland	0	0	0.00	17	0	0	0	6	19.1	12	0	0	0	0	9	0	24	1	0
	Las Vegas	4	0	0.92	23	0	0	0	3	29.1	13	5	3	1	1	13	0	30	1	0
	OAKLAND	1	1	4.02	18	0	0	0	0	15.2	17	8	7	1	1	9	1	16	1	0
	Major League Totals	1	1	4.02	18	0	0	0	0	15.2	17	8	7	1	1	9	1	16	1	0
	Minor League Totals	5	8	3.19	92	18	0	0	12	149.2	125	59	53	15	9	52	2	169	8	0

CAREER TRANSACTIONS

2021 — Selected by the Oakland Athletics in the sixth round of the First-Year Player Draft.

HOLMAN'S CAREER BESTS

Low Hit Complete Game: None

Innings Pitched: 2.0, September 6, 2024 vs. Detroit

Strikeouts: 2 (twice), last: September 2, 2024 vs. Seattle

Pitches: 31, September 6, 2024 vs. Detroit

Longest Winning Streak: 1, September 6, 2024 to present

Longest Losing Streak: 1, August 29, 2024 at Cincinnati

Longest Scoreless Streak: 4.2, September 18, 2024 to present

**RIGHT-HANDED PITCHER****Height/Weight:** 6-4 / 230**Bats/Throws:** Right / Right**Birthdate:** September 6, 1992**Opening Day Age:** 32**Birthplace/Resides:** Boynton Beach, Florida / Boynton Beach, Florida**Major League Service:** 1 year, 8 days**Obtained:** Claimed off waivers from Cleveland, November 17, 2023**Contract Status:** First year of a one-year contract through 2025 [Updated Stats](#)**CAREER HIGHLIGHTS**

Has pitched for three different teams in the last three seasons and is 4-2 with a 2.94 ERA in 46 games with the Phillies (2022), Guardians (2023) and Athletics (2024)...was originally selected by San Diego as a compensation pick following the first round of the 2011 First-Year Player Draft (48th selection overall) and pitched six seasons in the Padres farm system through 2017...spent 2018 in the Orioles farm system and 2019 with Southern Maryland of the independent Atlantic League...returned to affiliated ball with the Astros organization in 2021 before finally making his ML debut with the Phillies in 2022...is 43-50 with a 5.06 ERA in 293 games, including 94 starts, as a minor leaguer.

2024 HIGHLIGHTS

- Was on the A's Opening Day roster and was 3-2 with a 2.59 ERA and .672 opponents OPS in 28 relief appearances when he was suspended by Major League Baseball on June 4 for violating MLB's sports betting rules and policies.
- Was claimed off waivers from Cleveland following the 2023 season and had pitched in just 18 games over his first two seasons with the Phillies (4 in 2002) and Guardians (14)
- Allowed a .241 opponents batting average, which included .232 (16-for-69) with a .575 OPS against right-handed hitters compared to .256 (11-for-43) with a .819 OPS against left-handers...surrendered both of his two home runs and issued six of his 10 walks to lefties.
- Opponents hit .296 with runners in scoring position.
- Allowed 7-of-15 (46.7%) inherited runners to score...first batters faced were 7-for-26 (.269) with two walks.
- Did not allow a run in 10 interleague appearances (12.2 ip)...had a 4.34 ERA in 18 games against the American League...now has a 0.47 ERA (1 er in 19.1 ip) in 14 career interleague outings.
- Posted a 1.02 ERA in 17 outings on zero or one day of rest, a 4.61 ERA in his other 11 games.
- Did not allow a run in the eighth inning (11.1 ip) and stranded all four of his inherited runners.
- Held the opposition to a .086 batting average with two strikes and has a .112 career average in that situation.
- Did not allow a hit to the opponents clean-up hitter (0-for-11).
- **DAY-BY-DAY:** Made his A's debut in the opener on March 28 against Cleveland and matched his career high in hits (2.0 ip, 3 h, 2 r, 2 er, 2 bb, 1 so)...logged a career-high 44 pitches...also allowed a run two days later against the Guardians but then had a career-high 8.2-inning scoreless streak over an eight-game span from April 1 to 20 (6 h, 2 bb, 6 so)...tossed a career-high 2.1 scoreless innings on April 15 against St. Louis...had his scoreless streak snapped April 24 at New York (AL) when matched his career high in runs (3) and hits (3)...then went another five games and 7.0 innings without allowing a run from April 27 to May 5...had a 1.88 ERA in 11 appearances in April...equaled his career high with 2.1 scoreless innings on May 5 vs. Miami...matched his career highs in runs (3) and hits (3) in just 0.1 innings on May 8 against Texas...did not allow an earned run over an eight-game span from May 10 to 28 (8.2 ip, 5 h, 1 r, 1 bb, 7 so)...was charged with the first loss of his career on May 14 at Houston when he allowed an unearned run in the 10th inning of the A's 2-1 loss.

CAREER

2023—Had four separate stints with Cleveland and was 1-0 with a 3.78 ERA and .568 opponents OPS in 14 relief appearances...did not pitch during two of his stints, both of which lasted one day, and worked in just one game during his final stay with the Guardians...allowed a .210 opponents batting average but walked nine batters in 16.2 innings for a .310 on-base percentage...did not allow a home run...his opponents batting average broke down to .174 with a .470 OPS against left-handed hitters compared to .231 with a .626 OPS against right-handers...yielded a .176 batting average with runners in scoring position...allowed 2-of-4 (50.0%) inherited runners to score and first batters faced were 3-for-12 (.250) with two walks...did not allow a run in the ninth inning (4.0 ip)...spent the balance of the season with Triple-A Columbus where he was 1-3 with two saves and a 3.58 ERA in 32 relief appearances...also made two rehab outings with Double-A Akron and compiled a 3.40 ERA and .742 opponents OPS in 34 minor league appearances overall...struck out 61 batters in 39.2 innings (13.84 per nine innings) but walked 22 (4.99 per nine innings)...had a .257 opponents batting average, which broke down to .241 with a .745 OPS against right-handed hitters compared to .277 with a .738 OPS against left-handers...yielded a .313 batting average and two of his three home runs with the bases empty, .216 with runners on base...opponents hit .204 with runners in scoring position...allowed 7-of-13 (53.8%) inherited runners to score and first batters faced were 10-for-28 (.357) with six walks (.471 on-base percentage)...tossed at least one inning in 33 of his 34 outings...had at least one strikeout 33 times...began the season at Columbus and did not allow a run in six of his first seven appearances (1.04 ERA)...fanned a season-high four batters in 1.1 scoreless innings on April 14 at Worcester...had a 1.69 ERA in nine appearances in April and then logged a 1.69 ERA in eight outings in May...recorded his only two saves of the season in back-to-back outings on May 17 and 20 against St. Paul...was 1-0 with two saves and a 1.61 ERA in 18 appearances when he was selected by Cleveland on June 3...did not pitch and was optioned back to Columbus following the game...had two losses and a 6.14 ERA in six Triple-A appearances before he was recalled by the Guardians May 29 for his second stint...did not pitch and was optioned following the game...made three more appearances with the Clippers (3.1 ip, 4 h, 1 r, 1 er, 1 bb, 6 so) before joining Cleveland for his third stint on July 15...made his Guardians debut that day at Texas (1.0 ip, 2 so) and did not allow a run in his first four appearances (4.2 ip, 2 h, 1 bb, 7 so)...recorded his first Major League win with 1.2 scoreless innings of relief in an 11-0 win at Pittsburgh on July 17...walked a career-high four batters in 0.2 innings on July 31 at Houston...had a 2.84 ERA in 11 relief appearances when he was placed on the injured list Aug. 15 with a strained lumbar muscle...was assigned to Double-A Akron on a rehab assignment on Aug. 31 and made two outings there (2.0 ip, 1 h, 3 so) and five with Columbus (4.2 ip, 5 h, 5 r, 5 er, 3 bb, 4 so)...had his only minor league game without a strikeout on Sept. 12 at Toledo, snapping a streak of 45 consecutive minor league appearances with one more strikeouts dating back to Aug. 18, 2022...was reinstated from the IL on Sept. 19...allowed a career-high three runs on a career-high tying two hits Sept. 19 at Kansas City...was optioned the next day...returned on Sept. 23 and struck out a career-high four in 2.0 scoreless innings that day against Baltimore but was optioned to the minors again following the game.

2022—Spent most of the season with Triple-A Lehigh Valley but made four appearances over two stints with Philadelphia in his Major League debut...compiled a 2.25 ERA and .214 opponents batting average with the Phillies...was selected on June 13 and made his ML debut on June 16 at Washington (1.0 ip, 1 bb, 1 hbp)...recorded his first strikeout in a scoreless inning of relief on June 19 at the Nationals (Josh Bell) but was optioned following the game...returned for his second stint on July 8, pitched in consecutive games on July 11 at St. Louis and July 12 at Toronto, and was optioned on July 13...was outrighted to Lehigh Valley the following day...went 2-2 with a save, a 5.29 ERA and .824 OPS in 47 games, including one start, with the Iron Pigs...had 66 strikeouts in 51.0 innings (11.65 strikeouts per nine innings)...had a .279 opponents batting average, which broke down to .232 with a .705 OPS against left-handed hitters compared to .324 with a .940 OPS against right-handers...allowed 9-of-18 (50.0%) inherited runners to score but first batters faced were 5-for-42 (.119) with two walks, a hit by pitch and sacrifice fly (.174 on-base percentage)...compiled a 2.65 ERA in 14 day games, a 6.62 ERA in 33 night games...did not allow a hit to the opponents two hitter in the order (0-for-21)...was credited with his only save of the season and the second of his career on June 8 at Omaha when he tossed a scoreless inning of relief in a 4-2 win...had a 5.00 ERA and .820 OPS in 19 games when he was selected by Philadelphia on June 13...returned to Triple-A June 19 and logged a 15.19 ERA in four games before

the Phillies called again on July 8...was outrighted to Lehigh Valley on July 14 and posted a 3.58 ERA over his final 24 appearances...did not allow a run over an eight-game stretch from July 26 to Aug. 16 (8.1 ip, 6 h, 7 so)...made his only start of the season on Aug. 23 against Gwinnett (1.0 ip, 3 h, 3 r, 1 bb, 1 so)...had allowed just 1-of-7 (14.3%) inherited runners to score over the first five months of the season but then allowed 8-of-11 (72.7%) to score in nine games in September.

2021—Signed by Houston to a minor league contract on May 8 and was assigned to Double-A Corpus Christi...went 2-0 with a 1.69 ERA in six relief appearances with the Hooks before he was promoted to Triple-A Sugar Land June 1...was 3-4 with a 2.82 ERA in 35 games with the Space Cowboys and combined to go 5-4 with a 2.70 ERA and .644 opponents OPS in 41 relief appearances overall...struck out 62 in 50.0 innings (11.16 per nine innings) and walked just 18 for a strikeout-to-walk ratio of 3.24...allowed a .233 opponents batting average, which broke down to .216 with a .632 OPS against right-handed hitters compared to .260 with a .660 OPS against lefties...held the opposition to a .169 average with runners in scoring position...opponents were 0-for-13 with a walk and eight strikeouts with the bases loaded...allowed 10-of-35 (28.6%) inherited runners to score...first batters faced were 10-for-37 (.271) with four walks...had a 2.02 ERA or lower in every month except August (6.75 ERA)...made his Corpus Christi debut on May 14 at Frisco (0.1 ip, 1 h, 1 so)...it was his first appearance in affiliated ball since Sept. 3, 2018...had a 1.69 ERA in six games in May with the Hooks before he was promoted to Sugar Land on June 1...allowed just one earned run over a 13-game stretch from June 20 to July 29 (0.54 ERA)...did not allow a run in nine of his final 10 appearances beginning Aug. 26 (0.84 ERA).

2020—Did not pitch in 2020.

2019—Pitched for Southern Maryland of the independent Atlantic League and was 3-8 with a 5.34 ERA in 20 games, including 17 starts.

2018—Signed a Major League contract with Baltimore as a free agent on Dec. 14, 2017 but was designated for assignment March 29, 2018 and outrighted to Double-A Bowie April 5...spent the entire season in the Orioles farm system and combined for a 1-6 record and an 8.42 ERA in 31 games, including eight starts, with Bowie and Triple-A Norfolk...had more walks (77) than strikeouts (62)...tossed 671 innings and averaged 10.29 walks per nine innings...allowed a .264 opponents batting average, which broke down to .240 with an .821 OPS against left-handed hitters compared to .295 with an .866 OPS against right-handers...allowed 5-of-6 (83.3%) inherited runners to score and first batters faced were 6-for-15 (.400) with eight walks (.608 on-base percentage)...started in each of his first five outings but 23 of his final 26 appearances came out of the bullpen...was 1-5 with a 9.30 ERA in 20 games, including eight starts, with Bowie when he was promoted to Norfolk on July 27...went 0-2 with a 4.91 ERA in six relief appearances with the Tides before he was returned to Baysox on Aug. 14.

2017—Began the season at Double-A San Antonio and went 7-2 with a 2.98 ERA in 15 starts to earn Texas League Midseason All-Star honors...was promoted to Triple-A El Paso on June 29 and logged a 3-2 record and a 6.64 ERA in 13 games, including seven starts, with the Chihuahuas...combined to go 10-4 with a 4.19 ERA in 28 games, including 22 starts...the wins were his most as a minor leaguer as were his 128 strikeouts...tied for third in the Padres farm system in wins and ranked eighth in strikeouts...had a .244 opponents batting average, which broke down to .218 with a .626 OPS against righties and .283 with a .893 OPS against lefties...had a six-game winning streak over a 10-start stretch from April 24 to June 11...compiled a 2.02 ERA and .185 opponents batting average over that span...had a 21.0-inning scoreless streak from May 9-25...was 3-0 with a 1.95 ERA and .178 opponents batting average in six starts in May...had a minor league career-high 11 strikeouts in 6.0 innings in a 7-4 win in his final Double-A start at Corpus Christi on June 21.

2016—Pitched at three different levels in the Padres farm system and tallied a 9-8 record and a 4.34 ERA in 25 starts with High-A Lake Elsinore, Double-A San Antonio and Triple-A El Paso...ranked fifth in the Padres farm system in strikeouts (115) and sixth in wins...went 2-1 with a 1.27 ERA in six starts in May...had a six-game winning streak from June 9 to July 17 and posted a 2.52

ERA over that stretch, which spanned eight starts...was placed on the injured list Aug. 23 with a right elbow contusion and missed the remainder of the season.

2015—Began the season on the injured list with a right shoulder impingement...was reinstated from the IL on May 24 and went 5-3 with a 4.46 ERA in 13 starts with Single-A Fort Wayne... was promoted to High-A Lake Elsinore on Aug. 4 and went 0-6 with an 8.40 ERA in six games, including five starts, with the Storm...was a combined 5-9 with a 5.68 ERA in 19 games, 18 starts, overall.

2014—Spent the entire season with Short-Season Eugene in the Northwest League and went 7-5 with a 4.05 ERA in 15 games, including 14 starts...struck out 71 batters in 73.1 innings and decreased his walk total to 25 (3.07 per nine innings).

2013—Split his season between Eugene and Fort Wayne and combined for a 3-2 record and a 5.75 ERA in 33 relief appearances...struck out 49 batters in 56.1 innings but also walked 47...had 17 wild pitches for the second consecutive season.

2012—Was a compensation pick of the San Diego Padres following the first round of the 2011 draft but did not pitch until 2012...combined to go 0-7 with a 7.21 ERA in 20 games, including six starts, with the AZL Padres and Fort Wayne.

PERSONAL/MISCELLANEOUS

Michael Joseph Kelly...is married, Kimberly...graduated from West Boca Raton Community High School (FL) in 2011.

LIFETIME PITCHING RECORD

Year	Club	W	L	ERA	G	GS	CG	SHO	SV	IP	H	R	ER	HR	HB	BB	IBB	SO	WP	BK	
2012	AZL Padres	0	5	7.11	13	6	0	0	0	44.1	54	48	35	2	7	25	1	37	12	1	
	Ft. Wayne	0	2	7.53	7	0	0	0	0	14.1	18	14	12	0	1	18	1	14	5	0	
2013	Eugene	1	1	6.10	18	0	0	0	0	38.1	36	37	26	2	6	35	0	33	13	0	
	Ft. Wayne	2	1	5.00	15	0	0	0	0	18.0	17	10	10	1	2	12	1	16	4	0	
2014	Eugene	7	5	4.05	15	14	0	0	0	73.1	59	36	33	5	4	25	0	71	6	1	
2015	Ft. Wayne	5	3	4.46	13	13	0	0	0	66.2	68	39	33	5	0	22	0	35	1	1	
	Lake Elsinore	0	6	8.40	6	5	0	0	0	30.0	45	33	28	5	4	9	0	22	6	0	
2016	Lake Elsinore	1	3	5.83	6	6	0	0	0	29.1	33	23	19	2	3	12	0	25	0	0	
	San Antonio	2	2	2.90	9	9	0	0	0	49.2	42	17	16	3	0	17	1	49	5	0	
	El Paso	6	3	4.89	10	10	0	0	0	49.2	50	29	27	4	3	23	0	41	0	0	
2017	San Antonio	7	2	2.98	15	15	0	0	0	84.2	68	31	28	6	3	30	0	91	3	1	
	El Paso	3	2	6.64	13	7	0	0	0	42.0	47	33	31	6	4	26	1	37	2	0	
2018	Bowie	1	5	9.11	25	8	0	0	1	56.1	55	60	57	8	6	66	0	55	13	0	
	Norfolk	0	1	4.91	6	0	0	0	0	11.0	13	6	6	0	0	11	0	7	1	0	
2019	S. Maryland (Ind.)	3	8	5.34	20	17	1	0	0	89.1	85	61	53	11	3	63	1	83	12	2	
2020	(Minor League Season Cancelled — Did Not Pitch)																				
2021	Corpus Christi	2	0	1.69	6	0	0	0	0	5.1	4	1	1	1	0	1	0	9	0	0	
	Sugar Land	3	4	2.82	35	0	0	0	0	44.2	40	16	14	4	1	17	1	53	4	0	
2022	Lehigh Valley	2	2	5.29	47	1	0	0	1	51.0	56	34	30	8	1	24	0	66	1	1	
	PHILADELPHIA	0	0	2.25	4	0	0	0	0	4.0	3	1	1	1	1	1	0	4	0	0	
2023	Akron	0	0	0.00	2	0	0	0	0	2.0	1	0	0	0	0	0	0	3	0	0	
	Columbus	1	3	3.58	32	0	0	0	2	37.2	38	16	15	3	2	22	1	58	2	0	
	CLEVELAND	1	0	3.78	14	0	0	0	0	16.2	13	8	7	0	0	9	0	16	3	0	
2024	OAKLAND	3	2	2.59	28	0	0	0	0	31.1	27	11	9	2	3	10	1	22	1	0	
Major League Career		4	2	2.94	46	0	0	0	0	52.0	43	20	17	3	4	20	1	42	4	0	
Minor League Career		43	50	5.06	293	94	0	0	4	748.1	744	483	421	65	47	395	7	722	78	5	

CAREER TRANSACTIONS

2011 — Selected by the San Diego Padres organization as a compensation pick (48th selection overall) following the first round of the First-Year Player Draft. **2017** — Elected free agency, November 6; signed by the Baltimore Orioles, December 14. **2018** — Elected free agency, November 2. **2021** — Signed by the Houston Astros to a minor league contract, May 8. Elected free agency, November 7; signed by the Philadelphia Phillies to a minor league contract, November 19. **2022** — Elected free agency, October 14; signed by the Cleveland Guardians to a minor league contract, December 28. **2023** — On the injured list, August 15 to September 18; included rehabilitation assignment to Akron, August 31 to September 5, and Columbus, September 6 to 18. Claimed off waivers by the Oakland Athletics, November 17. **2024** — On suspended list, June 4.

KELLY'S CAREER BESTS

Low Hit Complete Game: None

Innings Pitched: 2.1 (twice), last: May 5, 2024 vs. Miami

Strikeouts: 4, September 23, 2023 vs. Baltimore

Pitches: 44, March 28, 2024 vs. Cleveland

Longest Winning Streak: 3, July 17, 2023 to April 12, 2024

Longest Losing Streak: 2, May 14 to 29, 2024

Longest Scoreless Streak: 8.2, April 1 to 20, 2024

2024 RELIEF PITCHER EFFECTIVENESS

	Inherited Runners	Inherited Runners Scored	Inherited Runners Scored Percent	First Batters	Save Situations
Adams	32	10	32.1%	13 for 44 (10 bb, hbp, sf)	0 for 4
Alexander	25	8	32.0%	10 for 38 (4 bb, 2 hbp)	0 for 3
Basso	1	0	0.0%	1 for 3	0 for 0
Bido	4	1	25.5%	0 for 4 (3 bb)	0 for 0
Bielak	3	3	100.0%	3 for 6	0 for 0
Boyle	0	0	—	0 for 1 (bb, hbp)	0 for 0
Brooks	0	0	—	0 for 1	0 for 0
Erceg	9	2	22.2%	9 for 32 (5 bb, hbp)	3 for 6
Estes	0	0	—	0 for 1	0 for 0
Ferguson	12	4	33.3%	5 for 42 (5 bb)	2 for 4
Ginn	0	0	—	0 for 2	0 for 0
Harris	7	5	71.4%	3 for 12	0 for 0
Holman	9	3	33.3%	4 for 16 (2 bb)	0 for 1
Jimenez	5	0	0.0%	6 for 20 (4 bb, hbp)	1 for 3
Junk	0	0	—	1 for 1	0 for 0
Kelly	15	7	46.7%	7 for 26 (2 bb)	0 for 0
Klein	1	0	0.0%	0 for 1 (2 bb)	0 for 0
Lucas	1	0	0.0%	1 for 2 (1 bb)	0 for 0
McFarland	66	15	22.7%	14 for 74 (2 bb, 2 hbp, sf)	0 for 2
Miller	8	1	12.5%	3 for 51 (4 bb)	28 for 31
Muller	8	3	37.5%	6 for 21	0 for 0
Newcomb	2	0	0.0%	0 for 5 (bb)	0 for 0
Nittoli	1	0	0.0%	2 for 7	0 for 0
O'Loughlin	2	2	100.0%	2 for 3 (bb)	0 for 0
Otañez	22	11	50.0%	4 for 31 (4 bb, sf)	1 for 3
Reyes	0	0	—	0 for 1 (2 bb)	0 for 0
Spence	1	0	0.0%	3 for 10 (bb)	0 for 0
Stripling	9	3	33.3%	3 for 7 (bb)	0 for 0



LEFT-HANDED PITCHER

Height/Weight: 6-4 / 225 **Bats/Throws:** Left / Left
Birthdate: October 21, 1994 **Opening Day Age:** 30
Birthplace/Resides: Hillsborough, California / Hillsborough, California
Major League Service: 48 days
Obtained: Signed to a minor league contract, November 13, 2024
Contract Status: First year of a one-year contract through 2025
[Updated Stats](#)

NON-ROSTER INVITEE

CAREER HIGHLIGHTS

Has pitched in five games with New York-AL (2023) and Baltimore (2024) and has allowed 14 runs on nine hits and seven walks in 5.0 innings...was a fourth round selection of San Francisco in the 2016 draft and has also pitched in the the Rays, Yankees and Orioles farm systems...is 32-34 with a save and a 4.01 ERA in 228 games, including 95 starts, in eight seasons in the minors... has 689 strikeouts in 578.1 innings (10.72 per nine innings) but has also walked 373 (5.80 per nine innings)...made at least one start in each of his first six seasons but has pitched exclusively in relief the last two years...was named a Yankees organizational All-Star in 2022...pitched for Peoria in the Arizona Fall League in 2018.

2024 HIGHLIGHTS

- Was traded by New York (AL) to Baltimore at the start of Spring Training and made one appearance with the Orioles in June...allowed three runs, two earned, on a hit and a walk in 1.0 inning (18.00 ERA)...spent the balance of the season at Triple-A Norfolk where he went 3-2 with a save, a 3.92 ERA and .651 opponents OPS in a minor league career-high 41 relief appearances.
- Struck out 54 batters in 43.2 innings (11.13 per nine innings) but also walked 31 (6.39 per nine innings)...held the opposition to a .197 batting average but had a .335 opponents on-base percentage.
- Tied for fifth in the Orioles farm system in games pitched.
- His opponents batting average broke down to .196 (18-for-92) with a .660 OPS against right-handed hitters compared to .200 (12-for-60) with a .636 OPS against left-handers.
- Held opponents to a .177 batting average with runners on base...they were 0-for-7 with two strikeouts and a hit by pitch with the bases loaded.
- Allowed 2-of-14 (14.3%) inherited runners to score...first batters faced were 6-for-32 (.188) but he walked nine for a .366 on-base percentage.
- Compiled a 1.21 ERA and .448 opponents OPS in 21 home games...posted a 6.75 ERA and .858 opponents OPS in 20 games on the road.
- Logged a 1.93 ERA in 10 day games, a 4.46 ERA in 31 night games.
- Had a 12.10 ERA in 10 outings when pitching on exactly one day of rest, a 1.59 ERA in his other appearances.
- Yielded a .091 batting average with two strikes.
- The opponents clean-up hitter was 1-for-19 against him.
- **DAY-BY-DAY:** Was designated for assignment by the New York Yankees on Feb. 13 and traded to the Baltimore Orioles for cash considerations on Feb. 17...started the season at Norfolk and allowed two runs in 2.0 innings in his second appearance of the season on April 4 at Charlotte but picked up then win...did not allow an earned run in 17 of his next 18 appearances from April 9 to June 6...compiled a 0.48 ERA and .177 opponents batting average over that span...had seven consecutive scoreless outings from April 17 to May 7 (7.0 ip) and eight straight from May 17 to June 6 (9.0 ip)...made the 200th appearance of his minor league career May 17 against Lehigh Valley (1.0 ip)...allowed just one run in 10 appearances in May for a 0.90 ERA...opponents were 3-for-31 (.097) with four walks...then had a 9.39 ERA in eight games in June...recorded his first professional save June 2 against Gwinnett (1.0 ip, 1 h)...

had a 1.25 ERA and .189 opponents batting average over his first 20 games through June 6...then allowed eight runs in 4.0 innings over his next five outings from June 8 to 21 (18.00 ERA)...yielded a season-high four runs in 0.2 innings for the loss on June 8 at Scranton/Wilkes-Barre...walked a season-high three batters June 19 at Lehigh Valley (also July 11 at Memphis and Aug. 20 vs. Worcester)...was recalled by Baltimore on June 28 and made his only Major League appearance on June 30 against Texas (1.0 ip, 1 h, 3 r, 2 er, 1 bb, 2 so)...was optioned back to Norfolk following the game...struck out a season-high four in his first game back on July 3 against Durham...surrendered a season-high tying four runs on a season-high tying three hits in 0.2 innings on July 13 at Memphis...was designated for assignment by the Orioles on July 30 and was outrighted to Norfolk on Aug. 2...had season highs in innings (2.2) and pitches (42) and matched his season high in strikeouts (4) on Aug. 15 at Gwinnett.

CAREER

2023—Made his major league debut with the Yankees on June 16 and had four stints on the big-league roster...spent the majority of the year with Triple-A Scranton/Wilkes-Barre...had two stints on the injured list at Triple-A from April 27 to May 13 and June 22 to Aug. 22...did not have a decision in four appearances for the Yankees, posting a 24.75 ERA with eight hits, one home run, six walks, and three strikeouts in 4.0 innings...went 1-1 with a 1.32 ERA with 10 hits, eight total runs, two hit batters, 26 walks, and 55 strikeouts in 27 games with the RailRiders...his .090 batting average against was the best in the minors for pitchers with at least 30.0 innings.

2022—Went 10-7 in 29 games (22 starts) with Scranton/Wilkes-Barre...posted a 4.09 ERA and a career-high 155 strikeouts in 138.2 innings...was named International League Pitcher of the Week for the week ending July 3...named a Yankees Organization All-Star by MiLB.com.

2021—Began the season at Double-A Somerset before being promoted to Scranton/Wilkes-Barre on June 15...combined to pitch to a 2.89 ERA with 66 hits, 60 walks, 132 strikeouts and five home runs across both levels in 24 appearances (21 starts)...tallied a career-high 11 strikeouts on Aug. 8 against Worcester...his .175 opponents batting average was the lowest among all Yankees minor leaguers.

2020—Did not pitch as the minor league season was cancelled due to the pandemic...was selected by the Yankees in the Triple-A phase of the Rule 5 Draft on Dec. 10.

2019—Went 2-3 with a 4.50 ERA and 52 strikeouts in 32 appearances (18 starts) with Double-A Montgomery...participated in his first Major League Spring Training, making six Grapefruit League appearances while not allowing an earned run with two walks and seven strikeouts in 5.1 innings.

2018—Appeared in 37 games for Montgomery, making six starts and pitching to a 4.26 ERA with 95 strikeouts in 74.0 innings...participated in the Arizona Fall League as a member of the Peoria Javelinas following the conclusion of the regular season...named an AFL Rising Star.

2017—Spent the entirety of the season with Single-A Advanced San Jose, where he pitched to a 5.12 ERA with 75 hits, 66 walks, 105 strikeouts, and four home runs in 25 appearances (17 starts)...traded to the Tampa Bay Rays along with infielder Christian Arroyo, outfielder Denard Span and minor league right-handed pitcher Stephen Woods Jr. in exchange for infielder Evan Longoria on Dec. 20...entered the season ranked as the No. 14 prospect in the Giants organization according to MLB Pipeline and No. 20 according to *Baseball America*.

2016—Made his professional debut with the AZL Giants...pitched to a 1.59 ERA in two appearances (one start)...was promoted to Short-A Salem-Keizer on July 5 and had a 6.17 ERA, appearing in 11 games (10 starts).

PERSONAL/MISCELLANEOUS

Matthew Edward Krook...graduated from St. Ignatius Prep (Calif.) where he was named as a first-team All-American and first-team all-region by Perfect Game, while also earning first-team all-league honors as a senior...was selected by Miami as a competitive balance pick (35th selec-

tion) but did not sign and attended the University of Oregon...was a Louisville Slugger first-team Freshman All-America selection after recording a 1.79 ERA and striking out 60 in 45.1 innings... missed the entire 2015 season after undergoing UCL reconstruction surgery (Tommy John).

LIFETIME PITCHING RECORD

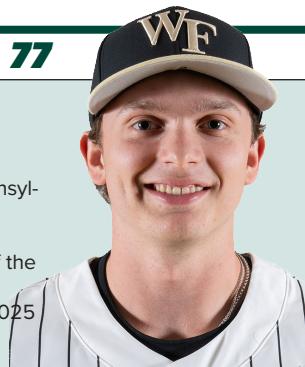
Year	Club	W	L	ERA	G	GS	CG	SHO	SV	IP	H	R	ER	HR	HB	BB	IBB	SO	WP	BK
2016	AZL Giants	0	1	1.59	2	1	0	0	0	5.2	6	4	1	0	1	2	0	2	1	0
	Salem-Keizer	1	3	6.17	11	10	0	0	0	35.0	35	27	24	2	5	33	0	39	10	0
2017	San Jose	4	9	5.12	25	17	0	0	0	91.1	75	67	52	4	5	66	0	105	21	0
2018	Montgomery	4	2	4.26	37	6	0	0	0	74.0	57	40	35	3	8	50	0	95	20	0
2019	Montgomery	2	3	4.50	32	18	0	0	0	50.0	46	28	25	3	3	32	0	52	9	0
2020	(Minor League Season Cancelled — Did Not Pitch)																			
2021	Somerset	1	1	2.15	7	7	0	0	0	29.1	15	9	7	1	1	11	0	44	1	0
	Scranton/WB	6	5	3.17	17	14	0	0	0	76.2	51	33	27	4	3	49	0	88	8	0
2022	Scranton/WB	10	7	4.09	29	22	0	0	0	138.2	120	71	63	19	8	73	0	155	7	0
2023	Scranton/WB	1	1	1.32	27	0	0	0	0	34.0	10	8	5	0	2	26	0	55	2	1
	NEW YORK (AL)	0	0	24.75	4	0	0	0	0	4.0	8	11	11	1	0	6	0	3	1	0
2024	Norfolk	3	2	3.92	41	0	0	0	1	43.2	30	20	19	4	1	31	0	54	4	0
	BALTIMORE	0	0	18.00	1	0	0	0	0	1.0	1	3	2	1	0	1	0	2	0	0
Major League Totals		0	0	23.40	5	0	0	0	0	5.0	9	14	13	2	0	7	0	5	1	0
Minor League Totals		32	34	4.01	228	95	0	0	1	578.1	445	307	258	40	37	373	0	689	83	1

CAREER TRANSACTIONS

2013 — Selected by the Miami Marlins in the Competitive Balance Round A (35th selection overall) following the first round of the First-Year Player Draft; did not sign. **2016** — Selected by the San Francisco Giants in the fourth round of the First-Year Player Draft. **2017** — Traded to the Tampa Bay Rays with infielder Christian Arroyo, outfielder Denard Span and minor league pitcher Stephen Woods Jr. for infielder Evan Longoria and cash considerations, December 20. **2020** — Selected by the New York Yankees organization in the Triple-A phase of the Rule 5 draft, December 10. **2024** — Traded to the Baltimore Orioles for cash considerations, February 17. Elected free agency, November 4; signed by the Athletics to a minor league contract, November 13.

KROOK'S CAREER BESTS

Low Hit Complete Game: None
Innings Pitched: 2.0, June 16, 2023 at Boston
Strikeouts: 2 (twice), last: June 30, 2024 vs. Texas
Pitches: 42, July 1, 2023 at St. Louis
Longest Winning Streak: None
Longest Losing Streak: None
Longest Scoreless Streak: 11, July 1 to September 7, 2023

**INFIELDER****Height/Weight:** 6-5 / 240**Birthdate:** March 12, 2003**Birthplace/Resides:** Lancaster, Pennsylvania / Lancaster, Pennsylvania**Major League Service:** None**Obtained:** Selected in the 1st round (4th selection overall) of the 2024 First-Year Player Draft**Contract Status:** First year of a one-year contract through 2025
 [Updated Stats](#)
NON-ROSTER INVITEE**CAREER HIGHLIGHTS**

Was the A's first round selection and fourth overall pick in the 2024 First-Year Player draft and hit .368 with four home runs and 13 RBI in 12 games in his professional debut...it was the eighth time in Athletics history the club had a top four pick in the draft, the first since 1998 when the A's selected Mark Mulder out of Michigan State with the second overall selection...was rated as the A's second-best prospect by MLB.com following the 2024 season...played for Mesa in the Arizona Fall League in 2024.

2024 HIGHLIGHTS

- Was the A's first round selection and fourth overall pick in the 2024 First-Year Player draft... hit a combined .368 with four home runs, 13 RBI and a 1.283 OPS in 12 games with Single-A Stockton and Double-A Midland before a hamstring injury ended his season in late August.
- Added 12 walks for a .520 on-base percentage...struck out just 10 times.
- Seven of his 14 hits (three doubles, four home runs) were for extra bases and he slugged .763.
- Hit .375 (12-for-32) with all four of his home runs, 12 of his 13 RBI and a 1.368 OPS against right-handed pitchers...was 2-for-6 (.333) with a .833 OPS against lefties.
- Had a .429 batting average with runners in scoring position.
- Made all 12 of his appearances at first base, including 11 starts...committed two errors for a .976 fielding percentage.
- Batted .368 in six games in the three spot in the order and .368 in five games hitting clean-up.
- **DAY-BY-DAY:** Began his career with Stockton and went 2-for-3 with a home run, two RBI and two walks in his professional debut on Aug. 10 against Lake Elsinore...homed in his second at bat, a fourth inning solo shot off Miguel Mendez, for his first hit...hit safely in each of his seven games with the Ports, going 10-for-25 (.400) with four home runs, 12 RBI and 10 walks in seven games...homed in three straight games at San Jose from Aug. 15-17 (eight RBI)...was moved up to Midland on Aug. 19 and went 2-for-4 in his Double-A debut on Aug. 20 against Wichita, giving him a career-opening eight-game hitting streak (12-for-29, .414)... then went 2-for-9 (.222) over his next four games before going on the injured list Aug. 25 with a strained right hamstring...missed the remainder of the season and ended up batting .308 with a RBI in five games with the RockHounds...returned to action with Mesa in the Arizona Fall League and hit .353 with three doubles, two triples, two home runs, 11 RBI, 11 runs scored, nine walks and a 1.058 OPS in 13 games...tied for second in the AFL in triples and ranked fifth in slugging (.608)...was rated as the A's second-best prospect by MLB.com following the season.

PERSONAL/MISCELLANEOUS

Nicholas Jeffrey Kurtz...graduated from the Baylor School...attended Wake Forest University where he earned First Team All-ACC honors in 2023 and 2024...batted .333 with 61 home runs, 182 RBI and a 1.235 OPS in 164 games over three seasons with the Demon Deacons...holds school records for most walks in a career (189) and season (78)...was rated by MLB Pipeline as the No. 7 prospect entering the draft.

LIFETIME PLAYING RECORD

Year	Club	AVG.	G	AB	R	H	2B	3B	HR	RBI	SH	SF	HP	BB	SO	SB	CS	OBP	SLG	E
2024	Stockton	.400	7	25	11	10	2	0	4	12	0	0	0	10	7	0	0	.571	.960	1
	Midland	.308	5	13	3	4	1	0	0	1	0	0	0	2	3	1	0	.400	.385	1
Minor League Totals		.368	12	38	14	14	3	0	4	13	0	0	0	12	10	1	0	.520	.763	2

CAREER TRANSACTIONS

2024 — Selected by the Oakland Athletics in the 1st round (4th selection overall) of the First-Year Player Draft.

RECENT A'S POSITION PLAYERS WHO HAVE PITCHED

PLAYER	DATE	OPPONENT	SCORE	DEC	IP	H	R	ER	BB	SO
Jace Peterson	July 6, 2023	at Detroit	0-9	–	1.0	1	0	0	1	0
Jace Peterson	April 22, 2023	at Texas	3-18	–	1.0	2	2	2	2	1
Carlos Perez	April 14, 2023	New York (NL)	6-17	–	0.2	2	0	0	1	0
Carlos Perez	April 8, 2023	at Tampa Bay	0-11	–	1.0	2	2	2	1	0
Sheldon Neuse	September 8, 2022	Chicago (AL)	2-14	–	1.0	1	0	0	0	0
Sheldon Neuse	August 25, 2022	New York (AL)	4-13	–	1.2	0	0	0	0	0
Sheldon Neuse	June 22, 2022	Seattle	0-9	–	1.0	0	0	0	0	0
Christian Bethancourt	June 8, 2022	at Atlanta	2-13	–	1.0	0	0	0	1	0
Chad Pinder	May 18, 2022	Minnesota	4-14	–	1.0	2	3	3	2	0
Mitch Moreland	August 17, 2021	at Chicago (AL)	0-9	–	1.0	1	0	0	0	1
Ka'ai Tom	April 4, 2021	Houston	2-9	–	1.0	1	0	0	0	0
Nick Martini	July 22, 2019	at Houston	1-11	–	1.0	0	0	0	2	1
Kendrys Morales	April 20, 2019	at Toronto	1-10	–	1.0	1	1	1	2	0
Jake Smolinski	June 13, 2018	Houston	5-13	–	1.0	2	2	2	0	0
Tyler Ladendorf	June 3, 2016	at Houston	2-12	–	1.0	1	0	0	1	0
Josh Phegley	May 8, 2016	at Baltimore	3-11	–	0.2	0	0	0	0	1
Ike Davis	August 16, 2015	at Baltimore	2-18	–	1.0	1	0	0	1	1
Ike Davis	April 21, 2015	at Los Angeles (AL)	1-14	–	1.0	0	0	0	0	0
Frank Menechino	July 18, 2000	at Colorado	3-18	–	1.0	6	4	4	0	0
Kevin Seitzer	May 2, 1993	at Cleveland	2-10	–	0.1	0	0	0	0	1
Vance Law	October 2, 1991	at Kansas City	5-16	–	0.2	1	0	0	1	0
Mark Wagner	August 20, 1984	at Detroit	1-14	–	1.2	2	0	0	1	1
Garry Hancock	June 25, 1984	at Kansas City	0-16	–	1.1	0	0	0	0	0
Wayne Gross	May 18, 1983	at Minnesota	5-16	–	2.1	2	0	0	1	0
Jeff Newman	September 14, 1977	at Kansas City #2	0-6	–	1.0	1	0	0	0	0
Bert Campaneris	September 8, 1965	California	3-5 (13)	–	1.0	1	1	1	2	1

**CATCHER****Height/Weight:** 6-0 / 230**Bats/Throws:** Right / Right**Birthdate:** November 18, 1997**Opening Day Age:** 27**Birthplace/Resides:** Portland, Oregon / Grapevine, Texas**Major League Service:** 2 years, 51 days**Obtained:** Acquired from Atlanta with Cristian Pache, Ryan Cusick and Joey Estes for Matt Olson, March 14, 2022**Contract Status:** First year of a one-year contract through 2025

[Updated Stats](#)
CAREER HIGHLIGHTS

Was the ninth overall selection in 2019 First-Year Player Draft by Atlanta and was traded to Oakland with three other players in the Matt Olson deal on March 14, 2022...made his Major League debut with the A's in 2022 and is a .215 hitter with 57 home runs and 165 RBI in 312 games over three seasons...is the only catcher in Athletics history with multiple 20-homer seasons...set the Athletics record for total chances (1063) and putouts (1007) by a catcher in 2024...had a .266 average with 43 home runs and 143 RBI in 243 games in three seasons in the minors...earned Pacific Coast League Postseason All-Star honors in 2022...was named MVP of the 2022 Futures Game...was the Hank Aaron Award winner as the Braves Minor League Player of the Year in 2021...was rated as Atlanta's second-best prospect by *Baseball America* following the 2021 season, fourth-best following 2020 and seventh-best after 2019.

2024 HIGHLIGHTS

- Hit .224 with 29 home runs, 80 RBI and a .739 OPS in 137 games in his second full season in the majors after batting .205 with 22 home runs, 63 RBI and a .681 OPS in 135 games in 2023.
- Hit 27 of his home runs as a catcher, which was the second highest total in Athletics history to Terry Steinbach's record of 34 in 1996...hit 21 home runs in 2023 and is the first backstop in Athletics history with two 20-homer seasons...had 76 RBI, which was fourth most in Oakland history.
- Ranked second among Major League catchers in home runs and RBI (76) to the Mariners Cal Raleigh (28 HR, 80 RBI)...was second in extra base hits (47) to the Brewers William Contreras (48).
- Had career highs in every offensive category except doubles and triples.
- Had the ninth lowest on-base percentage in the majors (.288) and the 10th lowest batting average.
- Set an Athletics record for most total chances (1063) and putouts (1007) by a catcher, breaking the previous marks of 1044 chances and 986 putouts set by Jason Kendall in 2005...his 131 games caught were the most by an Athletic since Kurt Suzuki in 2009 (135)...ranked second in the majors among catchers in games and games started (123), third in putouts, tied for third in assists (51), fourth in total chances, tied for fifth in most passed balls (7) and tied for seventh in double plays (5)...had -10 defensive runs saved, which was fourth lowest.
- Opponents were successful in 79-of-108 (73.1%) stolen base attempts with him behind the plate, which was the seventh lowest success rate in the majors...had the fourth most caught stealings (29) and the ninth most stolen bases allowed.
- Hit .226 (80-for-354) with a .736 OPS against right-handed pitchers, .219 (28-for-128) with a .747 OPS against left-handers.

**MOST HOME
RUNS, ATHLETICS
CATCHER**
SEASON

34	Terry Steinbach, 1996
27	Shea Langeliers, 2024
22	Mickey Cochrane, 1932
21	Shea Langeliers, 2023
21	Ramón Hernández, 2003
21	Gene Tenace, 1975
20	Frankie Hayes, 1939

CAREER

116	Terry Steinbach
106	Mickey Cochrane
98	Frankie Hayes
63	Gene Tenace
60	Dave Duncan
59	Ramon Hernandez
57	Kurt Suzuki
52	Shea Langeliers

**only includes home runs while playing catcher*

- Had a .177 batting average with runners in scoring position, which was third lowest in the majors and eighth lowest in Oakland history among players with 100 or more plate appearances with RISP...connected for 17 of his 29 home runs with runners on base...30 of his 57 career home runs have come with a runner on.
- Batted .250 on the road, .197 at home...had the fourth lowest home batting average in the majors...finished with a .198 career average and .643 OPS in the Coliseum...has a .232 average, .770 OPS and 37 of his 57 home runs in his career on the road.
- Hit .405 with eight home runs and 14 RBI in the ninth inning...set an Athletics record for home runs in the ninth inning, breaking the previous mark of seven set by Geronimo Beroa in 1996...ranked second in the majors in batting and home runs in the ninth inning and third in RBI.
- Slugged 13 of his 29 home runs against American League West competition...that included six home runs and 16 RBI in 12 games against Texas...now has 10 home runs and 25 RBI in his career against the Rangers, both of which are his most against any team.
- Tied for 15th in the majors in go-ahead home runs (12).
- Led the A's in sacrifice flies (6) and grounded into double plays (15).
- Batted .113 with two strikes and is a .118 career hitter in that situation...has never put the ball in play on a 3-0 count in his career (has 18 walks).
- In addition to his 123 starts at catcher, he also made three starts at designated hitter...was 2-for-7 (.286) with a home run, RBI and two walks as a pinch hitter...has three career pinch hits, two of which are home runs.
- Led the A's with 49 starts batting clean-up and 39 starts in the five spot in the order...started games in every spot except first, second and ninth.
- **DAY-BY-DAY:** Went 0-for-4 with a career-high four strikeouts on April 5 at Detroit...tied an Athletics record with his first career three-homer game on April 9 at Texas...joins Mickey Cochran (May 21, 1925 vs. St. Louis) as the only catcher in Athletics history with a three-homer game...it was the 18th three-homer game in Oakland history and the 30th in Athletics history...his three runs scored were also a career-high and it was his first career game with three extra base hits...hit .159 in April, which was fifth lowest in the majors and the lowest single-month average of his career...nine of his 13 hits in the month were for extra bases (three doubles, six home runs)...now has a .194 career average in April...was batting .165 over his first 30 games through May 3...then went 3-for-5 with a career-high tying three runs, a triple, home run, three RBI and a hit by pitch on May 4 against Miami...became the second catcher in Oakland history (Mike Heath, April 26, 1985) and the eighth in Athletics history with a triple and home run in the same game...is the fourth player in Athletics history with a triple, home run and hit by pitch in the same game (Reggie Jackson in 1969, Chad Pinder in 2018, Tony Kemp in 2022)...was 5-for-9 with a double, triple, two home runs and eight RBI in the doubleheader against Texas on May 8...set an Oakland record for RBI in a doubleheader, breaking the previous mark of seven by Reggie Jackson on Aug. 24, 1969 against Baltimore...had career highs in RBI (5) and extra bases hits (3) in the first game of the twin-bill...batted .250 in May but had five doubles, two triples and six home runs for a .588 slugging percentage and .921 OPS...then hit .184 with three home runs and 12 RBI in 21 games in June...hit his first career grand slam on June 14 at Minnesota...had a career-high 38-game errorless streak from July 6 to Aug. 30...had an extra base hit in five consecutive games from July 23 to 30 (three doubles, two home runs)...batted .253 in July, which was the best single-month average of his career until hitting .259 in August...had the first two four-hit games of his career in back-to-back games on Aug. 10 at Toronto and Aug. 13 at New York (NL)...tied an Athletics record with a hit in eight consecutive at bats...was the second to do it in 2024 (Seth Brown, July 23-26)...was the third player in Oakland history (Brent Gates, May 23-24, 1994; Mark McGwire, June 27-28, 1987) and the 13th in Athletics history with back-to-back four-hit games...is one of two A's catchers with back-to-back four-hit games (Frankie Hayes, July 25-26, 1936)...reached base safely in all four plate appearances against the Blue Jays, all five against the Mets (was hit by a pitch) and then walked in his first plate appearance on Aug. 14 at New York (NL) for a streak of reaching base in 10 consecutive plate appearances...reached base safely five times for the first two times of his career on Aug. 13 (4-for-4, hbp) and 15 (3-for-4, bb, hbp) at New York (NL)...equaled his career high with three extra base hits on the 13th...had a career-high tying 0-for-16 streak from Aug. 23 to 28...had the fourth and fifth multi-homer games of his career when he hit two home runs on Sept. 2 against Seattle

and Sept. 17 at Chicago (NL)...the second home run against the Mariners was a walk-off shot off Austin Voth in the bottom of the ninth for his second career game-ending RBI...hit his second career pinch home run on Sept. 15 at Chicago (AL)...had a career-high six-game hitting streak from Sept. 17 to 24 (8-for-20, .400), which started a season-ending and career-high tying nine-game reaching base streak...batted .228 in September but six of his 18 hits were home runs and he also drove in 16 runs in 23 games...now has 14 home runs and 41 RBI in his career in September, which are his most for any month.

CAREER

2023—Batted .205 with 22 home runs and 63 RBI in 135 games in his first full season in the majors...the batting average was eighth lowest in the majors among players with 400 or more plate appearances...using the same minimum, he had the fifth lowest on-base percentage (.268)...hit 21 of his 22 home runs as a catcher, which tied for third most in the majors among catchers...also ranked second in triples (4) and eighth in RBI (60)...became the fourth catcher in Oakland history and the sixth in Athletics history to hit 20 or more home runs...his four triples tied the Oakland catcher record set by Mike Heath in 1982 and '85...led the A's in triples (4)...nearly half of his hits (45 of 92, 48.9%) were for extra bases...hit .217 with a .723 OPS against right-handed pitchers, .179 with a .583 OPS against left-handers...his average improved to .235 with runners in scoring position...connected for 19 of his 22 home runs in night games...16 came on the road and 11 were hit with runners on base...batted .205 before the All-Star Break, .206 after the break...however, his OPS improved from .633 before the break to .752 after the break...hit .121 with two strikes...tied for second in the majors among catchers in games started (116), ranked fifth in games (123), sixth in total chances (1002), putouts (945) and assists (47) and eighth in double plays (6)...tied for fifth in most passed balls (7) and tied for sixth in most errors (10)...had -13 defensive runs saved, which was third lowest among catchers and ninth lowest among all Major Leaguers...his 10 errors matched the most by an A's catcher over the last 22 years (Lucroy, 2018)...opponents were 80-for-118 (67.8%) in stolen base attempts with him behind the plate, which was the second lowest success rate in the majors (Moreno, ARI 60.0%)...had the most caught stealings (38) but the 80 stolen bases were fifth most...also made eight starts at designated hitter and was 1-for-5 with a home run and three RBI as a pinch hitter...started games in each of the bottom six spots in the order...led the A's with 38 starts batting seventh, 32 hitting eighth and 20 batting fifth...hit .252 with eight of his 22 home runs and 22 of his 63 RBI batting eighth...hit his sixth home run in his 23rd game on April 27...then homered just five times over his next 80 contests from April 28 to Aug. 19...finished April with a .227 batting average, six home runs and 16 RBI in 24 games...then batted a combined .194 with four home runs and 19 RBI in 65 games in May, June and July...stole the first base of his career June 30 against Chicago (AL)...went 14-for-65 (.215) over a 20-game stretch from Aug. 21 to Sept. 15 but nine of the hits were home runs and he drove in 17 runs...had the second two-homer game of his career Aug. 24 at Chicago...hit .232 with six home runs in 22 games in August, his best single-month average of 2023...then batted .194 with 16 RBI in 23 games in September...11 of his 14 hits in the month were for extra bases (four doubles, one triple, six home runs)...hit his first career pinch hit home run Sept. 22 against Detroit...it was the first pinch hit of his career as he was previously 0-for-3 in the pinch.

2022—Was one of four players acquired from Atlanta in the Matt Olson trade during the spring and spent the first 4½ months of the season at Triple-A Las Vegas...hit .283 with 19 home runs, 56 RBI and an .876 OPS in 92 games with the Aviators to earn Pacific Coast League Postseason All-Star honors...was selected by the A's on Aug. 16 and batted .218 with six home runs, 22 RBI and a .691 OPS in 40 games with Oakland in his Major League debut...with the A's, added 10 doubles and a triple for a .430 slugging percentage...17 of his 31 hits (54.8%) were for extra bases...batted .276 with an .801 OPS against left-handed pitchers compared to .204 with a .660 OPS against right-handers...had a .345 batting average with runners in scoring position, which was fifth best in the American League among players with at least 150 plate appearances overall...hit .182 with the bases empty, .278 with runners on...connected for five of his six home runs on the road...three came against Seattle and all of those came in three games at T-Mobile Park...started 24 games at designated hitter and 14 at catcher...batted .184 with two home runs, seven RBI and a .536 OPS as the DH compared to .273 with four home runs, 15 RBI and a .935 OPS as the catcher...committed just one error in 17 games behind the plate for a .993 fielding percentage...opponents were successful in 16-of-19 (84.2%) stolen bases attempts with him be-

hind the plate...started games at every spot in the order except first, third and ninth and saw his most action with 10 starts in the seven spot and nine batting eighth...in addition to earning PCL Postseason All-Star honors, he also represented the AL in the All-Star Futures game and earned MVP honors in the game...was named an A's Organization All-Star by MLB.com...received the Mayor's Trophy (voted by fans) and team MVP honors from Las Vegas...based on a minimum of 400 plate appearances, he ranked sixth in the PCL in slugging (.510), seventh in OPS (.976) and 10th in batting (.283)...ranked fourth in the A's farm system in home runs (19), tied for seventh in extra base hits (40), tied for ninth in RBI (56) and 10th in runs (62)...posted minor league bests in every category except games, home runs and strikeouts...in addition to his 19 home runs, he also had 19 doubles and two triples for a .510 slugging percentage...was 5-for-6 (83.3%) in stolen base attempts...hit .296 with an .889 OPS against right-handed pitchers, .257 with an .847 OPS against left-handers...batted .326 with a .991 OPS in 46 home games, .240 with a .759 OPS in 46 road games...hit .324 with a .946 OPS in the seventh inning or later...started 76 games at catcher and 13 at designated hitter...committed eight errors overall behind the plate for a .988 fielding percentage...opponents were successful in 69-of-93 (74.2%) stolen base attempts with him catching...saw his most playing time with 28 games hitting fourth and 23 batting third...went 4-for-5 on April 19 against El Paso, matching his minor league career high for hits...that started a 14-game stretch through May 4 where he hit .389 with 14 runs, seven home runs, 15 RBI and a 1.318 OPS...had his fifth career minor league two-homer game on April 30 against Tacoma...batted .301 with nine home runs, 20 RBI and a 1.119 OPS in 20 games in April...tied for third in all of minor league baseball in home runs in April, ranked sixth in slugging (.712) and ninth in OPS...drew a walk in eight consecutive games from June 11 to 23 (eight walks total)...went 14-for-50 (.280) with four home runs and 11 RBI during an 11-game hitting streak from July 1 to 22...was named to the American League team for the Futures Game and was named MVP of the game on July 16 at Dodger Stadium after going 1-for-2 with a home run and RBI in the AL's 6-4 win...went 4-for-4 with a walk on July 26 at Albuquerque...had his third four-hit game of the season Aug. 5 against Reno and went 11-for-24 (.458) over a six-game stretch Aug. 5 to 13...was selected by Oakland on Aug. 16 and made his Major League debut that day at Texas...went 1-for-4 in a start at designated hitter...doubled off Kohei Arihara in his first at bat in the second inning for his first hit...hit his first ML home run the next day at Texas, a two-run shot off Josh Sborz in the eighth inning...made his first start at catcher on Aug. 18 against the Rangers and threw out Semien attempting to steal second base in the first inning...had his first multiple hit game when he went 3-for-4 against Seattle on Aug. 21...was hitting .294 with two home runs, seven RBI and a .953 OPS over his first nine games through Aug. 25...then had a career-high 0-for-16 streak from Aug. 26 to Sept. 1...did not strike out on Sept. 4 at Baltimore, snapping a career-opening streak of 16 consecutive games with a strikeout, which was the longest such streak in Athletics history...struck out 29 times in 66 plate appearances over that stretch...went 11-for-40 (.275) with four doubles, three home runs, nine RBI and a .970 OPS over his final 12 games beginning Sept. 22...had his first career two-homer game Oct. 3 at Seattle...walked with the bases loaded in the bottom of the 10th inning Oct. 4 against Los Angeles (AL) for his first career game-ending RBI...it was the 28th walk-off walk in Oakland history.

2021—Was the Hank Aaron Award winner as the Braves Minor League Player of the Year after combining to hit .256 with 22 home runs and 53 RBI in 97 games with Double-A Mississippi and Triple-A Gwinnett in his first full professional season...began the year at Double-A Mississippi and hit .258 with 22 home runs and 52 RBI in 92 games...played in five postseason games for Double-A South Champion M-Braves and was moved up to Gwinnett following the postseason...went 2-for-11 (182) in five games in his Triple-A debut...added to Atlanta's taxi squad for the postseason, traveling and working out with the team for all three rounds of the club's run to the World Series title...ranked second in the Double-A South in slugging (.498), third in home runs, fourth in OPS (.836), seventh in runs (56), eighth in total bases (164), ninth in batting and tied for ninth in extra base hits (35)...tied for second in the Braves farm system in home runs, ranked fifth in total bases (168), tied for fifth in extra base hits (37), seventh in RBI and runs (59) and tied for ninth in hits (87)...hit .273 with an .894 OPS and 20 of his 22 home runs against right-handed pitchers, .202 with a .644 OPS against left-handers...started 82 games at catcher and 12 at designated hitter...tossed out 31-of-74 (41.9%) attempted base stealers, which was second best among Triple-A and Double-A catchers with at least 60 games caught...committed five errors for a .994 fielding percentage...saw his most action with 70 games batting clean-up...was named

the Braves number two prospect by *Baseball America* following the season...had his first career two-homer game May 8 against Pensacola...threw out 11-of-18 (61.1%) attempted base stealers from May 19-June 10...was named Double-A South Player of the Week for the week of May 24-30 after going 8-for-19 (.421) with five runs, two doubles, a home run and five RBI in five games... the home run was a grand slam on May 27 against Montgomery...went 4-for-5 with four runs scored, three home runs and three RBI on June 2 at Pensacola...stole the first base of his career on June 30 at Montgomery...had nine home runs and 16 RBI in 22 games in June, all his best single-month figures in 2021...had a season-best 13-game hitting streak from July 24-Aug. 13... went 20-for-51 (.392) with 14 runs, four doubles, five home runs and 10 RBI during the streak... had his fourth career four-hit game on Aug. 10 at Biloxi when he went 4-for-4 with two home runs and four RBI...hit .306 in 17 games in August...batted .222 (4-for-18) with a double, two RBI and two walks in five postseason games for Mississippi...was sent to Triple-A Gwinnett following the playoffs and went 0-for-3 with two walks in two games.

2020—Received a non-roster invitation to Atlanta’s Spring Training, less than one year after getting drafted by the Braves...played in eight games and went 6-for-14 (.429) with one home run, five RBI, one walk and one run scored...spent the rest of the season at the club’s alternate training site...ended the season ranked by MLB.com and *Baseball America* as the Braves’ No. 4 prospect.

2019—In his first professional season, played in 54 games with Single-A Rome...threw out 41.0 percent of would-be base stealers (16-of-39)...named by *Baseball America* as the best “Defensive Catcher” and the seventh-best prospect in Atlanta’s organization...tabbed by MLB.com as Atlanta’s No. 5 prospect...became the first catcher taken by Atlanta with its top overall selection in a draft since 1989, when the Braves took Tyler Houston second overall.

PERSONAL/MISCELLANEOUS

Shea Ryan Langeliers was originally signed by Braves scout Darin Vaughan...is married, Raegan...graduated from Keller (TX) High School...played collegiately at Baylor University for three seasons...majored in engineering...was a unanimous First-Team All-Big 12 selection in 2019... threw out 14-of-25 (56%) base stealers...set an NCAA Tournament single-game record in 2019 with 11 RBI in the Bears second game of the regional, June 1 vs. the University of Nebraska Omaha...in 2018, was named the Rawlings/ABCA Gold Glove Winner at his position.

LIFETIME PLAYING RECORD

Year	Club	AVG	G	AB	R	H	2B	3B	HR	RBI	SH	SF	HP	BB	SO	SB	CS	OBP	SLG	E
2019	Rome	.255	54	216	27	55	13	0	2	34	0	4	2	17	55	0	0	.310	.343	3
2020		(Minor League Season Cancelled — Did Not Play)																		
2021	Mississippi	.258	92	329	56	85	13	0	22	52	0	1	4	36	97	1	0	.338	.498	4
	Gwinnett	.182	5	11	3	2	2	0	0	1	0	0	0	3	6	0	0	.357	.364	1
2022	Las Vegas	.283	92	353	62	100	19	2	19	56	0	2	4	43	88	5	1	.366	.510	8
	OAKLAND	.218	40	142	14	31	10	1	6	22	0	2	0	9	53	0	0	.261	.430	1
2023	OAKLAND	.205	135	448	52	92	19	4	22	63	1	2	5	34	143	3	2	.268	.413	10
2024	OAKLAND	.224	137	482	58	108	18	2	29	80	0	6	5	41	145	4	2	.288	.450	5
Major League Totals		.215	312	1072	124	231	47	7	57	165	1	10	10	84	341	7	4	.276	.432	16
Minor League Totals		.266	243	909	148	242	47	2	43	143	0	7	10	99	246	6	1	.342	.464	16

CAREER TRANSACTIONS

2016 — Selected by the Toronto Blue Jays organization in the 34th round of the First-Year Player Draft; did not sign. **2019** — Selected by the Atlanta Braves organization in the 1st round (9th pick overall) of the First-Year Player Draft. **2022** — Traded to the Oakland Athletics with outfielder Cristian Pache and minor league pitchers Ryan Cusick and Joey Estes for first baseman Matt Olson, March 14.

LANGELIERS' CAREER BESTS

Hits: 4 (twice), last: August 13, 2024 at New York (NL)

Home Runs: 3, April 9, 2024 at Texas

Runs Batted In: 5, May 8, 2024 vs. Texas

Stolen Bases: 1 (seven times), last: July 3, 2024 vs. Los Angeles (AL)

Hitting Streak: 6, September 17 to 24, 2024

Hitless Streak (At Bats): 16 (twice), last: August 23 to 28, 2024

Game Ending RBI: 2, September 2, 2024 (home run); October 4, 2022 vs. Los Angeles-AL (walk)

Grand Slams: 1, June 14, 2024 vs. Minnesota (Simeon Woods Richardson)

Pinch-Hit Home Runs: 2, September 15, 2024 at Chicago-AL (Fraser Ellard); September 22, 2023 vs. Detroit (Tyler Holton)

Inside-The-Park Home Runs: None

Lead Off Home Runs: None



RIGHT-HANDED PITCHER

Height/Weight: 6-0 / 195

Bats/Throws: Right / Right

Birthdate: December 19, 1993

Opening Day Age: 31

Birthplace/Resides: Esperanza, Dominican Republic / Esperanza, Dominican Republic

Major League Service: 8 years, 41 days

Obtained: Signed as a free agent, January 17, 2025

Contract Status: First year of a one-year contract through 2025

[Updated Stats](#)

CAREER HIGHLIGHTS

Has pitched eight seasons in the majors, all with Texas, and is 12-20 with 41 saves and a 3.27 ERA in 350 career appearances...left Texas as the Rangers/Senators all-time leader in strikeouts by a reliever (469), ranked fourth in games pitched (350) and 10th in saves (41)...was 6-10 with 28 saves and a 3.18 ERA in 188 games from 2016-19...pitched in just two games from 2020-21 as he missed most of 2020 with a torn right teres major muscle and all of 2021 following “Tommy John” surgery...is 6-10 with 12 saves and a 3.36 ERA in 160 games over the last three years... appeared in 13 postseason games for the World Series Champion Rangers in 2023...saved four postseason games, which matched his 2023 regular season total...was named Rangers Pitcher of the Year by DFW BBWAA chapter in 2018...has spent his entire career in the Texas organization as he was signed out the Dominican Republic in 2010 at the age of 16.

2024 HIGHLIGHTS

- Was 6-5 with a 4.32 ERA and .672 opponents OPS in 64 relief appearances in his eighth season in the majors, all of which have come with Texas.
- His 64 games pitched were second most of his career and his most since 2019 (70)...also had his most innings pitched (66.2) and strikeouts (89) since 2019 (68.2 ip, 100 so).
- His six wins were a career-high as he had just six wins in 286 career appearances entering the season...also had career highs in losses and hits (56) and matched his career high in home runs (7)...had the first two balks of his career.
- Left Texas as the Rangers/Senators all-time leader in strikeouts by a reliever (469), ranked fourth in games pitched (350) and 10th in saves (41).
- Ranked 14th in the majors among relievers in strikeouts per nine innings (12.02) and tied for 14th in strikeouts.
- Held the opposition to a .227 batting average but issued 32 walks in 66.2 innings (4.32 per nine innings) for a .323 opponents on-base percentage.
- His opponents batting average broke down to .193 (31-for-161) with a .596 OPS against right-handed hitters compared to .291 (25-for-86) with a .803 OPS against left-handers...issued 18 of his 32 walks to lefties for a .419 on-base percentage...has held right-handed hitters to a .160 batting average and .533 OPS in his career.
- Opponents hit .181 with five of his seven home runs with the bases empty, .284 with runners on...however, his opponents average dropped to .229 with runners in scoring position.
- Allowed 9-of-30 (30.0%) inherited runners to score...first batters faced were 10-for-56 (.179) with seven walks and a sacrifice fly (.266 on-base percentage).
- Had a 3.95 ERA, .585 opponents OPS and allowed just 2-of-14 (14.3%) inherited runners to score in 36 appearances before the All-Star Break...then compiled a 4.91 ERA, .795 OPS and allowed 7-of-16 (43.8%) inherited runners to score in 28 outings after the break.
- Posted a 3.13 ERA in 30 road games, a 5.40 ERA in 34 contests at home...surrendered five of his seven home runs at home...has a 2.57 ERA in his career on the road compared to 3.91 at home.
- Compiled a 6.14 ERA in 15 interleague appearances...had a 3.81 ERA against the American League, including a 1.86 ERA in 16 appearances against AL Central teams.
- Pitched mostly in the seventh inning where he logged a 2.25 ERA in 24.0 innings and stranded 12-of-13 inherited runners...posted a 9.31 ERA in 9.2 innings in the ninth inning.

- Held the opponents three hitter in the batting order to a .081 average.
- Tossed more than one inning in 17 of his 64 appearances.
- **DAY-BY-DAY:** Retired the first batter he faced in each of his first 13 appearances through May 6...however, yielded at least one run in four of his first five outings through April 9 (14.40 ERA)...including March 31 against Chicago (NL) when he allowed a career-high four runs in 0.2 innings in his second appearance of the season and took the loss (1 h, 3 bb)...also allowed four runs on May 17, 2018 at Chicago (AL)...was credited with his only save of the season on April 6 against Houston when he pitched 1.1 scoreless innings in the Rangers 7-2 win...did not allow a run over eight contests from April 12 to May 6 and was credited with three wins (9.0 ip, 4 h, 6 bb, 11 so)...recorded his 394th career relief strikeout on May 6 at Oakland (Brett Harris), passing Francisco Cordero (393) to become the Rangers/Senators all-time leader in relief strikeouts...made the 300th appearance of his career two days later against the A's...yielded six runs over a five-game stretch from May 8 to 18 (11.57 ERA)...fanned a season-high four batters in 1.2 innings on May 11 at Colorado...was also charged with the first balk of his career in that contest...allowed just five runs over a 22-game stretch from May 23 to July 25...had a 1.69 ERA, .122 opponents batting average and .424 OPS over that span and allowed just 1-of-10 (10.0%) inherited runners to score...tossed a season-high 2.1 scoreless innings and retired all seven batters he faced on May 26 at Minnesota...matched his season high with 2.1 innings on June 3 against Detroit but allowed one run and was the losing pitcher in a 2-1 loss...had his lowest single-month ERA in June when he compiled a mark of 2.31 in nine appearances...struck out a season-high tying four batters in 2.0 scoreless innings on July 22 against Chicago (AL)...compiled a 14.29 ERA over a seven-game span from July 31 to Aug. 13...fanned 15 batters while walking just two in 9.2 innings over 10 games in July...yielded a career-high tying four hits Aug. 7 at Houston and Aug. 13 at Boston...did not surrender a run in 14 of his final 17 appearances beginning Aug. 15 (2.30 ERA) but allowed 4-of-9 (44.%) inherited runners to score...compiled a 6.52 ERA and 1.047 opponents OPS in 11 outings in August...logged a season-high 47 pitches in 1.2 innings on Sept. 21 against Seattle.

CAREER

2023—Went 0-2 with four saves, eight holds, and a 2.68 ERA over 57 relief appearances across streaky 2023 campaign...went 4-for-9 (44.4%) in saves, as one of three Rangers to record a save for Texas in 2023 (also 22-Smith, 4-Chapman)...fanned 67-of-233 (28.8%) batters faced, the third-highest single-season strikeout total of his career and the most relief strikeouts among Rangers in 2023...tied his career long appearance of 2.2 innings on June 11 at Tampa Bay, in a 7-3 Rangers defeat...endured a stint on the injured list from June 24-July 5 with a right ankle sprain, which included a rehab assignment with Double-A Frisco from July 2-5...finished the season ranked among the AL relief leaders in opponents slugging (9th, .292), hits allowed per nine innings (11th, 5.84), opponents batting average (t-11th, .183), and ERA (13th)...was significantly more effective against right-handed batters than left, permitting a .149/.241/.255/.496 slash line to righties, compared to .262/.387/.377/.764 posted against him by lefties...was stingy in scoring situations as opponents managed just a .159 batting average with runners in scoring position (t-9th in AL, min. 40 ab), with only one extra base hit...was originally slated to represent his native Dominican Republic in the 2023 World Baseball Classic in March, but did not participate due to neck discomfort and a desire to be healthy for the start of regular season play...did not permit an earned run over first nine appearances of the season, fanning eight in 8.2 innings...posted a 1.86 ERA over a 27-game span beginning May 24...was on the injured list from June 24 to July 5 with a sprained right ankle...closed out the regular season with eight straight scoreless appearances (8.2 ip, 4 h, 2 bb, 13 so)...appeared in 13 of Texas' 17 postseason games (including 12 of the 13 wins), posting a 1-1 record, a 3.29 ERA, four saves and 14 strikeouts to 6 walks in 13.2 innings...his 13 appearances led all ML hurlers during the postseason and tied for third-most in postseason history...his four postseason saves are the second-most in Texas postseason history to only Neftalí Feliz (7)...became the first MLB pitcher to have at least four saves in the regular season and then match or surpass that total in the postseason that year...earned his first career postseason win in World Series Game 1...recorded a four-out save in ALCS Game 1 at Houston, the third four or more out save in Texas postseason history...became the first pitcher in MLB postseason history to finish each of his team's first seven games in a single postseason...his 13.2

innings pitched in the postseason tied for the most by a Texas reliever in a single postseason (also S. Feldman in 2011).

2022—Was on the 60-day injured list from Opening Day through June 15 as he continued his recovery from March 30, 2021 “Tommy John” surgery...his season debut on June 18, 2022 at Detroit was his first Major League outing since July 26, 2020 vs. Colorado, as he had missed most of 2020 with a torn right teres major muscle...posted a 2.83 ERA over 39 relief appearances...ranked among staff leaders in saves (2nd, 7), relief strikeouts (3rd, 54), relief innings (6th, 47.2), and games (t-6th, 39)...from the time of his season debut on June 18, Leclerc led the staff in relief strikeouts, ranking second with both 39 appearances and 47.2 relief innings...went 7-for-9 in save chances, going 2-for-last-4 in save tries after converting his first five opportunities...saved five of the Rangers eight wins in September, and finished 7 of those 8 victories...his save on Aug. 14 vs. Seattle was his first since July 24, 2020 vs. Colorado...pitched two or more innings on eight occasions, including a season-high 2.1 innings on Aug. 12 vs. Seattle...his last outing with six or more outs was Aug. 30 vs. Houston...had a season-high four strikeouts, July 15 vs. Seattle...allowed two home runs on July 13 vs. Oakland, the only game of his career with multiple home runs allowed.

2021—Missed the entire season following “Tommy John” ligament replacement surgery on his right elbow on March 30...the surgery was performed by Rangers Team Physician Dr. Keith Meister...first experienced soreness after his spring outing on March 18 vs. Cincinnati in Surprise.

2020—Missed nearly the entire 2020 season, as he was on the 45-day injured list from July 30 through the end of season with a torn right teres major muscle...experienced tightness behind his right shoulder while warming up in the bullpen during the game on July 29 vs. Arizona...his only appearances came in the Rangers first series of the year...converted his lone save chance on Opening Day, July 24, 2020 vs. Colorado in the first-ever game at Globe Life Field, a 1-0 victory over Rockies (1.0 ip, 2 so)...made the Opening Day roster for the fourth straight season.

2019—Led the Texas staff in appearances (70), saves (14), and games finished (40), all career highs...ranked fourth on the club with 100 strikeouts in just 68.1 innings, the fewest innings ever for a Rangers pitcher to record 100 or more strikeouts...had a 4.43 ERA in 67 relief appearances and a 2.45 ERA in three starts as the “opener”...finished tied for fifth among American League relievers in strikeouts (96), the fifth-highest single-season total in club history and the most since Mitch Williams (123) in 1987...his 13.29 strikeouts per nine innings was fifth-best among AL qualifying relievers and a club record (13.27-Leclerc in 2018)...had at least one strikeout in a club-record 29 consecutive relief appearances from April 17 to July 7...went 14-for-18 in save chances to become the first Texas reliever with 12 or more saves in consecutive seasons since Joe Nathan in 2012 (37) and 2013 (43)...his blown save on April 9 at Arizona snapped a string of 14 consecutive successful save opportunities over two seasons (Aug. 4, 2018 to April 2, 2019) as well as a 251-inning scoreless streak (July 28, 2018-April 3, 2019)...had three opener starts, the first of his ML career: May 17 vs. St. Louis, May 29 at Seattle and July 7 at Minnesota...signed a contract extension on March 16, 2019 covering the 2019-22 seasons with club options for 2023 and 2024...allowed runs in just one of seven appearances for Cibao in Dominican Winter League in November.

2018—Was named Rangers Pitcher of the Year by DFW BBWAA chapter after being one of four Major League pitchers with 50 or more innings, a sub-0.900 WHIP and 13 or more strikeouts per nine innings, joining Chris Sale, Josh Hader and Edwin Díaz...Leclerc remains the only pitcher in Rangers franchise history to reach those marks...recorded the lowest relief opponents batting average in the majors (.126) and ranked among the American League leaders in opponents OPS (2nd, .431), ERA (2nd, 1.56), WHIP (3rd, 0.85), and strikeouts per nine innings (7th, 13.27)...had the third-lowest relief ERA in Rangers history to Neal Cotts (1.11) and Joe Nathan (1.39) in 2013...for the season, Leclerc whiffed 38.1% (85-of-223) of all batters faced...had three stints with Texas: Opening Day-April 4, April 21-26, and April 30-end of season...finished season as club’s closer, going 12-for-12 in save tries from Aug. 4 through the end of the season...had saves in seven straight Texas wins from Aug. 13-24, the longest such span since Francisco Cordero (8, April 9-22, 2005)...ended the season with a team-best 21.0-inning scoreless streak over his final

21 appearances beginning July 28, seventh-longest in the AL in 2018...named Rangers Player of the Month for August...posted 6.2 shutout innings in six games with Cibao in the Dominican Winter League.

2017—In first full Major League season, posted the seventh-lowest opponents average (.146) among qualifying American League relievers...was on the disabled list from May 8 to June 1 with a bruised right index finger, an issue he pitched through for much of the season's first five weeks...had a rehab assignment with Frisco, from May 28 to June 1...opposing right-handed batters hit just .108, which was the lowest in the majors among pitchers with 80 or more at bats against...posted at least one strikeout in each of his first 18 outings...collected his first ML win on June 13 at Houston...record his first save on April 12 at Los Angeles (AL), when he retired Trout (strikeout) and Pujols (fly out) on four pitches in the eighth inning...pitched for Cibao in the Dominican Winter League.

2016—Posted 1.80 ERA across 12 games spanning two stints with Texas (July 5-15 and Sept. 4-end of season) in his first Major League action...made his ML debut July 6 at Boston (2.2 ip, 0 r, 4 so) to become just the second reliever in Texas history with four or more strikeouts over 2.0 or more scoreless innings in a debut, joining Neftalí Feliz (4 so in 2.0 ip on Aug. 3, 2009 at Oakland)...combined to go 2-7 with a 3.00 ERA in 39 games, two starts, with Double-A Frisco and Triple-A Round Rock...was promoted to Round Rock on May 23 for his first career Triple-A action...pitched for Cibao in the Dominican Winter League.

2015—In his only season as a starter, recorded the eighth-most strikeouts (98) in the Texas League, while leading the league in walks (73)...also tied for sixth in hit batsmen (6)...was 5-8 with a 5.68 ERA in his 22 starts...began season in the bullpen and made three relief appearances before joining the rotation on April 25...allowed four runs over 1.2 innings in first start on April 25 vs. Corpus Christi.

2014—Led all Texas farmhands and ranked fourth in the Carolina League with 14 saves...averaged 12.4 strikeouts per nine innings...whiffed 32% (79-of-243) of all batters faced...was 2-0 with a 0.00 ERA, 19 strikeouts and one walk in 9.2 innings in seven games with Cibao in Dominican Winter League.

2013—Jumped to Hickory in first season stateside and led the Crawdads in relief appearances...averaged 11.7 strikeouts per nine innings...was 2-0 with a 1.05 ERA over 19 outings following the break.

2012—Returned to the DSL Rangers and logged the second-most relief innings on the staff.

2011—Pitched for the DSL Rangers in his first professional season and recorded a team-high five holds.

PERSONAL/MISCELLANEOUS

José Ramon Leclerc was originally signed by Rangers scout Willy Espinal...he and his wife, Oclenny Blanco, have two sons: Joshuel and Liam Jose...his brother Anyelo, a right-handed pitcher, was signed by Texas on Nov. 15, 2010 and selected by Boston in the minor league phase of the 2015 Rule 5 Draft.

LIFETIME PITCHING RECORD

Year	Club	W	L	ERA	G	GS	CG	SHO	SV	IP	H	R	ER	HR	HB	BB	IBB	SO	WP	BK
2011	DSL Rangers	3	1	2.36	20	1	0	0	1	34.1	25	14	9	1	2	18	1	27	4	0
2012	DSL Rangers	3	1	1.54	19	0	0	0	1	46.2	32	15	8	1	5	18	0	41	13	2
2013	Hickory	3	4	3.36	39	0	0	0	5	59.0	53	26	22	2	6	21	0	77	3	0
2014	Myrtle Beach	4	1	3.30	42	0	0	0	14	57.1	39	23	21	8	2	37	1	79	5	1
2015	Frisco	6	8	5.77	26	22	0	0	0	103.0	97	66	66	8	6	73	0	98	13	2
2016	Frisco	0	5	3.52	10	2	0	0	1	23.0	17	11	9	1	1	10	0	28	2	0
	Round Rock	2	2	2.72	29	0	0	0	1	43.0	23	13	13	3	0	28	0	50	3	1
	TEXAS	0	0	1.80	12	0	0	0	0	15.0	11	4	3	0	0	13	2	15	1	0
2017	TEXAS	2	3	3.94	47	0	0	0	2	45.2	23	21	20	4	3	40	1	60	5	0
	Frisco	0	0	0.00	2	0	0	0	0	2.0	1	0	0	0	0	0	0	3	0	0
2018	TEXAS	2	3	1.56	59	0	0	0	12	57.2	24	16	10	1	3	25	1	85	2	0
	Round Rock	0	1	7.71	4	0	0	0	1	4.2	3	4	4	0	1	5	0	9	0	0
2019	TEXAS	2	4	4.33	70	3	0	0	14	68.2	52	34	33	7	6	39	1	100	7	0
2020	TEXAS	0	0	4.50	2	0	0	0	1	2.0	2	1	1	0	0	2	0	3	0	0
2021										(Injured — Did not pitch)										
2022	Frisco	1	0	3.86	2	0	0	0	0	2.1	4	1	1	0	0	0	0	3	0	0
	Round Rock	0	1	5.40	7	0	0	0	0	6.2	5	4	4	0	1	5	0	8	0	0
	TEXAS	0	3	2.83	39	0	0	0	7	47.2	33	17	15	5	3	21	0	54	2	0
2023	Frisco	0	0	4.50	2	0	0	0	0	2.0	1	1	1	1	0	0	0	1	0	0
	TEXAS	0	2	2.68	57	0	0	0	4	57.0	37	19	17	5	2	28	2	67	2	0
2024	TEXAS	6	5	4.32	64	0	0	0	1	66.2	56	33	32	7	4	32	1	89	5	2
Major League Totals		12	20	3.27	350	3	0	0	41	360.1	238	145	131	29	21	200	8	473	24	2
Minor League Totals		22	24	3.70	202	25	0	0	24	384.0	300	178	158	25	24	215	2	424	43	6

CAREER TRANSACTIONS

2010 — Signed by the Texas Rangers organization as a non-drafted free agent, December 9. **2017** — On the injured list, May 8 to June 1; included rehabilitation assignment to Frisco, May 28 to June 1. **2020** — On the injured list, July 27 to October 31; included rehabilitation assignment to the Rangers Alternate Site, August 5 to 8. **2021** — On the injured list, March 30 to November 4. **2022** — On the injured list, April 7 to June 15; included rehabilitation assignments to Frisco, May 25 to 30, and Round Rock, May 31 to June 15. **2023** — On the injured list, June 21 to July 5; included rehabilitation assignment to Frisco, July 2 to 5. **2024** — Elected free agency, November 4. **2025** — Signed by the Athletics, January 17.

WILD CARD PITCHING RECORD

Year	Club/Opp.	W	L	ERA	G	GS	CG	SHO	SV	IP	H	R	ER	HR	HB	BB	IBB	SO	WP	BK
2023	TEX vs. TB	0	0	0.00	2	0	0	0	0	2.0	2	0	0	0	0	1	0	3	0	0

DIVISION SERIES PITCHING RECORD

Year	Club/Opp.	W	L	ERA	G	GS	CG	SHO	SV	IP	H	R	ER	HR	HB	BB	IBB	SO	WP	BK
2023	TEX vs. BAL	0	0	3.00	3	0	0	0	1	3.0	2	1	1	1	0	0	0	3	0	0

LEAGUE CHAMPIONSHIP SERIES PITCHING RECORD

Year	Club/Opp.	W	L	ERA	G	GS	CG	SHO	SV	IP	H	R	ER	HR	HB	BB	IBB	SO	WP	BK
2023	TEX vs. HOU	0	1	6.75	5	0	0	0	2	5.1	4	4	4	2	0	5	0	4	0	0

WORLD SERIES PITCHING RECORD

Year	Club/Opp.	W	L	ERA	G	GS	CG	SHO	SV	IP	H	R	ER	HR	HB	BB	IBB	SO	WP	BK
2023	TEX vs. ARI	1	0	0.00	3	0	0	0	1	3.1	1	0	0	0	0	0	0	4	0	0

LECLERC'S CAREER BESTS

Low Hit Complete Game: None

Innings Pitched: 2.2 (twice), last: July 6, 2016 at Boston

Strikeouts: 5 (twice), last: May 19, 2019 vs. St. Louis

Pitches: 51, July 6, 2016 at Boston

Longest Winning Streak: 3 (twice), last: July 9 to September 7, 2024

Longest Losing Streak: 8, August 29, 2019 to April 9, 2024

Longest Scoreless Streak: 25.1, July 28, 2018 to April 3, 2019

CATCHER

Height/Weight: 6-1 / 206

Bats/Throws: Right / Right

Birthdate: June 26, 1997

Opening Day Age: 27

Birthplace/Resides: Taipei, Taiwan / Tempe, Arizona

Major League Service: None

Obtained: Signed to a minor league contract, February 7, 2025

Contract Status: First year of a one-year contract through 2025

 [Updated Stats](#)



NON-ROSTER INVITEE

CAREER HIGHLIGHTS

Was drafted three times and signed after being selected by Arizona in the 14th round of the 2019 First-Year Player Draft...spent three seasons in the Diamondbacks farm system and one with the Blue Jays in 2023 before returning to Arizona in 2024...is a .223 career hitter with three home runs and 53 RBI in 176 games in five seasons in the minors...is averaging 35.2 games per season with a high of 55 in 2021...has started 91 games at catcher and 42 at first base...has also pitched once.

2024 HIGHLIGHTS

- Spent most of the season on the development list...hit .368 with one home run, eight RBI and a .929 OPS in 20 games with High-A Hillsboro and Double-A Amarillo.
- His batting average, on-base percentage (.438), slugging percentage (.491) and OPS were the highest of his five professional seasons.
- Struck out just eight times and averaged 8.00 plate appearances per strikeout.
- Hit .409 (9-for-22) with an .844 OPS against left-handed pitchers, .343 (12-for-35) with a .982 OPS against right-handers....had all five of his extra base hits off righties (four doubles, one home run).
- Went 8-for-15 (.533) with runners in scoring position.
- Batted .423 at home, .323 on the road.
- Hit .471 in the seventh inning or later and .407 while playing catcher.
- His lone home run and three of his eight RBI put his team ahead.
- Started nine games at catcher, six at designated hitter and two at first base...committed two errors as a catcher for a .981 fielding percentage...opponents were 10-for-15 (66.7%) in stolen base attempts with him behind the plate.
- Made starts at each of the bottom six spots in the batting order.
- **DAY-BY-DAY:** Joined Amarillo on April 17 and went 4-for-5 (.800) with a double and two RBI in three games before he was placed on the development list on April 25...was reinstated on July 1, went 0-for-2 on July 2 against Midland, and was transferred to Hillsboro on July 4...batted .231 in six games with the Hops...hit safely in a season-high seven consecutive games from July 25 to Aug. 10 (12-for-25, .480)...was sent back to Amarillo on July 31...matched his career high for hits in a 4-for-4 performance on Aug. 1 at Corpus Christi...batted .378 in 10 games in August...was placed on the injured list Aug. 22 with a fractured left hamate and missed the remainder of the season.

CAREER

2023—Was released by the Arizona organization at the end of the spring and signed a minor league contract with Toronto on April 10...was on and off the development list the entire season and appeared in just 28 games with High-A Vancouver...hit .214 with a home run and six RBI in 28 games...added 10 walks and was hit by a pitch five times for a .333 on-base percentage...batted .250 with a .679 OPS against right-handed pitchers, .156 with a .520 OPS against left-handers...had a .304 batting average with the bases empty, .105 with runners on...hit .260 on the road, .147 at home...batted .173 over innings 1-6, .281 from the seventh inning on...his lone home run and two of his six RBI put the Canadians ahead...made 13 starts at first base, 10 at catcher

and two at designated hitter...also pitched once...made one error as a catcher for a .991 fielding percentage...opponents were 20-for-25 (80.0%) in stolen base attempts...started games at each of the bottom five spots in the batting order, including 17 in the nine spot...played his first game on May 14 and appeared in three games in May (2-for-10, .200)...hit safely in five of his first six games in June (8-for-22, .364) and batted .321 in nine games overall in the month...made his first career pitching appearance on July 5 at Hillsboro (1.0 ip, 1 bb)...matched his career high with three runs scored Aug. 13 against Corpus Christi.

2022—Played for three different teams in the Arizona farm system and combined to hit .182 with no home runs and 15 RBI in 42 games with Single-A Hillsboro, Double-A Amarillo and Triple-A Reno...hit .188 against left-handed pitchers, .181 against right-handers...batted .279 in the seventh inning or later...started 21 games at first base, 13 at catcher and five at designated hitter...made two errors, both as a first baseman...opponents were 14-for-19 (73.7%) in stolen base attempts...made starts at each of the bottom five spots in the order, including 13 batting seventh and 11 in the eight spot...began the season on the injured list with a sprained right ankle...was reinstated on April 30 and hit .195 in 12 games with Hillsboro before he was transferred to Amarillo on May 30...went 2-for-11 (.182) in four games with the Sod Poodles, including June 4 against Midland when he struck out a career-high four times ...was sent back to Hillsboro on June 18 and hit safely in each of his first seven games (8-for-27, .296)...was assigned to Reno on Aug. 20 and went was hit by a pitch in his only game on Aug. 24 at Sacramento...that would be his final game of the season...played for Auckland in the Australian Baseball League following the season and hit .250 with a home run and six RBI in 14 games.

2021—Spent most of the season at Single-A Visalia and batted .221 with 11 RBI in 45 games before he was moved up to Double-A Amarillo in August...hit .226 with the Sod Poodles and combined for a .222 average, a home run and 17 RBI in 55 games...added 20 walks and six hit by pitches for a .322 on-base percentage...had career highs in all counting categories...batted .252 with a .678 OPS against right-handed pitchers, .154 with a .478 OPS against left-handers...started 36 games at catcher, 11 at designated hitter and six at first base...opponents were 43-for-56 (76.8%) in stolen base attempts...made 24 starts batting eighth and 23 in the nine spot...walked a career-high three times June 29 against Modesto...had a career-high eight-game hitting streak from July 11 to 27 (14-for-31, .452)...went 4-for-5 on July 25 against Rancho Cucamonga, his first career four-hit game...hit .283 in 14 games in July and then batted .290 in 11 games in August...was promoted to Amarillo on Aug. 7 and hit his first professional home run in his Double-A debut on Aug. 8 at Frisco...drove in a career-high three runs on Aug. 13 against Corpus Christi.

2020—Did not play as the minor league season was cancelled due to the pandemic.

2019—Began his career at Single-A Hillsboro and hit .205 with two doubles and eight RBI in 31 games...batted .209 against right-handed pitchers, .192 against lefties...made 23 starts at catcher and eight at designated hitter...made two errors for a .992 fielding percentage...opponents were 9-for-17 (52.9%) in stolen base attempts...went 1-for-4 in his professional debut on June 26 against Salem-Keizer...drove in his first run on June 28 against Eugene went he went 2-for-3 with two RBI...was 4-for-13 (.308) with a RBI in five postseason games.

PERSONAL/MISCELLANEOUS

Chia-Cheng Lyle Lin was originally signed by Arizona scout Mark Ross.

LIFETIME PLAYING RECORD

Year	Club	AVG.	G	AB	R	H	2B	3B	HR	RBI	SH	SF	HP	BB	SO	SB	CS	OBP	SLG	E
2019	Hillsboro	.205	31	112	8	23	2	0	0	8	0	1	3	8	15	0	0	.274	.223	2
2020	(Minor League Season Cancelled – Did Not Play)																			
2021	Visalia	.221	45	140	22	31	8	0	11	1	2	5	19	35	0	2	.331	.279	5	
	Amarillo	.226	10	31	6	7	2	0	1	6	0	0	1	1	10	0	0	.273	.387	0
2022	Hillsboro	.183	37	126	10	23	3	0	0	13	0	1	2	9	30	0	0	.246	.206	2
	Amarillo	.182	4	11	4	2	0	0	0	2	0	1	0	2	6	0	0	.286	.182	0
	Reno	.000	1	0	0	0	0	0	0	0	0	0	1	0	0	0	0	1.000	.000	0
2023	Vancouver	.214	28	84	12	18	3	0	1	6	0	0	5	10	24	0	0	.333	.286	1
2024	Hillsboro	.231	6	13	1	3	0	0	0	1	0	0	0	1	2	0	0	.286	.231	2
	Amarillo	.409	14	44	3	18	4	0	1	7	0	0	3	3	6	0	0	.480	.568	0
Minor League Totals		.223	176	561	66	125	22	0	3	54	1	5	20	53	128	0	2	.310	.278	12

LIFETIME PITCHING RECORD

Year	Club	W	L	ERA	G	GS	CG	SHO	SV	IP	H	R	ER	HR	HB	BB	IBB	SO	WP	BK
2023	Vancouver	0	0	0.00	1	0	0	0	0	1.0	0	0	0	0	0	1	0	0	0	0

CAREER TRANSACTIONS

2016 — Selected by the Seattle Mariners in the 16th round of the First-Year Player Draft; did not sign. **2018** — Selected by the Houston Astros in the 29th round of the First-Year Player Draft; did not sign. **2019** — Selected by the Arizona Diamondbacks in the 14th round of the First-Year Player Draft. **2023** — Released, March 22; signed by the Toronto Blue Jays to a minor league contract, April 10. Elected free agency, November 6. **2024** — Signed by the Arizona Diamondbacks to a minor league contract, February 8. Elected free agency, November 4. **2025** — Signed by the Athletics to a minor league contract, February 7.

WARMEST GAME TIME TEMPERATURES

Game time temperatures are available for all A's games dating back to 1991 and all Major League games dating back to 1998. The highest recorded first pitch temperature at the Oakland Coliseum was 94 degrees on Sept. 6, 2020 against San Diego and the highest recorded temperature for any A's home game was 101 for the Kansas City A's on July 27, 1956 against New York. The highest recorded game time temperature for any A's game is 106 on Sept. 3, 2007 at Los Angeles (AL) and July 8, 2011 at Texas. The highest recorded first pitch for any Major League game is 109, most recently for the first game of a Houston at Los Angeles (AL) doubleheader on Sept. 5, 2020.

Warmest A's Home Games

94 Sept. 6, 2020 vs. San Diego
 92 June 21, 2022 vs. Seattle
 92 June 17, 1993 vs. Chicago
 91 June 20, 2008 vs. Florida
 91 Aug. 1, 1993 vs. Texas

(since 1991)

Warmest A's Games

106 July 8, 2011 at Texas
 106 Sept. 3, 2007 at Los Angeles (AL)
 101 July 26, 2018 at Texas
 100 five times, last: July 25, 2018 at Texas

(since 1991)

Warmest MLB Games

109 Sept. 5, 2020 HOU at LAA (G#1)
 108 July 6, 2018 LAD at LAA
 107 July 21, 2018 CLE at TEX
 107 July 20, 2018 CLE at TEX
 107 Aug. 2, 2011 BAL at KC

(since 1998)

**INFIELDER****Height/Weight:** 5-8 / 170**Bats/Throws:** Switch / Right**Birthdate:** May 5, 1996**Opening Day Age:** 28**Birthplace/Resides:** Mexico City, Mexico / Peoria, Arizona**Major League Service:** 147 days**Obtained:** Signed to a minor league contract, November 2, 2024**Contract Status:** First year of a one-year contract through 2025[Updated Stats](#)**NON-ROSTER INVITEE****CAREER HIGHLIGHTS**

Has played parts of three seasons in the majors with Cincinnati (2021-23) and is a .265 hitter with a home run and 11 RBI in 76 games...was originally selected by the Reds in 27th round of the 2015 First-Year Player Draft and played eight seasons in the Cincinnati farm system before signing a minor league deal with Atlanta following the 2023 season...is a .298 hitter with 27 home runs and 298 RBI in 700 games over nine seasons in the minors...has started 313 games at second base, 217 at third base, 57 at designated hitter, 36 at shortstop, 33 in left field and 21 in right field...had pitched twice as a minor leaguer (2018, 2023) and three times with the Reds in 2022...was the Reds Minor League Hitter of the Year in 2021...earned MiLB.com Reds Organization All-Star honors in 2018, 2019 and 2021.

2024 HIGHLIGHTS

- Spent the entire season at Triple-A Gwinnett and hit .307 with four home runs, 55 RBI and 21 stolen bases in 112 games.
- The RBI and stolen bases were his most as a minor leaguer.
- Walked 47 times and was hit by a pitch 12 times for a .392 on-base percentage.
- Grounded into just one double play in 411 at bats.
- Ranked second in the International League in on-base percentage, fourth in batting and tied for 10th in hit by pitches...struck out 64 times and his average of 7.39 plate appearances per strikeout was fifth best in the IL.
- Led the Braves farm system in batting, ranked second in on-base percentage and hits (126), third in runs (63) and hit by pitches, fourth in OPS (.789), tied for fourth in doubles (21), fifth in slugging (.397) and tied for fifth in RBI.
- Hit .319 (38-for-119) with an .842 OPS against left-handed pitchers and .301 (88-for-292) with a .767 OPS against right-handers.
- Had a .313 batting average with runners in scoring position.
- Batted .331 with all four of his home runs in 87 night games, .220 in 25 day games.
- Hit .247 over innings one through five, .377 from the sixth inning on.
- Started 64 games at third base, 24 at second base, 15 in left field and five at designated hitter...also appeared in one game in right field...committed six errors in 68 games overall at third for a .962 fielding percentage...also had one at second base (.989 fielding percentage).
- Made starts at every spot in the order...hit .364 in 20 starts batting seventh and .370 in 18 starts in the leadoff spot.
- DAY-BY-DAY:** Went 15-for-43 (.349) over his first 11 games and ended up hitting .301 in April...batted .225 with no extra base hits and three RBI over a 21-game span from May 5 to June 4...had a season-high 11-game hitting streak from May 29 to June 16 (16-for-43, .372)...went 4-for-5 with three doubles and four runs scored on June 6 at Durham...the runs, doubles and extra base hits were minor league career highs and the hits matched his best at the time...batted .231 over an 18-game stretch from June 22 to July 21...went 17-for-39 (.436) with six multiple hit games during a nine-game hitting streak from July 23 to Aug. 3...had his first career three-steal game on July 24 at Durham...batted .350 with an .834 OPS in 20 games in July...tied for fifth in the IL in hits (28) in July...then hit .369 with 20 RBI and a .971 OPS in 23 games in August...ranked second in the IL in batting in August, third in on-base percentage

(.471) and tied for fifth in hits (31)...grounded into his only double play of the season Aug. 8 at Memphis, snapping a 91-game streak without a GIDP dating back to Sept. 20, 2023...drove in a run in seven straight games from Aug. 11 to 18...went 14-for-28 (.500) with 14 RBI during the streak and earned International League Batter of the Week honors for the week of Aug. 12 to 18...had a minor league career high in hits on Aug. 15 vs. Norfolk when he went 5-for-6 with three RBI...was placed on the injured list on Sept. 11 with a strained right oblique and was released on Sept. 23.

CAREER

2023—Played in one game for Cincinnati on Sept. 9 against St. Louis and went 1-for-2 with a double and RBI...was selected on Aug. 29 but did not appear in game before he was designated for assignment on Aug. 31 and outrighted to Triple-A Louisville on Sept. 2...was selected as a substitute player on Sept. 9 and returned to Triple-A the next day...batted .292 with seven home runs, 43 RBI and an .811 OPS in 125 games with Louisville...added 79 walks to fuel a .401 on-base percentage...was successful in 18-of-22 (81.8%) stolen base attempts...had minor league career highs in games, runs (76), doubles (30), home runs and walks...ranked seventh in the International League in walks, eighth in hits (136) and ninth in on-base percentage...ranked second in the Reds farm system in hits and walks, fourth in doubles, tied for fifth in runs, seventh in batting and eighth in on-base percentage...hit .309 with a .797 OPS against left-handed pitchers, .285 with all seven of his home runs and an .817 OPS against right-handers...all seven of his home runs were solo shots...six came in home games and four came in the month of May...started games at six different positions (37 at second base, 32 at third base, 25 at shortstop, 17 in right field, seven in left field, five at designated hitter)...also pitched once...committed just one error and it came at shortstop (.990 fielding percentage)...did not have an error in 141 chances at second base, 86 at third base and 55 in the outfield...was 1-for-2 as a pinch hitter...started games at every spot in the order except clean-up...made 55 starts batting ninth and 42 hitting leadoff...made his fifth career pitching appearance, his second as a minor leaguer on April 29 at Iowa (1.0 ip, 2 h, 1 bb)...went 4-for-6 on May 23 at Syracuse and had three hits the next day against the Mets...reached base safely in 42 consecutive games from June 8 to Aug. 12...hit .327 with a .454 on-base percentage over that stretch...had a season-high 13-game hitting streak from July 6 to Aug. 1...went 20-for-54 (.370) with 10 runs scored, nine RBI and eight walks during the streak...batted .415 with a .506 on-base percentage and 1.045 OPS in 17 games in July...led the IL in batting in July and ranked third in on-base percentage...walked in nine straight games from Sept. 15 to 24...hit .367 with a .548 on-base percentage over that stretch...finished September with a .355 batting average in 17 games...hit .315 with two home runs and 13 RBI in 22 games with Mochis in the Mexican Pacific Winter League.

2022—In his four stints with the Reds made 22 starts at second, four at third base, seven at designated hitter and 7 starts at DH and his only career start in left field (Sept. 23 vs Milwaukee)...made his first two career apps in right field (May 4 at Milwaukee, Aug. 31 vs St. Louis)...in 29 games after his Aug. 9 promotion hit .274 with a home run and nine RBI...it was the longest of his four stints on the Reds' roster...from Sept. 12-24 did not strike out in 27 consecutive plate appearances...in the ninth inning of the 11-4 loss on Aug. 16 vs. Philadelphia came off the bench to make the first pitching appearance of his Major League career...on just three pitches retired both batters faced (Bryson Stott, Rhys Hoskins)...also pitched in the 13-4 loss on Aug. 29 vs. St. Louis and 10-2 loss on Sept. 24 vs. Milwaukee...in the 7-6 loss on Sept. 11 at Milwaukee, produced an RBI-double and his first Major League home run, a two-run blast off Peter Strzelecki...his three RBI and three runs scored were career highs...while with Louisville, on June 26 vs. Iowa hit a grand slam off Ben Leeper...was rated by *Baseball America* as the organization's best hitter for average and batter with the best strike zone discipline.

2021—Was the Reds Minor League Hitter of the Year and an MiLB.com Organization All-Star...was the fifth of nine Reds players to make Major League debut in 2021...made 14 appearances and three starts during three stints with the Reds...made his first two starts for the Reds at third base on June 30 and July 1 vs. San Diego and his third and final start at second base on July 5 at Kansas City...was on the taxi squad Aug. 15 and 16 at Philadelphia...began the season at Chattanooga and hit .362 in 25 games before he was promoted to Louisville on June 2...for the Bats hit .358 in 24 games before his June 28 promotion to the Reds...for the season at Louisville,

hit .303 in 67 games while playing second base (23 starts), third base (29 starts) and left field (10 games)...was promoted from Louisville the first time on June 28 and made his Major League debut in that night's 12-4 win vs. Philadelphia...with one out in the seventh inning, singled on the first pitch from Bailey Falter...became the first Reds batter to record his first ML hit on the first pitch of his first plate appearance since pitcher Rookie Davis doubled off Clay Buchholz on April 6, 2017 vs. Philadelphia...at the time of his promotion, he was leading the minor leagues in hits (72)...in the 5-4 win on July 1 against San Diego, he became the first Reds batter with four hits in a game within his first four ML games since Jay Bruce went 4-for-5 on May 30, 2008 vs. Atlanta... following the season played for Los Mochis in the Mexican Winter League and hit .235 with two home runs and 19 RBI in 35 games.

2020—Did not play as the minor league season was cancelled due to the pandemic...appeared in six Spring Training games and went 3-for-6 (.500) with a RBI...was not on the Reds 60-player pool roster...following the season played for Monterrey in the Mexican Winter League...hit .286 with nine doubles, two home runs, 22 RBI and six stolen bases in 49 games.

2019—Was a midseason Florida State League All-Star...ranked among FSL leaders in hits (2nd) and runs (4th) and ranked among all Reds farmhands in hits (2nd), plate appearances (2nd), runs (4th) and games (6th)...was named a Reds Organization All-Star by MiLB.com...hit .235 with two home runs and 19 RBI in 35 games with Mochis in the Mexican Pacific Winter League.

2018—Began the season in extended Spring Training and joined Single-A Dayton on June 15...batted .321 with 17 RBI in 65 games...hit .365 against lefties, .304 against righties.

2017—Spent the entire season with Billings of the Rookie Pioneer League for the second consecutive season...led the Pioneer League in sacrifice flies and ranked in games (t-2nd) and triples (t-2nd)...struck out once every 9.61 plate appearances, which was third-best ratio in the PL...reached base safely in 24 straight games from July 17 to Aug. 16.

2016—Hit .273 with a home run and 29 RBI in 57 games with Billings...struck out once every 12.05 plate apps, which was the second-best ratio in the Pioneer League...went 0-for-9 in three postseason games.

2015—Made his professional debut with the Reds affiliate in the Arizona Rookie League and hit .419 with five RBI in 12 games.

PERSONAL/MISCELLANEOUS

Jesus Alejo Lopez...graduated from Greenway (Phoenix, Ariz.) High School...committed to Arizona State University but signed with Cincinnati after he was selected by the Reds in the 27th round of the 2015 draft.

LIFETIME PLAYING RECORD

Year	Club	AVG.	G	AB	R	H	2B	3B	HR	RBI	SH	SF	HP	BB	SO	SB	CS	OBP	SLG	E
2015	AZL Reds	.419	12	31	3	13	2	0	0	5	0	0	2	5	0	2	2	.526	.484	3
2016	Billings	.273	57	205	36	56	6	1	1	29	1	1	1	21	19	11	3	.342	.327	8
2017	Billings	.300	67	220	49	66	10	6	4	33	6	7	6	30	28	11	4	.388	.455	8
2018	Dayton	.321	65	234	29	75	16	2	0	17	1	3	4	18	31	7	6	.375	.406	6
2019	Daytona	.287	124	481	67	138	17	3	2	50	1	5	14	38	80	9	6	.353	.347	8
2020																				
2021	Chattanooga	.362	25	105	18	38	9	0	0	13	0	0	2	12	11	3	1	.437	.448	1
	Louisville	.303	67	251	54	76	18	0	6	31	0	3	3	33	21	6	2	.386	.446	2
	CINCINNATI	.261	14	23	3	6	0	0	0	0	0	0	0	5	0	0	0	.261	.261	1
2022	Louisville	.256	46	160	14	41	8	0	3	22	0	3	2	17	21	2	0	.330	.363	3
	CINCINNATI	.262	61	145	15	38	5	1	1	10	0	0	2	9	21	3	1	.314	.331	2
2023	Louisville	.292	125	466	76	136	30	2	7	43	0	3	8	79	76	18	4	.401	.410	1
	CINCINNATI	.500	1	2	1	1	1	0	0	1	0	0	0	0	1	0	0	.500	1.000	0
2024	Gwinnett	.307	112	411	63	126	21	2	4	55	1	2	12	47	64	21	7	.392	.397	7
	Major League Totals	.265	76	170	19	45	6	1	1	11	0	0	2	9	27	3	1	.309	.329	3
	Minor League Totals	.298	700	2564	409	765	137	16	27	298	10	27	54	300	351	90	35	.380	.396	47

LIFETIME PITCHING RECORD

Year	Club	W	L	ERA	G	GS	CG	SHO	SV	IP	H	R	ER	HR	HB	BB	IBB	SO	WP	BK
2018	Dayton	0	0	0.00	1	0	0	0	0	1.0	0	0	0	0	0	1	0	1	0	0
2022	CINCINNATI	0	0	6.75	3	0	0	0	0	2.2	2	2	2	2	0	0	0	0	0	0
2023	Louisville	0	0	0.00	1	0	0	0	0	1.0	2	0	0	0	0	1	0	0	0	0
Major League Totals		0	0	6.75	3	0	0	0	0	2.2	2	2	2	2	0	0	0	0	0	0
Minor League Totals		0	0	0.00	2	0	0	0	0	2.0	2	0	0	0	0	2	0	1	0	0

CAREER TRANSACTIONS

2015 — Selected by the Cincinnati Reds in the 27th round of the First-Year Player Draft. **2023** — Elected free agency, October 2; signed by the Atlanta Braves to a minor league contract, October 7. **2024** — Released, September 23; signed by the Athletics to a minor league contract, November 2.

LOPEZ' CAREER BESTS

Hits: 4, July 1, 2021 vs. San Diego

Home Runs: 1, September 11, 2022 at Milwaukee

Runs Batted In: 3, September 11, 2022 at Milwaukee

Stolen Bases: 1 (three times), last: September 4, 2022 vs. Colorado

Hitting Streak: 4, August 24 to 30, 2022

Hitless Streak (At Bats): 13, September 24 to October 1, 2022

Game Ending RBI: None

Grand Slams: None


Pinch-Hit Home Runs: None

Inside-The-Park Home Runs: None

Lead Off Home Runs: None



LEFT-HANDED PITCHER

Height/Weight: 6-4 / 245 **Bats/Throws:** Left / Left
Birthdate: March 11, 1998 **Opening Day Age:** 27
Birthplace/Resides: Granada Hills, California / Ormond Beach, Florida
Major League Service: 21 days
Obtained: Acquired from Tampa Bay in a five player trade, December 14, 2024
Contract Status: First year of a one-year contract through 2025
 [Updated Stats](#)

CAREER HIGHLIGHTS

Has pitched in four games with Tampa Bay in each of the last two seasons and is 1-0 with a save and a 4.76 ERA in eight games, including two starts...was originally selected by the Giants in the 26th round of the 2018 draft, was dealt to the Rays at the trading deadline in 2019 and was acquired by the A's in a five-player deal following the 2024 season...is 16-17 with two saves and a 2.99 ERA in 83 games, including 70 starts, in five seasons in the minors...has struck out 425 batters in 337.2 innings (11.33 per nine innings) and has held the opposition to a .207 batting average...missed the entire 2022 season after undergoing "Tommy John" surgery on Sept. 21, 2021...was named to the South Atlantic League postseason All-Star team in 2021...pitched in the Australian Baseball League in 2020 after the minor league season was cancelled due to the pandemic.

2024 HIGHLIGHTS

- Spent most of the season at Triple-A Durham where he was 4-7 with a 4.26 ERA and .671 opponents OPS in 21 games, including 19 starts...also had three stints with Tampa Bay and compiled a 5.23 ERA and .629 OPS in four games, including one start.
- Held the opposition to a .135 batting average with the Rays but walked seven and hit two batters in 10.1 innings for a .304 on-base percentage.
- Right-handed hitters were 2-for-24 (.083) against him and left-handers were 3-for-13 (.231)... both of the hits by righties were home runs.
- Opponents were 2-for-12 (.167) with runners in scoring position.
- Allowed a .218 opponents batting average with Durham but walked 45 batters in 88.2 innings for a .320 on-base percentage.
- His four wins matched his most as a minor leaguer but his ERA, losses, runs (47) and home runs (12) were career highs.
- Ranked 10th in the Rays farm system in strikeouts (106) but tied for third in most walks.
- His opponents batting average broke down to .194 (24-for-124) with a .580 OPS against left-handed hitters compared to .234 (47-for-201) with a .727 OPS against right-handers...yielded nine of his 12 home runs to righties.
- Opponents hit .275 with runners in scoring position.
- Was 3-3 with a 3.27 ERA in 12 starts on four or five days of rest, 1-4 with a 5.88 ERA in his other nine appearances.
- Held the four, five and six hitters in the batting order to a .110 batting average but the seven and eight hitters combined for a .359 average.
- Opponents hit .142 with two strikes.
- Logged five or more innings in just nine of his 19 starts and his season high was 6.0 innings three times.
- **DAY-BY-DAY:** Began the season at Durham and was 2-1 with a 7.59 ERA in three starts when the Rays called for the first time on April 18...tossed a scoreless inning of relief at New York (AL) on April 19 and was optioned back to Triple-A following the game...started and lost on April 24 against Scranton/Wilkes-Barre (4.2 ip, 4 h, 2 r, 2 er, 1 bb, 9 so) before the Rays called for a second time on April 29...had a 10.38 ERA in two relief appearances during his second stint, including April 30 at Milwaukee when he walked a career-high three batters in 3.0 innings...was optioned back to Durham following the game on May 5...logged 2.0 scoreless

innings of relief on May 9 against Nashville in his only appearance before being placed on the injured list May 18 with left shoulder impingement syndrome...was reinstated from the IL on June 11...did not allow a run in four of his six outings from June 22 to July 27...went 2-2 with a 2.96 ERA and .158 opponents batting average over that span and struck out 39 in 27.1 innings...pitched 4.0 scoreless and hitless innings on June 22 at Nashville (3 bb, 6 so)...struck out a career-high 11 batters in 4.1 scoreless innings on July 5 against Norfolk...it was his third career game with 10 or more strikeouts...tossed a minor league career-high tying 6.0 scoreless innings in his next start on July 11 at Charlotte...it was his first of four outings of 6.0 innings (July 27 vs. Gwinnett, Aug. 9 at Norfolk, Sept. 13 vs. Norfolk)...went 2-1 with a 2.18 ERA in four games, including three starts, in July...struck out 30 batters in 20.2 innings and walked six while holding opponents to a .167 average...issued a minor league career-high five walks in 4.0 innings in a no decision against Memphis on Aug. 2...logged a career-high 104 pitches and allowed one run in 5.1 innings for the loss on Aug. 15 against Nashville...was recalled for his third stint with Tampa Bay on Aug. 25 and struck out a career-high six batters in a start that day on Aug. 25 at Los Angeles (NL)...allowed a run on two hits and two walks in 5.0 innings and had a no decision in a 3-1 Rays loss...was optioned back to Triple-A following the game...went 0-1 with a 5.00 ERA over his final four starts.

CAREER

2023—Made four appearances, including one start in his first Major League season, going 1-0 with a 4.38 ERA and one save...began the season with Double-A Montgomery and posted a 2.57 ERA across eight appearances, including six starts...promoted to Triple-A Durham on May 23 and went on to make 18 starts for the Bulls, going 4-5 with a 2.72 ERA...was named Southern League Pitcher of the Week for the week of April 18-23...in two starts against Mississippi that week, he tossed 7.0 scoreless innings, allowing two hits while striking out 12 batters against one walk...on Aug. 14, had his contract selected from Durham and made his ML debut later that day against San Francisco...recorded the save against the Giants (3.0 ip, 3 h, 1 er, 2 so), the team who originally drafted him in the 26th round of the 2018 First-Year Player Draft...fanned Wade Meckler for the first strikeout of his career...became the third Ray to record a save in his ML debut, joining Braden Bristo (April 13, 2023 vs. Boston) and Dale Thayer (May 22, 2009 at Florida)...on Oct. 1 at Toronto, made his first big league start and earned the win (5.0 ip, 8 h, 6 r, 5 er, 2 bb, 4 so)...was rated as the No. 28 prospect in the Rays organization by *Baseball America* following the season.

2022—Missed the entire season while rehabbing from “Tommy John” surgery.

2021—Made 15 appearances between Double-A Montgomery and Single-A Bowling Green...went 3-1 with a 2.41 ERA and two saves...was named to the South Atlantic League postseason All-Star team...had “Tommy John” surgery following the season on Sept. 21.

2020—Was not part of the Rays 60-man player pool and did not pitch following the cancellation of the minor league season...made five appearances, including two starts, with Perth Heat in the Australian Baseball League, going 2-0 with a 0.66 ERA and 21 strikeouts in 13.2 innings.

2019—Went 4-3 with a 2.86 ERA in 12 starts between Rookie-level Salem-Keizer and Rookie-level Hudson Valley...was acquired by the Rays from the Giants on July 31 in exchange for outfielder Joe McCarthy...was named Northwest League Pitcher of the Week for the week of June 17-23.

2018—Made his professional debut with the Giants-Orange squad in the Arizona Rookie League, going 1-1 with a 1.42 ERA across nine appearances, including four starts.

PERSONAL/MISCELLANEOUS

Jacob Isaiah Lopez was originally signed by Giants scout Charles Fick...attended College of the Canyons (Calif.) from 2017-18 and earned Western State Conference East Division Pitcher of the Year in 2018...committed to Texas Tech before he was selected by San Francisco in the 2018 draft.

LIFETIME PITCHING RECORD

Year	Club	W	L	ERA	G	GS	CG	SHO	SV	IP	H	R	ER	HR	HB	BB	IBB	SO	WP	BK
2018	AZL Giants Orange	1	1	1.42	9	4	0	0	0	25.1	18	4	4	2	0	6	0	34	0	0
2019	Salem-Kaiser	2	3	3.02	9	9	0	0	0	41.2	41	17	14	2	4	7	0	39	3	0
	Hudson Valley	2	0	2.40	3	3	0	0	0	15.0	8	4	4	2	0	4	0	18	0	0
2020	(Minor League Season Cancelled — Did Not Pitch)																			
2021	Bowling Green	3	1	2.30	14	10	0	0	2	54.2	40	15	14	6	6	17	0	88	3	0
	Montgomery	0	0	3.60	1	1	0	0	0	5.0	3	2	2	0	0	1	0	8	0	0
2022	(Injured — Did Not Pitch)																			
2023	Montgomery	0	0	2.57	8	6	0	0	0	28.0	14	8	8	2	2	9	0	45	1	1
	Durham	4	5	2.72	18	18	0	0	0	79.1	58	30	24	7	4	47	0	87	1	1
	TAMPA BAY	1	0	4.38	4	1	0	0	1	12.1	14	7	6	0	2	2	0	8	1	0
2024	Durham	4	7	4.26	21	19	0	0	0	88.2	71	47	42	12	5	45	0	106	2	0
	TAMPA BAY	0	0	5.23	4	1	0	0	0	10.1	5	7	6	2	2	7	0	8	0	0
Major League Totals		1	0	4.76	8	2	0	0	1	22.2	19	14	12	2	4	9	0	16	1	0
Minor League Totals		16	17	2.99	83	70	0	0	2	337.2	253	127	112	33	21	136	0	425	10	2

CAREER TRANSACTIONS

2018 — Selected by the San Francisco Giants in the 26th round of the First-Year Player Draft. **2019** — Traded to the Tampa Bay Rays for pitcher Joe McCarthy, July 31. **2024** — Traded to the Athletics with pitcher Jeffrey Springs for pitcher Joe Boyle, minor league pitcher Jacob Watters, minor league infielder Will Simpson and the A's 2025 competitive balance round A pick, December 14.

LOPEZ' CAREER BESTS

Low Hit Complete Game: None

Innings Pitched: 5.1, October 1, 2023 at Toronto

Strikeouts: 6, August 25, 2024 at Los Angeles (NL)

Pitches: 88, October 1, 2023 at Toronto

Longest Winning Streak: 1, October 1, 2023 to present

Longest Losing Streak: None

Longest Scoreless Streak: 6.0, August 14 to October 1, 2023

**CATCHER****Height/Weight:** 6-1 / 217**Bats/Throws:** Right / Right**Birthdate:** October 28, 1996**Opening Day Age:** 28**Birthplace/Resides:** Pleasant Hill, California / Pleasant Hill, California**Major League Service:** None**Obtained:** Signed to a minor league contract, December 17, 2024**Contract Status:** First year of a one-year contract through 2025
 [Updated Stats](#)
NON-ROSTER INVITEE**CAREER HIGHLIGHTS**

Was selected by Colorado in the ninth round of the 2018 First-Year Player Draft and spent the first six seasons of his professional career in the Rockies farm system before signing a minor league deal with the A's following the 2024 season...is a .254 career hitter with 66 home runs and 273 RBI in 529 minor league games...has started 404 games at catcher, 114 at designated hitter and one at third base...has 71 career stolen bases...opponents have been successful in just 364-of-525 (69.3%) stolen base attempts with him behind the plate...was a Futures Game selection in 2021 and also played in the Arizona Fall League that year...earned South Atlantic League Midseason and Postseason All-Star honors in 2019.

2024 HIGHLIGHTS

- Spent the entire season at Triple-A Albuquerque and hit .297 with 19 doubles, five triples, 15 home runs, 56 RBI and a .911 OPS in 89 games.
- Added 37 walks and was hit by a pitch nine times for a .381 on-base percentage.
- The catcher stole nine bases, which was the first time he did not reach double figures in steals since 2018.
- Had career highs in batting, slugging (.530), OPS and triples and matched his best in home runs.
- Tied for fifth in the Rockies farm system in extra base hits (39) and tied for seventh in home runs.
- His batting average broke down to .333 (25-for-75) with a 1.062 OPS against left-handed pitchers compared to .285 (69-for-242) with a .864 OPS against right-handers...hit six home runs in 75 at bats against lefties (12.5 at bats per home run), nine in 242 at bats against righties (26.9 at bats per home run).
- Connected for 10 of his 15 home runs on the road...10 were solo shots, seven came with two strikes and six were hit in the sixth inning.
- Was 1-for-9 (.111) with a walk and five RBI with the bases loaded.
- Batted .329 with five home runs in 19 day games, .287 with 10 home runs in 70 contests at night.
- Started 64 games at catcher and 22 at designated hitter...also appeared in one game at first base...committed five errors as a catcher for a .991 fielding percentage...opponents were successful in 68-of-88 (77.3%) stolen base attempts with him behind the plate.
- Batted .335 with 14 of his 15 home runs as a catcher, .205 as the designated hitter...was also 0-for-2 with a strikeout as a pinch hitter.
- Started games at every spot in the order except first and second...saw his most action with 44 starts batting sixth.
- DAY-BY-DAY:** Went 3-for-4 with two doubles, two RBI, a walk and a career-high tying three runs scored in his season debut on March 31 against El Paso...it was his first of seven three-hit games in 2024...was 0-for-4 with a walk and a career-high tying four strikeouts April 13 against Sugar Land...hit .325 with a .998 OPS in 17 games in May...was hitting .229 with one home run and six RBI over his first 14 games through May 5...then went 10-for-17 (.588) with a home run, five RBI and four multiple hit games over his next five contests from May 8 to 16...hit .393 with eight of his 15 home runs and 24 of his 56 RBI over a 23-game span from

June 11 to July 14...homered twice on June 12 against El Paso for the fourth multi-homer game of his career...had a season-high 11-game hitting streak from June 30 to July 19...went 20-for-40 (.500) with seven doubles, a triple, four home runs and 13 RBI during the streak... then went 0-for-19 over his next five games...played in the 500th game of his minor league career on July 25 against Round Rock and went 0-for-2...collected his 100th career double three days later against the Express...batted .343 with five home runs, 16 RBI and a 1.115 OPS in 18 games in July...tied for second in the Pacific Coast League in extra base hits in July (14)... went 3-for-5 with a career-high tying three runs scored, two home runs and a season-high four RBI Aug. 14 at Round Rock...it was his fifth career multi-homer game...was hitting .305 at the conclusion of play on Aug. 20...then went 12-for-48 (.250) over his final 14 games to finish the year at .297.

CAREER

2023—Suited up in a combined 62 games between Triple-A Albuquerque (49) and the ACL Rockies (13)...began the season with the ACL Rockies due to an injury...slashed .359/.537/.513 before joining Triple-A Albuquerque on July 2...with the Isotopes, slashed .252/.383/.393 with 10 doubles, two triples, three homers and 24 RBI...caught a combined 13-of-63 attempted base stealers in 2023 (79.4 stolen base percentage)...went 1-for-7 (.143) in four games for Estes in the Dominican Winter League.

2022—Played most of the season with Double-A Hartford (98 games) and slashed .231/.315/.413 with 18 doubles and 15 home runs...started 92 games at catcher with the Yard Goats and caught 36-of-106 attempted base stealers (66.0 stolen base percentage)...with Hartford, hit .295 with two doubles, two home runs and 15 RBI with runners in scoring position and two outs...promoted to Triple-A Albuquerque on Sept. 20 and played six games with the Isotopes, going 3-for-21 (.143) with two walks and eight strikeouts.

2021—Saw action with High-A Spokane (46 games), Double-A Hartford (54 games) and Triple-A Albuquerque...slashed .286/.395/.542 with 11 doubles, one triple, 10 home runs and 30 RBI with Spokane...earned Northwest League Player of the Week honors for the week of May 16 after slashing .391/.533/.870 with two doubles, three home runs and nine RBI in seven games... selected to the 2021 MLB Futures Game at Coors Field...prior to his promotion, rode a 10-game hitting streak from June 17-27 (.385, 15-for-39)...promoted to Hartford June 29 and slashed .167/.241/.266 with four doubles and five home runs...promoted to Albuquerque Sept. 21 and appeared in three games (0-for-4)...hit .242 in 17 games with Salt River in the Arizona Fall League following the season.

2020—Spent the season on Colorado's alternate training site roster.

2019—Named a South Atlantic League Midseason and Postseason All-Star...named South Atlantic League Player of the Week for April 4-14 after batting .382 (13-for-34) with three home runs and 11 RBI...had two multi-home run games, May 20 at Lexington and Aug. 29 vs. Charleston.

2018—Made his professional debut with Short-Season Boise...batted .284, which ranked second among catchers in the Northwest League.

PERSONAL/MISCELLANEOUS

Willie Joseph MacIver...graduated from College Park (Calif.) High School...played three seasons at the University of Washington where he earned his bachelor's degree in communications... earned All-Pac-12 Honorable Mention as a sophomore in 2017 and was voted Most Improved Player by teammates.

LIFETIME PLAYING RECORD

Year	Club	AVG.	G	AB	R	H	2B	3B	HR	RBI	SH	SF	HP	BB	SO	SB	CS	OBP	SLG	E
2018	Boise	.284	54	194	25	55	10	3	5	30	0	1	5	18	44	4	6	.358	.443	5
2019	Asheville	.252	117	425	60	107	27	3	13	60	4	6	11	34	105	12	4	.319	.421	5
2020	(Minor League Season Cancelled — Did Not Play)																			
2021	Spokane	.286	46	168	25	48	11	1	10	30	1	1	6	25	49	10	3	.395	.542	4
	Hartford	.167	54	192	21	32	4	0	5	13	0	1	3	16	64	10	2	.241	.266	6
	Albuquerque	.000	3	4	0	0	0	0	0	0	0	0	0	1	1	0	0	.200	.000	0
2022	Hartford	.231	98	346	42	80	18	0	15	50	2	4	7	37	106	10	3	.315	.413	7
	Albuquerque	.143	6	21	1	3	0	0	0	0	0	0	0	2	8	0	0	.217	.143	0
2023	AZL Rockies	.359	13	39	12	14	4	1	0	10	0	0	3	12	11	6	0	.537	.513	1
	Albuquerque	.252	49	163	32	41	10	2	3	24	0	2	4	32	56	10	4	.383	.393	6
2024	Albuquerque	.297	89	317	49	94	19	5	15	56	2	4	9	37	90	9	3	.381	.530	5
Minor League Totals		.254	529	1869	267	474	103	15	66	273	9	19	48	214	534	71	25	.342	.431	39

CAREER TRANSACTIONS

2018 — Selected by the Colorado Rockies in the ninth round of the First-Year Player Draft. **2024** — Elected free agency, November 4; signed by the Athletics to a minor league contract, December 17.

**RIGHT-HANDED PITCHER****Height/Weight:** 6-4 / 223**Bats/Throws:** Right / Right**Birthdate:** February 6, 1998**Opening Day Age:** 27**Birthplace/Resides:** Wellington, Florida / West Palm Beach, Florida**Major League Service:** 51 days**Obtained:** Claimed off waivers from the Miami Marlins, November 4, 2024**Contract Status:** First year of a one-year contract through 2025 [Updated Stats](#)**NON-ROSTER INVITEE****CAREER HIGHLIGHTS**

Was an 11th round selection of the Marlins in the 2019 First-Year Player draft and spent five seasons with the Miami organization before he was claimed off waivers by the A's following the 2024 season...made his Major League debut with the Marlins in 2024 and was 1-1 with a save and a 5.68 ERA in 16 games, including one start...is 18-17 with 23 saves and a 3.16 ERA in 143 games, including two starts, as a minor leaguer...has 266 strikeouts in 1991 innings (12.01 per nine innings)...has walked 71 for a strikeout-to-walk ratio of 3.75...was named to the International League Postseason All-Star team in 2023...pitched for Puerto Rico in the 2023 World Baseball Classic.

2024 HIGHLIGHTS

- Made his Major League debut with Miami and was 1-1 with a save, a 5.68 ERA and .768 opponents OPS in 16 games, including one start, over four stints with the Marlins.
- Allowed a .280 opponents batting average, which broke down to .235 (8-for-34) with a .698 OPS against left-handed hitters compared to .317 (13-for-41) with an .827 OPS against right-handers...surrendered his only home run to a righty.
- Yielded a .318 average with runners in scoring position.
- First batters faced were 5-for-15 (.333)...allowed his only inherited runner to score.
- Spent the balance of the season with Triple-A Jacksonville, where he was 4-4 with five saves, a 4.66 ERA and .789 opponents OPS in 33 relief appearances.
- Struck out 53 batters in 46.1 innings (10.29 per nine innings) but also walked 22 (4.27 per nine innings).
- Had a .258 opponents batting average, which broke down to .216 (19-for-88) with a .709 opponents OPS against right-handed hitters compared to .300 (27-for-90) with an .866 OPS against left-handers.
- Converted all five of his save opportunities...allowed 2-of-10 (20.0%) inherited runners to score...first batters faced were 7-for-29 (.241) with three walks and a hit by pitch.
- Held the five hitter in the batting order to a .115 average but the clean-up hitter batted .455.
- Tossed at least one inning in 32 of his 33 appearances, including 11 outings of 2.0 innings.
- **DAY-BY-DAY:** Began the season at Jacksonville and was 3-0 with two saves, a 2.31 ERA and .132 opponents batting average in eight games when he was recalled by Miami on April 26...made his Major League debut with a start that day against Washington and had a no decision in the Marlins 3-1 loss...tossed a career-high 3.0 scoreless innings, allowed three hits, struck out a career-high two and logged a career-high 36 pitches...fanned Joey Meneses to end the first inning for his first big league strikeout...recorded his first save May 1 against Colorado with a scoreless ninth inning in the Marlins 4-1 win...did not allow a run over his first six games through May 8 (8.0 ip, 6 h, 1 bb, 4 so)...then allowed five runs over his next two games and had a 3.75 ERA in 10 appearances overall when he was optioned to the Jumbo Shrimp on May 18...allowed seven runs on eight hits and eight walks in 6.0 innings in his first five games following his return (6.0 ip)...including May 30 against Durham when he had minor league career highs in walks (3) and pitches (54)...compiled a 2.84 ERA in nine games in June...was recalled for his second stint with the Marlins on July 3, allowed a career-high four runs on three hits and a career-high two walks in 1.0 inning that day against Boston, and

was optioned back to Jacksonville following the game...surrendered a minor league career-high tying four runs in 0.1 innings of work on July 24 at Norfolk...allowed a minor league career-high seven hits in 2.0 innings on Aug. 2 against Lehigh Valley...had a 7.71 ERA and .371 opponents batting average in 10 relief appearances during his third stay at Jacksonville before being recalled by the Marlins on Sept. 3 for his third stint in the majors...pitched in three games, including Sept. 6 against Philadelphia when he allowed a career-high four hits and struck out a career-high tying two in 1.0 inning, before he was optioned back to Triple-A following the game on Sept. 6...had two saves in three appearances (4.0 ip, 2 h, 2 bb, 3 so) before the Marlins called a fourth time on Sept. 24...logged a scoreless inning on Sept. 25 at Minnesota and then picked his first ML win the next day against the Twins (2.0 ip, 1 h, 2 bb) in his final outing of the season.

CAREER

2023—Posted a 1.62 ERA, going 7-3 in 37 relief appearances with Triple-A Jacksonville and Single-A Jupiter...recorded nine saves in 13 opportunities...made 34 appearances with the Jumbo Shrimp, going 7-3 with a 1.76 ERA and 71 strikeouts in 46.0 innings in his second season at the Triple-A level...spent time on the injured list from June 23-July 8 with a right hip impingement and returned to action on a rehabilitation stint with Single-A Jupiter, where he struck out seven batters and allowed one hit over 4.0 innings in three games...did not allow a run in the entire month of August (eight games)...hitters went just 1-for-19 (.053) with five walks and eight strikeouts...was an International League Postseason All-Star...pitched for Team Puerto Rico in the 2023 World Baseball Classic at loanDepot park...struck out two in a scoreless eighth inning in a 9-1 win over Nicaragua on Mar. 11.

2022—Spent time on the Double-A and Triple-A rosters, pitching to a 4-3 record overall and logging a 3.03 ERA with 20 walks and 86 strikeouts in 62.1 innings over 42 appearances...recorded four saves...earned a promotion to Triple-A and made his Jumbo Shrimp debut on July 30...allowed three runs on three hits (one home run) with one walk and four strikeouts over 1.2 innings...combined to allow just three earned runs on 13 hits over 24.0 innings (1.13 ERA) to finish the season from Aug. 2-Sept. 28 across 14 outings with Triple-A Jacksonville and two with Double-A Pensacola...pitched in 11 games for Caguas in the Puerto Rican Winter League and was 1-0 with a save and a 6.23 ERA.

2021—Combined to post a 4.30 ERA in 21 games, two starts, between four levels...started the season with Double-A Pensacola and posted a 3.38 ERA in five games with one walk and eight strikeouts in 5.1 innings...recorded three saves...missed time on the injured list and returned with the FCL Marlins...pitched 3.0 innings there in two games with five strikeouts on July 24 and July 29...moved to Single-A Jupiter for one outing, allowing two runs on three hits with two walks and one strikeout...allowed one home run...finished the year with High-A Beloit, going 1-3 with a 4.26 ERA in 13 appearances from Aug. 8-Sept. 19.

2020—Did not pitch as the minor league season was cancelled due to the pandemic...was 1-0 with a save and a 0.90 ERA in eight games for Caguas in the Puerto Rican Winter League.

2019—Made his professional debut with the Rookie-level Marlins in the Gulf Coast League on June 26...went 2-1 with a 1.59 ERA in 10 games and held opponents to a .150 average.

PERSONAL/MISCELLANEOUS

Anthony Omar Maldonado...graduated from Palm Beach Central High School...attended Bethune-Cookman University in Daytona Beach, Fla. where he went 18-11 with a 3.22 ERA in 41 games, 39 starts...earned First-Team All-MEAC honors after his freshman and sophomore seasons...was named 2018 MEAC Pitcher of the Year as a sophomore.

LIFETIME PITCHING RECORD

Year	Club	W	L	ERA	G	GS	CG	SHO	SV	IP	H	R	ER	HR	HB	BB	IBB	SO	WP	BK
2019	GCL Marlins	2	1	1.59	10	0	0	0	2	11.1	6	3	2	0	1	1	0	15	2	0
2020	(Minor League Season Cancelled — Did Not Pitch)																			
2021	Pensacola	0	1	3.38	5	0	0	0	3	5.1	4	2	2	0	1	1	0	8	0	0
	FCL Marlins	0	1	3.00	2	2	0	0	0	3.0	3	1	1	0	0	0	0	5	0	0
	Jupiter	0	1	9.00	1	0	0	0	0	2.0	3	2	2	1	0	2	0	1	1	0
	Beloit	1	3	4.26	13	0	0	0	0	19.0	21	11	9	1	0	4	0	20	3	0
2022	Pensacola	3	3	3.67	27	0	0	0	1	41.2	33	19	17	8	5	15	0	58	2	0
	Jacksonville	1	0	1.74	15	0	0	0	3	20.2	13	4	4	1	0	5	0	28	2	0
2023	Jacksonville	7	3	1.76	34	0	0	0	9	46.0	23	11	9	5	2	21	2	71	4	0
	Jupiter	0	0	0.00	3	0	0	0	0	4.0	1	0	0	0	0	0	0	7	0	0
2024	Jacksonville	4	4	4.66	33	0	0	0	5	46.1	46	25	24	8	2	22	1	53	2	0
	MIAMI	1	1	5.68	16	1	0	0	1	19.0	21	12	12	1	0	7	3	11	1	0
	Major League Totals	1	1	5.68	16	1	0	0	1	19.0	21	12	12	1	0	7	3	11	1	0
	Minor League Totals	18	17	3.16	143	2	0	0	23	199.1	153	78	70	24	11	71	3	266	16	0

CAREER TRANSACTIONS

2019 — Selected by the Miami Marlins organization in the 11th round of the First-Year Player Draft. **2024** — Claimed off waivers by the Athletics, November 4.

WORLD BASEBALL CLASSIC RECORD

Year	Club	W	L	ERA	G	GS	CG	SHO	SV	IP	H	R	ER	HR	HB	BB	IBB	SO	WP	BK
2023	Puerto Rico	0	0	0.00	1	0	0	0	0	1.0	0	0	0	0	0	0	0	2	0	0

MALDONADO'S CAREER BESTS

Low Hit Complete Game: None

Innings Pitched: 3.0, April 26, 2024 vs. Washington

Strikeouts: 2 (three times), last: September 6, 2024 vs. Philadelphia

Pitches: 36, April 26, 2024 vs. Washington

Longest Winning Streak: 1, September 26, 2024 to present

Longest Losing Streak: 1, May 13, 2024

Longest Scoreless Streak: 8.0, April 26 to May 8, 2024

RECENT NON-ROSTER INVITEES TO PLAY FOR THE A'S

2024: Armando Alvarez, Daz Cameron, Tyler Ferguson, Vinny Nittoli, Jack O'Loughlin, Michel Otañez, Gerardo Reyes

2023: Rico Garcia, Tyler Wade

2022: Christian Bethancourt, Ryan Castellani, Dermis Garcia, Justin Grimm, Drew Jackson, Dany Jimenez, Jake Lemoine, Christian Lopes

2021: Domingo Acevedo, Reymin Guduan, Deolis Guerra, Pete Kozma, Jed Lowrie, Frank Schwindel, Jacob Wilson

2020: Nate Orf, Jordan Weems

2019: Nick Hundley, Corban Joseph, Brian Schlitter, Wei-Chung Wang

2018: Jeremy Bleich, Nick Martini

2017: Michael Brady, Simon Castro, Jaff Decker, Ryan Lavarraway, Josh Smith, Cesar Valdez

2016: Matt McBride, Patrick Schuster, Chris Smith, Eric Surkamp

2015: Carson Blair, Jason Pridie, Pat Venditte, Barry Zito

2014: Sam Fuld

2013: Luke Montz

2012: Jim Miller, Brandon Moss, Evan Scribner

2011: Andy LaRoche, Jai Miller

2010: Cedrick Bowers

2009: Kevin Cameron, Matt Carson

2008: Brooks Conrad, Kirk Saarloos, Mike Sweeney

2007: J.J. Furmaniak, Erasmo Ramirez

2006: Doug Clark, Randy Keisler

2005: Hiram Bocachica, Jermaine Clark, Britt Reames

2004: Ramon Castro

2003: Mike Edwards, Ron Gant, David McCarty, Adam Melhuse

2002: Jose Flores, Larry Sutton

2001: Andy Abad, Erik Hiljus, Robin Jennings, Tom Wilson

2000: Jon Ratliff, Rich Sauveur, Jeff Tam

1999: John Jaha, Kevin Jarvis

1998: Jim Dougherty, Gil Heredia, Kevin Mitchell, Jack Voigt

1997: Patrick Lennon, Richie Lewis, Dave Magadan, Mike Oquist

1996: Rafael Bournigal, Paul Fletcher, Buddy Groom, Torey Lovullo, Matt Stairs, Dave Telgheder

1994: Geronimo Berroa, Steve Ontiveros, Ed Vosberg

1993: Dale Sveum, Curt Young

1992: Rich Gossage, Mike Kingery, Jeff Parrett

1991: Brad Komminsk

1989: Chris Bando, Billy Beane, Bill Dawley, Brian Snider

Note: List only includes players not with the A's organization the previous year



CATCHER

Height/Weight: 6-2 / 230

Bats/Throws: Left / Right

Birthdate: December 2, 1997

Opening Day Age: 27

Birthplace/Resides: Suwanee, Georgia / Suwanee, Georgia

Major League Service: 1 year

Obtained: Selected in the 4th round of the 2019 First-Year Player Draft

Contract Status: First year of a one-year contract through 2025

[Updated Stats](#)

NON-ROSTER INVITEE

CAREER HIGHLIGHTS

Made his Major League debut in 2024 and spent the entire season with the A's, batting .236 with five home runs and 15 RBI in 54 games...was the A's fourth round selection in the 2019 First-Year Player Draft and is a .223 hitter with 55 home runs and 194 RBI in 355 career games in the minors...has walked 171 times for a .323 on-base percentage...has played 188 games at catcher, 97 at first base and one at third base...has tossed out 55-of-237 (23.2%) attempted base stealers...homed in six straight games from July 12-22, 2022...was part of the A's 60-man player pool in 2020 but did not play.

2024 HIGHLIGHTS

- Made his Major League debut and spent the entire season with the A's...played in just 54 games as the back-up catcher and hit .236 with five home runs and 15 RBI.
- Was one of six Athletics to spend the entire season on the active roster (Bleday, Langeliers, McFarland, Sears, Spence).
- Struck out 59 times in 157 plate appearances and his average of 2.66 plate appearances per strikeout was fourth lowest in the majors among batters with 150 or more plate appearances...using the same minimum, it was the lowest in Athletics history (previous: Matt Chapman, 2.81 in 2020).
- Made all 41 of his starts in games in which the opponent started a right-handed pitcher...hit .244 with all five of his home runs, 14 of his 15 RBI and 15 of his 16 walks against righties...was 1-for-9 against left-handers.
- Had 39 starts at catcher and two at designated hitter...committed four errors in 44 games overall behind the plate for a .987 fielding percentage...opponents were successful if 34-of-42 (81.0%) stolen base attempts with him catching.
- Was also 4-for-7 (.571) with a home run, two RBI and a walk as a pinch hitter.
- Was batting .293 with four home runs, 11 RBI and an .843 OPS in 36 games before the All-Star Break...then hit .125 with one home run, four RBI and a .385 OPS in 18 games after the break.
- Hit .197 with the bases empty, .281 with runners on.
- Three of his five home runs gave the A's the lead as did six of his 15 RBI.
- Batted .389 in interleague play, .183 against American League competition.
- Had a .119 batting average with two strikes...was 9-for-17 (.529) when putting the first pitch in play and 7-for-9 (.778) on an 0-1 count.
- Started games at each of the bottom five spots in the order, with his most action coming with 16 starts in the seven spot.
- **DAY-BY-DAY:** Was on the A's Opening Day roster and made his Major League debut in the third game of the season, March 30 against Cleveland...went 0-for-2 with a RBI and two walks in a start at catcher...drove in the first run of his career with a bases loaded walk in the third...the Guardians stole six bases that day, making McCann just the second catcher since at least 1950 to allow six stolen bases in his ML debut...the other is John Flaherty for Boston on April 12, 1992, also against Cleveland...is the first A's catcher to allow six stolen bases in a game since A.J. Hinch on April 11, 1998 at New York (AL)...singled off Jon Gray in the third inning on April 11 at Texas for his first ML hit...that began an eight-game stretch where he went

11-for-24 (.458) with three of his five home runs and seven of his 15 RBI...hit his first Major League home run on April 16 against St. Louis, a solo shot off Lance Lynn in the fifth inning to give the A's a 2-1 lead...had two RBI that day, his first of four two-RBI games...had a career-high five-game hitting streak from April 28 to May 7 (8-for-16, .500)...committed three of his four errors over his first seven games through April 28...then had a 29-game errorless streak from May 1 to Aug. 29...went 5-for-14 (.357) in six games in April...then hit .326 in 16 games in May...scored a career-high three runs on May 7 against Texas...went 3-for-4 with two doubles and two walks on May 23 against Colorado...had career highs in hits, doubles and times on base (5)...went 1-for-2 with two walks and a RBI in his next game on May 25 against Houston to lift his batting average to .346 and his OPS to 1.020 over his first 21 games...then hit .170 with a .490 OPS over his final 33 games...had a career-high 0-for-14 streak from May 31 to June 16...went 10-for-34 (.294) over a 13-game stretch from June 16 to July 28...hit his first career pinch hit home run July 6 against Baltimore...it came on a 45.3 MPH pitch from James McCann, which was the fourth lowest pitch velocity on a home run in the majors in 2024... went 1-for-16 with nine strikeouts in five games in August...then batted .136 in September.

CAREER

2023—Spent the entire season at Triple-A Las Vegas where he batted a minor league career-high .270 with 17 home runs, 57 RBI and a career-high .825 OPS in 97 games...also had career highs in on-base percentage (.351), slugging (.474), hits (93) and stolen bases (3)...tied for seventh in the A's farm system in home runs...struck out 125 times but his average of 3.10 plate appearances per strikeout was the best mark of his career...hit .278 with a .834 OPS against right-handed pitchers compared to .244 with a .791 OPS against left-handers...connected for 11 of his 17 home runs at home...batted .207 with runners in scoring position...started 53 games at catcher, 25 at designated hitter and 10 at first base...opponents were 51-for-65 (78.5%) in stolen bases attempts with him behind the plate...made four errors at catcher for a .992 fielding percentage...also had one error as a first baseman (.986)...was 0-for-3 with two strikeouts as a pinch hitter...started games in each of the bottom six spots in the order and had his most starts batting ninth (20)...hit .383 with six home runs and 19 RBI in 17 games from the eight spot... hit .302 in 16 games in April...went 0-for-4 with a career-high tying four strikeouts on May 5 at Sacramento (also May 16 at Salt Lake and Sept. 7 vs. Sacramento)...had a season-high 12-game hitting streak from May 19 to June 4...went 17-for-45 (.378) with six doubles, four home runs, 13 RBI and 13 runs scored during the streak...drove in a season-high five runs May 25 at Tacoma... equaled his career high with two doubles two days later against the Rainiers...matched his career high with three walks on May 30 against El Paso...had his first of three two-homer games on June 4 against El Paso (also June 17 vs. Reno and Aug. 17 at Reno)...now has four two-homer games in his career...batted .378 over an 11-game stretch from July 3 to 20...went 4-for-4 with a double in the second game of a July 20 doubleheader at Salt Lake...it was his first career four-hit game...batted .311 with six home runs and 20 RBI over a 17-game span from July 30 to Sept. 6...had his best batting average in July when he hit .314 in 19 games...was batting .284 with 12 home runs and 41 RBI in 68 games when he was placed on the injured list Aug. 4 with a left hip impingement...was reinstated on Aug. 15 and hit .238 with five home runs and 16 RBI over his final 29 games.

2022—Spent most of the season at Double-A Midland where he hit .238 with 20 home runs and 65 RBI in 98 games...was moved up to Las Vegas Sept. 19 and went 4-for-24 (.167) in seven games in his Triple-A debut...combined to hit .234 with 21 home runs, 66 RBI and a .782 OPS in 105 games...had minor league career highs in games, at bats (394), runs (65), doubles (20), home runs, RBI, walks (56), hit by pitches (7) and strikeouts (153)...ranked third in the A's farm system in home runs, tied for fourth in RBI and walks, tied for fifth in extra base hits (41), sixth in slugging (.444), seventh in total bases (175) and ninth in runs...struck out 153 times, which was second most...hit .236 with a .774 OPS against right-handed pitchers, .226 with an .809 OPS against left-handers...his average improved to .263 with runners in scoring position...connected for 15 of his 21 home runs in road ballparks...started 51 games at catcher, 42 at first base, 10 at designated hitter and one at third base...made two errors as a catcher (.995 fielding percentage), four as a first baseman (.987) and one at third base...made starts at every spot in the order except second and fourth...had his most starts from the three spot (48)...equaled his career high with three walks in the second game of an April 16 doubleheader against Corpus Christi (also

April 23 at Wichita)...batted .306 in 11 games in April...had a season-high 20-game reaching base streak from May 13 to June 10...batted .239 with a .372 on-base percentage during the streak... was on the Covid-19 list from June 21 to July 1...had his best month in July when he batted .293 with seven home runs, 20 RBI, 13 walks and a 1.004 OPS in 18 games...had a season-best 16-game hitting streak from July 12 to Aug. 5...went 24-for-69 (.348) with 18 runs and 19 RBI during the streak...began the streak by homering in six consecutive games from July 12 to 22 (six home runs total)...had a grand slam and a career-high six RBI July 16 at Frisco...connected for his first career two-homer game Aug. 13 at Tulsa...was moved up to Las Vegas on Sept. 19 and went 4-for-24 (.167) in seven games with the Aviators.

2021—Made his Double-A debut and batted .166 with eight home runs and 39 RBI in 93 games with Midland...walked 47 times for a .283 on-base percentage...ranked 10th in the A's farm system in walks (47)...hit .168 with seven of his eight home runs and 34 of his 39 RBI against right-handed pitchers compared to .156 against left-handers...had a .558 OPS against righties, .555 against lefties...started 56 games at catcher, 24 at first base and 13 at designated hitter...tossed out 24-of-66 (36.4%) attempted base stealers...made just one error at catcher (.998 fielding percentage) and had four at first base (.982)...hit in every spot in the order from fourth through eighth...saw his most action with 32 games in the eighth spot, 25 hitting seventh and 20 batting sixth...hit safely in a season-high six consecutive games from May 28-June 3 (6-for-20, .300)... stole the first base of his career June 5 against Corpus Christi...had a grand slam July 6 at Corpus Christi...committed his only error as a catcher on Aug. 29 at San Antonio, snapping a season-opening 45-game errorless streak behind the plate.

2020—Was added to the A's 60-man player pool on June 29 but did not play in 2020.

2019—Began his professional career with the A's Gold squad in the Arizona Rookie League and was moved up to Short Season Single-A Vermont on June 24...tied for eighth in the New York-Penn League in home runs (7)...combined with both clubs to bat .211 with nine home runs and 32 RBI in 60 games...added 30 walks for a .312 on-base percentage...his batting average included a mark of .220 with eight of his nine home runs against right-handed pitchers compared to .178 against left-handers...started 21 games at catcher, 20 at first base and 18 at designated hitter... tossed out 7-of-37 (18.9%) attempted base stealers...collected his first professional hit in his second game, a third inning home run on June 19 against the Giants-Orange...scored a career-highs four runs on June 20 at Cubs1.

PERSONAL/MISCELLANEOUS

Kyle Joseph McCann was originally signed by A's scout Jemel Spearman...graduated from Lambert High School...played at Georgia Tech where he was a 2019 All-ACC first team selection...hit .276 with 47 home runs and 136 RBI in 164 games in three seasons with the Yellow Jackets...his father, Joe, pitched in the New York Mets farm system from 1989-93.

LIFETIME PLAYING RECORD

Year	Club	AVG.	G	AB	R	H	2B	3B	HR	RBI	SH	SF	HP	BB	SO	SB	CS	OBP	SLG	E
2019	AZL A's Gold	.400	5	20	10	8	2	2	2	7	0	0	0	5	6	0	0	.520	1.000	0
	Vermont	.192	55	198	23	38	7	1	7	25	0	0	2	25	81	0	0	.289	.343	7
(Minor League Season Cancelled – Did Not Play)																				
2021	Midland	.166	93	320	40	53	11	0	8	39	0	2	6	47	139	1	0	.283	.275	5
2022	Midland	.238	98	370	61	88	18	0	20	65	0	1	6	53	144	2	0	.342	.449	6
	Las Vegas	.167	7	24	4	4	2	0	1	1	0	0	1	3	9	0	0	.286	.375	1
2023	Las Vegas	.270	97	344	58	93	17	1	17	57	0	1	5	38	125	3	0	.351	.474	5
2024	OAKLAND	.236	54	140	13	33	4	0	5	15	0	0	1	16	59	0	0	.318	.371	4
Major League Totals		.236	54	140	13	33	4	0	5	15	0	0	1	16	59	0	0	.318	.371	4
Minor League Totals		.223	355	1276	196	284	57	4	55	194	0	4	20	171	504	6	0	.323	.403	24

CAREER TRANSACTIONS

2019 — Selected by the Oakland Athletics organization in the fourth round of the First-Year Player Draft.

MCCANN'S CAREER BESTS

Hits: 3, May 23, 2024 vs. Colorado

Home Runs: 1 (five times), last: September 11, 2024 at Houston

Runs Batted In: 2 (four times), last: September 11, 2024 at Houston

Stolen Bases: None

Hitting Streak: 5, April 28 to May 7, 2024

Hitless Streak (At Bats): 14, May 31 to June 16, 2024

Game Ending RBI: None

Grand Slams: None

Pinch-Hit Home Runs: 1, July 6, 2024 vs. Baltimore (James McCann)

Inside-The-Park Home Runs: None

Lead Off Home Runs: None

**LEFT-HANDED PITCHER****Height/Weight:** 6-3 / 213**Bats/Throws:** Left / Left**Birthdate:** June 8, 1989**Opening Day Age:** 35**Birthplace/Resides:** Palos Park, Illinois / Clarendon, Illinois**Major League Service:** 9 years, 50 days**Obtained:** Acquired from the Los Angeles Dodgers for cash considerations, March 26, 2024; re-signed as a free agent, Nov. 7, 2024**Contract Status:** First year of a one-year contract through 2025
 [Updated Stats](#)
CAREER HIGHLIGHTS

Has spent 12 seasons in the majors with Baltimore (2013-16), Arizona (2017-19), Oakland (2020, 24), St. Louis (2021-22) and New York-NL (2023) and is 26-20 with a save and a 4.10 ERA in 433 career appearances, including three starts...was originally drafted by Cleveland out of high school in the fourth round of the 2007 First-Year player Draft and was selected by the Orioles in the Rule 5 draft following the 2012 season...tossed a career-high 74.2 innings in his rookie season of 2013...was signed by the Diamondbacks to a minor league contract after he was released by Baltimore in the spring of 2017...played for Phoenix in the Arizona Fall League in 2011.

2024 HIGHLIGHTS

- Pitched in a career-high and Major League leading 79 games in his 12th season in the majors and was 2-4 with a 3.81 ERA and .683 opponents OPS.
- The games pitched were fourth most in Athletics history and were the most by a left-hander... became the first A's reliever to lead the majors in games pitched since Rollie Fingers in 1975 (75).
- Had a .367 opponents slugging percentage, which was second lowest of his career (.336 in 2018 with Arizona).
- Struck out 39 batters in 56.2 innings and his average of 6.19 strikeouts per nine innings was sixth lowest in the majors among relievers...now has 318 strikeouts in 530.2 career innings, an average of 5.39 per nine innings.
- Allowed 15-of-66 (22.7%) inherited runners to score...had the most inherited runners in the majors and the seventh lowest percentage of inherited runners scored...the inherited runners were the most by an A's reliever since Ricardo Rincon had 72 in 2005.
- First batters faced were 14-for-74 (.189) with two walks, two hits by pitches and a sacrifice fly (.228 on-base percentage).
- Had a .252 opponents batting average, which broke down to .234 (26-for-111) with a .592 OPS against left-handed hitters compared to .273 (27-for-99) with a .779 OPS against right-handers...surrendered three of his four home runs and issued 14 of his 17 walks to right-handed hitters...recorded 25 of his 39 strikeouts against left-handers.
- Three of the four home runs he allowed were solo shots.
- Had a 3.07 ERA and .190 opponents batting average in 43 road games, a 4.61 ERA and .309 opponents average in 36 home games.
- Logged a 1.93 ERA and .486 opponents OPS in 42 night games, a 5.65 ERA and .843 opponents OPS in 37 day games...allowed just 3-of-35 (8.6%) inherited runners to score at night and first batters faced were 4-for-40 (.100).
- Posted a 4.38 ERA in 48 games before the All-Star Break, a 2.75 ERA in 31 games after the break.
- Compiled a 1.96 ERA in 23 appearances against American League West teams...had a 2.85 ERA against AL teams compared to a 6.32 ERA in 25 interleague appearances.
- Did not allow a run in five appearances against Los Angeles-AL (3.0 ip) and has not yielded a run in 13 career appearances against the Angels (13.0 ip).
- Tossed fewer than one inning in 47 of his 79 appearances...had just four outings longer than 1.0 inning.

- **DAY-BY-DAY:** Was on his sixth Opening Day roster (2013, 16, 18, 20, 22) and tossed a scoreless inning on Opening Night against Cleveland on March 28...it was his second career appearance in an opener and the other also came with the A's (2020)...had a 5.40 ERA and .364 opponents batting average over his first 12 games through April 21...then did not allow a run in 16 of his next 17 outings from April 23 to May 30 (2.51 ERA, .245 opponents average)...struck out a season-high two batters on April 28 at Baltimore, his first of just six multi-strikeout games...had season highs in runs (4), hits (6) and pitches (33) in one inning of work on May 5 against Miami...tossed a season-high 2.0 scoreless innings May 8 against Texas, his only outing of more than four outs...it began an 11-game, 9.2-inning scoreless streak through May 30...pitched one scoreless inning and struck out two on June 10 at San Diego to give him 500 career innings pitched...that began a seven-game stretch through June 25 where he did not allow a hit (5.2 ip)...held the opposition to a .161 batting average in 13 games in June but had a 5.00 ERA...made the 400th appearance of his career on July 12 at Philadelphia (0.2 ip, 1 bb, 2 so)...allowed just one earned run over a 21-game span from July 26 to Sept. 11 (0.71 ERA)...posted a 1.29 ERA and .190 opponents batting average in 11 games in August.

CAREER

2023—Signed by the New York Mets to a minor league contract on Dec. 20, 2022...in 23 games with Triple-A Syracuse, delivered a 2-2 record with a 2.76 ERA, striking out 37 batters against 17 walks...played three games for New York (NL), going 0-1 with a 5.40 ERA...elected free agency on July 18 and signed by Baltimore on July 22...fired a 3-0 record with a 1.80 ERA with 30 strikeouts while holding batters to a .206 average in 21 relief appearances...tossed a season-high five strikeouts twice on the year, once with Triple-A Syracuse on June 24 and again on Aug. 27 against Durham.

2022—Spent the majority of the season with St. Louis, going 0-0 with a 6.61 ERA with 16 strikeouts against 11 walks...in 17 games with Triple-A Memphis, spun an 0-2 record with a 4.00 ERA with 15 strikeouts against four walks in 17 games...was designated for assignment on Aug. 10 and released on Aug. 12...signed again with St. Louis on Aug. 23...threw a combined 30 scoreless outings.

2021—Played 18 games with Triple-A Rochester, going 1-2 with a 5.25 ERA...signed by St. Louis to a minor league contract on July 1...appeared in four games with Triple-A Memphis, going 1-0 with a 2.57 ERA...made his Cardinals debut on July 16 and appeared in 38 games post All-Star Break, most among ML left-handers and second overall in the National League...fired a 4-1 record in 38 relief appearances with St. Louis with a 2.56 ERA while holding batters to a .237 average...appeared in the ninth inning of the Wild Card game at Los Angeles Dodgers and took the loss after allowing a walk to Cody Bellinger, while recording two outs, before Chris Taylor hit a two-run walk-off home run off reliever Alex Reyes...induced 12 double plays to lead all National League relievers...tied for the ML high with Kyle Zimmer (KC)...post All-Star Break, ranked tied for fourth among NL relievers in holds (15)...compiled the most in the majors after Aug. 19 with 12.

2020—Finished his first season in Oakland 2-0 with a 4.35 ERA in 23 games...posted a 0.68 ERA with just two walks across his first 15 games of the season from July 25 to Aug. 29, left-handed batters were 4-for-21 (.190) over this stretch...recorded his two wins in August, finishing the month 2-0 with a 0.84 ERA...fired a season-high three strikeouts on Sept. 3 at Texas.

2019—Had no decisions and a 4.82 ERA in 51 relief appearances with Arizona...did not have a save opportunity...became just the third pitcher since the save became a stat in 1969, to appear in 50 or more games with no wins, losses or save opportunities...joins Aaron Loup (TOR/PHI) in 2018 and Sam Freeman (TEX) in 2015...ranked third among National League relievers in ground-ball percentage (61.1) and fourth in ground balls (116)...allowed a .316 opponents batting average, including .292 against left-handed hitters compared to .343 against right-handers...first batters faced were 15-for-49 (.306) but he walked just two (.333 on-base percentage)...allowed 12-of-32 (37.5%) inherited runners to score...opponents were successful in 2-of-7 (28.6%) stolen base attempts and the five caught stealings tied the A's Ryan Buchter for the most in the majors among relievers...had a career-high and team-leading three pickoffs...began the season on the

injured list with an inflamed left shoulder...was reinstated April 29...posted a 1.80 ERA and .200 opponents batting average in nine appearances in July...did not allow a run in 13 of 15 appearances from July 2 to Aug. 13 for a 1.13 ERA and .196 opponents batting average...struck out a career-high six batters in 2.2 innings July 23 against Baltimore.

2018—Spent the entire season with Arizona and was 2-2 with a save and a 2.00 ERA in 47 relief appearances...had career lows in ERA and opponents OPS (.631)...ranked among National League relievers in ground balls (2nd, 153), ground ball percentage (3rd, 68.3), ground ball-to-fly ball ratio (3rd, 4.50) and ERA (4th, 2.00)...was on the 10-day disabled list with a strained left neck from July 12-23 and did not pitch after Sept. 8 due to inflammation surrounding a bone spur in his left elbow...his 59.2 innings at the All-Star break were the most by a D-backs reliever all-time ahead of Byung-Hyun Kim (58.1 IP in 2001)...recorded his first career save June 22 at Pittsburgh.

2017—Was released by Baltimore on Feb. 24 and signed a minor league contract with Arizona March 2...started the year at Triple-A Reno and did not allow a run in seven games and 11.0 innings before he was selected by the Diamondbacks April 27...went 4-5 with a 5.33 ERA and 29 strikeouts in 43 appearances in his first season with the D-backs...led all National League relievers in ground-ball percentage (69.8) and finished second in ground ball-to-fly ball ratio (4.88)...limited lefties to a .222 average and a .548 OPS...was on the disabled list from May 10 to 21 with a left ankle contusion.

2016—Started the season with Baltimore, appearing in eight games out of the bullpen for the Orioles before being optioned to Norfolk...had six stints with the Orioles: April 4-May 6, May 7 (G2), June 1-18, June 25 (G2), June 28-30 and Aug. 26-28...twice used as the 26th player for game two of a doubleheader (May 7 and June 25)...placed on the 15-day disabled list on June 30 with left knee inflammation (retroactive to June 29) and was reinstated on Aug. 26...appeared in eight games (four starts) for Triple-A Norfolk, going 1-1 with a 4.44 ERA with seven walks and 11 strikeouts...appeared in four games for the Tides after being optioned May 7 from Baltimore and compiled a 1.69 ERA...pitched in three games out of the bullpen for Norfolk after being optioned Aug. 29 from Baltimore.

2015—Made 16 multi-inning relief appearances with the Orioles...tossed a season-high 4.0 innings on Oct. 1 vs. Toronto...finished second among American League relievers in ground ball percentage (65.7) and third in ground ball/fly ball ratio (4.48)...had five stints with the Orioles...went 2-3 with a 2.91 ERA and a save over 16 games (nine starts) with Triple-A Norfolk...allowed one run or fewer in six of those nine starts...allowed one earned run over his last four appearances (all in relief) with Norfolk prior to being recalled on Aug. 4, posting a 1.13 ERA in that span...retired 21 of his 30 first batters faced and stranded 14-of-15 inherited runners.

2014—Posted a 2.68 ERA in 36 relief outings...pitched one inning or more in 30 of his 36 appearances out of the bullpen...made one start on July 1 vs. Texas, earning his first career win as a starter (5.0 ip, 2 er)...posted a 0.57 ERA in eight games in June...went 1-0 with a 2.01 ERA in 17 games after the All-Star break...pitched to a 0.79 ERA in his final 10 outings of the season, beginning Aug. 16.

2013—Spent the season with the Orioles, making 38 appearances (one start)...made his Major League debut on April 6 vs. Minnesota by tossing 3.1 scoreless innings (1 h, 5 so)...posted a 2.92 ERA in his first 12 appearances, April 6-May 28...recorded his first ML win on June 13 vs. Boston...made his first career start on June 28 vs. New York (AL), taking a no-decision (2.2 ip, 7 h, 3 er, 1 bb, 4 so)...pitched for Caribes De Anzoategui in the Venezuelan Winter League and went 1-2 with a 2.97 ERA in eight games, including seven starts.

2012—Split the season between Double-A Akron and Triple-A Columbus and led all Cleveland farmhands with 16 wins...went 8-2 with a 2.69 ERA in 10 starts with the Aeros to start the season...began the year 8-1 with a 1.79 ERA in his first nine starts...went 5.0 or more innings in nine of his 10 Double-A starts, including 7.0 innings on four occasions...made his first appearance with Columbus on May 31, tossing 5.2 scoreless innings.

2011—Started the year at Single-A Kinston but was moved up to Double-A Akron April 20...tied for second in the Eastern League in complete games (2) and tied for fourth in starts (25)...pitched for Phoenix in the Arizona Fall League following the season and was 3-0 with a 3.18 ERA in eight games, including seven starts.

2010—Finished third among all Indians farmhands in wins (11)...tied for second in the Carolina League in wins (11) and ranked fourth in ERA (3.13)...named to Carolina League Midseason All-Star team and started for the CL in the All-Star Game against the California League (2.0 ip, 1 h, 1 r, 0 er, 0 bb, 2 so)...made one postseason start at Winston-Salem and took the loss (5.1 ip, 6 h, 3 r, 1 er, 0 bb, 6 so).

2009—Spent the season with Single-A Lake County, leading the club in wins (9), finishing second in starts (23) and innings (120.2) and third in strikeouts (85).

2008—Began his professional career with the Gulf Coast League Indians, leading the club in innings (55.0), finishing second in starts (10) and third in strikeouts (38).

PERSONAL/MISCELLANEOUS

Timothy J. McFarland was originally signed by Cleveland scout Mike Soper...is married, Jenna and has a son, Hudson...graduated from Amos Alonso Stagg (IL) High School...earned his Bachelor of Science in Business Management in June 2018 as well as a certificate in Financial Planning from the University of Phoenix after 11 years of school.

LIFETIME PITCHING RECORD																					
Year	Club	W	L	ERA	G	GS	CG	SHO	SV	IP	H	R	ER	HR	HB	BB	IBB	SO	WP	BK	
2008	GCL Indians	3	4	5.07	12	10	0	0	0	55.0	70	38	31	3	4	15	0	38	12	0	
2009	Lake County	9	4	3.58	25	23	0	0	1	120.2	128	58	48	6	3	42	0	85	10	1	
2010	Kinston	11	5	3.13	24	19	1	0	0	126.2	121	50	44	9	4	40	0	92	6	1	
	AKRON	0	0	11.25	1	1	0	0	0	4.0	9	6	5	1	0	2	0	5	0	0	
2011	Kinston	0	1	2.25	2	2	0	0	0	12.0	9	5	3	2	0	1	0	12	0	0	
	AKRON	9	9	3.87	25	25	2	0	0	137.1	140	73	59	9	7	50	0	103	12	3	
2012	AKRON	8	2	2.69	10	10	1	0	0	60.1	61	18	18	1	3	12	0	41	1	0	
	Columbus	8	6	4.82	17	17	1	1	0	102.2	112	55	55	9	1	33	0	55	5	0	
2013	BALTIMORE	4	1	4.22	38	1	0	0	0	74.2	83	37	35	7	0	28	5	58	2	0	
2014	Norfolk	0	1	3.75	5	5	0	0	0	24.0	21	11	10	0	4	8	0	25	1	1	
	BALTIMORE	4	2	2.76	37	1	0	0	0	58.2	70	22	18	2	4	13	2	34	0	0	
2015	Aberdeen	1	0	0.00	1	0	0	0	0	1.0	0	0	0	0	0	1	0	2	0	0	
	Norfolk	2	3	2.91	16	9	0	0	1	52.2	42	20	17	0	0	14	0	31	1	0	
2016	BALTIMORE	2	2	4.91	30	0	0	0	0	40.1	52	26	22	4	0	18	5	26	3	0	
	BALTIMORE	2	2	6.93	16	0	0	0	0	24.2	33	19	19	3	2	10	2	7	1	0	
2017	Norfolk	1	1	4.44	8	4	0	0	0	26.1	33	13	13	3	2	7	0	11	3	0	
	GCL Orioles	0	0	0.00	1	1	0	0	0	3.0	0	0	0	0	0	1	0	1	0	0	
	Frederick	0	0	19.29	2	2	0	0	0	2.1	7	5	5	2	0	1	0	4	0	0	
	Bowie	0	1	3.00	2	1	0	0	0	3.0	4	3	1	1	0	0	0	3	0	0	
2018	Reno	0	0	0.00	7	0	0	0	1	11.0	6	0	0	0	0	4	0	9	0	0	
	ARIZONA	4	5	5.33	43	1	0	0	0	54.0	65	42	32	4	2	17	6	29	2	0	
2019	ARIZONA	2	2	2.00	47	0	0	0	1	72.0	64	18	16	4	0	22	3	42	2	0	
2020	Reno	0	0	4.50	3	0	0	0	0	4.0	3	2	2	1	0	1	0	7	0	0	
	ARIZONA	0	0	4.82	51	0	0	0	0	56.0	71	35	30	6	1	20	5	35	1	0	
2021	OAKLAND	2	0	4.35	23	0	0	0	0	20.2	26	10	10	5	1	5	0	9	1	0	
	Rochester	1	2	5.25	18	0	0	0	1	24.0	23	14	14	3	3	5	0	26	3	0	
2022	Memphis	1	0	2.57	4	0	0	0	1	7.0	6	3	2	0	1	2	1	8	0	0	
	ST. LOUIS	4	1	2.56	38	0	0	0	0	38.2	32	11	11	3	0	9	1	21	0	0	
2023	Memphis	0	2	4.00	17	0	0	0	0	18.0	17	9	8	2	1	4	0	15	1	0	
	ST. LOUIS	0	0	6.61	28	0	0	0	0	32.2	42	26	24	5	2	11	0	16	2	0	
2024	Syracuse	2	2	2.76	23	0	0	0	0	32.2	30	12	10	2	0	17	2	37	2	1	
	Norfolk	3	0	1.80	21	0	0	0	1	30.0	22	6	6	0	4	11	0	30	1	0	
2024	NEW YORK (NL)	0	1	5.40	3	0	0	0	0	1.2	4	2	1	0	1	1	0	2	0	0	
	OAKLAND	2	4	3.81	79	0	0	0	0	56.2	53	28	24	4	4	17	5	39	0	0	
Major League Totals		26	20	4.10	433	3	0	0	1	530.2	595	276	242	47	17	171	34	318	14	0	
Minor League Totals		59	43	3.68	244	129	5	1	6	857.2	864	401	351	54	37	271	3	640	58	7	

CAREER TRANSACTIONS

2007 — Selected by the Cleveland Indians organization in the 4th round of the First-Year Player Draft. **2012** — Selected by the Baltimore Orioles in the Rule 5 Draft, December 6. **2014** — On the bereavement list, July 28 to 30. **2016** — On the disabled list, June 29 to August 25; included rehabilitation assignments to GCL Orioles, August 9 to 14, Frederick, August 15 to 21, and Bowie, August 22 to 25. **2017** — Released, February 24; signed by the Arizona Diamondbacks to a minor league contract, March 2. On the disabled list, May 10 to 20. Elected free agency (contract non-tender), December 1; re-signed by Arizona, December 6. **2018** — On the disabled list, July 12 to 22. **2019** — On the injured list, March 25 to April 29; included rehabilitation assignment to Reno, April 18 to 29. Claimed off waivers by the Oakland Athletics, November 4. **2020** — Elected free agency, October 28. **2021** — Signed by the Washington Nationals to a minor league contract, February 19. Released, June 29; signed by the St. Louis Cardinals to a minor league contract, June 30. Elected free agency, November 3; re-signed by St. Louis, November 8. **2022** — On Covid list, June 22 to July 10; including rehabilitation assignment to Memphis, July 6 to 10. Released, August 12; re-signed by St. Louis to a minor league contract, August 20. Elected free agency, November 10; signed by the New York Mets to a minor league contract December 20. **2023** — Elected free agency, July 18; signed by the Baltimore Orioles to a minor league contract, July 22. Elected free agency, November 6. **2024** — Signed by the Los Angeles Dodgers to a minor league contract, January 23. Traded to the Oakland Athletics for cash considerations, March 26. Elected free agency, October 31; re-signed by the Athletics, November 7.

WILD CARD SERIES PITCHING RECORD

Year	Club	W	L	ERA	G	GS	CG	SHO	SV	IP	H	R	ER	HR	HB	BB	IBB	SO	WP	BK
2021	STL vs. LAD	0	1	13.50	1	0	0	0	0	0.2	0	1	1	0	0	1	0	0	0	0

DIVISION SERIES PITCHING RECORD

Year	Club	W	L	ERA	G	GS	CG	SHO	SV	IP	H	R	ER	HR	HB	BB	IBB	SO	WP	BK
2020	OAK vs. HOU	0	0	0.00	2	0	0	0	0	2.0	0	0	0	0	0	1	0	2	0	0

MCFARLAND'S CAREER BESTS

Low Hit Complete Game: None

Innings Pitched: 5.0 (twice), last: April 22, 2016 at Kansas City

Strikeouts: 6, July 23, 2019 vs. Baltimore

Pitches: 77, April 29, 2018 at Washington

Longest Winning Streak: 5, August 5, 2020 to August 25, 2021

Longest Losing Streak: 4, July 19 to August 20, 2017

Longest Scoreless Streak: 18.1, August 3 to September 9, 2021

CAREER MILESTONES WITHIN REACH

Miguel Andujar

Needs 127 games for 500

Needs 128 hits for 500

Needs 21 doubles for 100

JJ Bleday

Needs 36 doubles for 100

Seth Brown

Needs 23 doubles for 100

Needs 27 home runs for 100

José Leclerc

Needs 50 games for 400

Needs 27 strikeouts for 500

T.J. McFarland

Needs 67 games for 500

Mason Miller

Needs 35 games for 100

Brent Rooker

Needs 137 games for 500

Needs 21 home runs for 100

Esteury Ruiz

Needs 27 stolen bases for 100

JP Sears

Needs 19 games for 100

Needs 25 starts for 100

Needs 77.0 innings for 500

Needs 151 strikeouts for 500

Luis Severino


Needs 28 games for 200

Needs 90.2 innings for 1000

Needs 51 strikeouts for 1000

Jeffrey Springs

Needs 141 strikeouts for 500

**RIGHT-HANDED PITCHER****Height/Weight:** 6-1 / 205**Birthdate:** May 3, 1999**Birthplace/Resides:** Nagua, Dominican Republic / Fort Lauderdale, Florida**Major League Service:** 1 year, 146 days**Obtained:** Acquired from the New York Yankees with Cooper Bowman, JP Sears and Ken Waldichuk for Frankie Montas and Lou Trivino, August 1, 2022**Contract Status:** First year of a one-year contract through 2025
 [Updated Stats](#)
CAREER HIGHLIGHTS

Was originally signed by the New York Yankees as a non-drafted free agent out of the Dominican Republic on July 8, 2015 and was dealt to the A's organization at the trading deadline in 2022...is 5-14 with a 5.35 ERA in 31 games, including 25 starts, in two seasons with the A's (2023-24)...is 15-26 with a 5.11 ERA in 102 games, including 99 starts, in eight seasons in the minors...has 490 strikeouts in 406.2 innings (10.85 per nine innings) but also has 285 walks (6.31 per nine innings) and 103 wild pitches (2.28 per nine innings)...was tabbed by *Baseball America* as the No. 7 prospect in the Yankees organization following the 2017 and 2019 seasons and the No. 9 prospect following the 2020 and 2021 seasons...named Pitcher of the Year in the Puerto Rican Winter League in 2020.

2024 HIGHLIGHTS

- Began the season on the injured list with a knee injury, went 2-4 with a 5.17 ERA and .772 opponents OPS in eight starts with the A's, and then finished the season on the IL with an elbow injury that led to "Tommy John" surgery.
- Struck out 32 batters in 40.0 innings but walked 20 for a strikeout-to-walk ratio of 1.60...now has a 1.79 strikeout-to-walk ratio in his career (138 strikeouts, 77 walks, 149.2 innings).
- Had five wild pitches and now has 16 in 149.2 career innings.
- Allowed a .276 opponents batting average, which broke down to .244 (20-for-82) with a .694 OPS against left-handed hitters compared to .311 (23-for-74) with an .859 OPS against right-handers.
- Yielded four home runs, three of which were solo shots.
- Was 1-1 with a 3.38 ERA and .664 opponents OPS in four starts during the day, 1-3 with a 7.23 ERA and .880 OPS in four starts at night.
- Was 0-3 with a 9.69 ERA in three starts on four days rest, 2-1 with a 3.00 ERA in his other five starts.
- Had no decisions and a 0.77 ERA in two interleague starts and was 2-4 with a 6.99 ERA in six starts against American League competition.
- Tossed six innings or fewer in each of his eight starts...allowed one run four times and four runs or more four times.
- **DAY-BY-DAY:** Pitched in just two games during the spring and began the season on the 15-day injured list with an MCL sprain in his right knee...was transferred to the 60-day IL on April 11...was sent to the A's affiliate in the Arizona Complex League for a rehab assignment on May 15 and started and lost that day at the Padres (2.0 ip, 6 h, 6 r, 6 er, 0 bb, 3 so)...it was the 100th minor league appearance of his career...was transferred to Las Vegas on May 21 and had no decisions in two starts with the Aviators...was 0-1 with a 14.63 ERA (8.0 ip, 14 h, 13 r, 13 er, 3 bb, 10 so, 4 hb) in three rehab starts when he was reinstated from the IL on June 2...had a no decision in his first start that day at Atlanta, a 3-1 A's loss (5.2 ip, 2 h, 1 r, 0 er, 2 bb, 6 so)...had season highs in runs (6) and walks (5) in a 7-0 loss to Toronto on June 6...also took the loss in his next start on June 13 at Minnesota when he logged a career-high 102 pitches and matched his career high with eight hits...earned his first win of the season on June 19 against Kansas City when he allowed one run in 5.2 innings in the A's 5-1 victory...it snapped a career-high tying five-game losing streak dating back July 30 of last year (also lost the first five decisions of his career from April 26-June 3, 2023)...had a 5.43 ERA during

the most recent streak, which spanned 12 games, including 10 starts from July 30, 2023-June 13, 2024...it was his first win since July 18, 2023 against Boston...tossed a career-high tying 6.0 innings on June 30 at Arizona and allowed just one run but had a no decision in the A's 5-1 loss...won his second game of the season in a 19-8 win over Baltimore on July 6... then struck out a season-high seven batters in his final start on July 11 at Boston but took the loss after yielding a season-high tying six runs in 5.0 innings...was placed on the 15-day injured list July 13 with a sprained right elbow and was transferred to the 60-day IL on Aug. 2...had right elbow ulnar collateral ligament reconstruction surgery on Aug. 7...the procedure was performed by Dr. Keith Meister at TMI Sports Medicine in Arlington, Texas...missed the remainder of the season.

CAREER

2023— Went 3-10 with a 5.42 ERA and .792 opponents OPS in 23 games, including 17 starts, over two stints with the A's in his Major League debut...his six relief appearances came in games started by an opener or a pitcher on a limited pitch count...struck out 106 batters in 109.2 innings but walked 57 for an average of 4.68 walks per nine innings...had a strikeout-to-walk ratio of 1.86, which was ninth lowest in the majors among pitchers with at least 100 innings pitched... had 11 wild pitches, which tied for fifth most in the majors, and hit eight batters...had the second most wild pitches in the majors among rookies, ranked third in most losses and walks, tied for fifth in hit batters and sixth in runs allowed (73)...is the first A's rookie to lose 10 games since 2017 when both Daniel Gossett (11) and Jharel Cotton (10) did it...his wild pitches are third most in Oakland history by a rookie behind Blake Stein (15 in 1998) and Matt Keough (12 in 1978)...allowed a .255 opponents batting average, which broke down to .247 with a .796 opponents OPS against right-handed hitters and .266 with a .785 OPS against left-handers...yielded 11 home runs in 243 at bats against right-handed hitters (22.1 at bats per home run), three in 185 at bats against left-handers (61.7 at bats per home run)...opponents hit .264 with runners in scoring position but were 2-for-15 (133) with a walk with the bases loaded...was 2-7 with a 6.34 ERA and .861 opponents OPS in 12 games at the All-Star Break...then went 1-3 with a 4.32 ERA and .707 OPS in 11 games after the break...allowed 11 home runs in 59.2 innings before the break (1.66 per nine innings), three in 50.0 innings after the break (0.54 per nine innings)...had a 5.47 ERA and .795 opponents OPS in his 17 starts, a 5.27 ERA and .784 opponents OPS in six relief appearances... tossed at least 3.0 innings in each of his relief appearances, including five or more three times... had 14 outings of at least five innings overall and none under 2.0 innings...had a 2-4 record and a 4.87 ERA in 12 games at home, 1-6 with a 6.02 ERA in 11 games on the road...was 0-5 in five day games...posted a 2.86 ERA in July but had an ERA of 5.32 or higher in each of the other five months...compiled a 6.18 ERA in innings 1-2, a 2.28 ERA in innings 3-4 and a 9.33 ERA from the fifth inning on...went 0-5 with a 6.97 ERA and .949 OPS in six games, including five starts, against American League West competition...allowed a .407 batting average and 1.250 OPS to the opponents leadoff hitter but held the three hitter to a .200 batting average...yielded five of his 14 home runs to the first hitter in the batting order...walked three or more batters in 12 of his 23 appearances...defensively, he turned three double plays, which tied for third most in the majors among pitchers...also went 0-1 with a 6.48 ERA and .864 opponents OPS in six games, five starts, at Triple-A Las Vegas...allowed a .254 opponents batting average but walked 16 in 16.2 innings for a .423 on-base percentage...struck out 23 batters, an average of 12.42 per nine innings, and yielded just one home run...his opponents batting average broke down to .148 with a .519 OPS against left-handed hitters compared to .344 with a 1.156 OPS against right-handers... began the year at Las Vegas and was 0-0 with a 3.86 ERA in three starts in his Triple-A debut when he was recalled by Oakland on April 25...made his Major League debut the next day with a start at Los Angeles (AL) and was the losing pitcher in the A's 11-3 loss...fanned the second batter he faced, Mike Trout, for his first strikeout...allowed eight runs in 5.0 innings, which matched the most runs in Oakland history by a pitcher in his debut...the first pitcher to do it was Fujinami earlier in 2023 on April 1...it matches the most runs by an Athletics pitcher in his debut over the last 103 years (fifth time)...in addition to runs, he also had a career high in hits (8)...was optioned back to Las Vegas on April 27 and went 0-1 with a 15.75 ERA in two starts before he was recalled by Oakland a second time on May 11...had a career-high 6.0 innings pitched on May 11 against Texas and May 17 against Arizona...his first relief appearance came in relief of opener Ken Waldichuk on May 28 against Houston...allowed a career-high three home runs and took the loss in a 10-1 decision...that gave him 10 home runs in 27.2 innings over his first five games

(3.25 home runs per nine innings)...would allow just four home runs over his final 18 contests and 82.0 innings (0.44 per nine innings)...went 0-3 with a 5.56 ERA in four games, three starts, in May and allowed eight home runs in 22.2 innings ...started in his next outing on June 3 at Miami but took the loss after allowing six runs on six hits and four walks in 2.0 innings...it was the shortest start of his career...it gave him a career-opening streak of six consecutive games with three or more runs allowed, which matched the longest such streak in Oakland history...pitched in relief of opener Sam Moll on June 9 at Milwaukee and picked up his first Major League win in the A's 5-2 victory...allowed two runs on three hits in 5.0 innings...it snapped a career-opening five-game losing streak...had an 8.19 ERA during the streak, which spanned six games, including five starts, from April 26 to June 3...it matched the third longest career-opening losing streak in Oakland history...allowed a career-high tying eight hits in 4.2 innings in a start and loss to Tampa Bay on June 14...walked a career-high seven batters in 5.0 innings in a 12-1 loss at Toronto on June 25...had two of his three wins in the month of June...struck out a career-high nine batters in a career-high tying 6.0 innings in relief of opener Sam Long on July 7 at Boston...combined with Long, Fujinami, Moll and May on a five-hit shutout in the A's 3-0 win over Boston on July 18...tossed 5.2 innings and allowed three of the hits...that gave him the first two-game winning streak of his career...was 1-1 with a 3.42 ERA in his first six games after the All-Star Break and 3-8 with a 5.44 ERA in 18 games overall when he was placed on the 15-day injured list Aug. 21 retroactive to Aug. 19 with a blister on his right index finger...made one rehab start for Las Vegas on Aug. 30 against Salt Lake (3.0 ip, 5 h, 4 r, 3 er, 1 so) before he was reinstated from the IL on Sept. 4...went 0-2 with a 5.32 ERA over his final five games...matched his career high with 6.0 innings pitched in his final start on Sept. 28 at Minnesota and allowed just one run...had a no decision in the A's 2-1 loss.

2022—Was one of four players acquired by Oakland from the New York Yankees at the trading deadline and spent the entire season at Double-A...combined to go 5-7 with a 5.24 ERA and .704 opponents OPS in a career-high 24 starts for Somerset in the Yankees organization and Midland in the A's farm system...allowed a .233 opponents batting average but walked 62 batters for a .359 on-base percentage...the 62 walks were sixth most among Double-A pitchers...surrendered just seven home runs and had a .346 opponents slugging percentage...among Double-A pitchers with 90 or more innings pitched, he had the fifth lowest opponents slugging percentage and seventh fewest home runs per nine innings (0.68)...tied for the lead among all minor league pitchers with 24 wild pitches (Graeme Stinson, Montgomery and Bowling Green)...went 4-3 with a 3.38 ERA and .579 opponents OPS in 17 starts with Somerset...then compiled a 1-4 record, an 11.76 ERA and 1.053 OPS in seven starts with Midland...his opponents batting average broke down to .232 with a .732 OPS against right-handed hitters compared to .235 with a .673 OPS against left-handers...went 3-1 with a 3.78 ERA in 10 starts on five days rest or fewer, 2-6 with a 6.85 ERA in 13 starts on six days rest or more...had a .278 opponents batting average against the one through five hitters in the order, a .163 average against the six through nine hitters...his teams were 9-3 in his no decisions and had a 14-10 (.583) record in his starting assignments...tossed fewer than five innings in 15 of his 24 starts...walked at least one batter in every start...began the season at Somerset and went 1-1 with a 2.31 ERA and .122 opponents batting average in four starts in April...went 1-0 with a 2.00 ERA, .165 opponents batting average and .505 opponents OPS over a seven-start stretch from May 21 to June 26...struck out a season-high 10 batters in a season-high 6.0 scoreless innings in a 2-0 win at New Hampshire on June 15 (2 h, 1 bb)...it was his eighth career game of 10 or more strikeouts...matched his season-high with 6.0 scoreless innings on June 26 against Hartford...allowed just one hit but had a no decision in a 6-5, 10-inning win...finished June 1-0 with a 2.02 ERA, .151 opponents batting average and .473 OPS in five starts...struck out 34 and walked seven in 26.2 innings...won his final two starts with Somerset for his only winning streak of the season...was traded to the Oakland A's with JP Sears and minor leaguers Cooper Bowman and Ken Waldichuk for Frankie Montas and Lou Trivino on Aug. 1...reported to Midland following the deal and allowed a season-high seven runs on four hits and four walks in 2.0 innings for the loss in his RockHounds debut on Aug. 3 at Arkansas...was credited with his lone Midland win on Aug. 9 at Tulsa but then went 0-3 with an 11.85 ERA and 1.157 opponents OPS over his final five starts...made 10 starts for Toros del Este in the Dominican Winter League and was 0-1 with a 2.57 ERA...logged just 28.0 innings as he did not pitch more than 3.0 innings in any outing.

2021—Combined with High-A Hudson Valley and Double-A Somerset to go 6-4 with a 3.39 ERA in 22 games, including 21 starts...ranked fourth among Yankees farmhands in strikeouts (133) and fifth in ERA...recorded four double-digit strikeout performances: a career-high 12 on Aug. 26 vs. Double-A Akron, 11 on May 20 at High-A Brooklyn, 10 on June 16 vs. Double-A Richmond and 10 in the first game of a Sept. 2 doubleheader at Double-A Bowie...began the season with High-A Hudson Valley, going 2-1 with a 2.76 ERA in seven starts...was named the High-A East League “Pitcher of the Week” for May 3-9 after tossing 9.0 scoreless innings over two starts (2 h, 4 bb, 15 so)...was promoted to Double-A Somerset on June 15 and went 4-3 with a 3.67 ERA in 15 games, 14 starts...following the season, was tabbed by *Baseball America* as the No. 9 prospect in the Yankees organization.

2020—Made three spring training relief appearances (all in Florida) and posted a 2.25 ERA...spent the season at the Yankees Alternate Site as part of the 60-man player pool...following the season, was tabbed by *Baseball America* as the No. 9 prospect in the Yankees organization...was named “Pitcher of the Year” in the Puerto Rican Winter League after going 1-0 with a 0.54 ERA and 32 strikeouts in 16.2 innings over four starts for Los Indios de Mayagüez.

2019—Combined with Single-A Charleston and Single-A Tampa to go 1-8 with a 5.47 ERA in 22 starts...spent the majority of the season with Charleston, going 1-8 with a 6.00 ERA in 20 starts...finished fifth among Yankee minor league pitchers with 127 strikeouts...was named South Atlantic League Pitcher of the Week for Aug. 12-18 after tossing 7.0 scoreless innings on Aug. 13 vs. Columbia (2 h, 1 bb, 10 so)...following the season, was tabbed by *Baseball America* as the Yankees No. 7 prospect...was touted as having the “Best Fastball” among organization farmhands.

2018—Went 1-3 with a 6.25 ERA in 12 starts with Rookie Pulaski...struck out 47 in 36.0 innings for an average of 11.75 strikeouts per nine innings...following the season, was named by *Baseball America* as having the “Best Fastball” and the “Best Curveball” in the Yankees organization.

2017—Combined with the DSL Yankees and Rookie Pulaski to go 2-2 with a 5.35 ERA in 10 games, including nine starts...following the season, was ranked the No. 7 prospect in the Yankees organization by *Baseball America*...the publication also tabbed him as having the “Best Curveball” in the Yankees organization.

2016—Did not record a decision and posted a 1.93 ERA in three starts in his professional debut with the DSL Yankees.

PERSONAL/MISCELLANEOUS

Luis Angel Medina.

LIFETIME PITCHING RECORD

Year	Club	W	L	ERA	G	GS	CG	SHO	SV	IP	H	R	ER	HR	HB	BB	IBB	SO	WP	BK	
2016	DSL Yankees1	0	0	1.93	3	3	0	0	0	4.2	2	1	1	0	1	4	0	4	3	0	
2017	DSL Yankees1	1	1	5.74	4	3	0	0	0	15.2	17	15	10	0	0	10	0	17	11	2	
	Pulaski	1	1	5.09	6	6	0	0	0	23.0	14	14	13	1	2	14	0	22	7	0	
2018	Pulaski	1	3	6.25	12	12	0	0	0	36.0	32	35	25	3	2	46	0	47	12	2	
2019	Charleston	1	8	6.00	20	20	0	0	0	93.0	86	65	62	9	9	67	0	115	26	1	
	Tampa	0	0	0.84	2	2	0	0	0	10.2	7	5	1	0	0	3	0	12	1	0	
2020		(Minor League Season Cancelled – Did Not Pitch)																			
2021	Hudson Valley	2	1	2.76	7	7	0	0	0	32.2	18	10	10	4	2	19	0	50	7	1	
	Somerset	4	3	3.67	15	14	0	0	0	73.2	65	35	30	7	2	41	0	83	6	2	
2022	Somerset	4	3	3.38	17	17	0	0	0	72.0	46	32	27	4	7	40	0	81	16	0	
	Midland	1	4	11.76	7	7	0	0	0	20.2	35	28	27	3	1	22	0	26	8	1	
2023	Las Vegas	0	1	6.48	6	5	0	0	0	16.2	15	13	12	1	2	16	0	23	3	2	
	OAKLAND	3	10	5.42	23	17	0	0	0	109.2	109	73	66	14	8	57	2	106	11	2	
2024	ACL A's	0	1	27.00	1	1	0	0	0	2.0	6	6	6	0	1	0	0	3	2	0	
	Las Vegas	0	0	10.50	2	2	0	0	0	6.0	8	7	7	1	3	3	0	7	1	1	
	OAKLAND	2	4	5.18	8	8	0	0	0	40.0	43	24	23	4	1	20	1	32	5	0	
	Major League Totals	5	14	5.35	31	25	0	0	0	149.2	152	97	89	18	9	77	3	138	16	2	
	Minor League Totals	15	26	5.11	102	99	0	0	0	406.2	351	266	231	33	32	285	0	490	103	12	

CAREER TRANSACTIONS

2015 — Signed by the New York Yankees as a non-drafted free agent, July 8. **2022** — Traded to the Oakland Athletics with pitcher JP Sears, minor league pitcher Ken Waldichuk and minor league infielder Cooper Bowman for pitchers Frankie Montas and Lou Trivino, August 1. **2023** — On the injured list, August 21 to September 3; included rehabilitation assignment, to Las Vegas, August 30 to September 3. **2024** — On the injured list, March 25 to June 1; included rehabilitation assignments to the ACL A's, May 15 to May 20, and Las Vegas, May 21 to June 1. On the injured list, July 13 to October 30.

MEDINA'S CAREER BESTS

Low Hit Complete Game: None

Innings Pitched: 6.0 (twice), last: June 30, 2024 at Arizona

Strikeouts: 9, July 7, 2023 at Boston

Pitches: 102, June 13, 2024 at Minnesota

Longest Winning Streak: 2, June 30 to July 18, 2023

Longest Losing Streak: 5 (twice), last: July 30, 2023 to June 13, 2024

Longest Scoreless Streak: 9.2, July 18 to 23, 2023

RELIEF PITCHERS SAVE RULE

A pitcher is credited with a save when he meets all three of the following conditions:

1. He is the finishing pitcher in a game won by his club, and
2. He is not the winning pitcher, and
3. He qualifies under one of the following conditions:
 - a. He enters the game with a lead of no more than three runs and pitches for at least one inning, or
 - b. He enters the game with the potential tying run on base, at bat, or on deck (that is, the potential tying run is either on base or is one of the first two batsmen he faces), or
 - c. He pitches effectively for at least three innings



RIGHT-HANDED PITCHER

Height/Weight: 6-5 / 228

Bats/Throws: Right / Right

Birthdate: August 24, 1998

Opening Day Age: 26

Birthplace/Resides: Pittsburgh, Pennsylvania / Connellsville, Pennsylvania

Major League Service: 1 year, 166 days

Obtained: Selected in the 3rd round of the 2021 First-Year Player Draft.

Contract Status: First year of a one-year contract through 2025

[Updated Stats](#)

CAREER HIGHLIGHTS

Was the A's third round selection in the 2021 First-Year Player Draft and has 28 saves and a 2.93 ERA in 65 career appearances, including six starts, in two seasons in the majors...all six of his starts came in 2023...set an A's rookie record with 28 saves in 2024 when he was an All-Star, *The Sporting News* AL Rookie of the Year and second team All-MLB...is 1-3 with a 2.52 ERA in 16 games, including 15 starts, as a minor leaguer...has 69 strikeouts in 39.1 innings (15.79 per nine innings)...missed most of the 2022 season with a rotator cuff injury and pitched in just three games in 2021 after getting drafted...had pitched in just nine minor leagues in two seasons when he made his Major League debut...pitched for Mesa in the Arizona Fall League in 2022.

2024 HIGHLIGHTS

- Made his debut as a starter in 2023 but was converted to closer in 2024 and set an Athletics rookie record for saves with 28...compiled a 2.49 ERA in 55 relief appearances and struck out 104 batters in 65.0 innings.
- Led Major League rookies and tied for ninth among all pitchers in saves...the saves broke the previous Athletics rookie record of 26 set by Andrew Bailey in 2009...they were the most by any rookie since Jim Henderson had 28 for Milwaukee in 2013.
- Converted 28-of-31 (90.3%) save opportunities, which was the sixth best percentage in the majors and seventh best in Athletics history.
- His 104 strikeouts ranked second among ML relievers to the Astros Hader (105) and tied for sixth most by a reliever in Athletics history...averaged 14.40 strikeouts per nine innings which was the highest mark in the majors and in Athletics history among all pitchers with 40 or more innings pitched...walked 21 for a strikeout-to-walk ratio of 4.95, which was 17th best among ML relievers.
- Was named to his first American League All-Star team...also earned *The Sporting News* AL Rookie of the Year honors and was second team All-MLB...placed fourth in BBWAA AL Rookie of the Year voting and earned one first-place vote...was named to the *Baseball America* All-Rookie team as a relief pitcher and was the reliever on the *Baseball Digest* MLB Rookie All-Star team.
- Had the seventh lowest opponents OPS in the majors among relievers (.495) and ranked ninth in batting average (.160), on-base percentage (.233) and slugging percentage (.262)...the batting average was fourth lowest in Oakland history by a reliever, the OPS ranked eighth and the on-base percentage was ninth.
- His opponents batting average broke down to .146 (15-for-103) with a .467 opponents OPS against left-handed hitters compared to .172 (21-for-122) with a .519 OPS against right-handers.
- Nearly half of his 1,024 pitches were 100 miles per hour or more (510)...since MLB began tracking pitch speed in 2008, the only two pitchers with more such pitches in a season are Jordan Hicks (659 with St. Louis in 2018) and Aroldis Chapman (568 with Chicago-NL in 2016)...his average pitch speed of 96.1 MPH was fifth best in the majors...his fastest pitch was

MOST SAVES, ATHLETICS ROOKIE

1. Mason Miller (2024)	28
2. Andrew Bailey (2009)	26
3. Huston Street (2005)	23
4. Ryan Cook (2012)	14
5. Rollie Fingers (1969)	12

103.8 on Sept. 26 against Texas...it was the second to last pitch in Coliseum history...the final pitch was 103.5, a Travis Jankowski ground out.

- First batters faced were 3-for-51 with four walks... had the lowest batting average (.059), on-base percentage (.127) and slugging percentage (.059) against first batters faced in the majors and tied for fifth in strikeouts (27)...the batting average and slugging percentage were the lowest in Oakland history, the on-base percentage was second lowest and the strikeouts tied for second most.
- Allowed 1-of-8 (12.5%) inherited runners to score.
- Converted all 13 of his save opportunities in 27 games at home...surrendered five of his six home runs on the road.
- Did not allow a run in eight games pitching on no days rest (8.0 ip) and converted all five of his save chances.
- Yielded 11 of his 23 runs in extra innings (7.36 ERA), which tied for second most in the majors and was the most by an A's pitcher since at least 1974...had a 2.19 ERA in the ninth inning and did not allow a run in the eighth inning (8.1 ip).
- Compiled a 0.55 ERA in 14 games against AL East competition and retired all 14 of his first batters faced...was a perfect 7-for-7 in save opportunities in eight appearances against the National League Central...was 10-for-10 in saves against NL teams.
- Yielded a .111 batting average with two strikes and now has a .127 career average in that situation...opponents were 2-for-33 (.061) on an 0-2 count.
- Held the opponents three hitter in the order to a .080 batting average
- Ranked 10th among ML rookies in games pitched.
- Tossed at least one inning in 54 of his 55 appearances...had 14 outings longer than one inning.
- **DAY-BY-DAY:** Allowed two runs in his first outing on March 30 against Cleveland but did not allow a run over his next 15 appearances from April 2 to May 21 for a career-high 19.1-inning scoreless streak...opponents were 5-for-62 (.081) during the streak and he struck out 40 batters in 19.1 innings (18.62 per nine innings)...had a streak of 10 consecutive games with two or more strikeouts from April 2 to 30 (27 so in 12.1 ip)...that was the longest such streak in Athletics history by a reliever...retired the side in order in the ninth inning with a one-run lead April 9 at Texas for the first save of his professional career...that began a streak of eight consecutive games with a save and two or more strikeouts, which was the longest such streak in ML history...converted each of his first 11 save opportunities from April 9 to May 28...was named the AL Reliever of the Month for March/April...had a 1.35 ERA, was 8-for-8 in save chances and struck out 28 in 13.1 innings...did not allow a run in 10 appearances and 12.1 innings in April and converted each of his eight save opportunities...had a .098 opponents batting average and struck out 27 while walking just three...his 12.1 innings matched the most by an A's pitcher with no runs allowed in April over the last 41 years (Casilla, 2008)...struck out a season-high five batters in 2.0 innings on May 14 at Houston...yielded a career-high five runs May 23 against Colorado to snap his career-high 19.1-inning scoreless streak...allowed nine runs over an eight-game stretch from May 23 to June 12 (5.59 ERA)...was charged with his first blown save May 30 at Tampa Bay when he issued three walks in 2.0 innings...it was his only outing with more than one walk...had two blown saves in three chances over a six-game span from May 30 to June 14...retired the side in order in the ninth inning on June 7 vs. Toronto and earned his first Major League win when Bleday hit a walk-off home run...was a perfect 16-for-16 in save opportunities from June 18 to Sept. 26...had an 11-game, 12.1-inning scoreless streak from July 10 to Aug. 25 and opponents were 3-for-40 (.075) over that span...retired the first batter he faced in a game in 23 consecutive appearances from July 10 to

ATHLETICS RELIEVER BESTS

STRIKEOUTS

1. Liam Hendriks (2019)	122
2. Rollie Fingers (1975)	115
3. Rollie Fingers (1976)	113
Rollie Fingers (1972)	113
5. Dennis Eckersley (1987)	105
6. Mason Miller (2024)	104
Rollie Fingers (1973)	104
8. Michael Wuertz (2009)	102
9. Wes Stock (1964)	101
10. Blake Treinen (2018)	100

SAVE PERCENTAGE

1. Dennis Eckersley (1990)	96.0% (48x50)
Mudcat Grant (1970)	96.0% (24x25)
3. Dennis Eckersley (1992)	94.4% (51x54)
4. Grant Balfour (2013)	92.7% (38x41)
5. Grand Balfour (2012)	92.3% (24x26)
Andrew Bailey (2011)	92.3% (24x26)
7. Mason Miller (2024)	90.3% (28x31)
8. Keith Foulke (2003)	89.6% (43x48)
9. Andrew Bailey (2010)	89.3% (25x28)
10. Billy Taylor (1998)	89.2% (33x37)

(minimum 20 opportunities)

Sept. 26...was named to the AL All-Star team after finishing second in player voting among relievers...it was his first selection and he was the A's first rookie All-Star since Ryan Cook in 2012...earned the win and struck out two (Ohtani and Turner) in a scoreless inning of relief in the game on July 16 at Texas...became the third A's pitcher (Vida Blue in 1971; Mark Mulder in 2004) and the third rookie (Spec Shea in 1947; Dean Stone in 1954) to win an All-Star Game... had the fastest pitch in an All-Star Game in the pitching tracking era (2008) at 103.6 mph... was on the injured list from July 23 to Aug. 6 with a broken left hand...did not have a rehab assignment...logged a 1.59 ERA in 10 games in August, was a perfect 8-for-8 in saves and retired all 10 of his first batters faced...surrendered three of his six home runs in September... broke the A's rookie record for saves with his 27th save on Sept. 18 at Chicago (NL)...was charged with his third blown save of the season in his final outing on Sept. 28 at Seattle.

CAREER

2023—Made his Major League debut in just his third professional season and went 0-3 with a 3.78 ERA and .614 opponents OPS in 10 games, including six starts, in a season shortened by a four-month stay on the injured list with tightness in his right forearm...held the opposition to a .203 batting average but walked 16 and hit three in 33.1 innings for a .309 on-base percentage... struck out 38 for a strikeout-to-walk ratio of 2.38...yielded just two home runs...his opponents batting average broke down to .167 with a .573 OPS against left-handed hitters compared to .229 with a .642 OPS against right-handers...opponents hit .143 with the bases empty, .292 with runners on...allowed a .304 average with runners in scoring position...was 0-1 with a 2.76 ERA and .500 opponents OPS in five games in Oakland, 0-2 with a 4.76 ERA and .709 OPS in five games on the road...did not allow a home run in 16.1 innings at home...had a 10.50 ERA in the first inning but did not allow a run in the second (5.0 ip) or third (4.0 ip) inning...tossed at least 4.0 innings and had 81 or more pitches in each of his four starts before going on the injured list... pitched three innings or fewer and threw no more than 54 pitches in his six appearances following his return...combined to go 1-0 with a 1.86 ERA and .478 opponents OPS in seven starts with Single-A Stockton, Double-A Midland and Triple-A Las Vegas...the seven starts were the most of his three seasons in the minors...struck out 35 batters in 19.1 innings (16.30 per nine innings) and walked just five (2.33 per nine innings) for a strikeout-to-walk ratio of 7.00...allowed a .123 batting average, which broke down to .097 with a .490 OPS against right-handed hitters compared to .147 with a .466 OPS against left-handers...yielded two of his three home runs and issued four of his five walks to righties...opponents went 0-for-10 with runners in scoring position and 1-for-43 (.023) with a walk and 35 strikeouts with two strikes...did not allow a hit to the six (0-for-7), seven (0-for-6) or eight (0-for-5) hitters in the order...began the season at Midland and struck out eight in 3.2 innings in his first start on April 7 at Northwest Arkansas before he was promoted to Las Vegas on April 11...made one start with the Aviators on April 14 against Salt Lake and earned Pacific Coast League Pitcher of the Week honors for the week of April 10-16 for his effort...tossed 5.0 scoreless and hitless innings while striking out a minor league career-high 11 in a 14-4 win...it was the longest outing of his minor league career and his only win of the season...was selected by the A's on April 19 and made his Major League debut that day against Chicago (NL)...had a no decision in the A's 12-2 loss (4.1 ip, 4 h, 2 r, 2 er, 1 bb, 5 so)...struck out the side in the second, including Cody Bellinger for his first strikeout...the start came after just 11 appearances, including 10 starts, and 28.2 innings pitched as a minor leaguer...the last A's pitcher to start in his debut with fewer games pitched as a professional was Kirk Dressendorfer, who made the A's Opening Day roster in 1991 and started on April 13 after pitching in just seven games, including four starts, in 19.1 innings with Short-Season Southern Oregon in his professional debut in 1990... had career highs in hits (5) and strikeouts (6) in a 5-3 loss at Los Angeles (AL) on April 25 ...then tossed a career-high 7.0 scoreless and hitless innings in his third start on May 2 against Seattle but had a no decision in the A's 2-1 loss...became the first starting pitcher in Athletics history to leave the game with a no-hitter after pitching 5.2 or more innings...the previous longest was 5.1 by Chris Codiroli on June 27, 1986 against Chicago...did not allow a hit in the final two innings of his previous start for a streak of 9.0 consecutive hitless innings...threw a career-high 100 pitches and left with a 1-0 lead but the pen allowed two runs in the eighth inning for the blown save and loss...started and lost on May 7 at Kansas City and was 0-2 with a 3.38 ERA in four starts when he was placed on the 15-day injured list May 11 retroactive to May 8 with tightness in his right forearm...was transferred to the 60-day IL June 30 and returned to action on Aug. 16 when he was sent to Single-A Stockton on a rehab assignment...made two starts with the Ports and three

with Las Vegas and had a 1.69 ERA in five rehab starts overall when he was reinstated from the IL on Sept. 6...spent the remainder of the season with the A's and went 0-1 with a 4.50 ERA over his final six games, including two starts.

2022—Was limited to just six starts as he spent most of the season on the injured list with a strained right rotator cuff...combined to go 0-2 with a 3.86 ERA and .170 opponents batting average with the A's affiliate in the Arizona Complex League, High-A Lansing and Triple-A Las Vegas...struck out 25 batters in 14.0 innings (16.07 per nine innings) and walked just three (1.93 per nine innings) for a strikeout-to-walk ratio of 8.33...his opponents batting average broke down to .167 against left-handed hitters and .172 against right-handers...opponents were 2-for-33 (.061) with two strikes...began the season on the injured list with a strained right rotator cuff...made one start on a rehab assignment with the A's affiliate in the Arizona Complex League on Aug. 23 against the Cubs before he was reinstated from the IL on Aug. 25 and assigned to Lansing...went 0-1 with a 3.86 ERA in three starts for the Lugnuts...tossed 3.0 scoreless and hitless innings and struck out seven on Sept. 10 against Dayton...was moved up to Las Vegas on Sept. 15 and tossed 3.0 scoreless innings on Sept. 17 against Tacoma (2 h, 1 bb, 3 so)...was 0-1 with a 5.40 ERA in his two starts with the Aviators...pitched for Mesa in the Arizona Fall League following the season and was 1-1 with a 3.24 ERA and .158 opponents batting average in six starts...tied for second in the AFL in games started, ranked sixth in opponents batting average and 10th in strikeouts (20).

2021—Made his professional debut with the A's affiliate in the Arizona Complex League and was 0-1 with a 1.50 ERA and .190 opponents batting average in three games, including two starts...struck out nine batters in 6.0 innings and walked three...righties were 2-for-15 (.133) against him...opponents were 0-for-11 with runners in scoring position...made his debut with a start on Sept. 9 against the Rockies (2.0 ip, 2 h, 2 bb, 3 so).

PERSONAL/MISCELLANEOUS

Mason James Miller...is married, Jordan...played collegiately at Waynesburg University in Pennsylvania before transferring to Gardner-Webb University in North Carolina...went 18-12 with a 3.92 ERA and 306 strikeouts in 239.0 innings over five seasons...was the 2024 recipient of the Dave Stewart Community Service Award.

LIFETIME PITCHING RECORD

Year	Club	W	L	ERA	G	GS	CG	SHO	SV	IP	H	R	ER	HR	HB	BB	IBB	SO	WP	BK
2021	ACL A's	0	1	1.50	3	2	0	0	0	6.0	4	1	1	0	0	3	0	9	1	0
2022	ACL A's	0	0	0.00	1	1	0	0	0	2.0	0	0	0	0	0	0	0	5	0	0
	Lansing	0	1	3.86	3	3	0	0	0	7.0	3	3	3	1	0	2	0	13	0	0
	Las Vegas	0	1	5.40	2	2	0	0	0	5.0	5	3	3	2	0	1	0	7	0	0
2023	Midland	0	0	4.91	1	1	0	0	0	3.2	2	2	2	0	0	0	0	8	0	0
	Las Vegas	1	0	0.00	4	4	0	0	0	12.0	3	0	0	0	0	3	0	23	1	1
	OAKLAND	0	3	3.78	10	6	0	0	0	33.1	24	15	14	2	3	16	0	38	3	0
	Stockton	0	0	4.91	2	2	0	0	0	3.2	3	2	2	1	0	2	0	4	0	0
2024	OAKLAND	2	2	2.49	55	0	0	0	28	65.0	36	23	18	6	1	21	3	104	2	0
Major League Totals		2	5	2.93	65	6	0	0	28	98.1	60	38	32	8	4	37	3	142	5	0
Minor League Totals		1	3	2.52	16	15	0	0	0	39.1	20	11	11	6	0	11	0	69	2	1

CAREER TRANSACTIONS

2021 — Selected by the Oakland Athletics organization in the 3rd round of the First-Year Player Draft. **2023** — On the injured list, May 11 to September 5; included rehabilitation assignments to Stockton, August 16 to 22, and Las Vegas, August 23 to September 5. **2024** — On the injured list, July 23 to August 6.

ALL-STAR GAME RECORD

Year	Club/Site	W	L	ERA	G	GS	CG	SHO	SV	IP	H	R	ER	HR	HB	BB	IBB	SO	WP	BK
2024	AL/Texas	1	0	0.00	1	0	0	0	0	1.0	0	0	0	0	0	0	0	2	0	0

MILLER'S CAREER BESTS

Low Hit Complete Game: None

Innings Pitched: 7.0, May 2, 2023 vs. Seattle. As reliever: 3.0, September 26 2023 at Minnesota

Strikeouts: 6 (twice), last: May 2, 2023 vs. Seattle. As reliever: 5, May 14, 2024 at Houston

Pitches: 100, May 2, 2023 vs. Seattle. As reliever: 54, September 21, 2023 vs. Detroit

Longest Winning Streak: 1 (twice), last: September 24, 2024 to present

Longest Losing Streak: 3, April 25, 2023 to September 16, 2023

Longest Scoreless Streak: 19.1, April 2 to May 21, 2024

**INFIELDER****Height/Weight:** 6-1 / 180**Bats/Throws:** Right / Right**Birthdate:** August 25, 2002**Opening Day Age:** 22**Birthplace/Resides:** Camarillo, California / Camarillo, California**Major League Service:** None**Obtained:** Selected in the 1st round (25th selection overall) of the 2021 First-Year Player Draft**Contract Status:** First year of a one-year contract through 2025
 [Updated Stats](#)
NON-ROSTER INVITEE**CAREER HIGHLIGHTS**

Was the A's first round pick and the 25th selection overall in the 2021 First-Year Player Draft... is a .255 hitter with 39 home runs and 174 RBI in 315 games in four professional seasons...has 142 walks for a .346 on-base percentage...has played in 275 games at shortstop, 17 at second base and four at third base...was rated as the A's second-best prospect by MiLB.com following the 2021 season, eight-best after 2022, seventh-best after 2023 and eighth-best after 2024... was listed as the A's sixth-best prospect by *Baseball America* after 2022...was named an A's Organizational All-Star by MiLB.com in 2022 and 23...played for Mesa in the Arizona Fall League following the 2023 season and was named an AFL Rising Star.

2024 HIGHLIGHTS

- Was limited to just 58 games due to three stints on the injured list...hit .277 with eight home runs and 33 RBI in 50 games in his Triple-A debut with Las Vegas...also went 11-for-29 (.379) on an eight-game rehab assignment with the Arizona Complex League A's and batted a combined .292 with 10 home runs, 38 RBI and a .903 OPS in the minors overall.
- Had career highs in batting, on-base percentage (.378), slugging (.525) and OPS.
- His batting average broke down to .333 (21-for-63) with a .987 OPS against left-handed pitchers compared to .273 (38-for-139) with a .864 OPS against right-handers.
- Made 34 starts at shortstop, 15 at second base, four at third base and four at designated hitter...committed 12 errors at shortstop (.912 fielding percentage), three at third base (.727) and one at second base (.983).
- Started games at every spot in the order except first and fourth...made 13 starts hitting eighth, 11 from the two spot and batted .436 with four home runs and 17 RBI in 11 starts hitting ninth.
- Was rated as the A's eighth-best prospect by MiLB.com following the season.
- **DAY-BY-DAY:** Went 3-for-4 with two doubles and a home run on April 7 at Sugar Land...the extra base hits were a career high at the time...was batting .274 with two home runs and 10 RBI in 18 games when he was placed on the injured list April 24 with a right hand contusion... was reinstated on May 10 and went 3-for-11 (.273) with a RBI in four games before returning to the IL on May 17 with a fractured right hand...was out for nearly two months before he was sent to the A's affiliate in the ACL for a rehab assignment on July 6...went 11-for-29 (.379) with four doubles, two home runs and five RBI in eight games before he was reinstated from the IL on July 19...hit .280 with six home runs and 22 RBI in 28 games following his return...went 5-for-5 with five runs scored, a double, three home runs and eight RBI on Aug. 4 against Albuquerque...the final home run was the first grand slam of his career...the runs, hits, home runs, RBI and extra base hits (4) were all career highs...matched his career high with three walks on Aug. 16 vs. Oklahoma City...was batting .367 with five home runs, 18 RBI, 16 runs scored and a 1.182 OPS in 18 games in August when he was placed on the injured list a third time with a sprained right elbow...missed the remainder of the season.

CAREER

2023—Split his season between High-A Lansing and Double-A Midland and batted a combined .275 with 35 doubles, 10 home runs, 62 RBI and a .763 OPS in 123 games...was 13-for-16 (81.3%) in stolen base attempts...ranked second in the A's farm system in doubles, third in hits (131),

sixth in runs (76), tied for sixth in extra base hits (45) and eighth in walks (52)...batted .281 with a .779 OPS against right-handed pitchers compared to .255 with a .711 OPS against left-handers... hit .314 with runners in scoring position...was 4-for-6 (.667) with a double, a walk and eight RBI with the bases loaded...four of his 10 home runs put his team ahead...batted .304 with five of his 20 home runs and 26 of his 62 RBI in the seventh inning or later...was 36-for-65 (.554) with nine doubles, three home runs and 14 RBI when putting the first pitch in play...went 3-for-42 (.071) on an 3-2 count...started 117 games at shortstop and five at designated hitter...committed 17 errors for a .962 fielding percentage...made starts in each spot in the batting order except fourth and eighth...hit third 52 times, second 33 times and leadoff 27 times...was named an A's Organizational All-Star by MiLB.com...played for Mesa in the Arizona Fall League following the season and hit .212 with four home runs and 16 RBI in 22 games...tied for ninth in the league in extra base hits (10)...was named to the AFL Fall Stars Game and an AFL Rising Star...was rated as the A's seventh-best prospect by MLB.com...went 0-for-5 with a career-high five strikeouts April 13 against West Michigan...went 10-for-20 (.500) during a five-game hitting streak from June 14-18...was hitting .255 with six home runs and 31 RBI in 72 games with Lansing when he was promoted to Midland on July 14...would go on to bat .302 with four home runs and 31 RBI in 51 games with the RockHounds...was hitting .245 with six home runs, 35 RBI and a .675 OPS in 86 games overall at the end of July...then batted .340 with four home runs, 27 RBI and a .954 OPS over his final 37 contests...scored at least one run in nine consecutive games from Aug. 8-17 (12 runs total)...had a season-high 10-game hitting streak from Aug. 9-19...went 16-for-43 (.372) with 12 runs, five doubles, three home runs and 10 RBI during the streak...had an extra base hit in six consecutive games from Aug. 12-18 (four doubles, two home runs)...hit .356 with three home runs and 17 RBI in 25 games in August, all his best single-month figures of 2023...then batted .304 in September...reached base safely in each of his final 11 games beginning on Sept. 2 and hit .340 with a .428 on-base percentage.

2022—Spent most of his first full professional season at Single-A Stockton before he was promoted to High-A Lansing in mid-July...combined to hit .229 with 19 home runs, 70 RBI and a .757 OPS in 123 games...added 69 walks and was hit by a pitch nine times for a .336 on-base percentage...was successful in 19-of-25 (76.0%) stolen base attempts...ranked second in the A's farm system in walks and games played, third in doubles (28), RBI, extra base hits (50) and total bases (199), fourth in runs (69), tied for fourth in home runs, tied for fifth in stolen bases, sixth in hits (108), 10th in slugging (.422) and tied for 10th in hit by pitches...led the A's farm system and tied for fifth among all Single-A batters in strikeouts (169)...his batting average broke down to .231 with a .725 OPS against right-handed pitchers compared to .222 with an .878 OPS against left-handers...slugged .525 against lefties, .394 against righties...his average improved slightly to .242 with runners in scoring position...slugged 16 of his home runs with Stockton, which tied for seventh in the California League...started 112 games at shortstop, eight at designated hitter and two at second base...led all minor league shortstops with 32 errors and had a .928 fielding percentage...also ranked eighth in total chances (443) and putouts (148)...started games at each of first four spots in the batting order, including 47 hitting second, 32 from the three spot, 31 batting leadoff and 12 hitting cleanup...was rated as the A's sixth-best prospect by *Baseball America* following the season and the eighth-best by MiLB.com...was named an A's Organizational All-Star by MiLB.com...hit his first professional home run in an Opening Day start at shortstop at Fresno on April 8, a sixth inning solo shot off Zak Baayoun...went 13-for-38 (.342) with four doubles, three home runs, 13 RBI and a 1.131 OPS over his first 10 games through April 19...hit his first career grand slam April 15 against Modesto...stole a career-high two bases April 19 at Inland Empire and Aug. 25 at Wisconsin...drove in five runs May 18 against Modesto...went 4-for-4 with a pair of solo home runs on June 2 at San Jose...it was his first career four-hit game and first career two-homer game...it began a season-high 18-game reaching base streak through June 25, during which he batted .313 with a .477 on-base percentage...scored a run in eight consecutive games from June 5 to 17 (nine runs total)...was batting .230 with 16 home runs, 51 RBI and a .799 OPS in 81 games with the Ports when he was moved up to Lansing on July 18...hit .226 with three home runs, 19 RBI and a .680 OPS in 42 games with the Lugnuts...drew a career-high three walks Aug. 3 against West Michigan...finished the season by hitting safely in each of his final seven games beginning Sept. 3 (8-for-27, .296).

2021—Began his professional career with the A's affiliate in the Arizona Complex League and went 4-for-31 (.129) with no extra base hits and no RBI in 11 games...all 11 of his games were starts at shortstop...committed one error for a .963 fielding percentage...was rated as the A's second-best prospect by MiLB.com following the season...went 0-for-3 in his debut on Aug. 9 at the Giants-Black...singled and drove in two runs the next day at the Diamondbacks for his first hit and RBI...stole his first base Aug. 24 at the Reds.

PERSONAL/MISCELLANEOUS

Maxwell Price Muncy was originally signed by A's scout Dillon Tung...graduated from Thousand Oaks High School...hit .459 with 11 home runs and 49 RBI in 28 games as a senior to help Thousand Oaks to a 29-1 record and the Southern Section Division 2 championship...was named the Los Angeles Times and Los Angeles Daily News Baseball Player of the Year and was CIF Southern Section Division 2 Player of the Year in 2021.

LIFETIME PLAYING RECORD

Year	Club	AVG.	G	AB	R	H	2B	3B	HR	RBI	SH	SF	HP	BB	SO	SB	CS	OBP	SLG	E
2021	ACL A's	.129	11	31	3	4	0	0	0	4	0	0	0	3	12	1	0	.206	.129	1
2022	Stockton	.230	81	304	50	70	16	1	16	51	1	2	7	51	109	6	5	.352	.447	25
	Lansing	.226	42	168	19	38	12	2	3	19	0	2	2	18	60	13	1	.305	.375	7
2023	Lansing	.255	72	275	36	70	18	0	6	31	3	3	0	31	92	9	3	.327	.385	8
	Midland	.302	51	202	40	61	17	0	4	31	3	0	7	21	54	4	0	.387	.446	9
2024	Las Vegas	.277	50	173	28	48	11	1	8	33	0	2	10	18	50	4	2	.374	.491	15
	ACL A's	.379	8	29	5	11	4	0	2	5	0	0	1	0	13	1	0	.400	.724	1
Minor League Totals		.255	315	1182	181	302	78	4	39	174	7	9	27	142	390	38	11	.346	.427	66

CAREER TRANSACTIONS

2021 — Selected by the Oakland Athletics organization in the 1st round (25th selection overall) of the First-Year Player Draft.

**RIGHT-HANDED PITCHER****Height/Weight:** 6-8 / 190**Bats/Throws:** Right / Right**Birthdate:** August 20, 1998**Opening Day Age:** 26**Birthplace/Resides:** Henrico, Virginia / Colonial Heights, Virginia**Major League Service:** None**Obtained:** Selected in the Rule 5 Draft, December 11, 2024**Contract Status:** First year of a one-year contract through 2025
 [Updated Stats](#)
CAREER HIGHLIGHTS

Was selected by Kansas City in the seventh round of the 2019 First-Year Player Draft and went 9-10 with two saves and a 4.74 ERA in 117 games, including 30 starts, in five seasons in the Royals farm system before he was selected by the A's in the 2024 Rule 5 Draft...has 275 strikeouts in 262.0 career minor league innings (9.45 per nine innings) but has also walked 156 (5.36 per nine innings)...had 29 starts and six relief appearances over his first three seasons but has just one start among his 82 appearances over the last two years...pitched for Surprise in the Arizona Fall League following the 2022 season.

2024 HIGHLIGHTS

- Spent the first two month of the seasons at Northwest Arkansas and had a 2.22 ERA in 16 relief appearances when he was promoted to Omaha on June 10...went 1-0 with a save and a 3.76 ERA in 30 relief appearances in his Triple-A debut...combined to go 1-0 with a save, a 3.16 ERA and .574 opponents OPS in a career-high 46 appearances overall.
- Did not allow a home run in 62.2 innings pitched...had the fourth most innings pitched in all of minor league baseball among pitchers with no home runs allowed...now has a 66.1-inning, 292-batter homerless streak dating back to Sept. 7, 2023.
- Allowed a .199 opponents batting average but walked 41 batters (5.89 walks per nine innings) for a .342 on-base percentage...struck out 72 (10.34 per nine innings).
- Held right-handed hitters to a .160 (24-for-150) batting average and .474 opponents OPS... left-handers hit .288 (19-for-66) with a .790 OPS.
- Yielded a .159 batting average with runners in scoring position...opponents were 1-for-12 with four walks with the bases loaded.
- Allowed 5-for-19 (26.3%) inherited runners to score...first batters faced were 9-for-38 (.237) with five walks and three hit batters (.370 on-base percentage).
- Compiled a 0.77 ERA in nine appearances on one day of rest or fewer.
- Did not allow a run in the ninth inning (6.2 ip, 1 h, 2 bb, 9 so).
- Yielded a .097 batting average with two strikes.
- The number nine hitter in the batting order was 1-for-18 against him.
- Tossed at least one inning in 42 of his 46 relief appearances, including two innings or more 12 times...did not allow a hit 22 times.
- DAY-BY-DAY:** Walked all five batters he faced in his first outing on April 6 against Tulsa...allowed all three of his inherited runners to score and was charged with three runs of his own...retired just one batter in his second appearance on April 10 at San Antonio...then did not allow a run in five of his next six appearances (0.96 ERA)...logged a 6.75 ERA in six games in April...did not allow an earned run over a 14-game stretch from May 17 to June 29 (20.1 ip, 1 r)...compiled a 0.73 ERA in seven relief appearances in May...did not allow a run in 10 games in June (13.1 ip, 5 h, 5 bb, 13 so)...stranded all four of his inherited runners...had a 2.22 ERA in 16 games with Northwest Arkansas when he was promoted to Omaha on June 10...made his Triple-A debut the next day at Toledo (1.0 ip, 2 so)...was credited with his only win on June 14 at Toledo (2.0 ip, 1 bb, 1 so)...recorded his lone save when he retired the final batter on June 29 in a 7-5 win at Columbus...allowed his first run at Omaha in his eighth game on July 1 against Iowa (1.2 ip, 1 h, 1 r, 1 er, 3 bb, 0 so)...yielded a season-high four runs in an inning of work on July 9 against Toledo and surrendered eight runs over a three-game stretch from

July 9 to 19 (3.2 ip)...walked a season-high tying five batters and had two wild pitches in a game for the first time in his career July 12 against the Mud Hens...made his 100th career appearance on July 23 at St. Paul and pitched a season-high 3.0 scoreless innings...compiled a 7.59 ERA in seven games in July...walked 13 and struck out 13 in 10.2 innings...allowed a season-high four hits in 1.0 inning on Aug. 1 at Rochester...did not allow an earned run over a seven-game stretch from Aug. 4 to 24 (8.0 ip, 6 h, 2 r, 6 bb, 5 so)...struck out a season-high six batters in a season-high tying 3.0 innings Aug. 27 against St. Paul...also had a season-high 52 pitches...was 1-0 with a 9.00 ERA (4.0 ip, 4 h, 4 r, 4 er, 4 bb, 4 so) in three postseason appearances for Omaha...the win came in Game 3 to clinch the International League championship...allowed three runs on three hits and two walks while striking out two in 1.1 innings in the Triple-A Championship Game on Sept. 28, a 13-6 loss to Sugar Land.

CAREER

2023—Spent the entire season at Northwest Arkansas where he went 3-1 with a save and a 5.87 ERA in 36 games, including one start...struck out a career-high 77 batters in 69.0 innings (10.04 per nine innings) but also walked 49 (6.39 per nine innings)...yielded just four home runs...his three wins matched his career high and the save was the first of his career...had 76 strikeouts in relief, which ranked second among Texas League relievers...his 48 walks in relief tied for the most and his 68.1 relief innings ranked fourth...allowed a .243 opponents batting average, which broke down to .225 with a .626 OPS against right-handed hitters and .263 with a .787 OPS against left-handed hitters...surrendered three of his four home runs to lefties...had a .194 opponents batting average with the bases empty, .299 with runners on...yielded a .316 average with runners in scoring position...opponents were 7-for-11 (.636) with a double, home run and two walks with the bases loaded...was 3-0 with a 3.63 ERA and .588 OPS in 17 games on the road, 0-1 with an 8.13 ERA and .799 OPS in 19 games at home...allowed 10-of-15 (66.7%) inherited runners to score...first batters faced were 7-for-31 (.226) with three walks and a sacrifice fly...had a .137 opponents batting average with two strikes...opponents were 13-for-25 (.520) when putting the first pitch in play...tossed two or more innings in 22 of his 35 relief appearances...tossed a season-high 3.0 scoreless innings on April 26 at San Antonio...it was his first of eight outings of 3.0 innings...compiled a 2.38 ERA in six games in April...his first professional save was a 3.0-inning save on May 6 against Wichita (1 h, 1 r, 1 er, 2 so)...retired the first batter he faced in 11 consecutive appearances from May 21 to July 4...struck out a season-high six batters in 3.0 scoreless innings May 25 at Tulsa...also fanned six on June 13 against Frisco...went 3-0 with a 2.61 ERA and .155 opponents batting average over a nine-game stretch from June 17 to July 27...picked up two of his three wins in consecutive outings at Tulsa on June 21 and 25...was 2-0 with a 1.93 ERA and .143 opponents batting average in seven relief appearances in June...struck out 25 batters in 18.2 innings...had a 4.31 ERA and .602 opponents OPS in 25 relief appearances when he was placed on the injured list Aug. 3 with a right shoulder inflammation...was reinstated on Aug. 12 and posted a 12.79 ERA and 1.034 OPS over his final 11 contests...made his lone start of the season on Aug. 12 against Wichita and took the loss (0.2 ip, 4 h, 4 r, 4 er, 1 bb, 1 so).

2022—Made 17 starts across Double-A Northwest Arkansas (7) and High-A Quad Cities (10), pitching just over 70.0 innings...pitched for Surprise in the Arizona Fall League following the season, yielding one run over 4.0 innings with three strikeouts.

2021—Appeared in seven games, including six starts, with High-A Quad Cities, going 2-1 with a 3.18 ERA over 22.2 innings pitched.

2020—Did not pitch as the minor league season was cancelled due to the pandemic...participated in the Royals Postseason Camp at Kauffman Stadium.

2019—Spent his first professional season with Burlington (Rookie), going 3-1 with a 2.17 ERA over 11 outings, including six starts...among Appalachian League pitchers who worked at least 35.0 innings, he ranked second in ERA and ninth in strikeouts per nine innings (10.37).

PERSONAL/MISCELLANEOUS

Noah James Murdock was originally signed by Royals scout Jim Farr...graduated from Colonial Heights High School (Va.) in 2016...led his high school to its first volleyball state title as a senior

and was named Virginia State Player of the Year...attended the University of Virginia where he was named to the ACC All-Freshman team in 2017.

LIFETIME PITCHING RECORD

Year	Club	W	L	ERA	G	GS	CG	SHO	SV	IP	H	R	ER	HR	HB	BB	IBB	SO	WP	BK
2019	Burlington	3	1	2.17	11	6	0	0	0	37.1	35	12	9	2	4	11	0	43	1	0
2020																				
2021	Quad Cities	2	1	3.18	7	6	0	0	0	22.2	15	9	8	0	2	11	0	19	3	0
2022	Quad Cities	0	1	5.36	10	10	0	0	0	40.1	41	28	24	3	6	24	0	39	4	0
	NW Arkansas	0	6	9.00	7	7	0	0	0	30.0	43	30	30	9	6	20	0	25	2	0
2023	NW Arkansas	3	1	5.87	36	1	0	0	1	69.0	62	52	45	4	6	49	0	77	7	0
2024	NW Arkansas	0	0	2.22	16	0	0	0	0	24.1	16	8	6	0	3	15	0	26	2	0
	Omaha	1	0	3.76	30	0	0	0	1	38.1	27	18	16	0	4	26	0	46	5	0
Minor League Totals		9	10	4.74	117	30	0	0	2	262.0	239	157	138	18	31	156	0	275	24	0

CAREER TRANSACTIONS

2016 — Selected by the Washington Nationals in the 38th round of the First-Year Player Draft; did not sign.

2019 — Selected by the Kansas City Royals in the seventh round of the First-Year Player Draft. **2024** — Selected by the Athletics in the Major League Rule 5 Draft, December 11.

**RIGHT-HANDED PITCHER****Height/Weight:** 6-4 / 235**Bats/Throws:** Right / Right**Birthdate:** July 3, 1997**Opening Day Age:** 27**Birthplace/Resides:** Villa La Mata, Dominican Republic / Villa La Mata, Dominican Republic**Major League Service:** 87 days**Obtained:** Signed to a minor league contract, December 9, 2023**Contract Status:** First year of a one-year contract through 2025[Updated Stats](#)**CAREER HIGHLIGHTS**

Made his Major League debut with the A's in 2024 after signing a minor league deal following the 2023 season...was 1-0 with a save and a 3.44 ERA in 36 relief appearances...was originally signed by New York (NL) as a non-drafted free agent on July 2, 2016 and spent seven years in the Mets organization before signing a minor league deal with Arizona following the 2022 season...is 25-16 with 11 saves and a 5.07 ERA in 171 games, including 26 starts, in seven seasons in the minors...missed the entire 2017 season following Tommy John surgery, and the 2020 season due to the pandemic...has 356 strikeouts in 278.2 innings (11.50 per nine innings) but has also walked 193 (6.23 per nine innings) and has 51 wild pitches...made 30 appearances, including 26 starts, over his first three seasons but has pitched exclusively in relief (141 games) over the last four years.

2024 HIGHLIGHTS

- Split his season between Triple-A Las Vegas and Oakland...was 7-1 with a save, a 5.35 ERA and .718 opponents OPS in 29 relief appearances with the Aviators...was also 1-0 with a save, a 3.44 ERA and .633 OPS in 36 games over three stints with the A's in his Major League debut.
- Struck out 55 batters in 34.0 innings with Oakland, an average of 14.56 strikeouts per nine innings...that was the highest mark in Athletics history among pitchers with 10 or more innings pitched.
- Held the opposition to a .214 batting average but walked 20 for a .331 on-base percentage...also hit three batters and had six wild pitches.
- Allowed a .171 (7-for-41) batting average and .595 OPS against left-handed hitters compared to .235 (20-for-85) with a .651 OPS against right-handers.
- Opponents hit .164 with the bases empty, .262 with runners on.
- First batters faced were 4-for-31 (12.9) with four walks and a sacrifice fly (.222 on-base percentage)...however, he allowed 11-of-22 (50.0%) inherited runners to score.
- Had a 1.42 ERA in 20 night games, a 6.00 ERA in 16 day games.
- Allowed all 15 of his runs in 23 appearances on zero or one day of rest (5.66 ERA)...did not surrender a run in 13 games and 13.1 innings on two days rest or more.
- Compiled a 1.64 ERA in 11 appearances against American League West competition.
- Had a 1.59 ERA and .513 OPS in 23 games against AL teams, a 7.15 ERA and .824 OPS in 13 interleague contests.
- Yielded a .113 batting average with two strikes...opponents were 0-for-16 with 14 strikeouts on an 0-2 count.
- Did not allow a hit to the three hitter in the batting order (0-for-12) and the four hitter was 2-for-19 (.105).
- His seven wins with the Aviators were a minor league career high...matched his minor league career high with seven hit batters.

**ATHLETICS MOST
STRIKEOUTS
PER NINE INNINGS**

1.	Michel Otañez (2024)	14.56
2.	Mason Miller (2024)	14.40
3.	Liam Hendriks (2020)	13.14
4.	Liam Hendriks (2019)	13.13
5.	Jake Diekman (2020)	13.08
	Sean Doolittle (2017)	13.08

(minimum 10.0 innings)

- Struck out 55 in 37.0 innings (13.38 per nine innings) but also walked 25 (6.08 per nine innings), hit seven and had eight wild pitches...tied for seventh in the Pacific Coast League in most wild pitches.
- Surrendered just two home runs.
- Had a .217 opponents batting average, which broke down to .182 (14-for-77) with a .617 OPS against right-handed hitters compared to .262 (16-for-61) with both of his home runs and a .845 OPS against left-handers.
- First batters faced were 5-for-24 (.208) with four walks and a hit by pitch (.345 on-base percentage)...allowed 6-of-16 (37.5%) inherited runners to score.
- Had a 6.64 ERA in 17 appearances on two days of rest or fewer, a 3.78 ERA in his other 12 outings.
- Tossed more than one inning in 12 of his 29 games.
- **DAY-BY-DAY:** Began the year at Las Vegas and compiled a 7.00 ERA over his first nine games through April 23...did not allow a run over his next five contests from April 27 to May 12 (6.2 ip)...tossed 2.2 scoreless innings and struck out six for his lone Triple-A save on May 15 against El Paso...the strikeouts were his most as a minor leaguer since moving to the bullpen full time in 2021 and the innings pitched matched his most...was 4-0 with a 3.99 ERA in 22 relief appearances when he was selected by the A's on June 9...made his Major League debut the next day at San Diego (0.2 ip, 1 h 1 bb)...that would be his only appearance before he was optioned back to the Aviators on June 12...pitched in seven games with Las Vegas (7.2 ip, 8 h, 10 r, 9 er, 10 bb, 10 so, 4 wp, 10.57 ERA) before he was recalled by the A's a second time on July 9...tossed a career-high 1.2 scoreless innings that day at Boston, his first of three outings of 1.2 innings...struck out Ceddanne Rafaela in the fifth inning for his first big league strikeout...also had career highs in walks (3) and pitches (44) against the Red Sox...faced Boston again on July 11 and was optioned to Las Vegas July 12...did not report as he was recalled by the A's on July 13 when Luis Medina went on the injured list...spent the remainder of the season with Oakland...yielded a career-high three runs on July 13 at Philadelphia...struck out a career-high five batters in 1.2 innings on July 21 vs. Los Angeles (AL)...earned his first career save Aug. 17 against San Francisco when he pitched a scoreless ninth inning of the A's 2-0 win (1 h, 1 bb, 3 so)...allowed a career-high three hits and matched his career high with three runs on Aug. 24 against Milwaukee and Aug. 28 at Cincinnati...was credited with his first ML win on Aug. 27 at Cincinnati (0.2 ip, 1 so)...had a 4.56 ERA, .247 opponents batting average and .687 opponents OPS over his first 24 games through the end of August...then compiled a 0.87 ERA, .121 opponents average and a .484 OPS in 12 appearances in September...had a career-high 9.1-inning scoreless streak from Sept. 1 to 20...had three wild pitches in 0.1 innings on Sept. 6 against Detroit.

CAREER

2023—Spent most of his first season in the Arizona organization at Double-A Amarillo where he was 4-2 with a save and a 5.45 ERA in 28 relief appearances...also had a three-and-one-half week stint at Triple-A Reno and was 1-0 with an 11.25 ERA in four relief appearances with the Aces...combined to go 5-2 with a 6.08 ERA and .729 opponents OPS in 32 relief appearances overall...struck out 61 batters in 37.0 innings, an average of 14.84 per nine innings...held the opposition to a .229 batting average but issued 28 walks (6.81 per nine innings) and hit four batters for a .372 on-base percentage...his opponents batting average broke down to .222 with a .771 OPS against left-handed hitters compared to .233 with a .703 OPS against right-handers...allowed a .260 opponents batting average and all three of his home runs with the bases empty, .194 with runners on...yielded a .157 average with runners in scoring position...was 1-for-6 (16.7%) in save opportunities...allowed 4-of-10 (40.0%) inherited runners to score...first batters faced were 7-for-28 (.250) with four walks...held opponents to a .133 batting average with two strikes...began the season at Amarillo and was 1-0 with a 3.60 ERA in four relief appearances when he was placed on the injured list April 22 with a strained right forearm...was reinstated on May 13 and had a 4.50 ERA and .865 opponents OPS in seven relief appearances overall when he was promoted to Reno on May 26...tossed a season-high 2.0 scoreless innings May 28 at El Paso...it was his first of seven outings of 2.0 innings...had an 11.25 ERA and .857 opponents OPS in four games at Triple-A before he was sent back to Amarillo on June 19...went 3-1 with a 5.76 ERA and .661 opponents OPS over his final 21 games with the Sod Poodles...did not allow a run in four of his first five appearances (3.18 ERA, .118 opponents batting average)...compiled a 12.86 ERA

in six games in July...struck out a season-high four batters in 2.0 innings and picked up the win on Aug. 10 at Tulsa...was credited with his only save of the season on Aug. 25 at San Antonio (2.0 ip, 3 so)...that began a season-ending stretch where he did not allow a run over his final five appearances (5.0 ip, 3 h, 1 bb, 10 so).

2022—Combined to go 4-2 with a career-high eight saves and a 4.84 ERA in a career-high 45 games between Double-A Binghamton and Triple-A Syracuse...was promoted to Syracuse on June 1 after 14 appearances with Binghamton (0-1, 6 saves, 1.80 ERA)...in 31 games with Syracuse, went 4-1 with two saves and a 6.37 ERA ...ranked as the Mets No. 30 in-season prospect by *Baseball America*...six of his final seven games of the season were scoreless (1.29 ERA)...pitched for Lacey in the Dominican Winter League following the season.

2021—Was converted to a reliever and went 3-1 with one save and a 5.13 ERA in 35 games with High-A Brooklyn...was ranked as the Mets No. 24 prospect by *Baseball America*.

2020—Did not pitch as the minor league season was cancelled due to the pandemic.

2019—Combined to go 4-3 with a 3.14 ERA and a career-high 70 strikeouts in a career-high 63.0 innings over 14 starts between Rookie Kingsport and Short-Season Brooklyn...struck out a career-high eight batters three times: June 18 at Greeneville, July 4 at Elizabethton and July 15 at Greeneville...logged a career-high 7.0 innings July 20 at Bristol.

2018—Pitched for the Mets affiliate in the Gulf Coast League and was 1-6 with a 7.64 ERA in 11 games, including seven starts...yielded just two home runs in 35.1 innings but walked 24 for an average of 6.11 walks per nine innings.

2017—Missed the entire season after undergoing “Tommy John” surgery on his right elbow on Dec. 6, 2016...the surgery was performed by Dr. Altcheck.

2016—Made his professional debut with the Mets1 team in the Dominican Summer League and went 1-1 with a 4.65 ERA in five starts...did not allow a home run in 21.1 innings.

PERSONAL/MISCELLANEOUS

Michel Otañez...was originally signed by Mets scout Marciano Álvarez.

LIFETIME PITCHING RECORD

Year	Club	W	L	ERA	G	GS	CG	SHO	SV	IP	H	R	ER	HR	HB	BB	IBB	SO	WP	BK	
2016	DSL Mets1	1	1	4.64	5	5	0	0	0	21.1	23	11	11	0	2	6	0	21	4	0	
2017		(Injured — Did Not Pitch)																			
2018	GCL Mets	1	6	7.64	11	7	0	0	0	35.1	42	39	30	2	7	24	0	33	4	1	
2019	Kingsport	2	2	3.31	7	7	0	0	0	32.2	26	14	12	1	2	11	0	44	5	0	
	Brooklyn	2	1	2.97	7	7	0	0	0	30.1	26	12	10	2	1	17	0	26	2	0	
2020		(Minor League Season Cancelled — Did Not Pitch)																			
2021	Brooklyn	3	1	5.13	35	0	0	0	1	40.1	30	24	23	3	3	41	0	58	15	1	
2022	Binghamton	0	1	1.80	14	0	0	0	6	15.0	12	4	3	0	1	6	1	20	0	0	
	Syracuse	4	1	6.37	31	0	0	0	2	29.2	28	25	21	4	2	35	1	38	4	1	
2023	Amarillo	4	2	5.45	28	0	0	0	1	33.0	30	21	20	2	4	21	0	55	9	3	
	Reno	1	0	11.25	4	0	0	0	0	4.0	2	5	5	1	0	7	0	6	0	0	
2024	Las Vegas	7	1	5.35	29	0	0	0	1	37.0	30	23	22	2	7	25	0	55	8	0	
	OAKLAND	1	0	3.44	36	0	0	0	1	34.0	27	15	13	2	3	20	0	55	6	0	
Major League Totals		1	0	3.44	36	0	0	0	1	34.0	27	15	13	2	3	20	0	55	6	0	
Minor League Totals		25	16	5.07	171	26	0	0	11	278.2	249	178	157	17	29	193	2	356	51	6	

CAREER TRANSACTIONS

2016 — Signed by the New York Mets organization as a non-drafted free agent, July 2. **2022** — Elected free agency, November 10; signed by the Arizona Diamondbacks to a minor league contract, November 14. **2023** — Elected free agency, November 6; signed by the Oakland Athletics to a minor league contract, December 9.

OTAÑEZ' CAREER BESTS

Low Hit Complete Game: None

Innings Pitched: 1.2 (three times), last: September 13, 2024 at Chicago (AL)

Strikeouts: 5, July 21, 2024 vs. Los Angeles (AL)

Pitches: 44, July 9, 2024 at Boston

Longest Winning Streak: 1, August 27, 2024 to present

Longest Losing Streak: None

Longest Scoreless Streak: 9.1, September 1 to 20, 2024

**LEFT-HANDED PITCHER****Height/Weight:** 6-6 / 238**Bats/Throws:** Right / Left**Birthdate:** February 21, 1995**Opening Day Age:** 30**Birthplace/Resides:** Lancaster, South Carolina / Lancaster, South Carolina**Major League Service:** 27 days**Obtained:** Signed to a minor league contract, January 8, 2025**Contract Status:** First year of a one-year contract through 2025

Updated Stats

NON-ROSTER INVITEE**CAREER HIGHLIGHTS**

Has spent part of one season in the majors, going 0-0 with a 7.04 ERA in 10 relief appearances for Texas in 2018...is 16-14 with 32 saves and a 5.30 ERA in 214 games, including seven starts, in eight seasons in the minor leagues...has 308 strikeouts in 263.1 innings (10.53 strikeouts per nine innings) but has walked 191 (6.53 per nine innings)...pitched in 158 games from 2015-19 but has worked in just 56 contests over the last five years...did not pitch in 2020 due to the pandemic, missed all of 2021 with a sprained left elbow, and was out nearly three months in 2023 with a strained left shoulder...was an All-Star Futures Game selection in 2018 and also pitched in the Arizona Fall League that year.

2024 HIGHLIGHTS

- Began the season pitching for Yucatan in the Mexican League and was 2-1 with a 1.04 ERA in 17 relief appearances when he released on May 30 to sign a minor league deal with the Los Angeles Angels the next day...combined for a 1.80 ERA in 10 games with the ACL Angels and Double-A Rocket City before he was released on July 28.
- Had a .171 opponents batting average in the Angels farm system but walked nine in 10.0 innings while striking out 12.
- Had a .154 (4-for-26) opponents batting average and .473 OPS against right-handed hitters and .222 (2-for-9) with a .906 OPS against left-handers.
- Allowed his only inherited runner to score...first batters faced were 1-for-7 (.143) with three walks (.400 on-base percentage).
- Made nine of his 10 appearances in his home ballpark.
- Was named to the Mexican League Midseason All-Star team.
- **DAY-BY-DAY:** Was assigned to the ACL Angels after signing on May 31...made one appearance on June 4 against the ACL Diamondbacks (1.0 ip, 2 bb, 1 so) before he was assigned to Double-A Rocket City on June 5...did not allow a run in four of his first five games (1 er in 5.0 ip, 1.80 ERA)...then allowed three runs, one earned, over his final four contests before he was released on July 24...pitched for Culiacan in the Mexican Pacific Winter League following the season and was 1-0 with a 2.25 ERA in 32 relief appearances...tied for 10th in the league in games pitched.

CAREER

2023—Was limited to just 17 games as he spent nearly three months of the season on the injured list with a strained left shoulder...combined for a 3-1 record, two saves and a 7.53 ERA with Double-A San Antonio, the Padres affiliate in the Arizona Complex League, and Single-A Lake Elsinore...had a .222 opponents batting average, which included a mark of .143 with a .488 OPS against left-handed hitters and 273 with a .860 OPS against right-handers...opponents hit .412 with runners in scoring position...began the season at San Antonio and had a 15.63 ERA in eight relief appearances when he was placed on the development list May 4...was added to the injured list on May 24 with a strained left shoulder...was assigned to the Padres affiliate in the ACL for a rehab assignment on Aug. 22 and pitched that day at the ACL Rangers (1.0 ip, 1 bb)...was transferred to Single-A Lake Elsinore on Aug. 25...made the 200th appearance of his minor league career on Sept. 6 at Inland Empire (1.1 ip, 1 h, 1 r, 3 so)...was 2-1 with a 0.00 ERA (4.1

ip, 1 r) in four games with the Storm before he was reinstated from the IL and returned to San Antonio on Sept. 9...had a 3.38 ERA over his final four regular season appearances (2.2 ip) and opponents were 0-for-8 with a walk...also made one postseason appearance for the Missions (0.1 ip, 2 h, 1 r, 1 er).

2022—Combined to go 2-1 with two saves and a 4.35 ERA in 29 relief appearances with Double-A Tennessee and Triple-A Iowa...held the opposition to a .218 batting average but walked 25 batters in 41.1 innings (5.44 per nine innings) for a .333 opponents on-base percentage...had a .202 opponents batting average and .672 OPS against right-handed hitters, .263 with a .876 OPS against left-handers...allowed 2-of-5 (40.0%) inherited runners to score...first batters faced were 6-for-22 (.273) with seven walks (.448 on-base percentage)...opponents hit .096 with two strikes...began the season on the injured list with a left elbow UCL injury...was reinstated on May 19 and was assigned to Tennessee...his first outing on May 22 against Chattanooga (1.0 ip, 1 h, 1 bb, 1 so) was his first professional appearance since Aug. 31, 2019...did not pitch in 2020 due to the pandemic and spent the entire 2021 season on the IL with a sprained left elbow...allowed a career-high tying six runs in 0.2 innings June 1 against Birmingham...posted a 1.93 ERA in seven games in August...was 2-1 with a 4.26 ERA in 21 games when he was promoted to Iowa on Aug. 16...had a 4.66 ERA in eight relief appearances at Triple-A.

2021—Spent the entire season on the 60-day minor league injured list with a sprained left elbow.

2020—Did not pitch as the minor league season was cancelled due to the pandemic.

2019—Went 1-4 with an 11.97 ERA in 42 relief outings between Triple-A Nashville and Double-A Frisco...allowed 40 walks in 32.1 innings pitched, striking out 37.

2018—Earned a September call-up to the majors and made his big league debut, Sept. 5 vs. the Angels...allowed six runs over 7.2 innings in 10 relief outings with the Rangers...split the minor league season between Single-A Down East and Double-A Frisco, going a combined 2-0 with a 3.66 ERA in 47 outings...posted a 1.95 ERA in 23 outings with Down East to earn his promotion to the Double-A level...was a Carolina League Midseason All-Star and an All-Star Futures Game selection...had a 22.50 ERA in four appearances for Surprise in the Arizona Fall League.

2017—Ranked third among all Texas minor leaguers and tied for fourth in the South Atlantic League with 13 saves with Single-A Hickory...held opponents to a .204/.288/.339/.628 slash line, including .188/.302/.288/.590 by lefties...was promoted to Single-A Down East for the postseason and tossed 2.0 scoreless innings in his lone outing with the Wood Ducks.

2016—Spent the entire season with Single-A Spokane...posted a 3.24 ERA as a reliever and a 8.44 ERA as a starter.

2015—In his professional debut, averaged 11.8 strikeouts per nine innings over 16 relief outings with the AZL Rangers.

PERSONAL/MISCELLANEOUS

Christian Devont'a Pelham was originally signed by Rangers scout Jay Heafner...graduated from Lancaster (SC) High School...attended Spartanburg Methodist College.

LIFETIME PITCHING RECORD

Year	Club	W	L	ERA	G	GS	CG	SHO	SV	IP	H	R	ER	HR	HB	BB	IBB	SO	WP	BK
2015	AZL Rangers	4	0	5.40	16	0	0	0	0	18.1	15	13	11	1	3	13	0	24	5	0
2016	Spokane	0	6	6.16	16	7	0	0	2	38.0	36	30	26	0	0	43	0	50	12	0
2017	Hickory	4	2	3.18	37	0	0	0	13	62.1	47	28	22	6	2	26	0	75	6	1
2018	Down East	0	0	1.95	23	0	0	0	11	27.2	23	9	6	0	2	13	0	34	7	0
	Frisco	2	0	6.16	24	0	0	0	2	19.0	20	14	13	1	3	13	0	19	7	0
	TEXAS	0	0	7.04	10	0	0	0	0	7.2	12	6	6	0	0	4	1	7	0	0
2019	Frisco	1	3	12.05	29	0	0	0	0	21.2	32	31	29	4	3	29	2	30	13	1
	Nashville	0	1	11.81	13	0	0	0	0	10.2	16	15	14	2	2	11	0	7	0	0
2020	(Minor League Season Cancelled — Did Not Pitch)																			
2021	(Injured — Did Not Pitch)																			
2022	Tennessee	2	1	4.26	21	0	0	0	2	31.2	26	15	15	4	1	16	0	33	2	1
	Iowa	0	0	4.66	8	0	0	0	0	9.2	6	5	5	0	0	9	0	8	1	0
2023	ACL Padres	0	0	0.00	1	0	0	0	0	1.0	0	0	0	0	0	1	0	0	0	0
	Lake Elsinore	2	1	0.00	4	0	0	0	0	4.1	2	1	0	0	0	0	0	5	2	0
	San Antonio	1	0	12.00	12	0	0	0	2	9.0	10	13	12	1	0	8	0	11	0	0
2024	ACL Angels	0	0	0.00	1	0	0	0	0	1.0	0	0	0	0	0	2	0	1	0	0
	Rocket City	0	0	2.00	9	0	0	0	0	9.0	6	4	2	0	0	7	0	11	2	0
Major League Totals		0	0	7.04	10	0	0	0	0	7.2	12	6	6	0	0	4	1	7	0	0
Minor League Totals		16	14	5.30	214	7	0	0	32	263.1	239	178	155	19	16	191	2	308	57	3

CAREER TRANSACTIONS

2014 — Selected by the Milwaukee Brewers in the 25th round of the First-Year Player Draft, did not sign. **2015** — Selected by the Texas Rangers in the 33rd round of the First-Year Player Draft. **2019** — Claimed off waivers by the Chicago Cubs, November 27. **2022** — Elected free agency, November 10. **2023** — Signed by the San Diego Padres to a minor league contract, March 2. Elected free agency, November 6. **2024** — Signed by the Los Angeles Angels to a minor league contract, May 31. Released, July 28. **2025** — Signed by the Athletics to a minor league contract, January 8.

PELHAM'S CAREER BESTS

Low Hit Complete Game: None
Innings Pitched: 1.0 (five times), last: September 25, 2018 at Los Angeles (AL)
Strikeouts: 1 (seven times), last: September 28, 2018 at Seattle
Pitches: 28, September 9, 2018 at Oakland
Longest Winning Streak: None
Longest Losing Streak: None
Longest Scoreless Streak: 2.2, September 11 to 19, 2018



CATCHER

Height/Weight: 6-1 / 202

Bats/Throws: Right / Right

Birthdate: April 18, 1996

Opening Day Age: 28

Birthplace/Resides: San Juan, Venezuela / San Sebastian, Venezuela

Major League Service: 52 days

Obtained: Acquired from Miami for cash considerations, January 30, 2025

Contract Status: First year of a one-year contract through 2025

[Updated Stats](#)

CAREER HIGHLIGHTS

Made his Major League debut with Miami in 2024 and hit .231 with four RBI in 20 games...was originally signed by Chicago (NL) out of Venezuela in 2013 and has played in the Cubs, Red Sox, Giants, Reds and Marlins organizations...is a .260 career hitter with 29 home runs and 279 RBI in 731 games over 11 seasons in the minors...has 491 starts at catcher, 90 at first base and two at third base...played for Caracas in the Venezuelan Winter League from 2020-23 and combined for a .317 batting average, seven home runs and 57 RBI in 130 games...was named VWL Rookie of the Year in 2020...received a Rawlings Minor League Gold Glove Award in 2019...played for Mesa in the Arizona Fall League in 2018.

2024 HIGHLIGHTS

- Made his Major League debut with Miami and batted .231 with no extra base hits and four RBI in 20 games over four stints.
- Did not walk and had one hit by pitch for a .250 on-base percentage.
- Had a .273 (3-for-11) batting average and .545 OPS against left-handed pitchers compared to a .214 (6-for-28) average and .456 OPS against right-handers.
- Went 4-for-12 (.333) with runners in scoring position.
- Started 10 games at catcher and committed one error for a .989 fielding percentage...opponents were 4-for-8 (50.0%) in stolen base attempts with him behind the plate...also appeared in one game at first base and pitched once.
- Was 0-for-2 as a pinch hitter.
- Made all 10 of his starts batting ninth in the order.
- Spent the balance of the season at Triple-A Jacksonville where he hit .297 with four home runs, 14 RBI and an .829 OPS in 49 games...added 28 walks for a .405 on-base percentage, which matched his best as a minor leaguer.
- His batting average included a mark of .300 (36-for-120) with all four of his home runs and an .863 OPS against right-handed pitchers compared to .289 (13-for-45) with a .740 OPS against left-handers.
- Hit .373 with a .931 OPS in 20 home games, .245 with a .760 OPS and three of his four home runs in 29 road games.
- Had a .315 batting average and all four of his home runs with the bases empty...hit .195 with runners in scoring position.
- Batted .270 over innings one through six, .360 from the seventh inning on.
- Started 40 games at catcher and nine at designated hitter...committed three errors for a .992 fielding percentage...opponents were 34-for-50 (68.0%) in stolen base attempts with him behind the plate.
- Made starts in each spot in the order from fourth through eighth...hit .380 with three of his four home runs in 15 starts batting sixth...made 14 starts hitting fifth.
- **DAY-BY-DAY:** Began the season at Jacksonville and was batting .346 in eight games when he was selected by Miami on April 15...made his Major League debut on April 17 against San Francisco and went 0-for-2 in a start at catcher that day...was 0-for-5 in three games when he was optioned back to Triple-A on April 23...went 0-for-2 with three walks on May 25 at Gwinnett...it was just the second three-walk game of his career (July 27, 2018 vs. Lynch-

burg)...was hitting .233 in 12 games during his second stay with Jacksonville when he was recalled for his second stint with the Marlins on June 1...did not have an at bat in two games before he was sent back to the Jumbo Shrimp on June 4...batted .333 in 10 games in June with Jacksonville...then hit .326 in July...his third stint with the Marlins began on Aug. 7 and he went 2-for-4 with a RBI that day in a start against Cincinnati...singled off Hunter Greene in the third inning for his first ML hit...added an RBI single in the fourth for his first RBI...was 3-for-9 (.333) in four games during his third stint when he was optioned to Triple-A on Aug. 16...went 3-for-14 (.214) in four games before he was recalled for a fourth time on Sept. 1...spent the remainder of the season with the Marlins, going 6-for-25 (.240) in 11 games...made his first professional appearance as a pitcher on Sept. 19 against Los Angeles (NL)...entered the game with the bases loaded and two outs in the ninth inning with the Marlins trailing 20-3 and got Andy Pages to line out to third base.

CAREER

2023—Spent the entire season with Triple-A Louisville, appearing in 67 games...slashed .325/.405/.468/.873 with 15 doubles, six home runs, 36 RBI and 32 walks against 51 strikeouts...appeared in 34 games (all starts) at catcher, 17 games (15 starts) at first base, and 16 games (15 starts) at designated hitter...played in 31 games for the Leones de Caracas in the Venezuelan Winter League, slashing .296/.453/.346/.799...had two hitting streaks of 10-or-more games (16 games from April 19- June 8 and 10 games from June 23-July 28)...batted .419 (26-for-62) with six doubles, three home runs, and 17 RBI during the 16-game hitting streak...had a five-hit game during the 10-game winning streak (June 25 at Charlotte), going 5-for-6 with two runs and one RBI.

2022—Was signed by the Giants to a Minor League contract and spent the regular season at Triple-A Sacramento...batted .272 (56-for-206) with 10 doubles, four home runs and 25 RBI...following the season elected free agency...played for Caracas in the Venezuelan Winter League and hit .308 with four doubles, five home runs and 25 RBI in 36 games.

2021—Split time between Double-A Portland (39 games) and Triple-A Worcester (25 games) in the Red Sox Minor League system...slashed a combined .246/.343/.325/.668 with 14 doubles, one triple and 20 RBI...appeared in 48 games (45 starts) at catcher and made six errors for a .969 fielding percentage...played for Caracas in the Venezuelan Winter League and hit .315 with a .457 on-base percentage in 20 games.

2020—Spent the entire season at the Red Sox alternate training site in Pawtucket...was named the Venezuelan Winter League Rookie of the Year after hitting .338 with a home run and 16 RBI in 39 games with Caracas.

2019—Received a Rawlings Minor League Gold Glove Award while spending the entire season with the Cubs Minor League system...threw out more attempted base stealers than any other Double-A or Triple-A catcher (44-of-132, 33%).

2018—Was named a Midseason Carolina League All-Star...following the season, played for Mesa in the Arizona Fall League and hit .276 with two doubles and three RBI in eight games.

2017—Spent the entire season at Single-A South Bend and batted .249 with 13 doubles and 29 RBI in 92 games.

2016—Returned to the AZL Cubs for the second consecutive season and batted .289 with two home runs and 23 RBI in 41 games.

2015—Played in 11 games for the Cubs affiliate in the Arizona Rookie League in his first season in the United States and went 5-for-35 (.143) in 11 games...was placed on the injured list July 22 and had a left hook of the hamate bone excision on July 24...missed the remainder of the season.

2014—Spent his second consecutive season in Venezuela and batted .228 with a home run and 14 RBI in 63 games...tied for 10th in the Venezuelan Summer League in walks (23).

2013—Hit .213 with two home runs and 21 RBI in 59 games with the Cubs affiliate in the Venezuelan League in his professional debut at the age of 17.

PERSONAL/MISCELLANEOUS

Jonhny Fernando Pereda was signed by Cubs scout Héctor Ortega.

LIFETIME PLAYING RECORD

Year	Club	AVG.	G	AB	R	H	2B	3B	HR	RBI	SH	SF	HP	BB	SO	SB	CS	OBP	SLG	E
2013	VZL Cubs	.213	59	188	18	40	9	0	2	21	1	3	1	22	36	0	0	.294	.293	7
2014	VZL Cubs	.228	63	215	24	49	6	1	1	14	1	0	4	23	16	1	4	.314	.279	6
2015	AZL Cubs	.143	11	35	6	5	3	0	0	1	0	1	1	3	6	0	0	.225	.229	1
2016	AZL Cubs	.289	41	128	17	37	7	1	2	23	0	2	3	16	21	0	2	.376	.406	6
2017	South Bend	.249	92	317	33	79	13	0	0	29	1	0	4	37	60	2	3	.335	.290	6
2018	Myrtle Beach	.272	122	441	51	120	12	2	8	57	1	2	1	51	68	4	2	.347	.363	7
2019	Tennessee	.241	98	344	28	83	16	0	2	39	2	2	1	49	55	2	1	.336	.305	4
2020																				
(Minor League Season Cancelled – Did Not Play)																				
2021	Portland	.246	39	126	14	31	12	1	0	9	0	0	0	22	17	0	0	.358	.357	4
	Worcester	.247	25	77	8	19	2	0	0	11	0	2	0	9	10	1	0	.318	.273	3
2022	Sacramento	.272	65	206	23	56	10	0	4	25	1	4	0	35	41	0	1	.371	.379	4
2023	Louisville	.325	67	231	32	75	15	0	6	36	0	1	0	32	51	0	1	.405	.468	2
2024	Jacksonville	.297	49	165	24	49	9	0	4	14	0	0	2	28	40	0	0	.405	.424	3
	MIAMI	.231	20	39	2	9	0	0	0	4	0	0	1	0	10	0	0	.250	.231	1
Major League Totals		.231	20	39	2	9	0	0	0	4	0	0	1	0	10	0	0	.250	.231	1
Minor League Totals		.260	731	2473	278	643	114	5	29	279	7	17	17	327	421	10	14	.348	.345	53

LIFETIME PITCHING RECORD

Year	Club	W	L	ERA	G	GS	CG	SHO	SV	IP	H	R	ER	HR	HB	BB	IBB	SO	WP	BK
2024	MIAMI	0	0	0.00	1	0	0	0	0	0.1	0	0	0	0	0	0	0	0	0	0

CAREER TRANSACTIONS

2013 — Signed by the Chicago Cubs organization as a non-drafted free agent, April 4. **2020** — Traded to the Boston Red Sox as the player to be named later in the January 21 trade in which the Cubs received pitcher Travis Lakins, March 22. **2021** — Elected free agency, November 7; signed by the San Francisco Giants to a minor league contract, December 10. **2022** — Elected free agency, November 10; signed by the Cincinnati Reds to a minor league contract, December 6. **2023** — Elected free agency, November 6. **2024** — Signed by the Miami Marlins to a minor league contract, January 17. **2025** — Traded to the Athletics for cash considerations, January 30.

PEREDA'S CAREER BESTS

Hits: 3, September 10, 2025 at Pittsburgh

Home Runs: None

Runs Batted In: 2 (four times), last: September 28, 2024 at Toronto

Stolen Bases: None

Hitting Streak: 1 (six times), last: September 28, 2024 to present

Hitless Streak (At Bats): 8, September 25 to 28, 2024

Game Ending RBI: None

Grand Slams: None

Pinch-Hit Home Runs: None

Inside-The-Park Home Runs: None

Lead Off Home Runs: None



RIGHT-HANDED PITCHER

Height/Weight: 6-1 / 220

Bats/Throws: Right / Right

Birthdate: December 26, 1999

Opening Day Age: 25

Birthplace/Resides: Kokomo, Indiana / Westfield, Indiana

Major League Service: None

Obtained: Selected in the 5th round of the 2022 First-Year Player Draft

Contract Status: First year of a one-year contract through 2025

[Updated Stats](#)

NON-ROSTER INVITEE

CAREER HIGHLIGHTS

Was selected by the A's in the fifth round of the 2022 First-Year Player Draft out of the University of Indiana...is 8-5 with a 3.54 ERA in 46 games, including 38 starts, in three professional seasons...has yielded just seven home runs in 195.2 innings, an average of 0.32 home runs per nine innings...pitched for Mesa in the Arizona Fall League following the 2023 season.

2024 HIGHLIGHTS

- Was 4-1 with a 2.96 ERA and .537 opponents OPS in 17 games, including 15 starts, with Double-A Midland...also had one rehab start with the Arizona Complex League A's and combined for a 2.88 ERA and .527 OPS in 18 minor league appearances overall.
- Struck out a career-high 103 batters in 78.0 innings, an average of 11.88 strikeouts per nine innings...matched his career high in wins.
- Surrendered just two home runs in 78.0 innings.
- Held opponents to a .188 batting average but walked 35 and hit six batters for a .291 opponents on-base percentage.
- Ranked sixth in the A's farm system in strikeouts and tied for ninth in games started.
- His opponents batting average broke down to .167 (30-for-180) with a .426 OPS against right-handed hitters, .229 (22-for-96) with a .700 OPS against left-handers...yielded both of his home runs and issued 22 of his 35 walks to lefties.
- Opponents hit .239 with runners in scoring position.
- Was 3-1 with a 3.26 ERA in his 15 starting assignments...did not allow an earned run in two relief appearances (7.0 ip, 2 r).
- As a starter at Midland, had a .203 opponents batting average the first time through the order, .189 the second time and .205 the third time.
- Allowed a .085 batting average with two strikes.
- Compiled a 2.84 ERA over the first two innings, a 7.82 ERA in the third inning, and a 1.07 ERA from the fourth inning on.
- Was 3-0 with a 0.53 ERA in six games on exactly five days of rest...had a 1-1 record and a 4.93 ERA in his other 12 appearances.
- His teams were 10-6 (.625) in his starting assignments...allowed three hits or fewer in 13 of his 18 appearances...tossed fewer than five innings in each of his first 11 games...then logged five innings or more in each of his final seven contests.
- **DAY-BY-DAY:** Began the season on the injured list with a strained right latissimus...was sent to the A's affiliate in the Arizona Complex League for a rehab assignment on May 16 and started that day at the Cubs (2.0 ip, 3 so)...was reinstated from the IL and sent to Midland on May 20...took the loss in his first start on May 23 at Frisco when he yielded a season-high four runs in 2.1 innings...made his only two relief appearances in consecutive outings on May 29 against Corpus Christi and June 4 against San Antonio...tossed 4.0 scoreless and hitless innings against the Hooks and then picked up his first win against the Missions...that began a season-ending four-game winning streak...was 1-1 with a 3.86 ERA in three games with the RockHounds when he was placed on the injured list on June 10 with a strained left hamstring...was reinstated on June 26 and went 3-0 with a 2.83 ERA in 14 starts following his return...walked a season-high four batters in his first start following his return on June 26 at

San Antonio and did it again three starts later on July 13 against Arkansas...allowed 14 runs over a four-start stretch from July 13 to Aug. 2 (8.36 ERA)...yielded a season-high four runs in back-to-back starts on July 23 and 28, both against San Antonio...struck out a career-high 10 batters in 4.1 innings on July 28 against San Antonio...matched his career high in innings pitched (7.0) and strikeouts (10) on Aug. 13 at Tulsa...had three more outings of 7.0 innings in 2024 (Aug. 24 vs. Wichita, Sept. 1 at San Antonio, Sept. 7 vs. Amarillo)...allowed a season-high eight hits Aug. 18 at Tulsa...went 0-0 with a 2.89 ERA and .508 opponents OPS in five starts in August...struck out 37 batters, which was sixth most in the Texas League in August...then won all three of his starts in September, logging a 0.45 ERA and .390 opponents OPS...led the TL in wins, strikeouts (23), ERA and innings pitched (20.0) in September...had his third 10-strikeout game of the season and his career on Sept. 13 at Corpus Christi when he tossed 6.0 scoreless innings for the win...also threw a season-high 99 pitches.

CAREER

2023—Split his first full season between High-A Lansing and Double-A Midland and was a combined 4-3 with a 4.10 ERA and .698 opponents OPS in 22 games, including 20 starts...surrendered just five home runs in 107.2 innings, an average of 0.42 per nine innings...ranked third in the A's farm system in ERA, seventh in innings pitched and tied for seventh in strikeouts (93)...allowed a .260 opponents batting average, which broke down to .241 with a .685 OPS against left-handed hitters compared to .283 with a .714 OPS against right-handers...was 3-2 with a 3.52 ERA in 11 starts on the road compared to 1-1 with a 4.67 ERA in 11 games in his home ballparks...yielded just one home run in 54.0 innings at home...held the opponents five hitter in the batting order to a .182 average...his teams were 13-7 (.650) in his starting assignments...tossed at least 5.0 innings in 14 of his 20 starts...walked at least one batter in each of his 22 appearances...pitched for Mesa in the Arizona Fall League following the season and did not allow an earned run in 10 appearances (12.1 ip, 9 h, 2 r, 6 bb, 15 so)...was 0-1 with a save...began the season at Lansing and tossed 5.0 scoreless and hitless innings in his first start on April 9 at Great Lake for his first professional win...walked just one and struck out six in the Lugnuts 4-2 victory...allowed one run in 5.0 innings for the win in his next start on April 16 against West Michigan and then struck out a season-high eight batters in 5.1 scoreless innings on April 25 against Quad Cities...went 2-0 with a 0.59 ERA in three starts in April...tossed a career-high 7.0 scoreless innings in a 3-1 win on June 10 at South Bend...was 3-3 with a 2.52 ERA in 10 games, nine starts, with Lansing when he was promoted to Midland on June 13...was 1-0 with a 5.67 ERA in 12 games, 11 starts, in his Double-A debut...allowed a career-high five runs each of his first two starts with the RockHounds on June 16 against Wichita and June 22 at San Antonio...had a 4.95 ERA in his first four starts at Midland when he was placed on the injured list on July 8 with right rotator cuff impingement syndrome...was reinstated on July 28 and went 1-0 with a 6.09 ERA over his final eight games, including seven starts...walked a career-high five batters in 1.2 innings on Aug. 3 at Frisco...yielded a career-high 10 hits in 5.0 innings on Aug. 30 at Amarillo but surrendered just three runs and picked up his lone Double-A victory in a 7-3 decision.

2022—Pitched in one game for the A's affiliate in the Arizona Complex League and five for Single-A Stockton in his professional debut...combined for a 0-1 record and a 2.70 ERA in six games, including two starts...struck out 14 batters in 10.0 innings and walked just two...allowed a .194 opponents batting average, which broke down to .130 against right-handed hitters compared to .308 against left-handers...made his debut with a start and loss for the ACL A's on Aug. 6 against the Cubs (1.0 ip, 2 h, 1 r, 1 er, 3 so)...was promoted to Stockton on Aug. 10...started in his first contest but his final four appearances came in relief.

PERSONAL/MISCELLANEOUS

Jackson Scott Perkins was originally signed by A's scout Rich Sparks...graduated from Kokomo (Ind.) High School...played two seasons at Louisville before transferring to the University of Indiana...became the 11th pitcher in IU history to reach the 90-strikeout mark (91)...went 3-4 with a 5.10 ERA over 16 appearances (15 starts).

LIFETIME PITCHING RECORD

Year	Club	W	L	ERA	G	GS	CG	SHO	SV	IP	H	R	ER	HR	HB	BB	IBB	SO	WP	BK
2022	ACL Athletics	0	1	9.00	1	1	0	0	0	1.0	2	1	1	0	0	0	0	3	0	0
	Stockton	0	0	2.00	5	1	0	0	0	9.0	5	3	2	0	0	2	0	11	2	0
2023	Lansing	3	3	2.52	10	9	0	0	0	53.2	34	15	15	3	3	18	0	49	5	0
	Midland	1	0	5.67	12	11	0	0	0	54.0	70	39	34	2	4	29	0	44	2	0
2024	Midland	4	1	2.96	17	15	0	0	0	76.0	52	28	25	2	6	35	0	100	6	1
	ACL A's	0	0	0.00	1	1	0	0	0	2.0	0	0	0	0	0	0	0	3	0	0
Minor League Totals		8	5	3.54	46	38	0	0	0	195.2	163	86	77	7	13	84	0	210	15	1

CAREER TRANSACTIONS

2018 — Selected by the Atlanta Braves organization in the 39th round of the First-Year Player Draft, did not sign. **2022** — Selected by the Oakland Athletics organization in the 5th round of the First-Year Player Draft.

A'S STARTS IN THE BATTING ORDER, 2024

PLAYER	1	2	3	4	5	6	7	8	9
Allen	-	-	-	-	-	-	1	8	21
Alvarez	-	-	-	-	1	-	7	2	-
Andujar	-	44	11	19	-	-	-	-	-
Bleday	13	38	77	5	1	7	2	2	-
Brown	-	-	2	18	33	23	16	2	-
Butler	62	-	-	1	1	7	15	15	4
Cameron	7	-	-	3	7	14	7	7	-
Davis	-	1	4	5	8	9	4	2	-
Díaz	-	-	-	-	-	-	-	4	5
Gelof	1	17	4	-	15	40	27	28	4
Gray	-	-	-	-	1	-	4	1	-
Harris	-	-	-	-	-	-	-	19	12
Hernaiz	-	-	-	-	-	2	6	20	11
Langeliers	-	-	9	49	39	19	7	3	-
McCann	-	-	-	-	5	6	16	8	6
Nevin	-	18	-	4	15	9	12	10	-
Noda	7	1	-	-	1	2	6	3	5
Rooker	-	42	52	47	1	2	-	-	-
Ruiz	13	-	-	-	-	-	-	1	2
Schuemann	7	-	-	-	-	2	13	19	78
Soderstrom	-	1	1	10	24	4	8	4	1
Toro	50	-	2	1	10	12	7	-	-
Wilson	2	-	-	-	-	4	4	4	13

**LEFT-HANDED PITCHER****Height/Weight:** 6-2 / 170**Bats/Throws:** Left / Left**Birthdate:** April 29, 1998**Opening Day Age:** 26**Birthplace/Resides:** Imbert, Dominican Republic / Imbert, Dominican Republic**Major League Service:** None**Obtained:** Signed to a minor league contract, December 4, 2023**Contract Status:** First year of a one-year contract through 2025[Updated Stats](#)**NON-ROSTER INVITEE****CAREER HIGHLIGHTS**

Is 51-62 with four saves and a 4.22 ERA in 193 games, including 157 starts, in nine minor league seasons in the Pirates (2015-20), Cardinals (2020-22), Braves (2023) and A's (2024) farm systems...has just 714 strikeouts in 899.0 innings (7.15 strikeouts per nine innings) but has walked just 240 (2.40 per nine innings)...was originally signed by the Pirates as a non-drafted free agent on July 2, 2014 and was dealt to the Cardinals for international bonus cash during the pandemic season of 2020.

2024 HIGHLIGHTS

- Pitched for Double-A Midland in his first season in the A's organization and went 7-2 with a 2.98 ERA in 21 games, including 13 starts...also had one rehab start with the Arizona Complex League A's and was a combined 7-2 with one save, a 2.91 ERA and .587 opponents OPS in 22 games, including 14 starts, overall.
- Struck out 91 batters in 86.2 innings, an average of 9.45 per nine innings...walked just 24 (2.49 per nine innings) for a strikeout-to-walk ratio of 3.79.
- His ERA was the lowest of his career and was his opponents batting average (.206), on-base percentage (.265), slugging percentage (.322) and OPS (.587).
- Tied for fifth in the A's farm system in wins.
- His opponents batting average broke down to .167 (12-for-72) with a .439 OPS against left-handed hitters compared to .218 (52-for-239) with a .630 OPS against right-handers....sur-rendered six of his seven home runs and issued 22 of his 24 walks to righties.
- Allowed a .191 batting average with runners in scoring position.
- Was 3-1 with a 2.18 ERA in 10 road games...combined to go 4-1 with a 3.57 ERA in 12 outings in his home ballparks.
- Compiled a 4-2 record and a 3.46 ERA in his 14 starts...was 3-0 with a 1.25 ERA in eight relief appearances.
- As a starter, had a .189 opponents batting average the first time through the order, .278 the second time and .107 after that
- Stranded his only two inherited runners in his eight relief appearances and first batters faced were 1-for-7 (.143) with a hit by pitch...tossed at least three innings in five of his eight relief appearances.
- Was 2-0 with a 0.90 ERA and .362 opponents OPS in seven appearances on four days rest... went 5-2 with a 3.38 ERA in his other 15 outings.
- Held the opponents seven hitter in the batting order to a .069 average...the leadoff hitter batted .150.
- His teams were 10-4 (.714) in his starting assignments...tossed five innings or fewer in nine of his 14 starts...walked two batters or fewer in each of his starts and had four starts with no walks.
- **DAY-BY-DAY:** Began the season on the minor league injured list with a stress reaction in his left elbow...was assigned to the A's affiliate in the Arizona Complex League for a rehab assignment on May 17 and started that day against the Reds (2.0 ip, 4 so)...was reinstated from the IL and sent to Midland on May 20...pitched in relief in his first outing on May 23 at Frisco and walked three batters in 3.0 scoreless innings...it was his only outing with more than two

walks...went 0-2 with a 6.91 ERA over his next four outings from May 29 to June 16, all starts... including June 16 at Wichita when he struck out a season-high eight batters in 4.1 innings but took the loss in a 6-0 decision...was 0-2 with a 5.71 ERA and .859 opponents OPS over his first five games with the RockHounds through June 16...then went 7-0 with a 2.27 ERA and .529 OPS over his final 16 games...won four consecutive starts from July 3 to 26...tossed a season-high 7.0 innings in a 4-1 win at Amarillo on July 3...had season highs in runs (5), hits (7) and pitches (99) in an 11-5 win over Arkansas on July 10...matched his season-high with seven hits on July 26 against San Antonio...did not allow a run over a four-game stretch from July 31 to Aug. 18 (14.0 ip, 8 h, 4 bb, 17 so)...was 4-0 with a 2.64 ERA in five starts in July...walked just four batters in 30.2 innings...led the Texas League in wins and innings pitched in July and tied for the lead in strikeouts (29)...then went 3-0 with a 1.62 ERA in six relief appearances in August...tied for fifth in the TL in wins in August...logged 3.0 scoreless innings of relief on Aug. 18 at Tulsa for the 50th win of his minor league career...had no decisions and a 3.60 ERA in two starts and one relief appearance during the regular season in September...pitched once in the postseason on Sept. 20 at Frisco (3.0 ip, 3 h, 1 r, 1 er, 1 bb, 3 so).

CAREER

2023—Spent most of the season at Double-A Mississippi where he was 9-7 with a 3.39 ERA in 23 games, including 22 starts...also made three appearances, including two starts, in his Triple-A debut with Gwinnett where he went 0-2 with a 10.24 ERA in three games, two starts... was a combined 9-9 with a 3.91 ERA and .673 opponents OPS in 26 games, including 24 starts, overall...struck out a career-high 131 batters in 129.0 innings (9.14 strikeouts per nine innings)...walked 38 (2.65 per nine innings) for a strikeout-to-walk ratio of 3.45...allowed 10 home runs (0.70 per nine innings)...matched his career highs in wins, hit batters (7) and wild pitches (12)...ranked fourth in the Southern League in ERA (3.39), tied for fourth in wins (9) and eighth in innings pitched (119.1)...led the Braves farm system in innings pitched, ranked second in strikeouts, tied for second in wins, third in games started and fourth in ERA...allowed a .255 opponents batting average, which broke down to .247 with a .572 OPS against left-handed hitters compared to .258 with a .725 OPS against right-handers...surrendered all 10 of his home runs to right-handed hitters...combined to go 4-7 with a 4.86 ERA and .735 opponents OPS in 15 games in his home ballparks...was 5-2 with a 2.62 ERA and .587 OPS in 11 games on the road...posted a 3.17 ERA over innings 1-4, a 5.86 ERA from the fifth inning on...had a .229 opponents batting average the first time through the order, .254 the second time and .300 with five of his 10 home runs after that...held the opponents number one hitter in the order to a .172 batting average and .254 on-base percentage...however, the three hitter batted .383...yielded a .152 average and five of his 10 home runs with two strikes...tossed at least 6.0 innings in 10 of his 24 starts, but his longest outing of the season was 7.0 innings in relief...walked one batter or fewer in 14 of his 26 appearances...pitched for Estrellas in the Dominican Winter League following the season and went 1-1 with a 6.97 ERA in five games, including four starts...began the season at Gwinnett and was the losing pitcher in his Triple-A debut, a 3-0 loss at Norfolk on April 6 (4.0 ip, 7 h, 1 r, 1 er, 7 so)...recorded his 500th career strikeout as a minor leaguer on April 12 against Memphis...was 0-2 with a 9.39 ERA in two starts with Gwinnett when he was sent to Mississippi on April 13...took the loss in his first start at Double-A but then went 3-0 with a 0.75 ERA over his next four games, three starts...the one relief appearance during the streak came on May 5 at Pensacola and he tossed a season-high 7.0 scoreless innings for the win (3 h, 1 bb, 7 so)...that effort earned him Southern League Pitcher of the Week honors for the week ending on May 7...struck out a career-high tying 11 batters in 6.0 innings in the second game of a May 13 doubleheader against Chattanooga...had three wild pitches and three balks in 4.2 innings on May 19 at Montgomery...was 2-2 with a 2.20 ERA, .196 opponents batting average and .454 OPS in five games, four starts, in May...did not allow a home run in 28.2 innings and struck out 39...ranked sixth in the minors in strikeouts in May...logged a season-high 96 pitches in 5.0 innings of work in a 5-2 loss to Montgomery on July 8...went 4-0 with a 2.58 ERA and .216 opponents batting average over his final eight games beginning July 30...was 1-0 with a 1.50 ERA in three starts in August...was transferred back to Gwinnett on Sept. 24 and pitched in relief that day against Durham in his final outing of the season (2.0 ip, 3 h, 3 r, 3 er, 3 bb, 1 so).

2022—Pitched the entire season for Double-A Springfield for the second consecutive year and was 5-5 with a save and a 6.14 ERA in 30 games, including 10 starts...it is the only time in his

career he had more relief appearances (20) than starts...the games pitched were a career high as was his ERA, runs (77), walks (42) and balks (7)...had a .289 opponents batting average, which broke down to .252 with a .678 OPS against left-handed hitters compared to .306 with an .862 OPS against right-handers...surrendered 11 of his 12 home runs to righties...was 2-2 with a 4.38 ERA and .721 opponents OPS in his 10 starts, 3-3 with a 7.67 ERA and .868 OPS in 20 relief appearances...allowed 9-of-18 (50.0%) inherited runners to score...first batters faced were 4-for-15 (.267) with three walks and two sacrifice flies...was 3-1 with a 3.92 ERA and .636 OPS in 14 games on the road, 2-4 with an 8.54 ERA and .956 OPS in 16 games at home...tossed at least two innings in 27 of his 30 appearances...went 1-2 with a 4.08 ERA over his first nine games, all starts...20 of his final 21 appearances came out of the bullpen...tossed 8.0 scoreless innings and allowed just one hit in a 4-0 win at Arkansas in his second start on April 16...earned his third career save with 4.0 scoreless innings of relief on July 8 at Arkansas (1 h, 3 so).

2021—Spent the entire season at Double-A Springfield where he was 3-10 with a complete game, a save and a 6.09 ERA in 23 appearances, including 21 starts...surrendered a career-high tying 18 home runs...walked just 24 batters in 91.2 innings, an average of 2.36 per nine innings...tied for fourth in the Texas League in games started...tied for third in the Cardinals farm system in starts and ranked 10th in innings pitched...allowed a .303 opponents batting average, which included .286 with a .823 OPS against right-handed hitters compared to .339 with a .945 OPS against left-handers...13 of his 18 home runs were solo shots...was 1-4 with a 4.70 ERA in 10 starts at home, 2-6 with a 7.09 ERA in 13 games on the road...yielded 13 of his 18 home runs on the road...had his first career 10-strikeout game on May 15 at Arkansas City when he fanned 10 batters in 5.2 innings...earned the second save of his career in his first relief appearance on July 18 at Frisco when he tossed 2.0 scoreless and hitless innings (0 bb, 2 so)...had a complete game loss in the first inning of an Aug. 27 doubleheader at Northwest Arkansas (6.0 ip, 10 h, 8 r, 7 er, 1 bb, 4 so).

2020—Did not pitch as the minor league season was cancelled due to the pandemic...was traded to the St. Louis Cardinals organization for international bonus cash on Sept. 20.

2019—Ranked first in the Eastern League in complete games (3) and tied for first in shutouts (2)...the three complete games were the second-most in a single-season in Curve history and tied for second in all of minor league baseball for the season...ranked third among Pirates farmhands in strikeouts (124)...had a nine-inning five-hit shutout on Aug. 26 against Akron (1 bb, 5 so)...the 9.0 innings are a career high...was named the Eastern League Pitcher of the Week for the week of Aug. 26 to Sept. 2...was named to the Pirates organizational All-Star team by MiLB.com.

2018—Ranked seventh in the South Atlantic League in ERA (2.97) and fifth among starting pitchers in fewest walks per nine innings (2.03)...ranked fourth among all Pirates minor leaguers in ERA (3.33).

2017—Ranked eighth in the Appalachian League in ERA (4.83), first in starts (14) and innings pitched (69.0)...was second in fewest walks per nine innings (2.09) and fewest baserunners per nine innings (11.87) among starters and fourth among starting pitchers in batting average against (.265).

2016—Pitched for the Pirates Gulf Coast League squad in his first season in the United States and was 1-2 with a 4.25 in nine games, including five starts...walked just four batters in 36.0 innings (1.00 per nine innings).

2015—Made his professional debut with the Pirates Dominican Summer League team and was 4-6 with a 3.95 ERA in 15 starts.

PERSONAL/MISCELLANEOUS

Domingo Adrian Robles (Domingo)...was originally signed by Pirates scouts Rene Gayo, Juan Mercado & Victor Santana.

LIFETIME PITCHING RECORD

Year	Club	W	L	ERA	G	GS	CG	SHO	SV	IP	H	R	ER	HR	HB	BB	IBB	SO	WP	BK
2015	DSL Pirates	4	6	3.95	15	15	0	0	0	68.1	74	43	30	4	4	20	0	44	12	2
2016	GCL Pirates	1	2	4.25	9	5	0	0	1	36.0	40	19	17	3	4	4	0	18	1	0
2017	Bristol	4	8	4.83	14	14	0	0	0	69.0	75	49	37	5	0	16	0	51	5	3
2018	West Virginia	9	6	2.97	21	21	0	0	0	115.0	118	60	38	8	4	26	0	88	4	2
	Bradenton	0	3	4.76	5	5	0	0	0	28.1	32	15	15	1	0	10	0	19	0	0
2019	Bradenton	5	5	2.61	10	10	0	0	0	62.0	47	22	18	5	4	15	0	47	3	1
	Altoona	4	6	4.02	18	18	3	2	0	103.0	113	51	46	13	3	21	0	77	3	2
2020		(Minor League Season Cancelled — Did Not Pitch)																		
2021	Springfield	3	10	6.09	23	21	1	0	1	91.2	115	74	62	18	3	24	0	78	4	3
2022	Springfield	5	5	6.14	30	10	0	0	1	110.0	127	77	75	12	6	42	0	70	4	7
2023	Mississippi	9	7	3.39	23	22	0	0	0	119.1	109	53	45	9	5	32	0	119	10	6
	Gwinnett	0	2	10.24	3	2	0	0	0	9.2	17	11	11	1	2	6	0	12	2	0
2024	ACL A's	0	0	0.00	1	1	0	0	0	2.0	0	0	0	0	0	0	0	4	0	0
	Midland	7	2	2.98	21	13	0	0	1	84.2	64	29	28	7	2	24	0	87	6	2
Minor League Totals		51	62	4.22	193	157	4	2	4	899.0	931	503	422	86	37	240	0	714	54	28

CAREER TRANSACTIONS

2014 — Signed by the Pittsburgh Pirates organization as a non-drafted free agent, July 2. **2020** — Traded to St. Louis Cardinals for international bonus cash, September 20. **2022** — Elected free agency, November 10. **2023** — Signed by the Atlanta Braves to a minor league contract, January 9. Elected free agency, November 6; signed by the Oakland Athletics to a minor league contract, December 4.

A'S CONTRACT STATUS

Through 2025 (38): INF CJ Alexander, OF Miguel Andujar, RHP Elvis Alvarado, LHP Brady Basso, RHP Osvaldo Bido, OF JJ Bleday, OF Seth Brown, OF Lawrence Butler, OF Denzel Clarke, RHP Ryan Cusick, RHP Joey Estes, RHP Tyler Ferguson, INF Zack Gelof, RHP J.T. Ginn, INF Brett Harris, LHP Hogan Harris, INF Darell Hemaiz, RHP Gunnar Hoglund, RHP Grant Holman, RHP Michael Kelly, C Shea Langeliers, RHP José LeClerc, LHP Jacob Lopez, LHP T.J. McFarland, RHP Luis Medina, RHP Mason Miller, RHP Noah Murdock, RHP Michel Otañez, C Jhonny Pereda, OF Esteury Ruiz, INF Max Schuemann, LHP JP Sears, INF Tyler Soderstrom, RHP Mitch Spence, RHP Justin Sterner, INF Gio Urshela, LHP Ken Waldichuk, IND Jacob Wilson

Through 2026 (2): RHP Luis Severino (includes player option for 2027), LHP Jeffrey Springs (includes club option for 2027)

Through 2029 (1): OF/DH Brent Rooker (includes club option for 2030)



OUTFIELDER

Height/Weight: 6-4 / 220

Bats/Throws: Right / Right

Birthdate: November 1, 1994

Opening Day Age: 30

Birthplace/Resides: Germantown, Tennessee / Germantown, Tennessee

Major League Service: 3 years, 59 days

Obtained: Claimed off waivers from Kansas City, November 17, 2022

Contract Status: First year of a five-year contract through 2029 with a club option for 2030.

[@Brent_Rooker25](#)

[brent_rooker25](#)

[Updated Stats](#)

CAREER HIGHLIGHTS

Is batting .272 with 69 home runs and 181 RBI in 282 games in two seasons with the A's after hitting .200 with 10 home runs and 23 RBI in 81 games in three seasons with Minnesota (2020-21), San Diego (2022) and Kansas City (2022)...is a .258 career hitter with 79 home an 204 RBI in 363 games overall...won the American League Silver Slugger Award at designated hitter in 2024...was named to his first AL All-Star team in 2023...has a .269 average with 102 home runs and 314 RBI in 402 games in five seasons in the minors...was drafted by Minnesota in the 38th round in 2016, did not sign, and ended up as the Twins Compensation Round A selection following the first round of the 2017 draft...was traded to the Padres two days before the start of the 2022 season, was dealt to Kansas City on Aug. 2 and claimed off waivers by the A's on Nov. 17.

2024 HIGHLIGHTS

- Batted .293 with 39 home runs, 112 RBI, 11 stolen bases and a .927 OPS in 145 games in his second season with the A's.
- Tied for fourth in the majors in RBI, tied for fifth in home runs, ranked sixth in slugging (.562), eighth in OPS (.927), 11th in batting (.293), tied for 12th in total bases (307), 17th in on-base percentage (.365) and tied for 17th in extra base hits (67)...also struck out 177 times, which tied for eighth most.
- Earned his first American League Silver Slugger Award as the designated hitter...became the first Athletic to win the award since Eric Chavez in 2002 and the first Athletic DH to earn the honor.
- His slugging percentage was ninth highest in Oakland history and was the best since Jason Giambi slugged .660 in 2001...had the sixth most strikeouts.
- Hit 30 home runs in 2023 and is the 10th player in Oakland history with two or more 30-homer seasons...is the second Athletic over the last 21 years with back-to-back 30-homer seasons (Khris Davis, three straight from 2016-2018)...his 69 home runs over the last two seasons are ninth most in the majors.
- Was one of four players in the majors with a minimum of a .290 batting average, 30 home runs, 100 RBI and 10 stolen bases (Judge, Ohtani, Witt Jr.)...is the fifth in Athletics history (Jimmie Foxx, 1934; Bob Johnson, 1934; Reggie Jackson, 1973; Jose Canseco, 1988).
- Ranked third in the American League in RBI, tied for fourth in home runs and seventh in batting...became the fifth player (sixth time) in Oakland history to rank in the AL Top 10 in all three Triple Crown categories (Jackson, 1973; Canseco, 1988; Giambi, 2000-01; Miguel Tejada, 2002)...became the first Athletic to finish in the AL Top 10 in batting since 2004 when Erubiel Durazo (5th, .321) and Mark Kotsay (8th, .314) both did it.

ATHLETICS DESIGNATED HITTER BESTS

HOME RUNS, CAREER

1. Dave Kingman	98
2. Khris Davis	95
3. Jack Cust	60
4. Brent Rooker	52
5. Geronimo Berroa	46

HOME RUNS, SEASON

1. Khris Davis (2018)	48
2. Frank Thomas (2006)	39
3. John Jaha (1999)	35
Dave Kingman (1986)	35
Dave Kingman (1984)	35
6. Brent Rooker (2024)	34

RUNS BATTED IN, SEASON

1. Khris Davis (2018)	118
2. Frank Thomas (2006)	114
3. Dave Kingman (1984)	112
4. John Jaha (1999)	105
5. Brent Rooker (2024)	99

**only includes home runs and RBI in games as a designated hitter*

- Led the A's in batting, on-base percentage, slugging, OPS, runs (82), hits (160), home runs, RBI, total bases and intentional walks (4), and tied for the lead in extra base hits.
- Became the fifth player in Oakland history to lead the team in batting in consecutive seasons (Mitchell Page, 1977-78; Rickey Henderson, 1980-83; Giambi, 1997-2001; Josh Donaldson, 2013-14).
- Had career highs in every category except hit by pitches.
- Was batting .256 with 13 home runs, 44 RBI and an .829 OPS over his first 65 games through June 23...then hit .321 with 26 home runs, 68 RBI and a 1.003 OPS over his final 80 games beginning June 24.
- Batted .294 (125-for-425) with a .921 OPS against right-handed pitchers, .289 (35-for-121) with a .949 OPS against left-handers.
- Hit .301 with 24 of his 39 home runs on the road...ranked third in the majors in road RBI (66), fourth in home runs and slugging (.605), and fifth in OPS (.969)...had the seventh most road RBI in Oakland history and tied for seventh in home runs.
- Had a .342 batting average, 22 home runs, 65 RBI and a 1.114 OPS in 60 day games...batted .259 with 17 home runs, 47 RBI and a .796 OPS in 85 night games...led the majors in home runs and RBI during the day, ranked second in slugging (.702) and third in batting and OPS...the day RBI were the most in the majors since Miguel Cabrera had 66 in 2010...had the second most day RBI in Oakland history (Jackson, 77 in 1969) and tied for the third most home runs...had the most day home runs by an Athletic since McGwire also had 22 in 1996.
- Batted .338 with runners in scoring position, which ranked seventh in the majors...finished last in the majors with a .167 average with RISP in 2023...hit .259 with the bases empty, .335 with 24 of his 39 home runs with runners on...the home runs with runners on base were second most in the majors (Judge, NYY 30) and tied for fourth most in Oakland history...they were the most since Giambi had 25 in 2000.
- Hit .288 with 34 home runs, 99 RBI and a .911 OPS as the designated hitter...ranked fourth in the majors in home runs, RBI, slugging (.546) and OPS by a DH, fifth in batting and sixth in on-base percentage (.365)...the RBI were fifth most by a DH in Athletics history and the home runs ranked sixth...now has 52 career home runs as a DH with the A's, which is fourth most in franchise history...has the ninth most games played (201).
- Batted .314 with 14 home runs, 33 RBI and a 1.070 OPS in 36 interleague games...ranked fourth in the majors in interleague home runs.
- Had a .339 batting average, 15 home runs, 41 RBI and a 1.040 OPS in 48 games against AL West competition...that included a .429 average, six home runs and 15 RBI in 13 games against the Angels...has 12 career home runs against Los Angeles (AL), which is five more than any other team (Tigers, 7).
- Hit .433 with nine home runs and 24 RBI in the sixth inning...led the majors in home runs and RBI in the sixth inning...set the Oakland record for RBI in the sixth inning and tied the mark for home runs...has hit 19 of his 79 career home runs in the sixth inning.
- Was 40-for-83 (.482) with 10 home runs, 35 RBI and a 1.464 OPS when putting the first pitch in play...the RBI were the most in the majors and the home runs tied for third.
- Grounded into just five double plays and his average of 122.8 plate appearances per grounded into double play was 12th best in the majors.
- Started a team-leading 131 games at designated hitter...also made nine starts in left field in four in right field, all of which came in April and May...did not commit an error in 16 chances.
- Made 52 starts batting third, 47 hitting clean-up and 42 batting second...also had two starts hitting sixth and one in the five spot.
- **DAY-BY-DAY:** Was on the A's Opening Day roster and went 0-for-11 with nine strikeouts over his first three games...that included March 30 vs. Cleveland when he fanned a career-high tying four times...it was his first of three four-strikeout games (June 10 at San Diego, June 23 vs. Minnesota) and he now has seven in his career...was 6-for-30 (.200) with two home runs, five RBI and 16 strikeouts in eight games when he was placed on the 10-day injured list April 11 retroactive to April 8 with a costochondral cartilage injury...did not have a rehab assignment before he was reinstated on April 19...was named AL Player of the Week for the week of April 29-May 5 after going 7-for-16 (.438) with six runs, a double, three home runs, seven RBI, four walks and a 1.613 OPS...it is the second time he won the award (week ending April 30, 2023)...went 3-for-4 with two home runs and five RBI on May 4 against Miami...both of the home runs and all five of the RBI came in the third inning...joins Mark McGwire (Sept.

22, 1996 at Seattle, 5th inning) as the only players in Athletics history with two home runs in an inning...became the first Athletic with five RBI in an inning since McGwire at Seattle... the home runs and RBI matched his career high...it was his first of four two-homer games in 2024 (July 14 at Philadelphia, Aug. 30 at Texas and Sept. 5 vs. Seattle) and he now has six in his career...it was his first of two five-RBI games (July 14 at Philadelphia) and he now has three in his career...was batting .293 with 10 home runs, 27 RBI and a 1.012 OPS over his first 30 games through May 12...then hit .216 with three home runs, 14 RBI and a .680 OPS over his next 29 contests from May 13 to June 16...started in left field on May 30 at Tampa Bay... it would be his last start on defense as he made each of his final 100 starts at designated hitter...batted .330 with six home runs, 22 RBI and a .997 OPS in 26 games in May...ranked fourth in the majors in OPS, fifth in batting, sixth in slugging (.590), tied for sixth in RBI, tied for seventh in on-base percentage (.407), tied for ninth in extra base hits (14) and tied for 10th in hits (33)...then hit .226 with four home runs and 12 RBI in 25 games in June...had a career-high 12-game homerless streak from June 10-24...hit seven home runs and drove in 16 runs over a 10-game stretch from July 13-26...batted .391 with 11 home runs, 30 RBI and a 1.288 OPS in 24 games in July...led the majors in RBI in July, tied for the lead in home runs (Doyle, COL), ranked second in slugging (.828), OPS and runs (24), tied for second in hits (34), third in batting and on-base percentage (.461) and tied for sixth in extra base hits (16)...his 30 RBI were second most in Oakland history in July (Canseco, 35 in 1991) and were the most in any month since Frank Thomas had 31 in Sept. 2006...it was the 10th 30-RBI month in Oakland history...his 11 home runs tied for third most in Oakland history in July and were the most in any month since Matt Olson had 13 in Sept. 2017...it was the 14th time in Oakland history a player hit at least 11 home runs in a month...tied for sixth in Oakland history in runs scored in July...based on a minimum of 75 plate appearance, he had the second best July batting average and OPS in Oakland history, the third best slugging percentage and fifth best on-base percentage...his slugging percentage and OPS were both the eighth best mark for any month in Oakland history...the OPS was the best for any month since Jason Giambi had a mark of 1.382 in Sept. 2000...Lawrence Butler had 10 home runs in July making them the third duo in Athletics history to hit 10 home runs in the same month...the other two are Mark McGwire (13) and Terry Steinbach (10) in July 1996 and Bob Johnson (15) and Jimmie Foxx (10) in June 1934...reached base safely in a career-high 28 consecutive games from Aug. 20 to Sept. 18...batted .357 with a .421 on-base percentage during the streak, which was the longest by an Athletic since Ramón Laureano also had a 28-game streak from May 8-June 9, 2019...had a career-high 11-game hitting streak from Aug. 28 to Sept. 7...went 20-for-46 (.435) with five home runs and 11 RBI during the streak...was 0-for-3 on Sept. 8 and then hit safely in nine straight games from Sept. 10 to 18 (14-for-38, .368)...had his second career four-hit game Sept. 1 at Texas (also Aug. 13, 2021 vs. Tampa Bay)...had a career-best streak of six consecutive games with a RBI from Sept. 11 to 16 (10 RBI total)...was hitting .304 at the conclusion of play on Sept. 18...then went 5-for-36 (.139) over his final nine games to finish the year at .293...had a .308 batting average in 26 games in September.

CAREER

2023—Had his breakthrough season in his fourth year in the majors, batting .246 with 30 home runs, 69 RBI and an .817 OPS in 137 games...had a .200 average, 10 home runs and 23 RBI in 81 games over his first three seasons...was named to the American League All-Star team...became the 24th player (48th time) in Oakland history to hit 30 or more home runs in a season...his 30 home runs are eighth most in Oakland history by a player with fewer than 140 games played...led the A's in home runs, RBI, extra base hits (51), games, at bats (463) and strikeouts (172) and tied for the lead in hits (114)...the hits are the fewest by a team-leader in Athletics history and his 137 games played were the fewest by a team-leader in a 162-game season...his 69 RBI were the fewest since Rick Monday led the A's with 58 in their final season in Kansas City in 1967...also led the A's with 526 plate appearances and was the only Athletic with enough plate appearances to qualify for the batting title...that marks the first time in Athletics history the A's had fewer than three such players...his 172 strikeouts tied for 10th most in the majors...batted .279 with an .874 OPS against left-handed pitchers compared to .230 with a .789 OPS against right-handers...hit 13 home runs in 57 day games, 17 in 80 night games...tied for 10th in the majors in home runs during the day...slugged 18 home runs as the designated hitter, which tied for sixth most in the majors among designated hitters...had a .246 batting average before the All-Star Break, .246

after the break...batted .167 with runners in scoring position, which was the lowest mark in the majors...it was fifth lowest in Oakland history (min. 100 PA with RISP) and the lowest since Jack Hannahan hit .155 in 2008...hit .284 with 10 home runs, 19 RBI and a .893 OPS in 40 interleague games...batted .185 against American League West competition...hit seven home runs in the sixth inning, which tied for second most in the majors...started a team-leading 71 games at designated hitter...also made 27 starts in left field and 25 in right field...committed three errors as a right fielder and one as a left fielder and had a .967 fielding percentage in 58 games in the outfield overall...had three assists...was 3-for-12 (.250) with two walks and a RBI as a pinch hitter...started games at every spot in the order from second through seventh, including a team-leading 60 starts hitting third...was on the Opening Day roster for the first time in his four seasons in the majors...hit safely in a season-high five consecutive contests from April 8-14, going 9-for-19 (.474) with four home runs and 11 RBI...it was his first of three five-game hitting streaks (May 8-12, July 26-Aug. 1)...homered in three consecutive games (four home runs total) for the first time in his career, April 12-14...had his first career two-homer game and added a career-high five RBI April 13 at Baltimore...had his second two-homer game April 24 at Los Angeles (AL)...the home runs came in the first and third innings and preceded home runs by Jesús Aguilar...it marked the first time in Athletics history the same two players hit back-to-back home runs twice in the same game...reached base safely five times on April 28 against Cincinnati when he went 3-for-3 with a walk and hit by pitch...posted the same numbers again on July 9 at Boston...was named American League Player of the Week for the week of April 24-30...went 10-for-24 (.417) with eight runs scored, a double, five home runs and 11 RBI in seven games...added six walks and two hit by pitches for a .545 on-base percentage, slugged 1.083 and had a 1.629 OPS...hit .358 with nine home runs, 22 RBI and a 1.262 OPS in 21 games in April...led the majors in slugging (.791) and OPS (1.262) in April, ranked second in on-base percentage (.471), third in batting, tied for fourth in home runs and tied for eighth in RBI...the home runs tied for seventh most in Oakland history in April...then hit combined to hit .195 with four home runs and 17 RBI in 49 games in May and June...matched his career-high with four strikeouts May 2 against Seattle...stole the first base of his career May 7 at Kansas City and was a perfect 4-for-4 in stolen base attempts...had his first career game-ending RBI May 12 against Texas, a three-run home run in the bottom of the 10th inning off Brock Burke in the A's 9-7 win...that gave him a .319 batting average, 11 home runs, 29 RBI and a 1.100 OPS over his first 33 games...then hit .169 with two home runs, 10 RBI and a .522 OPS over his next 38 games from May 13-June 30...had his fourth career four-strikeout game May 19 at Houston...hit .198 in 28 games in May and set an Athletics record for strikeouts in May (38)...had a career-long 0-for-19 streak from June 18-28...had his first career triple June 30 against Chicago (AL)...was named to the AL All-Star team after finishing second in player voting at designated hitter behind Shohei Ohtani...it was his first career All-Star selection...went 7-for-23 (.304) with three home runs and five RBI in his final seven games before the break after learning of his selection...was 1-for-2 with a double as a defensive replacement in left field in the All-Star Game on July 11 at Seattle...became the first Athletic off an extra base hit in the ASG since Terry Steinbach doubled in 1993...had his second walk-off home run of the season and his career on Aug. 21 against Kansas City, a two-run shot in the A's 6-4 win...went 7-for-27 (.259) over nine-game stretch from Sept. 11-22 but six of the hits were home runs...homered in three consecutive games for the second time in his career, Sept. 20-22.

2022—Was in the Twins organization during the spring, was traded to the Padres prior to the start of the season and was later dealt to Kansas City at the trading deadline...spent most of the season at Triple-A but also had four stints with San Diego and Kansas City and combined to go 4-for-32 (.125) with two RBI in 16 games...was 3-for-20 (.150) against left-handed pitchers, 1-for-12 (.083) against right-handers...started five games in left field and four at designated hitter...also went 1-for-6 (.167) with a walk as a pinch hitter...also hit .289 with 28 home runs, 87 RBI and a 1.044 OPS in 81 games with El Paso and Omaha...tied for seventh among all Triple-A hitters in home runs, ranked 10th in extra base hits (55) and tied for 10th in RBI...had minor league career highs in batting, slugging (.649), OPS (1.044), home runs and RBI...batted .321 with an 1.176 OPS against left-handed pitchers compared to .278 with a .999 OPS against right-handers...hit .311 with runners in scoring position...connected for 19 of his 28 home runs with runners on base...was 3-for-10 (.300) with two grand slams, 17 RBI and four walks with the bases loaded...hit .327 with 19 of his 28 home runs in 42 games in his home ballparks compared to .247 on the road...had a .425 batting average, nine home runs, 24 RBI and a 1.799 OPS in the eighth inning...

started 41 games in left field, 22 in right field and 17 at designated hitter...committed three errors, all as a left fielder...had one assist...batted .312 as an outfielder, .190 as the designated hitter... also walked in his only pinch hitting appearance...hit in every spot in the order except seventh and ninth and saw his most action with 42 games hitting cleanup...was with the Minnesota Twins organization during the spring but was traded to San Diego with Taylor Rogers and cash for Chris Paddock, Emilio Pagan and a PTBNL two days before the start of the season on April 6... was assigned to Triple-A El Paso and hit .272 with 19 home runs and 55 RBI in 61 games with the Chihuahuas...was placed on the injured list April 18 with a strained right rotator cuff...was reinstated on May 10 and hit .270 with seven home runs and 19 RBI over his first 16 games following his return...had two home runs and five RBI May 28 against Sugar Land...it was his fourth career multi-homer game and the RBI were a season-high...stole two bases in a game for the second time in his career on May 30 at Salt Lake (also July 13, 2018 vs. Montgomery)...was recalled by San Diego on June 3 but did not appear in a game before he was sent back to El Paso the next day...was called up as an additional player on June 11 but did not play before being sent back the same day...hit .338 with 11 doubles, five home runs and 19 RBI over his first 20 games following his return...had his fifth career multi-homer game when he went 3-for-4 with a double, two home runs and three RBI on June 15 against Las Vegas...connected for his first of two grand slams on July 4 at Sugar Land...was recalled by San Diego a third time on July 8 and went 0-for-7 in two games against San Francisco before he was optioned back to El Paso on July 11...went 2-for-4 with two home runs and three RBI in his first game back on July 13 against Round Rock for his sixth career multi-homer game...was traded to Kansas City for Cam Gallagher on Aug. 2...was assigned to Triple-A Omaha following the trade and batted .338 with nine home runs and 32 RBI in 20 games with the Storm Chasers...hit safely in 10 consecutive minor league games from Aug. 4 to Sept. 16 (15-for-42, .357)...went 9-for-20 (.450) with a double, three home runs and seven RBI over his first five games with Omaha before he was recalled by Kansas City on Aug. 10...had two hits in his Royals debut against the Dodgers on Aug. 13 but then went 2-for-22 (.091) over his next 13 games and was optioned to Omaha on Sept. 9...went 18-for-60 (.300) with six home runs and 25 RBI over his final 15 games...homed in three straight games, Sept. 23 to 26...was named International League Player of the Week for the week ending Sept. 25 after going 9-for-19 (.474) with seven runs, three doubles, three home runs, 11 RBI and five walks in five games... then hit his second grand slam of the season on Sept. 26 at St. Paul.

2021—Began the season on Minnesota's Taxi Squad after being optioned from Twins spring training on March 29...was recalled on April 3 when Josh Donaldson went on the injured list... played in just three games for the Twins from April 4-6, going 1-for-11 with one RBI, before he was placed on 10-day injured list with a cervical sprain on April 7...was reinstated on April 20 and played in just five more games with the Twins before he was optioned to Triple-A St. Paul on April 29...homed in three-straight games from June 19-22 and finished June with nine home runs in 24 games...went 4-for-6 with a double, three home runs and seven RBI on July 13 vs. Columbus...named Twins minor league Player of the Week on July 18, hitting .308 (8-for-26) with one double, five home runs, 13 RBI and a 1.290 OPS...hit .258 with nine doubles, one triple, 18 home runs, 41 RBI and a .974 OPS in 51 games from June 2-July 31 and was recalled from Triple-A St. Paul on July 23, spending the rest of the season with Minnesota...hit 20 home runs in 62 games overall for the Saints, tied for fourth most among all Twins farmhands...recorded his first three-hit game on July 27 vs. Detroit, hitting one double and two singles...set a career high with four hits in five at-bats, including one home run and two RBI, on Aug. 13 vs. Tampa Bay...placed on the paternity list from Sept. 13-16 as he and his wife, Allie, had their first child, daughter Blair Evelyn, on Sept. 13...went 2-for-4 with a double, home run and two RBI in his first game back on Sept. 17 at Toronto...played 38 games (35 starts) in left field and eight games (7 starts) in right field...combined to hit .225 with 18 doubles, one triple, 29 home runs, 65 RBI and an .820 OPS in 120 games between St. Paul and Minnesota...was hit by a pitch nine times, which was second most by a Twins rookie in a single season, trailing only Marty Cordova's 10 in 1995...ranked second among American League rookies in hit by pitches and fifth in the majors.

2020—Began the season in the Twins Player Pool in St. Paul...had his contract selected Sept. 4 when Max Kepler went on the injured list...made Major League debut Sept. 4 in Game 1 of a doubleheader against Detroit, going 0-for-1 with a hit-by-pitch, while hitting seventh and starting in left field...recorded his first career RBI in Game 2 of the doubleheader, singling in Jorge

Polanco in the third inning off Detroit starter Tyler Alexander...hit his first career home run Sept. 8 at St. Louis, a two-run shot off Daniel Ponce de Leon in the second game of the doubleheader...suffered a fractured right forearm after being hit by pitch Sept. 12 against Cleveland by Zach Plesac...was placed on the 10-day injured list the next day, ending his season...reached base safely in all seven games played on the season and hit safely in his final six games prior to his IL stint...ranked as the Twins 12th-best prospect by MLB.com.

2019—Was an invite to Twins spring training, the first of career...was reassigned to minor league camp March 8 and began the season at Triple-A Rochester...was named Twins minor league Player of the Week June 23, hitting .429 (9-for-21) with two doubles, three home runs, 10 RBI, four walks and a 1.488 OPS for the Red Wings...hit .337 with nine doubles, six home runs, 28 RBI, 27 walks and a 1.120 OPS in 30 June games...was named an International League Midseason All-Star...was placed on the 7-day injured list with a right groin contusion July 14...finished the season playing in two rehab games with the GCL Twins in late August...played all his games defensively in left field (56 games, 55 starts)...hit .312 against right-handed pitching and .203 against left-handed pitching...was named an outfielder on the Twins MiLB.com organization All-Star team...played for Team USA in the WBSC Premier12 in November, hitting .300 (6-for-20) with one double, three home runs, five RBI and three runs scored.

2018—Spent the entire season with Double-A Chattanooga...named the Twins minor league Player of the Week three times: May 19, June 9 and July 29...named as a Southern League All-Star...named Southern League Player of the Week July 29, hitting .407 (11-for-27) with two doubles, three home runs, six RBI and six walks in seven games...played 47 games (46 starts) at first base and 44 games (all starts) in left field...led the Lookouts in games (130), hits (128), home runs (22), RBI (79), doubles (32), walks (56) and total bases (234)...led the Southern League in RBI, ranked second in home runs, total bases and hits and fourth in games...named to MiLB.com's Organization All-Star team...named the sixth best prospect in the Twins system by *Baseball America* following the season.

2017—Began the season with Rookie-Level Elizabethton...hit two home runs in his first four games with the E-Twins...transferred to High-A Fort Myers July 18...was named Florida State League Player of the Week twice: Aug. 13 and Aug. 27...was named Twins minor league Player of the Week Aug. 12...named Twins minor league Player of the Month for August, hitting .341 with four doubles, nine home runs and 31 RBI in 23 games...following the season, was named an MiLB.com organization All-Star.

PERSONAL/MISCELLANEOUS

Terry Brent Rooker, Jr. was originally signed by Twins scout Derrick Dunbar...his wife, Allie, is an emergency room nurse...has a daughter, Blair...graduate of Evangelical Christian School in Germantown, TN...also led ECS to the Division 2-A State Championship Game in football as the starting quarterback...named a 2013 Tennessee Mr. Football finalist after setting 18 school records...also played on the basketball team...played three seasons of baseball at Mississippi State University from 2015-17, hitting .344 with 104 runs scored, 48 doubles, five triples, 36 home runs and 148 RBI in 159 games...won the SEC Triple Crown in 2017 after hitting .387 with 23 home runs and 48 RBI in 67 games and earned SEC Player of the Year and First-Team All-SEC honors.

LIFETIME PLAYING RECORD

Year	Club	AVG.	G	AB	R	H	2B	3B	HR	RBI	SH	SF	HP	BB	SO	SB	CS	OBP	SLG	E
2017	Elizabethton	.282	22	85	19	24	5	0	7	17	0	2	1	11	21	2	2	.364	.588	0
	Fort Myers	.280	40	143	23	40	6	0	11	35	0	0	3	16	47	0	0	.364	.552	1
2018	Chattanooga	.254	130	503	72	128	32	4	22	79	0	4	5	56	150	6	1	.333	.465	8
	GCL Twins	.333	2	6	2	2	0	0	0	0	0	0	0	1	0	0	0	.429	.333	0
2019	Rochester	.281	65	228	41	64	16	0	14	47	0	1	10	35	95	2	0	.398	.535	1
	MINNESOTA	.316	7	19	4	6	2	0	1	5	0	0	2	0	5	0	0	.381	.579	0
2021	St. Paul	.245	62	220	40	54	8	1	20	49	0	3	6	38	80	1	2	.367	.564	1
	MINNESOTA	.201	58	189	25	38	10	0	9	16	0	0	9	15	70	0	0	.291	.397	1
2022	El Paso	.272	61	228	55	62	19	0	19	55	0	2	6	37	78	5	1	.385	.605	2
	SAN DIEGO	.000	2	7	0	0	0	0	0	0	0	0	0	0	4	0	0	.000	.000	0
	Omaha	.338	20	80	16	27	8	0	9	32	0	0	3	9	25	0	1	.424	.775	1
	KANSAS CITY	.160	14	25	1	4	1	0	0	2	0	0	1	3	7	0	0	.276	.200	0
2023	OAKLAND	.246	137	463	61	114	20	1	30	69	0	4	10	49	172	4	0	.329	.488	4
2024	OAKLAND	.293	145	546	82	160	26	2	39	112	0	4	5	59	177	11	3	.365	.562	0
Major League Totals		.258	363	1249	173	322	59	3	79	204	0	8	27	126	435	15	3	.337	.500	5
Minor League Totals		.269	402	1493	268	401	94	5	102	314	0	12	34	203	496	16	7	.366	.543	14

CAREER TRANSACTIONS

2016 — Selected by the Minnesota Twins organization in the 38th round of the First-Year Player Draft, did not sign. **2017** — Selected by the Minnesota Twins organization in Compensation Round A following the 1st round of the First-Year Player Draft (35th selection overall). **2020** — On the injured list, September 13 to 27. **2021** — On the injured list, April 7 to 19. On paternity list, September 13 to 16. **2022** — Traded to the San Diego Padres with pitcher Taylor Rogers and cash considerations for pitchers Chris Paddack and Emilio Pagan for a player to be named later (minor league pitcher Braylan Medina), April 6. Traded to Kansas City for catcher Cam Gallagher, August 2. Claimed off waivers by the Oakland Athletics, November 17. **2024** — On the injured list, April 8 to 18. On the paternity list, August 14 to 16.

ALL-STAR GAME RECORD

Year	Club/Site	AVG.	G	AB	R	H	2B	3B	HR	RBI	SH	SF	HP	BB	SO	SB	CS	OBP	SLG	E
2023	AL/Sea.	.500	1	2	0	1	1	0	0	0	0	0	0	0	0	0	0	.500	1.000	0

ROOKER'S CAREER BESTS

Hits: 4 (twice), last: September 1, 2024 at Texas

Home Runs: 2 (six times), last: September 5, 2024 vs. Seattle

Runs Batted In: 5 (three times), last: July 14, 2024 at Philadelphia

Stolen Bases: 1 (15 times), last: September 18, 2024 at Chicago (NL)

Hitting Streak: 11, August 28 to September 7, 2024

Hitless Streak (At Bats): 19, June 18 to 28, 2023

Game Ending RBI: 2, August 21, 2023 vs. Kansas City (home run); May 12, 2023 vs. Texas (home run)

Grand Slams: None

Pinch-Hit Home Runs: None

Inside-The-Park Home Runs: None

Lead Off Home Runs: None

DESIGNATED HITTER RULE

A hitter may be designated to bat for the starting pitcher and all subsequent pitchers without otherwise affecting the status of the pitcher(s) in the game. A designated hitter must be selected prior to the game and must be included on the lineup cards presented to the umpire-in-chief. The DH must come to bat at least one time, unless the opposing Club changes pitchers. The DH is "locked" into the batting order but may be removed for a pinch-hitter or pinch-runner, who in turn becomes the DH. The DH may be used defensively but the pitcher then assumes the batting order of the replaced defensive player. The DH role is terminated if a pitcher switches from the mound to a position on defense, a pinch hitter enters the game to pitch, the pitcher bats or runs for the DH, the DH assumes a position on defense or a player on defense enters the game to pitch. A player listed on the lineup card as both a starting pitcher and DH can continue to bat if he is replaced as the pitcher or continue to pitch if he is replaced as the DH.

**OUTFIELDER****Height/Weight:** 6-0 / 167**Bats/Throws:** Right / Right**Birthdate:** February 15, 1999**Opening Day Age:** 26**Birthplace/Resides:** Azua, Dominican Republic / Azua, Dominican Republic**Major League Service:** 2 years, 29 days**Obtained:** Acquired from Milwaukee in a three-team, nine-player trade, December 12, 2022**Contract Status:** First year of a one-year contract through 2025[@RuizEsteury](#)[esturyruiz](#)[Updated Stats](#)**CAREER HIGHLIGHTS**

Was acquired by the A's in a three-team, nine-player trade following the 2022 season and is a .243 career hitter with seven home runs, 57 RBI and 73 stolen bases in 178 games in three seasons with the Padres (2022), Brewers (2022) and A's (2023-24)...set an American League rookie record with 67 stolen bases in 2023...is a .287 hitter with 57 home runs, 277 RBI and 254 stolen bases in 542 games in the minors...played mostly second base over his first four seasons but has played exclusively in the outfield in four seasons since the pandemic...has played every position except pitcher, catcher and first base in his career...led all of minor league baseball with 85 stolen bases in 2022...led the Midwest League with 49 stolen bases in 2018...was named the Most Valuable Player of the Arizona Rookie League in 2017...was named to the Dominican Summer League Postseason All-Star team in 2016 and the AZL Postseason All-Star team in 2017...was named a MiLB.com Organization All-Star for the Padres in 2017 and 2022...was rated as the fifth-best prospect in the Brewers organization by *Baseball America* following the 2022 season and the A's eighth-best following the trade.

2024 HIGHLIGHTS

- Was limited to just 29 games with the A's and 15 in the minors due to a wrist injury...hit .200 with two home runs, eight RBI, five stolen bases and a .652 OPS over two stints with Oakland.
- Batted .276 (8-for-29) with both of his home runs, all eight of his RBI, all four of his walks and a .913 OPS against left-handed pitchers, .115 (3-for-26) with a .340 OPS against right-handers.
- Was 3-for-9 (.333) with runners in scoring position and now has a .354 career batting average with RISP.
- Hit .267 with both of his home runs and all eight of his RBI in Oakland, .120 on the road.
- Started 10 games in left field and six in center field...did not have an assist and committed one error.
- Was also 1-for-5 (.200) with a home run, RBI and walk as a pinch hitter.
- Made 13 of his 16 starts batting leadoff and batted .256 with a .326 on-base percentage in those games...hit .063 with a .118 on-base percentage in all other contests.
- Combined for a .345 average, three home runs, 14 RBI, eight stolen bases and a .994 OPS in 16 games in the minors with Triple-A Las Vegas (11 games), Single-A Stockton (four games) and the A's affiliate in the Arizona Complex League (one game).
- Started nine games in center field, five in left field and two at designated hitter.
- **DAY-BY-DAY:** Was on the A's Opening Day roster and went 3-for-7 (.429) in three games before he was optioned to Las Vegas on April 1...reached base safely in all 11 of his games with the Aviators and was hitting .326 with two doubles, three home runs, eight RBI, six walks, seven stolen bases and a 1.004 OPS when he was recalled by Oakland on April 15...pinch hit that day against St. Louis and hit the second pitch he saw for his first career pinch hit home run...walked two times in a game for the first time in his career on April 22 at New York (AL)...singled in the second inning on May 4 against Miami but went 0-for-his-next-14 before he was placed on the 10-day injured list May 23 with a strained left wrist...was sent to Stockton on a rehab assignment on July 9 and went 6-for-11 (.545) in four games before he was sent to the ACL A's on July 16...went 0-for-4 in one game before his rehab assignment was halted...missed the remainder of the season...was transferred to the 60-day injured list

Sept. 4...underwent right knee arthroscopic surgery with Dr. Dan Cooper at the Carrell Clinic in Dallas, Tex. on Sept. 24...Dr. Cooper performed a patella tendon debridement along with a chondroplasty procedure.

CAREER

2023—Set an American League record for most stolen bases by a rookie with 67...broke the previous mark of 66 set by Kenny Lofton in 1992...led the AL in steals and ranked second in the majors to the Braves Acuña (73)...it was the 22nd time an Athletic has led the AL in steals, the first since 2011 when Coco Crisp tied for the lead with 49...has the third most steals in the AL this century behind the Red Sox Ellsbury (70 in 2009) and the White Sox Pierre (68 in 2010)...is the fifth player in Athletics history to steal 60 or more bases in a season (Henderson 6 times, Collins 3, Campaneris 2, North 1)...had the fifth most stolen bases in a season in Oakland history and the sixth most in Athletics history...had the most since Rickey Henderson had 108 in 1983...batted .254 with five home runs and 47 RBI in 132 games in his second season in the majors...however, hit .365 with runners in scoring position...based on a minimum of 100 plate appearances with RISP, that tied for ninth in the majors and was sixth best in Oakland history...hit .327 with three of his five home runs with runners on base, .214 with the bases empty...three of his five home runs and 15 of his 47 RBI put the A's ahead...was hit by a pitch 16 times, which tied for 11th in the majors and set an Athletics record for a rookie...led ML rookies in stolen bases, tied for second in hit by pitches and tied for seventh in doubles (24)...had a .345 slugging percentage, which was fourth lowest in the majors among players with at least 450 plate appearances...had the sixth lowest OPS (.654)...struck out 99 times and walked just 20 and his ratio of 4.95 strikeouts-per-walk was 10th highest in the majors (min. 450 PA)...led the A's in stolen bases, doubles and hit by pitches and tied for the team lead in hits (114)...the hits are the fewest by a team-leader in Athletics history...hit .274 with a .734 OPS against left-handed pitchers, .245 with a .619 OPS against right-handers...had three home runs in 135 at bats against lefties (45.0 at bats per home run), two in 314 at bats against righties (157.0 at bats per home run)...batted .287 with four of his five home runs and a .721 OPS at night, .207 with a .558 OPS during the day...hit four of his five home runs after the All-Star Break...started a team-leading 100 games in center field...also made eight starts in left field, four in right field and two at designated hitter...committed eight errors in 128 games overall in the outfield for a .974 fielding percentage...tied for the most errors among outfielders in the majors and had the second lowest fielding percentage (Melendez, KC, 8 errors, .970)...had the most errors by an A's outfielder since Terrence Long also had eight in 2002...had -17 defensive runs saved as a center fielder, which was the fewest in the majors...his -20 DRS overall was second lowest to Kyle Schwarber (-21)...started 83 of the A's first 88 games (81 in center field, two at designated hitter) before going on the injured list July 6 with a right shoulder subluxation...was reinstated Aug. 5 and started just 31 of the A's final 52 games (19 in center field, eight in left field, four in right field)...was 3-for-10 (.300) with a walk and a double as a pinch hitter...made a team-leading 80 starts batting leadoff and hit .246 with a .299 on-base percentage and 47 stolen bases in 81 games overall hitting first...also started games in the nine (30), eight (3) and seven (1) spots in the order...was the A's Opening Day starter in center field...had an eight-game hitting streak from April 10-17 (12-for-27, .444)...that included a career-high three hits April 13 at Baltimore, his first of five three-hit games...tied an Oakland record when he was hit by a pitch twice on April 15 against New York (NL)...was plunked twice again on Aug. 19 against Baltimore...stole a career-high four bases April 26 at Los Angeles (AL)...those were the most steals by an Athletic since July 5, 2017 when Rajai Davis also stole four...it was his first of 15 multiple steal games, which tied for sixth most in Athletics history...it was the most since Rickey Henderson also had 15 in 1998...had a career-high and A's season-high 11-game hitting streak from April 28-May 9 (15-for-49, .306)...was successful in each of his first 11 stolen base attempts before his first caught stealing on April 30 against Cincinnati...had his first career walk-off RBI in that game, a single in the bottom of the ninth...stole 11 bases in April, which were the most by an Athletic in April since 1990 when Rickey Henderson also had 11...was hit by a pitch nine times, which are the most hit by pitches in any month in Athletics history (previous: 8, Don Baylor in Sept. 1976)...hit his first career home run May 12 against Texas, a first-pitch leadoff home run off Martin Perez...added a career-high four RBI and equaled his best with three hits...had his second game-ending RBI May 16 against Arizona, a bases loaded single in the bottom of the 12th...batted .282 with 17 stolen bases in 28 games in May...the stolen bases were the most in the majors and the most by an Athletic in May since Rickey Henderson also had 17 in 1992...stole 13 bases

in June, which were the most by an Athletic in June since Rickey Henderson had 16 in 1998...was batting .257 with one home run, 35 RBI and 43 stolen bases in 85 games when he was placed on the 10-day injured list July 7 retroactive to July 6 with a right shoulder subluxation...had 43 stolen bases at the All-Star Break, which tied for second most in Athletics history (Henderson, 84 in 1982) and were the most by a Major Leaguer since Billy Hamilton (CIN) had 44 in 2015...according to the Elias Sports Bureau, he is the fourth rookie in ML history to steal 40 bases before the break (Coleman, 63 in 1985; Raines, 50 in 1981; Samuel, 40 in 1984)...began a rehab assignment with Triple-A Las Vegas on July 28 and went 8-for-20 (.400) with four runs, a double, triple, home run, two RBI and three stolen bases in five games before he was reinstated from the IL on Aug. 5...hit .243 with four home runs, 12 RBI and 24 stolen bases over his final 47 games...had a career-high 0-for-16 streak from Aug. 16-27...hit .305 in September, which was his best single-month average in 2023...hit three of his five home runs in September...also stole 13 bases, which tied for the most in the majors and were the most by an Athletic since Rickey Henderson also had 13 in 1989...stole two bases on Sept. 4 against Toronto in a game he did not start...repeated the feat Sept. 18 against Seattle and Sept. 22 against Detroit...only two other AL or NL players since 1901 had three such games in an entire season: Gary Redus (CIN in 1985) and Ced Landrum (CHC in 1991)...hit .323 with eight stolen bases over his final 12 games beginning Sept. 18.

2022—Made both his Triple-A and Major League debuts in 2022...combined to hit .171 with two RBI and a .452 OPS in 17 games with San Diego (14 games) and Milwaukee (3)...was 4-for-21 (.190) against left-handed pitchers, 2-for-14 (.143) against right-handers...started four games in left field, three in center field and two in right field...did not commit an error in 17 games overall in the outfield...made four starts batting ninth, three in the eight spot and one each batting sixth and seventh...also combined to hit .332 with 16 home runs, 65 RBI, a .974 OPS and 85 stolen bases in 114 games with Double-A El Paso, Triple-A Nashville and Triple-A San Antonio...led all of minor league baseball in stolen bases, ranked third in hit by pitches (27), tied for third in runs (114) and tied for sixth in sacrifice hits (8)...led all full season minor leaguers in on-base percentage (.447), ranked fourth in batting average and 11th in OPS...had minor league career highs in on-base percentage, runs, hits (145), doubles (33), home runs, RBI, walks (66), stolen bases, extra base hits (51), hit by pitches and sacrifice hits...batted .426 with a 1.295 OPS against left-handed pitchers compared to .301 with an .868 OPS against right-handers...hit .336 with the bases empty and .326 with runners on...batted .326 or better in every month except July when he spent most of the month in the majors...combined for a .361 batting average in his home ballparks where he stole 60 bases in 56 games...went 44-for-78 (.564) with seven doubles, five home runs, 18 RBI and a 1.429 OPS when putting the first pitch in play...started 70 games in center field, 17 in left field and 15 in right field...did not commit an error in 102 games and 236 total chances overall in the outfield...had four assists, all as a center fielder...also hit .357 in 12 starts as the designated hitter...batted .325 with a .454 on-base percentage, 82 runs scored and 58 stolen bases in 76 games batting leadoff...was rated as the fifth-best prospect in the Milwaukee organization by *Baseball America* following the season and the A's eight-best following the trade...was listed as the A's sixth-best prospect by MiLB.com...began the season at Double-A San Antonio where he hit .344 with nine home runs, 37 RBI, 37 stolen bases and a 1.085 OPS in 49 games...ranked second in the Texas League in stolen bases despite spending just two months with the Missions...had a grand slam April 19 at Amarillo...had his best single-month batting average of 2022 when he hit .361 with a .505 on-base percentage and 1.116 OPS in 20 games in April...had his first career two-homer game May 3 at Corpus Christi...went 0-for-1 two days later against the Hooks but walked two times, was hit by a pitch three times and scored a career-high tying five runs...reached base safely in 40 consecutive minor league games from May 25 to Aug. 4...hit .329 with a .453 on-base percentage over that span...was promoted to El Paso on June 7 and hit .315 with a .935 OPS and 23 stolen bases in 28 games with the Chihuahuas...went 4-for-5 with four runs scored, a double, two home runs and three RBI on June 9 at Albuquerque...it was his second career two-homer game...stole a base in seven consecutive games from June 28 to July 6 (nine stolen bases total)...batted .344 with 20 stolen bases in 23 games in June...was selected by San Diego on July 12 and made his ML debut that day at Colorado, going 2-for-4 with a RBI in a start in center field...singled off Austin Gomber in his first at bat in the second inning for his first big league hit...had a RBI single in the eighth inning for his first RBI...stole his first base July 14 at Colorado...was hitting .222 in 14 games with the Padres when he was traded to Milwaukee on Aug. 1 with Dinelson Lamet, Taylor Rogers and minor leaguer Robert Gasser for

Josh Hader...was assigned to Nashville and hit .329 with 25 stolen bases in 37 games overall with the Sounds...had a season-high 17-game hitting streak from Aug. 10 to 28 (25-for-66, .379)...was recalled by Milwaukee on Sept. 1 and went 0-for-8 in three games before he was optioned back to Nashville on Sept. 8...went 20-for-60 (.333) with three home runs, 14 RBI and 15 stolen bases in 15 games with the Sounds following his option...stole a career-high five bases Sept. 14 against Jacksonville...went 1-for-4 in one postseason game...hit .182 with a double and a RBI in 16 games for Toros del Este in the Dominican Winter League.

2021—Spent the entire season at Double-A San Antonio where he hit .249 with 10 home runs and 42 RBI in 84 games...stole 36 bases, which tied for second in the Double-A Central...also tied for fifth in sacrifice hits (5)...batted .324 with a .999 OPS against left-handed pitchers compared to .228 with a .664 OPS against right-handers...had a .329 average with runners in scoring position...after beginning his career as an infielder, he played exclusively in the outfield on defense in 2020...started 32 games in left field, 26 in center field and 20 in right field...committed just one error...batted leadoff 40 times...went 4-for-4 with a triple and two RBI May 13 at Midland...stole a season-high three bases May 29 at NW Arkansas...was hitting .237 with a home run, 14 RBI and a .637 OPS in 34 games when he was placed on the injured list June 14 with a fractured right finger...was reinstated on July 25 and batted .256 with nine home runs, 28 RBI and a .798 OPS in 50 games following his return...hit .292 with five of his 10 home runs in 27 games in August...drove in a season-high four runs Sept. 16 against Corpus Christi...hit .163 in 20 games with Toros Del Este in the Dominican Winter League following the season.

2020—Did not play as the minor league season was cancelled due to the pandemic.

2019—Spent the entire season at Single-A Lake Elsinore and hit .239 with six home runs, 36 RBI and 34 stolen bases in 98 games...ranked third in the California League in stolen bases...batted .259 with all six of his home runs, 33 of his 36 RBI and a .705 OPS against right-handed pitchers compared to .154 with a .455 OPS against left-handers...started 73 games at second base, 12 in left field and 12 at designated hitter...also appeared in one game at third base...committed 16 of his 18 errors as a second baseman (.926 fielding percentage)...stole a season-high three bases April 28 against Inland Empire...was placed on the injured list July 31 with an inflamed left thumb and missed the remainder of the season.

2018—Played for Single-A Fort Wayne and batted .253 with 12 home runs and 53 RBI in 117 games...stole 49 bases, which was the most in the Midwest League and tied for sixth in all of the minor leagues...batted .257 with a .721 OPS against right-handed pitchers, .235 with a .759 OPS against left-handers...started 72 games at second base and 16 at third base...made 21 errors as a second baseman (.928 fielding percentage) and four as a third baseman (.826)...also had 26 starts at designated hitter...went 4-for-10 (.400) in three games with Toros Del Este in the Dominican Winter League following the season.

2017—Spent the entire season in the Arizona Rookie League, playing in 21 games for the Royals afloat and 31 for the Padres1 squad following a July 24 trade...was named the Arizona League Most Valuable Player after combining to hit .350 with a .997 OPS in 52 games...led the league in batting, hits (72), doubles (20), triples (10), extra base hits (34) and total bases (124), ranked second in RBI (39) and third in runs (39), stolen bases (26), slugging (.602) and OPS...appeared exclusively at second base on defense (45 starts)...had four hits and a minor league career-high seven RBI on June 30 against the Diamondbacks...was named AZL Player of the Month in July.

2016—Made his professional debut with the DSL Royals and ranked among the league leaders in extra base hits (t-3rd, 28), slugging (4th, .512), OPS (6th, .890), doubles (t-6th, 18) and total bases (8th, 111)...was a Dominican Summer League All-Star...was a perfect 5-for-5 with a double on Aug. 9 against the Red Sox.

PERSONAL/MISCELLANEOUS

Esteyru Ruiz Reyes.

LIFETIME PLAYING RECORD

Year	Club	AVG.	G	AB	R	H	2B	3B	HR	RBI	SH	SF	HP	BB	SO	SB	CS	OBP	SLG	E
2016	DSL Royals	.313	56	217	44	68	18	5	5	26	3	1	4	19	35	13	10	.378	.512	9
2017	AZL Royals	.419	21	86	22	36	10	6	3	23	0	1	0	4	20	9	0	.440	.779	2
	AZL Padres†	.300	31	120	23	36	10	4	1	16	2	0	3	9	34	17	6	.364	.475	12
2018	Fort Wayne	.253	117	439	63	111	20	5	12	53	6	1	9	38	141	49	11	.324	.403	25
2019	Lake Elsinore	.239	98	339	45	81	18	2	6	36	7	3	5	26	101	34	11	.300	.357	18
2020	(Minor League Season Cancelled — Did Not Play)																			
2021	San Antonio	.249	84	309	52	77	16	2	10	42	5	2	9	28	73	36	7	.328	.411	1
2022	San Antonio	.344	49	180	54	62	17	2	9	37	3	2	14	32	40	37	5	.474	.611	0
	El Paso	.315	28	111	30	35	6	0	4	9	2	0	9	20	25	23	4	.457	.477	0
	SAN DIEGO	.222	14	27	1	6	1	1	0	2	0	0	0	0	5	1	2	.222	.333	0
	Nashville	.329	37	146	30	48	10	0	3	19	3	0	4	14	29	25	5	.402	.459	0
	MILWAUKEE	.000	3	8	2	0	0	0	0	0	0	0	1	2	0	0	0	.111	.000	0
2023	OAKLAND	.254	132	449	47	114	24	1	5	47	4	1	16	20	99	67	13	.309	.345	8
	Las Vegas	.400	5	20	4	8	1	1	1	2	0	0	0	1	5	3	0	.429	.700	1
2024	OAKLAND	.200	29	55	10	11	2	1	2	8	2	2	2	4	20	5	4	.270	.382	1
	Las Vegas	.326	11	43	6	14	2	0	3	8	0	1	2	6	10	7	1	.423	.581	1
	Stockton	.545	4	11	3	6	2	0	0	5	0	2	0	3	3	1	2	.563	.727	0
	ACL A's	.000	1	4	0	0	0	0	0	1	0	1	0	0	3	0	0	.000	.000	0
Major League Totals		.243	178	539	60	131	27	3	7	57	6	3	18	25	126	73	19	.297	.343	9
Minor League Totals		.287	542	2025	376	582	130	27	57	277	31	14	59	200	519	254	62	.366	.463	69

CAREER TRANSACTIONS

2015 — Signed as a non-drafted free agent, July 3. **2017** — Traded to the San Diego Padres with pitchers Travis Storm and Matt Strahm and cash considerations for pitchers Ryan Buchter, Trevor Cahill and Brandon Maurer, July 24. **2022** — Traded to the Milwaukee Brewers with pitchers Dinelson Lamet and Taylor Rogers and minor league pitcher Robert Gasser for pitcher Josh Hader, August 1. Traded to the Oakland Athletics as part of a three-team, nine-player deal in which Atlanta traded pitchers Kyle Muller and Freddy Tarnok, catcher Manny Pina and minor league pitcher Royber Salinas to Oakland, Oakland traded catcher Sean Murphy to Atlanta and pitcher Joel Payamps to Milwaukee and Atlanta sent catcher William Contreras and minor league pitcher Justin Yeager to Milwaukee, December 12. **2023** — On the injured list, July 6 to August 4; included rehabilitation assignment to Las Vegas, July 28 to August 4. **2024** — On the injured list, May 23 to October 30; included rehabilitation assignments to Stockton, July 9 to 15, and ACL A's, July 16 to 17.

RUIZ' CAREER BESTS

Hits: 3 (five times), last: September 1, 2023 vs. Los Angeles (AL)
Home Runs: 1 (seven times), last: April 17, 2024 vs. St. Louis
Runs Batted In: 4, May 12, 2023 vs. Texas
Stolen Bases: 4, April 26, 2023 at Los Angeles (AL)
Hitting Streak: 11, April 28 to May 9, 2023
Hitless Streak (At Bats): 16, August 16 to 27, 2023
Game Ending RBI: 2, May 16, 2023 vs. Arizona (single); April 30, 2023 vs. Cincinnati (single)
Grand Slams: None
Pinch-Hit Home Runs: 1, Esteury Ruiz, April 15, 2024 vs. St. Louis (JoJo Romero)
Inside-The-Park Home Runs: None
Lead Off Home Runs: 1, May 12, 2023 vs. Texas (Martin Pérez)

**RIGHT-HANDED PITCHER****Height/Weight:** 6-5 / 260**Bats/Throws:** Right / Right**Birthdate:** January 7, 2000**Opening Day Age:** 25**Birthplace/Resides:** Trinidad, Cuba / Santo Domingo, Dominican Republic**Major League Service:** None**Obtained:** Signed as a non-drafted free agent, October 17, 2018**Contract Status:** First year of a one-year contract through 2025
 [Updated Stats](#)
NON-ROSTER INVITEE**CAREER HIGHLIGHTS**

Was signed by the A's out of the Dominican Republic in 2018 and is 9-17 with 17 saves and a 4.84 ERA in 123 games, including 23 starts, in four professional seasons...has 277 strikeouts in 213.2 innings (11.67 strikeouts per nine innings) but has walked 173 (7.29 per nine innings) and has 53 wild pitches...made 23 starts and 13 relief appearances over his first two seasons but has pitched exclusively in relief the last two years...missed the 2020 seasons due to the pandemic and the 2022 season after having "Tommy John" surgery...played for Mesa in the Arizona Fall League in 2021.

2024 HIGHLIGHTS

- Made both his Double-A and Triple-A debuts in 2024 and combined to go 2-3 with seven saves, a 4.70 ERA and .723 opponents OPS in a career-high 48 games pitched with Midland and Las Vegas.
- Struck out 69 batters in 51.2 innings (12.02 per nine innings) but also walked 42 (7.32 per nine innings)...surrendered a career-high five home runs.
- Led the A's farm system in games pitched and tied for fourth in saves.
- Had a .234 opponents batting average, which broke down to .230 (20-for-87) with a .632 OPS against left-handed hitters compared to .238 (25-for-105) with a .798 OPS against right-handers
- Yielded all five of his home runs to right-handed hitters...four were solo shots and three came with two strikes.
- Converted 7-of-8 (87.5%) save opportunities and was a perfect 5-for-5 with Midland...allowed 7-of-17 (41.2%) inherited runners to score...first batters faced were 10-for-37 (.270) with 10 walks and a hit by pitch (.438 on-base percentage).
- Has a 2.63 ERA in the ninth inning.
- Allowed a .148 batting average to the first three hitters in the batting order.
- Tossed at least one inning in 42 of his 48 relief appearances.
- **DAY-BY-DAY:** Began the season at Midland and did not allow a run in nine of his first 10 appearances (10.0 ip, 5 h, 1 r, 1 er, 8 bb, 19 so)...made his Double-A debut April 6 at Corpus Christi (1.0 ip, 1 h, 2 so)...logged all five of his saves with Midland over a nine-game stretch from April 20 to May 16...compiled a 1.29 ERA in seven appearances in April and struck out 13 batters in 7.0 innings...also walked six...issued a season-high three walks May 9 against Tulsa...had five saves and a 1.70 ERA in 15 relief appearances with the RockHounds when he was promoted to Las Vegas on June 3...went 2-3 with two saves and a 5.89 ERA in 33 relief appearances with the Aviators...made his Triple-A debut June 5 at El Paso (1.0 ip, 1 h, 1 r, 1 er, 2 bb, 2 so)...allowed seven runs over his first four appearances with Las Vegas (13.50 ERA)...yielded a season-high four runs in 1.0 innings of work on June 8 at El Paso...tossed a season-high 2.0 scoreless innings and allowed a season-high three hits June 25 against Sacramento...it was his first of six outings of 2.0 innings and his first of four appearances with three hits...made the 100th appearance of his career June 30 against Sacramento (1.0 ip)...struck out a season-high four batters July 31 against Albuquerque...logged an 8.31 ERA in six outings in July...did not allow a run in eight of his first nine appearances in August (1.04

ERA)...tossed a season-high 40 pitches Sept. 10 at Albuquerque...was placed on the injured list Sept. 19 with a left knee contusion and missed the remainder of the season.

CAREER

2023—Split his season between Single-A Stockton and High-A Lansing and combined for a 2-4 record, 10 saves and a 3.20 ERA in 39 relief appearances...struck out 72 batters in 50.2 innings (12.79 per nine innings) but walked 35 (6.22 per nine innings)...had a career high in saves and career lows in ERA, opponents batting average (.196), on-base percentage (.333), slugging percentage (.299) and OPS (.632)...ranked third in the A's farm system in saves and tied for eighth in games pitched...his opponents batting average broke down to .186 with a .546 OPS against right-handed pitchers and .211 with a .755 OPS against left-handers...issued 22 of his 35 walks to lefties...opponents hit .169 with runners in scoring position...they were 0-for-5 with a walk and three strikeouts with the bases loaded...was 10-for-17 (58.8%) in save opportunities...allowed 7-of-24 (29.2%) inherited runners to score...first batters face were 7-for-35 (.200) with four walks (.282 on-base percentage)...had a 1.71 ERA in 19 games on the road...combined for a 4.81 ERA in 20 games in his home ballparks...allowed a .123 batting average with two strikes...did not allow a run in 12 of his final 13 appearances with Stockton from May 19 to July 8 (0.55 ERA)...converted 6-of-7 (85.7%) save opportunities over that stretch...earned the first save of his career on May 31 against Modesto when he struck out the side in the ninth inning of the Ports 4-2 win...had a 0.87 ERA in seven games in June...struck out 14 batters and walked just two in 10.1 innings...was 2-2 with six saves and a 2.73 ERA in 24 relief appearances with Stockton when he was promoted to Lansing on July 14...went 0-2 with four saves and a 3.86 ERA in 15 games with the Lugnuts...did not allow an earned run in six games and 8.0 innings in July...pitched a season-high 3.0 innings and struck out a season-high six for the save on Aug. 6 at Cedar Rapids.

2022—Missed the entire season after undergoing “Tommy John” surgery on his right elbow on Nov. 29, 2021.

2021—Spent the entire season at Single-A Stockton and was 3-7 with a 6.32 ERA in 21 games, including 12 starts...struck out 87 batters in 68.1 innings (11.46 strikeouts per nine innings) but walked a career-high 62 (8.17 per nine innings)...also had career highs in wins, game started, innings pitched (68.1), strikeouts, losses, hits (64), runs (55), earned runs (48) and wild pitches (21)...tied for the California League lead in wild pitches and issued the third most walks...tied for eighth in the A's farm system in strikeouts but walked the most batters...had a .243 opponents batting average, which broke down to .239 with a .793 OPS against left-handed hitters and .247 with a .707 OPS against right-handers...yielded three of his four home runs to lefties...was 3-1 with a 4.40 ERA in his nine relief appearances, 0-6 with a 7.71 ERA in 12 starts...stranded both of his inherited runners...first batters faced were 0-for-8 with a walk in his nine relief appearances...held opponents to a .117 batting average with two strikes...issued a career-high seven walks in 2.1 innings on May 9 at Modesto...logged a career-high four wild pitches July 17 against Fresno...struck out a career-high eight batters in 4.0 scoreless innings of relief on July 30 against Visalia for the win...yielded a career-high seven runs on Aug. 22 at Modesto...allowed a career-high eight hits Sept. 5 against Fresno...tossed a career-high 5.0 scoreless innings Sept. 15 against Modesto (1 h, 3 bb, 7 so)...threw a career-high 70 pitches Sept. 10 at San Jose...pitched for Mesa in the Arizona Fall League following the season and was 0-1 with a 16.20 ERA in five relief appearances.

2020—Did not pitch as the minor league season was cancelled due to the pandemic.

2019—Began his career by pitching for both the Green and Gold A's affiliates in the Arizona Rookie League...combined for a 2-3 record and a 4.60 ERA in 15 games, including 11 starts...tied for seventh in the AZL in games started but tied for fourth in most walks (34)...did not allow a home run in 43.0 innings...had a .269 opponents batting average, including .219 against left-handed hitters...picked up the win in his professional debut on June 17 at the Cubs when he tossed 3.1 scoreless innings of relief (2 h, 2 bb, 4 so)...made his first start on June 27 against the Cubs (4.0 ip, 2 h, 2 bb, 5 so).

PERSONAL/MISCELLANEOUS

Pedro Manuel Santos (Vazquez) was originally signed by Juan C. De La Cruz.

LIFETIME PITCHING RECORD

Year	Club	W	L	ERA	G	GS	CG	SHO	SV	IP	H	R	ER	HR	HB	BB	IBB	SO	WP	BK
2019	AZL A's (Gold)	2	2	2.73	9	6	0	0	0	29.2	26	13	9	0	3	16	0	38	6	1
	AZL A's (Green)	0	1	8.78	6	5	0	0	0	13.1	19	14	13	0	3	18	0	11	5	1
2020	(Minor League Season Cancelled — Did Not Pitch)																			
2021	Stockton	3	7	6.32	21	12	0	0	0	68.1	64	55	48	4	6	62	0	87	21	0
2022	(Injured — Did Not Pitch)																			
2023	Stockton	2	2	2.73	24	0	0	0	6	29.2	21	16	9	2	2	18	0	41	6	0
	Lansing	0	2	3.86	15	0	0	0	4	21.0	15	14	9	2	2	17	1	31	6	0
2024	Midland	0	0	1.80	15	0	0	0	5	15.0	9	3	3	0	2	11	0	26	3	0
	Las Vegas	2	3	5.89	33	0	0	0	2	36.2	36	24	24	5	3	31	0	43	6	0
Minor League Totals		9	17	4.84	123	23	0	0	17	213.2	190	139	115	13	21	173	1	277	53	2

CAREER TRANSACTIONS

2018 — Signed by the Oakland Athletics organization as a non-drafted free agent, October 17.

**INFIELDER****Height/Weight:** 6-1 / 207**Bats/Throws:** Right / Left**Birthdate:** June 11, 1997**Opening Day Age:** 27**Birthplace/Resides:** Kalamazoo, Michigan / Portage, Michigan**Major League Service:** 1 year**Obtained:** Selected in the 20th round of the 2018 First-Year Player Draft**Contract Status:** First year of a one-year contract through 2025
 [Updated Stats](#)
CAREER HIGHLIGHTS

Was the A's 20th round selection in the 2018 First-Year Player Draft and made his Major League debut in 2024, batting .220 with seven home runs and 34 RBI in 133 games...added 47 walks and was hit by a pitch seven times for a .311 on-base percentage...is a .263 hitter with 29 home runs and 176 RBI in 470 games over six seasons in the minors...also has 230 walks and has been hit by a pitch 76 times for a .374 on-base percentage...has 136 stolen bases...has played every position except pitcher and catcher...has 140 games at shortstop, 94 at second base, 90 in center field, 53 at third base, 49 in left field, 27 in right field and 14 at first base...was named an A's Organizational All-Star by MiLB.com in 2021.

2024 HIGHLIGHTS

- Spent the first week of the season at Triple-A Las Vegas, was selected by Oakland on April 11 and spent the remainder of the season with the A's...batted .220 with seven home runs and 34 RBI in 133 games in his Major League debut.
- Added 47 walks and was hit by a pitch seven times for a .311 on-base percentage.
- Ranked fourth among American League rookies in stolen bases (14), tied for fourth in walks and hit by pitches, sixth in runs (55) and tied for eighth in hits (87)...also ranked fourth in most strikeouts (119).
- Led the A's in hit by pitches and sacrifice hits (5)...tied for 14th in the majors in sacrifice hits.
- Was 14-for-15 (93.3%) in stolen base attempts.
- Hit .235 (72-for-306) with a .642 OPS against right-handed pitchers compared to .167 (15-for-90) with a .540 OPS against left-handers.
- Batted .198 with runners in scoring position.
- Hit .125 over his first 15-games through May 1, .279 over a 67-game stretch from May 3 to July 26 and .150 over his final 51 contests beginning July 27.
- Started games at five different positions, including a team-leading 87 at shortstop...had 22 starts at third base, six at second base, three in left field and one in center field...also made one appearance in right field.
- Committed 12 errors as a shortstop (.964 fielding percentage) and three as a second baseman (.941).
- Made a team-leading 78 starts batting ninth.
- Went 4-for-23 (.174) with five walks in six games with Las Vegas.
- Made two starts in center field and one each at second base, shortstop, left field and right field.
- **DAY-BY-DAY:** Began the season at Las Vegas and hit safely in his first two games (3-for-6) before going 1-for-17 over his next four contests...was selected by Oakland on April 11 when Brent Rooker went on the injured list and ended up spending the rest of the season with the A's...made his ML debut on April 12 against Washington as a pinch runner in the 10th inning...scored the winning run in the A's 2-1 victory...made his first start the next day against the Nationals and went 0-for-3 with two strikeouts...started the game in center field but moved to third base in the seventh inning to become the first Athletic to play those two positions in the same game since Scott Brosius on Sept. 28, 1995...went 0-for-5 over his first five games...then collected his first ML hit on April 20 at Cleveland, a fifth inning solo home run off Logan Allen...later walked and also stole his first base...finished April with a .125 bat-

ting average in 14 games...then went 19-for-60 (.317) over an 18-game stretch from May 3 to 23...drew a career-high three walks May 7 against Texas (also June 19 vs. Kansas City and Aug. 11 at Toronto)...started both games of the doubleheader against the Rangers the next day at shortstop to begin a stretch that ran through Aug. 25 where he started 87 of the A's 94 games at short...also had one start at third base over that stretch...was selected as the winner of the Play of the Week Award May 13 for his diving catch of an Andrew Knizner line drive on May 8 against Texas...had his first career four-hit game on June 1 at Atlanta when he went 4-for-4 with a career-high three runs scored...also scored three runs on July 14 at Philadelphia and July 19 vs. Los Angeles (AL)...went 3-for-34 (.088) over a 10-game stretch from June 12 to 25...was 0-for-4 with a career-high four strikeouts June 12 at San Diego...also fanned four times on Sept. 15 at Chicago (AL)...had a career-high seven-game hitting streak from July 5 to 12 (9-for-23, .391)...drove in a career-high four runs in a 3-for-4 performance against Los Angeles (AL) on July 19...had his best month in July when he hit .308 with three home runs, 11 RBI, six stolen bases and a .849 OPS in 24 games...tied for 10th in the majors in runs scored in the month (19)...then batted .169 in August and .162 in September...had a career-high 0-for-16 streak from August 10 to 17...had one of two two-steal games by an Athletic in 2024 on Sept. 11 at Houston.

CAREER

2023—Began the season at Double-A Midland and hit .269 in 13 games before he was moved up to Triple-A Las Vegas on April 24...spent the remainder of the season with the Aviators and hit .277 in 103 games...combined for a .276 batting average, 10 home runs, 51 RBI, 23 stolen bases and an .832 OPS in 116 games...added 73 walks and was hit by a pitch 15 times to fuel a .402 on-base percentage...had minor league career highs in batting, slugging (.430), OPS, runs (97), triples (6), home runs, RBI, walks and strikeouts (106)...tied for second in the Pacific Coast League in hit by pitches (14) and ranked seventh in on-base percentage (.402)...led the A's farm system in runs scored and walks, ranked second in on-base percentage, tied for second in hit by pitches, tied for third in triples (6), seventh in OPS, eighth in stolen bases, ninth in slugging (.430) and 10th in batting and hits (111)...batted .289 with a .918 OPS against left-handed pitchers compared to .270 with a .795 OPS against right-handers...hit nine of his 10 home runs off righties... had a .302 batting average with runners on base...hit .304 in 17 day games...slugged all 10 of his home runs at night...was 16-for-31 (.516) with seven hit by pitches (.605 on-base percentage) on an 0-0 count...started games at seven different positions (39 in center field, 33 in left field, 11 in right field, 10 at shortstop, eight at third base, six at second base and one at designated hitter)... it was the third time in his career he started games at seven different positions and he started games at at least five different positions in his first five seasons as a professional...committed six errors, four of which came as a center fielder...also had one at third base in one in right field... had five outfield assists...made starts in every spot in the batting order except cleanup...hit .277 with a .405 on-base percentage in 40 starts in the leadoff spot...opened the year at Midland and was promoted to Las Vegas on April 24...went 3-for-4 on May 9 against Albuquerque and 4-for-4 the next day against the Isotopes...was 18-for-47 (.383) with 17 runs scored and a .456 on-base percentage over a 13-game span from May 17 to June 3...hit .321 in 23 games in May and then batted .311 with a .482 on-base percentage in 21 games in June...batted .239 in July but had a .396 on-base percentage...reached base safely at least twice in 10 consecutive games from Aug. 5-17...went 12-for-30 (.400) with 14 runs, eight walks and four hit by pitches (.571 on-base percentage) over that span...had a grand slam and matched his career high with four RBI on Aug. 13 against Sacramento...stole a season-high three bases Aug. 17 at Reno...it was his fourth career game with three or more steals.

2022—Spent most of the season at Double-A Midland where he batted .290 with eight home runs, 39 RBI, 23 stolen bases and a .418 on-base percentage in 79 games...also hit .143 in 11 games with Triple-A Las Vegas and combined for a .274 batting average, .403 on-base percentage, nine home runs, 41 RBI and 24 stolen bases in 90 games overall...his on-base percentage is a minor league career high...ranked second in the Texas League in hit by pitches (17)...ranked second in the A's farm system in on-base percentage and hit by pitches (17), third in stolen bases, tied for fourth in walks (56), tied for fifth in OPS (.825) and runs (67) and sixth in batting... hit .306 with an .863 OPS against left-handed hitters compared to .263 with an .811 OPS against right-handers...all nine of his home runs came with runners on base and in night games...batted

.317 in April, .333 in May and .349 in June...started games at seven different positions (34 in center field, 32 at second base, 10 at shortstop, seven in left field, three at designated hitter, two in right field and one at third base)...made five errors as a second baseman (.967 fielding percentage), three as a shortstop (.919) and one each in left field and center field...made 79 starts batting leadoff and hit .286 with a .416 on-base percentage and 22 stolen bases in those games...began the season at Midland and reached base safely in 29 of his first 30 games, batting .381 with a .490 on-base percentage...went 5-for-6 with two home runs and four RBI on April 23 at Wichita...it was his first career five-hit game, his first two-homer game and his second four-RBI game...his second five-hit game came two weeks later on May 6 at Amarillo and his second two-homer game and third four-RBI contest was on June 3 at Amarillo...had a season-high 10-game hitting streak from April 29-May 10 (22-for-39, .564)...stole the 100th base of his minor league career on May 10 against Corpus Christi...reached base safely in 19 consecutive games from June 3 to July 7...hit .359 with a .523 on-base percentage and 1.195 OPS over that span...was on the Covid-19 injured list during the streak from June 23 to July 1...was hitting .315 with seven home runs, 34 RBI, 22 stolen bases and a .930 OPS in 65 games with the RockHounds before he was moved up to Las Vegas on July 11...hit (.143) in 11 games before returning to Midland on Aug. 3...was on the injured list from Aug. 13 to Sept. 2 with a strained left quadriceps.

2021—Played at three different levels in the A's farm system and batted a combined .271 with seven home runs and 42 RBI in 119 games with High-A Lansing, Double-A Midland Triple-A Las Vegas...was successful in 52-of-57 (91.2%) stolen base attempts...added 53 walks and was hit by a pitch 21 times for a .372 on-base percentage...had minor league career highs in stolen bases, hits (121), hit by pitches, at bats (446) and games played...led the A's farm system in runs (83), hits, doubles (25), stolen bases and hit by pitches and ranked fourth in on-base percentage and walks...batted .344 with an .877 OPS against left-handed pitchers, .253 with six of his seven home runs and a .731 OPS against right-handers...hit .325 with runners on base...four of his seven home runs gave his teams the lead...started games at six different positions (53 at shortstop, 43 at second base, 12 in center field, five in right field and one each in left field and at designated hitter)...made 11 errors as a shortstop (.941 fielding percentage) and five as a second baseman (.976)...made 78 starts in the leadoff spot and batted .306 with a .398 on-base percentage and 40 stolen bases in those games...was named an A's Organizational All-Star by MiLB.com...began the season at Lansing...had a 24-game reaching base streak from May 8 to June 6 and hit .284 with a .409 on-base percentage over that span...had his first career four-RBI game May 25 against Great Lakes...was successful in 20 consecutive stolen bases attempts from May 31 to July 10...hit .284 in May but had 11 walks and eight hit by pitches for a .426 on-base percentage...stole a career high five bases on June 15 against Great Lakes...was a perfect 16-for-16 in stolen bases attempts in 23 games in June...was promoted to Midland on July 13 and hit .320 with two home runs, 21 RBI and 17 stolen bases in 57 games in his Double-A debut...reached base safely in a career-high 29 consecutive games from Aug. 4-Sept. 7...hit .402 with a .471 on-base percentage over that span...had his second five-steal game of the season and his career on Aug. 4 at Wichita...had a career-high 12-game hitting streak from Aug. 10-24 (26-for-52, .500) and hit safely in 23 of 24 games from Aug. 10 to Sept. 8 (43-for-104, .413)...batted .402 in 25 games in August...was moved up to Las Vegas on Sept. 20.

2020—Did not play as the minor league season was cancelled due to the pandemic.

2019—Spent his first full professional season at Single-A Beloit and batted .256 with three home runs and 35 RBI in 94 games...had a minor league career-high 29 doubles...ranked fourth in the Midwest League in doubles and tied for sixth in stolen bases (25)...ranked second in the A's farm system in stolen bases, tied for second in hit by pitches (14) and tied for fifth in doubles...batted .295 with a .809 OPS against left-handed hitters compared to .247 with all three of his home runs and a .691 OPS against right-handers...started games at seven different positions (47 at shortstop, 23 at third base, 14 at first base, three at designated hitter, two each at second base and left field and one in right field)...went 4-for-4 with a career-high three doubles on May 22 against Clinton...hit .400 in 13 games in May...hit his first professional home run July 6 at Wisconsin.

2018—Made his professional debut with Short-Season Vermont and batted .195 with a double and six RBI in 45 games...was successful in 11-of-12 (91.7%) stolen base attempts...hit .228 against right-handed pitchers and was 1-for-22 (.045) against left-handers...started games at five different positions (16 at third base, 11 at shortstop, four in right field, three at second base, one in left field)...went 0-for-1 in his debut on June 21 against Hudson Valley and recorded his first hit and stolen base on June 24 at Aberdeen.

PERSONAL/MISCELLANEOUS

Maxwell Carter Schuemann was originally signed by A's scout Rich Sparks...graduated from Portage Northern High School...played three seasons at Eastern Michigan University where he earned Second Team All-MAC honors as a junior in 2018.

LIFETIME PLAYING RECORD

Year	Club	AVG.	G	AB	R	H	2B	3B	HR	RBI	SH	SF	HP	BB	SO	SB	CS	OBP	SLG	E
2018	Vermont	.195	45	123	19	24	1	0	0	6	0	2	9	13	31	11	1	.313	.203	7
2019	Beloit	.256	94	340	57	87	29	1	3	35	2	2	14	30	75	25	11	.339	.374	14
2020																				
2021	Lansing	.224	54	201	43	45	11	1	5	20	1	2	14	25	50	34	2	.347	.363	10
	Midland	.320	57	219	38	70	13	1	2	21	0	2	7	23	46	17	3	.398	.416	6
	Las Vegas	.231	8	26	2	6	1	1	0	1	0	0	0	5	7	1	0	.355	.346	0
2022	Midland	.290	79	290	62	84	13	3	8	39	6	4	17	50	84	23	5	.418	.438	9
	Las Vegas	.143	11	35	5	5	2	0	1	2	0	0	6	16	1	1	1	.268	.286	1
2023	Midland	.269	13	52	9	14	2	2	1	8	0	1	1	11	19	3	0	.400	.442	0
	Las Vegas	.277	103	350	88	97	18	4	9	43	3	4	14	62	87	20	9	.402	.429	6
2024	Las Vegas	.174	6	23	2	4	0	0	0	1	0	1	0	5	8	1	0	.310	.174	1
	OAKLAND	.220	133	396	55	87	14	0	7	34	5	4	7	47	119	14	1	.311	.308	15
	Major League Totals	.220	133	396	55	87	14	0	7	34	5	4	7	47	119	14	1	.311	.308	15
	Minor League Totals	.263	470	1659	325	436	90	13	29	176	12	18	76	230	423	136	32	.374	.385	54

CAREER TRANSACTIONS

2018 — Selected by the Oakland Athletics organization in the 20th round of the First-Year Player Draft.

SCHUEMANN'S CAREER BESTS

Hits: 4, June 1, 2024 at Atlanta

Home Runs: 1 (seven times), last: August 27, 2024 at Cincinnati

Runs Batted In: 4, July 19, 2024 vs. Los Angeles (AL)

Stolen Bases: 2, September 11, 2024 at Houston

Hitting Streak: 7, July 5 to 12, 2024

Hitless Streak (At Bats): 16, August 10 to 17, 2024

Game Ending RBI: None

Grand Slams: None

Pinch-Hit Home Runs: None

Inside-The-Park Home Runs: None

Lead Off Home Runs: None

**LEFT-HANDED PITCHER****Height/Weight:** 5-11 / 180**Bats/Throws:** Right / Left**Birthdate:** February 19, 1996**Opening Day Age:** 29**Birthplace/Resides:** Sumter, South Carolina / Mount Pleasant, South Carolina**Major League Service:** 2 years, 81 days**Obtained:** Acquired from the New York Yankees with Cooper Bowman, Luis Medina and Ken Waldichuk for Frankie Montas and Lou Trivino, August 1, 2022**Contract Status:** First year of a one-year contract through 2025[Updated Stats](#)**CAREER HIGHLIGHTS**

Made his Major League debut in 2022 and is 22-30 with a 4.36 ERA in 81 games, including 75 starts, in three seasons with the Yankees (2022) and A's (2022-24)...has essentially not missed a start since he was called up by the A's on Aug. 10, 2022...the one exception was a 6.0-inning appearance in relief of an opener in his final outing of 2022...was originally selected by Seattle in the 11th round of the 2017 draft, was traded to the Yankees on Nov. 18, 2017 and then dealt to the A's on Aug. 1, 2022...was 17-14 with a 2.84 ERA in 78 games, including 44 starts, in five seasons in the minors...was tabbed a Mariners Organization All-Star by MiLB.com in 2017.

2024 HIGHLIGHTS

- For the second consecutive season, he was the only A's pitcher to not miss a start...was 11-13 with a 4.38 ERA and .751 opponents OPS in 32 starts.
- The 11 wins were a career high as they matched his two-year career total entering the season...is the only A's 10-game winner over the last three seasons.
- Also had career highs in innings pitched (180.2), hits (172), runs (93) and earned runs (88) and matched his high in starts...his .311 opponents on-base percentage was the lowest of his career as were his 2.44 walks per nine innings.
- Tied for ninth in the majors in games started and ranked 20th in innings pitched...was seventh in most hit batters (14), tied for seventh in most losses and earned runs, tied for ninth in most runs and tied for 10th in most home runs (28).
- Did not have a wild pitch and his 180.2 innings pitched were the most in the majors and third most in Oakland history among pitchers with no wild pitches...they were the most since Steve McCatty had 185.2 in 1981.
- Among the 59 pitchers in the majors who qualified for the ERA title, he had the eighth highest opponents slugging percentage (.439) and ninth highest ERA and OPS...averaged the fifth fewest strikeouts per nine innings (6.82).
- Led the A's in wins, strikeouts (137), games started, innings pitched, losses, hits, runs, earned runs, home runs, hit batters and walks (49)...his 14 hit batters were second most in Oakland history to the record of 16, which he set in 2023.
- Made 32 starts in 2023 and is the first Athletic to make 32 starts in back-to-back seasons since Gio Gonzalez in 2010-11.
- Yielded 34 home runs in 2023 and his 62 home runs the last two seasons are the most by an A's pitcher over a two-year stretch since Catfish Hunter had 64 from 1973-74.
- Had 14 losses in 2023 and joins Cole Irvin (2021-22) as the only A's pitchers with 13 or more losses in consecutive seasons over the last 44 years.
- Went 4-7 with a 5.00 ERA and .783 opponents OPS over his first 17 starts through the end of June...then combined for a 7-2 record, a 3.06 ERA and .689 opponents OPS in 10 starts in July and August...the seven wins tied for the most in the majors over those two months...finished the season by going 0-4 with a 5.28 ERA and .773 opponents OPS in five starts in September.
- Had a .251 opponents batting average, which broke down to .220 (31-for-141) with a .648 OPS against left-handed hitters compared to .259 (141-for-544) with a .777 OPS against right-handers...issued 44 of his 49 walks to righties.

- Yielded 21 of his 28 home runs with the bases empty...opponents hit .288 with runners in scoring position but were 0-for-7 with the bases loaded...opponents are now 2-for-24 (.083) with a walk, a hit by pitch and seven strikeouts with the bases full in his career.
- Compiled a 1-7 record, a 7.57 ERA and .949 opponents OPS in 10 starts on four days rest... was 10-6 with a 3.09 ERA and .658 OPS in 22 starts on five days rest or more...tied for eighth in the majors in wins on five days rest or more and tied for the most losses on four days rest...is now 3-13 with a 6.14 ERA and .886 OPS in 23 career appearances on four days rest.
- Was 6-5 with a 3.38 ERA in 16 starts at night compared to 5-8 with a 5.46 ERA in 16 starts during the day...tied for the most starts during the day in the majors
- Had 13 of his 14 hit batters at home...13 came in day games.
- Went 1-5 with an 8.35 ERA in seven starts against American League Central teams and is now 1-9 with a 6.50 ERA in 15 career appearances against the Central.
- Held the opponents three hitter in the order to a .195 batting average.
- Tossed fewer than seven innings in 26 of his 32 starts and his season high was 7.2...has logged fewer than eight innings in each of his 75 career starts, including 73 with the A's... the streak of 73 consecutive starts of fewer than eight innings is the longest in Athletics history.
- **DAY-BY-DAY:** Snapped a career-high tying four-game losing streak dating back to 2023 in his third start of the season when he combined with Adams, Erceg and Miller on a one-hit shutout in a 1-0 win at Texas on April 11...took a no-hitter into the seventh inning before allowing a one-out single to Garcia...had a 6.87 ERA during the losing streak, which spanned four starts from Sept. 18, 2023 to March 30, 2024...left his next start on April 16 against St. Louis with a 2-1 lead but Jiménez blew the save and the A's lost 3-2...it was the first of two times the pen blew the save in one of his starts (Sept. 10 at Houston)...combined with Erceg and Miller on a three-hit shutout in the A's 2-0 win at New York (AL) on April 22...tossed 6.0 innings and allowed all three of the hits...had a no decision as all the A's runs came on a Zack Gelof home run in the ninth inning...matched his career high in home runs (3) in a 7-0 loss at Baltimore on April 27...went 1-1 with a 3.68 ERA and .192 opponents batting average in five starts in April... won back-to-back starts on May 3 vs. Miami and May 8 vs. Texas...then matched his career highs with three home runs and nine hits and issued a season-high four walks in a 6-2 loss in the day game of the day/night doubleheader at Minnesota on June 16...tied the Oakland record for most hit batters in a game with three on June 22 against Minnesota (14th time, previous: Cole Irvin at Texas, July 9, 2021)...allowed a career-high eight runs in that start and had the shortest start of his career (1.1 ip)...matched his career high with nine hits...become the 10th pitcher in Oakland history to allow eight or more runs in 1.1 innings or fewer, the first since Mike Fiers, who allowed nine in 1.0 innings on Sept. 9, 2019 at Houston...went 0-3 with a 7.94 ERA, .344 opponents batting average and 1.012 OPS in five starts in June...had the third highest June ERA in Oakland history among pitchers with 20 or more innings behind Rick Langford (9.58 in 1979) and Jesse Hahn (9.00 in 2017)...then went 4-1 with a 3.07 ERA (10 er in 29.1 ip) in five starts in July...struck out 30 and walked just four in 29.1 innings...tied for the most wins in the majors in July and it was the first four-win month of his career...is the first A's pitcher to win four games in a month since Cole Irvin in July of 2022...snapped his career-high tying four-game losing streak when he combined with Bido, Adams, Erceg and Ferguson on a four-hit shutout in the A's 5-0 win over Los Angeles (AL) on July 4....tossed 5.0 innings and 95 pitches and yielded two of the hits...compiled a 7.99 ERA and .347 opponents batting average during the losing streak, which spanned five starts from May 31 to June 22...won three consecutive starts from July 4-19 (1.65 ERA)...logged a career-high 114 pitches in 5.2 innings in a 5-2 win at Boston on July 10...allowed a career-high tying nine hits in 5.2 innings on July 19 against Los Angeles (AL) but did not walk a batter and surrendered just three runs in a 13-3 win...matched his career highs with eight runs and nine hits in an 8-1 loss to Houston on July 24...won three consecutive starts again from July 30 to Aug. 11 (1.71 ERA)...struck out a season-high nine batters in a 5-2 win at San Francisco on July 30... logged 7.0 innings in that start to begin a stretch of four consecutive starts of seven innings more, which was the longest by an A's pitcher since Sonny Gray also had a four-game streak from July 22 to Aug. 7, 2015...tossed a career-high 7.2 innings and struck out a season-high tying nine batters in a no decision against San Francisco on Aug. 18...allowed seven runs on a career-high tying nine hits in 3.2 innings in an 11-3 loss to Milwaukee on Aug. 23...charged with the first balk of his career Aug. 30 at Texas...finished August 3-1 with a 3.06 ERA in five starts...then went 0-4 with a 5.28 ERA in five starts in September...the four-game losing

streak matched his career high (sixth time)...it was the second time he lost four games in a month (Aug., 2023)...allowed a career-high tying nine hits for the loss on Sept. 21 against New York (AL) and is now 0-4 with a 6.49 ERA in five career starts against his former team.

CAREER

2023—Was the only pitcher on the A's to spend the entire season in the starting rotation and went 5-14 with a 4.54 ERA and .784 opponents OPS in 32 starts...led the A's in strikeouts (161), innings pitched (172.1), games started, losses, hits (165), earned runs (87), home runs (34) and hit batters (16) and tied for the team lead in wins...set an Oakland record for most hit batters in a season, breaking the previous mark of 13 held by Chris Bassitt (2019) and Barry Zito (2001, 05 and 06)...had the most hit batters by an A's pitcher since 1911 when Cy Morgan had 21 and Jack Coombs had 16...his five wins were the fewest by a team-leader in Athletics history...the previous low was six by Mike Fiers in the pandemic-shortened 2020 season and the fewest in a full season was eight by John Wasdin in 1996....had a .263 winning percentage, which was fourth lowest in Oakland history and the lowest since Steve Karsay went 3-12 (.200) in 1997...had 13 no decisions, which tied for fourth most by a starting pitcher in Athletics history and were second most in 2023 (Waldichuk, 15)...the 34 home tied for fifth most in Oakland history and were second most over the last 36 years (Griffin, 36 in 2013)...joins Curt Young (38 in 1987) as the only two left-handers in Athletics history to allow 30 or more home runs in a season...led the majors in hit batters, had the fourth lowest winning percentage (.263), tied for fourth in most home runs, tied for fifth in losses, tied for 10th in games started and tied for 11th in pickoffs (3)...was one of just 45 pitchers in the majors with enough innings to qualify for the ERA title...among those pitchers, he had the fifth highest opponents OPS (.784) and slugging percentage (.465), eighth highest on-base percentage (.319) and 10th highest ERA...allowed a .249 opponents batting average, which broke down to .232 with a .749 OPS against right-handed hitters compared to .323 with a .937 OPS against left-handers...15 of his 16 hit batters were righties...of the 34 home runs he surrendered, 21 were solo shots...opponents were for 1-for-12 (.083) with six strikeouts with the bases loaded...had a .252 opponents batting average the first time through the order, .253 the second time and .238 after that...was 1-6 with a 3.97 ERA and .706 opponents OPS in 18 starts before the All-Star Break, 4-8 with a 5.33 ERA and .881 OPS in 14 starts after the break...compiled a 2-2 record and a 3.30 ERA in eight interleague starts, a 3-12 record and a 4.97 ERA in 24 starts against American League teams...issued 19 of his 53 walks in the first inning...opponents were 3-for-57 (.053) with 29 strikeouts on an 0-2 count...the A's were 9-23 (.281) in his starting assignments...had a 2.82 ERA in his 13 no decisions...left with the lead and was in position to win in four of his no decisions...walked two batters or fewer in 25 of his 32 starts, including seven starts with no walks and nine with just one...yielded six hits or fewer in 18 consecutive starts from April 10 to July 16, which was the third longest such streak by a starting pitcher in Oakland history...fell two short of the record of 20 by Trevor Cahill (May 5-Aug. 14, 2010) and Tim Lincecum (June 23, 1978-Aug. 31, 1983)...struck out a career-high 11 batters in 6.0 innings on April 21 at Texas but had a no decision in the A's 5-4 win...finished April with an 0-2 record, a 6.23 ERA and .846 opponents OPS in five starts...then went 0-1 with a 2.94 ERA and .669 opponents OPS in six starts in May...tossed 6.0 scoreless innings on May 3 against Seattle but had a no decision in the A's 7-2 10-inning loss...left with a 2-0 lead but the pen allowed one run in the seventh and one in the ninth for the blown save...it was the first of four times he left with the lead and was in position to get the win only to have the bullpen blow the save (May 25 at Seattle, July 9 at Boston, July 16 vs. Minnesota)...lost to New York (AL) on May 8 to extend his losing streak to a career-high four games dating back to Sept. 25, 2022...posted a 5.55 ERA and .782 opponents OPS over that stretch, which spanned nine games, including eight starts...had a no decision in an 11-3 loss to Texas on May 14 to start a stretch of five consecutive no decisions from May 14 to June 5...compiled a 2.33 ERA and .609 opponents OPS during the streak, which fell one short of the Oakland record for consecutive starts without a decision...issued a career-high five walks (5) at Pittsburgh on June 5...snapped his career-high four-game losing streak in the A's 8-6 win at Milwaukee on June 11...it was his first win since Sept. 20, 2022 against Seattle...then went 0-4 with a 4.25 ERA and .690 opponents OPS over his next seven starts from June 16 to July 21...had tossed six innings or fewer in each of the first 24 starts of his career before logging 7.0 innings in back-to-back starts on June 16 vs. Philadelphia and June 22 at Cleveland, both losses...retired the final 10 batters he faced against the Phillies and the first 11 against the Guardians for a streak of 21 consecutive batters retired...snapped his career-high tying four-game losing streak

in the A's 8-5 win at Colorado on July 28...then had another four-game losing streak from Aug. 3 to 26...compiled an 8.25 ERA and 1.120 opponents OPS during the streak, which spanned five starts...went 0-4 with an 8.25 ERA and 1.120 opponents OPS in five starts in August...the losses tied for second in the majors and matched the most by an Athletic in August over the last 54 years...based on a minimum of 20 innings, he had the second highest August OPS in Athletics history (Troy Herriage, 1.186 in 1956)...had two wins through the end of August and allowed six or more home runs in each of the first five months of the season...then went 3-2 with a 2.93 ERA in five starts in September and surrendered just one home run in 27.2 innings...tied for fifth in the majors in wins in September...logged 6.0 scoreless innings on Sept. 1 in a 9-2 win over Los Angeles (AL)...it snapped his career-high tying four-game losing streak and it also snapped a six-game home losing streak dating back to 2022...it was his first win in the Coliseum since Sept. 20, 2022 against Seattle...it was his first win of 2023 against an American League team and snapped a nine-game losing streak against AL competition, which is the longest by an A's pitcher against the AL since the start of interleague play in 1997...it began a three-start winning streak through Sept. 12 (1.59 ERA), which was the longest winning streak by an Athletic in 2023.

2022—Pitched for four different teams in two organizations and made his Major League debut, combining for a 6-3 record, a 3.86 ERA and .716 opponents OPS in 17 games, including 11 starts...was on the Yankees Opening Day roster and went 3-0 with a 2.05 ERA in seven games, including two starts, over five stints...was traded to the A's with three other players for Frankie Montas and Lou Trivino on Aug. 1...made one start for Triple-A Las Vegas before reporting to Oakland on Aug. 10 and was 3-3 with a 4.69 ERA in 10 games, including nine starts, with the A's...his six wins ranked sixth among American League rookies...his 3.86 ERA was fifth lowest among AL rookies with 70 or more innings pitched...combined for a .256 opponents batting average, which broke down to .254 with a .723 OPS against right-handed hitters compared to .265 with a .684 OPS against left-handers...yielded 17 of his 20 extra base hits to righties, including all eight of his home runs...opponents hit .256 with the bases empty, .255 with runners on...was 5-3 with a 4.27 ERA and .776 opponents OPS in his 11 starts compared to 1-0 with a 2.60 ERA and .501 OPS in six relief appearances...was 4-0 with a 2.31 ERA and .585 opponents OPS in eight games against AL West teams, 2-3 with a 5.81 ERA and .858 OPS in nine games against all other teams...had a 1.64 ERA in the first inning...allowed three hits or fewer in 10 of his 17 appearances and two runs or fewer 13 times...was 1-1 with a 1.67 ERA in 11 games, including nine starts, with Triple-A Scranton/Wilkes-Barre and allowed one run in 4.2 innings for a no decision in his only start with Las Vegas...combined with both clubs to go 1-1 with a 1.70 ERA and .438 opponents OPS in 12 games, including 10 starts...struck out 60 batters in 47.2 innings (11.33 per nine innings) and walked just seven (1.32 per nine innings) for a strikeout-to-walk ratio of 8.57...yielded just three home runs...had the lowest opponents OPS among Triple-A pitchers with 40 or more innings pitched and the second lowest ERA and on-base percentage (.200)...his opponents batting average broke down to .143 with a .297 OPS against left-handed hitters compared to .179 with a .551 OPS against right-handers...opponents hit .162 with runners in scoring position...yielded a .117 batting average with two strikes...had just two decisions as he tossed fewer than five innings in 10 of his 12 outings...allowed four hits or fewer in each of his 12 appearances and yielded one run or fewer nine times...did not walk more than one batter in an outing...surrendered all three of his home runs in one start...was on the Yankees Opening Day roster and made his Major League debut on April 13 against Toronto (1.0 ip, 1 so)...retired the side in order in the ninth, fanning George Springer for his first career strikeout...was credited with his first ML win on April 16 at Baltimore when he relieved Taillon with two outs in the fifth and the Yankees leading 4-2 (1.0 ip, 2 h, 1 bb, 1 so)...was optioned to Triple-A Scranton/Wilkes-Barre following the game...tossed 5.2 innings scoreless innings on May 15 against Syracuse for his only Triple-A win...was 1-0 with a 0.83 ERA and .147 opponents batting average in six games, four starts, when he was recalled by New York on May 25...made his first Major League start that day against Baltimore and combined with four relievers on a five-hit shutout in the Yankees 2-0 win...tossed 5.0 innings while allowing three of the hits and was sent back to Triple-A following the game...was 0-1 with a 3.06 ERA in four starts during his second stint with the RailRaiders when the Yankees called on June 28...logged 5.2 scoreless innings in a start and win in the Yankees 2-1 victory over Oakland that day and became just the third pitcher in Yankees history to toss at least 5.0 scoreless innings in each of his first two ML starts, joining Luis Gil (2021) and Slow Joe Doyle (1906)...was sent back to the minors following the game but did not pitch before he was recalled for his fourth

stint on July 3...faced Cleveland on July 3 and tossed a scoreless sixth and seventh inning to extend his career-opening scoreless streak to 14.2 innings...the streak ended in the eighth inning when he exited the game with a runner on, who eventually scored...pitched 3.2 innings of relief on July 13 vs. Cincinnati and was optioned following the game...once again, did not pitch before he was recalled as the 27th man for the July 21 doubleheader against Houston...pitched in relief in the second game (3.0 ip, 1 h, 2 r, 2 er, 1 so) and was sent back to Scranton/Wilkes-Barre following the game...made his final appearance in the Yankees organization on July 27 at Rochester and tossed 3.2 scoreless innings...was traded to Oakland on Aug. 1 with Cooper Bowman, Luis Medina and Ken Waldichuk for Frankie Montas and Lou Trivino...made his only start with Las Vegas Aug. 3 against Reno...was recalled by Oakland on Aug. 10 and spent the remainder of the season with the A's...tossed 5.0 scoreless innings Aug. 16 at Texas for his first win as an Athletic...extended his career-opening winning streak to five games in a 5-3 win over Seattle on Aug. 21...that made him 5-0 with a 1.93 ERA and .555 opponents OPS over his first 10 career appearances, including five starts...then faced his former team, the Yankees, in his next start on Aug. 26 and was tagged with the first loss of his career in a 3-2 decision in Oakland...that began a season-ending stretch where he went 1-3 with a 6.06 ERA and .874 OPS over his final seven games, including six starts...finished August 2-1 with a 2.53 and .744 opponents OPS in four starts...tossed 6.0 scoreless innings in his final start at Seattle on Oct. 1 but had a no decision in the A's 5-1 loss.

2021—Went 10-2 with one save and a 3.46 ERA in 25 games, including 18 starts, between Double-A Somerset and Triple-A Scranton/Wilkes-Barre in 2021...tied for second among Yankees farmhands in wins, ranked third in strikeouts (136) and sixth in ERA (min. 100.0 ip)...began the season with Double-A Somerset, going 3-2 with one save and a 4.09 ERA in 15 games, eight starts...was named the Double-A Northeast Pitcher of the Week for the week of May 31-June 6 after going 1-0 with a 0.00 ERA (6.0 ip, 3 h, 1 r, 0 er, 1 bb, 10 so) in two games, one start...was promoted to Triple-A Scranton/Wilkes-Barre on Aug. 3 and went 7-0 with a 2.87 ERA in 10 starts.

2020—Did not pitch due to the Covid-19 pandemic.

2019—Made 13 appearances, including six starts, with Single-A Tampa, going 4-4 with one save and a 4.07 ERA...struck out 45 and walked 16 in 48.2 innings...surrendered just three home runs.

2018—Spent the entire season with Single-A Charleston, going 1-5 with a 2.67 ERA in 11 games, including 10 starts...struck out 54 batters in 54.0 innings and walked just 11.

2017—In his professional debut, combined with Short-Season Everett and Single-A Clinton for a 1-2 record, three saves and a 0.65 ERA in 17 relief appearances...struck out 51 in 27.2 innings, an average of 16.59 strikeouts per nine innings...did not allow a home run...was tabbed a Mariners Organization All-Star by MiLB.com.

PERSONAL/MISCELLANEOUS

John Patrick Sears Jr....is married, Aileen...graduated from Wilson Hall HS (S.C.) in 2014...was named the 2014 SCISA Class 3A Player of the Year...also starred as a defensive back on Wilson Hall's 2013 SCISA Class 3A State Championship football team...attended The Citadel where he was 17-15 with a 3.98 ERA in 46 career appearances, 42 starts, in three seasons...struck out 317 in 253.0 innings...was named the Southern Conference Pitcher of the Year in 2017 and also earned All-America honors from Collegiate Baseball (second team), Baseball America (third team), the ABCA (third team), the NCBWA (third team) and D1Baseball.com (third team)...tied a school record with 20 strikeouts in a two-hit shutout on March 24, 2017 vs. VMI.

LIFETIME PITCHING RECORD

Year	Club	W	L	ERA	G	GS	CG	SHO	SV	IP	H	R	ER	HR	HB	BB	IBB	SO	WP	BK
2017	Everett	1	1	1.69	7	0	0	0	0	10.2	6	4	2	0	1	3	0	22	1	0
	Clinton	0	1	0.00	10	0	0	0	3	17.0	7	2	0	0	1	9	1	29	0	0
2018	Charleston	1	5	2.67	11	10	0	0	0	54.0	38	19	16	7	5	11	0	54	0	1
2019	Tampa	4	4	4.07	13	6	0	0	1	48.2	41	23	22	3	11	16	0	45	1	0
2020	(Minor League Season Cancelled — Did Not Pitch)																			
2021	Somerset	3	2	4.09	15	8	0	0	1	50.2	45	24	23	6	4	18	0	71	1	1
	Scranton/Wilkes-Barre	7	0	2.87	10	10	0	0	0	53.1	41	19	17	5	0	11	0	65	2	0
2022	Scranton/Wilkes-Barre	1	1	1.67	11	9	0	0	0	43.0	24	12	8	3	1	7	0	55	1	0
	NEW YORK (AL)	3	0	2.05	7	2	0	0	0	22.0	14	5	5	1	1	5	0	15	0	0
	Las Vegas	0	0	1.93	1	1	0	0	0	4.2	4	1	1	0	0	0	0	5	0	0
	OAKLAND	3	3	4.69	10	9	0	0	0	48.0	53	26	25	7	1	18	1	36	0	0
2023	OAKLAND	5	14	4.54	32	32	0	0	0	172.1	165	90	87	34	16	53	2	161	2	0
2024	OAKLAND	11	13	4.38	32	32	0	0	0	180.2	172	93	88	28	14	49	0	137	0	1
Major League Totals		22	30	4.36	81	75	0	0	0	423.0	404	214	205	70	32	125	3	349	2	1
Minor League Totals		17	14	2.84	78	44	0	0	5	282.0	206	104	89	24	23	75	1	346	6	2

2025 ATHLETICS

CAREER TRANSACTIONS

2017 — Selected by the Seattle Mariners organization in the 11th round of the First-Year Player Draft. Traded to the New York Yankees with pitcher Juan Then for pitcher Nick Rumbelow, November 18. **2022** — Traded to the Oakland Athletics with pitcher Luis Medina, minor league pitcher Ken Waldichuk and minor league infielder Cooper Bowman for pitchers Frankie Montas and Lou Trivino, August 1.

SEARS' CAREER BESTS

- Low Hit Complete Game:** None
- Innings Pitched:** 7.2, August 18, 2024 vs. San Francisco
- Strikeouts:** 11, April 21, 2023 at Texas
- Pitches:** 114, July 10, 2024 at Boston
- Longest Winning Streak:** 5, April 16 to August 21, 2022
- Longest Losing Streak:** 4 (six times), last: September 4, 2024 to present
- Longest Scoreless Streak:** 14.2, April 13 to July 3, 2022



RIGHT-HANDED PITCHER

Height/Weight: 6-2 / 218

Bats/Throws: Right / Right

Birthdate: February 20, 1994

Opening Day Age: 31

Birthplace/Resides: Sabana De La Mar, Dominican Republic / Tampa, Florida

Major League Service: 8 years, 170 days

Obtained: Signed as a free agent, December 6, 2024

Contract Status: First year of a two-year contract through 2026 with a player option for 2027

[Updated Stats](#)

CAREER HIGHLIGHTS

Is 65-44 with a 3.81 ERA in 172 games, including 156 starts, in nine seasons in the majors with the Yankees (2015-23) and Mets (2024)...has 949 career strikeouts, which ranks third among Dominican pitchers active in 2024 (Johnny Cueto, 1857; Luis Castillo, 1331)...is a two-time All-Star (2017, 18)...has pitched in the postseason in six of his nine seasons and is 2-5 with a 4.62 ERA in 14 games, including 13 starts...combined to go 33-14 with a 3.18 ERA and 450 strikeouts in 384.2 innings in 63 starts from 2017-18 with New York (AL)...then went 2-1 with a 1.00 ERA in seven games, three starts, from 2019-21...spent most of the 2019 season on the injured list with right shoulder rotator cuff inflammation and had "Tommy John" surgery on Feb. 27, 2020.

2024 HIGHLIGHTS

- Went 11-7 with a 3.91 ERA and .697 opponents OPS in 31 starts in his first season with Mets after spending the first eight years of his career with the Yankees.
- His 31 starts matched the second highest total of his career and were his most since making a career-high 32 starts in 2018...was limited to three starts in 2019 because of a rotator cuff problem, had "Tommy John" surgery which caused him to miss 2020 and most of 2021, and pitched in 19 games in both 2022 and 2023.
- Had career highs in runs (86), earned runs (79), walks (60) and hit batters (11) and matched his high in home runs (23)...averaged a career-low 7.96 strikeouts per nine innings for the second consecutive season...matched his career-best by averaging 15.9 pitches per inning.
- Had 182.0 innings pitched, which ranked 15th in the majors.
- Allowed a .243 opponents batting average, which broke down to .219 (72-for-334) with a .615 opponents OPS against right-handed hitters and .269 (94-for-350) with a .774 OPS against left-handers...surrendered 16 of his 23 home runs to lefties, which tied for sixth most in the majors.
- Yielded 14 of his 23 home runs with the bases empty...opponents were 0-for-4 with the bases loaded...has not allowed a grand slam in his career.
- Had a .192 opponents batting average the first time through the order, .273 the second time and .272 the third time.
- Was 7-2 with a 2.96 ERA in 16 starts at home compared to 4-5 with a 5.00 ERA in 15 starts on the road...had the third highest road ERA in the majors.
- Made 14 of his 31 starts during the day and tied for seventh in the majors in day starts.
- Went 7-3 with a 3.95 ERA in 12 starts on four days rest, 4-4 with a 3.88 ERA in his other 19 starts.
- Compiled a 0.87 ERA in the first inning, which was the lowest first inning ERA in the majors...struck out 38 in 31.0 innings, walked just six and did not allow a home run.
- Was 5-1 with a 3.04 ERA in 11 starts against National League East competition and is now 11-4 with a 2.73 ERA in 21 career appearances, including 20 starts, against the NL East.
- Went 2-2 with a 6.10 ERA in seven interleague starts...was 9-5 with a 3.32 ERA in 24 starts against NL competition.
- Held the opponents five hitter in the batting order to a .195 batting average.
- Committed five errors, which tied for the most in the majors among pitchers...also ranked second among pitchers in assists (30) and fourth in total chances (44)...had career highs in total chances, putouts (9), assists and errors.

- The Mets were 15-16 (.484) in his starting assignments...tossed seven or more innings six times and had just three starts under 5.0 innings.
- **DAY-BY-DAY:** Made his Mets debut with a start on March 30 against Milwaukee and allowed six runs, three earned, on a career-high tying 11 hits in 5.0 innings in a 7-6 loss...also allowed 11 hits on July 23, 2018 at Tampa Bay...then went 2-1 with a 1.80 ERA, .147 opponents batting average and .449 OPS in five starts in April...had the second lowest OPS in the majors in April and the 11th lowest ERA...earned his first win as a Met on April 12 against Kansas City when he allowed one run on one hit and four walks in 5.0 innings in a 6-1 victory...carried a no-hitter into the eighth inning on April 29 vs. Chicago (NL)...ended up yielding just one run on one hit in 8.0 innings but had a no decision in the Mets 3-1 loss...allowed 11 runs in 16.2 innings over a three-start stretch from May 5-18 (5.94 ERA) but had three no decisions...walked a career-high six batters in 5.0 innings and had a no decision in a 7-6 loss at Tampa Bay on May 5...surrendered one run three times over a four-start stretch from May 25 to June 13 and was 2-0 with a 2.39 ERA over that span...struck out a season-high 10 batters and tossed 6.0 scoreless innings for the win on June 23 at Chicago (NL)...it was his 13th career game with 10 or more strikeouts...it was his first of two outings in 2024 where he did not allow a run...surrendered a career-high tying three home runs and allowed a season-high seven runs in a 14-2 loss at Pittsburgh on July 5...lost three consecutive starts from July 31 to Aug. 11 (9.69 ERA), his only losing streak of the season...logged a season-low 3.0 innings and surrendered six runs in an 8-3 loss to Minnesota on July 31...finished 2-2 with a 5.81 ERA in five starts in July...tossed his second career complete game and shutout, a four-hitter in the Mets 4-0 victory over Miami on Aug. 17 (1 bb, 8 so)...logged a Mets season-high 113 pitches...his other complete game came on May 2, 2018 at Houston, a five-hitter...it was the first complete game shutout by a Met since Jacob deGrom on April 23, 2021 against Washington...that began a season-high four-game winning streak through Sept. 19...compiled a 2.64 ERA during the streak, which spanned seven starts...then allowed four runs on seven hits in 4.0 innings for the loss in his final regular season start on Sept. 24 at Atlanta...made three postseason starts for New York and was 1-1 with a 3.24 ERA...started and won Game 1 of the NLWC at Milwaukee on Oct. 1, an 8-4 Mets win...had a no decision in Game 2 of the NLDS at Philadelphia on Oct. 6...was relieved to start the bottom of the seventh with the Mets leading 4-3 in a game they would go on to lose 7-6...also started Game 3 of the NLCS against Los Angeles and allowed two unearned runs on three hits and four walks in 4.2 innings for the loss in an 8-0 decision.

CAREER

2023—Appeared in 19 games (18 starts) for the Yankees, posting a 6.65 ERA...from 2015-22, held a 3.39 ERA and 1.12 WHIP, each the sixth-best mark in the American League (min. 600.0 IP)...his fastball velocity (96.4 mph) ranked in the 88th percentile in the majors.

2022—In 19 starts with the Yankees, went 7-3 with a 3.18 ERA, 30 walks and 112 strikeouts in 102.0 innings...opponents batted .196/.263/.353...the Yankees went 13-6 in his starts, winning each of his first seven starts...held opponents to a .141/.244/.282 slash line with runners in scoring position...made his season debut on April 9 vs. Boston and did not record a decision, allowing two earned runs in 3.0 innings (5 h, 5 so, 1 hr)...it marked his first start since 2019 ALCS Game 3 vs. Houston...struck out Kiké Hernández swinging to lead off the third inning to record his 600th career strikeout...was placed on the 15-day injured list on July 14 with a low grade right lat strain and was transferred to the 60-day injured list on Aug. 1...made three rehab appearances (two starts) with Single-A Tampa, Double-A Somerset and Triple-A Scranton/Wilkes-Barre...was returned from rehab and reinstated on Sept. 21...in his final regular season start on Oct. 3 at Texas, earned his 50th career win after not allowing a hit over 7.0 scoreless innings (1 bb, 7 so)...allowed only one baserunner (1 bb) while facing the minimum.

2021—Went 1-0 in four scoreless relief appearances for the Yankees (6.0 ip, 2 h, 1 bb, 8 so) after missing the first 150 games of the season on the injured list...tossed 11 innings in the Yankee's loss in the American League Wild Card game to the Red Sox...allowed one run.

2020—Spent the season on the 60-day injured list recovering from “Tommy John” surgery performed on Feb. 27, 2020...the surgery was performed by Dr. David Altchek at the Hospital for

Special Surgery in New York...an existing bone chip in his right elbow was removed during the procedure.

2019—Made three starts after coming off the 60-day injured list in September, going 1-1 with a 1.50 ERA...was placed on the 10-day injured list with right shoulder rotator cuff inflammation on March 28 (retroactive to March 25)...was transferred to the 60-day IL on April 25...was reinstated on Sept. 17 after missing the team's first 151 games...made two postseason starts, going 0-1 with a 2.16 ERA...tossed 4.0 scoreless innings in ALDS Game 3 at Minnesota...took the loss in ALCS Game 3 vs. Houston, allowing solo home runs to Jose Altuve in the first and Josh Reddick in the second.

2018—Went 19-8 with a 3.39 ERA, 46 walks and 220 strikeouts in 191.1 innings...ranked seventh among Major League pitchers and fourth among American League pitchers with a 5.7 WAR (FanGraphs)...was named via the Player Ballot to his second career All-Star team (also 2017)...tossed a scoreless second inning (1 h, 2 so) in the AL's 8-6, 10-inning win, allowing a double to Matt Kemp and striking out Bryce Harper and Brandon Crawford...led the Majors in wins before the All-Star Break, going 14-2 with a 2.31 ERA in 20 starts...was the fourth pitcher in Yankees history to record at least 14 wins prior to the All-Star Break, joining Mel Stottlemyre (14-7 in 1969), Whitey Ford (16-2 in 1961) and Lefty Gomez (14-2 in 1934)...ranked third in the Majors (and AL) in wins, behind Tampa Bay's Blake Snell (21-5) and Cleveland's Corey Kluber (20-7)...finished eighth in the AL with 220 strikeouts...ranked fourth in the AL with a 4.78 strikeout-to-walk ratio and seventh with a 10.35 strikeout per nine inning ratio...had five double-digit-strikeout games...tied for sixth in the AL in starts and ranked ninth in ERA...led Major League starters with an average fastball velocity of 97.6 mph...went 9-6 with a 3.99 ERA in 17 road starts, tying for fourth in the AL in road wins...from April 7 to July 26, recorded at least six strikeouts in 23 consecutive road starts, the fifth-longest streak in major league history...made his first career Opening Day start on March 29 at Toronto, allowing just one hit over 5.2 scoreless innings (3 bb, 7 so) to earn the win...his one hit on Opening Day marked the fewest by a Yankees Opening Day starter since at least 1908 (matched by Gerrit Cole in 2020)...at 24 years, 37 days, was the youngest Yankees Opening Day starter since Lefty Gomez (23 years, 138 days) on April 12, 1932 at Philadelphia...was the fifth-youngest pitcher since 1908 to allow one hit-or-fewer in a scoreless Opening Day start...was the youngest since 21-year-old Bob Feller threw a no-hitter for Cleveland on April 16, 1940 at Chicago...in a May 2 win at Houston, tossed his first career complete game and shutout (5 h, 1 bb, 10 so)...in a July 23 loss at Tampa Bay, recorded his 500th career strikeout in the second inning (Willy Adames)...is just the third Yankees pitcher to reach the mark prior to his 25th birthday (also Al Downing and Lefty Gomez...made the start against Oakland in the AL Wild Card Game...allowed only two hits in 4.0 innings of work, allowing four walks and striking out seven as the Yankees defeated the A's, 7-2, in New York.

2017—In his first full major league season, went 14-6 with a 2.98 ERA in 31 starts...pitched the entire season at 23 years old, the seventh-youngest American League pitcher to start a game...finished third in AL Cy Young Award voting behind winner Corey Kluber and runner-up Chris Sale...appeared on 27-of-30 ballots and received 73 points (3 third place votes, 6 fourth place votes, 1 fifth place vote)...ranked third in the AL in ERA and fourth in strikeouts...his 5.6 WAR (FanGraphs) was third among AL pitchers and fourth in the majors...posted the lowest ERA by a qualified Yankee since David Cone (2.82) and Andy Pettitte (2.88) in 1997...recorded the then-highest strikeout-per-nine inning ratio by a qualifying pitcher in Yankees history (10.71)...was named to his first career AL All-Star team via the Player Ballot, but did not pitch in the game...at age 23, was the youngest Yankees All-Star pitcher since Mel Stottlemyre (also 23) in 1965...was the second AL pitcher since 1977 to post a sub-3.00 ERA with at least 225 strikeouts at age-23 or younger, joining Boston's Roger Clemens (2.48 ERA, 238 so, age-23) in his AL MVP and Cy Young winning 1986 season...led the AL with a 2.24 road ERA while going 6-1 in 15 starts...was also the fifth-lowest road ERA in the majors...on June 27 at Chicago (AL), recorded a career-high 12 strikeouts and did not walk a batter over 7.0 innings...made his first four postseason starts, going 1-1 with a 5.63 ERA...made his postseason debut in the AL Wild Card Game vs. Minnesota (ND, 0.1 ip, 3 er)...earned his first postseason win in ALDS Game 4 vs. Cleveland (7.0 ip, 3 er, 9 so).

2016—Went 3-8 with a 5.83 ERA, 25 walks and 66 strikeouts in 22 games, 11 starts, over four stints with the Yankees (April 4-May 30, July 25-Aug. 10, Aug. 12-14 and Sept. 2-Oct. 2)...was on the 15-day injured list from May 14-30 with a right triceps strain...in 13 games, including 12 starts, at Triple-A, went 8-1 with a 3.49 ERA.

2015—In his first Major League season, went 5-3 with a 2.89 ERA in 11 starts...was the fourth pitcher in Yankees history to record at least five wins and post an ERA of 3.00-or-lower in his age-21 season or younger, joining Whitey Ford (1950), Hank Thormahlen (1918) and Ray Keating (1914)...made his Major League debut at 21 years, 166 days old on August 5 vs. Boston and took the loss in the Yankees' 2-1 defeat (5.0 ip, 2 h, 2 r, 1 er, 0 bb, 7 so, 1 hr)...recorded his first career strikeout (Xander Bogaerts)...debuted in the same series as the Red Sox Henry Owens on Aug. 4, 2015, as the two became just the second pair of Yankees and Red Sox pitchers since 1913 to make their MLB debuts as starting pitchers in the same series, joining the Red Sox Jim Bagby (April 18, 1938 vs. New York) and the Yankees Atley Donald (April 21, 1938 at Boston)...earned his first Major League win on Aug. 22 vs. Cleveland (1 er in 6.0 ip)...went 9-2 with a 2.45 ERA with 27 walks and 98 strikeouts in 19 starts between Double-A Trenton and Triple-A Scranton/Wilkes-Barre...after the season, was named to *Baseball America's* 2015 Triple-A Postseason All-Star team...was named an MiLB.com Organization All-Star.

2014—Combined with Single-A Charleston, Single-A Tampa and Double-A Trenton to go 6-5 with a 2.46 ERA in 24 starts...led all Yankees minor leaguers in strikeouts (127)...was tabbed an Organization All-Star by MiLB.com...competed for the World Team in the SiriusXM All-Star Futures Game at Minnesota...following the season, was rated by *Baseball America* as the Yankees top prospect and the No. 35 overall prospect (No. 16 pitcher)...was tabbed by MLB.com as the No. 23 prospect in baseball.

2013—Combined with GCL Yankees 1 and Single-A Charleston to go 4-2 with a 2.45 ERA in 10 appearances (eight starts)...struck out 53 and walked just 10 in 44.0 innings.

2012—Made his professional debut with DSL Yankees 1, going 4-2 with 1.68 ERA in 14 starts.

PERSONAL/MISCELLANEOUS

Luis Severino...is married, Rosmaly, and has four children...he and his wife established the Luis & Rosmaly Severino Foundation in 2018 with the mission of supporting the educational and technological development of teenagers in their communities...also aims to improve the quality of life in those communities through the development of educational projects and social action programs.

LIFETIME PITCHING RECORD

Year	Club	W	L	ERA	G	GS	CG	SHO	SV	IP	H	R	ER	HR	HB	BB	IBB	SO	WP	BK
2012	DSL Yankees	1	4	2.168	14	14	0	0	0	64.1	46	19	12	2	3	17	0	45	3	0
2013	GCL Yankees	1	3	1.137	6	4	0	0	0	26.1	16	5	4	0	2	6	0	32	1	0
	Charleston	1	1	4.08	4	4	0	0	0	17.2	21	9	8	1	0	4	0	21	2	0
2014	Charleston	3	2	2.79	14	14	0	0	0	67.2	62	24	21	2	3	15	1	70	4	0
	Tampa	1	1	1.31	4	4	0	0	0	20.2	11	4	3	0	0	6	0	28	0	0
	Trenton	2	2	2.52	6	6	0	0	0	25.0	20	8	7	1	0	6	0	29	0	1
2015	Trenton	2	2	3.32	8	8	0	0	0	38.0	32	17	14	2	2	10	0	48	1	1
	Scranton/WB	7	0	1.91	11	11	0	0	0	61.1	40	18	13	0	3	17	0	50	3	0
	NEW YORK (AL)	5	3	2.89	11	11	0	0	0	62.1	53	21	20	9	2	22	0	56	2	1
2016	Tampa	0	0	0.00	1	1	0	0	0	3.0	2	0	0	0	0	0	0	2	0	0
	Scranton/WB	8	1	3.49	13	12	0	0	0	77.1	75	31	30	4	2	18	0	78	5	0
	NEW YORK (AL)	3	8	5.83	22	11	0	0	0	71.0	78	48	46	11	3	25	1	66	3	0
2017	NEW YORK (AL)	14	6	2.98	31	31	0	0	0	193.1	150	73	64	21	6	51	0	230	6	0
2018	NEW YORK (AL)	19	8	3.39	32	32	1	1	0	191.1	173	76	72	19	5	46	0	220	8	0
2019	Scranton/WB	0	0	18.00	1	1	0	0	0	1.0	3	2	2	1	0	0	0	2	0	0
	NEW YORK (AL)	1	1	1.50	3	3	0	0	0	12.0	6	2	2	0	1	6	0	17	0	0
2020																				
2021	Tampa	0	0	3.38	1	1	0	0	0	2.2	2	1	1	0	0	1	0	3	0	0
	Hudson Valley	0	0	5.40	1	1	0	0	0	1.2	1	1	1	0	0	1	0	3	0	0
	Somerset	0	0	2.84	2	2	0	0	0	6.1	2	2	2	1	0	1	0	9	0	0
	NEW YORK (AL)	1	0	0.00	4	0	0	0	0	6.0	2	0	0	0	1	1	0	8	0	0
2022	Tampa	1	0	0.00	1	0	0	0	0	2.0	1	0	0	0	0	0	0	3	0	0
	Somerset	0	0	4.50	1	1	0	0	0	4.0	4	2	2	1	0	0	0	4	0	0
	Scranton/WB	0	0	4.15	1	1	0	0	0	4.1	4	2	2	0	0	1	0	6	0	0
	NEW YORK (AL)	7	3	3.18	19	19	0	0	0	102.0	72	37	36	14	4	30	0	112	1	0
2023	Somerset	0	0	5.40	1	1	0	0	0	3.1	6	2	2	0	0	1	0	3	0	0
	Scranton/WB	0	0	2.70	1	1	0	0	0	3.1	2	1	1	1	0	1	0	3	0	0
	NEW YORK (AL)	4	8	6.65	19	18	0	0	0	89.1	113	73	66	23	5	34	1	79	1	3
2024	NEW YORK (NL)	11	7	3.91	31	31	1	1	0	182.0	166	86	79	23	11	60	0	161	6	2
Major League Totals		65	44	3.81	172	156	2	2	0	909.1	813	416	385	120	38	275	2	949	27	6
Minor League Totals		32	12	2.62	91	87	0	0	0	430.0	350	148	125	16	15	105	1	439	19	2

CAREER TRANSACTIONS

2011 — Signed by the New York Yankees as a non-drafted free agent, December 26. **2016** — On the injured list, May 14 to 29; included rehabilitation assignment to Tampa, May 29. **2019** — On the injured list, March 25 to September 16; included rehabilitation assignments to Scranton/Wilkes-Barre, September 1 to 5, and Trenton, September 6 to 12. **2020** — On the injured list, June 28 to October 31. **2021** — On the injured list, February 22 to September 20; included rehabilitation assignments to Tampa (June 6 to 11), Hudson Valley (June 12), Somerset (August 3 to 12) and Scranton/Wilkes-Barre (August 13 to 14). **2022** — On the Covid-19 injured list, June 16. On the injured list, July 14 to September 20; included rehabilitation assignments to Tampa (September 2 to 6), Somerset (September 7 to 14) and Scranton/Wilkes-Barre (September 15 to 20). **2023** — On the injured list, March 27 to May 20; included rehabilitation assignments to Scranton/Wilkes-Barre (May 10 to 15) and Somerset (May 16 to 20). On the injured list, September 9 to October 1. Elected free agency, November 2; signed by the New York Mets, December 1. **2024** — Elected free agency, October 31; signed by the Athletics, December 6.

WILD CARD PITCHING RECORD

Year	Club/Opp.	W	L	ERA	G	GS	CG	SHO	SV	IP	H	R	ER	HR	HB	BB	IBB	SO	WP	BK
2017	NY Yankees vs. MIN	0	0	81.00	1	1	0	0	0	0.1	4	3	3	2	0	1	0	0	0	0
2018	NY Yankees vs. OAK	0	0	0.00	1	1	0	0	0	4.0	2	0	0	0	0	4	0	7	0	0
2021	NY Yankees vs. BOS	0	0	6.75	1	0	0	0	0	1.1	1	1	1	0	0	1	0	1	0	0
2024	NY Yankees vs. MIL	1	0	4.50	1	1	0	0	0	6.0	8	4	3	0	1	2	0	3	0	0
Totals		1	0	5.40	4	3	0	0	0	11.2	15	8	7	2	1	8	0	11	0	0

DIVISION SERIES PITCHING RECORD

Year	Club/Opp.	W	L	ERA	G	GS	CG	SHO	SV	IP	H	R	ER	HR	HB	BB	IBB	SO	WP	BK
2017	NY Yankees vs. CLE	1	0	3.86	1	1	0	0	0	7.0	4	3	3	2	0	1	0	9	0	0
2018	NY Yankees vs. BOS	0	1	18.00	1	1	0	0	0	3.0	7	6	6	0	0	2	0	2	0	0
2019	NY Yankees vs. MIN	0	0	0.00	1	1	0	0	0	4.0	4	0	0	0	0	2	0	4	0	0
2022	NY Yankees vs. CLE	0	0	4.76	1	1	0	0	0	5.2	8	3	3	0	0	0	0	6	0	0
2024	NY Yankees vs. PHI	0	0	4.50	1	1	0	0	0	6.0	6	3	3	2	0	0	0	7	0	0
Totals		1	1	5.26	5	5	0	0	0	25.2	29	15	15	4	0	5	0	28	0	0

LEAGUE CHAMPIONSHIP SERIES PITCHING RECORD

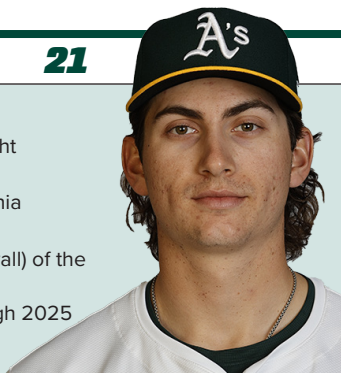
Year	Club/Opp.	W	L	ERA	G	GS	CG	SHO	SV	IP	H	R	ER	HR	HB	BB	IBB	SO	WP	BK
2017	NY Yankees vs. Houston Astros	0	1	4.15	2	2	0	0	0	8.2	5	4	4	1	0	6	0	3	0	0
2019	NY Yankees vs. Houston Astros	0	1	4.15	1	1	0	0	0	4.1	5	2	2	2	0	3	0	6	0	0
2022	NY Yankees vs. Houston Astros	0	1	5.06	1	1	0	0	0	5.1	5	3	3	1	1	1	0	6	0	0
2024	NY Yankees vs. Los Angeles Dodgers	0	1	0.00	1	1	0	0	0	4.2	3	2	0	0	0	4	0	3	0	0
Totals		0	4	3.52	5	5	0	0	0	23.0	18	11	9	4	1	14	0	18	0	0

ALL-STAR GAME PITCHING RECORD

Year	Club/Site.	W	L	ERA	G	GS	CG	SHO	SV	IP	H	R	ER	HR	HB	BB	IBB	SO	WP	BK
2017	AL/MIA																			
										(Did not pitch)										
2018	AL/WSH	0	0	0.00	1	0	0	0	0	1.0	1	0	0	0	0	0	0	2	0	0

SEVERINO'S CAREER BESTS

- Low Hit Complete Game:** 4, August 17, 2024 vs. Miami
- Innings Pitched:** 9.0 (twice), last: August 27, 2024 vs. Miami
- Strikeouts:** 12, June 27, 2017 at Chicago (AL)
- Pitches:** 116, July 31, 2017 vs. Detroit
- Longest Winning Streak:** 7, April 16 to June 4, 2018
- Longest Losing Streak:** 6, April 8 to May 13, 2016
- Longest Scoreless Streak:** 17.0 (twice), last: July 15 to 26, 2017



CATCHER

Height/Weight: 6-2 / 215

Bats/Throws: Left / Right

Birthdate: November 24, 2001

Opening Day Age: 23

Birthplace/Resides: Turlock, California / Turlock, California

Major League Service: 1 year, 53 days

Obtained: Selected in the 1st round (26th selection overall) of the 2020 First-Year Player Draft

Contract Status: First year of a one-year contract through 2025

[Updated Stats](#)

CAREER HIGHLIGHTS

Has spent parts of each of the last two seasons with the A's and is a .204 hitter with 12 home runs and 33 RBI in 106 games...was the A's first round selection in the 2020 First-Year Player Draft out of Turlock High School and is a .272 hitter with 72 home runs and 243 RBI in 301 games over four seasons in the A's farm system...played in the Futures Game in 2021 and 2023...was a Midwest League Postseason All-Star in 2022...was ranked as the A's number one prospect by *Baseball America* following the 2020, 2021 and 2022 seasons...was listed as the A's number one prospect by MiLB.com following the 2022 season...was named an A's Organizational All-Star by MiLB.com in 2021, 22 and 23.

2024 HIGHLIGHTS

- Hit .233 with nine home runs, 26 RBI and a .743 OPS in 61 games with the A's after batting .160 with three home runs, seven RBI and a .472 OPS in 45 games in his Major League debut in 2023.
- Spent the first month of the season at Triple-A Las Vegas and had a two-month stint on the injured list from July 10 to Sept. 13 with a left wrist bone bruise.
- Made 49 of his 53 starts in games in which the opponent started a right-handed pitcher...hit .225 with all nine of his home runs, 23 of his 26 RBI and a .741 OPS against right-handers...was 6-for-20 (.300) with a .764 OPS against left-handers...has hit all 12 of his career home runs off right-handers.
- Connected for seven of his nine home runs on the road...six were solo shots.
- Batted .160 with runners in scoring position and is a .153 career hitter with RISP.
- Had four home runs in 14 interleague games, five in 47 games against the American League.
- Hit .117 with two strikes.
- Made all 53 of his starts at first base...also appeared in one game at catcher (started 21 games at catcher, eight at first base and four at designated hitter with Las Vegas).
- Was 0-for-3 with two walks and a RBI as a pinch hitter.
- Started games at every spot in the order except leadoff...saw his most action with 24 starts batting fifth.
- Batted .279 with 10 home runs, 27 RBI and a .991 OPS in 33 games with Las Vegas.
- Of his 34 hits, 19 (55.9%) were for extra bases (eight doubles, one triple, 10 home runs).
- Hit .324 (11-for-34) with a 1.159 OPS against left-handed pitchers, .261 (23-for-88) with a .926 OPS against right-handers...eight of his 11 hits off southpaws were extra base hits (four doubles, one triple, three home runs).
- Had a .367 average with runners in scoring position...connected for seven of his 10 home runs with runners on base.
- Opponents were successful in 31-of-35 (88.6%) of their stolen base attempts with him behind the plate.
- Was 7-for-13 (.538) with three home runs and eight RBI as the designated hitter.
- Made 18 starts batting clean-up, nine hitting second, five in the three spot and one batting sixth.
- **DAY-BY-DAY:** Began the season at Triple-A Las Vegas and went 10-for-45 (.222) over his first 12 games...however, had three doubles, five home runs and 10 RBI over that span...hit .263 with seven doubles, six home runs and 14 RBI in 21 games in April...tied for sixth in

the Pacific Coast League in home runs in April...was batting .245 with seven home runs, 19 RBI and an .882 OPS in 27 games when he was recalled by Oakland on May 8...started the second game of the doubleheader that day against Texas at first base but also caught the final four innings...it would be his only big league appearance at catcher...hit safely in each of his first four games (6-for-16, .375) but then went 2-for-30 (.067) with eight walks over his next 16 contests from May 14 to June 5...had a career-high 0-for-20 streak from May 19 to June 6...had the pinch hit walk-off walk in the 11th inning May 23 against Colorado...it was the A's second pinch walk walk-off in 2024 (Abraham Toro)...had just three in the first 56 years in Oakland (Ramon Webster, 1969; Gene Tenace, 1970; Dusty Baker, 1985)...batted .342 with four home runs and eight RBI over an 11-game span from June 6 to 16...that included a career-high eight-game hitting streak from June 9 to 16 (11-for-30, .367)...had his first (and only) three-hit game of his career on June 16 at Minnesota...drove in a career-high three runs June 21 against Minnesota...hit .250 with six of his nine home runs in 26 games in the month of June...was batting .219 with seven home runs, 20 RBI and a .711 OPS in 49 games when he was placed on the 10-day injured list July 11 retroactive to July 10 with a bone bruise in his left wrist...was sent to Las Vegas on a rehab assignment on Sept. 5 and went 9-for-20 (.450) with six runs, a triple, three home runs, eight RBI and four walks in six games...matched his minor league career high with three hits on Sept. 10 at Albuquerque...was reinstated from the IL on Sept. 14 and went 12-for-43 (.279) with two home runs, six RBI and a .852 OPS over his final 12 games...double twice on Sept. 24 against Texas for the first multi-extra base hit game of his career.

CAREER

2023—Made his Major League debut at the age of 21 and batted .160 with three home runs and seven RBI in 45 games over two stints with the A's...also hit .252 with 21 home runs, 62 RBI and an .834 OPS in 77 games with Triple-A Las Vegas...with Oakland, he made 33 of his 36 starts in games in which the opponent started a right-handed pitcher...hit .159 with all three of his home runs, six of his seven RBI and a .472 OPS against right-handers...was 3-for-18 (.167) with a .472 OPS against left-handers...hit .211 with all three of his home runs and a .648 OPS in 19 games on the road, .118 with a .325 OPS in 26 home games...batted .136 with runners in scoring position...all three of his home runs were solo shots...had a .227 batting average, two home runs and four RBI in 15 interleague games, .123 with one home run and three RBI in 30 games against American League competition...hit .045 with two strikes...started 15 games at catcher, 13 at designated hitter and eight at first base...committed one error, and it came in his 10 games as a first baseman (.981 fielding percentage)...opponents were 10-for-13 (76.9%) in stolen base attempts with him behind the plate...was 2-for-7 (.286) with a walk, home run and RBI as a pinch hitter...started games at each of the bottom five spots in the order and had his most starts batting eighth (11)...his .252 batting average with Las Vegas his lowest as a minor leaguer as was his .307 on-base percentage...topped 20 home runs for the second consecutive season...hit .277 with an .842 OPS against left-handed pitchers, .241 with an .830 OPS against right-handers...batted .292 with 14 of his 21 home runs with the runners on base, .216 with the bases empty...hit .236 with runners in scoring position...had a .192 batting average and a .711 OPS at home, .306 with a .946 OPS on the road...hit .119 with two strikes...started 38 games at catcher, 28 at first base and nine at designated hitter...made six errors as a first baseman (.967 fielding percentage) and four as a catcher (.988)...opponents were 33-for-39 (84.6%) in stolen base attempts with him behind the plate...made starts at each spot in the order from second through seventh, including 25 hitting fifth and 20 in the three spot...was named an A's Organization All-Star by MLB.com following the season...began the year at Las Vegas and went 6-for-13 (.462) with four doubles, a home run and four RBI over his first three games...including April 2 at Reno when he matched his minor league career high with three hits...it was his first of four three-hit games in 2023...was 0-for-5 with a career-high tying four strikeouts April 19 at Sugarland...started May by hitting safely in each of his first nine games (11-for-37, .297), his longest hitting streak as a minor leaguer in 2023...had five straight multiple hit games from May 14-19 (11-for-23, .478)...had two home runs on May 26 at Tacoma, the sixth two-homer game of his career...also went deep twice on June 3 against El Paso and June 29 against Round Rock and now has eight two-homer games as a minor leaguer...batted .263 with nine home runs and 22 RBI in 20 games in June...led the Pacific Coast League in home runs in June and tied for seventh in RBI...drove in a season-high four runs June 3 against El Paso...reached base safely in 17 consecutive minor league games from June

16-Aug. 24...hit .304 with a .360 on-base percentage during the streak, which is the longest of his career...was batting .254 with 20 home runs, 59 RBI and an .838 OPS in 69 games when he was selected to play in the All-Star Futures Game on July 8 at Seattle...played the entire game at first base for the American League squad and went 1-for-2 with a walk...did not return to Las Vegas as he was selected by Oakland on July 14, the first day after the All-Star Break...made his Major League debut that night against Minnesota and went 0-for-3 with a walk in a start at designated hitter...became the fourth 21-year-old non-pitcher to play for the A's this century along with Jordan Diaz (2022), Franklin Barreto (2017) and Daric Barton (2007)...started at catcher the next day at the age of 21 years and 233 days to become the second youngest starting catcher in Oakland history...the youngest is Scott Meyer, who was 21 years and 38 days when he made his only career start on Sept. 26, 1978 at Chicago...singled off the Twins Pablo López in the sixth inning for his first ML hit...started at first base on July 16 against the Twins at the age of 21 years and 234 days...in Oakland history, only Mike Davis has started at first base at a younger age... Davis had seven starts younger than Soderstrom with the youngest coming at 21 years and 37 days on July 18, 1980...drove in his first run July 23 against Houston on a sixth inning single... hit his first Major League home run Aug. 3 at Los Angeles (NL), an eighth inning solo shot off Emmet Sheehan...the home run came while playing first base...at the age of 21 years and 252 days, he became the youngest A's first baseman to homer since Chubby Dean on Aug. 23, 1936 at the age of 20 years, 365 days...hit his first career pinch hit home run Aug. 16 at St. Louis...was batting .165 with two home runs and five RBI in 27 games when he was optioned to Las Vegas Aug. 21...went 6-for-26 (.231) with five walks in eight games with the Aviators before returning to Oakland when rosters expanded on Sept. 1...was 6-for-40 (.150) with a home run and two RBI over his final 18 games.

2022—Spent most of the season at High-A Lansing, where he was named to the Midwest League Postseason All-Star team, but also made his Double-A debut with Midland and Triple-A debut with Las Vegas...combined with all three teams to hit .267 with 29 home runs, 105 RBI and an .825 OPS in 134 games...led the A's farm system in home runs, RBI and extra base hits (55), tied for the lead in total bases (253), ranked second in slugging (.501) and hits (135), tied for second in triples (5), tied for fifth in OPS, eighth in runs (66), ninth in batting and tied for ninth in doubles (21)...played in just 89 games with the Lugnuts but ranked second in the ML in slugging (.513) and RBI (71), tied for second in home runs (20), fourth in extra base hits (42) and fifth in OPS (.836)...batted .293 with a .900 OPS against right-handed pitchers compared to .204 with a .641 OPS against left-handers...had a .301 batting average with runners in scoring position...15 of his 29 home runs came with runners on base...was 3-for-9 (.333) with a grand slam and 12 RBI with the bases loaded...started 58 games at first base, 50 at catcher and 25 at designated hitter...committed seven errors, including four at catcher (.990 fielding percentage) and three at first base (.993)...opponents were successful in 44-of-53 (83.0%) stolen base attempts with him behind the plate...homered in his only at bat as a pinch hitter...started games at every spot in the order from second through sixth, including 48 games batting third, 44 hitting cleanup and 30 from the five spot...was rated as the A's best prospect by *Baseball America* and MiLB.com following the season...was also tabbed as an A's Organizational All-Star by MiLB.com...had his third career two-homer game in the first game of an April 23 doubleheader against Fort Wayne...hit a walk-off grand slam in a 7-3 win over Dayton on May 12 and had his fourth career two-homer game three days later against the Dragons...that began a 15-game stretch where he hit .317 with seven home runs and 19 RBI in 15 games...batted .274 in May but had eight home runs and 22 RBI in 24 games for a .920 OPS...hit .337 with nine home runs and 27 RBI over his final 24 games with Lansing beginning June 28...had his fifth career two-homer game July 26 at Great Lakes...hit .320 with seven home runs, 22 RBI and a 1.084 OPS in 21 games in July...was batting .260 with 20 home runs and 71 RBI in 78 games with Lansing when he was promoted to Midland on Aug. 1...hit .278 with eight home runs and 28 RBI in 36 games with the RockHounds...had a pinch hit home run Sept. 4 against Arkansas...was promoted to Las Vegas on Sept. 19 and went 11-for-37 (.297) with a home run and six RBI in nine games with the Aviators.

2021—Made his professional debut with Low-A Stockton and hit .306 with 12 home runs and 49 RBI in 57 games in a season shortened by a muscle strain in his back...added 27 walks for a .390 on-base percentage and slugged .568 for a .958 OPS...hit .375 with an 1.141 OPS against left-handed pitchers compared to .283 with an .896 OPS against right-handers...had a .317 aver-

age with runners in scoring position and was 4-for-7 (.571) with a walk, home run and 10 RBI with the bases loaded...started 38 games at catcher, 10 at designated hitter and nine at first base...tossed out 15-of-70 (21.4%) attempted stealers...committed six errors as a catcher for a .985 fielding percentage...batted third 51 times, second four times and fourth twice...was rated as the A's number 1 prospect by *Baseball America* following the season...was also tabbed as the Best Hitter for Average in the Best Tools survey by the magazine...named an A's Organizational All-Star by MiLB.com...was also selected to play in the Futures Game...went 1-for-3 with a walk in his professional debut on May 4 at Modesto...doubled in his first bat in the first inning off Josias De Los Santos for his first hit...drove in his first run on a second inning double on May 12 vs. San Jose...homered 12 times over his final 35 games, beginning May 29 at Rancho Cucamonga when he hit a third inning grand slam off Robbie Peto...finished May with a .315 batting average in 23 games and led the league with 11 doubles...then earned Low-A West Player of the Month honors for June when he hit .315 with seven doubles, a triple, eight home runs, 26 RBI and 11 walks in 22 games...led the league in extra base hits (16), tied for the lead in home runs, ranked second in RBI and slugging (.685) and tied for second in OPS (1.089)...had his first career two-homer game and collected a career-high five RBI June 10 against San Jose...added a second two-homer, five-RBI game June 18 at Fresno...had a season-best 13-game hitting streak from June 16-July 13...hit .393 (22-for-56) with 15 runs, five home runs and 17 RBI during the streak...had a streak of eight consecutive games with a RBI from June 18-29 (14 RBI total)...played first base for the American League Futures team in the All-Star Futures Game at Colorado on July 11 and struck out in his only at bat...went on the IL Aug. 15 with a strained right quadratus lumborum muscle and missed the remainder of the season.

2020—Was the A's first round selection and the 26th pick overall in the 2020 First-Year Player draft...signed on June 29 and was added to Oakland's 60-man player pool on July 11...did not play in 2020...was rated as the A's number one prospect by *Baseball America* following the season...was tabbed as third best by MLB.com.

PERSONAL/MISCELLANEOUS

Tyler Christian Soderstrom was originally signed by A's scout Kevin Mello...graduated from Turlock (Calif.) High School in 2020...was the Gatorade California Baseball Player of the Year for 2019-20...had a .373 career average in 82 games for the Bulldogs...was ranked as the No. 7 high school prospect by *Baseball America* prior to the draft...is the son of Steve Soderstrom, who was San Francisco's first round pick in 1993, making them the 10th father and son duo to be selected in the first round...his dad pitched professionally for seven seasons, including three starts with the Giants in 1996.

LIFETIME PLAYING RECORD

Year	Club	AVG.	G	AB	R	H	2B	3B	HR	RBI	SH	SF	HP	BB	SO	SB	CS	OBP	SLG	E
2020																				
2021	Stockton	.306	57	222	39	68	20	1	12	49	0	1	4	27	61	2	1	.390	.568	7
2022	Lancaster	.260	89	335	47	87	19	3	20	71	0	3	4	29	99	0	0	.323	.513	3
	Midland	.278	36	133	17	37	1	2	8	28	0	3	1	10	33	0	1	.327	.496	2
	Las Vegas	.297	9	37	2	11	1	0	1	6	0	0	0	1	13	0	0	.316	.405	2
2023	Las Vegas	.252	77	306	49	77	17	2	21	62	0	3	1	25	88	2	0	.307	.526	10
	OAKLAND	.160	45	125	9	20	1	0	3	7	0	1	1	11	43	0	0	.232	.240	1
2024	Las Vegas	.279	33	122	22	34	8	1	10	27	0	0	5	16	35	0	1	.385	.607	2
	OAKLAND	.233	61	189	18	44	10	0	9	26	0	1	3	20	53	0	0	.315	.429	3
	Major League Totals	.204	106	314	27	64	11	0	12	33	0	2	4	31	96	0	0	.282	.354	4
	Minor League Totals	.272	301	1155	176	314	66	9	72	243	0	10	15	108	329	4	3	.339	.532	26

CAREER TRANSACTIONS

2020 — Selected by the Oakland Athletics in the 1st round (26th selection overall) of the First-Year Player Draft. **2024** — On the injured list, July 10 to September 13; included rehabilitation assignment to Las Vegas, September 5 to 13.

SODERSTROM'S CAREER BESTS

Hits: 3, June 16, 2024 at Minnesota

Home Runs: 1 (12 times), last: September 28, 2024 at Seattle

Runs Batted In: 3, June 21, 2024 vs. Minnesota

Stolen Bases: None

Hitting Streak: 8, June 9 to 16, 2024

Hitless Streak (At Bats): 20, May 19 to June 6, 2024

Game Ending RBI: 1, May 23, 2024 vs. Colorado (walk)

Grand Slams: None

Pinch-Hit Home Runs: 1, August 16, 2023 at St. Louis (Casey Lawrence)

Inside-The-Park Home Runs: None

Lead Off Home Runs: None

**RIGHT-HANDED PITCHER****Height/Weight:** 6-2 / 202**Bats/Throws:** Right / Right**Birthdate:** May 6, 1998**Opening Day Age:** 26**Birthplace/Resides:** Kirkland, Washington / Kirkland, Washington**Major League Service:** 1 year**Obtained:** Selected in the Rule 5 draft, December 6, 2023**Contract Status:** First year of a one-year contract through 2025[Updated Stats](#)**CAREER HIGHLIGHTS**

Made his Major League debut in 2024 after the A's selected him from New York (AL) in the 2023 Rule 5 Draft and went 8-10 with a 4.58 ERA in 35 games, including 24 starts...was originally selected by the Yankees in the 10th round of the 2019 First-Year Player Draft and went 23-24 with a 4.35 ERA in 95 games, including 74 starts, in four seasons in the New York farm system...had 427 strikeouts in 426.1 innings...walked just 136 batters, an average of 2.87 per nine innings...allowed 58 home runs or 1.22 per nine innings...led all of minor league baseball in innings pitched in 2023 (163.0).

2024 HIGHLIGHTS

- Was selected by the A's from the Yankees in the Rule 5 draft and spent the entire season with Oakland...went 8-10 with a 4.58 ERA and .786 opponents OPS in 35 games, including 24 starts, in his Major League debut.
- Began the season in the bullpen and was 3-1 with a 4.26 ERA and .656 opponents OPS in 11 relief appearances when he was moved into the starting rotation on May 17...went 5-9 with a 4.64 ERA and .809 OPS in his 24 starting assignments.
- Ranked third among Major League rookies in innings pitched (151.1), tied for sixth in wins, tied for eighth in games started and ninth in strikeouts (126)...allowed the most hits (165), tied for second in most losses (10), ranked third in most runs (79), issued the fourth most walks (44) and tied for the fifth most home runs (20).
- His 126 strikeouts ranked seventh most in Oakland history by a rookie.
- Averaged 2.62 walks per nine innings.
- Had a team-leading eight wild pitches, which tied for fifth most in the majors among all pitchers.
- Averaged 70.9 pitches per game, which were the fewest in the majors among pitchers with 150 or more innings pitched.
- Allowed a .276 opponents batting average, which broke down to .267 (87-for-326) with a .750 OPS against right-handed hitters and .287 (78-for-272) with an .829 OPS against left-handers...issued 29 of his 44 walks to righties.
- Opponents hit .306 with 10 of his 20 home runs with runners on base.
- As a starter, he had a .249 opponents batting average the first time through the order, .303 the second time and .324 the third time.
- Posted a 2.81 ERA in seven relief appearances in April...then logged a 4.19 ERA or higher in each of the final five months.
- Compiled a 6-7 record and a 3.54 ERA in 23 night games...was 2-3 with a 6.42 ERA in 12 games during the day.
- Was 4-5 with a 3.99 ERA in 17 home games, 4-5 with a 5.18 ERA in 18 road games...surrendered 13 of his 20 home runs on the road.

**MOST
STRIKEOUTS,
OAKLAND ROOKIE**

150	Brett Anderson, 2009
141	Rick Langford, 1977
140	Jarrod Parker, 2012
137	Tommy Milone, 2012
132	Ken Waldichuk, 2023
132	Tim Hudson, 1999
126	Mitch Spence, 2024

- Stranded his only inherited runner in relief...first batters faced were 3-for-10 (.300) with a walk...tossed at least 3.0 innings in six of his 11 relief appearances...logged 6.0 innings or fewer in 21 of his 24 starts.
- Allowed a .357 batting average to the number three hitter in the order and a .371 average to the four hitter.
- **DAY-BY-DAY:** Made his Major League debut in the second game of the season on March 29 against Cleveland (3.0 ip, 2 h, 1 r, 1 er, 3 bb, 3 so)...struck out Estevan Florial in the sixth inning for his first ML strikeout...was charged with his first loss in the second outing of his career on April 2 against Boston when he allowed an unearned run in the 11th inning of the A's 5-4 loss...was credited with his first ML win in the A's 7-6 victory over Washington on April 14...relieved Alex Wood with one out in the fifth inning and the A's trailing 4-0...he allowed two runs in 1.2 innings but the A's scored once in the fifth and six times in the sixth and he left with a 7-6 lead...that began a career-high three-game winning streak over a five-game span through April 30 (3.00 ERA)...had his first scoreless outing on April 16 against St. Louis when he logged 3.0 innings and struck out five...tossed 3.0 scoreless innings for the win in back-to-back outings on April 26 at Baltimore and April 30 against Pittsburgh...went 3-1 with a 2.81 ERA and .479 opponents OPS in seven relief appearances in April...then posted a 1-1 record with a 4.19 ERA and .733 OPS in six games, including three starts, in May...had 11 relief appearances before making his first Major League start on May 17 at Kansas City and was the losing pitcher in the A's 6-2 loss (4.2 ip, 5 h, 1 r, 1 er, 1 bb, 4 so)...combined with McFarland, Kelly and Miller on a three-hit shutout in the A's 3-0 win at Tampa Bay on May 28...retired 16 of the first 17 batters he faced (leadoff walk to Paredes in the second) before allowing his only hit, a one-out single by Caballero in the sixth inning...that was part of a career-high 9.1-inning scoreless streak from May 22 to June 4...spent the remainder of the season in the starting rotation...walked one batter or fewer in eight consecutive starts from May 28 to July 7 (7 bb in 46.2 ip, 1.35 per nine innings)...allowed a career-high nine hits in a 6-4 loss to Seattle on June 4...tossed a career-high 7.0 innings and allowed just two runs on June 9 against Toronto but had a no decision in the A's 6-4, 10-inning loss...left with a 3-2 lead but Alexander allowed a run in the eighth for the blown save...matched his career high by allowing nine hits in a no decision in at Minnesota on June 14...allowed a career-high six runs on eight hits in 5.1 innings in a 7-5 loss at Los Angeles (AL) on June 25...walked a career-high five batters, yielded a career-high three home runs and matched his career high with six runs in an 11-5 loss at Philadelphia on July 13...won back-to-back starts for the first time in his career on July 20 vs. Los Angeles (AL) and July 27 at Los Angeles (AL)...then went 0-3 with a 5.57 ERA over his next four starts from Aug. 3 to 21 for the first three-game losing streak of his career...tossed just 2.2 innings in a no decision in a 7-6 A's win at New York (NL) on Aug. 15...it was the shortest start of his career...struck out a career-high 10 batters in a 4-2 loss to Tampa Bay on Aug. 21...it was the first 10-strikeout game by an A's rookie since James Kaprielian (10, July 24, 2021 vs. Boston)...fell one short of the Oakland rookie record...also had a career high in pitches (105) and matched his high in innings (7.0)...had four straight no decisions from Aug. 27 to Sept. 12, despite allowing just six runs in 21.2 innings (2.49 ERA)...went 0-3 with a 4.78 ERA in five starts in August...followed that up by going 1-1 with a 4.75 ERA, .323 opponents batting average and .887 OPS in six starts in September...logged a career-high tying 7.0 innings in a no decision in a 6-3 A's loss at Houston on Sept. 12...allowed a career-high tying six runs in his final start on Sept. 29 at Seattle.

CAREER

2023—Spent the entire season at Triple-A Scranton/Wilkes-Barre and went 8-8 with a 4.47 ERA and .758 opponents OPS in 29 starts...had 163.0 innings pitched, which were the most in all of the minor leagues...ranked third in the minors in most pitches (2,564), tied for third in games started, allowed the fifth most hits (162) and tied for the sixth most home runs (30)...led the International League in games started, innings pitched and most hits, ranked second in strikeouts (153) and most runs (89), tied for second in most home runs (30), fifth in ERA and tied for ninth in wins...also led the Yankees farm system in games started and innings pitched, while ranking fourth in strikeouts and tied for fifth in wins...had career highs in every counting category...allowed a .254 opponents batting average, which broke down to .235 with a .702 OPS against left-handed hitters compared to .273 with a .814 OPS against right-handers...of his 30 home runs allowed, 23 were solo shots...opponents hit .238 with runners in scoring position...they

were 5-for-12 (.417) with a grand slam with the bases loaded...went 7-0 with a 3.23 ERA and .706 opponents OPS in 14 starts at home and 1-8 with a 5.79 ERA and .808 OPS in 15 starts on the road...tied for sixth in the minors in home wins but tied for the second most road losses... was 6-3 with a 3.86 ERA and .701 OPS in 20 night games, 2-5 with a 6.02 ERA and .888 OPS in nine day games...was 1-3 with a 3.12 ERA in 13 starts on five days rest, 7-5 with a 5.72 ERA in his other 15 starts...tossed at least five innings in 24 of his 29 starts, including 7.0 or more eight times...averaged 88.4 pitches per game...did not allow an earned run in his first two starts (9.2 ip)...yielded three home runs in a game for the first time in his career in the first game of an April 16 doubleheader against Syracuse (also surrendered three home runs July 16 at Norfolk)... walked a career-high five batters in 1.2 innings on April 21 at St. Paul but had a no decision in a 10-9 loss...finished April with a 1-2 record and a 7.97 ERA in five starts but then went 3-0 with a 2.21 ERA in six starts in May...tossed 7.0 scoreless innings on May 31 at Lehigh Valley but had a no decision in a 7-5 RailRiders win in 10 inning ...allowed a career-high 10 runs in 3.2 innings in an 18-10 loss at Rochester on June 13...won three consecutive starts from June 24 to July 6 (1.77 ERA)...capped that stretch by tossing a career-high 71 innings and allowing two runs in an 18-2 victory on July 6 against Lehigh Valley...also logged a career-high 104 pitches that day...allowed a career-high tying 10 hits in 5.0 innings in an 11-8 loss at Buffalo on July 30...posted a 3.26 ERA over his final eight starts beginning Aug. 11 but was 0-2 with six no decisions over that stretch... struck out a career-high 10 batters in 7.0 innings in the first game of an Aug. 23 doubleheader against Lehigh Valley...was 0-1 despite a 2.97 ERA in five starts in August.

2022—Began the year at Double-A Somerset and was 3-5 with a 5.24 ERA in 17 games, including 15 starts, when he was promoted to Triple-A Scranton/Wilkes-Barre on Aug. 2...went 3-2 with a 3.86 ERA in 10 starts with the RailRiders...combined for a 6-7 record, a 4.70 ERA and .771 opponents OPS in 27 games, including 25 starts, overall...ranked third in the Yankees farm system in innings pitched (130.1), tied for third in games started and sixth in strikeouts (127)...allowed a .268 opponents batting average, which broke down to .268 with a .738 OPS against left-handed hitters compared to .269 with a .802 OPS against right-handers...tossed at least 5.0 innings in 16 of his 27 appearances and logged 2.2 innings or more in each outing...tossed 5.0 scoreless innings for the win in his second start on April 20 Hartford...had a 2.77 ERA in three starts in April, which was his lowest ERA in any month...struck out a season-high eight batters on May 24 at Portland...did it again on June 16 at New Hampshire...was promoted to Scranton/Wilkes-Barre on Aug. 2 and made his Triple-A debut that day against Buffalo...was the losing pitcher in a 4-0 loss (4.2 ip, 6 h, 2 r, 2 er, 1 bb, 4 so)...had his second scoreless start on Aug. 20 at St. Paul when he pitched 6.0 innings and allowed just two hits in a 4-0 win...had his only winning streak of the season when he picked up the victory in back-to-back starts on Sept. 8 at Durham and Sept. 14 against Worcester.

2021—Spent his first full minor league season with Hudson Valley and went 7-6 with a 3.94 ERA and .691 opponents OPS in 23 appearances, including 20 starts...struck out 118 batters in 105.0 innings, a career-high average of 10.11 strikeouts per nine innings...ranked second in the High-A East in ERA, strikeouts, games started and innings pitched and tied for eighth in wins...ranked ninth in the Yankees farm system in innings and tied for ninth in wins and strikeouts...allowed a .249 opponents batting average, which broke down to .223 with a .652 OPS against left-handed hitters compared to .266 with a .716 OPS against right-handers...went 7-1 with a 3.14 ERA over an 11-start stretch from June 22 to Aug. 21...did not allow a run in back-to-back starts on July 30 against Wilmington (5.0 ip) and Aug. 4 at Brooklyn (6.0 ip) as part of a 15.2-inning scoreless streak from July 23 to Aug. 10...was 2-1 with a 1.95 ERA in five starts in July...then went 4-1 with a 4.08 ERA in five starts in the month of August...the four wins tied for the most in the minors in August...struck out a season-high nine batters in 5.2 innings on Sept. 8 at Brooklyn and matched that mark with nine in 5.0 innings in his final start on Sept. 19 against Greensboro.

2020—Did not pitch as the minor league season was cancelled due to the pandemic.

2019—Made his professional debut with Pulaski of the Appalachian League and went 2-3 with four saves and a 3.54 ERA in 16 relief appearances...tied for the third in the league in saves... struck out 29 batters in 28.0 innings and walked just four (1.29 per nine innings)...did not surrender a home run...allowed a .163 opponents batting average, which included .140 with a .322

OPS against left-handed hitters and .182 with a .533 OPS against right-handers...made his debut on June 26 at Princeton (1.2 ip, 2 so)...did not allow a run in six games (10.2 innings) in July as part of an 18.2-inning scoreless streak from July 5 to Aug. 17.

PERSONAL/MISCELLANEOUS

Mitchell Perry Spence...graduated from Green Hope (NC) High School in 2016...attended the University of South Carolina-Aiken and was 17-10 with two saves and a 3.83 ERA in 47 games, including 28 starts, in three seasons with the Pacers.

LIFETIME PITCHING RECORD

Year	Club	W	L	ERA	G	GS	CG	SHO	SV	IP	H	R	ER	HR	HB	BB	IBB	SO	WP	BK
2019	Pulaski	2	3	3.54	16	0	0	0	4	28.0	16	13	11	1	0	4	1	29	1	0
2020		(Minor League Season Cancelled — Did Not Pitch)																		
2021	Hudson Valley	7	6	3.94	23	20	0	0	0	105.0	99	52	46	10	6	37	0	118	12	0
2022	Somerset	3	5	5.24	17	15	0	0	0	79.0	86	49	46	12	4	26	0	79	3	1
	Scranton/Wilkes-Barre	3	2	3.86	10	10	0	0	0	51.1	52	24	22	5	2	16	0	48	0	0
2023	Scranton/Wilkes-Barre	8	8	4.47	29	29	0	0	0	163.0	162	89	81	30	8	53	0	153	11	1
2024	OAKLAND	8	10	4.58	35	24	0	0	0	151.1	165	79	77	20	6	44	0	126	8	1
Major League Totals		8	10	4.58	35	24	0	0	0	151.1	165	79	77	20	6	44	0	126	8	1
Minor League Totals		23	24	4.35	95	74	0	0	4	426.1	415	227	206	58	20	136	1	427	27	2

CAREER TRANSACTIONS

2019 — Selected by the New York Yankees organization in the 10th round of the 2019 First-Year Player Draft.

2023 — Selected by the Oakland Athletics in the Rule 5 draft, December 6.

SPENCE'S CAREER BESTS

Low Hit Complete Game: None

Innings Pitched: 7.0 (three times), last: September 12, 2024 at Houston

Strikeouts: 10, August 21, 2024 vs. Tampa Bay

Pitches: 105, August 21, 2024 vs. Tampa Bay

Longest Winning Streak: 3, April 14 to 30, 2024

Longest Losing Streak: 3, August 3 to 21, 2024

Longest Scoreless Streak: 9.1, May 22 to June 4, 2024

**LEFT-HANDED PITCHER****Height/Weight:** 6-3 / 215**Bats/Throws:** Left / Left**Birthdate:** September 20, 1992**Opening Day Age:** 32**Birthplace/Resides:** Belmont, North Carolina / Belmont, North Carolina**Major League Service:** 6 years, 55 days**Obtained:** Acquired from Tampa Bay in a five-player trade, December 14, 2024**Contract Status:** Third year of a four-year contract through 2026 with a club option for 2027
 [Updated Stats](#)
CAREER HIGHLIGHTS

Has pitched seven seasons in the majors with Texas (2018-19), Boston (2020) and Tampa Bay (2021-24) and is 23-12 with a 3.39 ERA in 145 games, including 37 starts...has 359 strikeouts in 313.2 innings, an average of 10.30 per nine innings...pitched almost exclusively in relief over his first four seasons (100 games in relief, two starts) but has been used mostly as a starter over the last three years (35 starts, eight relief appearances)...is 12-7 with a 2.51 ERA in his 37 career starts, 11-5 with a 4.54 ERA in 108 relief appearances...was limited to just three starts in 2023 and seven in 2024 after undergoing "Tommy John" surgery on April 24, 2023...was on the Rays playoff roster for the 2022 American League Wild Card series but did not pitch.

2024 HIGHLIGHTS

- Began the season on the 60-day injured list as he continued his recovery from "Tommy John" surgery and went 2-2 with a 3.27 ERA in seven starts with Tampa Bay before returning to the IL with a left forearm strain.
- Struck out 37 batters in 33.0 innings pitched (10.09 strikeouts per nine innings) and had more strikeouts than innings pitched for the fifth consecutive season.
- Allowed a .264 opponents batting average, which broke down to .250 (6-for-24) with a .625 OPS against left-handed hitters compared to .267 (28-for-105) with a .768 OPS against right-handers...issued all 11 of his walks to righties.
- Held opponents to a .222 batting average with runners in scoring position.
- Was 2-0 with a 2.29 ERA in four starts at home, 0-2 with a 4.72 ERA in three starts on the road...is now 14-3 with a 2.99 ERA in 74 career appearances in his home ballparks, 9-9 with a 3.82 ERA in 71 games on the road.
- Averaged 80.7 pitches per game, which was the highest mark of his career...tossed five innings or fewer in each of his first six starts before logging 6.0 innings in his final start
- Yielded seven of his 12 runs in the second inning for a 9.00 ERA...had a 1.73 ERA in all other innings.
- Did not commit an error and has not made an error in 145 career appearances (29 total chances).
- Combined for an 0-3 record and a 4.50 ERA in 12 rehab starts with the Rays affiliate in the Florida Complex League and Triple-A Durham.
- Struck out 36 batters in 32.0 innings (10.13 per nine innings) and walked just five (1.41 per nine innings).
- Opponents hit .292, including .278 (22-for-79) with a .723 OPS against right-handed hitters and .314 (16-for-51) with a .737 OPS against left-handers.
- **DAY-BY-DAY:** Was placed on the 60-day injured list March 15 as he continued his recovery from April 24, 2023 "Tommy John" surgery...was assigned to the Rays affiliate in the Florida Complex League to begin a rehab assignment on May 20 and made two starts (1.0 ip, 4 h, 1 r, 1 er, 2 so) before his rehab assignment was halted on May 26...resumed on June 7, started that day against the Braves FCL club (1.0 ip, 1 h, 1 bb, 3 so), and had his rehab transferred to Triple-A Durham on June 12...went 0-3 with a 4.50 ERA in nine starts with the Bulls...did not allow a run in his first two starts (4.0 ip) and logged 4.0 scoreless innings while striking out six at Norfolk in his fifth start on July 3...logged fewer than five innings in each of his first eight starts before tossing 5.0 innings in his final rehab start on July 25 vs. Gwinnett...was

reinstated from the injured list on July 28 and made his first start on July 30 against Miami (3.2 ip, 6 h, 2 r, 2 er, 1 bb, 3 so)...it was his first big league appearance since April 13, 2023...pitched 5.0 innings in each of his next three starts from Aug. 6 to 17...did not walk a batter and struck out eight while allowing just one run on Aug. 11...then picked up his first win on Aug. 17 against Arizona (5.0 ip, 4 h, 1 r, 1 er, 1 bb, 7 so)...it was his first ML victory since April 8, 2023 against Oakland...tossed 5.0 scoreless innings, allowed just one hit and struck out a season-high nine on Aug. 27 at Seattle but had a no decision in the Rays 3-2 win...yielded one run in a season-high 6.0 innings for the win in his final start on Sept. 3 against Minnesota...was placed on the 15-day injured list Sept. 5 with a left forearm strain and missed the remainder of the season.

CAREER

2023—Limited to only three starts after suffering a left elbow flexor strain on April 13 vs. Boston...it was originally thought to be a nerve issue, but further imaging revealed a “significant tear” in his ulnar collateral ligament...underwent Tommy John surgery on April 24 performed by Dr. Keith Meister...the Rays went 3-0 in his starts, outscoring opponents, 25-4...his 0.56 ERA was third lowest through a Rays pitcher’s first three starts of a season (min. 10.0 ip), trailing Tyler Glasnow in 2021 (0.46) and 2019 (0.53)...allowed only eight baserunners, tied for third fewest through any ML pitcher’s first three starts of a season since at least 1901 (min. 40 bf) behind the Mets Jacob DeGrom (7, 2022) and the Brewers Corbin Burnes (7, 2021)...made his fifth consecutive Opening Day roster and third with the Rays...on April 2 vs. Detroit, spun 6.0 hitless frames with a career-high 12 strikeouts in his season debut...joined José Berríos as the only pitchers in the modern era (since 1900) to strike out 12 or more batters over 6.0 or fewer hitless innings...joined Nathan Eovaldi (6.0 ip on May 30, 2018 at Oakland) and Matt Garza (9.0 ip on July 26, 2010 vs. Detroit) as the only Rays pitchers to finish a game with 6.0 or more hitless innings...on April 8 vs. Oakland, logged a career-high 7.0 innings...entering the outing, he had never pitched into the seventh inning in any of his previous 28 career starts...opened the season with a 13.0 scoreless inning streak before Rob Refsnyder’s first-inning home run on April 13 vs. Boston...tied rotation-mate Drew Rasmussen for the third-longest streak by a Rays starting pitcher to open a season...it was also tied for ninth longest by any Rays pitcher to begin a season.

2022—Transitioned to the starting rotation in his second season with the Rays and enjoyed a breakout campaign...his last 24 appearances came as a starter...his 2.46 ERA ranked sixth in the American League among pitchers with 100 or more innings...it was second in club history behind Blake Snell (1.89) in 2018...allowed three runs or fewer in 22 of 25 starts and two runs or fewer 17 times...went 6-3 with a 2.40 ERA in 14 starts after the All-Star break...yielded two runs or fewer in 10 of 14 starts and one run or fewer seven times...went 6-2 with a 2.18 ERA in 12 starts from Aug. 4 through season’s end...was 4-2 with a 2.23 ERA in 16 appearances (11 starts) at Tropicana Field...among pitchers with 10 or more home starts, ranked fifth in the AL in ERA...opponents hit .192 against him with RISP, which was ninth lowest in the AL (min. 100 ab)...according to FanGraphs, induced a swing on 38.9 pct. of pitches outside of the strike zone, which ranked third in the majors (min. 100.0 IP) and was the highest in franchise history...used his changeup for 34.7 pct. of his pitches, which was second in the majors (min. 1,500 pitches)...opponents hit .229 with a .320 SLG in at-bats ending with the changeup...induced a swing-and-miss on 38.1 pct. of swings against the changeup and 92.9 pct. (65 of 70) of his strikeouts with it came on whiffs...the 70 strikeouts with the changeup ranked fourth in the majors...his 1.44 ERA in September was the third lowest in club history (min. 25.0 IP) behind Jake Odorizzi (1.03) in 2017 and Blake Snell (1.26) in 2018...went 3-0 in six starts and limited opponents to a .192 average...missed time while on the COVID-19 related IL (close contact) on April 24, family medical emergency list from June 30 to July 4 and 15-day IL (right lower leg tightness) from July 10-23...eight of his first nine appearances through May 3 came out of the bullpen, starting a bullpen day on April 28 vs. SEA (2.2 ip) over that stretch...threw 3.1 relief innings on May 3 at Oakland before officially joining the starting rotation on May 9 at Los Angeles (AL)...became a regular member of a starting rotation for the first time since 2017, when he spent the entire season with Single-A Down East...made his fourth straight Opening Day roster...on July 24 at Kansas City, returned from the injured list (right lower leg tightness) and took the loss...the Rays lost in one of his starts for the first time since May 27, ending a six-game winning streak...on Sept. 13 at Toronto (G #1), pitched 6.0 scoreless innings and extended his scoreless streak to 16.2 innings...became the fifth traditional starter in

club history to make three straight scoreless starts in a single season (without a relief appearance in between), joining Rich Hill in 2021, Tyler Glasnow in 2019, Jake Odorizzi in 2016 and Alex Cobb in 2014...on Sept. 18 vs. Texas, allowed a solo homer in the second inning and snapped a career-long scoreless streak at 17.2 innings...defeated the Rangers, who selected him in the 30th round of the 2015 First-Year Player Draft, for the first time in his career...was on the roster for the ALWC at Cleveland but did not pitch...would have started had the Rays forced Game 3.

2021—Led the team with 43 appearances until suffering a season-ending knee injury on July 31 vs. Boston...attempts to rehab the injury resulted in continued discomfort...underwent surgery on Aug. 16 to reconstruct a torn ACL in his right knee, performed by Dr. Koco Eaton in St. Petersburg...on April 18 at New York (AL), recorded his first career save with a perfect ninth inning...became the fourth Ray to record his first career save at Yankee Stadium, joining Adam Kolarek in 2018, Jake Odorizzi in 2013 and Jeff Sparks in 1999.

2020—Acquired by the Red Sox prior to spring training and made 16 appearances over two stints in the majors...was on the active roster from Opening Day to Aug. 10 and Aug. 22 to Sept. 25.

2019—Made 25 appearances over three stints with Texas, including his first career Opening Day roster...his four wins ranked second among Rangers relievers...was on the injured list for more than two months for left shoulder inflammation...totaled eight appearances (two starts) in the minors between his option to Triple-A Nashville and rehab...went 3-0 with a 3.00 ERA...was reinstated from the 60-day IL on Sept. 1 and spent the rest of the season in the majors.

2018—Began the season with Double-A Frisco and ended it in the majors...selected to the active roster on July 31 and remained with the Rangers through the end of the season...made 18 appearances, including two starts, both of which came as an opener...on July 31 at Arizona, he made his Major League debut and his only run allowed in 2.0 innings came on a run-scoring wild pitch in the sixth inning...on Sept. 23 vs. Seattle, pitched two scoreless innings to record his first career win...split the first four months of the season between Frisco and Triple-A Round Rock, going 4-4 with a 4.13 ERA in 33 appearances.

2017—Spent the 2017 season with Single-A Down East and ranked second in the Carolina League with 146 strikeouts...that was most among Rangers farmhands...his 11.70 strikeout per nine inning ratio ranked sixth among all full-season minor leaguers (min. 100.0 ip)...reached double-digit strikeouts in three starts...did this in back-to-back outings toward the end of May to claim Carolina League Pitcher of the Week honors for May 22-28...transitioned to the bullpen on July 26 and held opponents to a .173 average as a reliever...all 14 relief appearances spanning 22.1 innings were scoreless.

2016—Split the season between Single-A Hickory and Single-A High Desert, earning a June 23 promotion...went 3-3 with a 4.63 ERA in 31 appearances, nine starts, between the two levels...named to the South Atlantic League Midseason All-Star Team.

2015—Began his professional career and went 2-2 with a 2.61 ERA in 17 appearances between Short-A Spokane and Hickory.

PERSONAL/MISCELLANEOUS

Jeffrey Scott Springs was originally signed by Rangers scout Jay Heafner...is married, Bailey...has a son, Stetson...graduated from South Point (N.C.) High School...went 11-0 with a 1.20 ERA and 150 strikeouts as a senior...named the 2011 North Carolina 3-A Player of the Year and won Most Valuable Player honors of the 3-A state championship series...attended Appalachian State University where he was 11-12 with a 5.10 ERA in 58 games, including 43 starts, in four seasons.

LIFETIME PITCHING RECORD

Year	Club	W	L	ERA	G	GS	CG	SHO	SV	IP	H	R	ER	HR	HB	BB	IBB	SO	WP	BK
2015	Spokane	2	2	2.93	15	0	0	0	0	27.2	21	9	9	2	3	14	0	33	3	0
	Hickory	0	0	0.00	2	0	0	0	0	3.1	0	0	0	0	0	1	0	6	0	0
2016	Hickory	1	1	1.16	18	0	0	0	3	31.0	11	8	4	1	0	8	0	40	2	0
	High Desert	2	2	5.36	13	9	0	0	0	48.2	52	33	29	9	2	21	0	52	3	0
2017	Down East	2	8	3.69	31	17	0	0	2	112.1	104	48	46	13	5	37	1	146	6	2
2018	Frisco	3	2	4.82	20	0	0	0	1	37.1	39	20	20	2	2	7	0	68	3	2
	Round Rock	1	2	2.79	13	0	0	0	1	19.1	12	6	6	0	2	12	0	30	0	0
2019	TEXAS	1	1	3.38	18	2	0	0	0	32.0	32	14	12	4	1	14	1	31	3	0
	TEXAS	4	1	6.40	25	0	0	0	0	32.1	38	23	23	4	0	23	0	32	0	0
	Nashville	3	0	3.86	6	0	0	0	0	7.0	6	4	3	1	0	0	0	12	0	0
	AZL Rangers	0	0	0.00	2	2	0	0	0	2.0	0	0	0	0	0	0	0	3	0	0
2020	BOSTON	0	2	7.08	16	0	0	0	0	20.1	30	18	16	5	1	7	1	28	2	0
2021	TAMPA BAY	5	1	3.43	43	0	0	0	2	44.2	35	21	17	9	0	14	1	63	3	0
2022	TAMPA BAY	9	5	2.46	33	25	0	0	0	135.1	114	42	37	14	1	31	0	144	1	1
2023	TAMPA BAY	2	0	0.56	3	3	0	0	0	16.0	4	1	1	1	0	4	0	24	0	0
2024	FCL Rays	0	0	4.50	3	3	0	0	0	2.0	5	1	1	0	0	1	0	5	0	0
	Durham	0	3	4.50	9	9	0	0	0	30.0	33	18	15	3	1	4	0	31	0	1
	TAMPA BAY	2	2	3.27	7	7	0	0	0	33.0	34	12	12	5	1	11	0	37	0	0
Major League Totals		23	12	3.39	145	37	0	0	2	313.2	287	131	118	42	4	104	3	359	9	1
Minor League Totals		14	20	3.73	132	40	0	0	7	320.2	283	147	133	31	15	105	1	426	17	5

CAREER TRANSACTIONS

2015 — Selected by the Texas Rangers in the 30th round of the First-Year Player Draft. **2019** — On the injured list, June 17 to August 31; included rehabilitation assignments to AZL Rangers, August 20 to 28, and Nashville, August 29 to 31. Elected free agency (contract non-tender), December 3; re-signed by Texas, December 13. **2020** — Traded to the Boston Red Sox for minor league first baseman/outfielder Sam Travis, January 15. **2021** — Traded to the Tampa Bay Rays with pitcher Chris Mazza and cash considerations for catcher Ronaldo Hernández and minor league infielder Nick Sogard, February 17. On the injured list, August 1 to November 6. **2022** — On the Covid-IL, April 24. On the bereavement list, June 30 to July 4. On the injured list, July 7 to 23. **2023** — On the injured list, April 15 to November 5. **2024** — On the injured list, March 15 to July 27; included rehabilitation assignments to FCL Rays, May 20 to 25 and June 7 to 11, and Durham, June 12 to July 25. On the injured list, September 5 to 29. Traded to the Athletics with pitcher Jacob Lopez for pitcher Joe Boyle, minor league pitcher Jacob Watters, minor league infielder Will Simpson and the A's 2025 competitive balance round A pick, December 14.

WILD CARD RECORD

Year	Club/Opp.	W	L	ERA	G	GS	CG	SHO	SV	IP	H	R	ER	HR	HB	BB	IBB	SO	WP	BK
2022	TB vs. CLE																			

(On roster — did not pitch)

SPRINGS' CAREER BESTS

Low Hit Complete Game: None

Innings Pitched: 7.0, April 8, 2023 vs. Oakland

Strikeouts: 12, April 2, 2023 vs. Detroit

Pitches: 102, June 24, 2022 vs. Pittsburgh

Longest Winning Streak: 4, May 9, 2021 to April 10, 2022

Longest Losing Streak: 2, August 10 to September 25, 2020

Longest Scoreless Streak: 17.2, August 27 to September 18, 2022

**RIGHT-HANDED PITCHER****Height/Weight:** 6-2 / 225**Bats/Throws:** Right / Right**Birthdate:** August 29, 1996**Opening Day Age:** 28**Birthplace/Resides:** La Jolla, California / Provo, Utah**Major League Service:** 7 days**Obtained:** Claimed off waivers from the Tampa Bay Rays, November 4, 2024**Contract Status:** First year of a one-year contract through 2025
 [Updated Stats](#)
CAREER HIGHLIGHTS

Was signed by the Miami Marlins a month shy of his 24th birthday on July 31, 2020 and was traded to the Tampa Bay Rays July 3, 2021 before being claimed off waivers by the A's on Nov. 4, 2024...made his Major League debut with the Rays with two relief appearances in 2024...is 18-11 with 15 saves and a 4.01 ERA in 138 games as a minor league...has struck out 274 in 206.2 innings (11.93 per nine innings) and walked 83 for a strikeout-to-walk ratio of 3.30.

2024 HIGHLIGHTS

- Made his Major League debut with Tampa Bay and had a 2.25 ERA (4.0 ip, 5 h, 2 r, 1 er, 1 bb, 4 so) in two relief appearances.
- Spent the balance of the season at Triple-A Durham where he was 2-4 with two saves, a 3.28 ERA and .652 opponents OPS in 34 games, including one start.
- The ERA was the lowest of his career as was his .357 opponents slugging percentage...matched his career high in losses.
- Struck out 60 batters in 46.2 innings for a career-best 11.57 strikeouts per nine innings...walked 17 for a career-low 3.28 walks per nine innings.
- Allowed a .208 opponents batting average, which broke down to .194 (18-for-93) with a .558 OPS by left-handed hitters and .227 (17-for-75) with a .767 OPS by right-handers...surrendered five of his seven home runs to righties...issued 11 of his 17 walks to lefties.
- Held the opposition to a .160 batting average with runners on base...six of his seven home runs allowed were solo shots.
- Stranded all five of his inherited runners...converted 2-of-6 (33.3%) save opportunities...first batters faced were 10-for-29 (.345) with three walks and a hit by pitch (.424 on-base percentage).
- Yielded a .120 batting average with two strikes.
- Held the two-hitter in the batting order to a .105 batting average and the clean-up hitter batted .120.
- Tossed at least one inning in 32 of his 34 appearances, including two or more 10 times.
- **DAY-BY-DAY:** Tossed 2.0 scoreless innings in each of his first three appearances...struck out at least one batter in each of his first 21 minor league appearances through June 30 (40 so in 31.1 ip)...made his first (and only) start as a professional on April 11 at Lehigh Valley and had a no decision in a 10-6 Bulls win (2.0 ip, 1 h, 1 r, 1 er, 1 bb, 2 so)...had a 1.80 ERA in eight appearances through the end of April...then compiled a 6.30 ERA in seven appearances in May...had season highs in hits (5), runs (4) and pitches (40) on May 7 vs. Nashville and took the loss...then struck out a career-high tying five in a season-high 2.1 scoreless innings three days later against the Sounds...had a 3.60 ERA in 15 games when he was selected by Tampa Bay on May 31...made his Major League debut that day at Baltimore (2.0 ip, 2 h, 1 bb, 2 so) and struck out Anthony Santander in the eighth inning for his first big league strikeout...made one more appearance on June 4 at Miami (2.0 ip, 3 h, 2 r, 1 er, 2 so) and was optioned back to Durham following the game...posted a 4.26 ERA in six minor league games in June...was recalled for his second stint with the Rays on July 3 but did not pitch before he was sent back to Triple-A the next day...spent the remainder of the season with the Bulls and had a 2.35 ERA and .540 OPS over his final 13 appearances...was placed on the injured list Aug. 4 with a strained right groin and was reinstated on Sept. 5...did not allow a run in five games

following his return and struck out 15 batters in 6.0 innings...has a 1.26 ERA (4 er in 28.2 ip) in 21 career appearances in September...matched his career high with five strikeouts in 2.0 innings on Sept. 13 against Norfolk.

CAREER

2023—Went 6-1 with a 5.27 ERA in 34 relief appearances between Double-A Montgomery and Triple-A Durham...struck out 71 batters in 54.2 innings (11.69 per nine innings) and walked 21 for a strikeout-to-walk ratio of 3.38...made one postseason appearance for Durham (1.0 ip, 2 r, 2 er, 2 bb)...also made 10 relief appearances for Gigantes del Cibao in the Dominican Winter League, going 1-0 with a 3.48 ERA.

2022—In 38 relief appearances between Double-A Montgomery and Triple-A Durham, went 6-2 with a 3.94 ERA...fanned 65 batters in 48.0 innings (12.19 per nine innings)...made one postseason appearance for Durham (1.0 ip, 1 h, 1 so).

2021—Was acquired by the Rays from the Marlins along with cash considerations on July 3 in exchange for right-handed pitcher David Hess...went 4-4 with a 3.45 ERA in 32 relief appearances between the Rays and Marlins systems...did not allow a run in two postseason appearances for Montgomery (2.0 ip, 1 h, 3 so).

2020—Did not pitch as the minor league season was cancelled due to the pandemic.

PERSONAL/MISCELLANEOUS

Justin James Sterner was originally signed by Marlins scout Scott Stanley at the age of 23...was not drafted out of Dana Hills (Calif.) High School and had no college offers...spent two years on a mission to Samoa before walking on at Brigham Young University...went 8-4 with a 2.86 ERA in 27 games, 17 starts, in three seasons with the Cougars.

LIFETIME PITCHING RECORD

Year	Club	W	L	ERA	G	GS	CG	SHO	SV	IP	H	R	ER	HR	HB	BB	IBB	SO	WP	BK
2020 (Minor League Season Cancelled — Did Not Pitch)																				
2021	Jupiter	2	1	1.38	7	0	0	0	3	13.0	3	2	2	0	2	5	0	20	2	0
	Beloit	0	0	7.36	5	0	0	0	0	7.1	6	7	6	3	2	6	0	10	0	0
	Bowling Green	1	2	3.00	6	0	0	0	0	9.0	9	5	3	0	0	3	0	16	1	0
	Montgomery	1	1	3.54	14	0	0	0	3	28.0	23	11	11	4	1	7	0	32	5	0
2022	Montgomery	5	2	2.41	32	0	0	0	4	41.0	31	15	11	6	3	17	2	56	3	0
	Durham	1	0	12.86	6	0	0	0	0	7.0	12	10	10	1	1	7	0	9	3	0
2023	Montgomery	2	1	4.26	11	0	0	0	3	19.0	17	9	9	6	1	2	0	29	1	0
	Durham	4	0	5.80	23	0	0	0	0	35.2	38	24	23	7	0	19	0	42	5	0
2024	Durham	2	4	3.28	34	1	0	0	2	46.2	35	19	17	7	4	17	0	60	2	0
	TAMPA BAY	0	0	2.25	2	0	0	0	0	4.0	5	2	1	0	0	1	1	4	0	0
Major League Totals		0	0	2.25	2	0	0	0	0	4.0	5	2	1	0	0	1	1	4	0	0
Minor League Totals		18	11	4.01	138	1	0	0	15	206.2	174	102	92	34	14	83	2	274	22	0

CAREER TRANSACTIONS

2020 — Signed by the Miami Marlins as a non-drafted free agent, July 31. **2021** — Traded to the Tampa Bay Rays with cash considerations for minor league pitcher David Hess, July 3. **2024** — Claimed off waivers by the Athletics, November 4.

STERNER'S CAREER BESTS

Low Hit Complete Game: None
Innings Pitched: 2.0 (twice), last: June 4, 2024 at Miami
Strikeouts: 2 (twice), last: June 4, 2024 at Miami
Pitches: 36, June 4, 2024
Longest Winning Streak: None
Longest Losing Streak: None
Longest Scoreless Streak: 2.0, May 31, 2024



CATCHER

Height/Weight: 6-4 / 219

Bats/Throws: Right / Right

Birthdate: May 14, 2001

Opening Day Age: 23

Birthplace/Resides: Roseville, California / Scottsdale, Arizona

Major League Service: None

Obtained: Selected in the 1st round (19th selection overall) of the 2022 First-Year Player Draft

Contract Status: First year of a one-year contract through 2025

[Updated Stats](#)

NON-ROSTER INVITEE

CAREER HIGHLIGHTS

Was the A's first round selection and the 19th pick overall in the 2022 First-Year Player Draft and is a .283 career hitter with 21 home runs and 127 RBI in 227 games in three seasons as a professional...led the Midwest League in batting with a mark of .303 for Lansing in 2023...was rated as the A's fourth-best prospect by MiLB.com in 2022 and 23, and seventh-best by *Baseball America* following the 2022 season...played for Mesa in the Arizona Fall League in 2024

2024 HIGHLIGHTS

- Spent the entire season at Double-A Midland and hit .257 with 12 home runs and 50 RBI in 88 games.
- The home runs were a career high as was his .434 slugging percentage, 34 extra base hits and seven hit by pitches...matched his career high with 19 doubles.
- Batted .292 (28-for-96) with an .869 OPS against left-handed pitchers compared to .243 (60-for-247) with a .682 OPS against right-handers...had six home runs and 24 RBI in 96 at bats against lefties and six home runs and 26 RBI in 247 at bats against righties.
- Five of his 12 home runs gave the RockHounds the lead...six came with runners on base.
- Started 81 games at catcher, six at designated hitter and one at first base...made eight errors as the backstop (.990 fielding percentage)...opponents were successful in 99-of-134 (73.9%) stolen base attempts with him behind the plate...led Texas League catchers in assists (55), total chances (790), putouts (727) and games started (81) and tied for the lead in games (81)...also had the most stolen bases allowed and tied for the third most errors.
- Made 45 starts hitting clean-up, 27 batting fifth and 16 from the three spot in the order.
- DAY-BY-DAY:** Went 3-for-13 (.231) with seven strikeouts over his first three games before going on the injured list April 12 with a right forearm contusion...was reinstated on April 19, singled in his second at bat that day at Northwest Arkansas, and then went 0-for-his-next-16...hit his first career grand slam April 28 against Corpus Christi...finished April with a .186 batting average in 11 games...was hitting .197 over his first 18 games through May 10...then hit safely in a season-high nine consecutive games from May 11 to 24 (14-for-39, .359)...allowed six stolen bases June 2 against Corpus Christi...was placed on the injured list on June 20 with a concussion after he was struck in the mask by a foul ball...was reinstated on June 28 and went 12-for-22 (.545) with three home runs and 10 RBI over his first five games following his return...finished June with a .340 batting average in 13 games and then hit .338 with four home runs, 19 RBI and a 1.030 OPS in 17 games in July...was 4-for-5 with two home runs and a career-high five RBI on July 1 at Amarillo...it was his second career two-homer game (Aug. 15, 2023 vs. Great Lakes) and his second four-hit game (May 20, 2023 vs. Lake County)...then scored a career-high four runs three days later against the Sod Poodles...was 10-for-32 (.313) with nine RBI during an eight-game hitting streak from July 12 to 28 but then went 1-for-19 over his next five contests...had at least one caught stealing in five consecutive games from July 30 to Aug. 6...opponents were 5-for-10 (50.0%) in stolen base attempts during that stretch...batted .182 in August and then hit .147 in nine games in September...went 8-for-56 (.143) over his final 15 regular season games beginning Aug. 22...then hit .269 (7-for-26) with a double, home run and four RBI in six postseason games for the RockHounds...played for Mesa in the Arizona Fall League following the season and hit .286

with two home runs and seven RBI in six games...added five walks and three hit by pitches for a .467 on-base percentage.

CAREER

2023—Spent most of the season at High-A Lansing where he batted .303 with seven home runs and 54 RBI in 99 games before he was promoted to Double-A Midland on Aug. 30...hit .280 in 13 games with the RockHounds and combined for a .300 batting average, eight home runs, 62 RBI and a .793 OPS in 112 games overall...was successful in 9-of-9 stolen base attempts...led the Midwest League in batting (.303), ranked eighth in OPS (.810), tied for eighth in triples (5), ninth in on-base percentage (.373) and 10th in hits (111)...ranked third in the A's farm system in batting, fifth in hits (125), seventh in on-base percentage (.365), tied for eighth in triples (5), 10th in slugging (.428) and tied for 10th in RBI...batted .354 with a .948 OPS against left-handed pitchers compared to .284 with a .743 OPS against right-handers...had a .301 batting average with the bases empty, .300 with five of his eight home runs with runners on base...four of his eight home runs put his team ahead...combined to hit .337 with seven of his eight home runs and a .911 OPS in 56 games in his home ballparks...had a .264 average with a .674 OPS in 56 road games...batted .204 with four of his eight home runs with two strikes...started 75 games at catcher and 35 at designated hitter...committed eight errors for a .988 fielding percentage...opponents were successful in 79-of-101 (78.2%) stolen base attempts with him behind the plate...made 53 starts hitting third, 41 batting clean-up, 13 in the five spot and three hitting sixth...was rated as the A's fourth-best prospect by MiLB.com following the season...stole the first base of his career in his second game of the season on April 9 at Great Lakes...went 0-for-4 with a career-high four strikeouts on April 19 at Lake County (had a second four-strikeout game on June 25 at Wisconsin)...was 0-for-7 with four strikeouts in a doubleheader at Lake County on April 23...it was the only time in 2023 he went back-to-back games without reaching base...had his first career triple April 27 against Quad Cities...that began an 18-game reaching base streak through May 18, during which he batted .361 with a .458 on-base percentage...went 4-for-4 with a double and RBI on May 20 against Lake County, his first career four-hit game...had a career-high 11-game hitting streak from July 4-20...went 19-for-42 (.452) with 10 RBI during the streak, which started a 22-game stretch through Aug. 15 where he hit .379 with a .409 on-base percentage...batted .360 in 20 games in July, which was his best single-month average of the season...was hitting .298 with four home runs and 44 RBI in 83 games when he was placed on the injured list Aug. 1 with a sprained right thumb...was reinstated on Aug. 9 and hit .308 with four home runs and 18 RBI over his final 29 contests...had his first career two-homer game Aug. 15 against Great Lakes...reached base safely five times Aug. 24 at Dayton when he went 2-for-2 with a career-high three walks and a career-high two stolen bases...was promoted to Midland on Aug. 30 and went 1-for-3 with three RBI in his Double-A debut on Aug. 31 at Amarillo...hit .333 in 17 games in August and added 10 walks for a .425 on-base percentage.

2022—Was the A's first round draft pick and began his professional career with the A's affiliate in the Arizona Rookie League...went 3-for-6 in two games before he was promoted to Single-A Stockton on Aug. 8...hit .286 in 25 games with the Ports and combined for a .298 average, one home run, 15 RBI and a .758 OPS in 27 games overall...batted .321 against right-handed pitchers, .217 with his lone home run against left-handers...combined for a .405 batting average in his home ballparks...hit .184 on the road...had a .333 batting average with his lone home run with runners on base compared to .260 with the bases empty...was 9-for-17 (.529) when putting the first pitch in play...started 14 games and designated hitter and 12 at catcher...committed four errors behind the plate for a .965 fielding percentage...opponents were successful in 15-of-21 (71.4%) stolen base attempts with him behind the plate...hit .356 as a catcher, .259 as the designated hitter...saw his most action with 15 games batting fifth...following the season, was rated as the A's fourth-best prospect by MiLB.com and seventh-best by *Baseball America*...made his professional debut on Aug. 4 against the Brewers-Blue and went 3-for-3 with a double and two RBI in a start at catcher...was moved up to Stockton on Aug. 8 and hit .338 over his final 18 contests with the Ports...hit his first home run Aug. 13 at San Jose...had his first of two three-RBI games on Aug. 27 at Fresno...that began a season-best six-game hitting streak that ran through Sept. 3...went 10-for-26 (.385) with three doubles and seven RBI during the streak.

PERSONAL/MISCELLANEOUS

Daniel Shawn Susac...graduated from Jesuit (Roseville, Calif.) High School...attended the University of Arizona where he batted .351 with 24 home runs and 126 RBI in 125 games in two seasons with the Wildcats...earned Pac-12 All Conference honors in 2022 and Pac-12 Freshman of the Year honors in 2021...his older brother Andrew played in 114 games for six seasons in the majors with San Francisco (2014-15), Milwaukee (2016-17), Baltimore (2018) and Pittsburgh (2020).

LIFETIME PLAYING RECORD

Year	Club	AVG.	G	AB	R	H	2B	3B	HR	RBI	SH	SF	HP	BB	SO	SB	CS	OBP	SLG	E
2022	ACL A's	.500	2	6	1	3	1	0	0	2	0	0	0	0	0	0	0	.500	.667	0
	Stockton	.286	25	98	14	28	7	0	1	13	0	0	2	7	25	0	0	.346	.388	4
2023	Lansing	.303	99	366	47	111	18	5	7	54	0	2	3	39	88	8	0	.373	.437	8
	Midland	.280	13	50	2	14	1	0	1	8	0	3	1	2	14	1	0	.304	.360	0
2024	Midland	.257	88	343	39	88	19	3	12	50	0	4	7	16	96	7	2	.300	.434	8
Minor League Totals		.283	227	863	103	244	46	8	21	127	0	9	13	64	223	16	2	.338	.428	20

CAREER TRANSACTIONS

2022 — Selected by the Oakland Athletics in the 1st round (19th selection overall) of the First-Year Player Draft.

**OUTFIELDER****Height/Weight:** 6-1 / 187**Bats/Throws:** Right / Right**Birthdate:** January 26, 2001**Opening Day Age:** 24**Birthplace/Resides:** Gainesville, Georgia / Valdosta, Georgia**Major League Service:** None**Obtained:** Selected in the 3rd round of the 2022 First-Year Player Draft**Contract Status:** First year of a one-year contract through 2025
 [Updated Stats](#)
NON-ROSTER INVITEE**CAREER HIGHLIGHTS**

Was the A's third round selection in the 2022 First-Year Player Draft out of Mercer College but did not play that year after undergoing right shoulder surgery following his collegiate season...is a .281 hitter with 49 home runs, 174 RBI, 40 stolen bases and an .875 OPS in 258 games in two professional seasons...has started 134 games in left field, 96 in right field and seven in center field...led all of minor league baseball with 80 extra base hits in 2024, which tied for second most by an A's minor leaguer since 1963...was a Texas League Postseason All-Star in 2024...was rated as the A's seventh-best prospect by MLB.com following the 2024 season and was also named to the All-MiLB Prospect Second Team that season...was named an A's Organization All-Star by MiLB.com in 2023.

2024 HIGHLIGHTS

- Made both his Double-A and Triple-A debuts in 2024 and batted a combined .277 with 31 home runs, 92 RBI and a .905 OPS in 132 games.
- Also had 44 doubles and five triples and his 80 extra base hits tied for second most by an A's minor leaguer since 1963...it was second most to Adam Piatt, who had 91 extra base hits for Vancouver and Midland in 1999...his 44 doubles were the most by an A's minor leaguer since Jason Parry had 44 for Midland and Modesto in 2004.
- Led all of minor league baseball in extra base hits, ranked second in doubles and total bases (289), tied for fourth in home runs and tied for 10th in RBI.
- Led the A's farm system in slugging (.563), OPS, home runs, RBI, hits (142), doubles, extra base hits and total bases, tied for fourth in runs (79) and hit by pitches (14), tied for fifth in triples and ranked seventh in batting...had the fourth most strikeouts (142).
- Was batting .282 with 14 home runs, 47 RBI and a .908 OPS in 59 games with Midland when he was moved up to Las Vegas on June 18...was leading the Texas League in OPS, slugging (.568), RBI, doubles (19) and extra base hits (36) at the time of his promotion, was tied for the lead in home runs and ranked second in hits (66)...went on to hit .272 with 17 home runs, 45 RBI and a .903 OPS in 73 games with the Aviators...from June 18 through the end of the season, he led the Pacific Coast League in extra base hits (44), tied for the lead in doubles (25), tied for fourth in home runs and ranked fifth in slugging (.559).
- His batting average broke down to .307 (115-for-374) with 26 of his 31 home runs, 77 of his 92 RBI and a .992 OPS against right-handed pitchers compared to .194 (27-for-139) with a .675 OPS against left-handers...his career splits are .300 with a .920 OPS against righties, .234 with a .760 OPS against lefties.
- Combined for a .310 batting average in his home ballparks.
- Hit 30 of his 31 home runs at night...17 came with runners on base.

MOST EXTRA BASE HITS BY AN A'S MINOR LEAGUER

1. Adam Piatt (1999, Vancouver/Midland)	91
2. Colby Thomas (2024, Las Vegas/Midland)	80
D.T. Cromer (1996, Modesto)	80
4. Jason Hart (2000, Sacramento/Midland)	79
Jacques Landry (1999, Modesto)	79
Eric Chavez (1998, Edmonton/Huntsville)	79

(since 1963)

- Started 97 games in left field, 25 in right field (all with Las Vegas) and eight at designated hitter...had 15 outfield assists and committed just one error in 123 games overall in the outfield for a .996 fielding percentage.
- Doubled in his lone pinch hitting appearance.
- Started games at every spot in the order except leadoff and clean-up...made 59 starts batting third and 23 hitting fifth.
- Was named to the TL Postseason All-Star team...was rated as the A's seventh-best prospect by MLB.com following the season...named to the All-MiLB Prospect Second Team.
- **DAY-BY-DAY:** Began the season at Midland and went 0-for-2 with two walks in his Double-A debut on April 5 at Corpus Christi...then had his second career four-hit game the next day against the Hooks to begin a season-high eight-game hitting streak that ran through April 14 (17-for-34, .500)...homered in the first three games of the streak and four of the first five...then went 0-for-17 over his next four games...stole three bases on April 24 against Corpus Christi and two the next day for the only multiple-steal games of his career...hit .318 in 21 games in April...tied for the TL lead in extra base hits in April (12) and tied for third in hits (27)...was batting .304 over his first 28 games through May 9...then hit .238 over his next 26 contests from May 10 to June 9...had a career-best streak of eight consecutive games with an RBI from May 15 to 24 (17 RBI total)...drove in a career-high tying four runs May 23 at Frisco... had eight home runs and 29 RBI in 25 games in May...led the TL in home runs, RBI, slugging (.569) and extra base hits (16) in May...was promoted to Las Vegas on June 18 and went 2-for-3 with a double in his Triple-A debut that day at Tacoma ...hit .347 in his first 12 games with the Aviators and combined with Midland and Las Vegas for a .313 batting average, 10 doubles and 16 extra base hits in June...went 8-for-44 (.182) over a 12-game stretch from July 1 to 20...matched his career high with four RBI on July 13 at Sugar Land...batted .404 with 10 runs, eight doubles, five home runs and 11 RBI over a 12-game span from July 21 to Aug. 4... went 4-for-4 with two doubles, two home runs and four RBI July 30 against Albuquerque...it was his first career multi-homer game, his first four extra base hit game and he matched his career high for hits and RBI...his second career two-homer game came on Aug. 4 against the Isotopes...led the Pacific Coast League in doubles in July (9)...went 1-for-5 with a career-high tying four strikeouts on Aug. 30 at Sacramento...hit .182 in 21 games in August...10 of his 14 hits that month were for extra bases (five doubles, one triple, four home runs)...then batted .306 with a 1.029 OPS in 19 games in September...ranked second in the PCL in runs (18) and extra base hits (13) and tied for third in home runs (6).

CAREER

2023—Hit a combined .286 with 18 home runs, 82 RBI and an .844 OPS in 126 games with Single-A Stockton and High-A Lansing in his professional debut...led the A's farm system in extra base hits (63) and doubles (39), ranked second in hits (145), tied for second in RBI and runs (87), tied for third in triples (6), fourth in slugging (.493), tied for fifth in home runs, sixth in batting, tied for sixth in stolen bases (25) and seventh in OPS...struck out 146 times, which tied for fifth most...tied for seventh in all of minor league baseball in doubles and tied for 10th in extra base hits...was named an A's Organization All-Star by MiLB.com...batted .292 with an .846 OPS against right-handed pitchers, .272 with a .841 OPS against left-handers...was 6-for-13 (.462) with two doubles and 17 RBI with the bases loaded...started 71 games in right field, 37 in left field, 11 at designated hitter and seven in center field...had eight assists in 115 games overall in the outfield...made five errors for a .976 fielding percentage...made starts at every spot in the batting order except eighth and ninth...had 47 starts in the leadoff spot, 25 hitting third and 24 batting clean-up...began the year at Stockton and went 2-for-5 with a RBI in his professional debut April 6 against Modesto...singled in his first at bat...hit his first home run the next day against the Nuts...began his career with a 12-game hitting streak from April 6 to 21 (16-for-50, .320)...stole the first base of his career April 15 at Fresno...scored a career-high three runs May 7 against Fresno (also May 21 vs. San Jose and June 16 at Lake Elsinore...collected a career-high four RBI May 28 at Fresno (also June 3 vs. Modesto and Sept. 3 vs. West Michigan)...hit safely in 12 of 13 games from June 9 to 23 (19-for-57, .333)...went 0-for-4 on June 24 and then had a career-high 19-game hitting streak from June 25 to July 21...went 26-for-82 (.317) with 10 doubles, 10 RBI and 16 runs scored during the hitting streak...had a career-best streak of six straight games with an extra base hit from June 29 to July 4 (five doubles, one home run)...batted .295 with a .920 OPS and 24 RBI in 25 games in June...led the California League in RBI in June, tied for the lead

in doubles (9) and ranked third in hits (31)...was hitting .283 with eight home runs and 49 RBI in 72 games with Stockton when he was moved up to Lansing on July 7...was leading the CL in doubles (24) and extra base hits (36) at the time of his promotion, ranked third in hits (82) and tied for fifth in RBI...batted .290 with 10 home runs and 33 RBI in 54 games with the Lugnuts... led the Midwest League in hits (63) and extra base hits (27) from July 7 through the end of the season, ranked second in runs (38), tied for second in doubles (15), tied for third in home runs and tied for fifth in RBI...hit safely in each of his first 10 games with Lansing (13-for-43, .302) and 20 of his first 22 (32-for-95, .337)...had his best batting average in July when he hit .347 in 23 games...went 13-for-29 (.448) with four doubles, a triple, three home runs and nine RBI over a seven-game span from Aug. 11 to 18...had his first career four-hit game Aug. 18 vs. Great Lakes when he went 4-for-5 with a pair of doubles.

2022—Was selected by the A's in the third round of the draft out of Mercer College but did not play...had right shoulder surgery prior to the draft...Dr. Lyle Cain performed an arthroscopic labral repair on May 17.

PERSONAL/MISCELLANEOUS


Colby Grant Thomas was originally signed by A's scout Jemel Spearman...graduated from Valdosta (GA) High School...played collegiately at Mercer College...was a .292 career hitter in college with 35 doubles, three triples, 32 home runs, 100 RBI and 26 stolen bases across three seasons from 2020-22.

LIFETIME PLAYING RECORD

Year	Club	AVG.	G	AB	R	H	2B	3B	HR	RBI	SH	SF	HP	BB	SO	SB	CS	OBP	SLG	E
2022		(Injured — Did not play)																		
2023	Stockton	.283	72	290	49	82	24	4	8	49	0	0	11	26	76	14	4	.364	.476	3
	Lansing	.290	54	217	38	63	15	2	10	33	1	2	4	11	70	11	2	.333	.516	2
2024	Midland	.282	59	234	32	66	19	3	14	47	0	3	5	17	47	12	1	.340	.568	0
	Las Vegas	.272	73	279	47	76	25	2	17	45	0	3	9	23	95	3	3	.344	.559	1
Minor League Totals		.281	258	1020	166	287	83	11	49	174	1	8	29	77	288	40	10	.347	.528	6

CAREER TRANSACTIONS

2019 — Selected by the Baltimore Orioles in the 37th round of the First-Year Player Draft; did not sign. **2022** — Selected by the Oakland Athletics in the third round of the First-Year Player Draft.

**INFIELDER****Height/Weight:** 6-0 / 220**Bats/Throws:** Right / Right**Birthdate:** October 11, 1991**Opening Day Age:** 33**Birthplace/Resides:** Cartagena, Colombia / Cartagena, Colombia**Major League Service:** 7 years, 127 days**Obtained:** Signed as a free agent, December 22, 2024**Contract Status:** First year of a one-year contract through 2025
 [Updated Stats](#)
CAREER HIGHLIGHTS

Is a .273 career hitter with 73 home runs and 332 RBI in 792 games in nine seasons with Cleveland (2015, 17), Toronto (2018), New York-AL (2019-21), Minnesota (2022), Los Angeles-AL (2023), Detroit (2024) and Atlanta (2024)...hit .250 last year with Atlanta and Detroit after combining for a .291 average, 56 home runs and 241 RBI in 497 games over the previous five years...has played in the postseason in five of his nine seasons and is a .195 hitter with three home runs and eight RBI in 24 games...led Major League third basemen in fielding in 2020 (.992)...played for Colombia in the World Baseball Classic in 2017 and 2023.

2024 HIGHLIGHTS

- Began the season with Detroit, was released in mid-August, and signed with Atlanta...combined with both clubs to bat .250 with nine home runs and 52 RBI in 128 games in his ninth season in the majors.
- His batting average, on-base percentage (.286), slugging percentage (.361) and OPS (.647) were all his lowest over the last six years...had the third most games played of his career.
- Batted .271 (91-for-336) with all nine of his home runs and a .701 OPS against right-handed pitchers compared to .177 (17-for-96) with a .462 OPS against left-handers...his career splits are .272 with a .728 OPS against righties, .275 with a .732 OPS against lefties.
- Hit .308 with five home runs and 26 RBI in 51 day games, .213 with four home runs and 26 RBI in 77 night games.
- Batted .419 in the ninth inning and was 5-for-10 (.500) in extra innings...his five extra inning hits tied for the most in the majors...is a .364 (16-for-44) career hitter in extra innings.
- Started 102 games at third base and 15 at first base...also appeared in one game each at shortstop and designated hitter...committed seven errors, all as a third baseman, for a .972 fielding percentage...ranked seventh among Major League third basemen in fielding and ninth in double plays (22).
- Was 0-for-5 with a walk as a pinch hitter.
- Started games in each of the bottom six spots in the order, including 31 in the eighth spot and 28 batting fifth...hit .353 in 10 starts batting ninth.
- **DAY-BY-DAY:** Signed with Detroit on Feb. 22 and was on the Tigers Opening Day roster... was a defensive replacement at third base in the opener but did not bat...then hit safely in seven of his next eight games (12-for-31, .387)...had a career-high tying two doubles April 5 against Oakland...did it again on May 18 at Arizona...was batting .298 in 18 games when he was placed on the 10-day injured list April 20 with a strained right hamstring...was sent to Triple-A Toledo on a rehab assignment on May 9 and went 5-for-8 (.625) in three games with the Mud Hens before he was reinstated from the IL on May 14...went 4-for-25 (.160) over his first eight games following his return...then hit .333 (18-for-54) over a 15-game stretch from May 25 to June 12...had a 22-game streak without an extra base hit from June 13 to July 8, which matched the longest such streak of his career (April 16-May 10, 2023)...had a career-high 0-for-28 streak from June 19 to 29...hit .209 in June, which was his lowest single-month average in a month of seven or more games since he batted .207 in September of 2019... went 12-for-33 (.364) with a double, triple, two home runs and nine RBI over a nine-game stretch from July 7 to 19...hit a two-run walk-off homer in the 10th inning on July 13 vs. Los Angeles (NL)...it was his fifth career walk-off hit and second walk-off homer...had a 2-for-26

(.077) stretch over an 11-game span from July 22 to Aug. 3...went 4-for-5 with three runs scored Aug. 13 against Seattle...matched his career high in hits (fifth time) and runs scored (eighth time)...was batting .243 with five home runs, 34 RBI and a .619 OPS in 92 games with Detroit when he was designated for assignment on Aug. 16...was released on Aug. 18 and signed with Atlanta two days later...hit .265 with four home runs, 15 RBI and a .711 OPS in 36 games with the Braves...started 36 of Atlanta's final 38 games at third base after joining the club...went 0-for-3 with a walk and RBI in his Braves debut on Aug. 20 vs. Philadelphia... then had a season-high 11-game hitting streak from Aug. 21 to Sept. 3 (14-for-41, .341)...went 5-for-42 (119) over his next 12 games from Sept. 4 to 16 but then hit safely in 10 of his final 12 regular season contests (16-for-46, .348)...homered three times over a six-game stretch from Sept. 21 to 29 and connected for four of his nine home runs in the month of September... started both of the Braves two postseason games against San Diego in the National League Wild Card Series and went 0-for-6 with two strikeouts.

CAREER

2023—Limited to 62 games with the Angels in 2023 after missing the final three months of the season...was hitting .299 at the time of his injury, which ranked seventh in the American League...drove in a career-high five runs on April 15 at Boston...hit .315/.353/.435 with six doubles, one triple, one home run and 12 RBI in 28 games during May...sidelined from June 16-Nov. 2 with a left pelvis fracture...appeared in 11 games with Caimanes de Barranquilla in the Colombian Winter League following the season.

2022—Spent the entire season with Minnesota, playing in a career-high 144 games...hit the 50th home run of his big league career on April 8 vs. Seattle, becoming the third Colombian-born player in AL/NL history to reach that mark, joining Edgar Renteria (140) and Orlando Cabrera (123)...notched his third career walk-off hit on May 23 vs. Detroit...also had a walk-off hit on August 1 vs. Detroit with a two-run homer...recorded his fourth career four-hit game on Aug. 16 vs. Kansas City...posted his 500th career hit on Aug. 28 vs. San Francisco, a double off Alex Young...became the fourth Colombian-born player in AL/NL history with 500 career hits, joining Donovan Solano, Orlando Cabrera and Edgar Renteria...hit .333/.404/.425 with five doubles, two home runs and 11 RBI in 33 games during September/October...played in three games with Tigres de Cartagena in the Colombian Winter League following the season.

2021—Appeared in 116 games with the Yankees...won MLB's Play of the Week twice during the season, for the week ending June 20 and Oct. 3...placed on the COVID-19 injured list on April 9 and missed one game before being reinstated...posted his third career four-hit game on April 11 at Tampa Bay, going 4-for-5 with a double, a home run and three RBI...had a career-high, 23-game on-base streak from April 14-May 15, slashing .321/.371/.519 over the span...was on the COVID-19 injured list from July 16-24...sidelined from Aug. 1-25 with a left hamstring strain...started at third base in the American League Wild Card Game at Boston and went 1-for-3.

2020—Played in 43 games with New York (AL) in the COVID-shortened season...was one of three finalists for the American League Gold Glove at third base, posting an AL-best 5.4 UZR, while his .992 fielding percentage was best among big league third basemen...made an Opening Day roster at the Major League level for the first time in his career...hit his first career grand slam in the second inning on Aug. 1 vs. Boston off Zack Godley...recorded a walk-off single in the first game of the doubleheader on Aug. 30 vs. New York (NL) with a single in the bottom of the eighth inning...was on the injured list from Sept. 4-14 with a right elbow bone spur...posted a 13-game hitting streak from Aug. 31-Sept. 24, batting .451/.483/.627 with six doubles, one home run and 11 RBI...appeared in seven postseason games with the Yankees and went 5-for-8 with a home run and five RBI...hit a go-ahead grand slam in the fourth inning of Game 2 of the AL Wild Card Series at Cleveland, becoming the first third basemen in franchise history to hit a grand slam in the postseason...underwent surgery on Dec. 4 to remove a bone chip from his right elbow...the surgery was performed by Yankees Head Team Physician Dr. Christopher Ahmad at New York-Presbyterian Hospital.

2019—Completed his first full season with the Yankees, playing in 132 games...was one of 10 American League players to hit at least .300 (min. 400 at-bats) and collect 50 extra-base hits...

collected his first career walk-off hit with a two-out RBI single on May 17 vs. Tampa Bay off José Alvarado...recorded his first career multi-homer game on Aug. 7 at Baltimore and added another multi-homer performance on Aug. 8 at Toronto...was one of six players with consecutive multi-homer games in 2019 and the first Yankee to accomplish the feat since Aaron Judge in 2017... it was part of a stretch in which he homered in three straight games, hitting five home runs... according to the Elias Sports Bureau, he became the seventh player in Yankees history to hit five homers on a three-game span and first since Alex Rodriguez from Sept. 5-8, 2007...reached base safely in 22 consecutive games from July 22-Aug. 16, batting .467/.489/.900 with 12 doubles, nine home runs and 21 RBI...was sidelined from Aug. 29-Sept. 7 with a left groin strain... over a 32-game stretch from July 27-Sept. 9, hit .408/.431/.728 with 13 doubles, nine home runs and 22 RBI...during that span, he led the Majors in batting average and ranked third in on-base percentage, slugging percentage and OPS (1.159)...hit his first career pinch-hit home run in the second game of the doubleheader on Sept. 12 at Detroit off Gregory Soto...started each of the Yankees nine postseason games at third base, going 8-for-33 with one double, two home runs and two RBI...hit his first career postseason home run in the first game of the American League Championship Series at Houston...reached base safely four times in Game 6 of the ALCS at Houston, going 3-for-3 with a solo homer

2018—Began the season with Cleveland, but also saw time in both the Blue Jays and Yankees organizations...started the season on the injured list with a right hamstring strain and was reinstated on May 3...was traded to Toronto on May 9 and played in 19 games with the Blue Jays from May 12-June 25 in his only big league stint of the season...played in 25 games with Triple-A Scranton/Wilkes-Barre in August, batting .319/.347/.500 with seven doubles, two triples, two home runs and 12 RBI...appeared in nine playoff games with Scranton/Wilkes-Barre and went 13-for-34 with four doubles, one home run and three RBI...following the season, suited up in 26 games for Tigres del Licey in the Dominican Winter League.

2017—Split the season between Triple-A Columbus and Cleveland...finished the month of May batting .307/.342/.412 with three doubles, three home runs and 10 RBI in 29 games with Columbus...made his playoff debut with Cleveland during the American League Division Series vs. New York (AL), starting all five games and going 2-for-12 with one RBI.

2016—Spent the entire season with Triple-A Columbus, appearing in 117 games...was named International Player of the Week for the week ending May 1 after slashing .455/.462/.727 with three doubles, one home run and 10 RBI in seven games...was on the injured list from May 12-24 with a right hamstring strain...earned International Player of the Week honors for the second time during the season for the week ending Aug. 7, going 14-for-28 with four doubles, two home runs and 12 RBI...posted a 21-game hitting streak from July 16-Aug. 8, batting .396/.392/.615 with nine doubles, four home runs and 20 RBI...following the season, played in 43 games with Aguilas del Zulia in the Venezuelan Winter League, hitting .337/.352/.485 with 16 doubles, three home runs and 33 RBI.

2015—Saw his first Major League action, playing in 81 games with Cleveland...sidelined from April 9-22 and May 8-20 with lower back inflammation...made his Major League debut on June 9 vs. Seattle, starting at third base and going 0-for-3...collected his first hit (third inning RBI single off Tom Wilhelmson) and first home run (solo shot off Vidal Nuno in the fifth inning) on June 11 vs. Seattle...had a season-high, 13-game hitting streak from June 20-July 4, going 13-for-44 with a home run and three RBI...hit a game-winning, two-run home run in the 12th inning on Aug. 4 at Los Angeles (AL), becoming the second player in Cleveland history to break a 0-0 tie with an extra-inning home run (also, Brook Jacoby on April 15, 1991 at Boston).

2014—Named Cleveland's Minor League Player of the Year, combining to play in 128 games between Double-A Akron and Triple-A Columbus...named an Organization All-Star by MiLB.com...led all Cleveland minor leaguers with 78 runs scored, while he was second with 84 RBI, third with 136 hits and fourth with 18 home runs...batted .321/.398/.526 with eight doubles, one triple, two home runs and 16 RBI in 24 games with Columbus in July...played in 27 games with Aguilas del Zulia in the Venezuelan Winter League, hitting .398/.424/.556 with two doubles, three

triples, three home runs and 22 RBI...ranked as the No. 11 prospect in the Cleveland organization and the No. 12 prospect in the International League by *Baseball America* following the season.

2013—Appeared in 116 games with Double-A Akron in 2013...posted a 12-game hitting streak from May 3-18, batting .405/.432/.524 with three doubles, one triple and two RBI.

2012—Spent the entire season with Single A Carolina...sidelined from May 2-20 with a left wrist sprain...earned Carolina League Player of the Week honors for the week ending Aug. 12, finishing the week 13-for-25 with five doubles, three home runs and six RBI in six games...slashed .336/.345/.586 with nine doubles, one triple, six home runs and 12 RBI in 28 games during August...hit safely in 11 consecutive games from Aug. 21-Sept. 2, going 16-for-45 with three doubles, one triple, four home runs and seven RBI...ranked as the No. 22 prospect in the Cleveland organization by *Baseball America* following the season...also rated as possessing the best infield arm in the organization.

2011—Played in 126 games with Single-A Lake County...finished the month of July batting .313/.325/.455 with eight doubles, one triple, two home runs and 14 RBI in 28 games...tabbed the best defensive third baseman in the Midwest League by *Baseball America*.

2010—Spent the entire season with Single-A Mahoning Valley, appearing in 58 games...named New York-Penn League Player of the Week for the week ending Aug. 8, going 13-for-28 with two doubles, two home runs and seven RBI in seven games...ranked as the No. 30 prospect in the Cleveland organization by *Baseball America* following the season...also rated as possessing the best infield arm in the organization.

2009—Made his professional debut and combined to play in 59 games for the DSL Indians and AZL Indians.

PERSONAL/MISCELLANEOUS

Giovanni Urshela...is married, Danna...has a daughter, Gianna...in February 2021, was named an official Health Ambassador for Hackensack Meridian Health...in the role, engaged with pediatric patients through virtual visits and other events at the Joseph M. Sanzari Children's Hospital in Hackensack, K. Hovanian Children's Hospital in Neptune, NJ, and other locations throughout the network.

LIFETIME PLAYING RECORD

Year	Club	AVG.	G	AB	R	H	2B	3B	HR	RBI	SH	SF	HP	BB	SO	SB	CS	OBP	SLG	E
2009	DSL Indians	.269	27	108	10	29	8	1	1	24	0	1	1	7	14	2	2	.316	.389	10
	AZL Indians	.257	32	105	10	27	2	0	0	11	1	2	1	10	12	3	0	.322	.276	11
2010	Mahoning Valley	.290	58	221	22	64	8	0	3	35	1	6	3	12	32	5	3	.326	.367	8
2011	Lake County	.238	126	505	57	120	24	2	9	46	2	4	4	14	69	3	0	.262	.347	22
2012	Carolina	.279	114	438	50	122	30	1	14	59	6	8	7	16	61	1	1	.309	.447	10
2013	Akron	.270	116	445	42	120	23	2	8	43	4	2	1	14	48	1	1	.292	.384	12
2014	Akron	.300	24	90	15	27	9	0	5	19	0	1	1	6	16	1	1	.347	.567	4
	Columbus	.276	104	395	63	109	27	6	13	65	1	1	3	30	51	0	2	.331	.473	5
2015	Columbus	.272	22	81	12	22	5	1	3	9	0	0	0	3	12	0	0	.298	.469	3
	CLEVELAND	.225	81	267	25	60	8	1	6	21	1	0	2	18	58	0	1	.279	.330	6
2016	Columbus	.274	117	468	54	128	24	1	8	57	1	6	1	15	58	0	0	.294	.380	9
2017	Columbus	.266	76	297	34	79	12	1	6	34	1	2	5	20	45	0	0	.321	.374	6
	CLEVELAND	.224	67	156	14	35	7	0	1	15	1	0	0	8	22	0	0	.262	.288	5
2018	Columbus	.324	11	37	6	12	4	0	0	7	0	0	0	5	9	0	0	.405	.432	1
	Buffalo	.244	24	86	7	21	3	0	0	5	0	1	0	4	9	0	0	.275	.279	3
	Scranton/WB	.307	27	101	14	31	7	2	2	12	1	0	1	4	13	0	0	.340	.475	1
	TORONTO	.233	19	43	7	10	1	0	1	3	0	0	1	2	10	0	0	.283	.326	1
2019	Scranton/WB	.444	2	9	2	4	2	0	0	1	0	0	0	2	0	0	0	.444	.667	0
	NEW YORK (AL)	.314	132	442	73	139	34	0	21	74	0	4	5	25	87	1	1	.355	.534	13
2020	NEW YORK (AL)	.298	43	151	24	45	11	0	6	30	0	4	1	18	25	1	0	.368	.490	1
2021	Somerset	.500	2	8	3	4	1	0	0	0	0	0	1	0	1	0	0	.556	.625	0
	NEW YORK (AL)	.267	116	420	42	112	18	2	14	49	0	1	1	20	109	1	0	.301	.419	12
2022	MINNESOTA	.285	144	501	61	143	27	3	13	64	0	7	2	41	96	1	0	.338	.429	6
2023	LOS ANGELES (AL)	.299	62	214	22	64	8	1	2	24	0	3	1	10	36	3	2	.329	.374	7
2024	Toledo	.625	3	8	2	5	0	0	0	1	0	0	0	1	1	0	0	.667	.625	0
	DETROIT	.243	92	300	25	73	10	1	5	37	0	5	1	19	49	0	0	.286	.333	5
	ATLANTA	.265	36	132	9	35	9	0	4	15	0	0	0	4	23	0	0	.287	.424	2
Major League Totals		.273	792	2626	302	716	133	8	73	332	2	24	14	165	515	7	4	.316	.413	58
Minor League Totals		.272	885	3402	403	924	189	17	72	428	18	34	29	161	453	16	10	.307	.401	105

CAREER TRANSACTIONS

2008 — Signed by the Cleveland Indians as a non-drafted free agent, July 2. **2018** — On the injured list, March 26 to May 3; included rehabilitation assignment to Columbus, April 13 to May 1. Traded to the Toronto Blue Jays for cash considerations, May 9. Traded to the New York Yankees for cash considerations, August 4. **2019** — On the injured list, August 29 to September 7. **2020** — On the injured list, September 4 to 14. **2021** — On the injured list, April 9. On the injured list, July 16 to 24. On the injured list, August 1 to 25; included rehabilitation assignment to Somerset, August 22 to 25. **2022** — Traded to the Minnesota Twins with catcher Gary Sanchez for catcher Ben Rortvedt and infielders Josh Donaldson and Isiah Kiner-Falefa, March 13. On the paternity list, July 29 to 31. Traded to the Los Angeles Angels for minor league pitcher Alejandro Hidalgo, November 18. **2023** — On the injured list, June 16 to November 1. Elected free agency, November 2. **2024** — Signed by the Detroit Tigers, February 22. On the injured list, April 20 to May 13; included rehabilitation assignment to Toledo, May 9 to 13. Released, August 18; signed by the Atlanta Braves, August 20. Elected free agency, October 31; signed by the Athletics, December 21.

WILD CARD PLAYING RECORD

Year	Club/Opp.	AVG.	G	AB	R	H	2B	3B	HR	RBI	SH	SF	HP	BB	SO	SB	CS	OBP	SLG	E
2020	NY Yankees vs. CLE	.333	2	9	3	3	0	0	1	5	0	1	0	0	3	0	0	.300	.667	0
2021	NY Yankees vs. BOS	.333	1	3	0	1	0	0	0	0	0	0	0	0	1	0	0	.333	.333	0
2024	ATL Braves vs. SD	.000	2	6	0	0	0	0	0	0	0	0	0	2	0	0	0	.000	.000	0
Totals		.222	5	18	3	4	0	0	1	5	0	1	0	0	6	0	0	.211	.389	0

DIVISION SERIES PLAYING RECORD

Year	Club/Opp.	AVG.	G	AB	R	H	2B	3B	HR	RBI	SH	SF	HP	BB	SO	SB	CS	OBP	SLG	E
2017	CLE vs. NYY	.167	5	12	0	2	0	0	0	1	1	0	0	0	6	0	0	.167	.167	2
2019	NY Yankees vs. MIN	.250	3	12	1	3	1	0	0	0	0	0	0	2	0	0	0	.250	.333	0
2020	NY Yankees vs. TB	.105	5	19	1	2	0	0	0	0	0	0	0	2	4	0	0	.190	.105	1
Totals		.163	13	43	2	7	1	0	0	1	1	0	0	2	12	0	0	.200	.186	3

LEAGUE CHAMPIONSHIP SERIES PLAYING RECORD

Year	Club/Opp.	AVG.	G	AB	R	H	2B	3B	HR	RBI	SH	SF	HP	BB	SO	SB	CS	OBP	SLG	E
2019	NY Yankees vs. HOU	.238	6	21	3	5	0	0	2	2	0	0	0	2	2	0	0	.304	.524	0

WORLD BASEBALL CLASSIC PLAYING RECORD

Year	Club	AVG.	G	AB	R	H	2B	3B	HR	RBI	SH	SF	HP	BB	SO	SB	CS	OBP	SLG	E
2017	Colombia	.143	3	14	0	2	0	0	0	1	0	0	0	0	3	0	0	.143	.143	1
2023	Colombia	.000	4	14	0	0	0	0	0	1	0	1	0	2	3	0	0	.118	.000	0
Totals		.071	7	28	0	2	0	0	0	2	0	1	0	2	6	0	0	.129	.071	1

URSHELA'S CAREER BESTS

Hits: 4 (five times), last: August 13, 2024 vs. Seattle

Home Runs: 2 (twice), August 8, 2019 at Toronto; August 7, 2019 at Baltimore

Runs Batted In: 5, April 15, 2023 at Boston

Stolen Bases: 1 (seven times), last: May 26, 2023 vs. Miami

Hitting Streak: 13 (three times) last: August 31 to September 24, 2020

Hitless Streak (At Bats): 28, June 19 to 29, 2024

Game Ending RBI: 5, July 13, 2024 vs. Los Angeles-NL (home run); August 1, 2022 vs. Detroit (home run); May 23, 2022 vs. Detroit (single); August 30, 2020 vs. New York-NL G#1 (single); May 17, 2019 vs. Tampa Bay (single)

Grand Slams: 2, April 15, 2023 at Boston (Nick Pivetta); August 1, 2020 vs. Boston (Zack Godley)

Pinch-Hit Home Runs: 2, May 14, 2021 at Baltimore (Travis Lakins Sr.); September 12, 2019 at Detroit G#2 (Gregory Soto)

Inside-The-Park Home Runs: None

Lead Off Home Runs: None

**LEFT-HANDED PITCHER****Height/Weight:** 6-3 / 228**Bats/Throws:** Left / Left**Birthdate:** January 8, 1998**Opening Day Age:** 26**Birthplace/Resides:** San Diego, California / San Diego, California**Major League Service:** 2 years, 35 days**Obtained:** Acquired from the New York Yankees with Cooper Bowman, Luis Medina and JP Sears for Frankie Montas and Lou Trivino, August 1, 2022**Contract Status:** First year of a one-year contract through 2025 [Updated Stats](#)**CAREER HIGHLIGHTS**

Was originally selected by the New York Yankees in the fifth round of the 2019 First-Year Player draft and was dealt to the A's at the 2022 trading deadline...is 6-11 with a 5.28 ERA in 42 games, including 29 starts, in two seasons with Oakland...is also 12-9 with a 3.03 ERA in 54 games, including 52 starts, in three seasons in the minors...has 349 strikeouts in 234.1 innings, an average of 13.40 per nine innings...has walked 94 for a strikeout-to-walk ratio of 3.71...missed the entire 2024 season after undergoing "Tommy John" surgery...was named to the American League squad for the 2022 All-Star Futures Game...was rated as the Yankees 10th-best prospect by *Baseball America* following the 2021 season and the A's fifth-best following 2022...was listed as the A's second-best by MiLB.com following the 2022 season.

2024 HIGHLIGHTS

- Was placed on the 60-day injured list Feb. 14 with a strained left elbow.
- Had "Tommy John" surgery on his left elbow on May 15...the surgery was performed by Dr. Neil ElAttrache at the Cedars-Sinai Kerlan-Jobe Institute and involved a flexor tendon repair and a UCL reconstruction with internal brace procedure.
- Missed the entire season.

CAREER

2023—Spent the entire season with the A's, working as a starter, reliever and opener...went 4-9 with one save, a 5.36 ERA and .840 opponents OPS in 35 games, including 22 starts...struck out 132 batters, which tied for fifth most in Oakland history by a rookie...surrendered 24 home runs, which tied for third most...ranked fourth among Major League rookies in strikeouts and fifth in innings pitched (141.0)...was also second runs allowed (93) and walks (71), tied for second in hit batters (9), third in hits (149), tied for third in home runs and tied for fourth in losses (9)...his 71 walks tied for 10th most in the majors among all pitchers...based on a minimum of 140 innings pitched, he had the second highest opponents on-base percentage in the majors (.360), third lowest strikeout-to-walk ratio (1.86), fourth highest OPS (.840), fifth most pitches per inning (18.1), seventh highest ERA and ninth highest slugging percentage (.480)...using the 140 innings pitched minimum, he had the seventh highest OPS in Oakland history and the eighth highest ERA and slugging percentage...led the A's in runs and walks...went 1-4 with a 7.46 ERA and 1.012 opponents OPS in 12 games, including 10 starts, in April and May...then compiled a 3-5 record with a 4.18 ERA and .732 opponents OPS over his final 23 games, including 12 starts...had an ERA above 7.00 in each of the first two months (7.26 in April, 7.78 in May) and under 5.00 in the last four (4.60 in June, 4.91 in July, 3.68 in August, 4.00 in September)...went 2-5 with a 5.33 ERA and .879 OPS in his 22 starting assignments and his 15 no decisions tied for fifth most in the majors among starters...the no decisions tied the Athletics record for most by a starting pitcher in a season...shares the mark with Ron Darling, who went 5-9 in 29 starts in 1993...left with the lead and was in position to win in five of his no decisions...made 20 traditional starts and two as an opener...was 2-4 with a 5.45 ERA and .732 OPS in 13 relief appearances...tossed at least two innings in 10 of his relief appearances, including 4.0 or more four times...first batters faced were 5-for-13 (.385) and he allowed 1-of-2 inherited runners to score...allowed a .271 opponents batting average, which included a .269 mark and .949 OPS against left-handed hitters and .271 with a .813 OPS against right-handers...17 of the 29 hits he allowed to lefties were for extra bases...

opponents hit .259 with runners in scoring position and were 2-for-20 (.100) with a double, a grand slam and four walks with the bases loaded...as a starter, he had a .229 opponents batting average and .764 OPS the first time through the order, .280 and .921 the second time and .330 and 1.024 the third time...combined for a 2.93 ERA over innings 1-3, had a 10.56 ERA in the fourth inning and a 6.26 ERA from the fifth inning on...was 1-3 with a 4.46 ERA in 16 games at home, 3-6 with a 6.17 ERA in 19 games on the road...posted a 0-4 record, a 7.15 ERA and .956 opponents OPS in 13 day games...went 4-5 with a 4.68 ERA and .791 OPS in 22 night games... was 2-6 with a 6.63 ERA and .950 OPS in 21 games before the All-Star Break, 2-3 with a 4.04 ERA and .714 OPS after the break...collected three of his four wins against American League Central teams and was 3-0 with a 4.56 ERA in six games, including five starts...went 1-3 with a 7.23 ERA in 11 games on four days rest, 3-6 with a 4.57 ERA in his other 24 appearances...held the opponents leadoff hitter to a .227 batting average but the five hitter batted .365...did not surrender a home run to the clean-up hitter...committed four errors, which tied for second most in the majors among pitchers...had three pickoffs, which tied for 11th most...the A's were 9-13 (.409) in his starting assignments...began the season in the A's starting rotation and went 1-4 with a 6.85 ERA in nine starts through May 19 before splitting his duties between the pen, the rotation and opening...allowed a career-high nine hits in his first start of the season on April 2 against Los Angeles (AL) and was the losing pitcher in the A's 6-0 loss...surrendered a three-run home run to O'Hoppe in the fourth to snap a career-high 14.0-inning scoreless streak dating back to 2022... allowed three home runs against the Angels and a career-high four in his next start on April 7 at Tampa Bay...the seven home runs in back-to-back starts match the most in Oakland history by a pitcher over a two-game stretch...allowed a career-high eight runs in 3.0 innings in the start against the Rays, which was his shortest outing of the season in a traditional start...tossed a season-high 6.1 innings April 12 at Baltimore but had a no decision in the A's 8-4 win...left with a 4-2 lead but Familia blew the save...it was the first of five times he left with the lead in position to win only to have the bullpen blow the save (April 12, 24 and 30; August 7 and 13)...tossed 5.0 scoreless innings in his fourth start on April 18 at Chicago (NL) but had a no decision as the A's were shutout 4-0...finished April 0-2 with a 7.26 ERA and .976 opponents OPS in six starts...had the highest opponents OPS (.976) and slugging percentage (.598) in the majors in April, the fourth highest on-base percentage (.378) and the fifth highest ERA and batting average (.307)... the ERA was the highest April ERA in Athletics history among pitchers with 30 or more innings... allowed 10 home runs, which were the most in the majors and matched Gil Heredia (2001) for the most home runs in April in Athletics history...then went 1-2 with a 7.78 ERA and 1.062 OPS in six games in May...walked a career-high six batters and tossed a career-high 114 pitches on May 6 at Kansas City but picked up his first win of the season in the A's 5-4 victory...was moved out of the starting rotation after allowing four runs on five hits and five walks in 5.0 innings in a 5-1 loss at Houston on May 19...took the loss in his first relief appearance on May 24 at Seattle... struck out a season-high tying seven batters in 2.2 innings but allowed five runs on eight hits and three walks...then compiled a 2.84 ERA over his next seven appearances from May 28 to June 20, including two starts as an opener...made his first start as an opener on May 28 against Houston (1.0 ip, 1 h, 1 r, 1 er, 2 so)...earned the first save of his career on June 12 against Tampa Bay when he tossed 3.0 scoreless innings in the A's 4-3 win...became the first A's pitcher to toss three or more scoreless innings for the save in a one-run game since Elias Sosa on May 2, 1978... went 1-1 with a 4.91 ERA, .203 opponents batting average and .678 OPS in five games, including two starts, in July...tossed 6.0 scoreless and hitless innings of relief in his next outing, a 4-0 win at Houston on Sept. 11...that matched the most hitless innings pitched by a reliever in Athletics history (Rube Vickers, 1908; Eddie Rommel, 1923; Dennis Eckersley, 1987)...allowed six runs on a career-high tying nine hits in 4.0 innings of relief in a 10-1 loss to San Diego on Sept. 17...that snapped his scoreless streak at 12.0 innings...it was the longest single-season scoreless streak of his career and two short of his career high of 14.0 from Sept. 30, 2022-April 2, 2023...struck out a season-high tying seven batters in 6.0 innings and did not walk a batter for the second consecutive outing in an 8-2 win over Detroit on Sept. 22...it snapped a streak of six consecutive starts without a decision...that tied the Athletics record for consecutive no decisions by a starter (excluding openers)...had two wins in September after winning two games total over the first five months...experienced left medial elbow discomfort in his final start and underwent an MRI and clinical evaluation with Dr. Mike Freehill at Stanford University...was subsequently seen by Dr. Neil ElAttrache at Kerlan-Jobe and a diagnosis of a flexor tendon strain and UCL ligament

sprain was determined...had a Tenex procedure with Dr. Steve Yoon on Oct. 17 and a follow-up PRP injection to the flexor tendon on Oct. 24.

2022—Made both his Triple-A and Major League debuts in 2022...began the season in the New York Yankees organization, was dealt to the A's at the trading deadline and joined Oakland in September for his big league debut...went 2-2 with a 4.93 ERA and .781 opponents OPS in seven games, all starts...struck out 33 batters in 34.2 innings and walked 10 for a strikeout-to-walk ratio of 3.30...allowed a .244 opponents batting average, which broke down to .138 with a .366 OPS against left-handed hitters compared to .275 with an .897 OPS against right-handers...surrendered 17 of his 18 extra base hits and issued nine of his 10 walks to right-handed hitters...yielded a .288 batting average and .843 OPS the first time through the order, .196 with a .650 OPS the second time and .238 with a .923 OPS after that...was 2-1 with a 3.63 ERA and .653 opponents OPS in three starts in the Coliseum, 0-1 with a 6.23 ERA and .884 OPS in four starts on the road...however, surrendered four of his five home runs in Oakland...had a 7.52 ERA and .962 opponents OPS in odd numbered innings, a 1.26 ERA and .523 OPS in even numbered innings...did not allow a run in the fourth inning (6.0 ip)...the first two hitters in the batting order combined for a .371 batting average against him but he held the three through nine hitters to a .198 average...opponents were 0-for-12 on an 0-2 count...combined for a 6-4 record, a 2.84 ERA and .644 opponents OPS in 21 starts with Double-A Somerset, Triple-A Scranton/Wilkes-Barre and Triple-A Las Vegas...struck out 137 batters in 95.0 innings, an average of 12.98 per nine innings...walked 36 for a strikeout-to-walk ratio of 3.81...matched his minor league best in wins and starts...his average of 12.98 strikeouts per nine innings was second best among Double-A and Triple-A pitchers with 90 or more innings pitched and 10th best among all minor leaguers...represented the American League in the All-Star Futures Game...allowed a .211 opponents batting average, which broke down .168 with a .528 OPS against left-handed hitters compared to .227 with a .687 OPS against right-handers...held the opposition to a .188 average with runners in scoring position...was 6-2 with a 1.99 ERA and .568 opponents OPS over his first 14 starts through July 4...then went 0-2 with a 5.00 ERA and .813 OPS over his final seven minor league starts...was 4-0 with a 1.91 ERA and .547 opponents OPS in nine starts on six days rest or more, 1-4 with a 4.25 ERA and .774 OPS in 10 starts on five days rest or fewer...had a 5.14 ERA and .876 opponents OPS in the first inning, a 2.19 ERA and .577 OPS from the second inning on...allowed a .135 batting average with two strikes...was rated as the A's fifth best prospect by *Baseball America* following the season but was listed as number two by MiLB.com...began the year at Double-A Somerset and did not allow a run in each of his first two starts on April 9 at Reading and April 16 against Erie (10.0 ip)...finished April 2-0 with a 1.45 ERA in four starts...then went 2-1 with a 1.33 ERA in four starts in May...logged 5.0 scoreless and hitless innings on May 8 against New Hampshire and struck out a minor league career high 12 batters in a 3-2 win...was 4-0 with a 1.26 ERA and .479 OPS in six starts at Somerset when he was promoted to Scranton/Wilkes-Barre on May 17...had a no decision in his Triple-A debut on May 22 at Worcester (5.1 ip, 3 h, 1 r, 1 er, 2 bb, 9 so)...tossed 6.0 innings and struck out 11 in an 8-4 win at Syracuse on June 11...it was his second 10-strikeout game of the season and the eighth of his career...recorded the save for the American League in the All-Star Futures Game on July 16 at Dodger Stadium...entered the game with two outs in the bottom of the seventh and got Jackson Chourio to fly out to preserve a 6-4 win...was 2-3 with a 3.59 ERA and .695 OPS in 11 starts with Scranton/Wilkes-Barre when he was traded to the A's on Aug. 1 with Luis Medina, JP Sears and minor leaguer Cooper Bowman for Frankie Montas and Lou Trivino...went 0-1 with a 3.38 ERA and .744 OPS in four starts with Las Vegas...was selected by Oakland on Sept. 1 and made his Major League debut that day at Washington...had a no decision in the A's 7-5, 10-inning loss and walked four batters in 4.2 innings...issued just six free passes over his final six starts and 30.0 innings...became the 57th pitcher in Oakland history to start in his ML debut, the fourth in 2022...struck out Luke Voit looking in the first inning for his first strikeout...was 0-2 with a 7.13 ERA and .908 OPS over his first four starts through Sept. 18...then went 2-0 with a 2.65 ERA and .617 OPS over his final three starts...picked up his first Major League win in a 10-4 A's victory on Sept. 24 against New York (NL), despite allowing four runs in 5.0 innings...struck out a career-high eight batters and allowed just one run in 5.0 innings on Sept. 30 at Seattle but had a no decision in the A's 2-1 loss...tossed a career-high 7.0 scoreless innings for the win in his final start, a 3-2 A's victory over Los Angeles (AL) in the final game of the season.

2021—Combined with High-A Hudson Valley and Double-A Somerset to go 6-3 with a 3.03 ERA in 23 games, including 21 starts...struck out 163, which tied for fourth most in the minors...led Yankees minor leaguers in strikeouts, ranked second in opponents batting average (.193), fourth in ERA and innings pitched (110.0 ip) and tied for fourth in games started...began the season with Hudson Valley, posting a career-long 30.2 scoreless inning streak over seven starts with the Renegades...was promoted to Somerset on June 15, going 4-3 with a 4.20 ERA in 16 games, 14 starts...ranked third in the Double-A Northeast in strikeouts (108)...following the season, was named by *Baseball America* as the No. 10 prospect in the Yankees organization...was named a MiLB.com Organization All-Star.

2020—Did not pitch due to the pandemic.

2019—Made his professional debut with Rookie Pulaski, going 0-2 with a 3.68 ERA in 10 starts...struck out 49 and walked just seven in 29.1 innings...also made one postseason start and had a no decision, tossing 4.2 scoreless innings, allowing one hit and striking out nine in a 6-0 win over Burlington on Aug. 31.

PERSONAL/MISCELLANEOUS

Kenneth Dieter Waldichuk...graduated from University City (Calif.) HS in 2016...attended St. Mary's College in Moraga...was a 2018 *Collegiate Baseball* Second-Team All-American after winning the West Coast Conference ERA title (2.05) as a sophomore...was named a 2019 Second-Team Preseason All-American by *Collegiate Baseball*.

LIFETIME PITCHING RECORD

Year	Club	W	L	ERA	G	GS	CG	SHO	SV	IP	H	R	ER	HR	HB	BB	IBB	SO	WP	BK
2019	Pulaski	0	2	3.68	10	10	0	0	0	29.1	19	12	12	2	1	7	0	49	5	0
2020		(Minor League Season Cancelled — Did Not Pitch)																		
2021	Hudson Valley	2	0	0.00	7	7	0	0	0	30.2	12	0	0	0	0	13	0	55	3	0
	Somerset	4	3	4.20	16	14	0	0	0	79.1	64	44	37	13	6	38	0	108	6	0
2022	Somerset	4	0	1.26	6	6	0	0	0	28.2	16	6	4	2	1	10	0	46	1	0
	Scranton/Wilkes-Barre	2	3	3.59	11	11	0	0	0	47.2	38	20	19	5	7	23	0	70	2	0
	Las Vegas	0	1	3.38	4	4	0	0	0	18.2	20	9	7	3	1	3	0	21	1	0
	OAKLAND	2	2	4.93	7	7	0	0	0	34.2	32	19	19	5	4	10	0	33	1	0
2023	OAKLAND	4	9	5.36	35	22	0	0	1	141.0	149	93	84	24	9	71	1	132	7	1
2024	OAKLAND	(Injured — Did Not Pitch)																		
Major League Totals		6	11	5.28	42	29	0	0	1	175.2	181	112	103	29	13	81	1	165	8	1
Minor League Totals		12	9	3.03	54	52	0	0	0	234.1	169	91	79	25	16	94	0	349	18	0

CAREER TRANSACTIONS

2019 — Selected by the New York Yankees organization in the 5th round of the First-Year Player Draft. **2022** — Traded to the Oakland Athletics with pitchers Luis Medina and JP Sears and minor league infielder Cooper Bowman for pitchers Frankie Montas and Lou Trivino, August 1. **2024** — On the injured list, February 14 to October 30.

WALDICHUK'S CAREER BESTS

Low Hit Complete Game: None

Innings Pitched: 7.0, October 5, 2022 vs. Los Angeles (AL)

Strikeouts: 8, September 30, 2022 at Seattle

Pitches: 114, May 6, 2023 at Kansas City

Longest Winning Streak: 2, September 24 to October 5, 2022

Longest Losing Streak: 3, May 19 to June 17, 2023

Longest Scoreless Streak: 14.0, September 30, 2022 to April 2, 2023



INFIELDER

Height/Weight: 6-3 / 193

Bats/Throws: Right / Right

Birthdate: March 30, 2002


Opening Day Age: 22

Birthplace/Resides: Los Angeles, California / Gilbert, Arizona

Major League Service: 73 days

Obtained: Selected in the 1st round of the 2023 First-Year Player Draft

Contract Status: First year of a one-year contract through 2025

 [Updated Stats](#)

CAREER HIGHLIGHTS

Was the A's first round selection and the sixth pick overall in the 2023 First-Year Player Draft and made his Major League debut in 2024...became the first Athletic to reach the majors the year after he was drafted since Huston Street (drafted 2004, debut 2005)...hit .250 with three RBI in 28 games with the A's...is a .401 hitter with eight home runs and 52 RBI in 79 games in two seasons in the minors...has appeared exclusively at shortstop on defense in both the majors and minors...was rated as the A's No. 1 prospect by MiLB.com following the 2023 season...played collegiately at Grand Canyon University where he was a three-time first-team All-WAC honoree and the 2023 WAC Defensive Player of the Year.

2024 HIGHLIGHTS

- Began the season at Double-A Midland but made both his Triple-A and Major League debuts at the age of 22...hit .250 with three RBI in 28 games with the A's.
- Was selected from Las Vegas on July 19 and went 1-for-1 that day before leaving the game after three innings with a hamstring injury...returned to Oakland on Aug. 27.
- Struck out just 10 times in 103 plate appearances, an average of 10.30 plate appearances per strikeout...that was the fifth best mark in the majors among players with 100 or more plate appearances.
- Hit .250 (5-for-20) with an .818 OPS against left-handed pitchers, .250 (18-for-72) with a .576 OPS against right-handers.
- Batted .308 with the bases empty, .111 with runners on...hit .111 with runners in scoring position.
- Had a .103 batting average with two strikes...was 9-for-16 (.563) with a triple when putting the first pitch in play.
- Made 27 starts, all at shortstop...did not commit an error in 101 total chances, which were the most in the majors among shortstops with no errors...they were the most by an A's shortstop with no errors since Rafael Bournigal had 140 in 1998.
- Started games in each of the bottom four spots in the order and also made two starts batting leadoff.
- Combined to hit .433 with 48 runs, 28 doubles, seven home runs, 39 RBI and a 1.141 OPS in 53 games with Triple-A Las Vegas, Double-A Midland and the A's affiliate in the Arizona Complex League.
- Among minor leaguers with 200 or more plate appearances, he had the best batting average, ranked second in OPS and slugging percentage (.668) and fourth in on-base percentage (.473).
- Tied for sixth in the A's farm system in doubles (28).
- Struck out just 15 times in 226 plate appearances, an average of 15.1 plate appearances per strikeout...now has 26 strikeouts in 337 career plate appearances as a minor leaguer (13.0 pa/so).
- Batted .447 (21-for-47) with a 1.086 OPS against left-handed pitchers, .429 (69-for-161) with all seven of his home runs and a 1.158 OPS against right-handers.
- Had a .460 batting average with runners in scoring position...was 6-for-12 (.500) with a home run and 13 RBI with the bases loaded.

- Hit a combined .536 in his home ballparks (.750 at Fitch Park, .571 at Momentum Bank Ballpark, .463 at Las Vegas Ballpark)...had a .363 average on the road.
- Batted .500 in the seventh inning or later.
- Combined for a .352 batting average with two strikes at Las Vegas and Midland.
- Made 46 starts at shortstop and six at designated hitter...committed seven errors for a .955 fielding percentage.
- Hit .431 with a .467 on-base percentage in 40 starts in the leadoff spot...also made nine starts batting second and three hitting third.
- **DAY-BY-DAY:** Struck out twice on April 5 at Corpus Christi and did it again April 20 at Northwest Arkansas...those were his only two minor league games with more than one strikeout...went 4-for-5 with a double, grand slam, six RBI and two stolen bases on April 11 against Amarillo...the RBI and stolen bases were his bests as a minor leaguer and the hits matched his high...it was his first of seven four-hit games in 2024...finished April with a .409 batting average in 17 games...led all of minor league baseball in batting in April and tied for 10th in slugging (.667)...then hit .478 in 11 games in May...was a perfect 4-for-4 with a walk on May 7 against Tulsa, his first of three times reaching base safely five times (June 22 vs. ACL Angels, June 29 vs. Sacramento)...was batting .455 with three home runs and 19 RBI in 22 games with Midland when he was promoted to Las Vegas on May 8...was leading the Texas League in batting, OPS (1.178) and doubles (13) at the time of his promotion and ranked second in on-base percentage (.473), slugging (.705) and hits (40)...went 0-for-5 in his Triple-A debut on May 8 at Round Rock...then went 9-for-19 (.474) over his next five games before going the on the seven-day injured list May 18 with right knee patella tendinitis...was assigned to the A's affiliate in the Arizona Complex League for a rehab assignment on June 17 and went 8-for-14 (.571) with four doubles, three RBI and three walks in five games...scored a run in 10 consecutive games from June 21 to July 5 (18 runs scored total)...was reinstated from the IL on June 25 and hit safely in each of his first 10 games with the Aviators following his return (21-for-45, .467)...that gave him a 19-game hitting streak overall as a minor leaguer dating back to May 9, which is the longest of his career...went 38-for-78 (.487) with 22 runs, 11 doubles, four home runs, 15 RBI and 10 multiple hit games during the streak...had his first career two-homer game on June 29 against Sacramento...that began a streak of six consecutive games with an extra base hit (five doubles, four home runs)...did not strike out in his final 11 minor league games (55 plate appearances) before he was selected by Oakland on July 19...went 1-for-1 in a start at shortstop in his Major League debut that day against the Angels...singled off Griffin Canning in the third inning for his first big league hit...left the game after three innings with a strained left hamstring and was placed on the IL July 21 retroactive to July 20...was the A's first round selection and the sixth pick overall in the 2023 First-Year Player Draft and became the first A's draft pick to reach the majors the year after he was drafted since Huston Street was drafted in 2004 and debuted in 2005...the last A's position player to reach the majors in a year or less following being drafted is Scott Meyer, who was selected in the fifth round of the 1978 draft and made his debut later that year on Sept. 10...was sent to Las Vegas on a rehab assignment on Aug. 17 and went 9-for-23 (.391) with five RBI in seven games...was 0-for-2 on Aug. 18 against Oklahoma City and 0-for-3 in his next game on Aug. 20 at Reno...it was the only time he went hitless in back-to-back games as a minor leaguer...was reinstated from the IL on Aug. 27 and started 26 of the A's final 31 games at shortstop...doubled on Sept. 1 at Texas for his first extra base hit...had a career-high six-game hitting streak from Sept. 5 to 12 (8-for-24, .333)...had his first of five two-hit games on Sept. 6 against Detroit when he also connected for his first career triple...fanned twice on Sept. 14 at Chicago (AL), his only game with more than one strikeout...went 0-for-8 from Sept. 17 to 20, which was his longest hitless streak...never went more than back-to-back games without a hit in the majors or minors...had his first career walk-off RBI Sept. 24 against Texas, a RBI single off Sborz in the bottom of the ninth.

CAREER

2023—The A's 2023 first round draft pick began his career with the A's affiliate in the Arizona Complex League and went 5-for-11 (.455) in three games before he was moved up to High-A Lansing...hit .318 in 23 games with the Lugnuts and combined for a .333 batting average, 11 doubles, one home run, 13 RBI and an .866 OPS in 26 games...struck out just 11 times in 111 plate appearances, an average of 10.09 plate appearances per strikeout...batted .333 with his

lone home run against left-handed pitchers and .333 against right-handers...had a .308 batting average with runners in scoring position...hit .367 in the seventh inning or later and connected for his only home run in the ninth inning...started 23 games at shortstop and two at designated hitter...committed three errors for a .970 fielding percentage...batted second 22 times, first three times and ninth once...was rated as the A's No. 1 prospect by MiLB.com following the season...made his professional debut with a start at designated hitter against the Giants-Orange team on July 25 and went 0-for-2...went 3-for-4 with a double and a career-high three RBI on July 27 at the Dodgers...was moved up to Lansing on July 31 and had a double, walk and a hit by pitch in his debut on Aug. 1 at Cedar Rapids...stole his first base Aug. 6 at Cedar Rapids...slugged his first professional home run Aug. 24 at Dayton...went 4-for-4 with a pair of doubles and two RBI on Sept. 2 against West Michigan, his first career four-hit game...it would be his final game of the season as he was placed on the injured list Sept. 7 with a contusion on his left hand.

PERSONAL/MISCELLANEOUS

Jacob Tyler Wilson was originally signed by A's scout Dillon Tung...graduated from Thousand Oaks High School where his father, Jack, was the head coach...his father played 12 seasons in the majors with the Pirates (2001-09), Mariners (2009-11) and Braves (2011-12) and hit .265 with 61 home runs and 426 RBI in 1370 games...Jacob played collegiately at Grand Canyon University where he was a three-time first-team All-WAC honoree and the 2023 WAC Defensive Player of the Year...hit .360 with 22 home runs and 152 RBI in 154 games in three seasons with the Antelopes and struck out just 31 times in 694 plate appearances (22.4 plate appearances per strikeout).

LIFETIME PLAYING RECORD

Year	Club	AVG.	G	AB	R	H	2B	3B	HR	RBI	SH	SF	HP	BB	SO	SB	CS	OBP	SLG	E
2023	ACL Athletics	.455	3	11	4	5	2	0	0	5	0	0	1	0	1	0	0	.500	.636	0
	Lansing	.318	23	88	13	28	9	0	1	8	1	1	3	6	10	4	1	.378	.455	3
2024	Midland	.455	22	88	18	40	13	0	3	19	0	1	2	2	10	2	1	.473	.705	2
	Las Vegas	.396	26	106	26	42	11	0	4	17	0	0	1	9	5	0	0	.448	.613	4
	ACL A's	.571	5	14	4	8	4	0	0	3	0	0	0	3	0	0	0	.647	.857	1
	OAKLAND	.250	28	92	11	23	2	2	0	3	1	1	1	8	10	0	0	.314	.315	0
Major League Totals		.250	28	92	11	23	2	2	0	3	1	1	1	8	10	0	0	.314	.315	0
Minor League Totals		.401	79	307	65	123	39	0	8	52	1	2	7	20	26	6	2	.446	.606	10

CAREER TRANSACTIONS

2023 — Selected by the Oakland Athletics organization in the 1st round (sixth selection overall) of the First-Year Player Draft. **2024** — On the injured list, July 20 to August 26; included rehabilitation assignment to Las Vegas, August 17 to 26.

WILSON'S CAREER BESTS

Hits: 2 (five times), last: September 28, 2024 at Seattle
Home Runs: None
Runs Batted In: 1 (three times), last: September 24, 2024 vs. Texas
Stolen Bases: None
Hitting Streak: 6, September 5 to 12, 2024
Hitless Streak (At Bats): 8 (three times), last: September 17 to 20, 2024
Game Ending RBI: 1, September 24, 2024 vs. Texas (single)
Grand Slams: None
Pinch-Hit Home Runs: None
Inside-The-Park Home Runs: None
Lead Off Home Runs: None

ROOKIE RULE

A player shall be considered a rookie unless during the previous season or seasons he has (a) exceeded 130 at-bats or 50 innings pitched in the Major Leagues; or (b) accumulated more than 45 days on the active roster of a Major League Club or Clubs during the Championship Season (excluding time on the injured list).

There are 12 rookies on the A's 40-man roster: CJ Alexander, Elvis Alvarado, Brady Basso, Denzel Clarke, Ryan Cusick, J.T. Ginn, Gunnar Hoglund, Grant Holman, Jacob Lopez, Noah Murdock, Justin Sterner, Jacob Wilson

**RIGHT-HANDED PITCHER****Height/Weight:** 6-1 / 200**Bats/Throws:** Right / Right**Birthdate:** August 25, 2000**Opening Day Age:** 24**Birthplace/Resides:** Taipei, Taiwan / Taipei, Taiwan**Major League Service:** None**Obtained:** Signed as a non-drafted free agent, November 24, 2021**Contract Status:** First year of a one-year contract through 2025
 [Updated Stats](#)
NON-ROSTER INVITEE**CAREER HIGHLIGHTS**

Was signed by the A's out of Taiwan as a 21-year-old on Nov 24, 2021...is 6-6 with a save and a 2.95 ERA in 31 games, including 23 starts, in two seasons...has walked just 21 batters in 128.0 innings, an average of 1.48 per nine innings...has struck out 127 for a strikeout-to-walk ratio of 6.05...missed most of the 2022 season with a finger injury and all of 2023 after undergoing elbow surgery.

2024 HIGHLIGHTS

- Pitched for three different teams in the A's farm system and was a combined 6-2 with a save, a 2.09 ERA and .546 opponents OPS in 23 games, 15 starts, with Single-A Stockton, High-A Lansing and Double-A Midland.
- Struck out 84 batters and walked just 12 in 86.0 innings (1.26 per nine innings) for a strikeout-to-walk ratio of 7.00...had the eighth best strikeout-to-walk ratio and the eight fewest walks per nine innings among full season minor league pitchers with 80 or more innings pitched.
- Tied for 10th in the A's farm system in wins.
- Allowed a .201 opponents batting average, which broke down to .188 (27-for-144) with a .486 OPS against left-handed hitters compared to .213 (37-for-174) with a .595 OPS against right-handers...surrendered four of his five home runs to righties.
- Yielded a .225 batting average with the bases empty, .158 with runners on...opponents hit .153 with runners in scoring position.
- Was 4-2 with a 2.54 ERA in his 15 starts and 2-0 with a 1.05 ERA in eight relief appearances.
- As a starter, allowed a .190 batting average the time through the lineup and .220 the second time...opponents were 1-for-5 (.200) the third time.
- Did not inherit any runners in his eight relief appearances...first batters faced were 1-for-8 (.125).
- Combined to go 4-1 with a 1.85 ERA in nine starts in his home ballparks...was 2-1 with a 2.30 ERA in 14 games on the road.
- Had a 1.80 ERA in the first inning...did not allow a run in the fifth (7.0 ip), sixth (9.0 ip) or seventh innings (7.0 ip)...walked one and struck out 26 from the fifth through seventh innings
- Yielded a .124 batting average with two strikes.
- The opponents number nine hitter batted .071 against him.
- His teams were 11-4 (.733) in his starting assignments.
- Tossed five innings or fewer in all but one outing and fewer than five innings 17 times...logged at least 2.2 innings in all eight of his relief appearances...allowed one run or fewer in 20 of his 23 games...did not walk a batter 15 times.
- **DAY-BY-DAY:** Began the season at Stockton and pitched 3.0 scoreless innings of relief in his first outing on April 10 at Rancho Cucamonga (2 h, 6 so)...it was his first appearance since June 1, 2022...had a three-game winning streak over a five-game stretch from April 28 to May 22...compiled a 1.35 ERA over that span and did not walk a batter in 20.0 innings...recorded his first professional win on April 28 at Modesto with 4.0 scoreless innings of relief (2 h, 5 so)...went 1-1 with a 1.42 ERA in four games in April...struck out 18 batters in 12.2 innings...followed that up by going 2-1 with a 1.83 ERA in five games in May...was 3-2 with a 1.67 ERA in nine games, five starts, with Stockton and had allowed one run or fewer in each outing

before he was moved up to Lansing on May 29...finished the season with a three-game winning streak beginning June 14...did not allow a run in seven of his eight appearances from June 26 to Aug. 16 and was 2-0 with a 1.14 ERA over that span...tossed 2.0 scoreless innings in a start on July 6 at Fort Wayne, his shortest start of the season...did not walk a batter in 11.2 innings over four appearances in July...was 2-0 with a 2.56 ERA in nine games, six starts, with the Lugnuts and had issued just three walks in 31.2 innings before he was promoted to Midland on July 29...made his Double-A debut on Aug. 3 at Arkansas and earned his first professional save that day when he pitched 4.0 scoreless innings of relief in the Rock-Hounds 5-1 win (1 h, 2 bb, 3 so)...struck out a career-high nine batters in a season-high 6.0 scoreless innings on Aug. 16 at Tulsa but had a no decision in a 5-4 loss...tossed a season-high 79 pitches...allowed a season-high five runs in 3.0 innings on Aug. 29 at San Antonio... was placed on the injured list two days later with right shoulder impingement syndrome and missed the remainder of the season.

CAREER

2023—Spent the entire season on the injured list after undergoing surgery on May 3...the surgery was performed by Dr. Freedberg, who performed an arthroscopic debridement and loose bodies removal on his right elbow.

2022—Began his career with Single-A Stockton and was 0-4 with a 4.71 ERA in eight starts when his season was cut short due to a strained right finger...struck out 43 batters in 42.0 innings and walked just nine (1.93 per nine innings) for a strikeout-to-walk ratio of 4.78...yielded nine home runs...allowed a .267 opponents batting average, which broke down to .255 with a .717 OPS against right-handed hitters and .288 with an .875 OPS against left-handers...opponents hit .400 with runners in scoring position...all eight of his starts came on at least six days rest...had a .239 opponents batting average the first time through the order, .328 the second time and .211 the third time...the Ports were 2-6 (.250) in his starting assignments...tossed five or more innings in five of his eight starts...made his professional debut on April 12 against Modesto and was the losing pitcher in a 16-5 loss (2.2 ip, 8 h, 6 r, 4 er, 1 bb, 4 so)...had career highs in runs and hits... struck out a season-high seven batters April 26 against Fresno and again in his next start on May 4 against San Jose...had career highs in walks (3), home runs (3) and pitches (100) in 4.2 innings on May 18 against Modesto...tossed a career-high 7.0 innings on May 25 at Fresno... was placed on the injured list June 9 with a strained right finger and missed the remainder of the season.

PERSONAL/MISCELLANEOUS

Chen Zhong-Ao Zhuang was originally signed by A's Pacific Rim coordinator Adam Hislop.

LIFETIME PITCHING RECORD

Year	Club	W	L	ERA	G	GS	CG	SHO	SV	IP	H	R	ER	HR	HB	BB	IBB	SO	WP	BK
2022	Stockton	0	4	4.71	8	8	0	0	0	42.0	46	35	22	9	2	9	0	43	0	1
2023										(Injured — Did not pitch)										
2024	Stockton	3	2	1.67	9	5	0	0	0	32.1	26	6	6	1	1	4	0	37	2	1
	Lansing	2	0	2.56	9	6	0	0	0	31.2	23	9	9	2	0	3	0	29	0	0
	Midland	1	0	2.05	5	4	0	0	1	22.0	15	6	5	2	1	5	0	18	0	0
Minor League Totals		6	6	2.95	31	23	0	0	1	128.0	110	56	42	14	4	21	0	127	2	2

CAREER TRANSACTIONS

2021 — Signed by the Oakland Athletics organization as a non-drafted free agent, November 24.

ROSTER

MANAGER: 7 Mark Kotsay. **COACHES:** 18 Mike Albrete (Hitting), 51 Darren Bush (Bench, Director of Hitting), 41 Chris Cron (Hitting), 8 Bobby Crosby (First Base), 14 Scott Emerson (Pitching), 55 Ramón Hernández (Coach/Interpreter), 71 Dan Hubbs (Bulpen), 72 Marcus Jensen (Quality Control), 3 Eric Martins (Third Base). **BULLPEN CATCHERS:** 91 Dustin Hughes, 90 Christian Mofletta. **SENIOR DIRECTOR OF SPORTS MEDICINE AND PERFORMANCE:** Brian Schulman. **HEAD ATHLETIC TRAINER:** Jeff Collins. **ASSISTANT ATHLETIC TRAINERS:** Nate Brooks, Elliot Diehl. **STRENGTH AND CONDITIONING COACH:** Josh Cuffe. **ASSISTANT STRENGTH AND CONDITIONING COACH:** JD Howell. **MESSAGE THERAPIST:** Ozzie Lyles. **DIRECTOR OF CLUBHOUSE & EQUIPMENT OPERATIONS:** Matt Weiss. **TRAVELING SECRETARY:** Mickey Morabito. **VIDEO COORDINATOR:** Adam Rhoden.

NO	PITCHERS (23)	B	T	HT	WT	BORN	BIRTHPLACE	RESIDENCE	2024 CLUBS	W	L	ERA	G	GS	CG	SHO	SV	IP	H	R	ER	BB	SO	ML	SERVICE
80	Elvis Alvarado	R	R	6-4	190	2/23/1999	Sabanata, DR.	Sabanata, DR	Jupiter	0	0	0.00	2	0	0	0	0	21	0	1	0	2	3	None	
66	Brady Basso	R	L	6-2	218	10/8/1997	Pearland, TX	Pearland, TX	Jacksonville Midland	3	4	2.79	39	0	0	0	11	481	33	18	15	38	71	30	days
45	Oswaldo Bico	R	R	6-3	210	10/18/1995	Puerto Plata, DR	Puerto Plata, DR	Las Vegas OAKLAND	4	3	5.19	16	12	0	0	2	672	69	41	39	22	77	19	1 year, 9 days
74	Ryan Cusick	R	R	6-6	226	11/12/1999	Sudbury, MA	Sudbury, MA	Las Vegas OAKLAND	4	3	4.50	10	9	0	0	0	48.0	48	24	24	16	55	26	63
68	Joey Estes	R	R	6-2	208	10/8/2001	Lancaster, CA	Las Vegas, NV	Midland	3	3	4.47	27	8	0	0	4	561	49	30	28	33	63	1	Done
44	Tyler Ferguson	R	R	6-4	232	10/5/1993	Fresno, CA	Sacramento, CA	ACL A's Las Vegas	0	0	0.00	1	1	0	0	0	3.0	1	0	0	0	3	1	2
70	J.T. Ginn	R	R	6-2	215	5/20/1999	Flowood, MS	Brandon, MS	Las Vegas OAKLAND	2	2	3.49	26	0	0	0	5	281	27	15	11	43	111	43	111 days
36	Hogan Harris	R	L	6-2	210	12/26/1996	Lafayette, LA	Houston, TX	Midland	4	1	4.15	6	6	0	0	0	301	31	18	14	10	28	41	days
79	Gunnar Hoglund	L	R	6-4	235	12/17/1999	Dunedin, FL	Dunedin, FL	Las Vegas OAKLAND	4	1	4.24	8	6	0	0	0	34.0	36	16	9	29	65	170	days
67	Grant Holman	R	R	6-6	243	5/31/2000	Kirkland, WA	Sacramento, CA	Las Vegas OAKLAND	3	4	6.35	13	13	0	0	0	56.2	63	42	40	39	65	23	61
37	José Leclerc	R	R	6-0	195	12/19/1993	Esperanza, DR	Esperanza, DR	Midland	9	4	2.84	19	18	1	1	0	104.2	78	35	33	27	97	97	None
57	Jacob Lopez	L	L	6-4	245	3/11/1998	Granada Hills, CA	Ormond Beach, FL	Las Vegas	0	3	5.88	5	5	0	0	0	26.0	25	17	17	10	22	44	days
48	T.J. McFarland	L	L	6-3	213	6/8/1989	Palos Park, IL	Clarendon, IL	Las Vegas OAKLAND	4	0	0.92	23	0	0	0	3	291	13	5	3	13	30	16	8 years, 41 days
		L	L	6-4	245	3/11/1998	Granada Hills, CA	Ormond Beach, FL	TEXAS	6	5	4.32	64	0	0	0	1	66.2	56	33	32	32	89	8	8 years, 41 days
		L	L	6-3	213	6/8/1989	Palos Park, IL	Clarendon, IL	Durham	4	7	4.26	21	19	0	0	0	88.2	71	47	42	45	106	21	days
		L	L	6-3	213	6/8/1989	Palos Park, IL	Clarendon, IL	TAMPA BAY	0	0	5.23	4	1	0	0	0	101.5	5	7	6	7	8	7	8
		L	L	6-3	213	6/8/1989	Palos Park, IL	Clarendon, IL	OAKLAND	2	4	3.81	79	0	0	0	0	56.2	53	28	24	17	39	9	9 years, 50 days

NO	PITCHERS	B	T	HT	WT	BORN	BIRTHPLACE	RESIDENCE	2024 CLUBS											ML SERVICE				
									W	L	ERA	G	GS	CG	SHO	SV	IP	H	R		ER	BB	SO	
46	Luis Medina	R	R	6-1	205	5/3/1999	Nequa, DR	Fort Lauderdale, FL	ACL A's	0	1	27.00	1	1	0	0	0	2.0	6	6	6	0	3	1 year, 146 days
									Las Vegas	0	0	10.50	2	2	0	0	0	6.0	8	7	7	3	7	
									OAKLAND	2	4	5.18	8	8	0	0	40.0	43	24	23	20	32		
19	Mason Miller	R	R	6-5	228	8/24/1998	Pittsburgh, PA	Cornellsville, PA	OAKLAND	2	2	2.49	55	0	0	0	28	65.0	36	23	18	21	104	1 year, 166 days
58	Noah Murdock	R	R	6-8	190	8/20/1998	Henrico, VA	Colonial Heights, VA	NW Arkansas	0	0	2.22	16	0	0	0	24.1	16	8	6	15	26	None	
									Omaha	1	0	3.76	30	0	0	0	1	38.1	27	18	16	26	46	
47	Michel Otañez	R	R	6-4	235	7/3/1997	Villa La Mata, D.R.	Villa La Mata, D.R.	Las Vegas	7	1	5.35	29	0	0	1	37.0	30	23	22	25	55	87 days	
									OAKLAND	1	0	3.44	36	0	0	0	34.0	27	15	13	20	55		
38	JP Sears	R	L	5-11	180	2/19/1996	Sumter, SC	Mount Pleasant, SC	OAKLAND	11	13	4.38	32	32	0	0	180.2	172	93	88	49	137	2 years, 81 days	
40	Luis Severino	R	R	6-2	218	2/20/1994	Sabana De La Mar, D.R.	Tampa, FL	NEW YORK (NL)	11	7	3.91	31	31	1	0	182.0	166	86	79	60	161	8 years, 170 days	
28	Mitch Spence	R	R	6-2	202	5/6/1998	Kirkland, WA	Cary, NC	OAKLAND	8	10	4.58	35	24	0	0	151.1	165	79	77	44	126	1 year	
59	Jeffrey Springs	L	L	6-3	215	9/20/1992	Belmont, NC	Belmont, NC	FCL Rays	0	0	4.50	3	3	0	0	2.0	5	1	1	1	1	5	6 years, 55 days
									Durham	0	3	4.50	9	9	0	0	30.0	33	18	15	4	31		
60	Justin Sterner	R	R	6-2	225	8/29/1996	La Jolla, CA	Provo, UT	TAMPA BAY	2	2	3.27	7	7	0	0	33.0	34	12	12	11	37	7 days	
									Durham	2	4	3.28	34	1	0	0	2	46.2	35	19	17	60	7 days	
									TAMPA BAY	0	0	2.25	2	0	0	0	4.0	5	2	1	1	4		
30	Ken Waldichuk	L	L	6-3	228	1/8/1998	San Diego, CA	San Diego, CA	(Injured - Did not pitch)														2 years, 35 days	
NO CATCHERS (2)		B	T	HT	WT	BORN	BIRTHPLACE	RESIDENCE	2024 CLUBS	AVG.	G	AB	R	H	2B	3B	HR	RBI	BB	SO	CS	ML SERVICE		
23	Shea Langeliers	R	R	6-0	230	11/18/1997	Portland, OR	Grapevine, TX	OAKLAND	.224	137	482	58	108	18	2	29	80	41	145	4	2	2 years, 51 days	
64	Jhomy Pereda	R	R	6-1	202	4/18/1996	San Juan, Venezuela	San Sebastian, Venezuela	Jacksonville	.297	49	165	24	49	9	0	4	14	28	40	0	0	52 days	
									MIAMI	.231	20	39	2	9	0	0	0	4	0	10	0	0		
NO INFELDERS (8)		B	T	HT	WT	BORN	BIRTHPLACE	RESIDENCE	2024 CLUBS	AVG.	G	AB	R	H	2B	3B	HR	RBI	BB	SO	CS	ML SERVICE		
26	CJ Alexander	L	R	6-5	225	7/17/1996	Merrillville, IN	Fort Wayne, IN	Omaha	.303	82	323	56	98	23	5	16	54	23	77	2	3	12 days	
									KANSAS CITY	.125	4	8	0	1	0	0	0	0	0	3	0	0		
									Las Vegas	.294	12	51	7	15	4	1	3	14	8	8	0	0		
20	Zack Gelof	R	R	6-3	217	10/19/1999	Lewes, DE	Coral Springs, FL	OAKLAND	.211	138	497	60	105	20	2	17	49	38	188	25	3	1 year, 80 days	
									Las Vegas	.125	2	8	1	1	0	0	1	2	1	3	0	0		
11	Brett Harris	R	R	6-3	222	6/24/1998	Arlington Heights, IL	Olympia, WA	Las Vegas	.281	74	270	52	76	9	2	8	45	41	62	6	3	52 days	
									ACL A's	.333	1	3	2	1	0	0	1	2	1	0	0	0		
									OAKLAND	.146	36	103	15	15	3	0	3	12	17	25	0	3		
2	Darell Hernaiz	R	R	6-1	203	8/3/2001	San Juan, PR	El Paso, TX	OAKLAND	.192	48	120	8	23	3	0	1	12	11	27	1	1	150 days	
									Las Vegas	.331	35	142	23	47	8	0	5	19	12	22	6	1		
12	Max Schuemann	R	R	6-1	207	6/11/1997	Kalamazoo, MI	Portage, MI	Las Vegas	.174	6	23	2	4	0	0	0	1	5	8	1	0	1 year	
									OAKLAND	.220	133	396	55	87	14	0	7	34	47	119	14	1		
21	Tyler Soderstrom	L	R	6-2	215	11/24/2001	Turlock, CA	Turlock, CA	Las Vegas	.279	33	122	22	34	8	1	10	27	16	35	0	1	1 year, 53 days	
									OAKLAND	.233	61	189	18	44	10	0	9	26	20	53	0	0		

NO	INFELDERS	B	T	HT	WT	BORN	BIRTHPLACE	RESIDENCE	2024 CLUBS	AVG.	G	AB	R	H	2B	3B	HR	RBI	BB	SO	SB	CS	ML SERVICE	
13	Gio Urshela	R	R	6-0	220	10/11/1991	Cartagena, Colombia	Cartagena, Colombia	Toledo	.625	3	8	2	5	0	0	0	1	1	1	0	0	7 years, 127 days	
									DETROIT	.243	92	300	25	73	10	1	5	37	19	49	0	0		
									ATLANTA	.265	36	132	9	35	9	0	4	15	4	23	0	0		
5	Jacob Wilson	R	R	6-3	193	3/30/2002	Los Angeles, CA	Gilbert, AZ	Midland	.455	22	88	18	40	13	0	3	19	2	10	2	1	73 days	
									Las Vegas	.396	26	106	26	42	11	0	4	17	9	5	0	0		
									ACL A's	.571	5	14	4	8	4	0	0	3	3	0	0	0		
									OAKLAND	.250	28	92	11	23	2	2	0	8	8	10	0	0		
NO	OUTFIELDERS (7)	B	T	HT	WT	BORN	BIRTHPLACE	RESIDENCE	2024 CLUBS	AVG.	G	AB	R	H	2B	3B	HR	RBI	BB	SO	SB	CS	ML SERVICE	
22	Miguel Andujar	R	R	6-0	221	3/2/1995	San Cristobal, DR	San Cristobal, DR	Las Vegas	.389	5	18	3	7	4	0	0	6	1	2	0	0	5 years, 53 days	
									OAKLAND	.285	75	302	31	86	14	1	4	30	13	42	3	2		
33	JJ Bleday	L	L	6-2	212	11/0/1997	Danville, PA	Nashville, TN	OAKLAND	.243	159	572	74	139	43	4	20	60	67	125	2	3	2 years, 55 days	
15	Seth Brown	L	L	6-1	220	7/13/1992	Klamath Falls, OR	Redmond, OR	OAKLAND	.231	124	372	32	86	11	1	14	44	25	112	4	2	4 years, 96 days	
									Las Vegas	.403	16	72	16	29	3	0	7	24	3	15	2	0		
4	Lawrence Butler	L	R	6-2	220	7/10/2000	Burlington, NJ	Atlanta, GA	OAKLAND	.262	125	412	63	108	24	2	22	57	35	108	18	0	1 year, 32 days	
									Las Vegas	.255	27	110	25	28	6	0	4	9	16	25	7	1		
16	Denzel Clarke	R	R	6-5	225	5/1/2000	Toronto, Canada	Pickering, Canada	Midland	.269	116	431	74	116	21	8	13	53	39	143	36	9	None	
25	Brent Rooker	R	R	6-4	220	11/19/94	Germentown, TN	Germentown, TN	OAKLAND	.293	145	546	82	160	26	2	39	112	59	177	11	3	3 years, 59 days	
1	Esteury Ruiz	R	R	6-0	167	2/15/1999	Azua, DR	Azua, DR	OAKLAND	.200	29	55	10	11	2	1	2	8	4	20	5	4	2 years, 29 days	
									Las Vegas	.326	11	43	6	14	2	0	3	8	6	10	7	1		
									Stockton	.545	4	11	3	6	2	0	0	5	3	3	1	2		
									ACL A's	.000	1	4	0	0	0	0	0	1	0	3	0	0		
NO	PITCHERS (23)	B	T	HT	WT	BORN	BIRTHPLACE	RESIDENCE	2024 CLUBS	W	L	ERA	G	GS	CG	SHO	SV	IP	H	R	ER	BB	SO	ML SERVICE
	Michael Kelly	R	R	6-4	230	9/6/1992	Boynton Beach, FL	Boynton Beach, FL	OAKLAND	3	2	2.59	28	0	0	0	0	311	27	11	9	10	22	1 year, 8 days

ATHLETICS NON-ROSTER INVITEES TO SPRING TRAINING

NO	PITCHERS (11)	B	T	HT	WT	BORN	BIRTHPLACE	RESIDENCE	2024 CLUBS	W	L	ERA	G	GS	CG	SHO	SV	IP	H	R	ER	BB	SO	ML SERVICE	
49	Jason Alexander	R	R	6-2	206	3/11/1993	Windsor, CA	Peoria, AZ	Worcester	7	6	4.42	29	27	0	0	0	1381	143	76	68	39	129	1 year, 47 days	
50	Mason Barnett	R	R	6-0	227	11/7/2000	Kennesaw, GA	White, GA	NW Arkansas	5	6	4.91	19	18	0	0	0	91.2	89	55	50	36	109	None	
									Midland	2	2	2.61	7	7	0	0	0	411	32	14	12	13	52		
61	Ben Bowden	L	L	6-4	219	10/21/1994	Lynn, MA	Lynn, MA	Gwinnett	4	1	4.03	27	0	0	0	0	290	26	13	17	35	1 year		
63	Tanner Dodson	R	R	6-1	160	5/9/1997	Sacramento, CA	Port Charlotte, FL	Oklahoma City	3	3	3.32	41	1	0	0	1	621	56	30	23	43	58	None	
62	Matt Krook	L	L	6-4	225	10/21/1994	Hillsborough, CA	Hillsborough, CA	Norfolk	3	2	3.92	41	0	0	0	0	43.2	30	20	19	31	54	48 days	
									BALTIMORE	0	0	18.00	1	0	0	0	0	1.0	1	3	2	1	2		
56	Anthony Maldonado	R	R	6-4	223	2/6/1998	Wellington, FL	West Palm Beach, FL	Jacksonville	4	4	4.66	33	0	0	0	5	461	46	25	24	22	53	51 days	
									Miami	1	1	5.68	16	1	0	0	0	190	21	12	12	7	11		
39	C.D. Peilham	R	L	6-6	238	2/21/1995	Lancaster, SC	Lancaster, SC	ACL Angels	0	0	0.00	1	0	0	0	0	1.0	0	0	0	0	2	1	27 days
									Rocket City	0	0	2.00	9	0	0	0	0	9.0	6	4	2	7	11		

NO	PITCHERS	B	T	HT	WT	BORN	BIRTHPLACE	RESIDENCE	2024 CLUBS	W	L	ERA	G	GS	CG	SHO	SV	IP	H	R	ER	BB	SO	ML SERVICE
69	Jack Perkins	R	R	6-1	224	12/26/1999	Kokomo, IN	Westfield, IN	Midland	4	1	2.96	17	15	0	0	0	76.0	52	28	25	35	100	None
									ACL A's	0	0	0.00	1	1	0	0	0	2.0	0	0	0	0	0	3
73	Domingo Robles	L	L	6-2	225	4/29/1998	Imbert, D.R.	Imbert, D.R.	Midland	7	2	2.98	21	13	0	0	1	84.2	64	29	28	24	87	None
									Midland	0	0	1.80	15	0	0	0	5	15.0	9	3	3	11	26	None
76	Pedro Santos	R	R	6-5	260	1/7/2000	Trinidad, Cuba	Santo Domingo, D.R.	Las Vegas	2	3	5.89	33	0	0	0	0	36.2	36	24	24	31	43	None
									Stockton	3	2	1.67	9	5	0	0	0	32.1	26	6	6	4	37	None
78	Chen Zhuang	R	R	6-1	200	8/25/2000	Taipei, Taiwan	Hualien, Taiwan	Lansing	2	0	2.56	9	6	0	0	0	31.2	23	9	9	3	29	None
									Midland	1	0	2.05	5	4	0	0	0	22.0	15	6	5	5	18	None
NO	CATCHERS (4)	B	T	HT	WT	BORN	BIRTHPLACE	RESIDENCE	2024 CLUBS	AVG.	G	AB	R	H	2B	3B	HR	RBI	BB	SO	SB	CS	ML SERVICE	
81	Lyle Lin	R	R	6-1	206	6/26/1997	Taipei, Taiwan	Tempe, AZ	Hillsboro	.231	6	13	1	3	0	0	0	1	1	2	0	0	0	None
									Amarillo	.409	14	44	3	18	4	0	1	7	3	6	0	0	0	None
65	Willie MacIver	R	R	6-1	217	10/28/1996	Pleasant Hill, CA	Pleasant Hill, CA	Albuquerque	.297	89	317	49	94	19	5	15	56	37	90	9	3	0	None
52	Kyle McCann	L	R	6-2	230	12/2/1997	Suwanee, GA	Suwanee, GA	OAKLAND	.236	54	140	13	33	4	0	5	15	16	59	0	0	1 year	None
53	Daniel Susac	R	R	6-4	219	5/14/2001	Roseville, CA	Scottsdale, AZ	Midland	.257	88	343	39	88	19	3	12	50	16	96	7	2	None	None
NO	INFELDERS (4)	B	T	HT	WT	BORN	BIRTHPLACE	RESIDENCE	2024 CLUBS	AVG.	G	AB	R	H	2B	3B	HR	RBI	BB	SO	SB	CS	ML SERVICE	
6	Logan Davidson	S	R	6-3	214	12/26/1997	Charlotte, NC	Seneca, SC	Las Vegas	.300	87	310	59	93	23	4	14	51	27	108	7	2	None	None
									ACL A's	.429	3	7	4	3	0	0	1	3	3	1	0	0	0	None
77	Nick Kurtz	L	L	6-5	240	3/12/2003	Lancaster, PA	Lancaster, PA	Stockton	.400	7	25	11	10	2	0	4	12	10	7	0	0	0	None
									Midland	.308	5	13	3	4	1	0	0	1	2	3	1	0	0	None
29	Alejo Lopez	S	R	5-8	170	5/5/1996	Mexico City, Mexico	Pecota, AZ	Gwinnett	.307	112	411	63	126	21	2	4	55	47	64	21	7	147 days	None
10	Max Muncy	R	R	6-1	205	8/25/2002	Camarillo, CA	Camarillo, CA	Las Vegas	.277	50	173	28	48	11	1	8	33	18	50	4	2	None	None
									ACL A's	.279	8	29	5	11	4	0	2	5	0	13	1	0	0	None
NO	OUTFIELDERS (4)	B	T	HT	WT	BORN	BIRTHPLACE	RESIDENCE	2024 CLUBS	AVG.	G	AB	R	H	2B	3B	HR	RBI	BB	SO	SB	CS	ML SERVICE	
35	Drew Avans	L	L	5-10	195	6/13/1996	Alabaster, AL	Alabaster, AL	Oklahoma City	.272	133	541	105	147	27	8	8	52	80	157	35	6	None	None
75	Henry Boite	R	R	6-3	205	8/4/2003	San Francisco, CA	Scottsdale, AZ	Lansing	.278	69	266	60	74	19	6	11	52	41	101	28	6	None	None
									Midland	.252	54	202	32	51	13	2	4	21	20	88	18	6	0	None
31	Carlos Cortes	L	S	5-7	200	6/30/1997	Orlando, FL	Sanford, FL	Syracuse	.246	83	281	52	69	11	0	16	52	37	60	3	1	None	None
32	Colby Thomas	R	R	6-1	187	1/26/2001	Gainesville, GA	Valdosta, GA	Midland	.282	59	234	32	66	19	3	14	47	17	47	12	1	None	None
									Las Vegas	.272	73	279	47	76	25	2	17	45	23	95	3	3	0	None

HOW THE A'S WERE BUILT

June 10, 2015	Seth Brown selected in the 19th round of the First-Year Player Draft
June 5, 2018	Hogan Harris selected in the 3rd round of the First-Year Player Draft; Lawrence Butler selected in the 6th round of the First-Year Player Draft
June 6, 2018	Max Schuemann selected in the 20th round of the First-Year Player Draft
June 5, 2019	Brady Basso selected in the 16th round of the First-Year Player Draft
June 10, 2020	Tyler Soderstrom selected in the 1st round of the 2020 First-Year Player Draft
July 12, 2021	Zack Gelof selected in the 2nd round of the First-Year Player Draft; Mason Miller selected in the 3rd round of the First-Year Player Draft; Denzel Clarke selected in the 4th round of the First-Year Player Draft; Grant Holman selected in the 6th round of the First-Year Player Draft; Brett Harris selected in the 7th round of the First-Year Player Draft
March 12, 2022	J.T. Ginn acquired from the New York Mets with Adam Oller for Chris Bassitt
March 14, 2022	Ryan Cusick, Joey Estes and Shea Langeliers acquired from the Atlanta Braves with Cristian Pache for Matt Olson
March 16, 2022	Gunnar Hoglund acquired from the Toronto Blue Jays with Zach Logue, Kevin Smith and Kirby Sneed for Matt Chapman
Aug. 1, 2022	Luis Medina, JP Sears and Ken Waldichuk acquired from the New York Yankees with Cooper Bowman for Frankie Montas and Lou Trivino
Nov. 17, 2022	Brent Rooker claimed off waivers from the Kansas City Royals
Dec. 12, 2022	Esteury Ruiz acquired from the Milwaukee Brewers as part of a three-team, nine-player deal in which the A's also acquired Kyle Muller, Manny Piña, Royber Salina and Freddy Tarnok from Atlanta. The A's sent Sean Murphy to Atlanta and Joel Payamps to Milwaukee and Atlanta sent William Contreras and Justin Yeager to Milwaukee
Jan. 26, 2023	Darrell Hernaiz acquired from the Baltimore Orioles for Cole Irvin and Kyle Virbitsky
Feb. 11, 2023	JJ Bleday acquired from the Miami Marlins for A.J. Puk
July 9, 2023	Jacob Wilson selected in the 1st round of the First-Year Player Draft
Nov. 6, 2023	Miguel Andujar claimed off waivers from the Pittsburgh Pirates
Nov. 15, 2023	Tyler Ferguson signed to a minor league contract
Nov. 17, 2023	Michael Kelly claimed off waivers from the Cleveland Guardians
Nov. 21, 2023	Oswaldo Bido signed as a free agent
Dec 6, 2023	Mitch Spence selected in the Rule 5 draft
Dec. 9, 2023	Michel Otañez signed to a minor league contract
Mar. 26, 2024	T.J. McFarland acquired from the Los Angeles Dodgers for cash considerations
Nov. 4, 2024	Justin Sterner claimed off waivers from the Tampa Bay Rays
Dec. 6, 2024	Luis Severino signed as a free agent
Dec. 11, 2024	Noah Murdock selected in the Rule 5 draft
Dec. 14, 2024	Jeffrey Springs and Jacob Lopez acquired from the Tampa Bay Rays for Joe Boyle, Will Simpson and the A's 2025 competitive balance round A pick
Dec. 22, 2024	Gio Urshela signed as a free agent
Sept. 4, 2024	CJ Alexander claimed off waivers from the Kansas City Royals
Jan. 17, 2025	José Leclerc signed as a free agent
Jan. 30, 2025	Elvis Alvarado claimed off waivers from the Pittsburgh Pirates; Jhonny Pereda acquired from the Miami Marlins for cash considerations



Lawrence Butler had a 22-game hitting streak and two three-homer games in 2024.

SEASON IN REVIEW



SEASON IN REVIEW

2024 RECAP: The A's compiled a 69-93 (.426) record after going 50-112 (.309) in 2023...the 19-win improvement was fifth best in Oakland history and the best since going from 75 wins in 2017 to 97 wins in 2018 (+22)...had a 60-102 record in 2022 and have a losing record in three consecutive seasons for the first time since 2015-17...it is just the second time it has happened over the last 26 years (2007-09)...had three straight 90-loss seasons for just the second time in Oakland history (1977-79)...have 307 losses over the last three seasons, which are the most in the majors and the most by any team over a three-year span since the Tigers and Orioles lost 310 games from 2017-19...the 307 losses are third most in Athletics history over a three-season stretch...lost 310 games from 1919-21 and 324 from 1915-17...had the fifth lowest winning percentage in the majors and tied for ninth lowest in Oakland history...finished in fourth place in the American League West, 19½ games behind first place Houston...it was the first time the A's finished fourth since 2009...were 17 games back of the last Wild Card teams (Tigers and Royals)...spent one day tied for second in the AL West, 21 days in third, six days tied for third, 69 days in fourth, 15 days tied for fourth and 70 days in fifth...had 87 days in last or tied for last...started the year 17-17 (.500), went 13-39 (.250) over a 52-game stretch from May 5-June 30 and then finished 39-37 (.513) over the final 76 games...the mark from July 1 through the end of the season tied for fourth best in the AL and tied for 11th best in the majors...began the season by losing seven of the first eight games, which matched the worst eight-game start in Athletics history (1951, 1952, 1979, 2021)...then won six of the next eight and were one game out of first place on April 14...dropped seven of the next nine but went 8-1 over a nine-game span from April 25 to May 4...capped that stretch with a season-high six-game winning streak from April 28 to May 4 to improve to 17-17 and pull to within ½ games of first place Seattle...that would be the A's first and only day at .500 as they went 13-39 (.250) over a 52-game stretch from May 5 to June 30, which was the worst record in the majors over that span...had an eight-game losing streak from May 12-19, which was a season high until losing nine straight from June 8-16...lost 22 of 24 road games from May 12 to June 26...that included an 11-game road losing streak from June 2-26, which tied for fifth longest in Oakland history...dropped into fifth place in the AL West with a 6-1 loss at San Diego on June 10 and spent 64 consecutive days alone in last from June 10 to Aug. 16...lost 5-1 at Arizona on June 30 to fall a season-low 26 games under .500 at 30-56...then went 15-9 in July and 14-12 in August to snap an Oakland-record streak of 11 consecutive full months with a losing record...did not lose more than two straight games from June 28 to Sept. 13...spent their last day alone in last in the West on Aug. 16...defeated San Francisco 2-0 on Aug. 17 to tie the Angels for fourth and moved into sole possession of fourth for good with a 3-1 victory over Tampa Bay on Aug. 22...won back-to-back games on Sept. 2 and 3 at Seattle to move to 17 games under .500 at 61-78...then went 8-15 over the final 23 contests...were officially eliminated from the AL West and the AL Wild Card with a 7-6 loss at Chicago (AL) on Sept. 14 in game 149.

OFFENSE: The A's ranked fifth in the majors in fewest runs scored (643) and most strikeouts (1502); sixth in lowest batting average (.233), on-base percentage (.301) and fewest doubles (240); and 11th in lowest OPS (.694)...finished last in the majors in batting and OPS in each of the previous two seasons...the on-base percentage was third lowest in Oakland history to the 2022 (.281) and 2023 (.298) clubs and the batting average was fourth lowest to 2022 (.216), 2023 (.223) and 2020 (.225)...set an Athletics record for most strikeouts for the second consecutive season, breaking the mark of 1496 set in 2023...however, hit 196 home runs, which was eighth most in the majors and 12th most in Athletics history...315 of the A's 643 runs (49.0%) came on home runs, which was the highest percentage in the majors ahead of the Yankees (48.2%)...it was also the highest in Oakland history ahead of the 2017 club (48.8%)...were successful in 98-of-124 (79.0%) stolen base attempts, which was the eighth best percentage in Athletics history...were shut out 15 times, which tied for fifth most in the majors and in Oakland history...had 19 sacrifice hits, which tied for sixth most in the majors but tied for ninth fewest in Athletics history...were walked intentionally 11 times which tied for fifth fewest in the majors and was third fewest in Oakland history...also tied for sixth in the majors in fewest times on base (1813); had the seventh highest strikeout-to-walk ratio (3.05); ranked eighth in fewest hit by pitches (53), fewest reaching on an error (32) and fewest pitches per plate appearance (3.84); and ninth in fewest sacrifice flies (37)...grounded into 105 double plays, which tied for sixth fewest in Oakland history.

PITCHING: The A's compiled a 4.37 ERA, which was sixth highest in the majors but was 1.11 earned runs lower than 2023 (5.48)...the only times in Athletics history the A's lowered their ERA by more than 1.11 was from 1979-80 (1.29) and 1936-37 (1.23)...had the fifth highest opponents on-base percentage in the majors (.327), sixth highest batting average (.253) and OPS (.737) and seventh highest slugging percentage (.410)...struck out 1263 batters, which was third fewest in the majors but fourth most in Athletics history...issued 530 walks, which tied for eighth most in the majors but was 164 fewer than 2023 (694)...had the fifth lowest strikeout-to-walk ratio (2.38)...hit 92 batters, which was third most in the majors, second most in Athletics history (had 100 in 2023) and tied for sixth most in American League history...tied for eighth in the majors in fewest home runs (169) and triples allowed (18) but surrendered the second most doubles (314) and fourth most extra base hits (501)...the doubles tied for fourth most in Oakland history and the extra base hits were eighth most...ranked seventh in the majors in most wild pitches (60) and tied for ninth in shutouts (12).

STARTING PITCHING: A's starting pitchers combined for a 43-67 record and a 4.76 ERA...the wins more than doubled their season total from 2023 (20) but tied for sixth fewest in a full season in Oakland history...had the third highest opponents batting average in the majors (.268), the fourth highest on-base percentage (.330) and OPS (.771), fifth highest ERA and sixth highest slugging percentage (.441)...the slugging percentage was 10th highest in Oakland history...had the second fewest strikeouts in the majors (658) and tied for the fourth most losses...the losses tied for eighth most in Oakland history...logged 839.1 innings, which was 101.1 more than 2023 (738.0) but third fewest in a full season in Athletics history...had one complete game, a five-hit shutout by Joey Estes on July 3 against Los Angeles (AL)...it was the A's first complete game since June 2, 2021 at Seattle, snapping an Athletics record streak of 515 consecutive games without a complete game.

THE BULLPEN: The A's bullpen compiled a 3.83 ERA, which was nearly 1½ earned runs lower than 2023 (5.20)...it ranked 13th in the majors...allowed just 52 home runs, which tied for second fewest in the majors, and had a .363 opponents slugging percentage, which was fifth lowest...walked 262 batters, which was more than 100 fewer than 2023 (368)...however, it was fifth most in the majors and fifth most in Athletics history...had the sixth highest opponents on-base percentage in the majors in 2024 (.323)...converted 35-of-57 (61.4%) save opportunities...tied for fourth in the majors in fewest saves, tied for sixth in fewest save opportunities and had the 11th lowest save percentage...31 of the 35 saves were by rookies, which was the most in Athletics history (previous: 26 in 2009)...ranked sixth in the majors in holds (100)...allowed 78-of-243 (32.1%) inherited runners to score...the inherited runners were ninth most in the majors and the percentage was 13th best...ranked sixth in opponents slugging percentage against first batters faced (.331) and had the ninth lowest batting average (.216)...the batting average was seventh lowest by an A's team since 1974...tied for third in the majors in fewest first batter homers (10) but tied for fifth in most walks (55)...the walks were second most by an A's team since 1974 (had 62 in 2023)...tied for third in the majors in fewest wins (26) and tied for ninth in fewest losses (26)...had the seventh lowest strikeout-to-walk ratio (2.31)...had 597.1 innings pitched, which was third most in Athletics history but 14th in the majors in 2024.

DEFENSIVE DOINGS: The A's committed 84 errors, which tied for 12th fewest in the majors but tied for third fewest in a full season in Athletics history...only the 2021 (72) and 2019 (80) teams made fewer errors in a season...had a .985 fielding percentage, which ranked 13th in the majors...ranked fifth in double plays (142) and tied for ninth in outfield assists (25)...opponents were successful in 114-of-151 (75.5%) stolen base attempts, which was the fifth lowest percentage in the majors but sixth highest in Oakland history...the 37 caught stealings tied for fifth most in the majors and the stolen bases were 11th fewest...tied for fourth in most passed balls (12) and had the 10th most unearned runs (66).

BEFORE AND AFTER: The A's batted .224 over their first 96 games through July 12, which was third lowest in the majors...then hit .246 over their final 66 games beginning July 13 which was 14th best in the majors...slugged 145 home runs over the first 111 games through Aug. 2, which ranked fourth in the majors...then hit 51 home runs over the final 51 games beginning Aug. 3, which tied for fifth fewest...starting pitchers were 16-40 with a 5.07 ERA over the first 86 games through the end of June...then went 27-27 with a 4.43 ERA over the final 76 games...tied for the third fewest wins in the majors through the end of June but tied for the seventh most wins from July 1 through the end of the season...the defense committed 34 errors over the first 43 games through May 13, which tied the Marlins for the most in the majors...then made just 50 errors over the final 119 games beginning May 14, which tied the Cubs for second fewest in the majors (Diamondbacks, 41).

ONE-RUN GAMES AND OTHER CLOSE

CALLS: The A's were 28-26 (.519) in one-run games compared to 41-67 (.380) in games decided by two runs or more...exactly one-third of the A's games were one-run decisions...the 54 games tied for third most in the majors and tied for third most in Oakland history...only the 1976 (59) and 1968 (56) A's had more one-run games...tied for fourth in the majors in one-run wins and tied for seventh in most losses...the 28 wins tied for 10th most in Oakland history...84 of the A's 162 games (51.9%) were decided by two runs or fewer, which tied for second most in the majors and tied for fourth in Oakland history...had a 5-10 (.333) record in extra inning games...tied for second in the majors in most losses, tied for third in lowest winning percentage and tied for fourth in fewest wins...in Oakland history, tied for the sixth lowest winning percentage, tied for the seventh most losses and tied for the ninth fewest wins...the 15 extra inning games were the most by an A's team in the ghost-runner era (2020-)...have a 31-26 (.544) record over that span, which is ninth best in the majors...had eight walk-off wins, which tied for 10th most in the majors...finished with 485 walk-off wins in Oakland history, which were the most in the majors over that span (1968-2024)...had 11 walk-off losses, which tied for the most in the majors and tied for second most in Oakland history to the record of 12 in 2004...were 15-19 (.441) in games decided in the last at bat.

A'S 2024 WALK-OFF WINS

DATE	OPPONENT	RESULT	NOTE
March 31	Cleveland	4-3	Toro walk
April 12	Washington	2-1 (10)	Butler single
May 23	Colorado	10-9 (11)	Soderstrom walk
June 7	Toronto	2-1	Bleday home run
Sept. 2	Seattle	5-4	Langeliers home run
Sept. 3	Seattle	3-2	Brown single
Sept. 6	Detroit	7-6 (13)	Brown single
Sept. 24	Texas	5-4	Wilson single

HOME AND AWAY: The A's were 38-43 (.469) at home compared to 31-50 (.383) on the road...tied for the fifth lowest home winning percentage in the majors and tied for the third lowest road winning percentage...tied for both the 10th lowest home winning percentage and road winning percentage in Oakland history...finished with a losing record at home for the third consecutive season but had their best record over that span...it was just the third time in Oakland history the A's had three straight losing seasons at home (1977-79 and 1996-98)...also had their third straight season with a losing record on the road but had their best winning percentage over that stretch...hit .232 with 323 runs scored and a .681 OPS at home compared to .234 with 320 runs scored and a .707 OPS on the road...had the fifth lowest home OPS in the majors, the sixth lowest batting average and the seventh fewest runs...scored the sixth fewest runs on the road...had their best home batting average over the last five seasons, but it was seventh lowest in Oakland history...had the fifth lowest road batting average in Oakland history...hit 110 home runs on the road, 86 at home...the road home runs ranked sixth in the majors and eighth in Oakland history...compiled a 4.05 ERA and .707 opponents OPS at home, a 4.72 ERA and .768 OPS on the road...had the fourth highest road OPS in the majors and the fifth highest ERA...allowed 70 home runs at home, which was the fewest in the majors, compared to 99 on the road...committed 28 errors on the road compared to 56 at home...had the fewest road errors in the majors and the fourth most home errors...had the fewest road errors in a full season in Athletics history (previous: 34 in 2021)...won 10 home series, lost 13 and split three...won 10 road series, lost 14 and split two.

PLAYER NOTES: The A's employed 55 players, which is their fewest over the last three seasons...however, it was the third highest total in Oakland history behind the 2023 (62) and 2022 (64) clubs...tied for 15th in the majors in players used in 2024 but have 136 different players over the last three seasons, which is the most in the majors...20 of the 55 players were rookies... had 13 players make their Major League debuts, which tied for the most in the majors and tied for fourth most in Oakland history...used 32 pitchers, which tied for 15th in the majors but was fourth most in Athletics history...13 of the pitchers were rookies, which was third most in Oakland history behind the 2022 (18) and 2023 (14) clubs...employed 13 starting pitchers, which was 11 fewer than their Major League record tying total of 24 in 2023...28 pitchers appeared in relief, which tied for ninth most in the majors but was second most in Athletics history to the record of 36 set in 2023...have used a ML leading 77 different relievers over the last three seasons...10 different players appeared in a game at third base, which tied the Oakland record for most third basemen set in 1972...employed just three catchers, but only two played more than one game.

THE INJURED LIST: The A's used the injured list 30 times, which fell one short of the Oakland record of 31 set in 2022 and matched in 2023...the 30 IL placements were 11th most in the majors...the players on the IL combined to miss 1,559 games, an average of 52.0 games per stint...the games missed were second most in Oakland history to the record of 1,810 in 2016... began the season with eight players on the IL and never dipped below that number all season... have not had fewer than eight players on the IL since June 15, 2023 when they had seven...the season high was 13 on May 13 and from May 27-31...had two players spend the entire season on the IL: Trevor Gott and Ken Waldichuk...Luis Medina (126 games), Alex Wood (120 games) and Esteury Ruiz (111) also missed more than 100 games, although Medina's came over two stints... Miguel Andujar, Scott Alexander and Ross Stripling also had two stints on the IL...only JJ Bleday, Shea Langeliers, Kyle McCann, T.J. McFarland, JP Sears and Mitch Spence spent the entire season on the active roster.

A'S INJURED LIST, 2024

PLAYER	INJURY	DATES	GAMES MISSED	A's RECORD
Adams	Right forearm tendinitis	August 15-September 29	41	18-23
Alexander	Left rib bone contusion	March 25-May 20	49	19-30
Alexander	Left rotator cuff tendinitis	August 18-September 3	16	8-8
Andujar	Right knee lateral meniscus surgery	March 25-May 23	52	21-31
Andujar	Core muscle injury	August 25-October 30	32	14-18
Bido	Right wrist flexor tendinitis	September 8-29	19	7-12
Blackburn	Stress reaction, fifth metatarsal of right foot	May 11-July 25	65	24-41
Boyle	Lower back strain	May 6-June 4	27	7-20
Davis	Right adductor strain	April 15-May 2	16	8-8
Diaz, A	Right calf strain	March 27-May 27	55	22-33
Erceg	Strained right forearm	May 28-June 11	14	4-10
Gelof	Left oblique strain	April 24-May 13	19	10-9
Gott	Right elbow UCL surgery	March 24-October 30	162	69-93
Hernaiz	Left ankle injury	May 8-August 1	73	28-45
Jiménez	Strained left oblique	June 20-August 17	47	25-22
Medina	Right knee MCL sprain	March 25-June 1	60	24-36
Medina	Sprained right elbow	July 13-October 30	66	33-33
Miller	Broken left hand	July 23-August 6	13	7-6
Muller	Left shoulder tendinitis	May 27-July 6	36	12-24
Newcomb	Left knee inflammation	March 27-June 3	61	24-37
Rooker	Costochondral cartilage injury	April 8-18	9	5-4
Ruiz	Strained left wrist	May 23-October 30	111	49-62
Soderstrom	Left wrist bone bruise	July 10-September 13	55	31-24
Stripling	Strained right elbow	May 25-July 24	51	20-31
Stripling	Low back strain	September 9-26	15	7-8
Tarnok	Right hip inflammation	March 25-May 31	59	23-36
Toro	Strained right hamstring	June 22-July 20	22	10-12
Waldichuk	Left elbow UCL surgery	February 14-October 30	162	69-93
Wilson	Strained left hamstring	July 20-August 26	32	18-14
Wood	Left rotator cuff tendinitis	May 13-October 30	120	50-70

PINCH HITTERS: A's pinch hitters batted .198 with six home runs and 15 RBI...the six pinch homers tied for third in the majors and matched the 2013 A's for the most by an Athletics team in the designated hitter era (1973-present)...in Oakland history, only the 1970 club had more (8)...tied for fifth in the majors in walks (18) and extra base hits (10), ranked ninth in slugging (.388), 10th in OPS (.692) and tied for 10th in strikeouts (40)...had 135 plate appearances, which ranked 11th in the majors...since 2022, when the National League adopted the designated hitter rule, the A's 500 pinch plate appearances are second most in the majors to the Giants (631)...also have the second most hits (96) and home runs (14) over that span and the fourth most RBI (60) and extra base hits (32).

DESIGNATED HITTERS: A's designated hitters batted .275 with 37 home runs and 111 RBI...ranked second in the majors in RBI, third in slugging (.506), tied for third in triples (3), fourth in OPS (.854), fifth in batting, home runs and extra base hits (65) and sixth in on-base percentage (.348)...ranked third in A's history in slugging and extra base hits, fourth in home runs and OPS, fifth in RBI and batting average and tied for fifth in triples...struck out 192 times, which was fourth most in the majors and third most in Athletics history...Brent Rooker led the A's with 131 starts at designated hitter.

BEFORE AND AFTER THE ALL-STAR BREAK: The A's had a 37-61 (.378) record at the All-Star Break, but then went 32-32 (.500) after the break...ranked 27th in the majors in winning percentage before the break and tied for 15th after the break...had the fourth lowest winning percentage at the break in Oakland history and finished with a losing record for the third consecutive season...were in fifth place in the American League West for the third consecutive season and trailed first place Seattle by 15 games...snapped their streak of three consecutive seasons with a losing record after the break...had the third best record in the AL West after the break and were 5½ games behind the team with the best record, Houston...played 98 games before the break, which matches the 1973 club for the most in Oakland history...hit .227 with a .686 OPS while averaging 3.98 runs per game before the break...had a .243 batting average, .706 OPS and averaged 3.95 runs per game after the break...ranked 28th in the majors in batting before the break, 16th after the break ...had a 4.46 ERA and .754 opponents OPS before the break, a 4.25 ERA and .710 OPS after the break...ranked 25th in the majors in ERA before the break, 17th after the break.

MONTH-BY-MONTH: The A's had a losing record in April, May and June to extend their streak of consecutive full months with a losing record to an Oakland record 11 (previous: 10 from May 2016 to August 2017)...then went 15-9 in July for their first winning month since July 2022...followed that up with a 14-12 record in August, giving the A's back-to-back months with a winning record for the first time since May and June of 2021...then went 10-16 in September...went 13-14 (.481) in the month of April...had eight more wins than in April 2023 but have a losing record in April for three consecutive seasons for the first time since 1998-2001 when they had four straight...had a 3.65 ERA, which was more than four earned runs lower than April 2023 (7.97) and their lowest single-month mark in 2024...the offense hit .206, which was the lowest mark in the majors, the lowest in April in Oakland history (previous: .210 in 1979) and fourth lowest in Athletics history...had a .276 on-base percentage, which was also the lowest in the majors and second lowest in Oakland history (.274 in 1968)...struck out 265 times, which was the most in Athletics history in April...had a 9-19 (.321) record in May, which tied the White Sox and the Mets for the lowest winning percentage in the majors...batted .237 with 125 runs scored in 28 games (4.46 runs per game) after hitting .206 with 83 runs scored in 27 games in April (3.07 runs per game)...struck out 275 times, which is the most in May in Athletics history and fourth most in any month...tied for third in the majors in home runs in May (35), tied for fourth in extra base hits (87), ranked sixth in doubles (48), tied for sixth in walks (93), tied for seventh in runs and ninth in slugging (.404) and OPS (.713)...the pitching staff logged a 4.54 ERA in May after compiling a 3.65 ERA in April...had the fourth highest May ERA and OPS (.741) in the majors...finished June 7-20 (.259), which matched the Rockies for the lowest winning percentage in the majors...it was the fourth 20-loss month for the A's over the last three seasons and the 20 losses were the fifth most in June in Oakland history...had the third highest opponents OPS (.806) in the majors in June and the fifth highest ERA (4.80)...hit 21 batters, which was second most in the majors and the most in Athletics history in June (previous: 17 in 1907)...the offense had the second fewest runs (87) and extra base hits (62) in the majors, third lowest OPS (.640) and batting average

(.219) and tied for the fifth fewest stolen bases (10)...had 32 doubles, which was the fewest by an A's team in June since 1989 (31)...went 15-9 (.625) in July to snap an Oakland-record streak of 11 consecutive full months with a losing record...it was their first winning month since July 2022 (14-12) and their best record in a month of more than five games since going 17-9 (.654) in June 2021...finished with the third best record in the majors in July behind the Diamondbacks (17-8, .680) and Mets (17-10, .630)...batted .267 including a Major League leading .328 with runners in scoring position...the batting average is the only time the A's hit .240 or better in a month over the last three years and the mark with RISP was fourth best by an A's team in a month of five or more games since 1974...it was the best since June 2004 when they also hit .328...led the majors in home runs in July (45), ranked second in runs (148), third in OPS (.829) and slugging (.491), fifth in on-base percentage (.337), tied for fifth in extra base hits (90), sixth in batting and tied for eighth in stolen bases (22)...the 45 home runs were second most in Oakland history in July (53 in 1996) and the A's most in any month since June 2019 (45)...also had the second best slugging percentage and OPS in July in Oakland history (.505 and .865 in 1996)...the slugging percentage was the A's best in any month since Aug. 1999 (.511) and the OPS was the best since Sept. 2013 (.838)...the 148 runs scored were the A's most in July since 2005 (155) and their most in any month since June 2019 (149)...had a run differential of +45 in July, which was second best in the majors (D-backs, +58), after being outscored by 108 runs through the end of June...the run differential was fourth best in July in Oakland history and their best in any month since June 2021 (+46)...followed July with a 14-12 (.538) mark in August, which tied for the 10th best record in the majors and gave the A's a winning record in back-to-back months for the first time since going 15-14 in May of 2021 and 17-9 in June of 2021...had 35 doubles in August, which were third fewest in the majors and the fewest by an A's team in August since 1992 (35)...also ranked fourth in the majors in fewest extra base hits in August (69), tied for fourth in fewest runs (102) and ninth in lowest batting average (.239)...tied for eighth in fewest strikeouts (211) and tied for ninth in most walks (87)...the pitching staff had 227 strikeouts, which tied for 20th most in the majors but matched the most in August in Athletics history (2023) and tied for seventh most in any month...also tied for third in the majors in saves in August (9), ranked fourth in lowest opponents slugging percentage (.360), fifth in lowest batting average (.222), sixth in lowest OPS (.660), tied for sixth in fewest home runs (26) and ninth in lowest on-base percentage (.300)...concluded the season with a 10-16 (.385) record in September, which tied for the fourth worst record in the majors...hit .236, but batted .199 with runners in scoring position, which was second lowest in the majors...tied for third in fewest walks (62), tied for fourth in fewest runs (87) and home runs (21), ranked eighth in lowest on-base percentage (.287) and ninth in lowest OPS (.650)...the walks were second fewest in the month of September in Oakland history to the 1978 A's (60)...the runs scored tied for third fewest and were the fewest since 1979 (84)...the on-base percentage was fifth lowest...the pitching staff had the second highest opponents batting average in the majors (.271), third highest ERA (4.78) and fifth highest OPS (.765).

THIS AND THAT: The A's had an average time of game of 2 hours and 35 minutes, which was fourth quickest in the majors...it was nine minutes lower than 2023 (2:44) and the fastest by an A's team since 1979 (2:34)...had a 20-19 (.513) record in games in which the opponent started a left-handed pitcher compared to 49-74 (.398) when they start a right-hander...the mark against righties was third lowest in the majors and the games against lefties (39) were seventh fewest...had a winning record against just one American League team as they went 8-5 vs. the Angels...their worst mark against an AL team was 1-6 (Guardians and Twins)...had a .500 record against four AL teams and a winning record against eight National League teams...went 23-29 (.442) against AL West teams, which marks the fourth consecutive season and ninth time in the last 11 seasons the A's had a .500 record or worse against divisional foes...were 10-22 (.313) against the AL Central, which was their worst mark ever...had a 24-22 (.522) record in interleague play, which tied for the ninth best record in the majors...in 28 seasons of interleague competition, the A's have a winning record 16 times, a losing record nine times and a .500 record three times...were 15-8 (.652) following a day off, which was the fourth best record in the majors...were 30-22 (.577) in the first game of a series, which tied for ninth best...however, had an 18-34 (.346) record in the final game of a series...had a 7-21 (.250) record on Sunday, which was second worst in the majors...are 11-44 (.200) on Sunday over the last two seasons...were 44-22 (.667) when out-homering the opposition and 7-41 (.146) when getting out-homered...had the third lowest winning percentage in the majors when they were out-homered...were 44-26 (.629) when scoring first and 25-67 (.272) when the opponent scored first.

BATTING AND PITCHING STATISTICS

+ = ROOKIE

PLAYER	AVG	G	AB	R	H	TB	2B	3B	HR	RBI	SH	SF	HP	BB	IBB	SO	SB	CS	DP	GI			
																				E	OBP	SLG	OPS
Allen, N	.175	41	97	6	17	24	4	0	1	4	3	0	0	5	0	20	0	0	0	6	.216	.247	.463
+Alvarez, A	.243	16	37	7	9	10	1	0	0	2	0	0	0	2	0	8	1	0	1	0	.282	.270	.552
Andujar, M	.285	75	302	31	86	114	14	1	4	30	0	1	3	13	0	42	3	2	10	2	.320	.377	.697
Bleday, J	.243	159	572	74	139	250	43	4	20	60	1	0	2	67	2	125	2	3	8	5	.324	.437	.761
Brown, S	.231	124	372	32	86	141	11	1	14	44	0	1	2	25	0	112	4	2	7	4	.283	.379	.662
Butler, L	.262	125	412	63	108	202	24	2	22	57	0	4	0	35	0	108	18	0	8	4	.317	.490	.807
Cameron, D	.200	66	170	22	34	56	5	1	5	15	0	2	1	13	0	51	5	0	3	0	.258	.329	.587
Davis, J	.236	39	123	12	29	45	4	0	4	5	0	0	3	9	0	30	0	0	3	1	.304	.366	.670
Diaz, A	.103	12	29	2	3	3	0	0	0	1	0	0	0	1	0	7	0	0	0	0	.133	.103	.236
Gelof, Z	.211	138	497	60	105	180	20	17	49	3	5	4	38	0	188	25	3	7	7	270	.362	.632	
+Gray, T	.143	8	21	0	3	4	1	0	0	0	0	0	0	3	0	13	0	0	0	0	.250	.190	.440
(Total)	.107	15	28	0	3	4	1	0	0	0	0	0	0	3	0	16	0	0	0	0	.194	.143	.337
+Harris, B	.146	36	103	15	15	27	3	0	3	12	0	1	2	17	0	25	0	3	3	3	.276	.262	.538
+Hernaiz, D	.192	48	120	8	23	29	3	0	1	12	1	2	1	11	0	27	1	1	4	3	.261	.242	.503
Langeliers, S	.224	137	482	58	108	217	18	2	29	80	0	6	5	41	2	145	4	2	15	5	.288	.450	.738
+McCann, K	.236	54	140	13	33	52	4	0	5	15	0	0	1	16	1	59	0	0	2	4	.318	.371	.698
Nevin, T	.204	87	245	22	50	81	10	0	7	20	0	3	5	25	0	64	1	0	5	4	.288	.331	.619
Noda, R	.137	36	95	8	13	20	4	0	1	4	1	0	1	14	0	37	0	0	0	2	.255	.211	.466
Rooper, B	.293	145	546	82	160	307	26	2	39	112	0	4	5	59	4	177	11	3	5	0	.365	.562	.927
Ruiz, E	.200	29	55	10	11	21	2	1	2	8	2	2	2	4	0	20	5	4	1	1	.270	.382	.652
+Schuemann, M	.220	133	396	55	87	122	14	0	7	34	5	4	7	47	0	119	14	1	8	15	.311	.308	.619
Soderstrom, T	.233	61	189	18	44	81	10	0	9	26	0	1	3	20	1	53	0	0	7	3	.315	.429	.744
Toro, A	.240	94	337	34	81	118	17	1	6	26	2	0	5	20	1	62	4	2	4	5	.293	.350	.643
+Wilson, J	.250	28	92	11	23	29	2	2	0	3	1	1	1	8	0	10	0	0	4	0	.314	.315	.629
OAKLAND	.233	162	5432	643	1267	2133	240	19	196	619	19	37	53	493	11	1502	98	26	105	84	.301	.393	.694
OPPONENTS	.253	162	5470	764	1385	2242	314	18	169	729	17	51	92	530	34	1263	114	37	128		.327	.410	.737

PITCHER	W	L	ERA	G	GS	CG	GF	SHO	SV	IP	H	R	ER	HR	HB	BB	IBB	SO	WP	BK	AVG
Alexander, S	1	3	2.56	45	0	0	9	0	0	38.2	31	14	11	3	2	15	7	31	2	0	.223
+Basso, B	1	1	4.03	7	4	0	2	0	0	22.1	23	10	10	3	0	5	0	19	1	0	.264
Bido, O	5	3	3.41	16	9	0	3	0	0	63.1	43	25	24	3	7	26	1	63	3	0	.192
Bielak, B	1	0	4.38	6	0	0	4	0	0	12.1	17	6	6	2	0	6	0	5	0	0	.333
(Total)	1	0	5.16	16	0	0	9	0	0	29.2	39	17	17	5	2	13	0	14	1	0	.312
Blackburn, P	4	2	4.41	9	9	0	0	0	0	51.0	45	25	25	8	1	14	0	38	0	0	.233
+Boyle, J	3	6	6.42	13	10	0	0	0	0	47.2	42	35	34	4	4	40	0	56	7	1	.235
Brooks, A	0	2	5.06	5	4	0	1	0	0	26.2	33	19	15	4	1	8	0	12	0	0	.308
Erceg, L	2	3	3.68	38	0	0	4	0	3	36.2	31	17	15	3	5	13	2	41	4	0	.225
+Estes, J	7	9	5.01	25	24	1	0	1	0	127.2	130	73	71	23	10	27	1	92	3	0	.259
+Ferguson, T	4	2	3.68	48	0	0	15	0	2	51.1	32	23	21	4	2	24	2	62	1	1	.178
+Ginn, J	1	1	4.24	8	6	0	1	0	0	34.0	36	16	16	4	2	9	1	29	0	0	.275
Harris, H	4	4	2.86	21	9	0	4	0	0	72.1	65	29	23	7	3	33	0	61	3	1	.244
+Holman, G	1	1	4.02	18	0	0	5	0	0	15.2	17	8	7	1	1	9	1	16	1	0	.270
Jiménez, D	1	3	4.91	25	0	0	9	0	1	25.2	21	18	14	6	1	19	0	25	0	0	.223
Junk, J	0	0	--	1	0	0	0	0	0	0.0	6	7	7	1	0	2	0	0	1	0	1.000
(Total)	0	0	14.63	6	0	0	2	0	0	8.0	22	13	13	3	0	4	0	8	1	0	.512
Kelly, M	3	2	2.59	28	0	0	13	0	0	31.1	27	11	9	2	3	10	1	22	1	0	.241
+Klein, W	0	0	27.00	3	0	0	0	0	0	1.2	2	5	5	0	0	4	0	1	1	0	.333
(Total)	1	0	11.05	8	0	0	2	0	0	7.1	12	9	9	0	0	6	0	7	1	0	.387
+Lucas, E	0	0	14.73	3	0	0	2	0	0	3.2	8	7	6	0	0	3	0	6	0	0	.400
McFarland, T	2	4	3.81	79	0	0	12	0	0	56.2	53	28	24	4	4	17	5	39	0	0	.252
Medina, L	2	4	5.18	8	8	0	0	0	0	40.0	43	24	23	4	1	20	1	32	5	0	.276
+Miller, M	2	2	2.49	55	0	0	44	0	28	65.0	36	23	18	6	1	21	3	104	2	0	.160
Muller, K	0	1	4.01	21	0	0	9	0	0	49.1	48	25	22	6	1	10	3	36	1	0	.255
Newcomb, S	1	0	6.30	7	0	0	3	0	0	10.0	9	7	2	1	8	1	7	0	0	0	.257
+Nittoli, V	0	1	2.25	7	0	0	1	0	0	8.0	8	2	2	1	0	2	0	5	0	0	.267
+O'Loughlin, J	0	0	4.66	4	0	0	1	0	0	9.2	13	5	5	1	0	5	0	6	1	0	.310
+Otañez, M	1	0	3.44	36	0	0	6	0	1	34.0	27	15	13	2	3	20	0	55	6	0	.214
Reyes, G	0	0	4.50	3	0	0	2	0	0	4.0	4	3	2	0	0	3	0	2	1	0	.267
Sears, J	11	13	4.38	32	32	0	0	0	0	180.2	172	93	88	28	14	49	0	137	0	1	.251
+Spence, M	8	10	4.58	35	24	0	2	0	0	151.1	165	79	77	20	6	44	0	126	8	1	.276
Stripling, R	2	11	6.01	22	14	0	3	0	0	85.1	109	65	57	7	1	22	2	49	2	1	.309
Wood, A	1	3	5.26	9	9	0	0	0	0	39.1	51	27	23	6	5	19	1	33	0	1	.323
OAKLAND	69	93	4.37	162	162	1	161	12	35	1436.2	1385	764	698	169	92	530	34	1263	60	7	.253
OPPONENTS	93	69	3.77	162	162	3	159	15	41	1448.0	1267	643	606	196	53	493	11	1502	44	4	.233

FIELDING STATISTICS

PITCHER	PCT	G	GS	INN	PO	A	E	TC	DP	TP
Adams, A	1.000	56	0	41.1	2	2	0	4	1	0
Alexander, S	1.000	45	0	38.2	1	7	0	8	0	0
+Basso, B	1.000	7	4	22.1	0	1	0	1	0	0
Bido, O	.889	16	9	63.1	3	5	1	9	0	0
Bielak, B	1.000	6	0	12.1	0	2	0	2	0	0
(Totals)	1.000	16	0	29.2	0	4	0	4	0	0
Blackburn, P	.889	9	9	51.0	5	3	1	9	0	0
+Boyle, J	.750	13	10	47.2	1	2	1	4	0	0
Brooks, A	1.000	5	4	26.2	4	2	0	6	0	0
Erceg, L	1.000	38	0	36.2	5	5	0	10	2	0
+Estes, J	1.000	25	24	127.2	5	5	0	10	2	0
+Ferguson, T	1.000	48	0	51.1	0	2	0	2	0	0
+Ginn, J	1.000	8	6	34.0	5	1	0	6	1	0
Harris, H	.857	21	9	72.1	1	5	1	7	0	0
+Holman, G	.000	18	0	15.2	0	0	0	0	0	0
Jiménez, D	.500	25	0	25.2	0	1	1	2	0	0
Junk, J	.000	1	0	0.0	0	0	0	0	0	0
(Totals)	1.000	6	0	8.0	0	1	0	1	0	0
Kelly, M	1.000	28	0	31.1	1	1	0	2	0	0
+Klein, W	.000	3	0	1.2	0	0	0	0	0	0
(Totals)	1.000	8	0	7.1	0	2	0	2	0	0
+Lucas, E	.000	3	0	3.2	0	0	0	0	0	0
McFarland, T	1.000	79	0	56.2	9	9	0	18	1	0
Medina, L	.875	8	8	40.0	4	3	1	8	1	0
+Miller, M	1.000	55	0	65.0	2	1	0	3	0	0
Muller, K	.900	21	0	49.1	5	4	1	10	0	0
Newcomb, S	1.000	7	0	10.0	0	3	0	3	0	0
+Nittoli, V	.000	7	0	8.0	0	0	0	0	0	0
+O'Loughlin, J	1.000	4	0	9.2	1	0	0	1	0	0
+Otañez, M	.000	36	0	34.0	0	0	0	0	0	0
Reyes, G	.000	3	0	4.0	0	0	0	0	0	0
Sears, J	.952	32	32	180.2	3	17	1	21	2	0
+Spence, M	.958	35	24	151.1	11	12	1	24	1	0
Stripling, R	.929	22	14	85.1	5	8	1	14	0	0
Wood, A	1.000	9	9	39.1	2	7	0	9	1	0

CATCHER	PCT	G	GS	INN	PO	A	E	TC	DP	TP	PB
Langeliers, S	.995	131	123	1108.2	1007	51	5	1063	5	0	7
+McCann, K	.987	44	39	324.0	288	12	4	304	2	0	5
Soderstrom, T	1.000	1	0	4.0	4	1	0	5	0	0	0

FIRST BASE	PCT	G	GS	INN	PO	A	E	TC	DP	TP
+Alvarez, A	1.000	5	4	29.0	22	0	0	22	4	0
Andujar, M	.000	1	0	0.0	0	0	0	0	0	0
Brown, S	.992	45	30	287.1	227	25	2	254	17	0
Davis, J	.993	24	17	148.0	122	13	1	136	14	0
Díaz, A	1.000	4	2	17.1	16	3	0	19	1	0
+Gray, T	1.000	7	4	41.0	25	2	0	27	4	0
Nevin, T	.991	38	24	211.0	201	13	2	216	18	0
Noda, R	.990	30	24	222.0	177	18	2	197	24	0
Soderstrom, T	.992	59	53	451.0	373	23	3	399	47	0
Toro, A	1.000	5	4	30.0	21	2	0	23	3	0

SECOND BASE	PCT	G	GS	INN	PO	A	E	TC	DP	TP
Allen, N	1.000	2	0	2.0	0	2	0	2	1	0
+Alvarez, A	1.000	1	1	8.0	1	0	0	1	0	0
Díaz, A	1.000	1	1	10.0	0	3	0	3	1	0
Gelof, Z	.988	138	136	1209.2	264	332	7	603	92	0
+Hernaiz, D	1.000	3	1	11.0	3	1	0	4	0	0
+Schuermann, M	1.000	9	6	50.0	7	15	0	22	5	0
Toro, A	1.000	19	17	146.0	25	39	0	64	10	0

THIRD BASE	PCT	G	GS	INN	PO	A	E	TC	DP	TP
Allen, N	1.000	5	3	29.0	4	6	0	10	1	0
+Alvarez, A	1.000	6	4	36.0	3	9	0	12	0	0
Davis, J	1.000	14	11	97.0	7	13	0	20	3	0
Díaz, A	1.000	1	1	7.0	1	0	0	1	0	0
+Gray, T	1.000	2	2	17.0	3	5	0	8	0	0
(Totals)	1.000	7	3	32.0	4	14	0	18	0	0
+Harris, B	.963	35	31	280.0	20	59	3	82	9	0
+Hernaiz, D	.964	32	22	195.0	17	37	2	56	6	0
Nevin, T	.951	25	17	151.0	14	25	2	41	7	0
+Schuemann, M	.941	27	22	194.1	15	33	3	51	2	0
Toro, A	.961	56	49	430.1	36	87	5	128	5	0

SHORTSTOP	PCT	G	GS	INN	PO	A	E	TC	DP	TP
Allen, N	.949	34	27	238.1	45	66	6	117	22	0
Díaz, A	1.000	6	5	41.0	5	13	0	18	2	0
+Hernaiz, D	.986	19	16	133.0	32	37	1	70	7	0
+Schuemann, M	.964	93	87	788.1	113	213	12	338	41	0
+Wilson, J	1.000	27	27	236.0	32	69	0	101	16	0

LEFT FIELD	PCT	G	GS	INN	PO	A	E	TC	DP	TP
+Alvarez, A	1.000	2	1	7.0	4	0	0	4	0	0
Andujar, M	.986	72	71	615.2	129	10	2	141	1	0
Brown, S	.977	55	39	360.1	83	1	2	86	0	0
Cameron, D	1.000	30	20	181.2	34	2	0	36	0	0
Díaz, A	.000	1	0	0.0	0	0	0	0	0	0
Nevin, T	1.000	13	8	66.0	13	0	0	13	0	0
Rooker, B	1.000	9	9	72.1	12	0	0	12	0	0
Ruiz, E	.957	19	10	94.2	22	0	1	23	0	0
+Schuemann, M	1.000	7	3	31.0	3	0	0	3	0	0
Toro, A	1.000	1	1	8.0	2	0	0	2	0	0

CENTER FIELD	PCT	G	GS	INN	PO	A	E	TC	DP	TP
Bleday, J	.988	157	144	1295.0	392	8	5	405	1	0
Brown, S	.000	1	0	1.0	0	0	0	0	0	0
Butler, L	1.000	2	0	4.0	2	0	0	2	0	0
Cameron, D	1.000	15	11	83.1	20	0	0	20	0	0
Ruiz, E	1.000	9	6	46.1	13	0	0	13	0	0
+Schuemann, M	1.000	2	1	7.0	1	0	0	1	0	0

RIGHT FIELD	PCT	G	GS	INN	PO	A	E	TC	DP	TP
Brown, S	1.000	31	24	214.0	57	1	0	58	0	0
Butler, L	.984	123	105	955.1	251	2	4	257	1	0
Cameron, D	1.000	20	14	119.1	29	1	0	30	0	0
Nevin, T	1.000	18	15	114.0	33	0	0	33	0	0
Noda, R	1.000	2	0	3.0	1	0	0	1	0	0
Rooker, B	1.000	5	4	30.0	4	0	0	4	0	0
+Schuemann, M	.000	1	0	1.0	0	0	0	0	0	0

A'S 2024 AT A GLANCE

Season High.....17-17 (May 4)	Series Sweeps.....2-9	Commit No Errors.....47-56
Season Low.....30-56 (June 30)	First Game of Series.....30-22	Commit 1 or More Errors.....22-37
March.....1-3	Last Game of Series.....18-34	More HR Than Opp.....44-22
April.....13-14	A's Score First.....44-26	Fewer HR Than Opp.....7-41
May.....9-19	Opponent Scores First.....25-67	Same Total HR of Opp.....18-30
June.....7-20	Leading After 7th.....54-6	Starter Pitches 7 or More.....8-8
July.....15-9	Leading After 8th.....57-1	Starter Pitches Less Than 7.....61-85
August.....14-12	Tied After 7th.....8-8	When Scoring 4 or More.....50-25
September.....10-16	Tied After 8th.....8-11	When Scoring Less Than 4.....19-68
Home Series.....10-13-3	Trailing After 7th.....7-79	Last At Bat.....15-19
Road Series.....10-14-2	Trailing After 8th.....4-81	Replay Challenges.....22-29

DAY-BY-DAY RESULTS

DATE	G	OPP	W-L	SCORE	REC	POS	GA/ GB	LEADER AND LEAD	WINNER	LOSER	SAVE	ATT.	CUM. ATT.
3/28	1	CLE	L	0-8	0-1	t2	-1	TEX	1 Bieber	Wood		13,522	13,522
3/29	2	CLE	L	4-6	0-2	t4	-1½	TEX	½ Allen	Stripling	Clase	3,837	17,359
3/30	3	CLE	L	3-12	0-3	t4	-2½	TEX	½ Sandlin	Sears		5,425	22,784
3/31	4	CLE	W	4-3	1-3	4	-1½	TEX	½ Jiménez	Barlow		4,118	26,902
4/1	5	BOS	L	0-9	1-4	t4	-2½	TEX	½ Houck	Boyle	Anderson	6,618	33,520
4/2	6	BOS	L	4-5 (1f)	1-5	t4	-2½	LAA/TEX	– Winckowski	Spence		5,112	38,632
4/3	7	BOS	L	0-1	1-6	5	-3½	LAA/TEX	– Pivetta	Stripling	Jansen	6,436	45,068
(7 dates)													
4/4		OFF DAY				5	-3½	LAA/TEX	–				
4/5	8	at DET	L	4-5	1-7	5	-4½	TEX	1 Foley	Erceg	Lange	44,711*	44,711
4/6	9	at DET	W	4-0	2-7	t4	-4½	TEX	1 Blackburn	Maeda		27,529	72,240
4/7	10	at DET	W	7-1	3-7	t4	-3½	TEX	1 Boyle	Flaherty		15,174	87,414
4/8		OFF DAY				5	-3	LAA/TEX	–				
4/9	11	at TEX	W	4-3	4-7	3	-2	LAA/TEX	– Kelly	Leclerc	Miller	18,714	106,128
4/10	12	at TEX	L	2-6	4-8	4	-3	TEX	1 Bradford	Stripling		30,488	136,616
4/11	13	at TEX	W	1-0	5-8	t3	-2	TEX	½ Sears	Gray	Miller	19,726	156,342
(6 dates)													
4/12	14	WSH	W	2-1 (10)	6-8	t3	-2	TEX	½ Kelly	Finnegan		5,777	50,845
4/13	15	WSH	L	1-3	6-9	t3	-2	TEX	½ Gore	Boyle	Finnegan	3,330	54,175
4/14	16	WSH	W	7-6	7-9	3	-1	TEX	½ Spence	Law	Miller	8,637	62,812
4/15	17	STL	L	1-3	7-10	t3	-2	TEX	½ Gray	Stripling	Helsley	5,508	68,320
4/16	18	STL	L	2-3	7-11	4	-2	TEX	½ Lynn	Jimenez	Helsley	3,296	71,616
4/17	19	STL	W	6-3	8-11	4	-2	TEX	½ Blackburn	Matz	Miller	9,551	81,167
(13 dates)													
4/18		OFF DAY				4	-2½	TEX	1½				
4/19	20	at CLE	L	2-10	8-12	4	-2½	TEX	1 McKenzie	Boyle		16,262	172,604
4/20	21	at CLE	L	3-6	8-13	4	-2½	TEX/SEA	– Allen	Wood	Clase	19,487	192,091
4/21	22	at CLE	L	2-6	8-14	4	-3½	TEX	½ Bibee	Stripling		16,905	208,996
4/22	23	at NYY	W	2-0	9-14	t3	-3	TEX	½ Erceg	González	Miller	30,366	239,362
4/23	24	at NYY	L	3-4	9-15	4	-3½	SEA	½ Stroman	Blackburn	Holmes	30,060	269,422
4/24	25	at NYY	L	3-7	9-16	4	-4	TEX	½ Schmidt	Boyle		31,179	300,601
4/25	26	at NYY	W	3-1	10-16	4	-3½	SEA	½ Wood	Cortes	Miller	40,141	340,742
4/26	27	at BAL	W	3-2 (10)	11-16	3	-3½	SEA	½ Spence	Webb	Miller	22,965	363,707
4/27	28	at BAL	L	0-7	11-17	3	-4½	SEA	1½ Irvin	Sears		28,364	392,071
4/28	29	at BAL	W	7-6	12-17	3	-3½	SEA	½ McFarland	Kimbrel	Erceg	40,887	432,958
(16 dates)													
4/29	30	PIT	W	5-1	13-17	3	-3½	SEA	1 Boyle	Falter		3,528	84,695
4/30	31	PIT	W	5-2	14-17	3	-3½	SEA	1 Spence	Keller	Miller	3,876	88,571
5/1	32	PIT	W	4-0	15-17	3	-2½	SEA	1 Stripling	Priester		4,679	93,250
5/2		OFF DAY				3	-2½	SEA	½				
5/3	33	MIA	W	3-1	16-17	3	-1½	SEA	½ Sears	Weathers	Erceg	8,533	101,783
5/4	34	MIA	W	20-4	17-17	3	-1½	SEA	½ Blackburn	Rogers		7,809	109,592
5/5	35	MIA	L	3-12	17-18	3	-2½	SEA	½ Smith	Boyle		12,212	121,804
5/6	36	TEX	L	2-4	17-19	3	-3	TEX	½ Leclerc	Erceg	Yates	2,895	124,699
5/7	37	TEX	L	8-15	17-20	3	-4	TEX	½ Ureña	Stripling		3,965	128,664
5/8	38	TEX (1)	W	9-4	18-20				Sears	Lorenzen			
	39	TEX (2)	L	11-12	18-21	3	-4	TEX	1 Robertson	Bido	Yates	8,230	136,894
(22 dates)													
5/9		OFF DAY				3	-4	TEX	1½				
5/10	40	at SEA	L	1-8	18-22	3	-4	TEX	½ Thornton	Blackburn		39,743	472,701
5/11	41	at SEA	W	8-1	19-22	3	-3	TEX	½ Estes	Miller		32,398	505,099
5/12	42	at SEA	L	4-8	19-23	3	-3½	SEA	½ Castillo	Wood		41,609	546,708
5/13	43	at HOU	L	2-9	19-24	3	-4½	SEA	1½ Arrighetti	Stripling		26,225	572,933
5/14	44	at HOU	L	1-2 (10)	19-25	3	-4½	SEA	1½ Hader	Kelly		36,178	609,111
5/15	45	at HOU	L	0-3	19-26	t3	-5½	SEA	1½ Valdez	Brooks	Martinez	28,124	637,235
5/16	46	at HOU	L	1-8	19-27	4	-6	SEA	1½ Javier	Estes	Dubin	26,377	663,612
5/17	47	at KC	L	2-6	19-28	4	-6	SEA	1½ Ragans	Spence		24,585	688,197
5/18	48	at KC	L	3-5	19-29	4	-7	SEA	1½ Lugo	Stripling	McArthur	22,014	710,211
5/19	49	at KC	L	4-8	19-30	t4	-7	SEA	1½ Singer	Sears		20,035	730,246
(26 dates)													

DATE	G	OPP	W-L	SCORE	REC	POS	GA/ GB	LEADER AND LEAD	WINNER	LOSER	SAVE	ATT.	CUM. ATT.
5/20		OFF DAY											
5/21	50	COL	W	5-4	20-30	4	-7½	SEA	3	Erceg	Kinley	Miller	4,005 140,899
5/22	51	COL	L	3-4 (12)	20-31	5	-7½	SEA	3	Mears	Muller	Koch	3,617 144,516
5/23	52	COL	W	10-9 (11)	21-31	t4	-6½	SEA	3	Bielak	Lambert		6,886 151,402
5/24	53	HOU	L	3-6	21-32	t4	-6½	SEA	3	Verlander	Stripling	Hader	9,676 161,078
5/25	54	HOU	W	3-1	22-32	4	-5½	SEA	3	Sears	Arrighetti	Miller	10,617 171,695
5/26	55	HOU	L	2-5	22-33	4	-6½	SEA	3	Blanco	Brooks		10,927 182,622
													(28 dates)
5/27		OFF DAY				4	-7	SEA	3½				
5/28	56	at TB	W	3-0	23-33	4	-7	SEA	3½	Spence	Littell	Miller	13,889 744,135
5/29	57	at TB	L	3-4	23-34	4	-8	SEA	3½	Fairbanks	Kelly		13,167 757,302
5/30	58	at TB	L	5-6 (12)	23-35	4	-8	SEA	3	Lovelady	Ferguson		15,264 772,566
5/31	59	at ATL	L	2-4	23-36	4	-9	SEA	4	López	Sears	Iglesias	40,204 812,770
6/1	60	at ATL	W	11-9	24-36	4	-9	SEA	4	Kelly	Herget	Jiménez	41,811 853,951
6/2	61	at ATL	L	1-3	24-37	4	-10	SEA	4	Lee	Adams	Iglesias	37,853 891,804
													(32 dates)
6/3		OFF DAY				4	-10	SEA	4½				
6/4	62	SEA	L	3-4	24-38	4	-11	SEA	5½	Kirby	Spence	Saucedo	5,624 188,246
6/5	63	SEA	W	2-1	25-38	4	-10	SEA	4½	Estes	Gilbert	Miller	9,735 197,981
6/6	64	SEA	L	0-3	25-39	t4	-11	SEA	5	Woo	Sears	Stanek	6,571 204,552
6/7	65	TOR	W	2-1	26-39	4	-10	SEA	5	Miller	Green		16,046 220,598
6/8	66	TOR	L	0-7	26-40	4	-10	SEA	5	GAUSMAN	Medina		9,285 229,883
6/9	67	TOR	L	4-6 (10)	26-41	t4	-11	SEA	5	García	Adams	Cabrera	11,276 241,159
													(34 dates)
6/10	68	at SD	L	1-6	26-42	5	-12	SEA	5½	Cease	Estes		38,822 930,626
6/11	69	at SD	L	3-4	26-43	5	-13	SEA	6½	Suarez	Alexander		41,945 972,571
6/12	70	at SD	L	4-5	26-44	5	-14	SEA	6½	Suarez	Miller		35,688 1,008,259
6/13	71	at MIN	L	2-6	26-45	5	-14	SEA	5½	Ryan	Medina		23,229 1,031,488
6/14	72	at MIN	L	5-6 (10)	26-46	5	-15	SEA	6½	Duran	Alexander		35,631 1,067,119
6/15		at MIN		PPD, Rain		5	-15½	SEA	7½				
6/16	73	at MIN (D)	L	2-6	26-47					Ober	Sears	Duran	33,835 1,100,954
6/16	74	at MIN (N)	L	7-8	26-48	5	-17	SEA	8½	Staumont	Jiménez	Jax	20,787 1,121,741
													(39 dates)
6/17		OFF DAY				5	-17	SEA	9				
6/18	75	KC	W	7-5	27-48	5	-17	SEA	10	Harris	Marsh	Miller	7,013 248,172
6/19	76	KC	W	5-1	28-48	5	-16	SEA	9	Medina	Ragans		4,557 252,729
6/20	77	KC	L	2-3	28-49	5	-16	SEA	8	McArthur	Nittoli	Stratton	8,753 261,482
6/21	78	MIN	W	6-5	29-49	5	-15	SEA	7	Newcomb	Duran	Miller	9,158 270,640
6/22	79	MIN	L	2-10	29-50	5	-16	SEA	7	OBER	Sears		9,299 279,939
6/23	80	MIN	L	0-3	29-51	5	-16	SEA	6	López	Harris	Jax	18,491 298,430
													(40 dates)
6/24	81	at LAA	L	1-5	29-52	5	-16	SEA	5½	Canning	Medina		24,586 1,146,327
6/25	82	at LAA	L	5-7	29-53	5	-16	SEA	4½	Anderson	Spence	Estévez	26,473 1,172,800
6/26	83	at LAA	L	2-5	29-54	5	-17	SEA	4½	Moore	Estes		31,240 1,204,040
6/27		OFF DAY				5	-17	SEA	4½				
6/28	84	at ARI	W	9-4	30-54	5	-17	SEA	5½	Alexander	Thompson		25,846 1,229,886
6/29	85	at ARI	L	0-3	30-55	5	-17	SEA	4½	Gallen	Harris	Sewald	39,843 1,269,729
6/30	86	at ARI	L	1-5	30-56	5	-17	SEA	3½	Mantiply	McFarland		26,413 1,296,142
													(45 dates)
7/1		OFF DAY				5	-17	SEA	3				
7/2	87	LAA	W	7-5	31-56	5	-16	SEA	3	Spence	Soriano		5,447 303,877
7/3	88	LAA	W	5-0	32-56	5	-15	SEA	2	ESTES	Daniel		14,837 318,714
7/4	89	LAA	W	5-0	33-56	5	-15	SEA	2	Sears	Contreras		11,956 330,670
7/5	90	BAL	L	2-3	33-57	5	-16	SEA	2	Suarez	Harris	Kimbrel	9,654 340,324
7/6	91	BAL	W	19-8	34-57	5	-15	SEA	2	Medina	Povich		8,526 348,850
7/7	92	BAL	L	3-6	34-58	5	-15	SEA	2	Rodriguez	Spence	Kimbrel	14,524 363,374
													(46 dates)
7/8		OFF DAY				5	-15	SEA	2				
7/9	93	at BOS	L	9-12	34-59	5	-16	SEA	2	Bello	Estes		31,826 1,327,968
7/10	94	at BOS	W	5-2	35-59	5	-16	SEA	2	Sears	Pivetta	Miller	32,935 1,360,903
7/11	95	at BOS	L	0-7	35-60	5	-17	SEA	2	Houck	Medina	Anderson	33,512 1,394,415
7/12	96	at PHI	W	6-2	36-60	5	-16	SEA	1	Bido	Suárez		42,570 1,436,985
7/13	97	at PHI	L	5-11	36-61	5	-16	SEA	1	Phillips	Spence		44,231 1,481,216
7/14	98	at PHI	W	18-3	37-61	5	-15	SEA	1	Estes	Mercado		43,025 1,524,241
													(51 dates)

DATE	G	OPP	W-L	SCORE	REC	POS	GA/ GB	LEADER AND LEAD	WINNER	LOSER	SAVE	ATT.	CUM. ATT.	
7/15-18		ALL-STAR BREAK			37-61	5	-15	SEA	1					
7/19	99	LAA	W	13-3	38-61	5	-14	SEA/HOU	-	Sears	Canning	11,596	374,970	
7/20	100	LAA	W	8-2	39-61	5	-14	HOU	1	Spence	Kochanowicz	14,574	389,544	
7/21	101	LAA	L	5-8	39-62	5	-14	HOU/SEA	-	Garcia	Erceg	10,380	399,924	
7/22	102	HOU	W	4-0	40-62	5	-13	HOU/SEA	-	Harris	Arrighetti	4,517	404,441	
7/23	103	HOU	W	8-2	41-62	5	-12	HOU/SEA	-	Bido	Bloss	5,896	410,337	
7/24	104	HOU	L	1-8	41-63	5	-13	HOU	1	Brown	Sears	14,978	425,315	
													(52 dates)	
7/25	105	at LAA	W	6-5	42-63	5	-12½	HOU	1	Stripling	Rosenberg	Ferguson	25,752	1,549,993
7/26	106	at LAA	W	5-4	43-63	5	-12½	HOU	1	Blackburn	Crouse	Erceg	28,722	1,578,715
7/27	107	at LAA	W	3-1	44-63	5	-12½	HOU	1	Spence	Anderson	Ferguson	33,755	1,612,470
7/28	108	at LAA	L	6-8	44-64	5	-12½	HOU/SEA	-	Contreras	Bido	García	27,016	1,639,486
7/29		OFF DAY				5	-12	HOU/SEA	-					
7/30	109	at SF	W	5-2	45-64	5	-12	SEA	1	Sears	Ray		37,885	1,677,371
7/31	110	at SF	L	0-1	45-65	5	-12	SEA/HOU	-	WEBB	Stripling		38,668	1,716,039
														(57 dates)
8/1		OFF DAY				5	-12	SEA/HOU	-					
8/2	111	LAD	W	6-5	46-65	5	-12	SEA/HOU	-	Estes	Stone		21,060	446,375
8/3	112	LAD	L	0-10	46-66	5	-13	SEA	1	Flaherty	Spence		35,207	481,582
8/4	113	LAD	L	2-3	46-67	5	-13	SEA	1	Vesia	Bido	Banda	25,544	507,126
8/5	114	CWS	W	5-1	47-67	5	-12½	SEA	1½	Sears	Bush		4,971	512,097
8/6	115	CWS	L	1-5	47-68	5	-12½	SEA	½	Cannon	Stripling		5,867	517,964
8/7	116	CWS	W	3-2	48-68	5	-12	HOU	½	McFarland	Toussaint	Miller	6,964	524,928
														(58 dates)
8/8		OFF DAY				5	-12	HOU/SEA	-					
8/9	117	at TOR	L	1-3	48-69	5	-13	HOU/SEA	-	Berrios	Spence	Green	39,894	1,755,933
8/10	118	at TOR	W	1-0	49-69	5	-13	HOU/SEA	-	Bido	Rodríguez	Miller	34,312	1,790,245
8/11	119	at TOR	W	8-4	50-69	5	-13	HOU/SEA	-	Sears	Bassitt		38,797	1,829,042
8/12		OFF DAY				5	-13½	HOU	½					
8/13	120	at NYM	W	9-4	51-69	5	-13½	HOU	1½	Adams	Blackburn		31,923	1,860,965
8/14	121	at NYM	L	1-9	51-70	5	-14½	HOU	2½	Peterson	Estes		28,288	1,889,253
8/15	122	at NYM	W	7-6	52-70	5	-14	HOU	3	Ferguson	Garrett	Miller	28,461	1,917,714
														(63 dates)
8/16		OFF DAY				5	-13½	HOU	3					
8/17	123	SF	W	2-0	53-70	t4	-13½	HOU	4	Bido	Birdsong	Otañez	37,551	562,479
8/18	124	SF	L	2-4 (10)	53-71	t4	-14½	HOU	4	Walker	Jiménez		32,727	595,206
8/19	125	TB	W	3-0	54-71	4	-14½	HOU	5	Boyle	Bradley	Miller	3,938	599,144
8/20	126	TB	L	0-1	54-72	t4	-14½	HOU	5	Baz	Estes	Uceta	4,377	603,521
8/21	127	TB	L	2-4	54-73	t4	-14½	HOU	5	Pepiot	Spence	Rodriguez	10,339	613,860
8/22	128	TB	W	3-1	55-73	4	-14½	HOU	5½	Bido	Springs	Miller	5,142	619,002
8/23	129	MIL	L	3-11	55-74	4	-14½	HOU	4½	Hudson	Sears		14,031	633,033
8/24	130	MIL	L	5-9	55-75	4	-14½	HOU	4½	Rea	Boyle		12,769	645,802
8/25	131	MIL	W	4-3	56-75	4	-14½	HOU	4½	Estes	Montas	Miller	15,961	661,763
														(67 dates)
8/26		OFF DAY				4	-14	HOU	3½					
8/27	132	at CIN	W	5-4	57-75	4	-13	HOU	3½	Otañez	Santillan	Miller	15,786	1,933,500
8/28	133	at CIN	W	9-6	58-75	4	-13	HOU	3½	Ferguson	Pagán	Miller	12,065	1,945,565
8/29	134	at CIN	L	9-10	58-76	4	-14	HOU	4	Pagán	Holman		36,098	1,981,663
8/30	135	at TEX	W	9-2	59-76	4	-14	HOU	4	Sears	Gray		28,111	2,009,774
8/31	136	at TEX	L	2-3	59-77	4	-15	HOU	5	Yates	Ferguson		28,454	2,038,228
9/1	137	at TEX	L	4-6 (10)	59-78	4	-16	HOU	6	Festa	Miller		33,309	2,071,537
														(69 dates)
9/2	138	SEA	W	5-4	60-78	4	-15	HOU	6	Ferguson	Voth		12,167	673,930
9/3	139	SEA	W	3-2	61-78	4	-14½	HOU	6½	Harris	Thornton		3,924	677,854
9/4	140	SEA	L	3-16	61-79	4	-14½	HOU	5½	Kirby	Sears		4,390	682,244
9/5	141	SEA	L	4-6	61-80	4	-14½	HOU	4½	Woo	Estes		5,581	687,825
9/6	142	DET	W	7-6 (13)	62-80	4	-14½	HOU	4½	Holman	Brieske		14,669	702,494
9/7	143	DET	L	1-2	62-81	4	-15½	HOU	5½	Hurter	McFarland	Foley	14,694	717,188
9/8	144	DET	L	1-9	62-82	4	-15½	HOU	4½	Madden	Ginn		11,250	728,438
														(74 dates)

DATE	G	OPP	W-L	SCORE	REC	POS	GA/ GB	LEADER AND LEAD	WINNER	LOSER	SAVE	ATT.	CUM. ATT.
9/9		OFF DAY				4	-15½	HOU	4½				
9/10	145	at HOU	W	4-3 (12)	63-82	4	-14½	HOU	4½	Harris	Neris	36,234	2,107,771
9/11	146	at HOU	W	5-4	64-82	4	-13½	HOU	3½	Estes	Brown Miller	32,327	2,140,098
9/12	147	at HOU	L	3-6	64-83	4	-14½	HOU	4½	Pressly	McFarland	30,720	2,170,818
9/13	148	at CWS	W	2-0	65-83	4	-14½	HOU	4½	Basso	Crochet Miller	26,513	2,197,331
9/14	149	at CWS	L	6-7	65-84	4	-15½	HOU	4½	Varland	Harris	21,478	2,218,809
9/15	150	at CWS	L	3-4	65-85	4	-16½	HOU	4½	Burke	Sears	18,017	2,236,826
9/16	151	at CHC	L	2-9	65-86	4	-16½	HOU	4	Imanaga	Estes	34,532	2,271,358
9/17	152	at CHC	W	4-3	66-86	4	-16½	HOU	5	Spence	Wicks	32,718	2,304,076
9/18	153	at CHC	W	5-3	67-86	4	-15½	HOU	5	Ferguson	Pearson	27,806	2,331,882
(78 dates)													
9/19		OFF DAY				4	-16	HOU	5				
9/20	154	NYN	L	2-4 (10)	67-87	4	-17	HOU	5	Cole	McFarland	Weaver	23,426 751,864
9/21	155	NYN	L	0-10	67-88	4	-18	HOU	5	Rodon	Sears	33,198	785,062
9/22	156	NYN	L	4-7	67-89	4	-18	HOU	5	Gil	Estes	Weaver	24,663 809,725
9/23		OFF DAY				4	-17½	HOU	4				
9/24	157	TEX	W	5-4	68-89	4	-17½	HOU	5	Miller	Sborz	30,402	840,127
9/25	158	TEX	L	1-5	68-90	4	-17½	HOU	4	Festa	Basso	35,270	875,397
9/26	159	TEX	W	3-2	69-90	4	-17	HOU	4	Ginn	Rocker	Miller	46,889* 922,286
(80 dates)													
9/27	160	at SEA	L	0-2	69-91	4	-18	HOU	4	Woo	Sears	Taylor	41,429 2,373,311
9/28	161	at SEA	L	6-7 (10)	69-92	4	-19	HOU	4	Bazardo	Alexander	33,007	2,406,318
9/29	162	at SEA	L	4-6	69-93	4	-19½	HOU	3½	Gilbert	Spence	42,177	2,448,495
(81 dates)													

* indicates sellout. CAPS indicates complete game.

WILD CARD DAY-BY-DAY

DATE	POS	GA/ GB	WC1	WC2	WC3	DATE	POS	GA/ GB	WC1	WC2	WC3	DATE	POS	GA/ GB	WC1	WC2	WC3	
7/15-18	11	-17½	NYN	MIN	BOS	8/14	11	-15	BAL	MIN	KC	9/10	10	-14	BAL	KC	MIN	
7/19	11	-16½	NYN	MIN	BOS	8/15	11	-14½	NYN	MIN	KC	9/11	10	-14	BAL	KC	MIN	
7/20	11	-15½	NYN	MIN	BOS/KC	8/16	11	-15	BAL	MIN	KC	9/12	10	-14½	BAL	KC	MIN	
7/21	11	-16½	NYN	MIN	KC	8/17	t10	-15	BAL	MIN	KC	9/13	10	-13½	BAL	KC	MIN	
7/22	11	-16½	NYN	MIN/KC	-	8/18	t10	-16	NYN	MIN	KC	9/14	10	-13½	BAL	KC	MIN	
7/23	11	-15½	NYN	MIN/KC	-	8/19	10	-16	BAL	MIN/KC	-	9/15	10	-14½	BAL	KC	MIN	
7/24	11	-15½	NYN	MIN	KC	8/20	t10	-16	BAL	MIN/KC	-	9/16	10	-14½	BAL	KC	MIN	
7/25	11	-15	NYN	MIN	KC	8/21	t10	-17	BAL	MIN/KC	-	9/17	10	-14½	BAL	KC	MIN	
7/26	11	-15	NYN	MIN	KC	8/22	10	-16½	BAL	MIN/KC	-	9/18	10	-13½	BAL	KC	MIN	
7/27	11	-14	NYN	MIN	KC	8/23	10	-16½	BAL	KC	MIN	9/19	10	-13	BAL	KC	MIN/DET	
7/28	11	-14	NYN	MIN	KC	8/24	10	-17½	BAL	KC/MIN	-	9/20	10	-14	BAL	KC	MIN	
7/29	11	-14½	NYN	MIN	KC	8/25	10	-16½	BAL	KC/MIN	-	9/21	10	-14½	BAL	KC	MIN	
7/30	11	-14½	NYN	MIN/KC	-	8/26	10	-16	BAL	KC	MIN	9/22	10	-15	BAL	KC/DET	-	
7/31	11	-15½	NYN	MIN/KC	-	8/27	10	-15	BAL	KC	CORCLE	MIN	9/23	10	-15	BAL	KC/DET	-
8/1	11	-15½	NYN	BAL	KC	MIN	8/28	10	-14	BAL	KC	MIN	9/24	10	-15	BAL	KC/DET	-
8/2	11	-15½	BAL	KC	MIN	8/29	10	-14½	BAL	KC	MIN	9/25	10	-16	BAL	KC/DET	-	
8/3	11	-16	BAL	NYN	MIN	KC	8/30	10	-14½	BAL	KC	MIN	9/26	10	-16	BAL	KC/DET	-
8/4	11	-17	BAL	NYN	MIN	KC	8/31	10	-14½	BAL	KC	MIN	9/27	10	-16	BAL	DET	KC
8/5	11	-16	BAL	NYN	MIN	KC	9/1	10	-15½	BAL	KC/MIN	-	9/28	10	-16	BAL	DET	KC
8/6	11	-16	NYN	MIN	KC	9/2	10	-14½	BAL	MIN	KC	9/29	10	-17	BAL	DET/KC	-	
8/7	11	-16	BAL	NYN	MIN	KC	9/3	10	-13½	NYN	MIN	KC						
8/8	11	-16	BAL	NYN	MIN	KC	9/4	10	-14½	NYN	MIN/KC	-						
8/9	11	-16	NYN	MIN	KC	9/5	10	-15	NYN	MIN	KC							
8/10	11	-16	NYN	MIN	KC	9/6	10	-14½	NYN	KC	MIN							
8/11	11	-15½	BAL	NYN	MIN	KC	9/7	10	-14½	BAL	KC	MIN						
8/12	11	-15	NYN	MIN	KC	9/8	10	-14½	BAL	KC	MIN							
8/13	11	-14	BAL	MIN	KC	9/9	10	-14	BAL	KC	MIN							

POS indicates A's rank among all non-division leaders. GB indicates A's games behind third wild card team or games ahead of fourth best non-division leader.

CLUB STATISTICS

AL West	Home		Road		Totals	
	W	L	W	L	W	L
vs. Houston Astros	3	3	2	5	5	8
vs. Los Angeles Angels	5	1	3	4	8	5
vs. Seattle Mariners	3	4	1	5	4	9
vs. Texas Rangers	3	4	3	3	6	7
Totals	14	12	9	17	23	29

AL Central	Home		Road		Totals	
	W	L	W	L	W	L
vs. Chicago White Sox	2	1	1	2	3	3
vs. Cleveland Guardians	1	3	0	3	1	6
vs. Detroit Tigers	1	2	2	1	3	3
vs. Kansas City Royals	2	1	0	3	2	4
vs. Minnesota Twins	1	2	0	4	1	6
Totals	7	9	3	13	10	22

AL East	Home		Road		Totals	
	W	L	W	L	W	L
vs. Baltimore Orioles	1	2	2	1	3	3
vs. Boston Red Sox	0	3	1	2	1	5
vs. New York Yankees	0	3	2	2	2	5
vs. Tampa Bay Rays	2	2	1	2	3	4
vs. Toronto Blue Jays	1	2	2	1	3	3
Totals	4	12	8	8	12	20
Totals vs. AL	25	33	20	38	45	71

National League	W	L	W	L	W	L
vs. Arizona Diamondbacks	0	0	1	2	1	2
vs. Atlanta Braves	0	0	1	2	1	2
vs. Chicago Cubs	0	0	2	1	2	1
vs. Cincinnati Reds	0	0	2	1	2	1
vs. Colorado Rockies	2	1	0	0	2	1
vs. Los Angeles Dodgers	1	2	0	0	1	2
vs. Miami Marlins	2	1	0	0	2	1
vs. Milwaukee Brewers	1	2	0	0	1	2
vs. New York Mets	0	0	2	1	2	1
vs. Philadelphia Phillies	0	0	2	1	2	1
vs. Pittsburgh Pirates	3	0	0	0	3	0
vs. San Diego Padres	0	0	0	3	0	3
vs. San Francisco Giants	1	1	1	1	2	2
vs. St. Louis Cardinals	1	2	0	0	1	2
vs. Washington Nationals	2	1	0	0	2	1
Totals	13	10	11	12	24	22
Overall Totals	38	43	31	50	69	93

	Home		Road		Totals	
	W	L	W	L	W	L
Shutouts	6	9	6	6	12	15
SHO - Individual	1	1	0	1	1	2
Extra Innings	3	5	2	5	5	10
One-Run Decisions	16	11	12	15	28	26
Two-Run Decisions	6	9	6	9	12	18
vs. LH Starters	9	7	11	12	20	19
vs. RH Starters	29	36	20	38	49	74
Grass Fields	38	43	24	42	62	85
Artificial Fields	0	0	7	8	7	8
Day Games	17	23	11	18	28	41
Night Games	21	20	20	32	41	52

	Oak	Opp.
Double Plays	142	114
Triple Plays	0	0
Left On Base	1073	1113
Solo HR	107	98
Two-Run HR	62	52
Three-Run HR	24	17
Grand Slam HR	3	2
Home Runs (Home)	86	70
Home Runs (Away)	110	99

HIGHS AND LOWS

CLUB

Longest Winning Streak.....	6, April 28 to May 4
Longest Winning Streak, Home.....	6, April 17 to May 4
Longest Winning Streak, Road.....	4, July 14 to 27
Longest Losing Streak.....	9, June 8 to 16
Longest Losing Streak, Home.....	5, September 7 to 22
Longest Losing Streak, Road.....	11, June 2 to 26
Most Runs, Game, A's.....	20, May 4 vs. Miami
Most Runs, Game, Opponents.....	16, September 4 vs. Seattle
Most Runs, Inning, A's.....	10, May 4 vs. Miami (3rd)
Most Runs, Inning, Opponents.....	10, May 7 vs. Texas (2nd)
Largest Margin, Victory.....	16, May 4 vs. Miami (20-4)
Largest Margin, Loss.....	13, September 4 vs. Seattle (3-16)

Most Hits, Game, A's	21, May 4 vs. Miami
Most Hits, Game, Opponents	19, May 7 vs. Texas
Most Hits, Inning, A's	8, July 6 vs. Baltimore (2nd)
	8, May 4 vs. Miami (3rd)
Most Hits, Inning, Opponents	9, May 7 vs. Texas (2nd)
Most Home Runs, Game, A's	8, July 14 at Philadelphia
Most Home Runs, Game, Opponents	4, July 13 at Philadelphia
	4, June 16 at Minnesota (Day Game)
	4, June 12 at San Diego
Most Doubles, Game, A's	6, June 18 vs. Kansas City
Most Doubles, Game, Opponents	7, September 4 vs. Seattle
Most Triples, Game, A's	2, March 31 vs. Cleveland
Most Triples, Game, Opponents	2, September 16 at Chicago-NL
	2, May 19 at Kansas City
Most Stolen Bases, Game, A's	3 (five times), last: August 28 at Cincinnati
Most Stolen Bases, Game, Opponents	6, March 30 vs. Cleveland
Most Strikeouts, A's Pitchers	17, September 6 vs. Detroit
Most Strikeouts, Opponents Pitchers	18, June 12 at San Diego
	18, April 13 vs. Washington
Most Walks, A's Pitchers	9, July 13 at Philadelphia
Most Walks, Opponents Pitchers	11, August 15 at New York (NL)
Fewest Hits Allowed, A's Pitchers	1, April 11 at Texas
Fewest Hits Allowed, Opponents Pitchers	2 (four times), last: June 29 at Arizona
Most Left on Base, Nine Inning Game	16, August 15 at New York (NL)
Most Left on Base, Extra Inning Game	13, May 23 vs. Colorado (11)
Fewest Left on Base, Game	1, July 14 at Philadelphia
	1, June 22 vs. Minnesota
Most Errors, Game	5, April 1 vs. Boston

INDIVIDUAL

Grand Slams	JJ Bleday, August 15 at New York-NL (Jose Quintana)
	Zack Gelof, July 14 at Philadelphia (Garrett Stubbs)
	Shea Langeliers, June 14 at Minnesota (Simeon Woods Richardson)
Pinch Hit Home Runs	Shea Langeliers, September 15 at Chicago-AL (Fraser Ellard)
	Seth Brown, September 6 vs. Detroit (Shelby Miller)
	Lawrence Butler, August 5 vs. Chicago-AL (Chad Kuhl)
	Lawrence Butler, July 12 at Philadelphia (José Ruiz)
	Kyle McCann, July 6 vs. Baltimore (James McCann)
	Esteyru Ruiz, April 15 vs. St. Louis (JoJo Romero)
Lead Off Home Runs	Lawrence Butler, September 3 vs. Seattle (Luis Castillo)
	Lawrence Butler, August 28 at Cincinnati (Fernando Cruz)
	Lawrence Butler, August 23 vs. Milwaukee (Aaron Civale)
	Abraham Toro, June 11 at San Diego (Randy Vásquez)
	Abraham Toro, April 19 at Cleveland (Triston McKenzie)
Inside-The-Park Home Runs	None
Game Ending Home Runs	Shea Langeliers, September 2 vs. Seattle (Austin Voth)
	JJ Bleday, June 7 vs. Toronto (Chad Green)
Back-to-Back Home Runs	Seth Brown and Zack Gelof, July 23 vs. Houston (4th)
	Brent Rooker and Shea Langeliers, June 28 at Arizona (9th)
Longest Hitting Streak	22, Lawrence Butler, August 21 to September 14
Most Runs, Game	4, JJ Bleday, July 14 at Philadelphia
Most Hits, Game	5, JJ Bleday, August 29 at Cincinnati
Most Doubles, Game	3, JJ Bleday, June 18 vs. Kansas City
Most Triples, Game	1 (19 times), last: Daz Cameron, September 25 vs. Texas
Most Home Runs, Game	3, Lawrence Butler, August 29 at Cincinnati
	3, Lawrence Butler, July 14 at Philadelphia
	3, Shea Langeliers, April 9 at Texas
Most Runs Batted In, Game	6, Lawrence Butler, July 14 at Philadelphia
Most Walks, Game	3 (nine times), last: JJ Bleday, Sept. 14 at Chicago-AL
Most Strikeouts, Game	4 (10 times), last: Max Schuemann, Sept. 15 at Chicago-AL
Most Stolen Bases, Game	2, Max Schuemann, September 11 at Houston
	2, Zack Gelof, August 28 at Cincinnati
Longest Winning Streak	3 (five times), last: Hogan Harris, July 22 to September 10
Longest Losing Streak	5, Ross Stripling, March 29 to April 21
Most Strikeouts, Game	10, Mitch Spence, August 21 vs. Tampa Bay
Most Walks, Game	6, Hogan Harris, July 12 at Philadelphia

Most Innings, Game, Starter	9.0, Joey Estes, July 3 vs. Los Angeles (AL)
Most Innings, Game, Reliever	5.1, Hogan Harris, May 7 vs. Texas
.....	5.1, Kyle Muller, April 1 vs. Boston
Low Hit Complete Game	5, Joey Estes, July 3 vs. Los Angeles (AL)

GENERAL

Longest Game, Innings	13, September 6 vs. Detroit
Longest Game, Time, Nine Innings	3:45, August 15 at New York (NL)
Longest Game, Time, Extra Innings	3:45, September 6 vs. Detroit (13)
Shortest Game, Time	1:54, August 20 vs. Tampa Bay
Largest Crowd, Home	46,889, September 26 vs. Texas
Smallest Crowd, Home	2,895, May 6 vs. Texas
Largest Crowd, Road	44,711, April 5 at Detroit
Smallest Crowd, Road	12,065, August 28 at Cincinnati
Postponement, Home	None
Postponement, Road	June 15 at Minnesota (rain)

PINCH HITTING STATISTICS

Player	AVG	G	AB	R	H	TB	2B	3B	HR	RBI	SAC	SF	HBP	BB	IBB	SO	SB	CS	DP	OBP	SLG	OPS
Alvarez, A	.250	4	4		1	1	0	0	0	0	0	0	0	0	0	2			0	.250	.250	.500
Andujar, M	.000	1	1		0	0	0	0	0	0	0	0	0	0	0	1			0	.000	.000	.000
Bleday, J	.000	11	9		0	0	0	0	0	0	0	0	0	2	0	2			0	.182	.000	.182
Brown, S	.250	23	20		5	8	0	0	1	2	0	0	0	3	0	5			2	.348	.400	.748
Butler, L	.250	11	8		2	8	0	0	2	4	0	1	0	2	0	3			0	.364	1.000	1.364
Cameron, D	.111	9	9		1	2	1	0	0	1	0	0	0	0	0	3			0	.111	.222	.333
Davis, J	.000	6	5		0	0	0	0	0	0	0	0	0	1	0	3			0	.167	.000	.167
Díaz, A	.000	1	1		0	0	0	0	0	0	0	0	0	0	0	1			0	.000	.000	.000
Gray, T	.000	2	1		0	0	0	0	0	0	0	0	0	1	0	0			0	.500	.000	.500
Hernaiz, D	.000	1	1		0	0	0	0	0	0	0	0	0	0	0	0			0	.000	.000	.000
Langeliers, S	.286	9	7		2	5	0	0	1	1	0	0	0	2	1	1			0	.444	.714	1.158
McCann, K	.571	8	7		4	7	0	0	1	2	0	0	0	1	0	3			0	.625	1.000	1.625
Nevin, T	.154	14	13		2	2	0	0	0	0	0	0	0	1	0	4			0	.214	.154	.368
Noda, R	.250	8	8		2	4	2	0	0	2	0	0	0	0	0	3			0	.250	.500	.750
Rooker, B	.000	1	1		0	0	0	0	0	0	0	0	0	0	0	1			0	.000	.000	.000
Ruiz, E	.200	6	5		1	4	0	0	1	1	0	0	0	1	0	2			0	.333	.800	1.133
Schuemann, M	.200	5	5		1	1	0	0	0	0	0	0	0	0	0	3			0	.200	.200	.400
Soderstrom, T	.000	5	3		0	0	0	0	0	1	0	0	0	2	0	2			0	.400	.000	.400
Toro, A	.250	10	8		2	3	1	0	0	1	0	0	0	2	0	1			1	.400	.375	.775
OAKLAND	.198	84	116		23	45	4	0	6	15	0	1	0	18	1	40			3	.304	.388	.692
OPPONENTS	.205	82	117		24	37	6	2	1	17	0	1	6	11	2	41			2	.304	.316	.620

DESIGNATED HITTING STATISTICS

Player	AVG	G	AB	R	H	TB	2B	3B	HR	RBI	SAC	SF	HBP	BB	IBB	SO	SB	CS	DP	OBP	SLG	OPS
Andujar, M	.308	3	13		4	5	1	0	0	1	0	0	0	1	0	0			1	.357	.385	.742
Bleday, J	.500	1	4		2	2	0	0	0	0	0	0	0	1	0	2			0	.600	.500	1.100
Brown, S	.250	1	4		1	1	0	0	0	1	0	0	0	0	0	1			0	.250	.250	.500
Davis, J	.111	5	18		2	6	1	0	1	1	0	0	0	1	0	5			2	.158	.333	.491
Langeliers, S	.231	3	13		3	6	0	0	1	3	0	0	0	1	0	7			0	.286	.462	.748
McCann, K	.167	2	6		1	1	0	0	0	0	0	0	0	0	0	4			0	.167	.167	.334
Nevin, T	.267	4	15		4	5	1	0	0	1	0	0	0	3	0	4			0	.389	.333	.722
Noda, R	.000	1	4		0	0	0	0	0	0	0	0	0	0	0	2			0	.000	.000	.000
Rooker, B	.288	131	493		142	269	21	2	34	99	0	4	5	57	3	159			5	.365	.546	.911
Toro, A	.222	11	45		10	16	1	1	1	5	0	0	0	2	0	8			1	.255	.356	.611
OAKLAND	.275	162	615		169	311	25	3	37	111	0	4	5	66	3	192			9	.348	.506	.854

BATTING WITH RISP

PLAYER	AVG	AB	H	TB	2B	3B	HR	RBI	SAC	SF	HBP	BB	IBB	SO	GIDP	OBP	SLG	OPS
Allen, N	.067	15	1	1	0	0	0	3	1	0	0	1	0	4	0	.125	.067	.192
Alvarez, A	.286	7	2	2	0	0	0	2	0	0	0	0	0	1	0	.286	.286	.572
Andujar, M	.333	66	22	32	4	0	2	26	0	1	1	4	0	8	3	.375	.485	.860
Bleday, J	.227	119	27	51	7	1	5	35	1	0	0	16	2	33	4	.319	.429	.748
Brown, S	.270	89	24	41	3	1	4	31	0	1	0	7	0	32	1	.320	.461	.781
Butler, L	.292	65	19	30	3	1	2	29	0	4	0	10	0	12	3	.367	.462	.829
Cameron, D	.225	40	9	14	2	0	1	11	0	2	0	4	0	10	1	.283	.350	.633
Davis, J	.111	27	3	4	1	0	0	0	0	0	0	0	0	10	1	.111	.148	.259
Díaz, A	.143	7	1	1	0	0	0	1	0	0	0	1	0	0	0	.250	.143	.393
Gelof, Z	.167	108	18	36	3	0	5	30	1	5	1	13	0	59	4	.252	.333	.585
Gray, T	.000	7	0	0	0	0	0	0	0	0	0	1	0	5	0	.125	.000	.125
Harris, B	.250	24	6	7	1	0	0	8	0	1	1	3	0	8	0	.345	.292	.637
Hernaiz, D	.217	23	5	6	1	0	0	10	1	2	1	5	0	5	1	.355	.261	.616
Langeliers, S	.177	130	23	51	4	0	8	49	0	6	1	19	2	46	7	.276	.392	.668
McCann, K	.226	31	7	7	0	0	0	6	0	0	6	1	16	1	1	.351	.226	.577
Nevin, T	.127	55	7	8	1	0	0	12	0	3	2	8	0	20	2	.250	.145	.395
Noda, R	.286	14	4	5	1	0	0	3	0	0	0	2	0	4	0	.375	.357	.732
Rooker, B	.338	136	46	91	7	1	12	69	0	4	2	17	4	46	0	.409	.669	1.078
Ruiz, E	.333	9	3	4	1	0	0	5	1	2	0	0	0	4	1	.273	.444	.717
Schuemann, M	.198	91	18	31	4	0	3	30	5	4	0	13	0	37	1	.287	.341	.628
Soderstrom, T	.160	50	8	12	4	0	0	13	0	1	0	3	1	20	2	.204	.240	.444
Toro, A	.273	55	15	17	2	0	0	20	1	0	1	4	1	3	2	.333	.309	.642
Wilson, J	.111	18	2	4	0	1	0	3	1	1	1	2	0	2	1	.227	.222	.449
OAKLAND	.228	1186	270	455	49	5	42	396	12	37	11	139	11	385	35	.306	.384	.690
OPPONENTS	.280	1380	387	609	98	2	40	549	9	51	30	179	34	301	42	.363	.441	.804

BATTING WITH THE BASES LOADED

PLAYER	AVG	AB	H	TB	2B	3B	HR	RBI	SAC	SF	HBP	BB	IBB	SO	GIDP	OBP	SLG	OPS
Allen, N	.000	2	0	0	0	0	0	1	0	0	0	0	0	1	0	.000	.000	.000
Alvarez, A	.000	1	0	0	0	0	0	0	0	0	0	0	0	0	0	.000	.000	.000
Andujar, M	.333	3	1	2	1	0	0	2	0	0	0	0	0	1	1	.333	.667	1.000
Bleday, J	.143	7	1	4	0	0	1	5	0	0	0	0	0	2	0	.143	.571	.714
Brown, S	.273	11	3	4	1	0	0	6	0	1	0	0	0	3	0	.250	.364	.614
Butler, L	.400	5	2	4	2	0	0	9	0	2	0	1	0	0	0	.375	.800	1.175
Cameron, D	.000	3	0	0	0	0	0	1	0	1	0	0	0	0	0	.000	.000	.000
Davis, J	.000	1	0	0	0	0	0	0	0	0	0	0	0	1	0	.000	.000	.000
Gelof, Z	.231	13	3	7	1	0	1	7	0	0	0	0	0	6	1	.231	.538	.769
Harris, B	.000	1	0	0	0	0	0	0	0	0	0	0	0	0	0	.000	.000	.000
Hernaiz, D	.000	0	0	0	0	0	0	2	0	0	0	2	0	0	0	1.000	.000	1.000
Langeliers, S	.200	10	2	5	0	0	1	8	0	0	0	2	0	4	1	.333	.500	.833
McCann, K	.000	0	0	0	0	0	0	1	0	0	0	1	0	0	0	1.000	.000	1.000
Nevin, T	.000	2	0	0	0	0	0	3	0	2	1	0	0	0	1	.200	.000	.200
Noda, R	.000	1	0	0	0	0	0	0	0	0	0	0	0	0	0	.000	.000	.000
Rooker, B	.429	7	3	4	1	0	0	8	0	1	0	1	0	3	0	.444	.571	1.015
Ruiz, E	1.000	1	1	1	0	0	0	1	0	0	0	0	0	0	0	1.000	1.000	2.000
Schuemann, M	.286	7	2	3	1	0	0	6	0	0	0	1	0	3	0	.375	.429	.804
Soderstrom, T	.000	3	0	0	0	0	0	1	0	0	0	1	0	1	0	.250	.000	.250
Toro, A	.200	10	2	2	0	0	0	5	0	0	0	1	0	0	0	.273	.200	.473
Wilson, J	.000	1	0	0	0	0	0	0	0	0	0	0	0	0	0	.000	.000	.000
OAKLAND	.225	89	20	36	7	0	3	66	0	7	1	10	0	25	4	.290	.404	.694
OPPONENTS	.281	146	41	62	11	2	2	117	0	16	5	10	0	30	12	.316	.425	.741

MISCELLANEOUS STATS

Multiple Hit Games

PLAYER	2	3	4	5	TOT
Allen	2	0	0	0	2
Alvarez	1	1	0	0	2
Andujar	18	6	1	0	25
Bleday	22	8	1	1	32
Brown	15	6	0	0	21
Butler	18	7	1	0	26
Cameron	4	0	0	0	4
Davis	6	1	0	0	7
Gelof	18	6	1	0	25
Harris	2	1	0	0	3
Hernaiz	4	1	0	0	5
Langeliers	16	5	2	0	23
McCann	5	1	0	0	6
Nevin	9	2	0	0	11
Noda	1	0	0	0	1
Rooker	37	9	1	0	47
Ruiz	1	0	0	0	1
Schuemann	15	3	1	0	19
Soderstrom	9	1	0	0	10
Toro	15	5	0	0	20
Wilson	5	0	0	0	5

Multiple RBI Games

PLAYER	2	3	4	5	6	TOT
Andujar	2	2	1	0	0	5
Bleday	9	2	3	0	0	14
Brown	3	6	1	0	0	10
Butler	9	3	1	0	1	14
Cameron	2	0	0	0	0	2
Davis	2	0	0	0	0	2
Gelof	4	1	3	0	0	8
Harris	2	1	0	0	0	3
Hernaiz	1	0	0	0	0	1
Langeliers	7	7	4	1	0	19
McCann	4	0	0	0	0	4
Nevin	3	0	0	0	0	3
Noda	1	0	0	0	0	1
Rooker	20	8	2	2	0	32
Ruiz	1	0	0	0	0	1
Schuemann	5	2	1	0	0	8
Soderstrom	6	1	0	0	0	7
Toro	3	0	0	0	0	3

Home Runs and RBI

PLAYER	SOLO	2-RUN	3-RUN	SLAM	GAHR	GARBI
Allen	1	0	0	0	0	0
Andujar	2	0	2	0	2	11
Bleday	10	7	2	1	7	13
Brown	8	4	2	0	3	14
Butler	13	7	2	0	3	7
Cameron	4	1	0	0	2	5
Davis	3	1	0	0	0	0
Gelof	10	3	3	1	2	9
Harris	2	1	0	0	1	3
Hernaiz	1	0	0	0	0	2
Langeliers	12	11	5	1	12	16
McCann	2	3	0	0	3	6
Nevin	6	1	0	0	1	4
Noda	1	0	0	0	0	0
Rooker	15	18	6	0	9	19
Ruiz	1	1	0	0	1	1
Schuemann	4	1	2	0	1	6
Soderstrom	6	3	0	0	3	7
Toro	6	0	0	0	4	9
Wilson	0	0	0	0	0	1

REVIEW

PLAYER TRANSACTIONS

- Mar. 3 Osvaldo Bido, Hogan Harris and Adrián Martínez optioned to Triple-A Las Vegas
- Mar. 10 Lazaro Armenteros, Brady Basso, Jordan Diaz, Joey Estes and Royber Salinas optioned to Las Vegas
- Mar. 16 Free agent J.D. Davis agreed to terms on a one-year contract; Angel Felipe designated for assignment
- Mar. 17 Tyler Soderstrom optioned to Las Vegas
- Mar. 18 Angel Felipe released
- Mar. 24 Austin Adams selected from Las Vegas; Trevor Gott placed on the 60-day injured list (right UCL surgery)
- Mar. 28 Kyle McCann and T.J. McFarland selected from Las Vegas; Zach Jackson optioned to Las Vegas; Scott Alexander placed on the 15-day injured list retroactive to March 25 (left rib bone contusion); Miguel Andujar placed on the 10-day injured list retroactive to March 25 (right knee lateral meniscus surgery); Aledmys Diaz placed on the 60-day injured list retroactive to March 27 (right calf strain); Luis Medina placed on the 15-day injured list retroactive to March 25 (right knee MCL sprain); Sean Newcomb placed on the 60-day injured list retroactive to March 27 (left knee inflammation); Freddy Tarnok placed on the 15-day injured list retroactive to March 25 (right hip inflammation)

OPENING DAY ROSTER

- Pitchers (13):** Austin Adams, Paul Blackburn, Joe Boyle, Lucas Erceg, Dany Jiménez, Michael Kelly, T.J. McFarland, Mason Miller, Kyle Muller, JP Sears, Mitch Spence, Ross Stripling, Alex Wood
- Catchers (2):** Shea Langeliers, Kyle McCann
- Infielders (6):** Nick Allen, J.D. Davis, Zack Gelof, Darell Hernaiz, Ryan Noda, Abraham Toro
- Outfielders (5):** JJ Bleday, Seth Brown, Lawrence Butler, Brent Rooker, Esteyru Ruiz

- Mar. 31 Tyler Nevin claimed off waivers from the Baltimore Orioles; Adrián Martínez designated for assignment
- April 1 Esteyru Ruiz optioned to Las Vegas
- April 3 Adrián Martínez outrighted to Las Vegas
- April 6 Alex Speas acquired from Chicago-AL for cash considerations; Zach Jackson designated for assignment
- April 9 Zach Jackson outrighted to Las Vegas
- April 11 Brent Rooker placed on the 10-day injured list retroactive to April 8 (costochondral cartilage injury); Max Schuemann selected from Las Vegas; Luis Medina transferred to the 60-day injured list
- April 15 J.D. Davis placed on the 10-day injured list (right adductor strain); Esteyru Ruiz recalled from Las Vegas
- April 17 Darell Hernaiz optioned to Las Vegas (postgame)
- April 19 Brent Rooker reinstated from injured list
- April 25 Zack Gelof placed on the 10-day injured list retroactive to April 24 (left oblique)

	strain); Darell Hernaiz recalled from Las Vegas	May 24	Miguel Andujar reinstated from the injured list; Brett Harris optioned to Las Vegas
April 28	J.D. Davis sent to Las Vegas on a rehab assignment	May 25	Tyler Ferguson recalled from Las Vegas; Jack O'Loughlin selected from Las Vegas; Ross Stripling placed on the 15-day injured list (strained right elbow); Brandon Bielak designated for assignment
May 1	Ryan Noda optioned to Las Vegas (post-game)	May 27	Jordan Diaz outrighted to Las Vegas
May 3	J.D. Davis reinstated from the injured list; Brett Harris selected from Las Vegas; Nick Allen optioned to Las Vegas; Freddy Tarnok transferred to the 60-day injured list; Scott Alexander sent to Stockton on a rehab assignment	May 28	Aledmys Diaz reinstated from the 60-day injured list; Tyler Nevin designated for assignment
May 6	Joe Boyle placed on the 15-day injured list (lower back strain); Hogan Harris recalled from Las Vegas	May 29	Brandon Bielak outrighted to Las Vegas
May 7	Tyler Ferguson selected from Las Vegas; Dany Jiménez optioned to Las Vegas; Lazaro Armenteros designated for assignment	May 30	Hogan Harris recalled from Las Vegas; Kyle Muller placed on the 15-day injured list (left shoulder tendinitis) retroactive to May 27
May 8	Tyler Soderstrom recalled from Las Vegas; Easton Lucas selected from Las Vegas; Osvaldo Bido added as 27th man for doubleheader; Darell Hernaiz placed on the 10-day injured list (left ankle injury); Hogan Harris optioned to Las Vegas; Alex Speas designated for assignment; Freddy Tarnok sent to Las Vegas on a rehab assignment	May 31	Brady Basso and Dany Jiménez recalled from Las Vegas; Lucas Erceg placed on the 15-day injured list retroactive to May 28 (strained right forearm); Tyler Ferguson optioned to Las Vegas; Tyler Nevin outrighted to Las Vegas
May 9	Lazaro Armenteros outrighted to Las Vegas	June 1	Freddy Tarnok reinstated from the injured list and claimed off waivers by Philadelphia
May 10	Alex Speas claimed off waivers by Houston; Scott Alexander rehab transferred to Las Vegas; Aledmys Diaz sent to Las Vegas on a rehab assignment	June 2	Luis Medina reinstated from the 60-day injured list; Aaron Brooks designated for assignment; Brady Basso optioned (post-game)
May 11	Joey Estes recalled from Las Vegas; Easton Lucas optioned to Las Vegas; Zack Gelof sent to Las Vegas on a rehab assignment	June 4	Sean Newcomb reinstated from the 60-day injured list; Vinny Nittoli selected from Las Vegas; Michael Kelly placed on ineligible list by Major League Baseball (violation of MLB's sports betting rules and policies); Paul Blackburn transferred to the 60-day injured list; Aaron Brooks outrighted to Las Vegas
May 13	Paul Blackburn placed on the 15-day injured list retroactive to May 11 (stress reaction of the fifth metatarsal of the right foot); Easton Lucas recalled from Las Vegas	June 5	Joe Boyle reinstated from the injured list and optioned to Las Vegas
May 14	Zack Gelof reinstated from the injured list; Brady Basso recalled from Midland; Lawrence Butler and Easton Lucas optioned to Las Vegas	June 9	Michel Otañez selected from Las Vegas; Jack O'Loughlin optioned to Las Vegas; Alex Wood transferred to the 60-day injured list
May 15	Aaron Brooks selected from Las Vegas; Hogan Harris recalled from Las Vegas; Brady Basso optioned to Las Vegas; Alex Wood placed on the 15-day injured list (left rotator cuff tendinitis) retroactive to May 13; Darell Hernaiz transferred to the 60-day injured list; Luis Medina sent to the ACL A's on a rehab assignment	June 12	Lucas Erceg reinstated from the injured list; Michel Otañez optioned to Las Vegas
May 16	Brandon Bielak acquired from Houston for cash considerations; Easton Lucas designated for assignment; Miguel Andujar sent to Las Vegas on a rehab assignment	June 16	Brady Basso added as 27th man for doubleheader
May 17	Hogan Harris optioned to Las Vegas	June 18	Lawrence Butler recalled from Las Vegas; Tyler Nevin selected from Las Vegas; J.D. Davis designated for assignment; Seth Brown outrighted to Las Vegas
May 18	Easton Lucas claimed off waivers by Detroit; Sean Newcomb sent to the ACL A's on a rehab assignment	June 21	Osvaldo Bido recalled from Las Vegas; Vinny Nittoli designated for assignment
May 21	Scott Alexander reinstated from the injured list; Tyler Ferguson optioned to Las Vegas; Luis Medina and Sean Newcomb rehab transferred to Las Vegas	June 22	Abraham Toro placed on the 10-day injured list (strained right hamstring); Armando Alvarez selected from Las Vegas
May 23	Esteury Ruiz placed on the 10-day injured list (strained left wrist); Daz Cameron selected from Las Vegas; Jordan Diaz designated for assignment; Joe Boyle sent to Las Vegas on a rehab assignment	June 23	Dany Jiménez placed on the 15-day injured list retroactive to June 20 (strained left oblique); Aaron Brooks selected from Las Vegas; J.D. Davis and cash considerations traded to the New York Yankees for minor leaguer Jordan Groshans; Vinny Nittoli elected free agency
		June 25	Jack O'Loughlin recalled from Las Vegas; Aaron Brooks designated for assignment; Kyle Muller sent to Las Vegas on a rehab assignment
		June 28	Aaron Brooks outrighted to Las Vegas

July 2	Tyler Ferguson and Brett Harris recalled from Las Vegas; Sean Newcomb and Aledmys Díaz designated for assignment	Aug. 14	Brent Rooker placed on the paternity list; Armando Alvarez recalled from Las Vegas; Kyle Muller outrighted to Las Vegas
July 6	Aledmys Díaz and Sean Newcomb released; Kyle Muller rehab transferred to Stockton	Aug. 17	Brent Rooker reinstated from the paternity list; Grant Holman selected from Las Vegas; Armando Alvarez and Will Klein optioned to Las Vegas; Jacob Wilson sent to Las Vegas on a rehab assignment
July 7	Kyle Muller reinstated from the injured list; Jack O'Loughlin optioned to Las Vegas	Aug. 18	Dany Jiménez reinstated from the injured list; Austin Adams placed on the 15-day injured list retroactive to August 15 (right forearm tendinitis)
July 9	Hogan Harris placed on the paternity list; Michel Otañez recalled from Las Vegas; Paul Blackburn, Esteury Ruiz and Ross Stripling sent to Stockton on a rehab assignment	Aug. 20	J.T. Ginn selected from Las Vegas; Scott Alexander placed on the 15-day injured list retroactive to August 18 (left rotator cuff tendinitis)
July 11	Tyler Soderstrom placed on the 10-day injured list retroactive to July 10 (left wrist bone bruise); Seth Brown selected from Las Vegas; Paul Blackburn and Ross Stripling rehab assignment transferred to Las Vegas	Aug. 24	Hogan Harris recalled from Las Vegas; Dany Jiménez optioned to Las Vegas
July 12	Hogan Harris reinstated from the paternity list; Michel Otañez optioned to Las Vegas	Aug. 25	Darell Hernaiz optioned to Las Vegas (postgame)
July 13	Michel Otañez recalled from Las Vegas; Luis Medina placed on the 15-day injured list (right elbow sprain)	Aug. 27	Jacob Wilson reinstated from the injured list; Armando Alvarez recalled from Las Vegas; Abraham Toro designated for assignment; Tristan Gray claimed off waivers from Miami and optioned to Las Vegas
July 15	Abraham Toro sent to ACL A's on a rehab assignment	Aug. 28	Miguel Andujar placed on the 10-day injured list retroactive to Aug. 25 (core muscle injury); Nick Allen recalled from Las Vegas; Abraham Toro outrighted to Las Vegas
July 16	Esteury Ruiz rehab transferred to ACL A's	Aug. 31	Janson Junk claimed off waivers from Houston; Miguel Andujar transferred to the 60-day IL
July 17	Armando Alvarez optioned to Las Vegas	Sept. 1	Tristan Gray recalled from Las Vegas
July 18	Esteury Ruiz returned from rehab assignment	Sept. 4	Scott Alexander reinstated from the injured list; Joe Boyle optioned to Las Vegas; CJ Alexander claimed off waivers from Kansas City and optioned to Las Vegas; Esteury Ruiz transferred to the 60-day IL
July 19	Jacob Wilson selected from Las Vegas	Sept. 5	Brady Basso recalled from Las Vegas; Janson Junk designated for assignment; Tyler Soderstrom sent to Las Vegas on a rehab assignment
July 20	Abraham Toro rehab transferred to Las Vegas; Darrell Hernaiz sent to Las Vegas on a rehab assignment	Sept. 7	Janson Junk outrighted to Las Vegas
July 21	Abraham Toro reinstated from the injured list; Jacob Wilson placed on the 10-day injured list retroactive to July 20 (strained left hamstring)	Sept. 8	Brandon Bielak selected from Las Vegas; Brady Basso optioned to Las Vegas
July 25	Mason Miller placed on the 15-day injured list retroactive to July 23 (broken left hand); Ross Stripling reinstated from the injured list	Sept. 10	Brady Basso and Ryan Noda recalled from Las Vegas; Osvaldo Bido placed on the 15-day injured list retroactive to Sept. 8 (right wrist flexor tendinitis); Tristan Gray optioned to Las Vegas; Austin Adams sent to Las Vegas on a rehab assignment
July 26	Paul Blackburn reinstated from the injured list; Hogan Harris optioned to Las Vegas	Sept. 11	Kyle Muller selected from Las Vegas; Ross Stripling placed on the 15-day injured list, retroactive to Sept. 9 (low back strain); Jack O'Loughlin designated for assignment
July 30	Lucas Erceg traded to the Kansas City Royals for Will Klein and minor leaguers Mason Barnett and Jared Dickey; Gerardo Reyes selected from Las Vegas; Paul Blackburn traded to the New York Mets for minor leaguer Kade Morris	Sept. 13	Jack O'Loughlin outrighted to Las Vegas; Austin Adams returned from rehab assignment
July 31	Will Klein reported to Oakland	Sept. 14	Tyler Soderstrom reinstated from 10-day injured list; Armando Alvarez optioned to Las Vegas
Aug. 2	Darell Hernaiz reinstated from the injured list; Brett Harris optioned to Las Vegas; Luis Medina transferred to the 60-day injured list	Sept. 22	Joe Boyle recalled from Las Vegas; Brandon Bielak designated for assignment
Aug. 6	Dany Jiménez sent to Las Vegas on a rehab assignment	Sept. 24	Darell Hernaiz recalled from Las Vegas; Ryan Noda optioned to Midland; Brandon Bielak outrighted to Midland
Aug. 7	Mason Miller reinstated from the injured list; Gerardo Reyes designated for assignment; Seth Brown placed on the paternity list; Armando Alvarez recalled from Las Vegas		
Aug. 9	Gerardo Reyes outrighted to Las Vegas		
Aug. 10	Seth Brown reinstated from paternity list; Armando Alvarez optioned to Las Vegas		
Aug. 13	Joe Boyle recalled from Las Vegas; Kyle Muller designated for assignment		

Sept. 27	Ross Stripling reinstated from 15-day injured list; Brady Basso optioned to Arizona Complex League	Nov. 19	Gunnar Hoglund selected from Las Vegas; Denzel Clarke and Ryan Cusick selected from Midland
Sept. 30	Austin Adams and Osvaldo Bido reinstated from the injured list	Nov. 22	Dany Jiménez contract non-tender
Oct. 31	Daz Cameron traded to the Baltimore Orioles for cash considerations; Tristan Gray claimed off waivers by the Pittsburgh Pirates; Scott Alexander, Trevor Gott, T.J. McFarland, Ross Stripling and Alex Wood elected free agency; Armando Alvarez and Austin Adams outrighted to Las Vegas; Miguel Andujar, Luis Medina, Esteury Ruiz and Ken Waldichuk reinstated from the injured list	Dec. 6	Free agent Luis Severino agrees to terms on a two-year contract through 2026 with a player option for 2027
Nov. 1	Royber Salinas claimed off waivers by the Atlanta Braves; Ryan Noda claimed off waivers by the Los Angeles Angels; Kyle Muller and Tyler Nevin outrighted to Las Vegas	Dec. 11	Noah Murdock selected in the Rule 5 Draft
Nov. 4	Justin Sterner claimed off waivers from the Tampa Bay Rays; Anthony Maldonado claimed off waivers from the Miami Marlins	Dec. 14	Jeffrey Springs and Jacob Lopez acquired from Tampa Bay for Joe Boyle, minor leaguers Jacob Watters and Will Simpson, and the A's 2025 competitive balance round A pick
Nov. 7	Free agent T.J. McFarland agrees to terms on a one-year contract	Dec. 22	Free agent Gio Urshela agrees to terms on a one-year contract
Nov. 11	Minor leaguer Jared Johnson acquired from the Atlanta Braves for Nick Allen	Jan. 17	Free agent José Leclerc agrees to terms on a one-year contract; Will Klein designated for assignment
		Jan. 21	Will Klein traded to the Seattle Mariners for international slot money
		Jan. 30	Elvis Alvarado claimed off waivers from the Pittsburgh Pirates; Jhonny Pereda acquired from the Miami Marlins for cash considerations; Anthony Maldonado and Kyle McCann designated for assignment
		Feb. 5	Anthony Maldonado and Kyle McCann outrighted to Las Vegas

SPRING TRAINING RESULTS

DATE	OPPONENT	SCORE	RECORD	WINNER	LOSER	ATTEND.	HOME CUM.
Feb. 24	Colorado	L, 1-5	0-1	Bird	Correa	5,253	5,253
Feb. 25	at Los Angeles (NL)	L, 2-4	0-2	Phillips	Muller	9,587	
Feb. 26	Arizona	W, 9-8	1-2	Lucas	Rodriguez	4,423	9,676
Feb. 27	at Cleveland	W, 11-2	2-2	Kelly	Barria	2,212	
Feb. 28	San Francisco	W, 7-4	3-2	Blackburn	Howard	3,432	13,108
Feb. 29	San Diego	L, 3-5	3-3	Avila	Boyle	3,476	16,584
Mar. 1	at Kansas City	L, 4-5	3-4	Cruz	Ferguson	3,945	
Mar. 2	at Seattle	W, 12-8	4-4	Spence	Thornton	6,510	
Mar. 3	Texas	W, 5-2	5-4	Sears	Dunning	6,412	22,996
Mar. 4	at Cincinnati	L, 8-15	5-5	Kravetz	Jackson	2,902	
Mar. 5	OFF DAY						
Mar. 6	at Los Angeles (AL)	W, 12-5	6-5	Boyle	Sandoval	4,748	
Mar. 7	Cleveland	CCD — Rain					
Mar. 8	at Milwaukee (ss)	L, 4-7		Vierra	Stripling	4,589	
	Milwaukee (ss) at LV	L, 4-5	6-7	Hudson	Jiménez	7,938	
Mar. 9	at San Francisco (ss)	L, 1-5		Black	Cusick	10,397	
	Milwaukee (ss) at LV	W, 4-2	7-8	Sears	McKendry	9,342	
Mar. 10	Kansas City	W, 6-3	8-8	Blackburn	Singer	6,373	29,369
Mar. 11	at Arizona	W, 6-5	9-8	Erceg	Karcher	11,144	
Mar. 12	Seattle	W, 4-2	10-8	Jiménez	Snead	6,419	35,788
Mar. 13	at San Diego	L, 11-12	10-9	Musgrove	Stripling	4,064	
Mar. 14	at Chicago (NL)	L, 1-3	10-10	Imanaga	Sears	15,120	
Mar. 15	San Francisco	CCD — Rain					
Mar. 16	Milwaukee	L, 4-11		Junis	Gott	4,528	40,316
	at Colorado	L, 9-11	10-12	Freeland	Muller	7,414	
Mar. 17	Chicago (AL)	T, 3-3	10-12-1	—	—	5,355	45,671
Mar. 18	at Arizona	T, 3-3	10-12-2	—	—	9,113	
Mar. 19	at Texas	T, 7-7	10-12-3	—	—	4,831	
Mar. 20	Chicago (NL)	W, 3-1	11-12-3	Blackburn	Neris	6,875	52,546
Mar. 21	OFF DAY						
Mar. 22	Cincinnati (ss)	W, 8-6		Lucas	Moore	4,629	57,175
	at Chicago-AL (ss)	L, 2-8	12-13-3	Woodford	Boyle	3,773	
Mar. 23	Los Angeles (AL)	W, 11-5	13-13-3	Stripling	Garcia	6,718	63,893
Mar. 24	OFF DAY						
Mar. 25	San Francisco (at Oak.)	L, 1-4	13-14-3	Hicks	Sears	7,580	
Mar. 26	San Francisco (at S.F.)	W, 3-1	14-14-3	Blackburn	Enlow	27,706	

FINAL SPRING TRAINING STATISTICS

BATTING

PLAYER	AVG	G	AB	R	H	TB	2B	3B	HR	RBI	SH	SF	HP	BB	IBB	SO	SB	CS	DP	E	OBP	SLG	OPS
Allen, N	.261	11	23	2	6	13	0	2	1	7	0	1	0	4	0	2	1	0	1	1	.357	.565	.922
Alvarez, A	.379	17	29	6	11	15	1	0	1	5	0	0	0	2	0	4	0	1	1	0	.419	.517	.936
Andujar, M	.357	14	42	8	15	31	1	0	5	15	0	0	0	1	0	0	1	0	0	1	.372	.738	1.10
Armenteros, L	.091	9	11	2	1	4	0	0	1	2	0	0	0	2	0	4	0	0	0	0	.231	.364	.595
Bautista Jr., D	.000	1	1	0	0	0	0	0	0	0	0	0	0	0	0	0	0	0	0	0	.000	.000	.000
Beltran, N	.000	1	1	0	0	0	0	0	0	0	0	0	0	0	0	1	0	0	0	0	.000	.000	.000
Bleday, J	.348	18	46	11	16	27	3	1	2	7	0	0	1	5	0	7	1	0	1	0	.423	.587	1.010
Bolte, H	.222	8	9	1	2	2	0	0	0	1	0	0	0	0	0	4	1	0	0	0	.222	.222	.444
Bowman, C	.313	11	16	1	5	7	2	0	0	0	0	0	1	0	6	0	1	0	0	0	.353	.438	.791
Brown, S	.333	13	33	3	11	15	1	0	1	6	0	0	0	2	0	16	0	0	0	0	.371	.455	.826
Butler, J	.000	2	2	1	0	0	0	0	0	1	0	0	0	1	0	1	0	0	0	0	.333	.000	.333
Butler, L	.364	21	55	11	20	28	6	1	0	6	0	1	0	6	0	8	1	1	2	0	.419	.509	.928
Cameron, D	.179	16	28	6	5	5	0	0	0	3	0	0	0	4	0	13	2	1	1	0	.281	.179	.460
Davidson, L	.143	6	14	0	2	3	1	0	0	1	0	0	0	1	0	7	0	0	0	0	.200	.214	.414
Davis, J	.182	7	22	0	4	5	1	0	0	1	0	0	0	0	5	0	0	0	0	0	.182	.227	.409
(Total)	.270	13	37	3	10	17	1	0	2	7	0	0	0	2	0	7	0	0	2	0	.308	.459	.767
Diaz, A	.333	2	3	1	1	1	0	0	0	0	0	0	0	1	0	1	0	0	1	1	1.500	.333	.833
Diaz, J	.083	10	24	2	2	3	1	0	0	0	0	0	1	2	0	3	0	0	1	1	.185	.125	.310
Eierman, J	.000	3	1	0	0	0	0	0	0	0	0	0	0	0	0	1	0	0	0	0	.000	.000	.000
Gelof, Z	.288	19	52	13	15	30	3	0	4	8	0	0	0	5	0	20	1	1	2	1	.351	.577	.928
Halter, C	.333	2	3	1	1	2	1	0	0	1	0	0	0	0	0	1	0	0	0	0	.333	.667	1.000
Harris, B	.235	11	17	3	4	7	1	1	0	0	0	0	1	0	0	7	0	0	0	0	1.278	.412	.690
Hernaiz, D	.308	21	52	8	16	17	1	0	0	6	0	2	0	4	0	9	2	1	0	4	.345	.327	.672
Langeliers, S	.362	18	47	9	17	25	2	0	2	5	0	1	0	4	0	14	0	1	3	0	.404	.532	.936
Lugbauer, D	.280	13	25	2	7	12	2	0	1	3	0	0	0	0	0	7	0	0	1	0	.280	.480	.760
Mann, L	.000	5	4	0	0	0	0	0	0	1	0	1	0	0	0	2	0	0	0	0	.000	.000	.000
Masterman, C	.250	4	4	2	1	3	0	1	0	0	0	0	0	1	0	1	0	0	0	0	.400	.750	1.150
McCann, K	.231	20	26	5	6	13	1	0	2	5	0	0	1	5	0	13	0	0	0	1	.375	.500	.875
Muncy, M	.156	17	32	3	5	13	2	0	2	4	0	0	0	3	0	17	1	0	1	2	.229	.406	.635
Naylor, M	.000	1	2	0	0	0	0	0	0	0	0	0	0	0	0	1	0	0	0	0	.000	.000	.000
Noda, R	.275	20	51	7	14	20	1	1	1	3	0	0	2	7	0	16	1	0	3	2	.383	.392	.775
Park, H	.477	23	44	5	21	29	5	0	1	9	0	1	1	0	0	2	2	1	1	1	.478	.659	1.137
Pérez, C	.111	17	36	3	4	9	2	0	1	3	0	0	0	4	0	10	0	0	1	1	.200	.250	.450
Piscotty, S	.000	2	3	0	0	0	0	0	0	0	0	0	0	1	0	2	0	0	0	0	.250	.000	.250
Pozo, Y	.067	8	15	1	1	4	0	0	1	2	0	0	0	1	0	2	0	0	1	1	.125	.267	.392
Rooker, B	.213	18	47	9	10	20	1	0	3	8	0	0	0	7	0	16	1	0	0	1	.315	.426	.741
Rosario, J	.125	12	16	4	2	2	0	0	0	2	0	0	1	4	0	6	0	0	0	0	.333	.125	.458
Ruiz, E	.236	20	55	7	13	22	4	1	1	9	0	1	0	5	0	19	2	1	1	0	.295	.400	.695
Salom, D	.000	1	1	1	0	0	0	0	0	0	0	0	0	1	0	1	0	0	0	0	.500	.000	.500
Schuemann, M	.294	20	34	8	10	13	0	0	1	4	0	1	3	4	0	7	1	0	1	0	.405	.382	.787
Simpson, W	.400	4	5	1	2	5	0	0	1	2	0	0	0	0	0	2	0	0	0	0	.400	1.000	1.400
Soderstrom, T	.121	15	33	2	4	6	2	0	0	6	0	1	0	2	0	8	0	0	0	1	.167	.182	.349
Susac, D	.556	8	9	3	5	11	0	0	2	5	0	0	0	2	0	1	0	0	1	1	.636	1.222	1.858
Swift, D	.250	3	4	1	1	1	0	0	0	1	0	0	0	0	0	1	0	0	0	0	.250	.250	.500
Thomas, C	.500	5	8	1	4	6	0	1	0	3	0	0	1	0	0	0	0	0	0	0	1.556	.750	1.306
Toro, A	.333	20	48	8	16	21	2	0	1	9	0	0	2	6	0	11	0	1	0	4	.429	.438	.867
Trenkle, C	.500	2	2	0	1	1	0	0	0	0	0	0	0	0	0	1	0	0	0	0	.500	.500	1.000
Wilson, J	.438	10	16	4	7	9	2	0	0	3	0	0	0	1	0	1	0	0	0	1	.471	.563	1.034
Winkler, J	.143	5	7	3	1	1	0	0	0	0	0	0	1	0	0	2	1	0	0	0	.250	.143	.393
OAKLAND	.273	31	1058	169	289	461	49	9	35	157	0	10	15	99	0	283	19	10	24	30	.341	.436	.777
OPPONENTS	.239	31	1024	167	245	408	50	4	35	150	1	8	15	129	0	292	39	9	24		.331	.398	.729

REVIEW

PITCHING

PLAYER	W	L	ERA	G	GS	CG	GFSHO	SV	IP	H	R	ER	HR	HB	BB	IBB	SO	WP	BK	AVG	
Adams, A	0	0	0.00	1	0	0	0	0	0.1	0	0	0	0	0	0	0	1	0	0	0.000	
(Totals)	1	1	5.40	8	0	0	0	0	6.2	7	4	4	0	2	1	0	13	0	0	0.259	
Alexander, S	0	0	30.86	3	0	0	0	0	2.1	9	8	8	2	1	1	0	2	0	0	0.600	
Basso, B	0	0	0.00	2	0	0	2	0	4.0	1	0	0	0	0	1	0	5	0	0	0.083	
Baum, T	0	0	0.00	2	0	0	1	0	2.0	2	2	0	0	0	3	0	2	0	0	0.250	
Bido, O	0	0	9.00	3	0	0	0	0	3.0	2	3	3	1	0	2	0	3	0	0	0.200	
Blackburn, P	4	0	2.04	4	4	0	0	0	17.2	10	4	4	2	0	2	0	14	0	0	0.167	
Boyle, J	1	2	5.89	6	6	0	0	0	18.1	13	13	12	0	0	15	0	19	3	0	0.200	
Brooks, A	0	0	4.15	1	0	0	0	0	4.1	4	2	2	1	0	1	0	4	0	0	0.235	
Cohen, C	0	0	0.00	2	0	0	2	0	1.1	0	0	0	0	0	1	0	0	0	0	0.000	
Correa, D	0	1	11.57	5	0	0	1	0	4.2	7	6	6	0	2	4	0	5	1	0	0.368	
Cushing, J	0	0	27.00	1	0	0	0	0	0.2	1	2	2	1	0	1	0	1	0	0	0.333	
Cusick, R	0	1	--	1	0	0	0	0	0.0	0	5	4	0	1	3	0	0	0	0	0.000	
Emanuel, S	0	0	1.80	7	0	0	0	0	5.0	4	1	1	1	0	2	0	10	2	0	0.200	
Erceg, L	1	0	3.00	8	0	0	0	0	9.0	7	5	3	1	0	4	0	6	0	1	0.194	
Estes, J	0	0	1.29	3	0	0	1	0	1.0	2	1	1	0	0	1	0	8	0	0	0.091	
Ferguson, T	0	1	0.00	10	1	0	6	0	1	8.2	7	1	0	0	0	5	0	8	0	0.226	
Gott, T	0	1	24.00	4	0	0	0	0	3.0	8	8	8	3	0	3	0	3	1	0	0.471	
Harris, H	0	0	0.00	2	0	0	1	0	1	4.0	1	0	0	0	0	2	0	6	0	0.077	
Holman, G	0	0	4.50	2	0	0	2	0	1	2.0	2	1	1	0	2	0	5	1	0	0.250	
Jackson, Z	0	1	6.48	9	0	0	0	0	8.1	6	7	6	0	1	3	0	8	0	0	0.207	
Jiménez, D	1	1	3.12	10	0	0	0	0	8.2	3	4	3	0	0	8	0	10	2	0	0.107	
Kelly, M	1	0	2.61	10	0	0	0	0	10.1	8	4	3	1	0	6	0	8	1	0	0.242	
Lucas, E	2	0	3.00	4	0	0	3	0	1	3.0	1	1	1	0	0	1	0	3	0	0.111	
Martinez, A	0	0	27.00	2	0	0	0	0	1.1	3	4	4	2	0	1	0	0	0	0	0.429	
Medina, L	0	0	2.70	2	1	0	0	0	3.1	0	1	1	0	0	2	0	6	0	0	0.000	
Miller, M	0	0	3.52	8	0	0	1	0	0	7.2	5	3	3	1	0	2	0	14	0	0.179	
Moreno, G	0	0	5.40	5	0	0	0	0	0	3.1	3	2	2	0	0	5	0	2	2	0.250	
Muller, K	0	2	4.85	6	3	0	0	0	0	13.0	19	9	7	2	0	5	0	18	0	0.328	
Newcomb, S	0	0	3.00	4	0	0	0	0	0	6.0	4	2	2	2	0	3	0	8	0	0.182	
Nittoli, V	0	0	3.18	6	0	0	2	0	1	5.2	4	2	2	0	0	2	0	10	0	0.190	
O'Loughlin, J	0	0	9.35	4	0	0	0	0	0	8.2	12	9	9	2	0	2	0	10	1	0.324	
Otañez, M	0	0	20.25	2	0	0	0	0	0	1.1	0	3	3	0	1	4	0	1	2	0.000	
Peluse, C	0	0	0.00	1	0	0	1	0	1	0.1	0	0	0	0	0	2	0	0	0	0.000	
Pérez, F	0	0	10.80	4	0	0	1	0	0	3.1	8	4	4	1	0	4	0	2	1	0.444	
Reyes, G	0	0	1.50	6	0	0	2	0	1	6.0	3	1	1	1	2	3	0	6	0	0.167	
Robles, D	0	0	6.00	2	0	0	0	0	0	3.0	4	2	2	0	1	1	0	2	0	1.286	
Salinas, R	0	0	0.00	2	0	0	0	0	0	4.0	2	0	0	0	0	2	0	5	0	0.143	
Santos, P	0	0	40.50	1	0	0	0	0	0	0.2	3	4	3	0	0	2	0	1	1	0.600	
Sears, J	2	2	2.70	5	5	0	0	0	0	16.2	10	5	5	2	1	4	0	18	0	0.167	
Spence, M	1	0	3.06	6	3	0	2	0	0	17.2	15	7	6	1	1	6	0	21	1	0.227	
Stripling, R	1	2	8.38	5	4	0	0	0	0	19.1	30	20	18	3	0	4	0	13	2	0.341	
Sullivan, B	0	0	0.00	5	0	0	1	0	1	3.1	1	0	0	0	0	2	0	5	0	0.100	
Tomioka, S	0	0	11.57	3	0	0	1	0	0	2.1	6	3	3	1	0	0	0	2	0	0.462	
Weisenburger, J	0	0	0.00	1	0	0	1	0	0	1.0	1	0	0	0	0	2	0	0	0	0.333	
Wood, A	0	0	4.40	4	4	0	0	0	0	14.1	14	8	7	4	2	2	0	17	1	0.246	
OAKLAND	14	14	4.90	31	31	0	31	0	9	270.0	245	167	147	35	15	129	0	292	22	3	239
OPPONENTS	14	14	5.15	31	31	0	31	0	8	270.2	289	169	155	35	15	99	0	283	18	2	273



Shea Langeliers hit 29 home runs in 2024 and is the first catcher in Athletics history with multiple 20-homer seasons.

RECORDS



ATHLETICS YEAR-BY-YEAR

YEAR	POS.	W	L	PCT.	GA/GB	MANAGER	HOME	ROAD
1901	4	74	62	.544	-9	Connie Mack	42-24	32-38
1902	***1	83	53	.610	+5	Connie Mack	56-17	27-36
1903	2	75	60	.556	-14½	Connie Mack	44-21	31-39
1904	5	81	70	.536	-12½	Connie Mack	47-31	34-39
1905	***1	92	56	.622	+2	Connie Mack	50-23	42-33
1906	4	78	67	.538	-12	Connie Mack	48-23	30-44
1907	2	88	57	.607	-1½	Connie Mack	50-20	38-37
1908	6	68	85	.444	-22	Connie Mack	46-30	22-55
1909	2	95	58	.621	-3½	Connie Mack	49-27	46-31
1910	****1	102	48	.680	+14½	Connie Mack	57-19	45-29
1911	****1	101	50	.669	+13½	Connie Mack	54-20	47-30
1912	3	90	62	.592	-15	Connie Mack	45-32	45-30
1913	****1	96	57	.627	+6½	Connie Mack	50-26	46-31
1914	***1	99	53	.651	+8½	Connie Mack	51-24	48-29
1915	8	43	109	.283	-58½	Connie Mack	20-55	23-54
1916	8	36	117	.235	-54½	Connie Mack	23-53	13-64
1917	8	55	98	.359	-44½	Connie Mack	29-47	26-51
1918	8	52	76	.406	-24	Connie Mack	35-32	17-44
1919	8	36	104	.257	-52	Connie Mack	21-49	15-55
1920	8	48	106	.312	-50	Connie Mack	25-50	23-56
1921	8	53	100	.346	-45	Connie Mack	28-47	25-53
1922	7	65	89	.422	-29	Connie Mack	38-39	27-50
1923	6	69	83	.454	-29	Connie Mack	34-41	35-42
1924	5	71	81	.467	-20	Connie Mack	36-39	35-42
1925	2	88	64	.579	-8½	Connie Mack	51-26	37-38
1926	3	83	67	.553	-6	Connie Mack	44-27	39-40
1927	2	91	63	.591	-19	Connie Mack	50-27	41-36
1928	2	98	55	.641	-2½	Connie Mack	52-25	46-30
1929	****1	104	46	.693	+18	Connie Mack	57-16	47-30
1930	****1	102	52	.662	+8	Connie Mack	58-18	44-34
1931	***1	107	45	.704	+13½	Connie Mack	60-15	47-30
1932	2	94	60	.610	-13	Connie Mack	51-26	43-34
1933	3	79	72	.523	-19½	Connie Mack	46-29	33-43
1934	5	68	82	.453	-31	Connie Mack	34-40	34-42
1935	8	58	91	.389	-34	Connie Mack	30-42	28-49
1936	8	53	100	.346	-49	Connie Mack	31-46	22-54
1937	7	54	97	.358	-46½	Connie Mack (39-80)/Earle Mack (15-17)	27-50	27-47
1938	8	53	99	.349	-46	Connie Mack	28-47	25-52
1939	7	55	97	.362	-51½	Connie Mack (25-37)/Earle Mack (30-60)	28-48	27-49
1940	8	54	100	.351	-36	Connie Mack	29-42	25-58
1941	8	64	90	.416	-37	Connie Mack	36-41	28-49
1942	8	55	99	.357	-48	Connie Mack	25-51	30-48
1943	8	49	105	.318	-49	Connie Mack	27-51	22-54
1944	5	72	82	.468	-17	Connie Mack	39-37	33-45
1945	8	52	98	.347	-34½	Connie Mack	39-35	13-63
1946	8	49	105	.318	-55	Connie Mack	31-46	18-59
1947	5	78	76	.506	-19	Connie Mack	39-38	39-38
1948	4	84	70	.545	-12½	Connie Mack	36-41	48-29
1949	5	81	73	.526	-16	Connie Mack	52-25	29-48
1950	8	52	102	.338	-46	Connie Mack	29-48	23-54
1951	6	70	84	.455	-28	Jimmie Dykes	38-41	32-43
1952	4	79	75	.513	-16	Jimmie Dykes	45-32	34-43
1953	7	59	95	.383	-41½	Jimmie Dykes	27-50	32-45
1954	8	51	103	.331	-60	Eddie Joost	29-47	22-56
Philadelphia Totals		3886	4248	.478			2146-1896	1740-2352

YEAR	POS.	W	L	PCT.	GA/GB	WILD CARD	MANAGER	HOME	ROAD
1955	6	63	91	.409	-33		Lou Boudreau	33-43	30-48
1956	8	52	102	.338	-45		Lou Boudreau	22-55	30-47
1957	7	59	94	.386	-38½		Lou Boudreau (36-67)/Harry Craft (23-27)	37-40	22-54
1958	7	73	81	.474	-19		Harry Craft	43-34	30-47
1959	7	66	88	.429	-28		Harry Craft	37-40	29-48
1960	8	58	96	.377	-39		Bob Elliot	34-43	24-53
1961	9t	61	100	.379	-47½		Joe Gordon (26-33)/Hank Bauer (35-67)	33-47	28-53
1962	9	72	90	.444	-24		Hank Bauer	39-42	33-48
1963	8	73	89	.451	-31½		Ed Lopat	36-45	37-44
1964	10	57	105	.352	-42		Lopat (17-35)/Mel McGaha (40-70)	26-55	31-50
1965	10	59	103	.364	-43		McGaha (5-21)/Haywood Sullivan (54-82)	33-48	26-55
1966	7	74	86	.463	-23		Alvin Dark	42-39	32-47
1967	10	62	99	.385	-29½		Dark (52-69)/Luke Appling (10-30)	37-44	25-55
Kansas City Totals		829	1224	.404				452-575	377-649
1968	6	82	80	.506	-21		Bob Kennedy	44-38	38-42
1969	2	88	74	.543	-9		Hank Bauer (80-69)/McNamara (8-5)	49-32	39-42
1970	2	89	73	.549	-9		John McNamara	49-32	40-41
1971	**1	101	60	.627	+16		Dick Williams	46-35	55-25
1972	****1	93	62	.600	+5½		Dick Williams	48-29	45-33
1973	****1	94	68	.580	+6		Dick Williams	50-31	44-37
1974	****1	90	72	.556	+5		Alvin Dark	49-32	41-40
1975	**1	98	64	.605	+7		Alvin Dark	54-27	44-37
1976	2	87	74	.540	-2½		Chuck Tanner	51-30	36-44
1977	7	63	98	.391	-38½		Jack McKeon (26-27)/Winkles (37-71)	35-46	28-52
1978	6	69	93	.426	-23		Bobby Winkles (24-15)/McKeon (45-78)	38-42	31-51
1979	7	54	108	.333	-34		Jim Marshall	31-50	23-58
1980	2	83	79	.512	-14		Billy Martin	46-35	37-44
1981	**1	64	45	.587	+5		Billy Martin	35-21	29-24
1982	5	68	94	.420	-25		Billy Martin	36-45	32-49
1983	4	74	88	.457	-25		Steve Boros	42-39	32-49
1984	4	77	85	.475	-7		Boros (20-24)/Moore (57-61)	44-37	33-48
1985	4	77	85	.475	-14		Jackie Moore	43-36	34-49
1986	3t	76	86	.469	-16		Moore (29-44)/Jeff Newman (2-8)/ Tony La Russa (45-34)	47-36	29-50
1987	3	81	81	.500	-4		Tony La Russa	42-39	39-42
1988	****1	104	58	.642	+13		Tony La Russa	54-27	50-31
1989	****1	99	63	.611	+7		Tony La Russa	54-27	45-36
1990	****1	103	59	.636	+9		Tony La Russa	51-30	52-29
1991	4	84	78	.519	-11		Tony La Russa	47-34	37-44
1992	**1	96	66	.593	+6		Tony La Russa	51-30	45-36
1993	7	68	94	.420	-26		Tony La Russa	38-43	30-51
1994	2	51	63	.447	-1		Tony La Russa	24-32	27-31
1995	4	67	77	.465	-11½	7th (-12)	Tony La Russa	38-34	29-43
1996	3	78	84	.481	-12	t6th (-10)	Art Howe	40-41	38-43
1997	4	65	97	.401	-25	11th (-31)	Art Howe	35-46	30-51
1998	4	74	88	.457	-14	7th (-18)	Art Howe	39-42	35-46
1999	2	87	75	.537	-8	2nd (-7)	Art Howe	52-29	35-46
2000	**1	91	70	.565	+½	n/a	Art Howe	47-34	44-36
2001	*2	102	60	.630	-14	1st (+17)	Art Howe	53-28	49-32
2002	**1	103	59	.636	+4	n/a	Art Howe	54-27	49-32
2003	**1	96	66	.593	+3	n/a	Ken Macha	57-24	39-42
2004	2	91	71	.562	-1	2nd (-7)	Ken Macha	52-29	39-42
2005	2	88	74	.543	-7	3rd (-7)	Ken Macha	45-36	43-38
2006	**1	93	69	.574	+4	n/a	Ken Macha	49-32	44-37
2007	3	76	86	.469	-18	6th (-18)	Bob Geren	40-41	36-45
2008	3	75	86	.466	-24½	7th (-19½)	Bob Geren	43-38	32-48
2009	4	75	87	.463	-22	t7th (-20)	Bob Geren	40-41	35-46
2010	2	81	81	.500	-9	t5th (-14)	Bob Geren	47-34	34-47
2011	3	74	88	.457	-22	7th (-17)	Geren (27-36)/Bob Melvin (47-52)	43-38	31-50
2012	**1	94	68	.580	+1	n/a	Bob Melvin	50-31	44-37
2013	**1	96	66	.593	+5½	n/a	Bob Melvin	52-29	44-37
2014	*2	88	74	.543	-10	2nd (+1)	Bob Melvin	48-33	40-41
2015	5	68	94	.420	-20	12th (-18)	Bob Melvin	34-47	34-47
2016	5	69	93	.426	-26	10th (-20)	Bob Melvin	34-47	35-46
2017	5	75	87	.463	-26	t9 (-10)	Bob Melvin	46-35	29-52
2018	*2	97	65	.599	-6	2nd (+7)	Bob Melvin	50-31	47-34

YEAR	POS.	W	L	PCT.	GA/GB	WILD CARD	MANAGER	HOME	ROAD
2019	*2	97	65	.599	-10	1st (+4)	Bob Melvin	52-29 ¹	45-36
2020	**1	36	24	.600	+7	n/a	Bob Melvin	22-10	14-14
2021	3	86	76	.531	-9	5th (-6)	Bob Melvin	43-38	43-38
2022	5	60	102	.370	-46	12th (-26)	Mark Kotsay	29-51	31-51
2023	5	50	112	.309	-40	12th (-39)	Mark Kotsay	26-55	24-57
2024	4	69	93	.426	-19½	10th (-17)	Mark Kotsay	38-43	31-50
Oakland Totals		4614	4387	.513				2496-2008	2118-2379
Athletics Totals		9329	9859	.486				5094-4479	4235-5380

* American League Wild Card Champions (4 times)

** American League Western Division Champions (17 times)

*** American League Champions (15 times: Philadelphia 9, Oakland 6)

**** World Champions (9 times: Philadelphia 5, Oakland 4)

¹ includes 2-4 record at Las Vegas

² includes 1-1 record at Tokyo

³ includes 0-2 record at Tokyo

ATHLETICS VS. THE AMERICAN LEAGUE

YEAR	BOS	CHI	CLE	DET	NY	STL	WAS	TOTAL
1901	10-10	8-12	14-6	9-7	8-12	14-6	11-9	74-62
1902	11-9	10-10	12-8	16-4	13-6	9-10	12-6	83-53
1903	6-13	14-6	11-9	9-11	8-10	11-8	16-3	75-60
1904	9-13	14-8	10-11	12-10	9-12	11-10	16-6	81-70
1905	15-7	12-9	15-7	13-9	11-8	15-7	11-9	92-56
1906	14-8	9-12	10-12	13-6	8-13	9-11	15-5	78-67
1907	14-8	12-10	14-8	8-11	9-10	14-6	17-4	88-57
1908	12-10	9-13	6-16	8-14	14-8	8-13	11-11	68-85
1909	11-10	10-12	13-9	14-8	14-8	14-8	19-3	95-58
1910	18-4	14-8	14-7	13-9	12-9	17-5	14-6	102-48
1911	13-9	11-9	17-5	10-12	15-6	20-2	15-7	101-50
1912	7-15	10-12	14-8	13-9	17-5	16-6	13-7	90-62
1913	11-11	11-11	13-9	15-7	17-5	15-6	14-8	96-57
1914	9-12	17-5	19-3	12-9	14-8	15-7	13-9	99-53
1915	5-17	3-19	7-15	5-17	9-11	6-16	8-14	43-109
1916	6-16	4-18	4-18	4-18	7-15	5-17	6-15	36-117
1917	3-18	7-15	6-16	10-12	7-15	11-11	11-11	55-98
1918	6-13	10-11	7-13	11-9	4-8	8-10	6-12	52-76
1919	6-14	3-17	4-16	6-14	2-18	7-13	8-12	36-104
1920	9-13	6-16	6-16	10-12	3-19	8-14	6-16	48-106
1921	10-12	8-14	7-15	7-14	5-17	5-17	11-11	53-100
1922	12-10	10-12	11-11	6-16	5-17	9-13	12-10	65-89
1923	7-13	12-10	10-12	10-12	6-16	9-13	15-7	69-83
1924	10-12	11-11	11-11	11-11	8-12	13-9	7-15	71-81
1925	17-5	14-8	11-11	14-8	13-9	12-10	7-13	88-64
1926	14-8	15-6	8-14	11-11	13-9	15-7	7-12	83-67
1927	16-6	14-8	12-10	13-9	8-14	16-6	12-10	91-63
1928	18-3	16-6	16-6	14-8	6-16	16-6	12-10	98-55
1929	18-4	13-9	14-7	18-4	14-8	11-10	16-4	104-46
1930	18-4	16-6	15-7	15-7	12-10	16-6	10-12	102-52
1931	16-4	19-3	18-4	18-4	11-11	14-8	11-11	107-45
1932	18-4	15-7	12-10	15-7	8-14	16-6	10-12	94-60
1933	8-14	10-12	16-6	11-11	9-12	14-6	11-11	79-72
1934	9-12	13-9	9-13	10-12	7-15	9-12	11-9	68-82
1935	6-16	10-12	10-12	5-14	6-14	11-11	10-12	58-91
1936	9-13	7-15	9-13	5-17	6-16	11-10	6-16	53-100
1937	3-17	7-15	9-13	8-14	8-14	11-11	8-13	54-97
1938	8-14	10-12	4-18	8-14	5-16	12-9	6-16	53-99
1939	4-18	11-11	4-18	11-11	4-18	13-9	8-12	55-97
1940	4-18	6-16	8-14	11-11	9-13	8-14	8-14	54-100
1941	6-16	12-10	7-15	9-13	8-14	11-11	11-11	64-90
1942	8-14	10-12	6-16	9-13	6-16	6-16	10-12	55-99
1943	11-11	4-18	6-16	9-13	6-16	8-14	5-17	49-105
1944	11-11	13-9	10-12	11-11	9-13	9-13	9-13	72-82
1945	8-14	10-12	6-12	7-15	6-16	10-12	5-17	52-98
1946	5-17	10-12	7-15	5-17	6-16	10-12	6-16	49-105
1947	12-10	11-11	11-11	11-11	9-13	13-9	11-11	78-76

YEAR	BOS	CHI	CLE	DET	NY	STL	WAS	TOTAL								
1948	10-12	16-6	6-16	10-12	10-12	18-4	14-8	84-70								
1949	8-14	16-6	13-9	8-14	8-14	12-10	16-6	81-73								
1950	3-19	11-11	5-17	5-17	7-15	8-14	13-9	52-102								
1951	7-15	13-9	6-16	9-13	9-13	14-8	12-10	70-84								
1952	10-12	11-11	9-13	17-5	9-13	14-8	9-13	79-75								
1953	7-15	12-10	3-19	11-11	5-17	13-9	8-14	59-95								
YEAR	BAL	BOS	CHI	CLE	DET	HOU	KC	LAA	MIL	MIN	NYN	SEA	TB	TEX	TOR	TOTAL
1954	12-10	7-15	5-17	4-18	9-13					10-12	4-18					51-103
1955	12-10	8-14	8-14	5-17	10-12					13-9	7-15					63-91
1956	7-15	10-12	8-14	5-17	6-16					12-10	4-18					52-102
1957	5-16	6-16	8-14	11-11	14-8					12-10	3-19					59-94
1958	10-12	10-12	10-12	12-10	10-12					12-10	9-13					73-81
1959	14-8	11-11	10-12	7-15	7-15					12-10	5-17					66-88
1960	9-13	9-13	7-15	7-15	12-10					7-15	7-15					58-96
1961	5-13	8-10	4-14	9-8	6-12			9-9		7-11	4-14			9-9		61-100
1962	8-10	8-10	9-9	7-11	6-12			6-12		8-10	5-13			15-3		72-90
1963	9-9	11-7	6-12	7-11	5-13			10-8		9-9	6-12			10-8		73-89
1964	5-13	6-12	2-16	8-10	7-11			6-12		9-9	6-12			8-10		57-105
1965	7-11	7-11	5-13	9-9	5-13			5-13		8-10	7-11			6-12		59-103
1966	5-11	9-9	5-13	12-6	12-6			9-9		8-10	5-13			9-9		74-86
1967	8-10	6-12	10-8	7-11	6-12			4-14		8-10	7-11			6-11		62-99
1968	9-9	10-8	8-10	12-6	5-13			13-5		10-8	8-10			7-11		82-80
1969	4-8	8-4	10-8	7-5	5-7		10-8	12-6	13-5	5-13	6-6			8-4		88-74
1970	5-7	5-7	16-2	5-7	6-6		11-7	10-8	10-8	5-13	6-6			10-2		89-73
1971	4-7	9-3	7-11	8-4	8-4		13-5	11-7	15-3	10-8	7-5			9-3		101-60
1972	6-6	3-9	8-7	10-2	8-4		11-7	10-8	8-4	9-8	9-3			11-4		93-62
1973	7-5	8-4	12-6	9-3	5-7		10-8	12-6	8-4	4-14	8-4			11-7		94-68
1974	6-6	4-8	11-7	7-5	7-5		10-8	12-6	7-5	13-5	5-7			8-10		90-72
1975	8-4	6-6	9-9	10-2	6-6		11-7	11-7	7-5	12-6	6-6			12-6		98-74
1976	8-4	8-4	9-8	8-4	6-6		9-9	12-6	7-5	7-11	6-6			7-11		87-64
1977	2-8	3-8	5-10	3-7	5-5		6-9	10-5	5-5	6-8	2-9	7-8		2-13	7-3	63-98
1978	0-11	5-5	8-7	6-4	4-6		5-10	6-9	1-9	6-9	2-8	13-2		6-9	7-4	69-93
1979	4-8	3-9	4-9	4-8	5-7		4-9	3-10	6-6	4-9	3-9	8-5		2-11	4-8	54-108
1980	5-7	3-9	7-6	6-6	6-6		7-6	10-3	5-7	7-6	4-8	8-5		7-6	8-4	83-79
1981	5-7	5-7	6-7	2-3	2-1		3-3	8-2	2-4	8-2	3-4	6-1		4-2	10-2	64-45
1982	5-7	4-8	4-9	8-4	3-9		6-7	4-9	5-7	10-3	5-7	6-7		5-8	3-9	68-94
1983	4-8	4-8	5-8	5-7	6-6		6-7	8-5	6-6	9-4	4-8	9-4		2-11	6-6	74-88
1984	6-6	5-7	7-6	5-7	3-9		8-5	6-7	8-4	5-8	4-8	8-5		8-5	4-8	77-85
1985	5-7	4-8	5-8	9-3	4-8		5-8	7-6	9-3	5-8	5-7	8-5		6-7	5-7	77-85
1986	7-5	5-7	6-7	2-10	6-6		5-8	3-10	7-5	7-6	7-5	10-3		3-10	8-4	76-86
1987	5-7	8-4	4-9	8-4	7-5		8-5	7-6	6-6	3-10	7-5	5-8		6-7	7-5	81-81
1988	8-4	9-3	8-5	8-4	8-4		5-8	9-4	9-3	8-5	6-6	9-4		8-5	9-3	104-58
1989	7-5	5-7	8-5	10-2	8-4		6-7	8-5	7-5	7-6	9-3	9-4		8-5	7-5	99-63
1990	8-4	8-4	5-8	8-4	6-6		9-4	9-4	7-5	7-6	12-0	9-4		8-5	7-5	103-59
1991	9-3	4-8	6-7	7-5	8-4		7-6	12-1	4-8	5-8	6-6	6-7		4-9	6-6	84-78
1992	6-6	7-5	8-5	6-6	6-6		9-4	8-5	5-7	8-5	6-6	12-1		9-4	6-6	96-66
1993	2-10	3-9	6-7	4-8	4-8		7-6	7-6	5-7	5-8	6-6	9-4		5-8	5-7	68-94
1994	5-7	3-9	3-6	0-6	4-5		3-7	6-3	1-4	5-2	5-7	4-3		7-3	5-1	51-63
1995	7-5	4-8	5-7	0-7	3-2		8-5	7-6	2-7	7-5	9-4	7-6		5-8	3-7	67-77
1996	4-9	5-8	7-5	6-6	8-4		7-5	7-6	5-7	7-6	3-9	8-5		7-6	4-8	78-84
1997	3-8	4-7	3-8	4-7	4-7		8-3	1-11	6-5	4-7	5-6	5-7		5-7	6-5	58-88
1998	3-8	2-9	7-4	8-3	4-7		4-7	7-5	7-4	3-8	5-7	5-6		6-6	5-6	66-80
1999	7-5	6-4	7-3	2-10	6-4		6-6	4-8	5-7	4-6	4-6	6-6	9-1	5-7	8-2	75-69
2000	8-4	5-5	3-6	6-6	4-6		8-4	8-5	7-5	3-6	9-4	7-2		5-7	7-3	80-63
2001	7-2	5-4	8-1	3-4	6-1		6-3	14-6	4-5	6-3	9-10	7-2		9-10	6-3	90-54
2002	5-4	3-6	7-2	5-2	6-1		8-1	11-9	6-3	4-5	8-11	8-1		13-6	3-6	87-57
2003	7-2	4-3	5-4	6-3	6-3		7-2	12-8	1-8	6-3	7-12	6-3		15-4	5-2	87-57
2004	7-0	1-8	7-2	3-6	5-4		7-2	9-10	5-2	2-7	11-8	7-2		11-9	6-3	81-63
2005	6-4	4-6	7-2	3-6	5-1		4-2	9-10	6-4	2-7	12-6	4-5		11-8	5-5	78-66
2006	4-2	7-3	3-3	6-3	4-5		5-4	8-11	4-6	6-3	17-2	6-3		9-10	6-4	85-59
2007	4-4	4-4	5-4	4-6	6-4		4-6	10-9	2-5	4-2	5-14	4-6		9-10	5-4	66-78
2008	5-0	4-6	4-5	4-5	6-3		3-6	9-10	5-5	1-5	10-9	3-6		7-12	4-6	65-78
2009	5-1	5-5	5-4	5-2	4-5		6-2	7-12	6-4	2-7	5-14	6-4		11-8	3-6	70-74
2010	7-3	5-4	5-4	6-3	3-3		6-3	8-11	3-6	1-9	13-6	4-5		9-10	3-4	73-71
2011	5-4	2-6	4-6	2-5	5-5		5-4	11-8	4-4	3-6	9-10	5-2		6-13	5-5	66-78
2012	5-4	8-1	3-3	8-2	3-4		4-5	10-9	5-4	5-5	12-7	5-4		11-8	5-4	84-60

YEAR	BAL	BOS	CHI	CLE	DET	HOU	KC	LAA	MIL	MIN	NYY	SEA	TB	TEX	TOR	TOTAL
2013	2-5	3-3	5-2	2-5	4-3	15-4	5-1	11-8		6-1	5-1	8-11	3-3	10-9	4-3	83-59
2014	4-2	4-3	3-4	4-2	2-5	11-8	2-5	9-10		6-1	4-2	9-10	4-2	9-10	4-3	75-67
2015	1-6	1-5	2-5	4-3	4-2	9-10	1-5	8-11		3-4	4-3	6-13	3-4	10-9	1-5	57-85
2016	4-3	1-5	2-5	2-4	3-4	6-13	6-1	7-12		4-2	3-4	7-12	5-2	9-10	3-3	62-80
2017	3-4	4-3	5-1	4-3	5-1	7-12	3-3	7-12		3-3	5-2	7-12	2-5	11-8	2-5	68-74
2018	5-1	4-2	5-2	4-2	7-0	7-12	5-2	9-10		5-2	3-3	9-10	2-5	13-6	7-0	85-57
2019	6-1	3-4	5-1	5-1	6-1	8-11	5-2	13-6		4-3	4-2	10-9	4-3	13-6	0-6	86-56
2020						7-3		6-4				6-4		7-3		26-14
2021	3-3	3-3	3-4	4-2	6-1	8-11	5-2	15-4		5-1	3-4	4-15	4-3	10-9	2-5	75-67
2022	4-3	1-5	2-5	1-6	5-2	7-12	3-3	7-12		1-5	2-5	8-11	3-4	8-11	3-3	55-87
2023	1-6	2-4	4-3	1-5	4-3	3-10	4-2	6-7		1-5	1-5	1-12	2-5	4-9	2-4	36-80
2024	3-3	1-5	3-3	1-6	3-3	5-8	2-4	8-5		1-6	2-5	4-9	3-4	6-7	3-3	45-71
Totals	896-1098		925-1054		98-115		541-491		803-1168			121-92		234-216		
	1021-962	1006-1060	956-1010	341-278	1021-1027	383-352	510-494	9037-9575								

Note: Baltimore record also includes Milwaukee Brewers (1901) and St. Louis Browns (1902-53). Houston total includes 5-1 record while in the NL. Minnesota record includes Washington Senators (1901-60). New York record includes Baltimore Orioles (1901-02). Milwaukee record includes Seattle Pilots (1969). Texas record includes Washington Senators (1961-71).

ATHLETICS VS. THE NATIONAL LEAGUE

YEAR	ARI	ATL	CHI	CIN	COL	HOU	LA	MIA	MIL	NYM	PHI	PIT	STL	SD	SF	WAS	TOTAL
1997					1-3		1-3							3-1	2-2		7-9
1998	2-1				1-2		1-2							2-1	2-2		8-8
1999	2-1				3-0		3-0							1-2	3-3		12-6
2000	2-1				1-2		2-1							3-0	3-3		11-7
2001	3-0				3-0		2-1							2-1	2-4		12-6
2002				3-0		3-0			3-0			3-0			4-2		16-2
2003		1-2						1-2			1-2				3-3	3-0	9-9
2004			1-2	3-0								3-0	0-3		3-3		10-8
2005		2-1								2-1	2-1				4-2	0-3	10-8
2006	0-3				1-2		3-0							1-2	3-3		8-10
2007				2-1		2-1				0-3			1-2		5-1		10-8
2008	1-2	1-2						2-1			2-1				4-2		10-8
2009	1-2				0-3		1-2							2-1	1-5		5-13
2010			1-2	0-3								3-0	1-2		3-3		8-10
2011	2-1							1-2		1-2	1-2				3-3		8-10
2012	0-3				3-0		3-0							2-1	2-4		10-8
2013			2-1	2-2					2-1			2-1	2-1		3-1		13-7
2014		0-3						3-0		2-2	2-1				3-1	3-0	13-7
2015	2-1				2-1		3-1							3-1	1-5		11-9
2016			0-3	1-2					1-3			0-3	2-1		3-1		7-13
2017		0-3						1-3		1-2	2-1				2-2	1-2	7-13
2018	2-1				0-3		2-2							4-0	4-2		12-8
2019			1-2	2-1					2-1			1-2	4-0		1-3		11-9
2020	2-2				1-3		1-2							1-2	5-1		10-10
2021	4-0				2-1		1-2							2-2	2-4		11-9
2022		0-4						1-2		1-2	1-2				1-3	1-2	5-15
2023	1-2	2-1	0-3	1-2	2-1		0-3	0-3	3-0	0-3	0-3	2-1	1-2	0-3	2-2	0-3	14-32
2024	1-2	1-2	2-1	2-1	2-1		1-2	2-1	1-2	2-1	2-1	3-0	1-2	0-3	2-2	2-1	24-22
Totals	25-22	7-18	7-14	16-12	22-22		24-21	11-14	198-166	9-16	13-14	17-7	12-13	26-20	76-72	10-11	292-284

Note: Washington record also includes Montreal Expos (2003). Milwaukee total includes 186-159 record while in the AL.

ATHLETICS RECENT SHORTENED HOME GAMES

- 2012 vs. Kansas City, April 10 (called with two outs in top of 8th; A's lost 3-0)
- 2005 vs. Texas, May 4 (called after top of the 9th; A's lost 16-7)
- 2002 vs. Seattle, April 16 (called after top of the 7th; A's lost 6-2)
- 1999 vs. New York, April 5 (called after 8 innings; A's won 5-3)
- 1971 vs. Kansas City, April 9 (called after top of the 6th; A's won 5-0)
- 1968 vs. Detroit, May 24 (called after 7 innings tied at 2-2)

ATHLETICS IN DIVISIONAL PLAY

YEAR	A.L. WEST			A.L. CENTRAL			A.L. EAST			NATIONAL LEAGUE		
	HOME	ROAD	TOTAL	HOME	ROAD	TOTAL	HOME	ROAD	TOTAL	HOME	ROAD	TOTAL
1969	26-19	24-21	50-40				23-13	15-21	38-34			
1970	27-18	25-20	52-38				22-14	15-21	37-35			
1971	24-21	32-13	56-34				22-14	23-12	45-26			
1972	28-13	21-21	49-34				20-16	24-12	44-28			
1973	26-19	23-22	49-41				24-12	21-15	45-27			
1974	31-14	23-22	54-36				18-18	18-18	36-36			
1975	32-13	23-22	55-35				22-14	21-15	43-29			
1976	27-18	17-27	44-45				24-12	19-17	43-29			
1977	23-22	13-31	36-53				12-24	15-21	27-45			
1978	23-21	21-25	44-46				15-21	10-26	25-47			
1979	15-24	10-29	25-53				16-26	13-29	29-55			
1980	25-14	21-18	46-32				21-21	16-26	37-47			
1981	15-11	20-6	35-17				20-10	9-18	29-28			
1982	19-20	16-23	35-43				17-25	16-26	33-51			
1983	22-17	17-22	39-39				20-22	15-27	35-49			
1984	25-14	17-22	42-36				19-23	16-26	35-49			
1985	21-16	15-26	36-42				22-20	19-23	41-43			
1986	19-20	15-24	34-44				28-16	14-26	42-42			
1987	17-22	16-23	33-45				25-17	23-19	48-36			
1988	24-15	23-16	47-31				30-12	27-15	57-27			
1989	25-14	21-18	46-32				29-13	24-18	53-31			
1990	22-17	25-14	47-31				29-13	27-15	56-28			
1991	25-14	15-24	40-38				22-20	22-20	44-40			
1992	29-10	25-14	54-24				22-20	20-22	42-42			
1993	20-19	19-20	39-39				18-24	11-31	29-55			
1994	8-5	9-4	17-9	5-14	7-11	12-25	11-13	11-16	22-29			
1995	13-7	6-13	19-20	11-15	11-16	22-31	14-12	12-14	26-26			
1996	11-9	11-8	22-17	18-12	14-17	32-29	11-20	13-18	24-38			
1997	5-13	6-12	11-25	13-14	12-16	25-30	13-15	9-18	22-33	4-4	3-5	7-9
1998	9-9	9-9	18-18	16-12	14-13	30-25	10-17	8-20	18-37	4-4	4-4	8-8
1999	11-7	4-14	15-21	16-10	10-20	26-30	17-11	17-7	34-18	8-1	4-5	12-6
2000	13-6	9-10	22-16	13-17	15-10	28-27	14-9	16-11	30-20	7-2	4-5	11-7
2001	16-13	16-13	32-26	9-7	18-7	27-14	21-6	10-8	31-14	7-2	5-4	12-6
2002	19-10	13-16	32-26	19-6	13-3	32-9	8-10	15-12	23-22	8-1	8-1	16-2
2003	20-9	14-15	34-24	12-6	13-14	25-20	19-6	9-7	28-13	6-3	3-6	9-9
2004	17-12	14-15	31-27	16-8	11-8	27-16	12-7	11-13	23-20	7-2	3-6	10-8
2005	15-14	17-10	32-24	13-8	12-7	25-15	10-12	11-15	21-27	7-2	3-6	10-8
2006	16-12	18-11	34-23	14-8	8-13	22-21	15-7	14-8	29-15	4-5	4-5	8-10
2007	12-16	12-17	24-33	14-11	7-14	21-25	9-10	12-10	21-20	5-4	5-4	10-8
2008	14-14	12-17	26-31	13-9	9-15	22-24	11-11	6-12	17-23	5-4	5-4	10-8
2009	11-18	12-16	23-34	17-8	9-9	26-17	10-8	11-15	21-23	2-7	3-6	5-13
2010	18-11	12-16	30-27	9-8	14-11	23-19	14-12	6-13	20-25	6-3	2-7	8-10
2011	15-13	11-18	26-31	11-14	9-10	20-24	11-8	9-15	20-23	6-3	2-7	8-10
2012	16-12	17-12	33-24	12-7	11-11	23-18	16-9	12-9	28-18	6-3	4-5	10-8
2013	21-18	23-14	44-32	13-3	9-9	22-12	10-6	7-9	17-15	8-2	5-5	13-7
2014	18-19	20-19	38-38	9-8	8-9	17-17	13-4	7-8	20-12	8-2	5-5	13-7
2015	16-23	17-20	33-43	5-11	9-8	14-19	7-9	3-14	10-23	6-4	5-5	11-9
2016	13-24	16-23	29-47	10-6	7-10	17-16	9-9	7-8	16-17	2-8	5-5	7-13
2017	21-17	11-27	32-44	10-5	10-6	20-11	12-6	4-13	16-19	3-7	4-6	7-13
2018	19-20	19-18	38-38	13-3	13-5	26-8	11-5	10-6	21-11	7-3	5-5	12-8
2019	24-15	20-17	44-32	11-4	14-4	25-8	11-6	10-6	17-16	6-4	5-5	11-9
2020	17-5	9-9	26-14							5-5	5-5	10-10
2021	17-20	20-19	37-39	13-4	10-6	23-10	8-9	7-9	15-18	5-5	6-4	11-9
2022	16-22	14-24	30-46	4-11	8-10	12-21	7-10	6-10	13-20	2-8	3-7	5-15
2023	7-19	7-19	14-38	7-9	7-9	14-18	6-10	2-14	8-24	6-17	8-15	14-32
2024	14-12	9-17	23-29	7-9	3-13	10-22	4-12	8-8	12-20	13-10	11-12	24-22
Totals	1052-849	1956-1844		315-314			884-729	1616-1598		129-159		
	904-995			353-267		668-581	732-869		163-125		292-284	

RECORDS

ATHLETICS MONTH-BY-MONTH

Year	March	April	May	June	July	August	September	October
1901	-	1-3	12-14	8-15	13-10	22-10	18-10	-
1902	-	3-3	16-9	8-14	15-8	21-12	20-7	-
1903	-	6-4	13-12	16-9	17-10	8-16	15-9	-
1904	-	6-4	14-11	11-11	15-12	16-7	14-19	5-6
1905	-	7-4	12-11	15-8	15-12	20-9	18-10	5-2
1906	-	8-5	16-8	14-12	18-8	9-18	11-15	2-1
1907	-	10-4	9-14	16-8	16-10	18-10	14-9	5-2
1908	-	8-7	12-11	11-13	13-15	14-11	7-23	3-5
1909	-	5-5	16-9	15-11	20-13	18-9	19-10	2-1
1910	-	6-4	20-5	12-12	22-9	22-7	17-9	3-2
1911	-	6-7	17-9	19-6	18-11	17-9	21-6	3-2
1912	-	7-6	10-10	21-9	17-16	18-9	15-10	2-2
1913	-	9-3	19-7	20-7	19-12	14-12	14-13	1-3
1914	-	5-5	16-8	17-13	20-7	23-5	14-12	3-3
1915	-	4-9	9-17	9-16	10-19	4-20	5-27	2-1
1916	-	3-10	11-14	3-19	2-28	8-23	7-22	2-1
1917	-	6-8	7-15	10-15	11-19	10-20	10-19	1-2
1918	-	3-8	11-13	8-19	15-16	14-19	1-1	-
1919	-	2-3	4-17	8-19	10-23	6-22	6-20	-
1920	-	3-7	10-18	4-24	12-20	10-14	8-20	1-3
1921	-	3-9	11-17	12-14	10-20	7-18	10-19	0-3
1922	-	6-9	13-11	8-16	12-20	12-16	14-17	-
1923	-	6-4	14-12	14-14	8-21	10-16	12-14	5-2
1924	-	6-5	8-17	9-19	17-18	18-12	13-10	-
1925	-	8-3	20-8	16-12	18-9	12-15	13-16	1-1
1926	-	6-10	21-10	10-14	15-14	19-9	12-10	-
1927	-	9-5	13-15	15-12	14-15	21-7	17-8	2-1
1928	-	6-4	19-10	14-14	25-8	19-9	15-10	-
1929	-	7-4	22-5	19-8	24-9	15-14	15-6	2-0
1930	-	6-5	21-9	19-11	23-9	19-10	14-8	-
1931	-	5-6	23-4	20-9	26-7	16-9	17-10	-
1932	-	4-10	19-8	17-12	21-12	19-9	14-9	-
1933	-	6-10	15-6	14-16	12-17	14-14	17-9	1-0
1934	-	5-7	11-15	11-16	11-17	12-15	18-12	-
1935	-	2-10	10-12	14-13	13-12	12-23	7-21	-
1936	-	6-8	7-19	11-14	8-25	15-15	6-19	-
1937	-	3-3	12-15	5-20	6-22	11-20	15-16	2-1
1938	-	3-7	11-13	12-13	3-20	15-25	8-20	1-1
1939	-	2-7	11-15	13-15	8-20	10-22	11-18	-
1940	-	4-8	9-13	11-17	14-18	8-17	8-27	-
1941	-	4-9	17-12	11-15	15-13	10-23	7-18	-
1942	-	5-12	14-18	11-18	12-17	7-23	6-11	-
1943	-	3-6	16-11	11-18	8-21	3-26	8-20	0-3
1944	-	5-4	14-15	11-17	13-19	19-13	8-14	2-0
1945	-	6-5	8-16	6-19	10-16	8-26	14-16	-
1946	-	3-10	6-21	11-15	8-22	14-19	7-18	-
1947	-	4-6	14-13	15-13	16-16	16-14	13-14	-
1948	-	5-5	21-7	14-15	18-13	15-14	11-14	0-2
1949	-	6-7	15-12	18-11	14-16	14-13	13-13	1-1
1950	-	4-8	10-16	10-20	10-18	10-22	7-18	1-0
1951	-	1-12	10-15	15-14	13-19	14-17	17-7	-
1952	-	2-8	13-11	12-14	21-13	20-14	11-15	-
1953	-	7-6	11-18	14-15	11-17	9-23	7-16	-
1954	-	6-5	8-22	14-14	7-23	9-23	7-16	-
Phi. Totals	-	272-346	721-673	682-757	762-834	744-827	646-760	58-51
1955	-	6-8	10-17	12-16	15-19	11-16	9-15	-
1956	-	3-6	12-18	10-20	9-19	7-22	11-17	-
1957	-	6-7	12-16	7-21	11-19	14-16	9-15	-
1958	-	8-4	12-13	15-16	11-17	13-19	14-12	-
1959	-	9-7	11-14	11-18	19-11	9-20	7-18	-
1960	-	5-6	13-16	8-20	10-14	9-26	12-13	1-1
1961	-	5-8	14-12	10-23	8-20	11-22	12-15	1-0

Year	March	April	May	June	July	August	September	October
1962	-	9-10	14-16	12-16	10-17	16-15	11-16	-
1963	-	12-7	13-12	9-21	14-17	11-17	14-15	-
1964	-	4-6	11-20	14-19	11-18	9-20	7-18	1-4
1965	-	2-9	8-20	12-16	11-19	14-19	12-17	0-3
1966	-	2-10	13-15	16-17	14-15	14-20	13-9	2-0
1967	-	6-9	13-15	15-17	10-18	11-17	7-22	0-1
K.C. Totals	-	77-97	156-204	151-240	153-223	149-249	138-202	5-9
1968	-	8-10	13-14	17-12	15-15	16-17	13-12	-
1969	-	11-8	12-13	17-9	18-11	16-15	13-17	1-1
1970	-	8-12	17-11	17-10	15-12	13-17	18-11	1-0
1971	-	17-8	16-10	17-8	14-13	23-8	14-13	-
1972	-	7-4	18-8	18-11	16-15	14-13	18-10	2-1
1973	-	9-11	15-13	18-11	17-12	20-7	15-14	-
1974	-	10-10	17-11	14-14	20-8	15-14	14-13	0-2
1975	-	12-8	16-10	20-9	18-11	15-16	17-10	-
1976	-	9-8	12-17	15-13	17-11	17-12	16-11	1-2
1977	-	12-9	10-15	10-17	10-19	10-18	11-18	0-2
1978	-	16-5	11-15	11-18	17-13	7-21	7-20	0-1
1979	-	8-14	9-19	5-24	8-20	14-15	10-16	-
1980	-	12-8	13-13	7-21	19-10	14-14	16-11	2-2
1981	-	18-3	13-17	6-3	-	10-9	15-12	2-1
1982	-	11-11	12-16	10-18	11-15	14-15	9-17	1-2
1983	-	11-9	11-16	14-15	12-17	17-13	8-16	1-2
1984	-	14-10	9-17	15-14	10-18	14-14	15-12	-
1985	-	9-12	13-12	17-10	13-14	15-14	8-20	2-3
1986	-	11-10	12-16	7-22	14-12	17-11	13-13	2-2
1987	-	9-14	15-10	16-11	12-15	15-14	12-15	2-2
1988	-	16-7	19-8	13-14	16-12	20-9	19-7	1-1
1989	-	18-8	16-10	13-14	16-10	18-11	17-10	1-0
1990	-	14-5	18-9	15-12	17-14	18-9	20-8	1-2
1991	-	13-7	15-12	13-15	15-12	15-14	11-15	2-3
1992	-	14-8	13-14	18-9	15-11	19-10	15-12	2-2
1993	-	7-11	12-16	12-14	12-17	9-21	15-13	1-2
1994	-	7-17	8-19	17-9	15-11	4-7	-	-
1995	-	1-4	16-12	16-12	8-20	17-12	9-16	0-1
1996	-	13-12	11-16	14-15	17-10	11-19	12-12	-
1997	-	13-13	9-21	12-15	8-19	11-16	12-13	-
1998	-	12-14	10-17	15-13	11-16	15-15	11-13	-
1999	-	10-14	17-10	10-16	16-10	19-10	13-14	2-1
2000	-	12-13	15-13	18-7	13-14	11-16	21-7	1-0
2001	-	8-17	18-9	12-15	19-8	22-7	17-4	6-0
2002	-	15-11	10-17	21-7	15-12	24-4	18-8	-
2003	-	17-10	14-13	15-12	16-11	20-9	14-11	-
2004	-	11-12	15-11	17-10	15-12	20-8	12-16	1-2
2005	-	12-12	7-20	19-8	20-6	17-11	11-17	2-0
2006	-	12-12	12-17	18-8	14-13	21-6	15-13	1-0
2007	-	12-13	14-13	15-13	9-18	17-12	9-17	-
2008	1-1	16-11	12-15	16-10	8-17	10-20	12-12	-
2009	-	8-11	11-18	13-15	12-14	14-15	17-10	0-4
2010	-	12-12	16-12	10-17	14-10	13-15	13-15	3-0
2011	-	13-14	14-15	9-17	13-13	11-17	14-12	-
2012	1-1	10-12	11-16	15-13	19-5	18-10	17-11	3-0
2013	-	16-12	16-12	16-11	15-10	14-13	19-8	-
2014	0-1	18-9	16-12	17-9	15-10	12-17	10-16	-
2015	-	9-14	11-19	15-12	10-14	13-15	8-19	2-1
2016	-	13-12	11-17	11-15	12-14	10-18	10-17	2-0
2017	-	11-14	12-15	12-16	12-14	11-16	16-12	1-0
2018	1-2	13-12	15-14	17-10	17-8	18-9	16-10	-
2019	3-3	11-15	16-10	17-11	15-9	17-9	18-8	-
2020	-	-	-	-	3-4	19-8	14-12	-
2021	-	16-11	15-14	17-9	11-13	14-12	12-15	1-2
2022	-	10-11	10-21	5-21	14-12	10-17	7-19	4-1
2023	1-0	5-23	6-23	10-16	8-15	9-18	11-16	0-1
2024	1-3	13-14	9-19	7-20	15-9	14-12	10-16	-
Oak. Totals	8-11	653-611	734-802	781-730	776-708	851-744	757-735	54-46
A's Totals	8-11	1002-1054	1611-1679	1614-1727	1691-1765	1744-1820	1541-1697	117-106

ATHLETICS FRANCHISE RECORDS

TEAM GENERAL

Most Games Won

Season	107 (1931)
Home	60 (1931)
Road	55 (1971)
Consecutive	20 (Aug. 13-Sept. 4, 2002)
Consecutive, Home	22 (July 15-Aug. 31, 1931)
Consecutive, Road	14 (May 3-30, 1931)
vs. One Team	20 (St. Louis, 1911)
by Shutout	27 (1907, 1909)
by One Run	33 (2004)
in Extra Innings	14 (1988)
Month	26 (July, 1931)
Homestand	18 (June 26-July 23, 1914)
	18 (May 27-June 22, 1911)
Homestand (since 1961)	11 (June 1-13, 2004)
Road Trip	21 (June 25-July 23, 1913)
Road Trip (since 1961)	11 (May 29-June 11, 1972)

Most Games Lost

Season	117 (1916)
Home	55 (1956, 1964, 2023)
Road	64 (1916)
Consecutive	20 (1916, 1943)
Consecutive, Home	13 (May 27-July 6, 1920)
Consecutive, Road	22 (July 11-Aug. 23, 1943)
vs. One Team	19 (five times, last: New York, 1957)
by Shutout	24 (1943)
Fewest Lost By Shutout	2 (1902, 1931 and 1932)
by One Run	40 (1908)
in Extra Innings	16 (1921)
Month	28 (July 1916)
Homestand	21 (June 28-July 21, 1916)
Homestand (since 1961)	13 (June 16-July 2, 1961)
Road Trip	24 (May 30-June 28, 1920)
Road Trip (since 1961)	13 (May 27-June 15, 1961)

Most Games

Season	163 (1964, 1968)
Shutout	41 (1909)
One Run	65 (1908)
Extra Innings	24 (1921, 1945)
Month	40 (August 1938)

Highest Winning Percentage

Season	.704 (1931)
Home	.800 (1931)
Road	.688 (1971)
Shutout Games	.857 (1931, 12-2)
One-Run Games	.698 (1928, 30-13)
Extra Inning Games	1.000 (1928, 8-0)
Month	.857 (Aug., 2002; 24-4)
	.857 (April, 1981; 18-3)
Homestand (min. 6 games)	1.000 (April 15-21, 2021; 7-0)
	1.000 (August 23-29, 2004; 7-0)
	1.000 (Sept. 3-10, 2001; 7-0)
	1.000 (Sept. 10-16, 1992; 7-0)
	1.000 (May 4-12, 1948; 7-0)
	1.000 (12 times, last: Aug. 4-9, 2020; 6-0)
Roadtrip (min. 6 games)	1.000 (May 9-21, 1931; 11-0)
	1.000 (Aug. 19-28, 2002; 10-0)
	1.000 (April 9-16, 1981; 8-0)
	1.000 (April 5-11, 2013; 6-0)

Lowest Winning Percentage

Season	.235 (1916)
Home	.267 (1915)
Road	.169 (1916)
Shutout Games	.045 (1919, 1-21)
One-Run Games	.256 (1916, 11-32)
Extra Inning Games	.200 (1916, 2-8)
Month	.067 (July, 1916; 2-28)
Homestand (min. 6 games)	.000 (April 14-19, 2023; 0-6)
	.000 (April 29-May 4, 2022; 0-6)
	.000 (Aug. 10-16, 1956; 0-6)
	.000 (July 5-11, 1937; 0-6)
	.000 (Sept. 27-Oct. 2, 1920; 0-6)
Road Trip (min. 6 games)	.000 (17 times. Most losses: 0-9, Sept. 22-Oct. 1, 1995)

Most Players Used

Season	64 (2022)
Pitchers, Season	41 (2023)
Game	30 (vs. Chicago, Sept. 19, 1972; 15 inn.)
Game, Nine Innings	24 (vs. Seattle, Sept. 1, 2018)
	24 (vs. Minnesota Sept. 28, 1972)
	24 (vs. California, Sept. 6, 1966)
Pitchers, Game	9 (vs. Seattle, Sept. 1, 2018, 9 inn.)
	9 (at New York-AL, Sept. 22, 2012; 14 inn.)
	9 (at Boston, June 4, 2011; 14 inn.)
	9 (vs. Seattle, Sept. 20, 1997; 15 inn.)

Fewest Players Used

Season	19 (1905)
Pitchers, Season	7 (1905)

Length of Game

Most Innings	24 (vs. Detroit, July 21, 1945)
	24 (at Boston, Sept. 1, 1906)
Longest Time	6:32 (vs. Los Angeles-AL, April 29, 2013)
Longest Time, Nine Innings	4:31 (at New York-AL, Aug. 25, 2011)
Shortest Game, Nine or more innings (since 1920)	1:05 (vs. Cleveland, August 7, 1925, 2nd Game)

Left On Base

Season, Most	1274 (2004)
Season, Fewest	925 (1957)
Game, Most	21 (at Texas, July 1, 1979; 15 inn.)
	21 (at Detroit, June 17, 1967; 19 inn.)
Nine Inning Game, Most	17 (at Chicago, Sept. 18, 1982)
	17 (at St. Louis, June 12, 1949, G#2)
	17 (at Washington, May 4, 1919)
Extra Inning Game, Fewest	0 (N.Y., June 22, 1929; 14 inn.)

Scoring Margin

Victory	.22 (vs. Detroit, May 18, 1912; 24-2)
Shutout Victory	.17 (at Cleveland, August 12, 2021)
Defeat	.23 (vs. Chicago, April 23, 1955; 6-29)
	.23 (vs. New York, May 24, 1936; 2-25)
Shutout Defeat	.21 (New York, Aug. 13, 1939)
Largest Deficit Overcome to Win	.12 (vs. Cle., June 15, 1925)
Largest Lead Surrendered in Loss	.11 (at St.L., June 17, 1936)

Errors

Season, Most	338 (1915)
Season, Fewest	.72 (2021)
Game, Most	10 (vs. Chicago, July 16, 1902)
Consecutive Games, No Errors	15 (June 25-July 9, 2016)

Most Walks

Season	783 (1949)
Game	16 (vs. Chicago, May 2, 1952) 16 (at St. Louis, June 21, 1948)
Inning (since 1915)	7 (four times, last: vs. Detroit, April 7, 1993; 7th)

Most Strikeouts

Season	1502 (2024)
Game	21 (vs. Tampa Bay, July 30, 2012, 15 inn.)
Game, Nine Innings	19 (at Cleveland, May 30, 2017) 19 (at Seattle, June 24, 1997)
Inning (since 1915)	4 (at St. Louis, Sept. 23, 1922; 4th) 4 (at Cleveland, June 11, 1916; 6th)

Most Hit By Pitch

Season	98 (2021)
Game	5 (at Los Angeles-AL, Aug. 12, 2018) 5 (at Anaheim, June 7, 2001) 5 (at St. Louis, July 17, 1911)
Inning	3 (vs. New York-AL, Aug. 25, 2022; 7th) 3 (at Seattle, Sept. 22, 1996 at Seattle; 5th) 3 (at Minnesota, Sept. 28, 1988; 2nd)

Most Sacrifice Hits

Season	147 (1906)
Game	7 (at St. Louis, June 23, 1935, G#2) 7 (vs. Cleveland, July 15, 1912)

Most Sacrifice Flies (since 1954)

Season	77 (1984)
Game	3 (41 times, last vs. Pittsburgh, April 29, 2024)

Most Grounded Into Double Plays

Season	170 (1950, 2006)
Game	5 (19 times, last vs. San Diego, July 3, 2018)

Most Stolen Bases

Season	341 (1976)
Season, vs. One Team	64 (New York, 1913)
Game	12 (at Minnesota, Aug. 1, 1976)
Game, Steals of Home (since 1915)	2 (four times, last: vs. Kansas City, May 28, 1930)
Inning (since 1915)	5 (at Boston, July 17, 1983; 5th) 5 (vs. Boston, Sept. 12, 1937; 4th)
Consecutive, No Caught Stealing (since 1920)	22 (Oct. 2, 1991-April 10, 1992)

A'S CONSECUTIVE STOLEN BASES WITHOUT A CAUGHT STEALING

22	October 2, 1991-April 10, 1992
22	July 19-August 1, 1983
21	August 11-September 2, 2021
20	April 27-May 15, 2012
19	May 13-27, 1992
18	July 22-August 4, 1998
18	June 18-23, 1976

TEAM PINCH HITTING

Highest Average (since 1915)	345 (1997)
At Bats (since 1915)	246 (1965)
Hits (since 1915)	57 (1997)
Home Runs	8 (1970)
Runs Batted In (since 1920)	44 (1960)
Pinch Hitters Used, Game (since 1955)	10 (vs. Chicago, September 19, 1972; 15 inn.)
Pinch Hitters Used, Nine Inning Game (since 1955)	7 (vs. California, September 6, 1966)

TEAM PITCHING

Earned Run Average

Lowest	1.79 (1910)
Highest	6.08 (1936)

Complete Games

Most	136 (1904)
Fewest	0 (2022, 2023)
Consecutive	31 (July 13-Aug. 14, 1901)

Shutouts

Most	27 (1907, 1909)
Fewest	1 (1919, 1997)
Consecutive	3 (10 times, last: Aug. 28-31, 1996)
Consecutive Shutout Innings	44 (Sept. 13-18, 1966)

A'S CONSECUTIVE SCORELESS INNINGS

44	September 13-18, 1966
39	August 10-14, 1902
37	August 13-17, 1983
36	May 16-19, 1909
35	June 21-28, 1905
34	July 26-30, 1904
32	July 18-21, 1910
31	May 6-10, 1909
30	August 24-28, 1913
29	nine times, last: Sept. 17- 21, 2019

Saves

Most	64 (1988, 1990)
Fewest	13 (1980)

Innings Pitched

Most	14891 (1988)
Fewest	1324 (1938)

Hits

Most, Season	1734 (1997)
Most, Game	33 (at Cleveland, July 10, 1932; 18 inn.)
Most, Nine Inning Game	29 (vs. Chicago, April 23, 1955)
Most, Inning (since 1915)	11 (at New York, Sept. 7, 1942; 6th; 2nd Game) 11 (vs. New York, Sept. 10, 1921; 9th)
Fewest, Season	1069 (1909)

Runs Allowed

Most, Season	1045 (1936)
Most, Game	29 (vs. Chicago, April 23, 1955)
Most, Inning	14 (at Cleveland, June 18, 1950, G#2, 1st inn.) 14 (at Boston, July 4, 1948, 7th inn.)
Fewest, Season	408 (1909)

Earned Runs Allowed

Most	913 (1936)
Fewest	282 (1910)

Walks Allowed

Most, Season	827 (1915)
Most, Season, Intentional	78 (1968)
Most, Game	18 (Detroit, May 9, 1916)
Most, Game, Intentional	.5 (three times, last at California, Aug. 27, 1966)
Fewest, Season	366 (1904)
Fewest, Season, Intentional	11 (2021)

Strikeouts

Most, Season	1332 (2021)
Most, Game	26 (vs. California, July 9, 1971; 20 inn.)
Most, Nine Inning Game	19 (vs. Detroit, Sept. 7, 2019)
Fewest, Season	371 (1924)

Doubles

Most, Season	346 (1997)
Most, Game	11 (vs. Cleveland, July 1, 2018)

Triples

Most, Season	.87 (1921, 1927, 1936)
Most, Game	5 (at St. Louis, August 4, 1922) 5 (vs. Cleveland, May 8, 1922) 5 (at Chicago, July 30, 1916)

Home Runs Allowed

Most, Season	220 (1964)
Most, Game	8 (vs. New York, June 28, 1939)
Most, Inning	5 (vs. Minnesota, June 9, 1966; 7th inn.)
Most Grand Slams, Season	8 (1993, 1999, 2023)
Fewest, Season	8 (1910)
Fewest Grand Slams, Season	0 (17 times, last: 2003)
Consecutive Innings, No HR	856.2 (May 31-September 6, 1910)
Consecutive Innings, No HR (since 1920)	196.2 (May 21-June 12, 1926)

A'S CONSECUTIVE HOMERLESS INNINGS

136.2	June 19 to July 4, 1974
96.0	June 23 to July 4, 1999
95.0	September 21, 1975 to April 11, 1976
92.0	July 28 to August 6, 1970
91.2	April 11 to 21, 1971
88.0	August 1 to 9, 1966
83.1	April 25 to May 9, 1967
83.0	June 24 to July 2, 1978
81.0	April 17-29, 1961
80.0	May 9 to 20, 1977

(since 1961...expansion era)

Hit Batters

Most, Season	100 (2023)
Most, Game	5 (at Detroit, Aug. 11, 1965, G#2)
Fewest, Season	9 (1931)

Wild Pitches

Most, Season	86 (2018)
Most, Game	5 (at Seattle, July 23, 2021) 5 (at Chicago, June 7, 1937)
Fewest, Season	13 (1946)

Balks

Most, Season	76 (1988)
Most, Season (excluding 1988)	19 (1986)
Most, Game	5 (at Seattle, April 13, 1988)
Most, Game (excluding 1988)	.2 (14 times, last: Aug. 4, 1988 vs. New York, 2nd Game)
Fewest, Season	0 (1901, 1928)

INDIVIDUAL BATTING

Highest Batting Average

Career	.356 (Al Simmons, 1924-32, 40-41, 44)
Season, Right Hander	.426 (Nap Lajoie, 1901)
Season, Left Hander	.365 (Eddie Collins, 1911)
Season, Switch Hitter	.303 (Dave Philley, 1953)
Season, Pinch Hitter (min. 30 ab)	.452 (Elmer Valo, 1955)
Season, Designated Hitter	.328 (Erubiel Durazo, 2004)
Season, Rookie	.334 (Socks Seybold, 1901)

Highest Slugging Percentage

Career	.640 (Jimmie Foxx, 1925-35)
Season, Right Hander	.749 (Jimmie Foxx, 1932)
Season, Left Hander	.660 (Jason Giambi, 2001)
Season, Right Hitter	.493 (Nick Swisher, 2006)
Season, Rookie	.618 (Mark McGwire, 1997)

Highest On-Base Percentage

Career	.440 (Jimmie Foxx, 1925-35)
Season, Left Hander	.477 (Jason Giambi, 2001)
Season, Right Hander	.469 (Jimmie Foxx, 1932)
Season, Switch Hitter	.381 (Nick Swisher, 2007)
Season, Rookie	.414 (Ferris Fain, 1947)

Most Games Played

Career	1795 (Bert Campaneris, 1964-76)
Season	162 (13 times, last: Marcus Semien, 2019)
Season, Rookie	160 (Phil Garner, 1975)
Consecutive	.594 (Miguel Tejada, June 2, 2000-Sept. 28, 2003)

A'S CONSECUTIVE GAMES PLAYED

594	Miguel Tejada (June 2, 2000-September 28, 2003)
456	Terrence Long (July 13, 2000-June 4, 2003)
454	Doc Cramer (April 12, 1933-Sept. 29, 1935)
447	Lave Cross (April 23, 1902-May 8, 1905)
394	Al Simmons (April 15, 1924-July 20, 1926)
359	Jimmy Dykes (July 5, 1920-August 26, 1922)
347	Alfredo Griffin (April 9, 1985-April 30, 1987)
333	Socks Seybold (August 21, 1901-May 14, 1904)
311	Monte Cross (April 23, 1902-June 1, 1904)
308	Eddie Collins (Oct. 7, 1908-Oct. 4, 1910)

Most At Bats

Career	7180 (Bert Campaneris, 1964-76)
Season	670 (Al Simmons, 1932)
Season, Rookie	611 (Dick Howser, 1961)
Game	11 (Irv Hall vs. Detroit, July 21, 1945)

Most Runs

Career	1270 (Rickey Henderson, 1979-84, 89-95, 98)
Season	152 (Al Simmons, 1930)
Season, Rookie	108 (Dick Howser, 1961)
Game	5 (11 times, last: Luis Polonia at Kansas City, Sept. 9, 1988)

Most Hits

Career	1882 (Bert Campaneris, 1964-76)
Season, Right Hander	253 (Al Simmons, 1925)
Season, Left Hander	214 (Doc Cramer, 1935)
Season, Switch Hitter	188 (Dave Philley, 1953)
Season, Pinch Hitter (since 1955)	15 (Enos Slaughter, 1955)
Season, Rookie	183 (Al Simmons, 1924)
Game	6 (Joe DeMaestri at Detroit, July 8, 1955; 11 inn.) 6 (Roger Cramer vs. Detroit, July 13, 1935) 6 (Bob Johnson vs. Chi., June 16, 1934; G#2, 11 inn.) 6 (Jimmie Foxx at Cleveland, July 10, 1932; 18 inn.) 6 (Roger Cramer at Chicago, June 20, 1932) 6 (Jimmie Foxx vs. Wash., May 30, 1930; G#1, 13 inn.) 6 (Danny Murphy at Boston, July 8, 1902)
Consecutive	8 (nine times, last: Shea Langeliers, Aug. 10-13, 2024)
Hitting Streak	29 (Billy Lamar, May 30-June 29, 1925)
Consecutive Games Reaching Base	62 (Mark McGwire, Sept. 16, 1995-June 18, 1996)
Consecutive At Bats, No Hits	43 (Rube Vickers, Aug. 4, 1908-June 14, 1909)

A'S MOST RECENT FIVE-HIT GAMES

JJ Bleday at Cincinnati, August 29, 2024
Jace Peterson at Pittsburgh, June 6, 2023
Josh Donaldson at Chicago (AL), September 9, 2014
Hideki Matsui at New York (AL), July 24, 2011
Ryan Sweeney vs. Cleveland, May 5, 2011
Adam Kennedy vs. Chicago (AL), August 15, 2009
Mark Ellis at Baltimore, August 10, 2009
Adam Kennedy at Boston, July 28, 2009
Eric Chavez at Atlanta, June 12, 2005
Mark Kotsay vs. Seattle, April 30, 2005

A'S CONSECUTIVE HITLESS AT BATS

43 *Rube Vickers, Aug. 4, 1908-June 14, 1909
42 Tim Thompson, July 24-August 19, 1957
41 *Lew Krausse, June 23, 1961-July 8, 1966
41 *Byron Houck, July 13-Sept. 19, 1912
40 Jose Canseco, August 8-23, 1986
40 *Slim Harris, Sept. 10, 1922-June 22, 1923
39 Coco Crisp, Sept. 26, 2014-May 13, 2015
38 Dan Meyer, May 24-June 12, 1983
38 *Chuck Dobson, July 24, 1970-May 2, 1971
36 Joe Wallis, September 26, 1978-April 16, 1979

*indicates pitcher

Multiple Hit Games

Career	551 (Al Simmons, 1924-32, 40-41, 44)
Season	85 (Al Simmons, 1925)
Season, Rookie	56 (Al Simmons, 1924)
Season, Five-Hit Games	3 (Al Simmons, 1932)
Season, Four-Hit Games	10 (Al Simmons, 1930)
Season, Three-Hit Games	33 (Nap Lajoie, 1901)

Most Singles

Career	1472 (Bert Campaneris, 1964-76)
Season	174 (Al Simmons, 1925)
Season, Rookie	135 (Al Simmons, 1924)
Game	6 (Joe DeMaestri at Detroit, July 8, 1955; 11 inn.) 6 (Roger Cramer at Chicago, June 20, 1932)

Most Doubles

Career	365 (Jimmy Dykes, 1918-32)
Season	53 (Al Simmons, 1926)
Season, Rookie	44 (Bob Johnson, 1933)
Game	4 (Frankie Hayes at Cleveland, July 25, 1936)

Most Triples

Career	102 (Danny Murphy, 1902-13)
Season	21 (Frank Baker, 1912)
Season, Rookie	19 (Frank Baker, 1909)
Game	3 (Bert Campaneris vs. Cleveland, Aug. 29, 1967; 10 inn.)

Most Home Runs

Career	363 (Mark McGwire, 1986-97)
Career, Pinch Hit	6 (Chad Pinder, 2016-22)
Career, Designated Hitter	98 (Dave Kingman, 1984-86)
Career, Grand Slams	9 (Mark McGwire, 1986-97) 9 (Gus Zernial, 1951-57) 9 (Sam Chapman, 1938-41, 45-51) 9 (Jimmie Foxx, 1925-35)
Career, Inside The Park	23 (Danny Murphy, 1902-13)
Career, Leadoff	43 (Rickey Henderson, 1979-84, 89-95, 98)
Season, Right Hander	58 (Jimmie Foxx, 1932)
Season, Left Hander	47 (Reggie Jackson, 1969)
Season, Switch Hitter	35 (Nick Swisher, 2006)
Season, Pinch Hitter	4 (Jeff Burroughs, 1982)
Season, Designated Hitter	46 (Khris Davis, 2018)
Season, Grand Slams	4 (Jason Giambi, 2000)
Season, Inside The Park	5 (Danny Murphy, 1911)
Season, Leadoff	7 (Rickey Henderson, 1993)
Season, Rookie	49 (Mark McGwire, 1987)
Season, Home	31 (Jimmie Foxx, 1933) 31 (Jimmie Foxx, 1932)
Season, Road	28 (Mark McGwire, 1996) 28 (Jose Canseco, 1991) 28 (Mark McGwire, 1987)
Month	15 (Bob Johnson, June, 1934) 15 (Mark McGwire, May, 1987)
Game	5 (3 times, last: Lawrence Butler at Cincinnati, Aug. 29, 2024)
Game, Both Sides of Plate	nine times, last: Coco Crisp at New York-AL, Aug. 24, 2011
Two Consecutive Games	5 (Josh Reddick, Aug. 9-10, 2013) 5 (Mark McGwire, June 10-11, 1995) 5 (Mark McGwire, June 27-28, 1987)
Inning	2 (Mark McGwire at Seattle, Sept. 22, 1996; 5th inn.)
Consecutive Games With Home Run	6 (Frank Thomas, Sept. 5-11, 2006)
Consecutive At Bats With Home Run	4 (Jimmie Foxx vs. Washington and N.Y., June 7-8, 1933) (Mike Epstein vs. Washington, June 15-16, 1971)
Home Run, First Major League At Bat	5 (Terry Steinbach, Sept. 12, 1986 at Cleveland) (Joe Keough, Aug. 7, 1968 at New York, G#2) (Bert Campaneris, July 23, 1964 vs. Minnesota) (Gene Hasson, Sept. 9, 1937 vs. Washington, G#1) (Ace Parker, April 30, 1937 vs. Boston)
Consecutive At Bats, No Home Runs	1904 (Irv Hall, April 20, 1943-Sept. 26, 1946)

A'S CONSECUTIVE HOMERLESS AT BATS

837	Walt Weiss, April 26, 1990 to October 4, 1992
740	Jason Kendall, April 4, 2005 to May 31, 2006
720	Bill North, July 20, 1974 to Sept. 27, 1975
690	Willie Wilson, April 11, 1991 to October 4, 1992
619	Jason Kendall, June 1, 2006 to June 13, 2007
617	Bert Campaneris, July 30, 1975 to Sept. 10, 1976
600	Alfredo Griffin, June 21, 1985 to June 11, 1986
568	Mario Guerrero, July 6, 1978 to June 18, 1980
504	Mike Hershberger, August 13, 1965 to July 27, 1966
459	Bert Campaneris, August 2, 1966 to June 15, 1967

(since 1961...expansion era)

Most Runs Batted In (since 1920)

Career	1178 (Al Simmons, 1924-32, 40-41, 44)
Season, Right Hander	169 (Jimmie Foxx, 1932)
Season, Left Hander	137 (Jason Giambi, 2000)
Season, Switch Hitter	101 (Ruben Sierra, 1993)
Season, Pinch Hitter (since 1955)	15 (Enos Slaughter, 1955)
Season, Designated Hitter	118 (Khris Davis, 2018)
Season, Rookie	118 (Mark McGwire, 1987)
Game	10 (Reggie Jackson at Boston, June 14, 1969)
Inning	6 (Matt Stairs vs. California, July 5, 1996; 1st inn.) 6 (Joe Astroth at Washington, Sept. 23, 1950; 6th inn.) 6 (Bob Johnson at Chicago, Aug. 29, 1937; 1st inn.)
Consecutive Games With RBI	14 (Tris Speaker, May 16-30, 1928)

Most Total Bases

Career	2998 (Al Simmons, 1924-32, 40-41, 44)
Season	438 (Jimmie Foxx, 1932)
Season, Rookie	344 (Mark McGwire, 1987)
Game	16 (Jimmie Foxx at Cleveland, July 10, 1932; 18 inn.)
Game, Nine Innings	14 (Harold Baines vs. Balt., May 7, 1991) 14 (Joe Hauser at Cleveland, August 2, 1924)

Most Extra Base Hits

Career	655 (Al Simmons, 1924-32, 40-41, 44)
Season	100 (Jimmie Foxx, 1932)
Season, Rookie	81 (Mark McGwire, 1987)
Game	4 (18 times, last: Ryon Healy vs. Wash., June 3, 2017)

Most Walks

Career	1227 (Rickey Henderson, 1979-84, 89-95, 98)
Career, Intentional	84 (Reggie Jackson, 1967-75, 87)
Season	149 (Eddie Joost, 1949)
Season, Rookie	95 (Ferris Fain, 1947)
Season, Intentional	24 (Jason Giambi, 2001)
Game	5 (eight times, last: Matt Chapman at Cleveland, August 12, 2021)
Consecutive	7 (Jose Canseco, Aug. 4-5, 1992)

Most Strikeouts

Career	1226 (Reggie Jackson, 1967-75, 87)
Season	202 (Matt Chapman, 2021)
Season, Rookie	175 (Jose Canseco, 1986)
Game	5 (12 times, last: Matt Chapman vs. Houston, Sept. 24, 2021)
Two Consecutive Games	8 (five times, last: Matt Chapman, Sept. 4-5, 2020)
Consecutive Plate Appearances, No Strikeouts (since 1915)	255 (Mickey Cochrane, June 1-Aug. 6, 1929)

A'S CONSECUTIVE PLATE APPEARANCES WITHOUT A STRIKEOUT

137	Felipe Alou, April 27-June 3, 1970
106	Jesus Alou, June 17-Aug. 21, 1974
88	Tony Kemp, Aug. 17-Sept. 24, 2021
88	Danny Cater, April 16-May 10, 1969
87	Joe Nosske, July 10-Sept. 14, 1966
85	Garry Hancock, June 5-July 23, 1983
85	Dick Howser, April 19-May 6, 1962
84	Ted Kubiak, June 20-July 9, 1969
83	Wayne Causey, July 7-July 25, 1965
79	Mike Bordick, Aug. 25-Sept. 20, 1996

(since 1961...expansion era)

Most Hit By Pitch

Career	87 (Jimmy Dykes, 1918-32)
Season	27 (Mark Canha, 2021)
Season, Rookie	16 (Estuary Ruiz, 2023)
Game	2 (69 times, last: Estuary Ruiz vs. Baltimore, August 19, 2023)

Most Sacrifice Hits

Career	188 (Jimmy Dykes, 1918-32)
Season	34 (Simon Nicholls, 1907)
Season, Rookie	34 (Simon Nicholls, 1907)
Game	3 (nine times, last: Ned Garver at Det., Sept. 23, 1960)

Most Sacrifice Flies (since 1954)

Career	59 (Mark McGwire, 1986-97)
Season	14 (Dave Kingman, 1984)
Season, Rookie	12 (Leo Posada, 1961)
Game	2 (32 times, last: Stephen Vogt at Tampa Bay, May 24, 2015)

Most Grounded Into Double Plays (since 1940)

Career	158 (Pete Suder, 1941-55)
Season	32 (Ben Grieve, 2000)
Season, Rookie	28 (George Kell, 1944)
Game	3 (Harry Simpson vs. Wash., June 12, 1957, G#2) 3 (Benny McCoy vs. Washington, May 25, 1941)

ATHLETICS WHO HAVE HIT FOR THE CYCLE

Nap Lajoie at Cleveland, July 30, 1901
 Danny Murphy vs. St. Louis, August 25, 1910
 Frank Baker at New York, July 3, 1911 (second game)
 Mickey Cochrane at Washington, July 22, 1932
 Mickey Cochrane at New York, August 2, 1933
 Pinky Higgins at Washington, August 6, 1933
 Jimmie Foxx at Cleveland, August 14, 1933
 Doc Cramer at New York, June 10, 1934

Sam Chapman at St. Louis, May 5, 1939
 Elmer Valo at Chicago, August 2, 1950
 Tony Phillips at Baltimore, May 16, 1986
 Mike Blowers at Chicago, May 18, 1998
 Eric Chavez vs. Baltimore, June 21, 2000
 Miguel Tejada at Seattle, September 29, 2001
 Eric Byrnes at San Francisco, June 29, 2003
 Mark Ellis vs. Boston, June 4, 2007

Most Stolen Bases

Career	867 (Rickey Henderson, 1979-84, 89-95, 98)
Season	130 (Rickey Henderson, 1982)
Season, Rookie	67 (Esteury Ruiz, 2023)
Game	6 (Eddie Collins at St. Louis, Sept. 22, 1912; G#1) 6 (Eddie Collins at Detroit, Sept. 11, 1912)
Consecutive	36 (Coco Crisp, July 16, 2011-June 19, 2012)

A'S CONSECUTIVE STOLEN BASES WITH NO CAUGHT STEALING

36	Coco Crisp, July 16, 2011-June 19, 2012
28	Stan Javier, May 31-October 1, 1995
26	Mitchell Page, April 10-August 13, 1977
26	Bert Campaneris, July 10-September 11, 1976
25	Don Baylor, May 7-June 22, 1976
24	Coco Crisp, July 24-Sept. 13, 2010
24	Rickey Henderson, July 15-August 21, 1989
24	Davey Lopes, July 11, 1983-June 26, 1984
23	Starling Marte, July 29-September 15, 2021
22	Rickey Henderson, July 12-August 2, 1983

Most Caught Stealing (since 1920)

Career	219 (Rickey Henderson, 1979-84, 89-95, 98)
Season	42 (Rickey Henderson, 1982)
Season, Rookie	21 (Mike Edwards, 1978)
Game	3 (Rickey Henderson at California, July 27, 1982) 3 (Joe Hauser vs. St. Louis, Aug. 18, 1922)

INDIVIDUAL PITCHING

Most Games Won

Career	284 (Eddie Plank, 1901-14)
Season, Right Hander	31 (Jack Coombs, 1910)
Season, Left Hander	31 (Lefty Grove, 1931)
Season, Rookie	20 (Alex Kellner, 1949) 20 (Scott Perry, 1918)
Consecutive	16 (Lefty Grove, June 8-Aug. 19, 1931)

A'S RECENT 20-GAME WINNERS

Pitcher	Year	W-L	Pct.
Barry Zito	2002	23-5	.821
Mark Mulder	2001	21-8	.724
Tim Hudson	2000	20-6	.769
Dave Stewart	1990	22-11	.667
Bob Welch	1990	27-6	.818
Dave Stewart	1989	21-9	.700
Dave Stewart	1988	21-12	.636
Dave Stewart	1987	20-13	.606
Mike Norris	1980	22-9	.710
Vida Blue	1975	22-11	.667

Most Games Lost

Career	162 (Eddie Plank, 1901-14)
Season, Right Hander	25 (Scott Perry, 1920)
Season, Left Hander	20 (Alex Kellner, 1950)
Season, Rookie	23 (Elmer Myers, 1916)
Consecutive	19 (Jack Nabors, April 28-Sept. 28, 1916)

Most Saves (since 1969)

Career	320 (Dennis Eckersley, 1987-95)
Season, Right Hander	51 (Dennis Eckersley, 1992)
Season, Left Hander	22 (Sean Doolittle, 2014)
Season, Rookie	28 (Mason Miller, 2024)
Consecutive Saves	44 (Grant Balfour, May 5, 2012-July 22, 2013)

A'S CONSECUTIVE SAVES

44	Balfour, May 5, 2012-July 22, 2013
40	Eckersley, Sept. 15, 1991-August 7, 1992
27	Bailey, June 17, 2009-May 8, 2010
21	Street, July 19, 2005-April 15, 2006
21	Eckersley, Sept. 28, 1989-June 10, 1990
21	Grant, May 1-August 14, 1970
20	Treinen, April 22-July 9, 2018
19	Eckersley, June 15-August 24, 1990
18	Eckersley, May 2-July 4, 1995
17	Eckersley, Sept. 15, 1987-May 9, 1988

Lowest Earned Run Average (since 1913)

Career	2.88 (Lefty Grove, 1925-33)
Season	1.82 (Vida Blue, 1971)
Season, Rookie	1.98 (Scott Perry, 1918)

Most Games

Career	525 (Dennis Eckersley, 1987-95)
Season	84 (Billy Koch, 2002)
Season, Rookie	71 (Ryan Cook, 2012) 71 (Aaron Small, 1997)

Most Games Started

Career	459 (Eddie Plank, 1901-14)
Season	46 (Rube Waddell, 1904)
Season, Rookie	36 (Scott Perry, 1918)

Most Complete Games

Career	362 (Eddie Plank, 1901-14)
Season	39 (Rube Waddell, 1904)
Season, Rookie	31 (Elmer Myers, 1916)
Consecutive	22 (Rick Langford, May 23-Sept. 12, 1980)
Consecutive Won	11 (Bobby Shantz, April 30-June 19, 1952)

Most Shutouts

Career	59 (Eddie Plank, 1901-14)
Season	13 (Jack Coombs, 1910)
Season, Rookie	7 (Harry Krause, 1909)
Consecutive	4 (Jack Coombs, Sept. 9-21, 1910)
Consecutive Scoreless Innings	53.0 (Jack Coombs, Sept. 5-25, 1910)

Most Innings Pitched

Career	3860.2 (Eddie Plank, 1901-14)
Season	383 (Rube Waddell, 1904)
Season, Rookie	332.1 (Scott Perry, 1918)
Game	24 (Jack Coombs at Boston, Sept. 1, 1906)

Hits

Career, Most	3438	(Eddie Plank, 1901-14)
Season, Most	360	(Jack Coombs, 1911)
Season, Rookie	295	(Scott Perry, 1918)
Season, Low-Hit Games (0,1,2)	3	(four times, last: Ron Darling, 1992)
Game, Most	29	(Eddie Rommel at Cleveland, July 10, 1932)
Game, Most, Nine Innings	26	(Hod Lisenbee at Chicago, Sept. 11, 1936)
Game, Fewest	0	(16 times, 14 complete)
Consecutive Games, Fewest	3	(Bobby Witt, June 23-28, 1994)

Most Runs

Career	1374	(Eddie Plank, 1901-14)
Season	169	(Elmer Myers, 1916)
Season, Rookie	169	(Elmer Myers, 1916)
Game	20	(Tom Sheehan at Washington, Sept. 29, 1915; G#2)

Most Earned Run (since 1913)

Career	1006	(Eddie Rommel, 1920-32)
Season	146	(George Earnshaw, 1930)
Season, Rookie	130	(Buck Ross, 1936)
Game	15	(Win Noyes vs. Boston, Sept. 15, 1919)

Most Walks

Career	913	(Eddie Plank, 1901-14)
Season	168	(Elmer Myers, 1916)
Season, Rookie	168	(Elmer Myers, 1916)
Game	16	(Bruno Haas vs. New York, June 23, 1915)
Consecutive Innings, No Walks	83.0	(Bill Fischer, Aug. 3-Sept. 30 1962)

A'S CONSECUTIVE INNINGS, NO WALKS

83.0	Bill Fischer, Aug. 3-Sept. 30, 1962
50.1	Dennis Eckersley, Aug. 17, 1989-June 12, 1990
33.0	Sean Doolittle, Sept. 1, 2013-May 20, 2014
32.0	Bartolo Colon, Aug. 18, 2012-April 23, 2013
31.0	Dennis Eckersley, Sept. 19, 1990-June 3, 1991
30.2	Sean Manaea, July 10-Aug. 2, 2016
30.0	Lefty Grove, August 15-29, 1931
30.0	Eddie Rommel, Sept. 18, 1928-May 20, 1929
30.0	Bob Hasty, June 15-July 1, 1921
29.1	Jack Quinn, September 21, 1925-May 4, 1926

(since 1912)

Most Strikeouts

Career	1985	(Eddie Plank, 1901-14)
Season	349	(Rube Waddell, 1904)
Season, Rookie	182	(Elmer Myers, 1916)
Season, 10 strikeout games	12	(Rube Waddell, 1904)
Game	18	(Jack Coombs at Chicago, Aug. 4, 1910; 16 inn.) 18 (Jack Coombs at Boston, Sept. 1, 1906; 24 inn.)
Game, Nine Innings	16	(Jose Rijo at Seattle, April 19, 1986)
Two Consecutive Games	30	(Jose Rijo, April 29-24, 1986)
Inning	4	(Ryan Dull, April 17, 2018 vs. Chicago-AL; 8th inn.) 4 (Ryan Cook, April 27, 2012 at Baltimore; 8th inn.) 4 (Erik Hiljus, June 30, 2001 at Texas; 7th inn.) 4 (Blake Stein, July 27, 1998 at Tampa Bay; 4th inn.)

Most Home Runs

Career	261	(Jim Hunter, 1965-74)
Season	40	(Orlando Peña, 1964)
Season, Rookie	28	(Jharel Cotton, 2017)
Game	6	(George Caster vs. Boston, Sept. 24, 1940)
Consecutive Innings, No Home Runs	687.2	(Cy Morgan, September 7, 1909-July 14, 1912)
Consecutive Innings, No Home Runs (since 1920)	192.0	(Slim Harriss, June 27, 1925 to June 2, 1926)

A'S CONSECUTIVE INNINGS, NO HOME RUNS

192.0	Slim Harriss, June 27, 1925-June 2, 1926
147.1	Howard Ehmke, June 21, 1926-April 13, 1927
137.0	Vida Blue, May 2-August 1, 1976
132.1	Jack Quinn, June 20-September 28, 1928
128.1	Russ Christopher, Aug. 16, 1944-May 24, 1945
120.2	Fred Heimach, July 7, 1924-June 12, 1925
108.1	Mike Norris, September 2, 1979-June 6, 1980
106.1	Roy Moore, June 9-September 13, 1921
101.1	Lefty Grove May 5-July 8, 1927
100.2	Joe Berry, May 29, 1944-April 19, 1945

(since 1920...live ball era)

Most Hit Batters

Career	185	(Eddie Plank, 1901-14)
Season	32	(Chick Fraser, 1901)
Season, Rookie	25	(Chief Bender, 1903)
Game	4	(Byron Houck vs. Boston, Oct. 4, 1912) 4 (Weldon Henley at Washington, April 15, 1904)

Most Wild Pitches

Career	87	(John Odom, 1964-75)
Season	22	(Mike Moore, 1992)
Season, Rookie	16	(Stu Flythe, 1936)
Game	4	(Stan Bahnsen vs. Cal., July 5, 1975) 4 (George Turbeville at Chicago, June 7, 1937) 4 (Al Kellogg at Cleveland, Sept. 29, 1908, G#2)

ATHLETICS CAREER BATTING LEADERS

Batting Average

1. Al Simmons	.356
2. Jimmie Foxx	.339
3. Eddie Collins	.337
4. Mickey Cochrane	.321
5. Home Run Baker	.321
6. Stuffy McInnis	.313
7. Bing Miller	.311
8. Doc Cramer	.308
9. Wally Moses	.307
10. Sammy Hale	.305

(Min. 2500 plate appearances)

On-Base Percentage

1. Jimmie Foxx	.440
2. Ferris Fain	.426
3. Max Bishop	.423
4. Eddie Collins	.423
5. Mickey Cochrane	.412
6. Rickey Henderson	.409
7. Jason Giambi	.406
8. Elmer Valo	.403
9. Al Simmons	.398
10. Bob Johnson	.395

(Min. 2500 plate appearances)

Slugging Percentage

1. Jimmie Foxx	.640
2. Al Simmons	.584
3. Mark McGwire	.551
4. Jason Giambi	.531
5. Bob Johnson	.520
6. Jose Canseco	.507
7. Reggie Jackson	.496
8. Khris Davis	.493
9. Mickey Cochrane	.490
10. Gus Zernial	.489

(Min. 2500 plate appearances)

OPS

1. Jimmie Foxx	1.079
2. Al Simmons	.983
3. Jason Giambi	.938
4. Mark McGwire	.931
5. Bob Johnson	.915
6. Mickey Cochrane	.902
7. Eddie Collins	.860
8. Jose Canseco	.851
9. Reggie Jackson	.851
10. Home Run Baker	.845

(Min. 2500 plate appearances)

Games

1. Bert Campaneris	1795
2. Rickey Henderson	1704
3. Jimmie Dykes	1702
4. Sal Bando	1468
5. Bob Johnson	1459
6. Pete Suder	1421
7. Harry Davis	1413
8. Danny Murphy	1412
9. Bing Miller	1361
Elmer Valo	1361

At Bats

1. Bert Campaneris	7180
2. Rickey Henderson	6140
3. Jimmy Dykes	6023
4. Bob Johnson	5428
5. Harry Davis	5367
6. Sal Bando	5145
7. Danny Murphy	5138
8. Al Simmons	5130
9. Pete Suder	5085
10. Eric Chavez	4783

Runs

1. Rickey Henderson	1270
2. Bob Johnson	997
3. Bert Campaneris	983
4. Jimmie Foxx	975
5. Al Simmons	969
6. Max Bishop	882
7. Jimmy Dykes	881
8. Mickey Cochrane	823
9. Harry Davis	811
10. Mark McGwire	773

Hits

1. Bert Campaneris	1882
2. Al Simmons	1827
3. Rickey Henderson	1768
4. Jimmy Dykes	1705
5. Bob Johnson	1617
6. Harry Davis	1500
7. Jimmie Foxx	1492
8. Danny Murphy	1489
9. Bing Miller	1480
10. Carney Lansford	1317
Mickey Cochrane	1317

Doubles

1. Jimmy Dykes	365
2. Al Simmons	348
3. Harry Davis	319
4. Bob Johnson	307
5. Bing Miller	292
6. Rickey Henderson	289
7. Eric Chavez	282
8. Danny Murphy	279
9. Wally Moses	274
10. Bert Campaneris	270

Triples

1. Danny Murphy	102
2. Al Simmons	98
3. Home Run Baker	88
4. Eddie Collins	84
5. Harry Davis	82
6. Jimmie Foxx	79
7. Rube Oldring	75
8. Topsy Hartsel	74
9. Bing Miller	74
10. Jimmy Dykes	73

Home Runs

1. Mark McGwire	363
2. Jimmie Foxx	302
3. Reggie Jackson	269
4. Jose Canseco	254
5. Bob Johnson	252
6. Eric Chavez	230
7. Al Simmons	209
8. Jason Giambi	198
9. Sal Bando	192
10. Gus Zernial	191

Runs Batted In

1. Al Simmons	1179
2. Jimmie Foxx	1075
3. Bob Johnson	1040
4. Mark McGwire	941
5. Sal Bando	796
6. Jose Canseco	793
7. Eric Chavez	787
8. Reggie Jackson	776
9. Bing Miller	762
10. Jimmy Dykes	748

(Since 1920)

Walks

1. Rickey Henderson	1227
2. Max Bishop	1046
3. Bob Johnson	853
4. Mark McGwire	847
5. Elmer Valo	820
6. Sal Bando	792
7. Jimmie Foxx	781
8. Eddie Joost	768
9. Topsy Hartsel	733
10. Dwayne Murphy	694

Strikeouts

1. Reggie Jackson	1226
2. Jose Canseco	1096
3. Mark McGwire	1043
4. Bert Campaneris	933
5. Eric Chavez	922
6. Rickey Henderson	915
7. Dwayne Murphy	883
8. Dick Green	785
9. Khris Davis	723
10. Jimmy Dykes	706

Hit By Pitches

1. Jimmy Dykes	93
2. Mark Canha	80
3. Sal Bando	62
Reggie Jackson	62
5. Bing Muller	58
6. Jason Giambi	55
Rickey Henderson	55
Bert Campaneris	55
9. Miguel Tejada	54
10. Carney Lansford	53

Stolen Bases

1. Rickey Henderson	867
2. Bert Campaneris	566
3. Eddie Collins	373
4. Bill North	232
5. Harry Davis	223
6. Topsy Hartsel	196
7. Rube Oldring	187
8. Danny Murphy	185
9. Home Run Baker	172
10. Coco Crisp	169

Total Bases

1. Al Simmons	2998
2. Bob Johnson	2824
3. Jimmie Foxx	2813
4. Rickey Henderson	2640
5. Bert Campaneris	2502
6. Jimmy Dykes	2474
7. Mark McGwire	2451
8. Reggie Jackson	2323
9. Eric Chavez	2288
10. Bing Miller	2202

Extra Base Hits

1. Al Simmons	655
2. Jimmie Foxx	638
3. Bob Johnson	631
4. Mark McGwire	563
5. Eric Chavez	532
6. Reggie Jackson	530
7. Jimmy Dykes	524
8. Rickey Henderson	497
9. Harry Davis	470
10. Bing Miller	460

ATHLETICS CAREER PITCHING LEADERS

Games	Games Started	Complete Games	Shutouts
1. Dennis Eckersley 525	1. Eddie Plank 458	1. Eddie Plank 362	1. Eddie Plank 59
2. Eddie Plank 524	2. Catfish Hunter 340	2. Chief Bender 228	2. Rube Waddell 37
3. Rollie Fingers 502	3. Chief Bender 288	3. Lefty Grove 179	3. Chief Bender 36
4. Eddie Rommel 501	4. Lefty Grove 267	4. Rube Waddell 168	4. Catfish Hunter 31
5. Paul Lindblad 479	5. Rube Walberg 266	5. Eddie Rommel 145	5. Vida Blue 28
6. Rube Walberg 412	6. Vida Blue 262	6. Jack Coombs 135	Jack Coombs 28
7. Lefty Grove 402	7. Eddie Rommel 249	7. Rube Walberg 125	7. Lefty Grove 20
8. Rick Honeycutt 387	8. Dave Stewart 245	8. Catfish Hunter 116	8. Eddie Rommel 18
9. Chief Bender 385	9. Alex Kellner 239	9. Vida Blue 105	9. Jimmy Dygert 16
10. Catfish Hunter 363	10. Barry Zito 224	10. Alex Kellner 95	10. Bullet Joe Bush 15
			Rube Walberg 15

Wins	Losses	Saves	Innings Pitched
1. Eddie Plank 284	1. Eddie Plank 162	1. Dennis Eckersley 320	1. Eddie Plank 3860.2
2. Lefty Grove 195	2. Eddie Rommel 119	2. Rollie Fingers 136	2. Chief Bender 2602.0
3. Chief Bender 193	3. Rube Walberg 114	3. Billy Taylor 100	3. Eddie Rommel 2557.0
4. Eddie Rommel 171	4. Catfish Hunter 113	4. Huston Street 94	4. Catfish Hunter 2456.1
5. Catfish Hunter 161	5. Alex Kellner 108	5. Andrew Bailey 75	5. Lefty Grove 2401.0
6. Rube Walberg 134	6. Rick Langford 105	Jason Irisinghausen 75	6. Rube Walberg 2186.2
7. Rube Waddell 131	7. Chief Bender 102	7. Blake Treinen 67	7. Vida Blue 1945.2
8. Vida Blue 124	8. Slim Harriss 93	8. Grant Balfour 64	8. Rube Waddell 1869.1
9. Dave Stewart 119	9. Vida Blue 86	9. Jay Howell 61	9. Alex Kellner 1730.1
10. Jack Coombs 115	10. Rollie Naylor 83	10. Keith Foulke 44	10. Dave Stewart 1717.1
		Billy Koch 44	

(Since 1969)

Walks	Strikeouts	ERA	Winning Percentage
1. Eddie Plank 913	1. Eddie Plank 1985	1. Lefty Grove 2.88	1. Lefty Grove 195-79 .712
2. Rube Walberg 853	2. Rube Waddell 1576	2. Rollie Fingers 2.91	2. Tim Hudson 92-39 .702
3. Lefty Grove 740	3. Chief Bender 1536	3. Ken Holtzman 2.92	3. Mark Mulder 81-42 .659
4. Blue Moon Odom 732	4. Lefty Grove 1523	4. Vida Blue 2.95	4. Chief Bender 193-102 .654
5. Eddie Rommel 724	5. Catfish Hunter 1520	5. Scott Perry 3.01	5. Eddie Plank 284-162 .637
6. Alex Kellner 717	6. Vida Blue 1315	6. Catfish Hunter 3.13	6. Jack Coombs 115-67 .632
7. Catfish Hunter 687	7. Dave Stewart 1152	7. Jesse Flores 3.15	7. George Earnshaw 98-58 .628
8. Phil Marchildon 682	8. Barry Zito 1098	8. Bullet Joe Bush 3.15	8. Barry Zito 102-63 .618
9. Dave Stewart 655	9. Rube Walberg 907	9. Paul Lindblad 3.29	9. Bob Welch 96-60 .615
10. Vida Blue 617	10. Tim Hudson 899	10. Tim Hudson 3.30	10. Rube Waddell 131-82 .615

(Since 1913...min. 750 innings pitched)

(Min. 100 decisions)

A'S CAREER LEADERS BY CITY

Batting	Philadelphia (1901-54)	Kansas City (1955-67)	Oakland (1968-2024)
Batting Average	.356 Al Simmons	.299 Vic Power	.300 Jason Giambi
OPS	1.079 Jimmie Foxx	.851 Bob Cerv	.938 Jason Giambi
Games	1702 Jimmy Dykes	726 Ed Charles	1704 Rickey Henderson
Runs	997 Bob Johnson	361 Jerry Lumpe	1270 Rickey Henderson
Hits	1827 Al Simmons	775 Jerry Lumpe	1768 Rickey Henderson
Doubles	365 Jimmy Dykes	119 Jerry Lumpe	289 Rickey Henderson
Triples	102 Danny Murphy	34 Jerry Lumpe	41 Rickey Henderson
Home Runs	302 Jimmie Foxx	78 Norm Siebern	363 Mark McGwire
RBI	1179 Al Simmons	367 Norm Siebern	941 Mark McGwire
Walks	1046 Max Bishop	343 Norm Siebern	1227 Rickey Henderson
Stolen Bases	373 Eddie Collins	168 Bert Campaneris	867 Rickey Henderson
Extra Base Hits	655 Al Simmons	214 Norm Siebern	563 Mark McGwire
Pitching	Philadelphia (1901-54)	Kansas City (1955-67)	Oakland (1968-2024)
Games Pitched	524 Eddie Plank	292 John Wyatt	525 Dennis Eckersley
Games Started	458 Eddie Plank	99 Diego Segui	262 Vida Blue
Wins	284 Eddie Plank	39 Bud Daley	131 Catfish Hunter
Innings Pitched	3860.2 Eddie Plank	782.2 Ray Herbert	1945.2 Vida Blue
Strikeouts	1985 Eddie Plank	513 Diego Segui	1315 Vida Blue
ERA	2.88 Lefty Grove	3.53 Catfish Hunter	2.74 Dennis Eckersley

ATHLETICS SEASON BATTING LEADERS

Batting Average

1. Nap Lajoie (1901)	.426
2. Al Simmons (1927)	.392
3. Al Simmons (1931)	.390
4. Al Simmons (1925)	.387
5. Al Simmons (1930)	.381
6. Eddie Collins (1911)	.365
7. Al Simmons (1929)	.365
8. Jimmie Foxx (1932)	.364
9. Mickey Cochrane (1930)	.357
10. Ty Cobb (1927)	.357

On-Base Percentage

1. Jason Giambi (2001)	.477
2. Jason Giambi (2000)	.476
3. Jimmie Foxx (1932)	.469
4. Mark McGwire (1996)	.467
5. Jimmie Foxx (1929)	.463
6. Nap Lajoie (1901)	.463
7. Jason Giambi (1935)	.461
8. Mickey Cochrane (1933)	.459
9. Eddie Collins (1914)	.452
10. Eddie Collins (1911)	.451

Slugging Percentage

1. Jimmie Foxx (1932)	.749
2. Mark McGwire (1996)	.730
3. Al Simmons (1930)	.708
4. Jimmie Foxx (1933)	.703
5. Jason Giambi (2001)	.660
6. Jimmie Foxx (1934)	.653
7. Jason Giambi (2000)	.647
8. Al Simmons (1927)	.645
9. Nap Lajoie (1901)	.643
10. Al Simmons (1929)	.642

OPS

1. Jimmie Foxx (1932)	1.218
2. Mark McGwire (1996)	1.198
3. Jimmie Foxx (1933)	1.153
4. Jason Giambi (2001)	1.137
5. Al Simmons (1930)	1.130
6. Jason Giambi (2000)	1.123
7. Nap Lajoie (1901)	1.106
8. Jimmie Foxx (1934)	1.102
9. Jimmie Foxx (1935)	1.096
10. Jimmie Foxx (1929)	1.088

Games

1. Marcus Semien (2019)	162
Matt Olson (2018)	162
Miguel Tejada (2001, 02, 03)	162
Terrence Long (2001, 02)	162
Alfredo Griffin (1985, 86)	162
Sal Bando (1968, 69, 73)	162
Norm Siebern (1962)	162

At Bats

1. Al Simmons (1932)	670
2. Miguel Tejada (2002)	662
3. Doc Cramer (1933)	661
4. Marcus Semien (2019)	657
5. Al Simmons (1925)	654
6. Lou Finney (1936)	653
7. Wally Moses (1937)	649
8. Doc Cramer (1934)	649
9. Johnny Damon (2001)	644
Doc Cramer (1935)	644

Runs

1. Al Simmons (1930)	152
2. Jimmie Foxx (1932)	151
3. Nap Lajoie (1901)	145
4. Al Simmons (1932)	144
5. Eddie Collins (1912)	137
6. Eddie Joost (1949)	128
7. Jimmie Foxx (1930)	127
8. Jimmie Foxx (1933)	125
Eddie Collins (1913)	125
10. Marcus Semien (2019)	123
Reggie Jackson (1969)	123
Jimmie Foxx (1929)	123

Hits

1. Al Simmons (1925)	253
2. Nap Lajoie (1901)	232
3. Al Simmons (1932)	216
4. Doc Cramer (1935)	214
5. Jimmie Foxx (1932)	213
6. Al Simmons (1929)	212
7. Al Simmons (1930)	211
8. Wally Moses (1937)	208
9. Jimmie Foxx (1933)	204
Miguel Tejada (2002)	204

Doubles

1. Al Simmons (1926)	53
2. Jed Lowrie (2017)	49
3. Wally Moses (1937)	48
Nap Lajoie (1901)	48
5. Jason Giambi (2001)	47
Eric McNair (1932)	47
Harry Davis (1905)	47
8. Jed Lowrie (2013)	45
Socks Seybold (1903)	45
10. Bob Johnson (1933)	44

Triples

1. Home Run Baker (1912)	21
2. Home Run Baker (1909)	19
3. Danny Murphy (1910)	18
4. Danny Murphy (1904)	17
5. Al Simmons (1930)	16
Bing Miller (1929)	16
Amos Strunk (1915)	16
8. Gino Cimoli (1962)	15
Whitey Witt (1916)	15
Home Run Baker (1910)	15
Eddie Collins (1910)	15

Home Runs

1. Jimmie Foxx (1932)	58
2. Mark McGwire (1996)	52
3. Mark McGwire (1987)	49
4. Khris Davis (2018)	48
Jimmie Foxx (1933)	48
6. Reggie Jackson (1969)	47
7. Jose Canseco (1991)	44
Jimmie Foxx (1934)	44
9. Khris Davis (2017)	43
Jason Giambi (2000)	43

Runs Batted In

1. Jimmie Foxx (1932)	169
2. Al Simmons (1930)	165
3. Jimmie Foxx (1933)	163
4. Al Simmons (1929)	157
5. Jimmie Foxx (1930)	156
6. Al Simmons (1932)	151
7. Jason Giambi (2000)	137
8. Miguel Tejada (2002)	131
9. Jimmie Foxx (1934)	130
10. Al Simmons (1925)	129

(Since 1920)

Walks

1. Eddie Joost (1949)	149
2. Jason Giambi (2000)	137
3. Ferris Fain (1949)	136
4. Ferris Fain (1950)	133
5. Jason Giambi (2001)	129
6. Max Bishop (1930)	128
Max Bishop (1929)	128
8. Eddie Joost (1952)	122
9. Topsy Hartsel (1905)	121
10. Elmer Valo (1949)	119
Eddie Joost (1948)	119

Strikeouts

1. Matt Chapman (2021)	202
2. Jack Cust (2008)	197
3. Khris Davis (2017)	195
4. Zack Gelof (2024)	188
5. Jack Cust (2009)	185
6. Brent Rooker (2024)	177
7. Khris Davis (2018)	175
Jose Canseco (1986)	175
9. Brent Rooker (2023)	172
10. Reggie Jackson (1968)	171

Hit By Pitch

1. Mark Canha (2021)	27
2. Don Baylor (1976)	20
Jason Kendall (2005)	20
4. Frank Menchino (2001)	19
5. Mark Canha (2019)	18
6. Esteury Ruiz (2023)	16
7. Olmedo Sanchez (1999)	15
Jimmy Dykes (1921)	15
Eddie Collins (1911)	15
10. Wally Schang (1915)	14

Stolen Bases

1. Rickey Henderson (1982)	130
2. Rickey Henderson (1983)	108
3. Rickey Henderson (1980)	100
4. Eddie Collins (1910)	81
5. Bill North (1976)	75
6. Esteury Ruiz (2023)	67
7. Rickey Henderson (1998)	66
Rickey Henderson (1984)	66
9. Rickey Henderson (1990)	65
10. Eddie Collins (1912)	63
Eddie Collins (1909)	63

Total Bases

1. Jimmie Foxx (1932)	438
2. Jimmie Foxx (1933)	403
3. Al Simmons (1930)	392
Al Simmons (1925)	392
5. Al Simmons (1929)	373
6. Al Simmons (1932)	367
7. Jimmie Foxx (1930)	358
8. Wally Moses (1937)	357
9. Jimmie Foxx (1934)	352
10. Nap Lajoie (1901)	350

Extra Base Hits

1. Jimmie Foxx (1932)	100
2. Jimmie Foxx (1933)	94
3. Al Simmons (1930)	93
4. Jason Giambi (2001)	87
5. Reggie Jackson (1969)	86
Wally Moses (1937)	86
7. Al Simmons (1929)	84
8. Marcus Semien (2019)	83
Jimmie Foxx (1930)	83
10. Al Simmons (1926)	82

ATHLETICS SEASON PITCHING LEADERS

Games	Games Started	Complete Games	Shutouts		
1. Billy Koch (2002)	84	1. Rube Waddell (1904)	46	1. Jack Coombs (1910)	13
2. John Wyatt (1964)	81	2. Eddie Plank (1904)	43	2. Vida Blue (1971)	8
3. Yusmeiro Petit (2019)	80	3. Catfish Hunter (1974)	41	Bullet Joe Bush (1916)	8
4. T.J. McFarland (2024)	79	4. Eddie Plank (1905)	41	Eddie Plank (1907)	8
5. Yusmeiro Petit (2021)	78	5. eight players tied, last:		Rube Waddell (1906)	8
Buddy Groom (1997)	78	Vida Blue (1974)	40	Rube Waddell (1904)	8
7. Buddy Groom (1999)	76			7. six players tied, last:	
Rollie Fingers (1974)	76			Chief Bender (1914)	7
9. six players tied	75				
		9. Elmer Myers (1916)	31		
		Weldon Henley (1904)	31		
		Eddie Plank (1902)	31		

Wins	Losses	Saves	Innings Pitched		
1. Lefty Grove (1931)	31	1. Dennis Eckersley (1992)	51	1. Rub Waddell (1904)	383.0
Jack Coombs (1910)	31	2. Dennis Eckersley (1990)	48	2. Eddie Plank (1904)	357.1
3. Lefty Grove (1930)	28	3. Dennis Eckersley (1988)	45	3. Jack Coombs (1910)	353.0
Jack Coombs (1911)	28	4. Billy Koch (2002)	44	4. Eddie Plank (1905)	346.2
5. Bob Welch (1990)	27	5. Keith Foulke (2003)	43	5. Eddie Plank (1907)	343.2
Eddie Rommel (1922)	27	Dennis Eckersley (1991)	43	6. Jack Coombs (1911)	336.2
Rube Waddell (1905)	27	7. Blake Treinen (2018)	38	7. Eddie Plank (1903)	336.0
8. Eddie Plank (1912)	26	8. Grant Balfour (2013)	38	8. Scott Perry (1918)	332.1
Eddie Plank (1904)	26	9. Huston Street (2006)	37	9. Chick Fraser (1901)	331.0
10. Catfish Hunter (1974)	25	10. Dennis Eckersley (1993)	36	10. Rube Waddell (1905)	328.2
Lefty Grove (1932)	25	Bill Caudill (1984)	36		
Rube Waddell (1904)	25				
		(Since 1969)			

Walks	Strikeouts	ERA	Winning Percentage		
1. Elmer Myers (1916)	168	1. Vida Blue (1971)	1.82	1. Lefty Grove (1931)	31-4 .886
2. Weldon Wyckoff (1915)	165	2. Scott Perry (1918)	1.98	2. Chief Bender (1914)	17-3 .850
3. Phil Marchildon (1947)	141	3. Catfish Hunter (1972)	2.04	3. Lefty Grove (1930)	28-5 .848
4. Phil Marchildon (1942)	140	4. Lefty Grove (1931)	2.06	4. Barry Zito (2002)	23-5 .821
5. George Earnshaw (1930)	139	5. Chief Bender (1913)	2.21	Chief Bender (1910)	23-5 .821
6. Sugar Cain (1933)	137	6. Chief Bender (1914)	2.26	6. Bob Welch (1990)	27-6 .818
7. Chick Fraser (1901)	132	7. Jim Nash (1968)	2.28	7. Eddie Plank (1912)	26-6 .813
8. Lefty Grove (1925)	131	8. Chris Bassitt (2020)	2.29	8. Catfish Hunter (1973)	21-5 .808
9. Phil Marchildon (1948)	131	9. Jesse Flores (1946)	2.32	9. Jack Coombs (1910)	31-9 .775
10. Bullet Joe Bush (1916)	130	10. Steve McCatty (1981)	2.33	10. Bobby Shantz (1952)	24-7 .774
		(Since 1913)		Rube Waddell (1902)	24-7 .774
				(Min. 20 decisions)	

A'S SEASON LEADERS BY CITY

Batting	Philadelphia (1901-54)	Kansas City (1955-67)	Oakland (1968-2024)
Batting Average	.426 Nap Lajoie (1901)	.319 Vic Power (1955)	.342 Jason Giambi (2001)
OPS	1.218 Jimmie Foxx (1932)	.963 Bob Cerv (1958)	1.198 Mark McGwire (1996)
Games	157 Dave Philley (1953)	162 Norm Siebern (1962)	162 12 times
Runs	152 Al Simmons (1930)	114 Norm Siebern (1962)	123 Semien (2019)/Jackson (1969)
Hits	253 Al Simmons (1925)	193 Jerry Lumpe (1962)	204 Miguel Tejada (2002)
Doubles	53 Al Simmons (1926)	36 Norm Siebern (1961)	49 Jed Lowrie (2017)
Triples	21 Home Run Baker (1912)	15 Gino Cimoli (1962)	12 Phil Garner (1976)
Home Runs	58 Jimmie Foxx (1932)	38 Bob Cerv (1958)	52 Mark McGwire (1996)
RBI	169 Jimmie Foxx (1932)	117 Norm Siebern (1962)	137 Jason Giambi (2000)
Walks	149 Eddie Joost (1949)	110 Norm Siebern (1962)	137 Jason Giambi (2000)
Stolen Bases	81 Eddie Collins (1910)	55 Bert Campaneris (1967)	130 Rickey Henderson (1982)
Extra Base Hits	100 Jimmie Foxx (1932)	67 Rocky Colavito (1964)	87 Jason Giambi (2001)
Pitching	Philadelphia (1901-54)	Kansas City (1955-67)	Oakland (1968-2024)
Games Pitched	58 Morrie Martin (1953)	81 John Wyatt (1964)	84 Billy Koch (2002)
Games Started	46 Rube Waddell (1904)	35 four players tied	41 Catfish Hunter (1974)
Wins	31 Grove (1931)/Coombs (1910)	16 Bud Daley (1960, 1959)	27 Bob Welch (1990)
Innings Pitched	383.0 Rube Waddell (1904)	259.2 Catfish Hunter (1967)	318.1 Catfish Hunter (1974)
Strikeouts	349 Rube Waddell (1904)	196 Catfish Hunter (1967)	301 Vida Blue (1971)
ERA	1.98 Scott Perry (1918)	2.81 Catfish Hunter (1967)	1.82 Vida Blue (1971)

ATHLETICS YEAR-BY-YEAR BATTING

Year	AVG.	AB	R	H	2B	3B	HR	RBI	BB	SO	SH	SF	HP	SB	CS	SLG	OBP
1901	.289	4882	805	1409	239	87	35	665	301	344	78		53	173		.395	.337
1902	.287	4762	775	1369	235	67	38	673	343	288	118		38	201		.389	.340
1903	.264	4673	597	1236	227	68	32	502	268	511	101		32	157		.363	.309
1904	.249	5088	557	1266	197	77	31	486	313	600	137		41	137		.336	.298
1905	.255	5146	623	1310	256	51	24	511	376	641	165		34	190		.338	.310
1906	.247	4883	561	1206	213	49	32	489	385	666	157		43	166		.330	.308
1907	.255	5010	582	1276	220	44	22	485	384	561	176		27	137		.329	.311
1908	.223	5065	486	1131	183	50	21	392	368	595	177		37	116		.292	.281
1909	.256	4906	605	1257	186	88	21	498	403	578	248		64	201		.343	.321
1910	.266	5154	673	1373	191	105	19	541	409	573	196		47	207		.355	.326
1911	.296	5199	861	1540	237	93	35	692	424	522	232		65	226		.398	.357
1912	.282	5111	779	1442	204	108	22	620	485	556	201		38	258		.377	.349
1913	.280	5044	794	1412	223	80	33	660	534	547	174		65	221		.375	.356
1914	.272	5126	749	1392	165	80	29	627	545	517	218		52	231		.352	.348
1915	.237	5081	545	1204	183	72	16	440	436	634	137		54	127		.311	.304
1916	.242	5010	447	1212	169	65	19	380	406	631	157		30	151		.313	.303
1917	.254	5109	529	1296	177	62	17	457	435	519	205		33	112		.323	.316
1918	.243	4278	412	1039	124	44	22	356	343	485	124		26	83		.308	.303
1919	.244	4730	457	1156	175	71	35	396	349	565	125		30	103		.334	.300
1920	.252	5256	558	1324	220	49	44	470	353	593	169		43	50	67	.338	.304
1921	.274	5465	657	1497	256	64	82	601	424	565	136		29	69	56	.389	.330
1922	.270	5211	705	1409	229	63	11	631	437	591	170		34	60	63	.402	.331
1923	.271	5196	661	1407	229	64	53	577	445	517	172		44	72	62	.370	.334
1924	.281	5184	685	1459	251	59	63	608	374	484	157		38	77	66	.389	.334
1925	.307	5399	831	1659	298	79	76	767	453	432	187		31	67	59	.434	.364
1926	.269	5046	677	1359	259	65	61	619	523	452	238		26	56	46	.383	.341
1927	.303	5296	841	1606	281	70	56	767	551	326	219		30	101	63	.414	.372
1928	.295	5226	829	1540	323	75	89	759	533	442	196		37	59	48	.436	.364
1929	.296	5204	901	1539	288	76	122	845	543	440	214		29	59	38	.451	.365
1930	.294	5345	951	1573	319	74	125	895	599	531	188		31	50	33	.452	.369
1931	.287	5377	858	1544	311	64	118	798	528	543	78		35	25	23	.435	.355
1932	.290	5537	981	1606	303	52	172	923	647	630	94		21	37	23	.457	.366
1933	.285	5330	875	1519	297	57	139	831	625	618	80		15	34	34	.440	.362
1934	.280	5317	764	1491	236	50	144	708	491	584	99		13	57	35	.425	.343
1935	.279	5269	710	1470	243	44	112	671	475	602	86		17	43	35	.406	.341
1936	.269	5373	714	1443	240	60	72	663	524	590	74		19	59	43	.376	.336
1937	.267	5228	699	1398	278	60	94	649	583	557	70		5	95	48	.397	.341
1938	.270	5229	726	1410	243	62	98	686	605	590	78		22	65	53	.396	.348
1939	.271	5309	711	1438	282	55	98	666	503	532	138		15	60	34	.400	.336
1940	.262	5304	703	1391	242	53	105	648	556	656	69		19	48	33	.387	.334
1941	.268	5336	713	1431	240	69	85	660	574	588	76		8	27	36	.387	.340
1942	.249	5285	549	1315	213	46	33	517	440	490	74		23	44	45	.325	.309
1943	.232	5244	497	1219	174	44	26	462	430	465	95		29	55	42	.297	.294
1944	.245	5312	525	1364	169	47	36	475	422	449	121		17	42	32	.327	.314
1945	.255	5296	494	1297	201	37	33	440	449	463	96		19	25	45	.316	.306
1946	.253	5200	529	1317	220	51	40	481	482	594	105		9	39	30	.338	.318
1947	.252	5198	633	1311	218	52	61	581	605	563	144		24	37	33	.349	.333
1948	.260	5181	729	1345	231	47	68	685	726	523	120		22	40	32	.362	.353
1949	.260	5123	726	1331	214	49	82	680	783	493	117		25	36	25	.369	.361
1950	.261	5212	670	1361	204	53	100	627	685	493	73		23	42	25	.378	.349
1951	.262	5277	736	1381	262	43	102	685	677	565	61		34	47	36	.386	.349
1952	.253	5163	664	1305	212	35	89	634	683	561	102		27	52	43	.359	.343
1953	.256	5455	632	1398	205	38	116	588	498	602	51		24	41	24	.372	.321
1954	.236	5206	542	1228	191	41	94	503	504	677	54	31	28	30	29	.342	.305
Phila.	.266	278846	36513	74211	12386	3308	3502	32670	26237	29175	7327		1674	4997		.372	.333
1955	.261	5335	638	1395	189	46	121	593	463	725	57	34	26	22	36	.382	.322
1956	.252	5256	619	1325	204	41	112	581	480	727	67	37	20	40	30	.370	.315
1957	.244	5170	563	1262	195	40	166	535	364	760	62	36	24	35	27	.394	.295
1958	.247	5261	642	1297	196	50	138	605	452	747	64	43	25	22	36	.381	.307
1959	.263	5264	681	1383	231	43	117	638	481	780	69	38	33	34	24	.390	.326
1960	.249	5226	615	1303	212	34	110	566	513	744	75	32	12	16	11	.366	.316
1961	.247	5423	683	1342	216	47	90	632	580	772	89	47	25	58	22	.354	.320
1962	.263	5576	745	1467	220	58	116	691	556	803	78	50	42	76	21	.386	.332
1963	.247	5495	615	1356	225	38	95	582	529	829	77	46	25	47	26	.353	.313

Year	AVG.	AB	R	H	2B	3B	HR	RBI	BB	SO	SH	SF	HP	SB	CS	SLG	OBP
1964	.239	5524	621	1321	216	29	166	594	548	1104	53	25	42	34	20	.379	.311
1965	.240	5393	585	1294	186	59	110	546	521	1020	74	35	35	110	51	.358	.309
1966	.236	5328	564	1259	212	56	70	509	421	982	71	27	26	132	50	.337	.294
1967	.233	5349	533	1244	212	50	69	481	452	1019	59	36	42	132	59	.330	.296
K.C.	.248	69600	8104	17248	2714	591	1480	7553	6360	11012	895	486	377	758	413	.368	.312
1968	.240	5406	569	1300	192	40	94	522	472	1022	78	35	35	147	61	.343	.304
1969	.249	5614	740	1400	210	28	148	680	617	953	74	35	63	100	39	.376	.328
1970	.249	5376	678	1338	208	24	171	630	584	977	73	36	36	131	68	.392	.325
1971	.252	5494	691	1338	195	25	160	642	542	1018	80	38	37	80	53	.384	.321
1972	.240	5200	604	1248	195	29	134	565	463	886	100	36	47	87	48	.366	.306
1973	.260	5507	758	1431	216	28	147	714	595	919	67	53	35	128	57	.389	.333
1974	.247	5331	689	1315	205	37	132	637	568	876	60	51	38	164	93	.373	.321
1975	.254	5415	758	1376	220	33	151	703	609	846	74	35	51	183	82	.391	.333
1976	.246	5353	686	1319	208	33	113	625	592	818	58	58	45	341	123	.361	.323
1977	.240	5358	605	1284	176	37	117	548	516	910	64	46	36	176	89	.352	.308
1978	.245	5321	532	1304	200	31	100	492	433	800	108	27	25	144	117	.351	.303
1979	.239	5348	573	1276	188	32	108	541	482	751	75	46	20	104	69	.346	.302
1980	.259	5495	686	1424	212	35	137	635	506	824	99	41	19	175	82	.385	.322
1981	.247	3677	458	910	119	26	104	430	342	647	46	32	16	98	47	.379	.312
1982	.236	5448	691	1286	211	27	149	659	582	948	50	54	20	232	87	.367	.309
1983	.262	5516	708	1447	237	28	121	662	524	872	55	62	31	235	98	.381	.326
1984	.259	5457	738	1415	257	29	158	697	568	871	37	77	22	145	64	.404	.327
1985	.264	5581	757	1475	230	34	155	690	508	861	63	47	16	117	58	.401	.325
1986	.252	5435	731	1370	213	25	163	683	593	983	56	51	32	139	61	.390	.322
1987	.260	5511	806	1432	263	33	199	761	593	1056	50	48	36	140	63	.428	.333
1988	.263	5602	800	1474	251	22	156	752	580	926	54	55	65	129	54	.399	.336
1989	.261	5416	712	1414	220	25	127	659	562	855	36	62	34	157	55	.381	.331
1990	.254	5433	733	1379	209	22	164	693	651	992	60	48	46	141	54	.391	.336
1991	.248	5410	760	1342	246	19	159	716	642	981	41	49	50	151	64	.389	.331
1992	.258	5387	745	1389	219	24	142	693	707	831	72	59	49	143	59	.386	.346
1993	.254	5543	715	1408	260	21	158	679	622	1048	46	49	33	131	59	.394	.330
1994	.260	3885	549	1009	178	13	113	515	417	686	24	51	18	91	39	.399	.330
1995	.264	4916	730	1296	228	18	169	694	565	911	32	58	45	112	46	.420	.341
1996	.265	5630	861	1492	283	21	243	823	640	1114	35	39	58	58	35	.452	.344
1997	.260	5589	764	1451	274	23	197	714	642	1181	49	40	49	71	36	.423	.339
1998	.257	5490	804	1413	295	13	149	755	633	1122	58	46	55	131	47	.397	.338
1999	.259	5519	893	1430	287	20	235	845	770	1129	39	41	71	70	37	.446	.355
2000	.270	5560	947	1501	281	23	239	908	750	1159	26	44	52	40	15	.458	.360
2001	.264	5573	884	1469	334	22	199	835	640	1021	25	59	88	68	29	.439	.345
2002	.261	5558	800	1450	279	28	205	772	609	1008	20	36	68	46	20	.432	.339
2003	.254	5497	768	1398	317	24	176	742	556	898	22	53	59	48	14	.417	.372
2004	.270	5728	793	1545	336	15	189	752	608	1061	25	43	55	47	22	.433	.343
2005	.262	5627	772	1476	310	20	155	739	537	819	19	40	52	31	22	.407	.330
2006	.260	5500	771	1429	266	22	175	735	650	976	25	56	50	61	20	.412	.340
2007	.256	5577	741	1430	295	16	171	711	664	1119	18	56	49	52	20	.407	.338
2008	.242	5451	646	1318	270	23	125	610	574	1226	30	35	48	88	21	.369	.318
2009	.262	5584	759	1464	307	21	135	723	527	1046	31	54	50	133	48	.397	.328
2010	.256	5448	663	1396	276	30	109	619	527	1061	43	51	47	156	38	.378	.324
2011	.244	5452	645	1330	280	29	114	612	509	1094	34	57	50	117	43	.369	.311
2012	.238	5527	713	1315	267	32	195	676	550	1387	27	34	45	122	32	.404	.310
2013	.254	5521	767	1403	301	25	186	725	573	1178	21	49	45	74	28	.419	.327
2014	.244	5545	729	1354	253	33	146	686	586	1104	19	43	49	83	20	.381	.320
2015	.251	5600	694	1405	277	46	146	661	475	1119	14	38	40	78	29	.395	.312
2016	.246	5500	653	1352	270	21	169	634	442	1145	13	34	33	50	23	.395	.304
2017	.246	5464	739	1344	305	15	234	708	565	1491	13	40	43	57	22	.436	.319
2018	.252	5579	813	1407	322	20	227	778	550	1381	6	44	76	35	21	.439	.325
2019	.249	5561	845	1384	292	23	257	800	578	1338	7	36	87	49	21	.448	.327
2020	.225	1908	274	430	91	11	71	264	238	524	2	14	39	26	3	.396	.322
2021	.238	5395	743	1284	271	19	199	698	545	1349	17	49	98	88	20	.406	.317
2022	.216	5314	568	1147	249	15	137	537	433	1389	22	33	59	78	23	.346	.281
2023	.223	5311	585	1187	225	21	171	563	498	1496	28	36	85	149	31	.370	.298
2024	.233	5432	643	1267	240	19	196	619	493	1502	19	37	53	98	26	.393	.301
Oak.	.252	304875	40479	76715	14019	1428	9099	38161	31757	58505	2439	2576	2653	6325	2655	.397	.325

Year	AVG.	AB	R	H	2B	3B	HR	RBI	BB	SO	SH	HP	SB	CS	SLG	OBP
Totals	.257	653321	85096	168174	29119	5327	14081	78384	64354	98692	10661	4704	12080		.384	.327

ATHLETICS YEAR-BY-YEAR PITCHING

Year	ERA	CG	SV	SHO	IP	H	R	ER	HR	BB	SO	HB	WP	AVG.
1901	4.00	124		6	1200.2	1346	761	534	20	374	350	59	40	.280
1902	3.29	114		5	1216.1	1292	636	444	33	368	455	63	29	.273
1903	2.98	112		10	1207.1	1124	519	400	20	315	728	71	38	.249
1904	2.35	136		26	1361.1	1149	503	355	13	366	887	63	23	.227
1905	2.19	117		19	1383.1	1137	492	337	21	409	895	63	40	.228
1906	2.60	107		19	1322.0	1135	543	382	9	425	749	57	30	.235
1907	2.35	106		27	1354.2	1106	511	353	13	378	789	67	36	.222
1908	2.56	102		23	1400.1	1194	562	398	10	410	741	53	46	.235
1909	1.93	110		27	1378.0	1069	408	296	9	386	728	62	31	.218
1910	1.79	123		24	1421.2	1103	441	282	8	450	789	55	42	.221
1911	3.01	97		13	1375.2	1343	601	460	17	487	739	81	34	.265
1912	3.32	95		11	1357.0	1273	658	501	12	518	601	57	30	.258
1913	3.19	69		17	1351.1	1200	592	479	24	532	630	39	48	.229
1914	2.78	89		24	1404.0	1264	529	433	18	521	720	28	37	.249
1915	4.29	78		6	1348.1	1358	888	643	22	827	588	57	68	.278
1916	3.92	94		11	1343.2	1311	776	585	26	715	575	31	53	.267
1917	3.27	80		8	1365.2	1310	691	496	23	562	516	23	37	.250
1918	3.22	80		13	1156.0	1106	538	413	13	486	277	35	20	.264
1919	4.26	72		1	1239.1	1371	742	587	44	503	417	29	25	.290
1920	3.93	79		6	1380.1	1612	834	602	56	461	423	40	27	.300
1921	4.61	75		2	1400.1	1645	894	717	85	548	431	32	34	.300
1922	4.59	73		4	1362.1	1573	830	695	107	469	373	32	22	.297
1923	4.08	65		7	1364.2	1465	761	619	68	550	400	23	23	.280
1924	4.39	68		8	1345.0	1527	778	656	43	597	371	28	19	.292
1925	3.87	61		8	1381.2	1468	713	594	60	544	495	36	30	.276
1926	3.00	62		10	1346.0	1362	570	448	38	451	571	31	22	.268
1927	3.97	66		8	1384.0	1467	726	611	65	442	553	36	18	.278
1928	3.36	81		15	1367.2	1349	615	511	66	424	607	22	19	.256
1929	3.44	70		9	1357.0	1371	615	519	73	487	573	15	28	.264
1930	4.28	72		8	1371.0	1457	751	652	84	488	672	20	25	.274
1931	3.47	97		12	1365.1	1342	626	526	73	457	574	9	20	.258
1932	4.45	95		10	1386.0	1477	752	686	112	511	595	18	21	.271
1933	4.81	69		6	1343.2	1523	853	718	77	644	423	17	33	.283
1934	5.01	68		8	1337.0	1429	838	745	84	693	480	23	33	.275
1935	5.12	58		7	1326.1	1486	869	754	73	704	469	25	35	.285
1936	6.08	68		3	1352.1	1645	1045	913	131	696	405	24	67	.300
1937	4.85	65		6	1335.0	1490	854	720	105	613	469	17	40	.281
1938	5.48	56		4	1324.0	1573	956	806	142	599	473	18	28	.292
1939	5.79	50		6	1342.2	1687	1022	864	148	579	397	19	35	.307
1940	5.22	72		4	1345.0	1543	932	780	135	534	488	15	40	.283
1941	4.83	64		3	1365.1	1516	840	733	136	557	386	18	46	.279
1942	4.45	67		5	1374.2	1404	801	679	89	639	546	21	35	.263
1943	4.05	73		5	1394.0	1421	717	627	73	536	503	35	24	.265
1944	3.26	72		10	1397.1	1345	594	506	58	390	534	31	30	.252
1945	3.62	65		11	1381.0	1380	638	556	55	571	531	22	18	.262
1946	3.90	61		10	1342.2	1371	680	582	83	577	562	25	13	.264
1947	3.51	70		12	1391.1	1291	614	543	85	597	493	14	14	.247
1948	4.43	74		7	1368.2	1456	735	673	86	638	486	15	35	.275
1949	4.23	85		9	1365.0	1359	725	642	105	758	490	19	33	.263
1950	5.49	50		3	1346.1	1528	913	821	138	729	466	31	39	.287
1951	4.47	52		7	1358.0	1421	745	674	109	569	437	32	30	.272
1952	4.15	73		11	1384.1	1402	723	639	113	526	562	35	21	.263
1953	4.67	51		7	1409.0	1475	799	731	121	594	566	57	51	.271
1954	5.18	49		3	1371.1	1523	875	789	141	685	555	39	40	.285
Phila.	3.91	4281		544	72953.0	74574	38624	31709	3572	28889	29533	1887	1755	
1955	5.35	29		9	1382.0	1486	911	822	175	707	572	42	36	.278
1956	4.86	30		3	1370.1	1424	831	740	187	679	636	42	38	.271
1957	4.19	26		6	1369.2	1344	710	637	153	565	626	25	45	.260
1958	4.15	42		9	1398.1	1405	713	645	150	467	721	28	31	.262
1959	4.35	44		8	1360.2	1452	760	658	148	492	703	46	41	.274
1960	4.38	44		4	1374.0	1428	756	668	160	525	664	43	37	.271
1961	4.74	32		5	1415.0	1519	863	746	141	629	703	53	58	.275
1962	4.79	32		4	1434.0	1450	837	764	199	655	825	42	63	.263

Year	ERA	CG	SV	SHO	IP	H	R	ER	HR	BB	SO	HB	WP	AVG.
1963	3.92	35		11	1458.0	1417	704	635	156	540	887	44	43	.256
1964	4.71	18		6	1455.2	1516	836	761	220	614	966	54	55	.269
1965	4.24	18		7	1433.0	1399	755	675	161	574	882	39	67	.256
1966	3.56	19		11	1435.0	1281	648	567	106	630	854	39	52	.241
1967	3.68	26		10	1428.0	1265	660	584	125	558	990	37	44	.238
K.C.	4.37	395		93	18313.2	18386	9984	8902	2081	7635	10029	534	610	
1968	2.94	45		18	1455.2	1220	544	476	124	505	997	31	55	.227
1969	3.71	42	36	14	1480.2	1356	678	611	163	586	887	39	55	.245
1970	3.30	33	40	15	1442.2	1253	593	529	134	542	858	34	56	.234
1971	3.05	57	36	18	1469.1	1229	564	498	131	501	999	33	37	.228
1972	2.58	42	43	23	1417.2	1170	457	406	96	418	862	19	29	.226
1973	3.29	46	41	16	1457.1	1311	615	532	143	494	797	30	52	.241
1974	2.95	49	28	12	1439.2	1322	551	472	90	430	755	25	27	.246
1975	3.27	36	44	10	1448.0	1267	606	526	102	523	784	37	47	.236
1976	3.26	39	29	15	1459.1	1412	598	528	96	415	711	30	40	.255
1977	4.04	32	25	4	1436.2	1459	749	645	145	560	788	24	55	.265
1978	3.62	26	29	11	1433.1	1401	690	577	106	582	750	26	37	.259
1979	4.75	41	20	4	1429.1	1606	860	754	147	654	726	49	72	.288
1980	3.46	94	13	9	1471.2	1347	642	566	142	521	769	31	51	.244
1981	3.30	60	10	11	993.0	883	403	364	80	370	505	28	30	.240
1982	4.54	42	22	6	1456.0	1506	819	735	177	648	697	30	58	.268
1983	4.35	22	33	12	1454.1	1462	782	703	135	626	719	31	43	.263
1984	4.48	15	44	6	1430.0	1554	796	712	155	592	695	35	47	.278
1985	4.41	10	41	6	1453.0	1451	787	712	172	607	785	25	48	.259
1986	4.31	22	37	8	1433.0	1334	760	686	166	667	937	34	62	.247
1987	4.32	18	40	6	1445.2	1442	789	694	176	531	1042	36	52	.258
1988	3.44	22	64	9	1489.1	1376	620	569	116	553	983	29	62	.247
1989	3.09	17	57	20	1448.1	1287	576	497	103	510	930	28	71	.239
1990	3.18	18	64	16	1456.0	1287	570	514	123	494	831	27	50	.238
1991	4.57	14	49	10	1444.1	1425	776	734	155	655	892	55	60	.260
1992	3.73	8	58	9	1447.0	1396	672	599	129	601	843	41	67	.256
1993	4.90	8	42	2	1452.1	1551	846	791	157	680	864	49	39	.276
1994	4.80	12	23	9	1003.1	979	589	535	128	510	732	34	42	.257
1995	4.93	8	34	4	1273.0	1320	761	698	153	556	890	53	56	.269
1996	5.20	7	34	5	1456.1	1638	900	841	205	644	884	52	60	.287
1997	5.48	2	38	1	1445.1	1734	946	880	197	642	953	64	51	.301
1998	4.81	12	39	4	1434.0	1555	866	766	179	529	922	56	68	.276
1999	4.69	6	48	5	1438.1	1537	846	750	160	569	967	54	57	.274
2000	4.58	7	43	11	1435.1	1535	813	730	158	615	963	48	46	.274
2001	3.59	13	44	9	1463.1	1384	645	583	153	440	1117	46	42	.249
2002	3.68	9	48	19	1452.0	1391	654	593	135	474	1021	62	40	.252
2003	3.63	16	48	14	1441.2	1336	643	582	140	499	1018	54	41	.246
2004	4.17	10	35	8	1471.1	1466	742	682	164	544	1034	68	39	.262
2005	3.69	9	38	12	1450.1	1315	658	594	154	504	1075	60	41	.241
2006	4.21	5	54	11	1451.2	1525	727	679	162	529	1003	55	43	.272
2007	4.28	4	36	9	1448.0	1468	758	689	138	530	1036	43	52	.263
2008	4.01	4	33	7	1435.0	1364	690	640	135	576	1061	54	30	.253
2009	4.26	2	38	10	1447.1	1486	761	685	156	523	1124	36	43	.265
2010	3.56	7	38	17	1431.2	1315	626	566	153	512	1070	38	42	.245
2011	3.71	6	39	12	1447.2	1380	679	597	136	519	1160	41	53	.250
2012	3.48	1	47	13	1470.0	1360	614	569	147	462	1136	46	40	.245
2013	3.56	6	46	13	1452.0	1339	625	574	163	428	1183	35	56	.242
2014	3.22	7	31	13	1463.1	1269	572	524	147	406	1244	48	59	.233
2015	4.14	5	28	15	1444.2	1402	729	664	172	474	1179	47	62	.254
2016	4.51	2	42	7	1433.1	1459	761	718	185	464	1188	50	70	.263
2017	4.67	1	35	6	1431.0	1444	826	743	210	502	1202	61	84	.261
2018	3.81	2	44	14	1465.2	1303	674	621	184	474	1237	53	86	.236
2019	3.97	1	45	12	1465.0	1342	680	646	201	477	1299	66	74	.242
2020	3.77	1	17	5	515.1	471	232	216	69	165	506	15	16	.240
2021	4.02	3	39	11	1433.0	1362	687	640	191	439	1332	64	63	.247
2022	4.52	0	34	7	1426.1	1394	770	717	195	503	1203	72	62	.254
2023	5.48	0	5	29	1419.2	1464	924	865	213	694	1300	100	76	.266
2024	4.37	1	35	12	1436.2	1385	764	698	169	530	1263	92	60	.253
Oak.	3.99	1027	2103	614	80525.1	78029	39505	35715	8515	29998	54708	2523	2956	.255

Year	ERA	CG	SHO	IP	H	R	ER	HR	BB	SO	HB	WP
Totals	4.00	5703	1227	171792.0	170989	88113	76325	14168	66522	94270	4944	5321

ATHLETICS YEAR-BY-YEAR FIELDING

Year	AVG.	G	PO	A	E	TC	DP	TP	PB
1901	.942	137	3600	1903	337	5840	93	0	23
1902	.953	137	3646	1819	270	5735	75	0	13
1903	.960	137	3618	1613	217	5448	66	0	20
1904	.959	155	4080	1835	250	6165	67	0	21
1905	.957	152	4101	1746	265	6112	64	0	21
1906	.955	149	3941	1728	267	5936	86	1	17
1907	.958	150	4046	1959	263	6268	67	0	14
1908	.957	157	4158	1886	272	6316	68	1	20
1909	.961	153	4105	1894	245	6244	92	1	14
1910	.965	155	4255	2001	230	6486	117	0	10
1911	.964	152	4121	1896	225	6242	100	0	14
1912	.959	153	4100	2023	263	6386	115	0	17
1913	.966	153	4048	1958	212	6218	108	1	13
1914	.966	158	4198	1938	213	6349	116	1	25
1915	.947	154	4044	2023	338	6405	118	0	17
1916	.951	154	4021	2126	314	6461	126	0	19
1917	.961	154	4078	2064	251	6393	106	0	17
1918	.959	130	3458	1850	228	5536	136	0	7
1919	.956	140	3702	1902	257	5861	96	1	9
1920	.959	156	4120	2173	266	6559	125	0	13
1921	.958	155	4182	2005	274	6461	144	0	14
1922	.966	155	4072	1978	215	6265	118	1	16
1923	.964	153	4064	1935	221	6220	127	1	23
1924	.971	152	4025	1943	180	6148	157	0	12
1925	.966	153	4117	1931	211	6259	148	0	13
1926	.972	150	4041	1869	171	6081	131	1	10
1927	.970	155	4161	1897	190	6248	124	1	10
1928	.970	153	4107	1728	181	6016	124	0	10
1929	.975	151	4065	1587	146	5798	117	0	10
1930	.976	154	4127	1651	145	5923	121	0	11
1931	.976	153	4088	1614	141	5843	151	0	10
1932	.979	154	4160	1736	124	6020	142	0	15
1933	.966	152	4032	1750	203	5985	121	0	9
1934	.967	153	4012	1809	196	6017	166	0	12
1935	.967	149	3964	1690	190	5844	150	0	11
1936	.965	154	4061	1773	209	6043	152	0	21
1937	.967	154	4002	1725	198	5925	150	0	15
1938	.965	154	3964	1637	206	5807	119	0	15
1939	.965	153	4028	1678	210	5916	131	0	14
1940	.960	154	4035	1667	238	5940	131	0	15
1941	.967	154	4095	1733	200	6028	150	0	20
1942	.968	154	4062	1678	188	5928	124	0	23
1943	.973	155	4180	1741	162	6083	148	0	19
1944	.971	155	4192	1745	176	6113	127	0	12
1945	.973	153	4140	1903	168	6211	160	0	9
1946	.971	155	4028	1594	167	5789	141	1	7
1947	.976	156	4174	1689	143	6006	161	0	5
1948	.981	154	4108	1710	113	5931	180	1	7
1949	.976	154	4102	1710	140	5952	217	0	10
1950	.974	154	4033	1732	155	5920	208	0	9
1951	.978	154	4073	1849	136	6058	204	0	12
1952	.977	155	4150	1766	140	6056	148	0	11
1953	.977	157	4218	1710	137	6065	161	0	15
1954	.971	156	4104	1655	169	5928	163	0	12
Phila.	.966	8213	218406	98155	11226	327787	6957	12	761
1955	.976	155	4142	1729	146	6017	174	0	14
1956	.973	154	4111	1785	166	6062	187	0	19
1957	.979	154	4108	1720	125	5953	162	0	22
1958	.979	156	4196	1730	125	6051	166	0	34
1959	.973	154	4086	1669	160	5915	156	0	15
1960	.979	155	4122	1666	127	5915	149	0	17
1961	.972	162	4260	1755	175	6190	160	0	17
1962	.979	162	4294	1724	132	6150	131	0	25
1963	.980	162	4373	1722	127	6222	131	0	11

Year	AVG.	G	PO	A	E	TC	DP	TP	PB
1964	.974	163	4361	1669	158	6188	152	0	18
1965	.977	162	4300	1620	139	6059	142	0	20
1966	.977	160	4320	1646	139	6105	154	1	20
1967	.978	161	4279	1533	132	5944	120	0	17
K.C.	.977	2060	54952	21968	1851	78771	1984	1	249
1968	.977	163	4367	1659	145	6171	136	0	20
1969	.979	162	4442	1788	136	6366	162	0	26
1970	.977	162	4328	1680	141	6149	152	0	12
1971	.981	161	4408	1660	117	6185	157	0	17
1972	.979	155	4253	1689	130	6072	146	0	13
1973	.978	162	4372	1710	137	6219	170	0	9
1974	.977	162	4319	1704	141	6164	154	0	10
1975	.977	162	4344	1686	143	6173	140	0	13
1976	.977	161	4378	1821	144	6343	130	0	11
1977	.970	161	4310	1762	190	6262	136	0	12
1978	.971	162	4300	1626	179	6105	145	0	10
1979	.972	162	4288	1718	174	6180	137	3	15
1980	.979	162	4415	1631	130	6176	115	0	9
1981	.980	109	2979	1080	81	4140	74	1	2
1982	.974	162	4368	1647	160	6175	140	0	8
1983	.974	162	4363	1602	157	6122	157	1	14
1984	.975	162	4290	1508	146	5944	159	0	9
1985	.977	162	4359	1566	140	6065	136	0	19
1986	.978	162	4299	1596	135	6030	120	0	16
1987	.977	162	4337	1649	142	6128	123	0	18
1988	.983	162	4468	1629	105	6202	151	0	10
1989	.979	162	4345	1640	129	6114	159	0	13
1990	.986	162	4368	1630	87	6085	152	0	14
1991	.982	162	4333	1608	107	6048	150	0	8
1992	.979	162	4341	1576	125	6042	158	0	8
1993	.982	162	4357	1625	111	6093	161	0	15
1994	.979	114	3010	1122	88	4220	105	0	5
1995	.981	144	3819	1486	102	5407	151	0	4
1996	.984	162	4369	1778	103	6250	195	1	11
1997	.980	162	4336	1765	122	6223	170	0	5
1998	.977	162	4302	1654	141	6097	155	0	13
1999	.980	162	4315	1700	122	6137	166	0	18
2000	.978	161	4306	1726	134	6166	164	1	8
2001	.980	162	4390	1756	125	6271	151	0	4
2002	.984	162	4356	1798	102	6256	144	0	9
2003	.983	162	4325	1779	107	6211	145	0	9
2004	.986	162	4414	1809	91	6314	172	0	14
2005	.986	162	4351	1649	88	6088	166	0	5
2006	.986	162	4355	1626	84	6065	173	0	10
2007	.985	162	4344	1687	90	6121	153	0	16
2008	.984	161	4305	1573	98	5976	169	0	8
2009	.983	162	4342	1592	105	6039	155	0	5
2010	.984	162	4295	1704	99	6098	147	0	8
2011	.979	162	4343	1529	124	5996	145	0	6
2012	.982	162	4410	1568	111	6089	135	1	12
2013	.983	162	4356	1377	97	5830	112	0	15
2014	.982	162	4390	1634	111	6135	150	0	10
2015	.979	162	4334	1642	126	6102	154	0	14
2016	.984	162	4300	1630	97	6027	152	0	11
2017	.980	162	4293	1597	121	6011	162	0	16
2018	.985	162	4397	1594	89	6080	125	0	17
2019	.987	162	4395	1464	80	5939	123	0	19
2020	.987	60	1546	489	26	2061	33	0	4
2021	.987	162	4299	1320	72	5691	116	0	6
2022	.984	162	4279	1466	92	5837	139	0	3
2023	.982	162	4259	1269	102	5630	124	0	11
2024	.985	162	4310	1360	84	5754	142	0	12
Oak.	.980	9002	241576	90633	6665	338874	8213	8	639

Year	AVG.	G	PO	A	E	TC	DP	TP	PB
Totals	.974	19275	514934	210756	19742	745432	17154	21	1649

ATHLETICS YEAR-BY-YEAR BATTING LEADERS

Batting Average

1901 Lajoie426
1902 Cross339
1903 Seybold299
1904 Davis308
1905 Davis284
1906 Seybold316
1907 Nicholls302
1908 Collins273
1909 Collins346
1910 Collins322
1911 Collins365
1912 Collins348
1913 Collins345
1914 Collins344
1915 McInnis314
1916 Strunk316
1917 McInnis303
1918 Burns352
1919 Burns296
1920 Dugan322
1921 Witt315
1922 Miller336
1923 Hauser307
1924 Miller342
1925 Simmons384
1926 Simmons343
1927 Simmons392
1928 Simmons351
1929 Simmons365
1930 Simmons381
1931 Simmons390
1932 Foxx364
1933 Foxx356
1934 Foxx334
1935 Foxx346
1936 Moses345
1937 Moses320
1938 Johnson313
1939 Johnson338
1940 Moses309
1941 Siebert334
1942 Johnson291
1943 Estalella259
1944 Siebert306
1945 Estalella299
1946 Rosar283
1947 McCosky328
1948 McCosky326
1949 Valo283
1950 Lehner309
1951 Fain344
1952 Fain327
1953 Phillely303
1954 Finigan302
1955 Power319
1956 Power309
1957 Lopez294
1958 Cerv305
1959 Tuttle300
1960 Siebern279
1961 Siebern296
1962 Siebern308

1963 Causey280
1964 Causey281
1965 Campaneris270
1966 Cater292
1967 Cater270
1968 Cater290
1969 Bando281
1970 Campaneris279
1971 Jackson277
1972 Rudi305
1973 Jackson293
1974 Rudi293
1975 Washington308
1976 North276
1977 Page307
1978 Page285
1979 Revering288
1980 Henderson303
1981 Henderson319
1982 Henderson267
1983 Henderson292
1984 Lansford300
1985 Davis287
1986 Griffin285
1987 McGwire289
1988 Canseco307
1989 Lansford336
1990 R. Henderson325
1991 Baines295
1992 Bordick300
1993 Gates290
1994 Berroa306
1995 Henderson300
1996 McGwire312
1997 Giambi293
1998 Giambi295
1999 Giambi315
2000 Giambi333
2001 Giambi342
2002 Tejada308
2003 Chavez282
2004 Durazo321
2005 Ellis316
2006 Payton296
2007 Stewart290
2008 Suzuki279
2009 Sweeney293
2010 Ellis291
2011 Pennington264
2012 Céspedes292
2013 Donaldson301
2014 Donaldson255
2015 Burns294
2016 Valencia287
2017 Lowrie277
2018 Chapman278
2019 Semien285
2020 Canha246
2021 Olson271
2022 Murphy250
2023 Rooker246
2024 Rooker293

Games

1901 Fultz132
1902 four players tied	137
1903 four players tied	137
1904 Cross155
1905 Murphy150
1906 Davis145
1907 Davis149
1908 Nicholls150
1909 Collins153
1910 Collins153
1911 Baker148
1912 Collins153
1913 Baker149
1914 Collins152
1915 Strunk132
1916 Strunk150
1917 McInnis150
1918 Burns130
1919 Burns126
1920 Walker149
1921 Dykes155
1922 Galloway155
1923 Hauser146
1924 Simmons152
1925 Simmons153
1926 Simmons147
1927 Cobb134
1928 Miller139
1929 Foxx149
1930 Miller154
1931 Foxx139
1932 Foxx154
1933 Cramer152
1934 Cramer153
1935 Cramer149
1936 Johnson153
1937 Moses154
1938 Johnson152
1939 Johnson150
1940 Siebert154
1941 Johnson149
1942 Siebert153
1943 Hall151
1944 Hayes155
1945 Hall151
1946 Chapman146
1947 Joost151
1948 Majeski148
1949 Suder148
1949 Chapman154
1950 Fain151
1951 Joost140
1952 Phillely151
1953 Phillely157
1954 DeMaestri146
1955 Finigan150
1956 Lopez151
1957 DeMaestri135
1958 Lopez151

1959 Williams130
1960 Tuttle151
1961 Howser158
1962 Siebern162
1963 Charles158
1964 Colavito160
1965 Harrelson150
1966 Hershberger150
1966 Hershberger146
1967 Campaneris147
1968 Bando162
1969 Bando162
1970 Bando155
1971 Bando153
1972 Bando152
1973 Bando162
1974 Rudi158
1975 Tenace158
1975 Bando160
1975 Garner160
1976 Garner159
1977 Sanguillen152
1978 Revering152
1979 Newman143
1980 Murphy159
1981 Armas109
1982 Murphy151
1983 Phillips148
1984 Phillips154
1985 Griffin162
1986 Griffin162
1987 Canseco159
1988 Canseco158
1989 D. Henderson152
1990 McGwire156
1991 Gallego159
1992 Bordick154
1993 Bordick159
1994 Bordick114
1995 Berroa141
1996 Bordick155
1997 Spiezo147
1998 Grieve155
1999 Tejada159
2000 Tejada160
2001 Long162
2001 Tejada162
2002 Long162
2002 Tejada162
2003 Tejada162
2004 Hatteberg152
2005 Chavez160
2006 Swisher157
2007 Ellis150
2007 Swisher150
2008 Cust148
2008 Suzuki148
2009 Cust149
2010 Barton159
2011 Pennington148
2012 Reddick156
2013 Donaldson158
2014 Donaldson158

2015	Semien	155
2016	Semien	159
2017	K. Davis	153
	Lowrie	153
2018	Olson	162
2019	Semien	162
2020	Olson	60
2021	Olson	156
2022	Brown	150
2023	Rooker	137
2024	Bleday	159

At Bats

1901	Fultz	561
1902	Cross	558
1903	Cross	554
1904	Cross	607
1905	Davis	602
1906	Davis	551
1907	Davis	582
1908	Nicholls	550
1909	Collins	572
1910	Collins	583
1911	Baker	592
1912	Baker	577
1913	Baker	565
1914	McInnis	576
1915	Lajoie	490
1916	Witt	563
1917	McInnis	567
1918	Burns	505
1919	Burns	470
1920	Walker	585
1921	Johnson	613
1922	Galloway	571
1923	Hauser	537
1924	Simmons	594
1925	Simmons	658
1926	Simmons	581
1927	Hale	501
1928	Miller	510
1929	Simmons	581
1930	Miller	585
1931	Miller	534
1932	Simmons	670
1933	Cramer	661
1934	Cramer	649
1935	Cramer	644
1936	Finney	653
1937	Moses	649
1938	Moses	589
1939	Johnson	544
1940	Siebert	595
1941	Chapman	552
	Johnson	552
1942	Siebert	612
1943	Siebert	558
1944	Hayes	581
1945	Hall	616
1946	Chapman	545
1947	Chapman	551
1948	Majeski	590
1949	Chapman	589
1950	Chapman	553
1951	Joost	553
1952	Philly	586
1953	Philly	620

1954	DeMaestri	539
1955	Power	596
1956	Lopez	561
1957	Power	467
1958	Lopez	564
1959	Williams	488
1960	Lumpe	574
1961	Howser	611
1962	Lumpe	641
1963	Charles	603
1964	Causey	604
1965	Campaneris	578
1966	Campaneris	573
1967	Campaneris	601
1968	Campaneris	642
1969	Bando	609
1970	Campaneris	603
1971	Campaneris	569
1972	Campaneris	625
1973	Campaneris	601
1974	Rudi	593
1975	Jackson	593
1976	Baylor	595
1977	Sanguillen	571
1978	Revering	521
1979	Newman	516
1980	Armas	628
1981	Armas	440
1982	Murphy	543
1983	Henderson	513
1984	Lansford	597
1985	Griffin	614
1986	Canseco	600
1987	Canseco	630
1988	Canseco	610
1989	D. Henderson	579
1990	McGwire	523
1991	Canseco	572
	D. Henderson	572
1992	Bordick	504
1993	Sierra	630
1994	Sierra	426
1995	Berroa	546
1996	Berroa	586
1997	Spiezio	538
1998	Grieve	583
1999	Tejada	593
2000	Tejada	607
2001	Damon	644
2002	Tejada	662
2003	Tejada	636
2004	Kotsay	606
2005	Chavez	625
2006	Payton	557
2007	Ellis	583
2008	Crosby	556
2009	Suzuki	570
2010	Barton	556
2011	Crisp	531
2012	Reddick	611
2013	Lowrie	603
2014	Donaldson	608
2015	Lawrie	562
2016	Semien	568
2017	Healy	576
2018	Semien	632
2019	Semien	657

2020	Semien	211
2021	Olson	565
2022	Murphy	537
2023	Rooker	463
2024	Bleday	572

Runs

1901	Lajoie	145
1902	Fultz	109
	Hartsel	109
1903	Pickering	93
1904	Murphy	80
	Cross	80
1905	Davis	92
1906	Hartsel	96
1907	Hartsel	93
1908	Davis	65
1909	Collins	104
1910	Baker	83
1911	Murphy	104
1912	Collins	137
1913	Collins	125
1914	Collins	122
1915	Strunk	76
1916	Strunk	71
1917	Strunk	83
1918	Burns	61
1919	Burns	63
1920	Dykes	81
1921	Johnson	93
1922	Walker	111
1923	Hauser	93
1924	Hauser	97
1925	Simmons	122
1926	Simmons	90
1927	Cobb	104
1928	Bishop	104
1929	Foxx	123
1930	Simmons	152
1931	Bishop	115
1932	Foxx	151
1933	Foxx	125
1934	Foxx	120
1935	Foxx	118
1936	Finney	100
1937	Moses	113
1938	Johnson	114
1939	Johnson	115
1940	Johnson	93
1941	Johnson	98
1942	Johnson	78
1943	White	69
1944	Hayes	62
1945	Siebert	62
	Hall	62
1946	Chapman	77
1947	Chapman	84
1948	Joost	99
1949	Joost	128
1950	Chapman	93
1951	Joost	107
1952	Joost	94
1953	Zernial	85
1954	Jacobs	63
1955	Power	91
1956	Lopez	91
1957	Zernial	56

1958	Cerv	93
1959	Tuttle	74
1960	Tuttle	75
1961	Howser	108
1962	Siebern	114
1963	Charles	82
1964	Colavito	89
1965	Campaneris	67
1966	Campaneris	82
1967	Campaneris	85
1968	Campaneris	86
1969	Jackson	123
1970	Campaneris	97
1971	Jackson	87
1972	Rudi	94
1973	Jackson	99
1974	Jackson	90
1975	Jackson	91
1976	North	91
1977	Page	85
1978	Page	62
1979	Revering	63
1980	Henderson	111
1981	Henderson	89
1982	Henderson	119
1983	Henderson	105
1984	Henderson	113
1985	Davis	92
1986	Canseco	85
1987	McGwire	97
1988	Canseco	120
1989	Lansford	81
1990	R. Henderson	119
1991	Canseco	115
1992	McGwire	87
1993	R. Henderson	77
	Sierra	77
1994	Javier	75
1995	Berroa	87
1996	McGwire	104
1997	Giambi	66
1998	Henderson	101
1999	Giambi	115
2000	Giambi	108
2001	Giambi	109
2002	Tejada	108
2003	Tejada	98
2004	Byrnes	91
2005	Chavez	92
2006	Swisher	106
2007	Ellis	84
	Swisher	84
2008	Cust	77
2009	Cust	88
2010	Barton	79
2011	Crisp	69
	Willingham	69
2012	Reddick	85
2013	Crisp	93
2014	Donaldson	93
2015	Burns	70
2016	Davis	85
2017	K. Davis	91
2018	Chapman	100
2019	Semien	123
2020	Canha	32
2021	Olson	101

2022	Murphy.....	67
2023	Noda.....	63
2024	Rooker.....	82
Hits		
1901	Lajoie.....	229
1902	Cross.....	189
1903	Cross.....	162
1904	Cross.....	177
1905	Davis.....	171
1906	Davis.....	161
1907	Davis.....	155
1908	Murphy.....	139
1909	Collins.....	198
1910	Collins.....	188
1911	Baker.....	198
1912	Baker.....	200
1913	Baker.....	190
1914	Baker.....	182
1915	Strunk.....	144
1916	Strunk.....	172
1917	McInnis.....	172
1918	Burns.....	178
1919	Burns.....	139
1920	Walker.....	157
1921	Witt.....	198
1922	Galloway.....	185
1923	Hauser.....	165
1924	Simmons.....	183
1925	Simmons.....	253
1926	Simmons.....	199
1927	Cobb.....	175
1928	Miller.....	168
1929	Simmons.....	212
1930	Simmons.....	211
1931	Simmons.....	200
1932	Simmons.....	216
1933	Fox.....	204
1934	Cramer.....	202
1935	Cramer.....	214
1936	Moses.....	202
1937	Moses.....	208
1938	Moses.....	181
1939	Johnson.....	184
1940	Siebert.....	170
1941	Chapman.....	178
1942	Siebert.....	159
1943	Siebert.....	140
1944	Estalella.....	151
1945	Hall.....	161
1946	Chapman.....	142
1947	McCosky.....	179
1948	Majeski.....	183
1949	Chapman.....	164
1950	Fain.....	147
1951	Joost.....	160
1952	Fain.....	160
1953	Philly.....	178
1954	Finigan.....	147
1955	Power.....	190
1956	Power.....	164
1957	Power.....	121
1958	Cerv.....	157
1959	Tuttle.....	139
1960	Lumpe.....	156
1961	Howser.....	171
1962	Lumpe.....	193

1963	Lumpe.....	161
	Charles.....	161
1964	Causey.....	170
1965	Campaneris.....	156
1966	Campaneris.....	153
1967	Campaneris.....	149
1968	Campaneris.....	177
1969	Bando.....	171
1970	Campaneris.....	168
1971	Jackson.....	157
1972	Rudi.....	181
1973	Bando.....	169
1974	Rudi.....	174
1975	Washington.....	182
1976	North.....	163
1977	Sanguillen.....	157
1978	Page.....	147
1979	Revering.....	136
1980	Henderson.....	179
1981	Henderson.....	135
1982	Henderson.....	143
1983	Henderson.....	150
1984	Lansford.....	179
1985	Griffin.....	166
1986	Griffin.....	169
1987	Canseco.....	162
1988	Canseco.....	187
1989	Lansford.....	185
1990	R. Henderson.....	159
1991	D. Henderson.....	158
1992	Bordick.....	151
1993	Gates.....	155
1994	Javier.....	114
	Sierra.....	114
1995	Berroa.....	152
1996	Berroa.....	170
1997	Giambi.....	152
1998	Grieve.....	168
1999	Giambi.....	181
2000	Giambi.....	170
2001	Giambi.....	178
	Long.....	178
2002	Tejada.....	204
2003	Tejada.....	177
2004	Kotsay.....	190
2005	Chavez.....	168
2006	Payton.....	165
2007	Stewart.....	167
2008	Suzuki.....	148
2009	Suzuki.....	156
2010	Barton.....	152
2011	Crisp.....	140
2012	Reddick.....	148
2013	Lowrie.....	175
2014	Donaldson.....	155
2015	Burns.....	153
2016	Davis.....	137
2017	Lowrie.....	157
2018	Semien.....	161
2019	Semien.....	187
2020	Canha.....	47
	Semien.....	47
2021	Olson.....	153
2022	Murphy.....	134
2023	Rooker.....	114
	Ruiz.....	114
2024	Rooker.....	160

Doubles

1901	Lajoie.....	48
1902	Davis.....	43
1903	Seybold.....	43
1904	Murphy.....	29
	Cross.....	29
1905	Davis.....	47
1906	Davis.....	40
1907	Davis.....	37
1908	Murphy.....	28
1909	Collins.....	30
1910	Murphy.....	28
1911	Baker.....	42
1912	Baker.....	40
1913	Baker.....	34
1914	Baker.....	23
	Collins.....	23
1915	Strunk.....	28
1916	Strunk.....	30
1917	Bodie.....	28
1918	Burns.....	22
	Gardner.....	22
1919	Walker.....	30
1920	Dugan.....	40
1921	Dykes.....	32
	Walker.....	32
1922	Walker.....	31
1923	Perkins.....	34
1924	Hauser.....	31
	Simmons.....	31
1925	Simmons.....	43
1926	Simmons.....	53
1927	Simmons.....	36
1928	Miller.....	34
1929	Simmons.....	41
	Haas.....	41
1930	Cochrane.....	42
1931	Miller.....	43
1932	McNair.....	47
1933	Johnson.....	44
1934	Higgins.....	37
1935	Cramer.....	37
1936	Moses.....	35
1937	Moses.....	48
1938	Moses.....	29
1939	Johnson.....	30
1940	Moses.....	41
1941	Moses.....	31
1942	Johnson.....	35
1943	Siebert.....	26
1944	Siebert.....	27
1945	Kell.....	30
1946	McQuinn.....	23
1947	Fain.....	28
	Suder.....	28
1948	Majeski.....	41
1949	Valo.....	27
1950	Fain.....	25
1951	Fain.....	30
	Zernial.....	30
1952	Fain.....	43
1953	Philly.....	30
1954	Finigan.....	25
1955	Power.....	34
1956	Lopez.....	27
1957	Smith.....	26
1958	Lopez.....	28

1959	Williams.....	33
1960	Williams.....	31
	Siebern.....	31
1961	Siebern.....	36
1962	Lumpe.....	34
1963	Causey.....	32
1964	Causey.....	31
	Colavito.....	31
1965	Campaneris.....	23
1966	Campaneris.....	29
1967	Campaneris.....	29
1968	Cater.....	28
1969	Jackson.....	36
1970	Campaneris.....	28
1971	Campaneris.....	29
1972	Rudi.....	32
1973	Bando.....	32
1974	Rudi.....	39
1975	Jackson.....	39
1976	Rudi.....	32
1977	Page.....	28
1978	Page.....	25
1979	Revering.....	25
1980	Henderson.....	22
1981	Armas.....	24
1982	Henderson.....	24
1983	Almon.....	29
1984	Lansford.....	31
1985	Davis.....	34
1986	Canseco.....	29
1987	Canseco.....	35
1988	Henderson.....	38
1989	Lansford.....	28
1990	R. Henderson.....	33
1991	D. Henderson.....	33
1992	Lansford.....	30
1993	Gates.....	29
1994	Javier.....	23
1995	Henderson.....	31
1996	Giambi.....	40
1997	Giambi.....	41
1998	Grieve.....	41
1999	Giambi.....	36
2000	Grieve.....	40
2001	Giambi.....	47
2002	Long.....	32
2003	Tejada.....	42
2004	Byrnes.....	39
2005	Chavez.....	40
2006	Payton.....	32
2007	Swisher.....	36
2008	Crosby.....	39
2009	Suzuki.....	37
2010	Barton.....	33
2011	Matsui.....	28
2012	Reddick.....	29
2013	Lowrie.....	45
2014	Donaldson.....	31
2015	Lawrie.....	29
2016	Alonso.....	34
2017	Lowrie.....	49
2018	Chapman.....	42
2019	Semien.....	43
2020	Canha.....	12
	Grossman.....	12
2021	Olson.....	35
2022	Murphy.....	37

2023 Ruiz..... 24
 2024 Bleday..... 43

Triples

1901 Lajoie..... 13
 1902 Hartsel..... 12
 1903 Hartsel..... 14
 1904 Murphy..... 18
 1905 Hoffman..... 10
 1906 Hartsel..... 9
 1907 Davis..... 8
 Oldring..... 8
 1908 Davis..... 9
1909 Baker..... 19
 1910 Murphy..... 18
 1911 Oldring..... 14
 1912 Baker..... 21
 1913 Collins..... 13
 1914 Collins..... 14
 1915 Strunk..... 16
 1916 Witt..... 15
 1917 Bodie..... 11
 1918 Burns..... 9
 1919 Thomas..... 10
 1920 Walker..... 7
 1921 Dykes..... 13
 1922 Miller..... 12
 1923 Hauser..... 10
 1924 Simmons..... 9
 1925 Simmons..... 12
 1926 Simmons..... 10
 1927 Simmons..... 11
 1928 Cochrane..... 12
 1929 Miller..... 16
 1930 Simmons..... 16
 1931 Simmons..... 13
 1932 Simmons..... 9
 Foxy..... 9
 1933 Higgins..... 11
 1934 Cramer..... 9
 1935 Foxx..... 7
 Warstler..... 7
 1936 Johnson..... 14
 1937 Moses..... 13
 1938 Finney..... 12
 1939 Johnson..... 9
 1940 Moses..... 9
 1941 Chapman..... 9
 Brancato..... 9
 Suder..... 9
 1942 Valo..... 10
 1943 Siebert..... 7
 1944 Estalella..... 9
 1945 Peck..... 9
 1946 Valo..... 6
 McQuinn..... 6
 1947 McCosky..... 7
 1948 Fain..... 6
 Chapman..... 6
 Coleman..... 6
 1949 Valo..... 12
 1950 Dillinger..... 9
 1951 Valo..... 8
 1952 Michaels..... 5
 1953 Phillely..... 9
 1954 Finigan..... 6
 Valo..... 6

1955 Power..... 10
1956 Simpson..... 11
 1957 Simpson..... 6
 DeMaestri..... 6
 1958 Tuttle..... 9
 1959 Maris..... 7
 1960 Siebern..... 6
 1961 Lumpe..... 9
1962 Cimoli..... 15
 1963 Cimoli..... 11
 1964 Green..... 5
 Mathews..... 5
1965 Campaneris..... 12
 1966 Campaneris..... 10
 1967 Campaneris..... 6
 Monday..... 6
 1968 Campaneris..... 9
 1969 Green..... 6
 1970 Monday..... 7
 1971 Monday..... 4
 Rudi..... 4
1972 Rudi..... 9
 1973 Campaneris..... 6
 1974 Campaneris..... 8
 1975 Washington..... 7
1976 Garner..... 12
 1977 Page..... 8
 1978 Page..... 7
 1979 Murphy..... 4
 1980 Armas..... 8
 1981 Henderson..... 7
 1982 Henderson..... 4
 Heath..... 4
 1983 Henderson..... 7
 1984 Lansford..... 5
 Heath..... 5
 1985 Griffin..... 7
 1986 Griffin..... 6
 1987 Polonia..... 10
 1988 Phillips..... 4
 Polonia..... 4
 1989 Phillips..... 6
 1990 R. Henderson..... 3
 Randolph..... 3
 1991 three players tied..... 4
 1992 Wilson..... 5
 1993 Sierra..... 5
 1994 Bordick..... 4
 1995 Gates..... 4
 1996 Bordick..... 4
 Young..... 4
 1997 McDonald..... 4
 Spiezio..... 4
 1998 three players tied..... 2
 1999 Phillips..... 4
 Tejada..... 4
 2000 Piatt..... 5
 2001 Damon..... 4
 Long..... 4
 2002 four players tied..... 4
 2003 Byrnes..... 9
 2004 Dye..... 4
 2005 Ellis..... 5
 2006 Scutarro..... 6
 2007 Buck..... 5
 2008 Barton..... 5
 2009 Davis..... 5

2010 Pennington..... 8
 2011 Weeks..... 8
 2012 Weeks..... 8
 2013 Céspedes..... 4
 2014 Reddick..... 7
 2015 Burns..... 9
 2016 Burns..... 4
 Crisp..... 4
 2017 Lowrie..... 3
 2018 Chapman..... 6
 2019 Semien..... 7
 2020 four players tied..... 2
 2021 Canha..... 4
 2022 Brown..... 3
 2023 Langeliers..... 4
 2024 Bleday..... 4

Home Runs

1901 Lajoie..... 14
1902 Seybold..... 16
 1903 Seybold..... 8
1904 Davis..... 10
1905 Davis..... 12
1906 Davis..... 8
1907 Davis..... 8
 1908 Davis..... 5
 1909 Murphy..... 5
 1910 Murphy..... 4
 Oldring..... 4
1911 Baker..... 11
1912 Baker..... 10
1913 Baker..... 12
1914 Baker..... 9
 1915 Oldring..... 6
 1916 Schang..... 7
 1917 Bodie..... 7
1918 Walker..... 11
 1919 Walker..... 10
 1920 Walker..... 17
 1921 Walker..... 23
 1922 Walker..... 37
 1923 Hauser..... 16
 1924 Hauser..... 27
 1925 Simmons..... 24
 1926 Simmons..... 19
 1927 Simmons..... 15
 1928 Hauser..... 16
 1929 Simmons..... 34
 1930 Foxx..... 37
 1931 Foxx..... 30
1932 Foxx..... 58
1933 Foxx..... 48
 1934 Foxx..... 44
1935 Foxx..... 36
 1936 Johnson..... 25
 1937 Moses..... 25
 Johnson..... 25
 1938 Johnson..... 30
 1939 Johnson..... 23
 1940 Johnson..... 31
 1941 Chapman..... 25
 1942 Johnson..... 13
 1943 Estalella..... 11
 1944 Hayes..... 13
 1945 Estalella..... 8
 1946 Chapman..... 20
 1947 Chapman..... 14

1948 Joost..... 16
 1949 Chapman..... 24
 1950 Chapman..... 23
1951 Zernial..... 33
 1952 Zernial..... 29
 1953 Zernial..... 42
 1954 Wilson..... 15
 1955 Zernial..... 30
 1956 Simpson..... 21
 1957 Zernial..... 27
 1958 Cerv..... 38
 1959 Cerv..... 20
 1960 Siebern..... 19
 1961 Siebern..... 18
 1962 Siebern..... 25
 1963 Siebern..... 16
 1964 Colavito..... 34
 1965 Harrelson..... 23
 1966 Repoz..... 11
 1967 Monday..... 14
 1968 Jackson..... 29
 1969 Jackson..... 47
 1970 Mincher..... 27
 1971 Mincher..... 32
 1972 Epstein..... 26
1973 Jackson..... 32
 1974 Jackson..... 29
1975 Jackson..... 36
 1976 Bando..... 27
 1977 Gross..... 22
 1978 Page..... 17
 1979 Newman..... 22
 1980 Armas..... 35
1981 Armas..... 22
 1982 Armas..... 28
 1983 Murphy..... 17
 Lopes..... 17
 1984 Kingman..... 35
 1985 Kingman..... 30
 1986 Kingman..... 35
1987 McGwire..... 49
1988 Canseco..... 42
 1989 McGwire..... 33
 1990 McGwire..... 39
1991 Canseco..... 44
 1992 McGwire..... 42
 1993 Sierra..... 22
 1994 Sierra..... 23
 1995 McGwire..... 39
1996 McGwire..... 52
 1997 McGwire..... 34
 1998 Giambi..... 27
 1999 Stairs..... 38
 2000 Giambi..... 43
 2001 Giambi..... 38
 2002 Chavez..... 34
 Tejada..... 34
 2003 Chavez..... 29
 2004 Chavez..... 29
 2005 Chavez..... 27
 2006 Thomas..... 39
 2007 Cust..... 26
 2008 Cust..... 33
 2009 Cust..... 25
 2010 Kouzmanoff..... 16
 2011 Willingham..... 29
 2012 Reddick..... 32

2013	Moss	30
2014	Donaldson	29
2015	Reddick	20
2016	Davis	42
2017	Davis	43
2018	Davis	48
2019	Chapman	36
	Olson	36
2020	Olson	14
2021	Olson	39
2022	Brown	25
2023	Rooker	30
2024	Rooker	39
Runs Batted In		
1901	Lajoie	125
1902	Cross	108
1903	Cross	90
1904	Murphy	77
1905	Davis	83
1906	Davis	86
1907	Davis	87
1908	Murphy	86
1909	Baker	65
1910	Collins	81
1911	Baker	115
1912	Baker	130
1913	Baker	117
1914	McInnis	95
1915	Lajoie	61
1916	McInnis	60
1917	Bodie	74
1918	Burns	70
1919	Walker	64
1920	Walker	82
1921	Walker	101
1922	Walker	99
1923	Hauser	94
1924	Hauser	115
1925	Simmons	129
1926	Simmons	109
1927	Simmons	108
1928	Simmons	107
1929	Simmons	157
1930	Simmons	165
1931	Simmons	128
1932	Foxx	169
1933	Foxx	163
1934	Foxx	130
1935	Foxx	115
1936	Johnson	121
1937	Johnson	108
1938	Johnson	113
1939	Johnson	114
1940	Johnson	103
1941	Johnson	107
1942	Johnson	80
1943	Estalella	63
1944	Hayes	78
1945	Kell	56
1946	Chapman	67
1947	Chapman	83
1948	Majeski	120
1949	Chapman	108
1950	Chapman	95
1951	Zernial	125
1952	Zernial	100

1953	Zernial	108
1954	Zernial	62
1955	Zernial	84
1956	Simpson	105
1957	Zernial	69
1958	Cerv	104
1959	Cerv	87
1960	Siebern	69
1961	Siebern	98
1962	Siebern	117
1963	Siebern	83
1964	Colavito	102
1965	Harrelson	66
1966	Green	62
1967	Monday	58
1968	Jackson	74
1969	Jackson	118
1970	Bando	75
1971	Bando	94
1972	Bando	77
1973	Jackson	117
1974	Bando	103
1975	Jackson	104
1976	Rudi	94
1977	Page	75
1978	Page	70
1979	Revering	77
1980	Armas	109
1981	Armas	76
1982	Murphy	94
1983	Murphy	75
1984	Kingman	118
1985	Kingman	91
1986	Canseco	117
1987	McGwire	118
1988	Canseco	124
1989	Parker	97
1990	McGwire	108
1991	Canseco	122
1992	McGwire	104
1993	Sierra	101
1994	Sierra	92
1995	McGwire	90
1996	McGwire	113
1997	McGwire	81
	Giambi	81
1998	Giambi	110
1999	Giambi	123
2000	Giambi	137
2001	Giambi	120
2002	Tejada	131
2003	Tejada	106
2004	Durazo	88
2005	Chavez	101
2006	Thomas	114
2007	Cust	82
2008	Cust	77
2009	Suzuki	88
2010	Suzuki	71
	Kouzmanoff	71
2011	Willingham	98
2012	Reddick	85
2013	Donaldson	93
2014	Donaldson	98
2015	Reddick	77
2016	Davis	102
2017	Davis	110

2018	Davis	123
2019	Semien	92
2020	Olson	42
2021	Olson	111
2022	Brown	73
2023	Rooker	69
2024	Rooker	112
Slugging Percentage		
1901	Lajoie	635
1902	Seybold	503
1903	Seybold	462
1904	Davis	511
1905	Davis	422
1906	Davis	459
1907	Davis	399
1908	Collins	379
1909	Collins	449
1910	Murphy	436
1911	Baker	502
1912	Baker	541
1913	Baker	492
1914	Collins	452
1915	Strunk	427
1916	Strunk	421
1917	Bodie	418
1918	Burns	467
1919	Walker	450
1920	Dugan	442
1921	Walker	504
1922	Miller	553
1923	Hauser	473
1924	Hauser	516
1925	Simmons	596
1926	Simmons	566
1927	Simmons	645
1928	Simmons	558
1929	Simmons	642
1930	Simmons	708
1931	Simmons	641
1932	Foxx	749
1933	Foxx	703
1934	Foxx	653
1935	Foxx	636
1936	Johnson	525
1937	Johnson	556
1938	Johnson	552
1939	Johnson	553
1940	Johnson	514
1941	Chapman	543
1942	Johnson	451
1943	Siebert	328
1944	Siebert	423
1945	Estalella	435
1946	Chapman	429
1947	Fain	423
1948	Majeski	454
1949	Chapman	455
1950	Lehner	436
1951	Zernial	525
1952	Zernial	452
1953	Zernial	559
1954	Finigan	421
1955	Zernial	508
1956	Simpson	490
1957	Zernial	471
1958	Cerv	592

1959	Cerv	479
1960	Siebern	471
1961	Siebern	475
1962	Siebern	495
1963	Siebern	410
1964	Colavito	507
1965	Harrelson	429
1966	Campaneris	369
1967	Monday	419
1968	Jackson	452
1969	Jackson	608
1970	Mincher	460
1971	Jackson	508
1972	Epstein	490
1973	Jackson	531
1974	Jackson	514
1975	Jackson	511
1976	Tenace	458
1977	Page	521
1978	Page	459
1979	Revering	483
1980	Armas	500
1981	Armas	480
1982	Armas	433
1983	Lopes	423
1984	Kingman	505
1985	Davis	484
1986	Canseco	457
1987	McGwire	618
1988	Canseco	569
1989	McGwire	467
1990	R. Henderson	577
1991	Canseco	556
1992	McGwire	585
1993	R. Henderson	553
1994	Berroa	485
1995	McGwire	685
1996	McGwire	730
1997	Giambi	495
1998	Stairs	511
1999	Jaha	556
2000	Giambi	647
2001	Giambi	660
2002	Chavez	513
2003	Chavez	514
2004	Durazo	523
2005	Chavez	466
2006	Thomas	545
2007	Cust	504
2008	Cust	476
2009	Suzuki	421
2010	Barton	405
2011	Willingham	477
2012	Céspedes	505
2013	Moss	522
2014	Donaldson	456
2015	Reddick	449
2016	Davis	524
2017	Davis	528
2018	Davis	549
2019	Olson	545
2020	Grossman	482
2021	Olson	540
2022	Brown	444
2023	Rooker	488
2024	Rooker	562

Walks

1901	Seybold	40
1902	Hartsel	87
1903	Pickering	53
1904	Hartsel	75
1905	Hartsel	121
1906	Hartsel	88
1907	Hartsel	106
1908	Hartsel	93
1909	Collins	62
1910	Hartsel	58
1911	Collins	62
1912	Collins	101
1913	Collins	85
1914	Collins	97
1915	Schang	66
1916	Strunk	66
1917	Strunk	68
1918	Jamieson	54
1919	Witt	46
1920	Dykes	52
1921	Witt	77
1922	Walker	61
1923	Hauser	94
1924	Hauser	56
1925	Bishop	87
1926	Bishop	116
1927	Bishop	105
1928	Bishop	97
1929	Bishop	128
1930	Bishop	128
1931	Bishop	112
1932	Foxx	116
1933	Bishop	106
	Cochrane	106
1934	Foxx	111
1935	Foxx	114
1936	Johnson	88
1937	Johnson	98
1938	Werber	93
1939	Johnson	99
1940	Johnson	83
1941	Johnson	95
	McCoy	95
1942	Johnson	82
1943	White	61
1944	Siebert	62
1945	Estalella	74
1946	McQuinn	64
1947	Joost	114
1948	Joost	119
1949	Joost	149
1950	Fain	133
1951	Joost	106
1952	Joost	122
1953	Robinson	63
1954	Finigan	64
1955	Finigan	61
1956	Lopez	63
1957	Lopez	41
1958	Tuttle	74
1959	Maris	58
1960	Siebern	72
1961	Howser	92
1962	Siebern	110
1963	Siebern	79
1964	Causey	88

1965	Harrelson	66
1966	Hersberger	47
1967	Gosger	53
1968	Monday	72
1969	Jackson	114
1970	Bando	118
1971	Bando	86
1972	Epstein	68
1973	Tenace	101
1974	Tenace	110
1975	Tenace	106
1976	Tenace	81
1977	Gross	86
1978	Page	53
1979	Murphy	83
1980	Henderson	117
1981	Murphy	73
1982	Henderson	116
1983	Henderson	103
1984	Henderson	88
1985	Murphy	84
1986	Phillips	76
1987	McGwire	71
1988	Canseco	78
1989	McGwire	83
1990	McGwire	110
1991	R. Henderson	98
1992	R. Henderson	95
1993	R. Henderson	85
1994	Henderson	72
1995	McGwire	88
1996	McGwire	116
1997	McGwire	58
1998	Henderson	118
1999	Giambi	105
2000	Giambi	137
2001	Giambi	129
2002	Justice	70
2003	Durazo	100
2004	Chavez	95
2005	Chavez	98
2006	Swisher	97
2007	Cust	105
2008	McGwire	111
2009	Cust	93
2010	Barton	110
2011	Matsui	56
	Willingham	56
2012	Reddick	55
2013	Donaldson	76
2014	Donaldson	76
2015	Vogt	56
2016	Semien	51
2017	K. Davis	73
	Lowrie	73
2018	Lowrie	78
2019	Semien	87
2020	Canha	37
2021	Olson	88
2022	Murphy	56
2023	Noda	77
2024	Bleday	67

Strikeouts

1913	Murphy	44
	Schang	44
1914	Murphy	46

1915	Walsh	64
1916	Witt	71
1917	Grover	53
1918	Dugan	55
	Kopp	55
1919	Thomas	52
1920	Dykes	75
1921	Dykes	73
1922	Dykes	98
1923	Hauser	52
1924	Simmons	60
1925	Dykes	49
1926	Simmons	49
1927	Hale	32
1928	Hauser	45
1929	Foxx	70
1930	Foxx	66
1931	Foxx	84
1932	Foxx	96
1933	Foxx	93
1934	Foxx	75
1935	Foxx	99
1936	Johnson	71
1937	Peters	59
1938	Chapman	94
1939	Nagel	86
1940	Chapman	96
1941	Johnson	95
1942	Johnson	61
1943	White	51
1944	Estalella	60
1945	Estalella	46
1946	Chapman	66
1947	Joost	110
1948	Joost	87
1949	Joost	80
1950	Chapman	79
1951	Zernial	99
1952	Joost	94
1953	Zernial	79
1954	Finigan	66
1955	Zernial	90
1956	Simpson	82
1957	Zernial	84
1958	DeMaestri	84
1959	Cerv	87
1960	Williams	68
	Siebern	68
1961	Siebern	91
1962	Cimoli	89
1963	Siebern	82
1964	Mathews	143
1965	Harrelson	112
1966	Green	101
1967	Monday	107
1968	Jackson	171
1969	Jackson	142
1970	Jackson	135
1971	Jackson	161
1972	Jackson	125
1973	Jackson	116
1974	Jackson	105
	Tenace	105
1975	Jackson	133
1976	North	95
1977	Gross	84
1978	Page	95

1979	Page	93
1980	Armas	123
1981	Armas	115
1982	Armas	128
1983	Murphy	105
1984	Kingman	119
1985	Murphy	123
1986	Canseco	175
1987	Canseco	157
1988	Canseco	128
1989	D. Henderson	131
1990	Canseco	158
1991	Canseco	152
1992	McGwire	105
1993	D. Henderson	113
1994	Javier	76
1995	Berroa	98
1996	Berroa	122
1997	Canseco	122
1998	Grieve	123
1999	Jaha	129
2000	Grieve	130
2001	Long	103
2002	Chavez	119
2003	Durazo	105
2004	Crosby	141
2005	Chavez	129
2006	Swisher	152
2007	Cust	164
2008	Cust	197
2009	Cust	185
2010	Cust	127
2011	Willingham	150
2012	Reddick	151
2013	Moss	140
2014	Moss	153
2015	Lawrie	144
2016	Davis	166
2017	Davis	195
2018	Davis	175
2019	Chapman	147
2020	Olson	77
2021	Chapman	202
2022	Brown	146
2023	Rooker	172
2024	Gelof	188

Stolen Bases

1901	Fultz	36
1902	Hartsel	47
1903	Pickering	40
1904	Murphy	22
1905	Hoffman	46
1906	Hartsel	31
1907	Oldring	29
1908	Davis	20
1909	Collins	67
1910	Collins	81
1911	Collins	38
	Baker	38
1912	Collins	63
1913	Collins	54
1914	Collins	58
1915	Walsh	22
1916	Walsh	27
1917	McInnis	18
1918	Kopp	22

1919	Kopp.....16	1944	Garrison.....10	1973	North.....53	2002	Chavez.....8
1920	Walker.....9	1945	Peck.....5	1974	North.....54	2003	Byrnes.....10
1921	Witt.....16	1946	Valo.....9	1975	Washington.....40		Tejada.....10
1922	Miller.....10	1947	Valo.....11	1976	North.....75	2004	Byrnes.....17
	Galloway.....10	1948	Fain.....10	1977	Page.....42	2005	Kendall.....8
1923	Mathews.....16		Valo.....10	1978	Dilone.....50	2006	Kendall.....11
1924	Simmons.....16	1949	Valo.....14	1979	Henderson.....33	2007	Stewart.....11
1925	Galloway.....16	1950	Valo.....12	1980	Henderson.....100	2008	Davis.....25
1926	Simmons.....10	1951	Valo.....11	1981	Henderson.....56	2009	Davis.....41
1927	Cobb.....22	1952	Valo.....12	1982	Henderson.....130	2010	Davis.....50
1928	Miller.....10	1953	Philly.....13	1983	Henderson.....108	2011	Crisp.....49
1929	Miller.....24	1954	Jacobs.....17	1984	Henderson.....66	2012	Crisp.....39
1930	Miller.....13	1955	Valo.....5	1985	Collins.....29	2013	Crisp.....21
1931	Miller.....5	1956	Pilarcik.....9	1986	Griffin.....33	2014	Gentry.....20
1932	McNair.....8	1957	Martin.....7	1987	Polonia.....29	2015	Burns.....26
	Dykes.....8	1958	Tuttle.....7	1988	Canseco.....40	2016	Burns.....14
1933	Johnson.....8	1959	Tuttle.....10	1989	R. Henderson.....52	2017	R. Davis.....26
	Cochrane.....8	1960	Snyder.....7	1990	R. Henderson...65	2018	Semien.....14
1934	Johnson.....12	1961	Howser.....37	1991	R. Henderson..58	2019	Laureano.....13
1935	Warstler.....8	1962	Charles.....20	1992	R. Henderson.....48	2020	Grossman.....8
1936	Newsome.....13	1963	Tartabull.....16	1993	R. Henderson.....31	2021	Marte.....25
1937	Werber.....35	1964	Charles.....12	1994	Javier.....24	2022	Brown.....11
1938	Werber.....19	1965	Campaneris....51	1995	Javier.....36		Kemp.....11
1939	Johnson.....15	1966	Campaneris....52	1996	Battle.....10		Laureano.....11
1940	Hayes.....9	1967	Campaneris....55	1997	McDonald.....13	2023	Ruiz.....67
1941	Chapman.....6	1968	Campaneris....62	1998	Henderson.....66	2024	Gelof.....25
	Johnson.....6	1969	Campaneris....62	1999	Phillips.....11		
1942	Valo.....13	1970	Campaneris....42		Velarde.....11		Bold denotes tied or led league
1943	Welaj.....12	1971	Campaneris....34	2000	Velarde.....9		
	White.....12	1972	Campaneris....52	2001	Damon.....27		

A'S CLINCHING DATES IN DIVISIONAL PLAY ERA

Year	Date	Game No.	Opponent	Score	Winner	Loser
1971	September 15	149	at Chicago	3-2	Grant	Wood
1972	September 28	150	Minnesota	8-7	Fingers	LaRoche
1973	September 23	156	at Chicago	10-5	Blue	Wood
1974	September 27	158	Chicago	2-3	Bahnsen	Holtzman
1975	September 24	158	Chicago	13-2	Blue	Jefferson
1988	September 19	151	Minnesota	5-3	Stewart	Toliver
1989	September 27	158	Texas	5-0	Moore	Moyer
1990	September 25	154	at Kansas City	5-0	Stewart	Appier
1992	September 28	156/157	Off Day ¹			
2000	October 1	161	Texas	3-0	Hudson	Glynn
2001	September 23 (Wild Card)	150	Seattle	7-4	Mulder	Garcia
2002	September 20 (Playoff)	154	Texas	4-2	Mecir	Kolb
	September 26 (Division)	159	at Seattle	5-3 (10)	Koch	Hasegawa
2003	September 23	158	Texas	4-3 (10)	Foulke	Cordero
2006	September 26	157	at Seattle	12-3	Harden	Woods
2012	October 1 (Playoff)	160	Texas	4-3	Parker	Perez
	October 3 (Division)	162	Texas	12-5	Scribner	Holland
2013	September 22 (Division)	156	Minnesota	11-7	Gray	De Vries
2014	September 28 (Wild Card)	162	at Texas	4-0	Gray	Martinez
2018	September 24 (Wild Card)	157	at Seattle	7-3	Buchter	Armstrong
2019	September 27 (Wild Card)	160	at Seattle	3-4	Warren	Hendriks
2020	September 18 (Playoff)	51	San Francisco	6-0	Bassitt	Webb
	September 21 (Division)	53/54	Off Day ²			

¹Chicago defeated 2nd place Minnesota on the A's off day.

²Seattle defeated 2nd place Houston on the A's off day.

ATHLETICS YEAR-BY-YEAR PITCHING LEADERS

Wins

1901	Fraser	20
1902	Waddell	24
1903	Plank	23
1904	Plank	26
1905	Waddell	26
1906	Plank	19
1907	Plank	24
1908	Vickers	18
1909	Plank	19
1910	Coombs	31
1911	Coombs	28
1912	Plank	26
1913	Bender	21
1914	Bender	17
	Bush	17
1915	Wyckoff	10
1916	Bush	15
1917	Bush	11
1918	Perry	21
1919	Johnson	9
	Kinney	9
1920	Perry	11
1921	Rommel	16
1922	Rommel	27
1923	Rommel	18
1924	Rommel	18
1925	Rommel	21
1926	Grove	13
1927	Grove	20
1928	Grove	24
1929	Earnshaw	24
1930	Grove	28
1931	Grove	31
1932	Grove	25
1933	Grove	24
1934	Marcum	14
1935	Marcum	17
1936	Kelley	15
1937	Kelley	13
1938	Caster	16
1939	Nelson	10
1940	Babich	14
1941	Knott	13
1942	Marchildon	17
1943	Flores	12
1944	Christopher	14
1945	Christopher	13
1946	Marchildon	13
1947	Marchildon	19
1948	Fowler	15
1949	Kellner	20
1950	Hooper	15
1951	Shantz	18
1952	Shantz	24
1953	Kellner	11
	Byrd	11
1954	Portocarrero	9
1955	Ditmar	12
1956	Ditmar	12
1957	Trucks	9
	Morgan	9
1958	Garver	12

1959	Daley	16
1960	Daley	16
1961	Bass	11
1962	Rakow	14
1963	Wickersham	12
	Pena	12
1964	Pena	12
1965	Sheldon	10
	Talbot	10
1966	Krausse	14
1967	Hunter	13
1968	Odom	16
1969	Odom	15
	Dobson	15
1970	Hunter	18
1971	Blue	24
1972	Hunter	21
1973	Holtzman	21
	Hunter	21
1974	Hunter	25
1975	Blue	22
1976	Blue	18
1977	Blue	14
1978	Johnson	11
1979	Langford	12
1980	Norris	22
1981	McCatty	14
1982	Langford	11
	Keough	11
1983	Codioli	12
1984	Burris	13
1985	Codioli	14
1986	Young	13
1987	Stewart	20
1988	Stewart	21
1989	Stewart	21
1990	Welch	27
1991	Moore	17
1992	Moore	17
1993	Witt	14
1994	Darling	10
1995	Stottlemeyre	14
1996	Wasdin	8
1997	Small	9
1998	Rogers	16
1999	Heredia	13
2000	Hudson	20
2001	Mulder	21
2002	Zito	23
2003	Hudson	16
2004	Mulder	17
2005	Haren	14
	Zito	14
2006	Blanton	16
	Zito	16
2007	Haren	15
2008	Duchscherer	10
2009	Anderson	11
2010	Cahill	18
2011	Gonzalez	16
2012	Milone	13
	Parker	13
2013	Colón	18

2014	Kazmir	15
2015	Gray	14
2016	Graveman	10
2017	Manaea	12
2018	Manaea	12
2019	Fiers	15
2020	Fiers	6
2021	Montas	13
2022	Irvin	9
2023	Fujinami	5
	Sears	5
2024	Sears	11

Losses

1901	Fraser	15
1902	Plank	15
1903	Plank	16
	Waddell	16
1904	Plank	17
	Waddell	17
	Henley	17
1905	Plank	12
	Henley	12
1906	Waddell	16
1907	Plank	16
1908	Vickers	19
1909	Morgan	11
	Coombs	11
1910	Morgan	12
1911	Coombs	12
1912	Brown	11
1913	Brown	11
1914	Bush	12
1915	Wyckoff	22
1916	Bush	24
1917	Bush	17
1918	Perry	19
1919	Naylor	18
1920	Perry	25
1921	Rommel	23
1922	Harriss	20
1923	Rommel	19
1924	Rommel	15
1925	Walberg	14
1926	Grove	13
1927	Grove	13
1928	Walberg	12
1929	Walberg	11
1930	Earnshaw	13
1931	Walberg	12
1932	Earnshaw	13
	Mahaffey	13
1933	Walberg	13
1934	Cain	17
1935	Dietrich	13
1936	Rhodes	20
1937	Kelley	21
1938	Caster	20
1939	Ross	14
1940	Caster	19
1941	Marchildon	15
1942	Wolff	15
	Harris	15

1943	Harris	21
1944	Newsom	15
1945	Newsom	20
1946	Marchildon	16
	Knerr	16
	Fowler	16
1947	Flores	13
1948	Marchildon	15
1949	Coleman	14
1950	Kellner	20
1951	Kellner	14
1952	Byrd	15
	Hooper	15
1953	Byrd	20
1954	Portocarrero	18
1955	Ditmar	12
1956	Ditmar	22
1957	Garver	13
1958	Terry	13
1959	Daley	13
	Garver	13
1960	Daley	16
1961	Archer	15
1962	Rakow	17
1963	Pena	20
1964	Segui	17
1965	O'Donoghue	18
1966	Hunter	11
1967	Hunter	17
	Nash	17
	Krausse	17
1968	Dobson	14
1969	Hunter	15
1970	Dobson	15
1971	Odom	12
1972	Holtzman	11
1973	Holtzman	13
1974	Holtzman	17
1975	Holtzman	14
1976	Blue	13
1977	Langford	19
	Blue	19
1978	Keough	15
1979	Keough	17
1980	Kingman	20
1981	Langford	10
1982	Keough	18
1983	Codioli	12
1984	McCatty	14
1985	Codioli	14
1986	Rijo	11
1987	Stewart	13
1988	Stewart	12
1989	Moore	11
1990	Moore	15
1991	Welch	13
1992	Moore	12
1993	Witt	13
1994	Darling	11
1995	Van Poppel	8
1996	Johns	12
1997	Karsay	12
1998	Candiotti	16

1999	Haynes	12
2000	Appier	11
	Heredia	11
2001	Hudson	9
2002	Lidle	10
2003	Zito	12
2004	Redman	12
2005	Zito	13
2006	Haren	13
2007	Gaudin	13
2008	Smith	16
2009	Cahill	13
2010	Braden	14
2011	Cahill	14
2012	Ross	11
2013	Griffin	10
2014	Gray	10
2015	Chavez	15
2016	Graveman	11
	Gray	11
2017	Gossett	11
2018	Manaea	9
2019	Anderson	9
2020	Montas	5
2021	Irvin	15
2022	Irvin	13
2023	Sears	14
2024	Sears	13

ERA

1901	Plank	3.31
1902	Waddell	2.05
1903	Plank	2.38
1904	Waddell	1.62
1905	Waddell	1.48
1906	Waddell	2.21
1907	Bender	2.05
1908	Coombs	2.00
1909	Krause	1.39
1910	Coombs	1.30
1911	Plank	2.10
1912	Plank	2.21
1913	Bender	2.21
1914	Bender	2.26
1915	Wyckoff	3.52
1916	Bush	2.57
1917	Bush	2.47
1918	Perry	1.98
1919	Naylor	3.34
1920	Rommel	2.84
1921	Rommel	3.95
1922	Rommel	3.28
1923	Rommel	3.27
1924	Baumgartner	2.88
1925	Gray	3.39
1926	Grove	2.51
1927	Quinn	3.18
1928	Grove	2.57
1929	Grove	2.82
1930	Grove	2.54
1931	Grove	2.05
1932	Grove	2.84
1933	Grove	3.21
1934	Cain	4.40
1935	Marcum	4.07
1936	Kelley	3.87
1937	Smith	3.93

1938	Caster	4.36
1939	Nelson	4.77
1940	Babich	3.73
1941	Marchildon	3.57
1942	Wolff	3.32
1943	Flores	3.12
1944	Newsom	2.82
1945	Christopher	3.17
1946	Flores	2.32
1947	Fowler	2.81
1948	Fowler	3.78
1949	Fowler	3.74
1950	Brissie	4.02
1951	Shantz	3.95
1952	Shantz	2.48
1953	Fricano	3.88
1954	Portocarrero	4.06
1955	Kellner	4.20
1956	Gorman	3.84
1957	Trucks	3.03
1958	Herbert	3.50
1959	Daley	3.17
1960	Herbert	3.27
1961	Archer	3.20
1962	Rakow	4.25
1963	Drabowsky	3.05
1964	Pena	4.44
1965	O'Donoghue	4.14
1966	Krausse	2.98
1967	Hunter	2.80
1968	Nash	2.28
1969	Odom	2.92
1970	Segui	2.56
1971	Blue	1.82
1972	Hunter	2.04
1973	Holtzman	2.97
1974	Hunter	2.49
1975	Blue	3.01
1976	Blue	2.35
1977	Blue	3.83
1978	Keough	3.24
1979	McCatty	4.22
1980	Norris	2.53
1981	McCatty	2.32
1982	McCatty	3.99
1983	Krueger	3.61
1984	Burris	3.15
1985	Sutton	3.89
1986	Haas	2.74
1987	Stewart	3.68
1988	Stewart	3.23
1989	Moore	2.61
1990	Stewart	2.56
1991	Moore	2.96
1992	Welch	3.27
1993	Witt	4.29
1994	Ontiveros	2.65
1995	Ontiveros	4.37
1996	Prieto	4.15
1997	Small	4.28
1998	Rogers	3.17
1999	Hudson	3.23
2000	Heredia	4.12
2001	Hudson	3.37
2002	Zito	2.75
2003	Hudson	2.70
2004	Hudson	3.53

2005	Blanton	3.53
2006	Zito	3.83
2007	Haren	3.07
2008	Smith	4.16
2009	Anderson	4.06
2010	Cahill	2.97
2011	Gonzalez	3.12
2012	Parker	3.47
2013	Colón	2.65
2014	Gray	3.08
2015	Gray	2.73
2016	Graveman	4.11
2017	Manaea	4.37
2018	Manaea	3.59
2019	Anderson	3.89
2020	Bassitt	2.29
2021	Montas	3.37
2022	Irvin	3.98
2023	Sears	4.54
2024	Sears	4.38

Games

1901	Fraser	40
1902	Plank	36
1903	Plank	43
1904	Waddell	46
1905	Waddell	46
1906	Waddell	43
1907	Waddell	44
1908	Vickers	53
1909	Plank	34
	Bender	34
1910	Coombs	45
1911	Coombs	47
1912	Coombs	40
1913	Bender	48
1914	Bush	38
	Shawkey	38
1915	Wyckoff	43
1916	Myers	44
1917	Myers	38
1918	Perry	44
1919	Kinney	43
1920	Perry	42
	Naylor	42
1921	Rommel	46
1922	Rommel	51
1923	Rommel	56
1924	Rommel	43
1925	Walberg	53
1926	Pate	47
1927	Grove	51
1928	Rommel	43
1929	Earnshaw	44
1930	Grove	50
1931	Walberg	44
1932	Grove	44
1933	Grove	45
1934	Cascarella	42
1935	Dietrich	43
1936	Kelley	35
	Rhodes	35
1937	Kelley	41
1938	Smith	43
1939	Dean	54
1940	Heusser	41
1941	Ferrick	36

1942	Marchildon	38
1943	Wolff	41
1944	Berry	53
1945	Berry	52
1946	Savage	40
1947	Christopher	44
	Savage	44
1948	Harris	45
1949	Kellner	38
	Scheib	38
1950	Brissie	46
1951	Scheib	46
1952	Hooper	43
1953	Martin	58
1954	Burtschy	38
1955	Gorman	57
1956	Crimian	54
1957	Trucks	48
1958	Gorman	50
1959	Grim	40
1960	Kutyna	51
1961	Kunkel	58
1962	Wyatt	59
1963	Wyatt	63
1964	Wyatt	81
1965	Dickson	68
1966	Aker	66
1967	Aker	57
1968	Aker	54
1969	Lindblad	60
	Fingers	60
1970	Grant	72
1971	Fingers	48
1972	Fingers	65
1973	Fingers	62
1974	Fingers	76
1975	Fingers	75
1976	Fingers	70
1977	Lacey	64
1978	Lacey	74
1979	Heaverlo	62
1980	Lacey	47
1981	Jones	33
1982	Underwood	56
1983	Underwood	51
1984	Caudill	68
1985	Howell	63
1986	Ontiveros	46
1987	Eckersley	54
	Nelson	54
1988	Eckersley	60
1989	Honeycutt	64
1990	Eckersley	63
1991	Eckersley	67
1992	Eckersley	69
1993	Eckersley	64
1994	Eckersley	45
1995	Eckersley	52
1996	Groom	72
	Mohler	72
1997	Groom	78
1998	Groom	75
1999	Groom	76
2000	Tam	72
2001	Tam	70
2002	Koch	84

2003	Bradford.....72	1940	Babich.....30	1999	Heredia.....33	1929	Grove.....21
	Foulke.....72	1941	Marchildon.....27	2000	Heredia.....32	1930	Grove.....22
2004	Bradford.....68	1942	Marchildon.....31		Hudson.....32	1931	Grove.....27
2005	Rincon.....67	1943	Flores.....27	2001	Hudson.....35	1932	Grove.....27
	Street.....67		Harris.....27		Zito.....35	1933	Grove.....21
2006	Calero.....70	1944	Newsom.....33	2002	Zito.....35	1934	Marcum.....17
2007	Embree.....68	1945	Newsom.....34	2003	Zito.....35	1935	Marcum.....19
2008	Embree.....70	1946	Marchildon.....29	2004	Zito.....34	1936	Kelley.....20
2009	Wuertz.....74	1947	Marchildon.....35	2005	Zito.....35	1937	Caster.....19
2010	Breslow.....75	1948	Marchildon.....30	2006	Haren.....34	1938	Caster.....20
2011	Breslow.....67	1949	Coleman.....30		Zito.....34	1939	Nelson.....12
	Fuentes.....67	1950	Brissie.....31	2007	Blanton.....34	1940	Babich.....16
2012	Balfour.....75	1951	Kellner.....29		Gaudin.....34	1941	Marchildon.....14
2013	Cook.....71	1952	Shantz.....33		Haren.....34	1942	Marchildon.....18
2014	Gregerson.....72		Kellner.....33	2008	Smith.....32	1943	Harris.....15
	Otero.....72	1953	Byrd.....37	2009	Cahill.....32	1944	Newsom.....18
2015	Abad.....62	1954	Portocarrero.....33	2010	Gonzalez.....33	1945	Christopher.....17
2016	Dull.....70	1955	Kellner.....24	2011	Cahill.....34	1946	Marchildon.....16
2017	Coulombe.....72	1956	Ditmar.....34	2012	Milone.....31	1947	Marchildon.....21
2018	Petit.....74	1957	Garver.....23	2013	Griffin.....32	1948	Fowler.....16
2019	Petit.....80	1958	Terry.....33		Parker.....32	1949	Kellner.....19
2020	Petit.....26	1959	Garver.....30	2014	Gray.....33	1950	Kellner.....15
2021	Petit.....78	1960	Daley.....35	2015	Gray.....31		Brissie.....15
2022	Acevedo.....70	1961	Archer.....27	2016	Graveman.....31	1951	Shantz.....13
2023	Erceg.....50	1962	Rakow.....35	2017	Manaea.....29	1952	Shantz.....27
2024	McFarland.....79	1963	Wickersham.....33	2018	Manaea.....27	1953	Kellner.....14
		1964	Segui.....35	2019	Fiers.....33	1954	Portocarrero.....16
		1965	Talbot.....33	2020	four players tied..11	1955	Ditmar.....7
		1966	Hunter.....25	2021	Irvin.....32	1956	Ditmar.....14
		1967	Hunter.....35		Manaea.....32	1957	Garver.....6
		1968	Dobson.....34		Montas.....32	1958	Garver.....10
			Hunter.....34	2022	Irvin.....30	1959	Daley.....12
		1969	Dobson.....35	2023	Sears.....32	1960	Herbert.....14
			Hunter.....35	2024	Sears.....32	1961	Archer.....9
		1970	Hunter.....40			1962	Rakow.....11
			Dobson.....40			1963	Drabowsky.....9
		1971	Blue.....39				Pena.....9
		1972	Hunter.....37			1964	Pena.....5
		1973	Holtzman.....40			1965	Segui.....5
		1974	Hunter.....41			1966	Nash.....5
		1975	Holtzman.....38			1967	Hunter.....13
			Blue.....38			1968	Nash.....12
		1976	Torrez.....39			1969	Dobson.....11
		1977	Blue.....38			1970	Dobson.....13
		1978	Keough.....32			1971	Blue.....24
		1979	Langford.....29			1972	Holtzman.....16
		1980	Langford.....33				Hunter.....16
			Norris.....33			1973	Holtzman.....16
		1981	Langford.....24			1974	Hunter.....23
		1982	Keough.....34			1975	Holtzman.....13
		1983	Codioli.....31				Blue.....13
		1984	McCatty.....30			1976	Blue.....20
		1985	Codioli.....37			1977	Blue.....16
		1986	Young.....27			1978	Johnson.....7
		1987	Stewart.....37			1979	Langford.....14
		1988	Stewart.....37			1980	Langford.....28
		1989	Stewart.....36			1981	Langford.....18
		1990	Stewart.....36			1982	Langford.....15
		1991	Stewart.....35			1983	Codioli.....7
			Welch.....35			1984	Burris.....5
		1992	Moore.....36			1985	Codioli.....4
		1993	Witt.....33			1986	Andujar.....7
		1994	Darling.....25			1987	Stewart.....8
		1995	Stottlemire.....31			1988	Stewart.....14
		1996	Wengert.....25			1989	Stewart.....8
		1997	Karsay.....24			1990	Stewart.....11
		1998	Rogers.....34			1991	Welch.....7

Games Started

1901	Fraser.....37
1902	Plank.....32
1903	Plank.....40
1904	Waddell.....46
1905	Plank.....41
1906	Waddell.....34
1907	Plank.....40
1908	Vickers.....33
1909	Plank.....33
1910	Coombs.....38
1911	Coombs.....40
1912	Coombs.....32
1913	Brown.....35
1914	Shawkey.....31
1915	Wyckoff.....34
1916	Myers.....35
1917	Bush.....31
1918	Perry.....36
1919	Johnson.....25
1920	Naylor.....36
1921	Rommel.....32
1922	Rommel.....33
1923	Hasty.....36
1924	Rommel.....34
1925	Harriss.....33
1926	Grove.....33
1927	Walberg.....34
1928	Grove.....31
1929	Grove.....37
1930	Earnshaw.....39
1931	Walberg.....35
1932	Walberg.....34
1933	Cain.....32
1934	Cain.....32
1935	Marcum.....27
1936	Rhodes.....28
1937	Caster.....33
1938	Caster.....40
1939	Ross.....28

Complete Games

1901	Fraser.....35
1902	Plank.....31
1903	Waddell.....34
1904	Waddell.....39
1905	Plank.....35
1906	Bender.....24
1907	Plank.....33
1908	Vickers.....21
	Plank.....21
1909	Plank.....24
	Bender.....24
1910	Coombs.....35
1911	Coombs.....26
1912	Plank.....24
1913	Plank.....18
1914	Shawkey.....18
1915	Wyckoff.....20
1916	Myers.....31
1917	Bush.....17
1918	Perry.....30
1919	Naylor.....17
1920	Perry.....20
	Naylor.....20
1921	Rommel.....20
1922	Rommel.....22
1923	Rommel.....19
1924	Rommel.....21
1925	Harriss.....15
1926	Grove.....20
1927	Walberg.....15
1928	Grove.....24

1992	Darling	4
1993	Witt	5
1994	Witt	5
1995	Ontiveros	2
	Stottlemyre	2
1996	Prieto	2
1997	Aquist	1
	Wengert	1
1998	Rogers	7
1999	Rogers	3
2000	Heredia	2
	Hudson	2
2001	Mulder	6
2002	Hudson	4
2003	Mulder	9
2004	Mulder	5
2005	Haren	3
2006	Haren	2
	Loaiza	2
2007	Blanton	3
2008	Smith	2
2009	Anderson	1
	Tomko	1
2010	Braden	5
2011	McCarthy	5
2012	Milone	1
2013	Colón	3
2014	Gray	2
	Kazmir	2
	Samardzija	2
2015	Gray	3
2016	Graveman	2
2017	Mengden	1
2018	Manaea	1
	Mengden	1
2019	Fiers	1
2020	Minor	1
2021	Manaea	2
2022	None	
2023	None	
2024	Estes	1

Saves

1969	Fingers	12
1970	Grant	24
1971	Fingers	17
1972	Fingers	21
1973	Fingers	22
1974	Fingers	18
1975	Fingers	24
1976	Fingers	20
1977	Bair	7
	Lacey	7
1978	Sosa	14
1979	Heaverlo	9
1980	Lacey	6
1981	Beard	3
	Jones	3
1982	Beard	11
1983	Beard	10
1984	Caudill	36
1985	Howell	29
1986	Howell	16
1987	Eckersley	16
	Howell	16
1988	Eckersley	45
1989	Eckersley	33

1990	Eckersley	48
1991	Eckersley	43
1992	Eckersley	51
1993	Eckersley	36
1994	Eckersley	19
1995	Eckersley	29
1996	Taylor	17
1997	Taylor	23
1998	Taylor	33
1999	Taylor	26
2000	Isringhausen	33
2001	Isringhausen	34
2002	Koch	44
2003	Foulke	43
2004	Dotel	22
2005	Street	23
2006	Street	37
2007	Embree	17
2008	Street	18
2009	Bailey	26
2010	Bailey	25
2011	Bailey	24
2012	Balfour	24
2013	Balfour	38
2014	Doolittle	22
2015	Clippard	17
2016	Madson	30
2017	Casilla	16
2018	Treinen	38
2019	Hendriks	25
2020	Hendriks	14
2021	Trivino	22
2022	Jiménez	11
2023	May	21
2024	Miller	28

Innings Pitched

1901	Fraser	331
1902	Plank	300
1903	Plank	336
1904	Waddell	383
1905	Plank	347
1906	Waddell	273
1907	Plank	344
1908	Vickers	300
1909	Plank	275
1910	Coombs	353
1911	Coombs	337
1912	Coombs	262
1913	Bender	237
1914	Shawkey	237
1915	Wyckoff	276
1916	Myers	315
1917	Bush	233
1918	Perry	332
1919	Naylor	205
1920	Perry	264
1921	Rommel	285
1922	Rommel	294
1923	Rommel	298
1924	Rommel	278
1925	Rommel	261
1926	Grove	258
1927	Grove	262
1928	Grove	262
1929	Grove	275
1930	Earnshaw	296

1931	Walberg	291
1932	Grove	292
1933	Grove	275
1934	Marcum	232
1935	Marcum	243
1936	Kelley	235
1937	Caster	232
1938	Caster	281
1939	Nelson	198
1940	Babich	229
1941	Marchildon	204
1942	Marchildon	244
1943	Flores	231
1944	Newsom	265
1945	Newsom	257
1946	Marchildon	227
1947	Marchildon	277
1948	Marchildon	226
1949	Kellner	245
1950	Brissie	246
1951	Kellner	210
1952	Shantz	280
1953	Byrd	237
1954	Portocarrero	248
1955	Ditmar	175
1956	Ditmar	254
1957	Garver	145
1958	Terry	217
1959	Daley	216
1960	Herbert	253
1961	Archer	205
1962	Rakow	235
1963	Wickersham	238
1964	Pena	219
1965	Talbot	198
1966	Krausse	178
1967	Hunter	260
1968	Hunter	234
1969	Hunter	247
1970	Dobson	267
1971	Blue	213
1972	Hunter	295
1973	Holtzman	297
1974	Hunter	318
1975	Blue	278
1976	Blue	298
1977	Blue	279.2
1978	Keough	197.1
1979	Langford	219.0
1980	Langford	290.0
1981	Langford	195.1
1982	Langford	237.1
1983	Codirollo	205.2
1984	Burris	211.2
1985	Codirollo	226.0
1986	Young	198.0
1987	Stewart	261.1
1988	Stewart	275.2
1989	Stewart	257.2
1990	Stewart	267.0
1991	Stewart	226.0
1992	Moore	223.0
1993	Witt	220.0
1994	Darling	160.0
1995	Stottlemyre	209.2
1996	Wengert	161.1
1997	Wengert	134.0

1998	Rogers	238.2
1999	Heredia	200.1
2000	Hudson	202.1
2001	Hudson	235.0
2002	Hudson	238.1
2003	Hudson	240.0
2004	Mulder	225.2
2005	Zito	228.1
2006	Haren	223.0
2007	Blanton	230.0
2008	Smith	190.1
2009	Cahill	178.2
2010	Gonzalez	200.2
2011	Cahill	207.2
2012	Milone	190.0
2013	Griffin	200.0
2014	Gray	219.0
2015	Gray	208.0
2016	Graveman	186.0
2017	Manaea	158.2
2018	Manaea	160.2
2019	Fiers	184.2
2020	Bassitt	63.0
2021	Montas	187.0
2022	Irvin	181.0
2023	Sears	172.1
2024	Sears	180.2

Strikeouts

1901	Fraser	110
1902	Waddell	210
1903	Waddell	302
1904	Waddell	349
1905	Waddell	287
1906	Waddell	196
1907	Waddell	232
1908	Dyget	164
1909	Bender	161
1910	Coombs	224
1911	Coombs	185
1912	Coombs	120
1913	Plank	151
1914	Plank	110
1915	Wyckoff	157
1916	Myers	182
1917	Bush	121
1918	Perry	81
1919	Kinney	97
1920	Naylor	90
1921	Harriss	92
1922	Harriss	102
1923	Harriss	89
1924	Rommel	72
1925	Grove	116
1926	Grove	194
1927	Grove	174
1928	Grove	183
1929	Grove	170
1930	Grove	209
1931	Grove	175
1932	Grove	188
1933	Grove	114
1934	Marcum	92
1935	Marcum	99
1936	Kelley	82
1937	Caster	100
1938	Caster	112

ATHLETICS HOME RUN HISTORY

30 OR MORE HOME RUNS IN A SEASON

NO.	PLAYER	YEAR	NO.	PLAYER	YEAR	NO.	PLAYER	YEAR
58	Jimmie Foxx	1932	37	Tilly Walker	1922	33	Jimmie Foxx	1929
52	Mark McGwire	1996		Jimmie Foxx	1930		Gus Zernial	1951
49	Mark McGwire	1987		Jose Canseco	1990		Dwayne Murphy	1984
48	Jimmie Foxx	1933	36	Al Simmons	1930		Jose Canseco	1986
	Khris Davis	2018		Jimmie Foxx	1935		Mark McGwire	1989
47	Reggie Jackson	1969		Reggie Jackson	1975		Jason Giambi	1999
44	Jimmie Foxx	1934		Geronimo Berroa	1996		Jack Cust	2008
	Jose Canseco	1991		Matt Chapman	2019		Marcus Semien	2019
43	Jason Giambi	2000		Matt Olson	2019	32	Reggie Jackson	1971
	Khris Davis	2017	35	Al Simmons	1932		Reggie Jackson	1973
42	Gus Zernial	1953		Tony Armas	1980		Mark McGwire	1988
	Jose Canseco	1988		Dave Kingman	1984		Eric Chavez	2001
	Mark McGwire	1992		Dave Kingman	1986		Josh Reddick	2012
	Khris Davis	2016		Terry Steinbach	1996	31	Bob Johnson	1940
39	Mark McGwire	1990		John Jaha	1999		Sal Bando	1969
	Mark McGwire	1995		Nick Swisher	2006		Jose Canseco	1987
	Frank Thomas	2006	34	Al Simmons	1929		Miguel Tejada	2001
	Matt Olson	2021		Bob Johnson	1934		Jimmie Foxx	1931
	Brent Rooker	2024		Rocky Colavito	1964		Bob Johnson	1938
38	Bob Cerv	1958		Mark McGwire	1997		Gus Zernial	1955
	Matt Stairs	1999		Eric Chavez	2002		Dave Kingman	1985
	Jason Giambi	2001		Miguel Tejada	2002	30	Miguel Tejada	2000
							Brandon Moss	2013
							Brent Rooker	2023

HOME RUN LEADERS BY POSITION

Career

P	John Odom (1964-75)	12
C	Terry Steinbach (1986-96)	116
1B	Mark McGwire (1986-97)	349
2B	Mark Ellis (2002-11)	84
3B	Eric Chavez (1998-10)	223
SS	Miguel Tejada (1997-03)	156
LF	Bob Johnson (1933-42)	201
CF	Dwayne Murphy (1978-87)	152
RF	Reggie Jackson (1967-75; 87)	225
DH	Dave Kingman (1984-86)	98

Season

P	John Odom (1969)	5
C	Terry Steinbach (1996)	34
1B	Jimmie Foxx (1932)	51
2B	Mark Ellis (2007)	19
3B	Matt Chapman (2019)	36
SS	Miguel Tejada (2002)	34
LF	Gus Zernial (1953)	41
CF	Dwayne Murphy (1984)	33
RF	Reggie Jackson (1969)	45
DH	Khris Davis (2018)	46

A'S MILESTONE HOME RUNS

Franchise

1	Lave Cross	April 30, 1901
1,000	Mickey Cochrane	May 15, 1927
2,000	Jimmie Foxx	June 21, 1935
3,000	Sam Chapman	Sept. 30, 1949
4,000	Hector Lopez	Aug. 17, 1958
5,000	Jim Nash	May 22, 1968
6,000	Gene Tenace	May 25, 1975
7,000	Carney Lansford	July 3, 1983
8,000	Jose Canseco	Sept. 2, 1989
9,000	Mark McGwire	May 28, 1996
10,000	Miguel Tejada	April 14, 2001
11,000	Bobby Kielty	June 15, 2006
12,000	Brandon Moss	June 5, 2013
13,000	Jonathan Lucroy	Aug. 25, 2018
14,000	Brent Rooker	July 14, 2024

Philadelphia

First:	Lave Cross	April 30, 1901
Last:	Lou Limmer	Sept. 25, 1954

Kansas City

First:	Bill Wilson	April 12, 1955
Last:	Dave Duncan	October 1, 1967

Oakland

First:	Reggie Jackson	April 10, 1968
Last:	Shea Langeliers	Sept. 28, 2024

GRAND SLAM LEADERS

Career

1.	Jimmie Foxx (1925-35)	9
	Sam Chapman (1938-41, 45-51)	9
	Gus Zernial (1951-57)	9
	Mark McGwire (1986-97)	9
5.	Bob Johnson (1933-42)	8
	Terry Steinbach (1986-96)	8
	Jason Giambi (1995-01)	8
8.	Sal Bando (1966-76)	7
	Matt Stairs (1996-00)	7
	Miguel Tejada (1997-03)	7

Season

1.	Jason Giambi (2000)	4
2.	Jimmie Foxx (1932)	3
	Jimmie Foxx (1934)	3
	Bob Johnson (1938)	3
	Gus Zernial (1952)	3
	Gene Tenace (1974)	3
	Dave Kingman (1984)	3
	Ben Grieve (2000)	3
	Miguel Tejada (2001)	3
	Brandon Moss (2014)	3

PINCH HIT HOME RUN LEADERS

Career

1.	Chad Pinder (2016-22)	6
2.	Gus Zernial (1951-57)	5
	Jeff Burroughs (1982-84)	5
	Mark McGwire (1986-97)	5
	Terry Steinbach (1986-96)	5
	Mike Aldrete (1993-95)	5
7.	George Alusik (1962-64)	4
	Matt Stairs (1996-00)	4
	Olmedo Saenz (1999-02)	4
	Derek Norris (2012-14)	4
	Mark Canha (2015-21)	4

Season

1.	Jeff Burroughs (1982)	4
2.	Allie Clark (1952)	3
	Kite Thomas (1952)	3
	Bob Cerv (1957)	3
	Frank Fernandez (1970)	3
	Rich McKinney (1977)	3
	Jeff Newman (1978)	3
	Derek Norris (2013)	3
9.	24 times, last: Lawrence Butler (2024)	2

LEAD OFF HOME RUN LEADERS

Career

1.	Rickey Henderson (1979-84; 89-95; 98)	43
2.	Eddie Joost (1947-54)	19
3.	Coco Crisp (2010-16)	15
4.	Bert Campaneris (1964-76)	13
5.	Max Bishop (1924-33)	9
6.	Marcus Semien (2015-20)	8
7.	Wally Moses (1935-41; 49-51)	7
8.	Topsy Hartsel (1902-11)	6
9.	four players tied	5

Season

1.	Rickey Henderson (1993)	7
2.	Eddie Joost (1948)	6
	Bert Campaneris (1970)	6
4.	Rickey Henderson (1990)	5
	Rickey Henderson (1991)	5
	Rickey Henderson (1992)	5
	Coco Crisp (2013)	5
8.	eight times, last: Marcus Semien (2019)	4

GAME ENDING HOME RUN LEADERS

Career

1.	Reggie Jackson (1967-75; 87)	5
	Rickey Henderson (1979-84; 89-95; 98)	5
	Matt Stairs (1996-00)	5
4.	Jimmie Foxx (1925-35)	4
	Al Simmons (1924-32; 40-41; 44)	4
	Dwayne Murphy (1978-87)	4
	Josh Donaldson (2010, 12-14)	4
	Khris Davis (2016-21)	4
9.	17 players tied	3

Season

1.	Reggie Jackson (1971)	3
	Dave Kingman (1986)	3
	Matt Stairs (1999)	3
	Josh Donaldson (2014)	3
5.	14 times, last: Brent Rooker (2023)	2

INSIDE-THE-PARK HOME RUN LEADERS

Career

1.	Danny Murphy (1902-13)	23
2.	Harry Davis (1901-11; 13-17)	11
3.	Topsy Hartsel (1902-11)	11
	Stuffy McInnis (1909-17)	10
5.	Rube Oldring (1906-18)	9
6.	Eddie Collins (1906-14; 27-30)	8
	Jimmie Foxx (1925-35)	8
8.	Monte Cross (1902-07)	7
9.	Socks Seybold (1901-08)	6
	Bing Miller (1922-26; 28-34)	6

Season

1.	Danny Murphy (1911)	5
2.	Danny Murphy (1910)	4
	Danny Murphy (1909)	4
	Danny Murphy (1904)	4
	Nap Lajoie (1901)	4
6.	13 times, last: Jimmie Foxx (1931)	3

ATHLETICS GAMES OF SIX OR MORE HOME RUNS

No.	Opponent	H/A	Date	Hitters
8	Philadelphia	A	July 14, 2024	Brown 2, Butler 3, Gelof, Rooker 2
8	California	A	June 27, 1996	Berroa, Brosius 2, Giambi, Herrera, McGwire, Steinbach, Young
7	Cleveland (2)	A	July 6, 1990	Canseco, R. Henderson 2, Lansford, McGwire 2, Quirk
7	Detroit	H	June 3, 1921	Dugan, Dykes 2, Perkins, Walker, Welch 2
6	Miami	H	May 4, 2024	Bleday, Harris 2, Langeliers, Rooker 2
6	Houston	A	Sept. 10, 2019	Murphy 2, Olson 2, Davis, Semien
6	Seattle	H	July 17, 2019	Canha 2, Profar 2, Laureano, Pinder
6	Baltimore	H	June 18, 2019	Davis, Grossman, Laureano, Pinder, Piscotty, Taylor
6	Arizona	A	June 17, 2008	Ellis 2, Chavez, Crosby, Davis, Suzuki
6	Kansas City	A	May 10, 2007	Chavez, Cust 2, Johnson 2, Putnam
6	Anaheim	H	Sept. 11, 2003	Byrnes, Chavez 2, Ellis, Hernandez, McMillon
6	Tampa Bay	H	Sept. 9, 2000	Ja. Giambi 2, Grieve, Hernandez, Long, Tejada
6	Cleveland	H	Aug. 24, 1999	Hinch, Jaha 2, Spiezio, Velarde 2
6	Toronto	H	Aug. 18, 1998	Christenson, Giambi, Spiezio 2, Stairs 2
6	Boston	H	Aug. 21, 1997	Bellhorn, Canseco, Giambi, McDonald, Spiezio, Young
6	Minnesota	H	Aug. 3, 1991	Baines, Canseco, D. Henderson 3, McGwire
6	Cleveland	H	July 18, 1980	Armas 2, Essian, Murphy, Page 2

OPPONENT GAMES OF SIX OR MORE HOME RUNS

No.	Opponent	H/A	Date	Hitters
8	New York	H	June 28, 1939 (G#1)	Dickey, DiMaggio 2, Selkirk, Dahlgren 2, Gordon, Henrich
7	Houston	H	May 28, 2023	Abreu, Altuve, Alvarez 2, McCormick, Meyers, Peña
7	Los Angeles (AL)	A	Aug. 4, 2022	Adell, Moniak, Ohtani 2, Suzuki, Ward, Walsh
7	Houston	A	Sept. 9, 2019	Alvarez 2, Chirinos 2, Altuve, Brantley, Bregman
7	Seattle	A	Apr. 11, 1985	Cowens, Bradley, Presley, Thomas 3, Henderson
7	Chicago	H	April 23, 1955	Nieman 2, Lollar 2, Droppo, Minoso, Harshman
7	New York	H	June 3, 1932	Gehrig 4, Combs, Ruth, Lazzeri
6	15 times, most recent:			
	Minnesota	A	May 2, 2017	Dozier 2, Buxton, Castro, Mauer, Sano
	Baltimore	A	May 8, 2016	Alvarez, Machado 2, Rickard, Schoop, Trumbo
	Boston	A	Apr. 19, 1994	Vaughn 2, Cooper, Naehring 2, Greenwell

MOST HOME RUNS, INNING – ATHLETICS

No.	Opponent	H/A	Date	Hitters
4	Chicago	H	Apr. 27, 2002	Hatteberg, Long, Pena, Menechino (3)
4	Tampa Bay	H	Sept. 1, 1999	Tejada, Chavez, Giambi, Jaha (4)
4	Boston	H	Aug. 21, 1997	Giambi, Young, McDonald, Canseco (3)

MOST HOME RUNS, INNING – OPPONENTS

No.	Opponent	H/A	Date	Hitters
5	Minnesota	A	June 9, 1966	Rollins, Versailles, Oliva, Mincher, Killebrew (7)
4	Seattle	A	Sept. 21, 1996	Rodriguez, Griffey, Martinez, Sorrento (3)
4	Minnesota	A	May 16, 1983	Mitchell, Gaetti, Hatcher, Engle (9)
4	Minnesota	H	May 2, 1964	Oliva, Allison, Hall, Killebrew (11)
4	Boston	H	Aug. 26, 1957	Zauchin, Lepcio, Malzone, Piersall (7)
4	Boston	H	Sept. 24, 1940	Williams, Foxx, Cronin, Tabor (6)

CONSECUTIVE HOME RUNS - ATHLETICS

No.	Opponent	H/A	Date	Hitters
3	Texas	A	July 24, 2022	Murphy, Pinder, Kemp
3	Texas	H	April 15, 2006	Chavez, Thomas, Bradley
3	Kansas City	H	June 23, 2000	Velarde, Ja. Giambi, Grieve
3	Kansas City	A	June 16, 2000	Chavez, Tejada, Hernandez
3	Cleveland	A	July 6, 1990	R. Henderson, Lansford, Canseco
3	Cleveland	A	May 16, 1990	Canseco, McGwire, Hassey
3	Cleveland	A	June 3, 1980	Revering, Page, Armas
3	Kansas City	H	June 19, 1979	Gross, Revering, Heath
3	Minnesota (G1)	H	June 22, 1969	Kubiak, Jackson, Bando
3	New York	H	Aug. 19, 1962	Cimoli, Causey, Bryan
3	St. Louis	A	July 17, 1934	Johnson, Foxx, Higgins
3	Cleveland	H	June 18, 1930	Simmons, Foxx, Miller
3	Washington	H	May 2, 1922	Walker, Perkins, Miller

CONSECUTIVE HOME RUNS - OPPONENTS

No.	Opponent	H/A	Date	Hitters	Pitchers
4	Minnesota	H	May 2, 1964	Oliva, Allison, Hall, Killebrew	Pfister (3), Handrahan
3	18 times, most recent:				
	Seattle	H	June 21, 2022	Rodriguez, Winker, Suarez	Pruitt
	Tampa Bay	H	May 29, 2018	Cron, Wendle, Ramos	Gossett
	Los Angeles	H	Sept. 18, 2008	Morales, Napoli, Wood	Foulke
	Seattle	A	Sept. 21, 1996	Rodriguez, Griffey, Martinez	Telgheder
	Kansas City	A	Sept. 28, 1986	Brett, White, Quirk	Stewart
	Toronto	A	Apr. 26, 1984	Upshaw, Bell, Barfield	Warren
	Seattle	A	Aug. 2, 1983	S. Henderson, D. Henderson, Ramos	Krueger (2), Codirol

MOST HOME RUNS — ATHLETICS

HR	Player	Date	HR	Player	Date
3	Joe Hauser at Cleveland.....	Aug. 2, 1924	3	Harold Baines vs. Baltimore.....	May 7, 1991
3	Mickey Cochrane at St. Louis.....	May 21, 1925	3	Dave Henderson vs. Minnesota.....	Aug. 3, 1991
3	Jimmie Foxx at Cleveland.....	July 10, 1932	3	Mark McGwire at Boston.....	June 11, 1995
3	Al Simmons vs. Detroit.....	July 15, 1932	3	Ernie Young vs. Minnesota.....	May 10, 1996
3	Jimmie Foxx vs. New York.....	June 8, 1933	3	Geronimo Berroa at New York.....	May 22, 1996
3	Ed Coleman vs. Chicago.....	Aug. 17, 1934	3	Geronimo Berroa vs. Minnesota.....	Aug. 12, 1996
3	Pinky Higgins vs. Boston.....	June 27, 1935	3	Miguel Tejada vs. Los Angeles.....	June 11, 1999
3	Sam Chapman vs. Boston.....	Aug. 15, 1946	3	Miguel Tejada at Texas.....	June 30, 2001
3	Hector Lopez vs. Washington.....	June 26, 1958	3	Erubiel Durazo at Baltimore.....	Aug. 18, 2004
3	Preston Ward vs. Baltimore.....	Sept. 9, 1958	3	Josh Reddick at Toronto.....	Aug. 9, 2013
3	Bob Cerv vs. Boston.....	Aug. 20, 1959	3	Danny Valencia at Tampa Bay.....	May 15, 2016
3	Manny Jimenez at Baltimore.....	July 4, 1964	3	Khris Davis vs. Texas.....	May 17, 2016
3	Reggie Jackson vs. Seattle.....	July 2, 1969	3	Jordan Diaz at New York (AL).....	May 9, 2023
3	Dave Kingman at Seattle.....	April 16, 1984	3	Shea Langeliers at Texas.....	April 9, 2024
3	Mark McGwire at Cleveland.....	June 27, 1987	3	Lawrence Butler at Philadelphia.....	July 14, 2024
3	Jose Canseco at Toronto.....	July 3, 1988	3	Lawrence Butler at Cincinnati.....	Aug. 29, 2024

MOST HOME RUNS — OPPONENTS

HR	Player	Date	HR	Player	Date
4	Lou Gehrig, New York (AL).....	June 3, 1932	3	Larry Herndon, Detroit.....	May 18, 1982
4	Pat Seerey, Chicago (AL).....	July 18, 1948 (G#1)	3	Gorman Thomas, Seattle.....	April 11, 1985
3	Babe Ruth, New York (AL).....	May 21, 1930 (G#1)	3	Danny Tartabull, Kansas City.....	July 6, 1991
3	Lou Gehrig, New York (AL).....	May 22, 1930 (G#2)	3	Jack Clark, Boston.....	July 31, 1991
3	Goose Goslin, St. Louis.....	Aug. 19, 1930	3	Manny Ramirez, Cleveland.....	Aug. 25, 1999
3	Tony Lazzeri, New York (AL).....	May 24, 1936	3	Juan Gonzalez, Texas.....	Sept. 24, 1999
3	Merv Connors, Chicago (AL).....	Sept. 17, 1938 (G#2)	3	John Buck, Toronto.....	April 29, 2010
3	Jim Tabor, Boston.....	July 4, 1939 (G#2)	3	Miguel Cabrera, Detroit.....	May 28, 2010
3	Al Rosen, Cleveland.....	April 29, 1952	3	Jarrett Parker, San Francisco.....	Sept. 26, 2015
3	Al Kaline, Detroit.....	April 17, 1955	3	Yordan Alvarez, Houston.....	Sept. 16, 2022
3	Lee Thomas, Los Angeles.....	Sept. 5, 1961 (G#2)	3	Adolis Garcia, Texas.....	April 22, 2023
3	Jim King, Washington.....	June 8, 1964	3	Kyle Tucker, Houston.....	July 21, 2023
3	Jim Rice, Boston.....	Aug. 29, 1977			

ATHLETICS WITH A HOME RUN IN THEIR FIRST MAJOR LEAGUE AT BAT

Player	Opponent (Date)
Ace Parker	at Boston (April 30, 1937)
Gene Hasson	Washington (September 9, 1937)
Bert Campaneris	at Minnesota (July 23, 1964)
Joe Keough	at New York (Aug. 7, 1968) (G2)
Terry Steinbach	at Cleveland (Sept. 12, 1986)

Notes: All five players homered in their first plate appearance. Parker's came in his second game after pinch running in his first game. Parker and Keough homered as a pinch hitter.

MOST HOME RUNS BY BALLPARK

Columbia Park

1.	Harry Davis	45
2.	Socks Seybold	25
3.	Topsy Hartsel	15
4.	Danny Murphy	12
5.	Charlie Hickman	7
	Nap Lajoie	7
7.	Buck Freeman	6
8.	Danny Hoffman	5
	Jimmy Williams	5
10.	Bill Bradley	4

Shibe Park

1.	Jimmie Foxx	181
2.	Bob Johnson	149
3.	Del Ennis	134
4.	Al Simmons	123
5.	Willie Jones	92
6.	Dick Allen	91
7.	Sam Chapman	90
8.	Johnny Callison	87
9.	Tillie Walker	76
10.	Eddie Joost	71

Municipal Stadium

1.	Hector Lopez	48
2.	Bob Cerv	46
	Rocky Colavito	46
4.	Norm Siebern	42
5.	Ed Charles	39
6.	Roger Maris	35
7.	Jim Gentile	33
	Harmon Killebrew	33
	Gus Zernial	33
10.	Vic Power	30

Coliseum

1.	Mark McGwire	166
2.	Reggie Jackson	146
3.	Jose Canseco	122
4.	Eric Chavez	115
	Jason Giambi	115
6.	Sal Bando	90
7.	Miguel Tejada	83
8.	Rickey Henderson	82
9.	Khris Davis	77
10.	Matt Olson	68

* All ballpark home run totals includes home runs hit as a home and visiting player. Shibe Park totals include home runs by A's, Phillies and visiting players from 1909-70. Municipal Stadium totals include home runs by A's, Royals and visiting players from 1955-72.

ATHLETICS STREAKS

CONSECUTIVE WINS

Overall

20	August 13-September 4, 2002
17	May 5-25, 1931
15	May 27-June 10, 1913
14	April 23-May 9, 1988
13	April 9-24, 2021
13	July 15-25, 1931
13	April 30-May 18, 1910
12	July 11-27, 1914
11	May 16-27, 2019
11	August 2-12, 2001
11	April 9-19, 1981
11	July 19-30, 1959
11	May 17-26, 1929
11	May 5-19, 1906
10	eight times, last: June 8-18, 2006

Home

22	July 15-August 31, 1931
20*	August 25, 2001-April 3, 2002
15	August 20-September 20, 1902
13	May 26-June 25, 1930
13	May 27-June 10, 1913
12	August 13-September 14, 2002
12	May 2-18, 1910
11	May 17-June 13, 2013
10	six times, last: Aug. 11-Sept. 1, 2006

*streak includes final 17 games of 2001 and first three games of 2002

Road

14	May 3-30, 1931
12	August 24-September 12, 2012
12	July 31-August 15, 1971
11	April 9-26, 1981
10	August 19-28, 2002
10	July 25-August 2, 1928
10	*September 22, 1912-May 8, 1913
9	five times, last: Sept. 24, 1989-April 26, 1990

*streak includes final two games of 1912 and first eight games of 1913

CONSECUTIVE LOSSES

Overall

- 20 August 7-24, 1943
- 20 July 21-August 8, 1916
- 18 June 8-27, 1920
- 15 June 27-July 14, 1937
- 14 July 29-August 12, 1977
- 14 June 19-July 3, 1945
- 13 August 26-September 10, 1959
- 13 August 27-September 10, 1935
- 12 seven times, last: September 22, 1995-April 4, 1996

Home

- 13 May 27-July 6, 1920
- 12 July 29-August 21, 1977
- 12 August 15-30, 1942
- 12 May 24-June 24, 1937
- 12 June 22-July 11, 1916
- 11 Sept. 19, 1978-April 15, 1979
- 11 July 6-21, 1955
- 11 August 7-September 6, 1915
- 10 seven times, last: July 10-20, 1954

Road

- 22 July 11-August 24, 1943
- 20 June 27-August 8, 1916
- 19 May 20-July 3, 1945
- 18 June 8-27, 1920
- 15 May 7-June 5, 2023
- 15 May 24-June 23, 1986
- 15 August 5-September 10, 1959
- 14 June 29-July 30, 1938
- 13 five times, last: May 31-June 30, 1979

INDIVIDUAL

Hitting

- 29 Bill Lamar, May 30-June 29, 1925
- 28 Bing Miller, May 30-June 27, 1929
- 27 Al Simmons, April 24-May 30, 1931
- 27 Socks Seybold, July 19-Aug. 14, 1901
- 26 Bob Johnson, July 27-Aug. 18, 1938
- 25 Jason Giambi, May 12-June 23, 1997
- 24 Miguel Tejada, July 11-Aug. 4, 2002
- 24 Carney Lansford, July 27-Aug. 21, 1984
- 24 Ferris Fain, June 15-July 12, 1952
- 23 Jimmy Dykes, Sept. 15, 1925-April 21, 1926
- 23 Al Simmons, May 12-June 4, 1925

Winning

- 16 Lefty Grove, June 8-Aug. 19, 1931
- 14 Lefty Grove, July 2-Sept. 7, 1928
- 14 Chief Bender, May 29-Sept. 7, 1914
- 13 Jim Hunter, June 2-Sept. 5, 1973
- 12 Mike Fiers, May 7- Aug. 27, 2019
- 12 George Earnshaw, May 1-June 21, 1931
- 11 Mark Mulder, May 9-July 18, 2004
- 11 Bobby Shantz, April 30-June 19, 1952
- 11 Lefty Grove, May 2-June 13, 1932
- 11 Chief Bender, April 24-June 13, 1913
- 11 Eddie Plank, July 3-Sept. 1, 1911
- 11 Jack Coombs, Aug. 16-Sept. 25, 1910

Scoreless

- 53.0 Jack Coombs, Sept. 5-25, 1910
- 43.2 Rube Waddell, Aug. 22-Sept. 5, 1905
- 39.0 Brad Ziegler, May 31-Aug. 14, 2008
- 37.0 Mike Torrez, Aug. 29-Sept. 11, 1976
- 34.0 Chief Bender, May 27-June 13, 1913
- 34.0 Chief Bender, July 25-Aug. 7, 1911
- 34.0 Harry Krause, June 23-July 8, 1909
- 32.1 Paul Lindblad, May 31-July 9, 1975
- 32.0 Cory Lidle, August 4-26, 2002
- 32.0 Rube Waddell, April 21-May 5, 1904

ATHLETICS LOW-HIT GAMES

ATHLETICS NO-HITTERS (13 NINE INNINGS; 3 LESS THAN 9)

Date	Pitchers	Opponent	Score
July 22, 1905	Weldon Henley	at St. Louis (1st game)	6-0
Aug. 15, 1905	Rube Waddell	vs. St. Louis*	2-0
Aug. 29, 1906	Jimmy Dygert & Rube Waddell	vs. Chicago*	4-3
Oct. 5, 1907	Rube Vickers	at Washington (2nd game, Perfect Game)*	4-0
May 12, 1910	Chief Bender	vs. Cleveland	4-0
Aug. 26, 1916	Joe Bush	vs. Cleveland	5-0
Sept. 9, 1945	Dick Fowler	vs. St. Louis (2nd game)	1-0
Sept. 3, 1947	Bill McCahan	vs. Washington	3-0
May 8, 1968	Jim Hunter	vs. Minnesota (Perfect Game)	4-0
Sept. 21, 1970	Vida Blue	vs. Minnesota	6-0
Sept. 28, 1975	Vida Blue, Glenn Abbott, Paul Lindblad, Rolie Fingers	vs. California	5-0
Sept. 29, 1983	Mike Warren	vs. Chicago	3-0
June 29, 1990	Dave Stewart	at Toronto	5-0
May 9, 2010	Dallas Braden	vs. Tampa Bay (Perfect Game)	4-0
April 21, 2018	Sean Manaea	vs. Boston	3-0
May 7, 2019	Mike Fiers	vs. Cincinnati	2-0

*5 innings

ATHLETICS RECENT HOME RAINOUTS

2017	April 16 vs. Houston	1993	Apr. 23 vs. Cleveland	1982	Apr. 10 vs. Seattle
2014	Apr. 1 vs. Cleveland		May 27 vs. Minnesota	1979	Apr. 26 vs. New York
	Apr. 4 vs. Seattle	1990	May 27 vs. Cleveland	1978	April 15 vs. California
1998	Apr. 3 vs. New York	1988	May 6 vs. Cleveland		Apr. 24 vs. Minnesota
	May 5 vs. Detroit	1983	Apr. 23 vs. Boston	1972	Sept. 25 vs. Minnesota
1997	Aug. 19 vs. Boston		Apr. 30 vs. Detroit		Sept. 26 vs. Minnesota
1996	May 15 vs. Baltimore		Sept. 30 vs. Chicago		Oct. 17 vs. Cincinnati

NO-HITTERS AGAINST ATHLETICS (15)

Date	Pitchers	Opponent	Score
May 5, 1904	Cy Young	at Boston (Perfect Game)	0-3
Sept. 20, 1908	Frank Smith	at Chicago	0-1
Sept. 4, 1923	Sam Jones	vs. New York	0-2
Sept. 7, 1923	Howard Ehmke	vs. Boston	0-4
July 10, 1947	Don Black	at Cleveland (1st game)	0-3
May 6, 1953	Bobo Holloman	at St. Louis	0-6
Aug. 26, 1962	Jack Kralick	at Minnesota	0-1
Aug. 13, 1969	Jim Palmer	at Baltimore	0-8
July 3, 1970	Clyde Wright	at California	0-4
July 30, 1973	Jim Bibby	vs. Texas	0-6
July 19, 1974	Dick Bosman	at Cleveland	0-4
July 28, 1976	John Odom & Francisco Barrios	vs. Chicago	1-2
June 11, 1990	Nolan Ryan	vs. Texas	0-5
July 13, 1991	Bob Milacki, Mike Flanagan, Mark Williamson & Gregg Olson	vs. Baltimore	0-2
June 28, 2023	Domingo German	vs. New York-AL (Perfect Game)	0-11

ATHLETICS ONE-HITTERS (72, INCLUDING 52 COMPLETE GAME)

MOST RECENT

Date	Pitchers	Broken Up By	Inn.	Opponent	H/A	Score
April 11, 2024	JP Sears, Austin Adams, Lucas Erceg, Mason Miller	Adolis Garcia	7	Texas	A	1-0
Sept. 20, 2022	JP Sears, Joel Payamps, A.J. Puk, Tyler Cyr, Domingo Acevedo	Carlos Santana	2	Seattle	H	4-1
Sept. 12, 2018	Liam Hendriks, Daniel Mengden, Ryan Dull, J.B. Wendelken, Aaron Brooks	Trey Mancini	1	Baltimore	A	10-0
June 11, 2015	Scott Kazmir, Evan Scribner	Elvis Andrus	5	Texas	H	7-0
April 23, 2015	Jesse Chavez, Dan Otero, Tyler Clippard	Kole Calhoun	3	Los Angeles (AL)	A	0-2
April 6, 2015	Sonny Gray, Evan Scribner	Ryan Rua	8	Texas	H	8-0
June 28, 2011	Gio Gonzalez, Andrew Bailey	Emilio Bonifacio	1	Florida	H	1-0
Sept. 23, 2010	Dallas Braden, Brad Ziegler	Nelson Cruz	1	Texas	H	5-0
Sept. 16, 2009	Trevor Cahill, Michael Wuertz, Andrew Bailey	Marlon Byrd	2	Texas	A	4-0
May 24, 2008	Justin Duchscherer, Huston Street	David Ortiz	7	Boston	H	3-0

MOST RECENT, COMPLETE GAME

Date	Pitcher	Broken Up By	Inn.	Opponent	H/A	Score
August 21, 2002	Cory Lidle	Ellis Burks	1	Cleveland	A	6-0
July 19, 2002	Cory Lidle	Juan Gonzalez	8	Texas	H	10-0
July 6, 2001	Mark Mulder	Danny Bautista	8	Arizona	A	3-0
Aug. 28, 2000	Tim Hudson	Frank Thomas	4	Chicago	H	3-0
May 27, 1995	Steve Ontiveros	Luis Polonia	6	New York	H	3-0
June 23, 1994	Bobby Witt	Greg Gagne	6	Kansas City	H	4-0
Aug. 4, 1988	Dave Stewart	Jay Buhner	3	Seattle	H	2-0
June 9, 1987	Curt Young	Kenny Williams	8	Chicago	H	8-3
Oct. 5, 1986	Curt Young	Kevin Seitzer	7	Kansas City	H	6-0
July 5, 1979	Rick Langford	Brian Downing	5	California	A	3-0

MOST RECENT ONE-HITTERS AGAINST ATHLETICS (73 TOTAL)

Date	Pitchers	Opponent	H/A	Score
July 17, 2023	Brennan Bernardino, Nick Pivetta, Chris Martin	Boston	H	0-7
April 9, 2023	Drew Rasmussen, Ryan Thompson, Jason Adam	Tampa Bay	A	0-11
May 30, 2018	Nathan Eovaldi, Wilmer Font, Vidal Nuno	Tampa Bay	H	0-6
July 31, 2015	Danny Salazar, Cody Allen	Cleveland	H	1-2
May 21, 2014	Erik Bedard, Brad Boxberger, Jake McGee, Joel Peralta, Grant Balfour	Tampa Bay	A	3-2
May 22, 2012	C.J. Wilson, Ernesto Frieri	Los Angeles (AL)	H	0-5
May 19, 2012	Ryan Vogelsong, Javier Lopez, Clay Hensley	San Francisco	A	0-4
April 10, 2012	Danny Duffy, Aaron Crow	Kansas City	H	0-3
Aug. 21, 2011	Luis Perez, Casey Janssen	Toronto	H	0-1
Sept. 2, 2010	CC Sabathia, Jonathan Albaladejo	New York (AL)	A	0-5

ATHLETICS CAREER GAMES PLAYED BY POSITION

Catcher

Mickey Cochrane	1148
Cy Perkins	1095
Terry Steinbach	1050
Frankie Hayes	959
Kurt Suzuki	684
Ossee Schreckengost	597
Ramon Hernandez	591
Mike Heath	537
Mike Powers	518
Joe Astroth	511

First Base

Harry Davis	1390
Mark McGwire	1251
Jimmie Foxx	1020
Stuffy McInnis	956
Dick Siebert	940
Ferris Fain	830
Jason Giambi	728
Matt Olson	548
Joe Hauser	539
Daric Barton	534

Second Base

Dick Green	1158
Max Bishop	1139
Mark Ellis	1021
Eddie Collins	996
Danny Murphy	810
Pete Suder	805
Jimmy Dykes	676
Jerry Lumpe	653
Tony Phillips	529
Mike Gallego	452

Third Base

Sal Bando	1446
Eric Chavez	1233
Carney Lansford	1096
Frank Baker	896
Jimmy Dykes	791
Wayne Gross	719
Ed Charles	695
Lave Cross	675
Sammy Hale	641
Hank Majeski	583

Shortstop

Bert Campaneris	1702
Chick Galloway	971
Miguel Tejada	935
Eddie Joost	907
Joe DeMaestri	890
Jack Barry	877
Marcus Semien	769
Mike Bordick	715
Monte Cross	711
Bobby Crosby	582

Outfield

Rickey Henderson	1592
Bob Johnson	1399
Al Simmons	1256
Bing Miller	1230
Sam Chapman	1230
Reggie Jackson	1196
Dwayne Murphy	1177
Elmer Valo	1168
Topsy Hartsel	1110
Rube Oldring	1061

Designated Hitter

Dave Kingman	428
Chris Davis	397
Mitchell Page	355
Jack Cust	303
Erubiel Durazo	292
Harold Baines	271
Billy Williams	251
Geronimo Berroa	234
Brent Rooker	207
Dave Parker	201

Pitcher

Dennis Eckersley	525
Eddie Plank	524
Rollie Fingers	502
Eddie Rommel	500
Paul Lindblad	479
Rube Walberg	412
Lefty Grove	402
Rick Honeycutt	387
Chief Bender	385
Jim Hunter	363

ATHLETICS STEALS OF HOME

Career

9	Bob Johnson
7	Mickey Cochrane
5	Chick Galloway
5	Al Simmons
4	Ty Cobb
4	Jimmie Foxx
4	Rickey Henderson
4	Bing Miller
4	Wally Moses
3	13 times, most recent: Mike Gallego and Carney Lansford

Season

3	Bob Johnson (1939)
3	Bob Johnson (1934)
3	Ty Cobb (1927)
2	16 times, last: Rickey Henderson (1982)

Most Recent

July 31, 2018	Mark Canha vs. Toronto
Aug. 5, 2017	Mark Canha at Los Angeles (AL)
June 22, 2008	Carlos Gonzalez vs. Florida
May 11, 2008	Bobby Crosby at Texas
July 17, 2006	Jay Payton at Baltimore
Sept. 1, 2000	Eric Chavez at Toronto
June 11, 2000	Jason Giambi at Los Angeles (NL)
Sept. 6, 1998	Miguel Tejada vs. Tampa Bay
May 22, 1997	Jose Canseco at Texas
July 19, 1992	Carney Lansford vs. Detroit

Note: Career and Season Leaders are since 1915

ATHLETICS DOUBLEHEADERS

Opponent	Last Doubleheader	Result	Last Sweep	Last Swept
Baltimore	Sept. 23, 1999 at Bal	W, 9-6; L, 4-12	Aug. 29, 1986 at Oak (4-3, 4-0)	Aug. 16, 1996 at Oak (3-14, 4-5)
Boston	Aug. 20, 1997 at Oak	L, 5-7; L, 4-5 (13)	Aug. 22, 1971 at Oak (9-3, 2-1)	Aug. 20, 1997 at Oak (5-7, 4-5)
Chicago (AL)	June 22, 2018 at Chi	W, 11-2; L, 4-6	Sept. 18, 1982 at Chi (2-1, 5-4)	June 12, 1983 at Oak (10-12, 1-8)
Cleveland	Sept. 14, 1996 at Cle	L, 2-9; L, 8-9	July 18, 1990 at Oak (4-1, 5-2)	Sept. 14, 1996 at Cle (2-9, 8-9)
Detroit	July 21, 2022 at Oak	L, 2-7; W, 5-0	Aug. 22, 1998 at Oak (7-2, 7-1)	July 7, 1968 at Det (4-5, 6-7)
Houston	Sept. 8, 2020 at Oak	W, 4-2 (7); L, 4-5 (7)	Sept. 9, 2017 at Oak (11-1, 11-4)	Aug. 29, 2020 at Hou (2-4, 3-6)
Kansas City	Sept. 4, 2008 at KC	L, 4-5 (10); L, 6-9	Sept. 27, 1986 at KC (6-3, 9-6)	Sept. 4, 2008 at KC (4-5, 6-9)
Los Angeles (AL)	July 16, 2011 at Oak	L, 2-4; W, 4-3 (10)	July 30, 1983 at Cal (13-8, 2-1)	April 21, 1983 at Cal (2-6, 5-6)
Milwaukee	Aug. 10, 1997 at Oak	W, 4-3; L, 5-9	July 6, 1984 at Mil (7-6, 11-0)	Aug. 24, 1996 at Mil (2-9, 6-7)
Minnesota	April 20, 2021 at Oak	W, 7-0 (7); W, 1-0 (7)	April 20, 2021 at Oak (7-0, 1-0)	Aug. 14, 1993 at Oak (1-5, 2-6)
New York (AL)	Aug. 4, 1998 at Oak	L, 4-10; L, 5-10	July 14, 1974 at NY (7-3, 6-1)	Aug. 4, 1998 at Oak (4-10, 5-10)
Philadelphia	June 8, 2003 at Phi	L, 1-7; L, 3-8	None	June 8, 2003 at Phi (1-7, 3-8)
Seattle	Sept. 26, 2020 at Oak	L, 1-5 (8); L, 3-12 (7)	Aug. 3, 1984 at Oak (5-3, 11-7)	Sept. 26, 2020 at Oak (1-5, 3-12)
Tampa Bay	June 10, 2017 at TB	L, 5-6 (10); W, 7-2	None	None
Texas	Sept. 12, 2020 at Tex	L, 2-5 (7); W, 10-1 (7)	Sept. 16, 1975 at Tex (11-5, 6-4)	May 29, 2009 at Tex (3-6, 2-5)
Toronto	July 8, 1995 at Oak	L, 6-9; W, 6-3	Sept. 22, 1981 at Tor (3-2, 4-2)	Sept. 15, 1982 at Tor (2-3, 11-12)

ATHLETICS TRIPLE PLAYS

TURNED (21; PHILADELPHIA 12, KANSAS CITY 1, OAKLAND 8)

Date	Opponent	Fielders	Batter
Sept. 22, 1906	at St. Louis	Shean to Nichols to Davis	Bobby Wallace
April 28, 1908	vs. Washington	Davis to Murphy to Nichols	Jim Delahanty
July 30, 1909	vs. Cleveland	Collins to Baker to Davis	George Stovall
May 16, 1913	at Cleveland	Barry to Thomas to Baker to Houck to Barry to Collins to Baker to Oldring	Ivy Olson
July 28, 1914	at Detroit	Walsh to Bush to Collins to McInnis to Schang	Bobby Veach
May 10, 1919	at Boston	Dykes to Galloway to Griffin	Eddie Foster
Aug. 5, 1922	at St. Louis	Galloway to Young to Hauser	George Sisler
Aug. 4, 1923	vs. Detroit	Galloway to Scheer to Hauser	Ty Cobb
Sept. 16, 1926	at St. Louis	Gray to Wambsganns to Poole	George Sisler
Sept. 5, 1927	vs. Washington	Boley to Bishop to Dykes	Ossie Bluege
Sept. 25, 1946	vs. Washington	Richmond to Grimes to Astroth to Richmond to Wallaesa	Cecil Travis
May 8, 1948	vs. Chicago	Suder to Joost to Fain	Taffy Wright
Sept. 4, 1966	vs. Boston	Campaneris to Green to Talton to Roof	Tony Conigliaro
May 7, 1979	at Baltimore	Gross to Klutts to Revering	Gary Roenicke
June 19, 1979	vs. Kansas City	Gross to Edwards to Revering	Al Cowens
June 23, 1979	vs. Texas	Gross to Armas to Chalk to Armas	John Grubb
April 27, 1981	vs. California	Picciolo to Revering	Don Baylor
July 18, 1983	vs. Detroit	Peters to Phillips to Almon to Gross	John Wockenuff
April 7, 1996	vs. Detroit at Las Vegas	Young to Gates to Giambi to Steinbach	Bobby Higginson
May 29, 2000	at New York	Velarde unassisted	Shane Spencer
August 21, 2012	vs. Minnesota	Donaldson to Rosales to Carter	Trevor Plouffe

GROUNDED INTO (35; PHILADELPHIA 23, KANSAS CITY 3, OAKLAND 9)

Date	Opponent	Batter	Date	Opponent	Batter
June 24, 1902	at Baltimore	Topsy Hartsel	September 20, 1936	vs. Boston	Chubby Dean
May 5, 1903	at New York	Harry Davis	April 26, 1937	at New York	Chubby Dean
August 18, 1903	at St. Louis	Lave Cross	May 11, 1938	vs. St. Louis	Wally Moses
May 19, 1911	at Detroit	Harry Davis	June 11, 1946	vs. Chicago	Irv Hall
July 16, 1911	at St. Louis	Amos Strunk	August 14, 1951	vs. Boston	Hank Majeski
August 11, 1912	at Chicago	Jack Coombs	August 3, 1955	vs. Baltimore	Art Ceccarelli
April 29, 1914	vs. Washington	Jack Barry	May 16, 1957	at New York	Alex Kellner
May 8, 1914	at Washington	Jack Lapp	July 23, 1960	at Washington	Whitey Herzog
July 24, 1915	at Cleveland	Nap Lajoie	June 23, 1968	vs. Washington	Dave Duncan
August 23, 1917	at Detroit	Tuffy McInnis	July 7, 1973	at Baltimore	Gene Tenace
September 5, 1919	vs. Boston	Terry Turner	August 8, 1977	at Texas	Manny Sanguillen
August 25, 1925	at Cleveland	Chick Galloway	August 12, 1986	vs. Seattle	Carney Lansford
June 24, 1926	vs. Washington	Max Bishop	August 8, 1990	vs. Baltimore	Willie Randolph
April 26, 1929	vs. New York	Sammy Hale	May 14, 1994	at Kansas City	Geronimo Berroa
September 21, 1931	vs. Detroit	Jimmie Dykes	April 22, 2010	vs. New York (AL)	Kurt Suzuki
June 19, 1932	at St. Louis	Mule Haas	August 9, 2010	at Seattle	Mark Ellis
July 21, 1934	at Detroit	Charlie Berry	June 20, 2021	at New York (AL)	Sean Murphy
April 27, 1935	vs. New York	Jimmie Foxx			

ATHLETICS MOST RECENT DAY/NIGHT DOUBLEHEADERS

Date	Opponent	Site	Day Game	Night Game
June 16, 2024	Minnesota	Target Field	L, 2-6	L, 7-8
May 14, 2022	Los Angeles (AL)	Coliseum	W, 4-3	L, 1-9
June 8, 2019	Texas	Globe Life Park	L, 5-10	L, 1-3
May 7, 2016	Baltimore	Camden Yards	W, 8-4	L, 2-5
April 2, 2014	Cleveland	O.co Coliseum	W, 6-1	L, 4-6
August 27, 2011	Boston	Fenway Park	L, 3-9	L, 0-4
September 20, 2000	Baltimore	Camden Yards	L, 0-2	W, 4-0
July 17, 2000	Colorado	Coors Field	W, 11-10	L, 9-10 (10 inn.)
July 22, 1972	Boston	Fenway Park	W, 5-3	L, 0-3
August 10, 1971	Boston	Fenway Park	W, 6-5	W, 7-5
September 1, 1958	Detroit	Municipal Stadium	L, 4-7	L, 1-5

ATHLETICS HOMESTANDS AND ROAD TRIPS

MOST WINS, HOMESTAND

W	Year	Dates	Opponents
11	2004	June 1-13	Chi. 2, Tor. 4, Cin. 3, Pit. 3
10	1999	July 30-Aug. 11	T.B. 3, Bal. 3, Chi. (AL) 4, N.Y. (AL) 3
10	1990	July 12-26	Mil. 4, Cle. 4, Tor. 3, Cal. 4
10	1989	July 20-Aug. 3	Bal. 4, Cal. 3, Sea. 3, Chi. 4
10	1986	July 18-31	Mil. 4, Bos. 3, Tor. 3, Cal. 4
9*	2003	June 10-22	Atl. 3, Mon. 3, Tex. 3, S.F. 3

*11 times total; most recent is listed

HIGHEST WINNING PERCENTAGE, HOMESTAND (MIN. 6 GAMES)

W-L	Year	Dates	Opponents
7-0	2021	April 15-21	Det. 4, Min. 3
7-0	2004	Aug. 23-29	Bal. 4, T.B. 3
7-0	2001	Sept. 3-10	Bal. 3, T.B. 3, Tex. 1
7-0	1992	Sept. 10-16	Sea. 4, Min. 3
*6-0	2020	Aug. 4-9	Tex. 3, Hou. 3

*9 times total; most recent is listed

MOST LOSSES, HOMESTAND

W	Year	Dates	Opponents
13	1961	June 16-July 2	L.A. 3, N.Y. 4, Bos. 4, Bal. 4, Min. 3
12	1964	Aug. 25-Sept. 7	L.A. 3, Cle. 4, Bos. 3, N.Y. 3, Bal 2
11	1962	July 6-25	Wsh. 3, Bos. 4, N.Y. 3, Bal. 3, Det. 3, Cle. 2
10	1977	July 26-Aug. 7	Cal. 3, N.Y. 3, Bal. 2, Bos. 4
10	1961	Aug. 18-30	Chi. 4, Bal. 3, N.Y. 3, Bos. 3
9	2022	May 26-June 5	Tex. 3, Hou. 3, Bos. 3
9	1979	July 6-15	N.Y. 4, Bal. 3, Bos. 3
9	1967	June 23-July 5	Cal. 3, N.Y. 4, Bos. 3, Wsh. 3
9	1966	July 29-Aug. 11	Det. 4, Wsh. 4, Min. 5, Chi. 3
9	1965	June 30-July 11	Chi. 2, Min. 3, Bal. 4, Det. 3

LOWEST WINNING PERCENTAGE, HOMESTAND (MIN. 6 GAMES)

W-L	Year	Dates	Opponents
0-6	2023	April 14-19	N.Y. (NL) 3, Chi. (NL) 3
0-6	2022	April 29-May 4	Cle. 3, T.B. 3
1-9	2022	May 26-June 5	Tex. 4, Hou. 3, Bos. 3
1-9	1979	July 6-15	N.Y. 4, Bal. 3, Bos. 3
1-8	2001	April 6-15	Ana. 3, Sea. 3, Tex. 3
1-8	1993	Aug. 27-Sept. 5	Det. 3, Tor. 3, Bal. 3
1-8	1982	June 15-23	Chi. 3, Tor. 3, K.C. 3
1-7	1978	Aug. 15-23	N.Y. 2, Bos. 3, Bal. 3
1-6	2021	April 1-7	Hou. 4, L.A. (NL) 3
1-6	1994	April 27-May 4	Bos. 2, N.Y. 3, Bal. 2

Note: All homestand and road trips are since 1961 when the American League expanded.

MOST WINS, ROAD TRIP

W	Year	Dates	Opponents
11	1972	May 29-June 11	Tex. 4, Bal. 4, Cle. 3, Det. 4
10	2002	Aug. 19-28	Cle. 4, Det. 3, K.C. 3
10	1988	April 21-May 3	Chi. 4, Tor. 3, Cle. 2, Det. 2
10	1971	April 12-22	Mil. 2, Min. 2, Chi. 4, Cal. 3
10	1961	May 27-June 15	Cle. 3, Det., 4, Wash. 3, Bos. 4, N.Y. 4, Cle. 3, Min. 3
9	2002	June 14-27	S.F. 3, Pit. 3, Cin. 3, Sea. 3
9	1984	June 25-July 8	K.C. 4, Tor. 4, Bos. 3, Mil. 5
9	1973	Aug. 3-16	Cal. 3, Det. 3 N.Y. 3, Bos. 3
9	1969	June 6-18	Det. 2, Was. 3, Bos. 3, K.C. 4
9	1965	July 15-29	Min. 4, Chi. 3, Bal. 3, Wsh. 4, Bos. 4

HIGHEST WINNING PERCENTAGE, ROAD TRIP (MIN. 6 GAMES)

W-L	Year	Dates	Opponents
10-0	2002	Aug. 19-28	Cle. 4, Det. 3, K.C. 3
8-0	1981	April 9-16	Min. 4, Cal. 4
6-0	2013	April 5-11	Hou. 3, L.A. 3
10-1	1988	April 21-May 3	Chi. 4, Tor. 3, Cle. 2, Det. 2
10-1	1971	April 12-22	Mil. 2, Min. 2, Chi. 4, Cal. 3
8-1	1990	Sept. 3-12	Bos. 3, N.Y. 3, Sea. 3
6-1*	2019	Sept. 9-15	Hou. 4, Tex. 3

*10 times total; road trip listed is most recent

MOST LOSSES, ROAD TRIP

W	Year	Dates	Opponents
15	1964	May 6-24	Chi. 2, Min. 3, L.A. 4, N.Y. 4, Bal. 3, Bos. 4
13	1961	May 27-June 15	Cle. 3, Det., 4, Wash. 3, Bos. 4, N.Y. 4, Cle. 3, Min. 3
12	1961	Aug. 2-16	N.Y. 3, Bos. 4, Bal. 5, Chi. 3, Min. 3
11	1993	July 15-29	N.Y. 4, Cle. 3, Bos. 4, Cal. 4
11	1978	June 12-25	N.Y. 2, Bos. 2, Bal 3, Tex. 3, K.C. 4
11	1967	Sept. 4-17	Det. 5, Cle. 4, Bos. 2, Cal. 3
11	1966	Aug. 12-28	Min. 3, Chi. 4, N.Y. 4, Bos. 4, Cal. 3
10*	1999	June 15-27	Cle. 3, Det. 4, Tex. 3, Ana. 3

*six times total; most recent is listed

LOWEST WINNING PERCENTAGE, ROAD TRIP (MIN. 6 GAMES)

W-L	Year	Dates	Opponents
0-9	1995	Sept. 22-Oct. 1	Sea. 3, Tex. 2, Cal. 4
0-8	1994	April 19-26	Bos. 3, N.Y. 3, Bal. 2
0-8	1976	May 17-23	Min. 2, K.C. 2, Chi. 4
0-7	2023	May 19-25	Hou. 3, Sea. 4
0-7	2015	Aug. 11-17	Tor. 3, Bal. 4
0-7	1998	July 21-27	Bal. 3, T.B. 4
0-7	1986	June 5-11	Chi. 4, Cle. 3
0-7	1979	June 11-17	Det. 2, Cle. 2, Tor. 3
0-6*	2017	Aug. 28-Sept. 3	L.A. (AL) 3, Sea. 3

*4 times total; most recent is listed

LONGEST GAMES IN ATHLETICS HISTORY

Innings	Opponent	Date	Score	Innings	Opponent	Date	Score
24	at Boston	Sept. 1, 1906	W, 4-1	19	Chicago	Aug. 10-11, 1972	W, 5-3
24	Detroit	July 21, 1945	T, 1-1	19	Los Angeles (AL)	April 29, 2013	W, 10-8
21	at Washington	June 4, 1971	W, 5-3	18	at Cleveland	July 10, 1932	W, 18-17
20	at Boston	July 4, 1905 (G#2)	W, 4-2	18	Baltimore	Aug. 24, 1969	W, 9-8
20	California	July 9, 1971	W, 1-0	18	Minnesota	Sept. 6, 1969	L, 6-8
19	Washington	Sept. 27, 1912	L, 4-5	18	at Minnesota	August 8, 2004	W, 6-5
19	at Detroit	June 17, 1967 (G#2)	W, 6-5	18	New York (AL)	June 13, 2013	W, 3-2

GAME TIMES

LONGEST GAMES IN ATHLETICS HISTORY

Time	Opponent	W-L	Date	Time	Opponent	W-L	Date
6:32	Los Angeles-AL (19)	W, 10-8	April 29, 2013	5:31	California (16)	L, 8-6	Apr. 8, 1982
6:00	at New York-AL (16)	W, 3-2	Aug. 9, 2002	5:31	Chicago (19) *	W, 5-3	Aug. 10, 1972
5:48	Chicago-AL (14)	W, 12-11	April 18, 2018	5:19	Texas (15)	L, 4-16	July 3, 1983
5:43	at New York-AL (14)	L, 9-10	Sept. 22, 2012	5:19	at Washington (21)	W, 5-3	June 4, 1971
5:40	at Detroit (19) (G#2)	W, 6-5	June 17, 1967				
5:35	New York-AL (18)	W, 3-2	June 13, 2013				

* Suspended game; completed on August 11, 1972

LONGEST NINE-INNING GAMES IN ATHLETICS HISTORY

Time	Opponent	W-L	Date	Time	Opponent	W-L	Date
4:31	at New York (AL)	L, 9-22	Aug. 25, 2011	4:09	at Texas	W, 9-8	Sept. 13, 2013
4:15	San Francisco	L, 8-9	June 23, 2012	4:09	Detroit	W, 12-7	Apr. 7, 1993
4:15	at Tampa Bay	W, 13-9	May 31, 2002	4:08	at Texas	L, 9-12	Sept. 9, 2007
4:13	at Los Angeles (AL)	L, 9-10	June 5, 2019	4:06	at Houston	W, 12-5	April 25, 2014
4:12	at Los Angeles (AL)	W, 11-10	August 6, 2017	4:06	at New York (AL)	L, 17-13	Apr. 10, 1998

QUICKEST NINE-INNING GAMES IN ATHLETICS HISTORY (SINCE 1920)

Time	Opponent	W-L	Date	Time	Opponent	W-L	Date
1:05	Cleveland (G#2)	W, 2-0	Aug. 7, 1925	1:13	St. Louis	W, 3-1	Sept. 20, 1921
1:06	New York	L, 0-3	Sept. 27, 1920	1:14	three times, last:		
1:11	New York	L, 0-2	May 6, 1922		at Boston	W, 5-3	Sept. 6, 1931
1:12	at Washington	L, 1-4	June 26, 1928				
1:12	St. Louis	W, 2-1	May 26, 1924				
1:12	at Boston (G#2)	W, 3-0	Sept. 7, 1922				
1:12	St. Louis	W, 4-2	Aug. 5, 1921				
1:13	at Cleveland	L, 0-2	May 13, 1928				

Note: Time of game data prior to 1920 is not complete. The quickest recorded A's game of nine or more innings prior to 1920 is 1:02 on May 16, 1903 in a 2-0 loss at St. Louis.

RECENT QUICKEST GAMES

From 1989 through 2002, the A's did not play any games of nine or more innings in under two hours. The fastest nine-inning A's games since 1989 are:

Time	Opponent	Result	Date	Time	Opponent	Result	Date
1:47	Seattle	L, 0-2	April 25, 2007	1:54	at Chicago (AL)	W, 4-1	April 30, 2003
1:49	Seattle	W, 2-0	July 8, 2008	1:55	at San Francisco	L, 0-1	July 31, 2024
1:49	Minnesota	W, 1-0	June 2, 2007	1:57	Minnesota	W, 4-0	June 1, 2006
1:49	Chicago (AL)	W, 6-0	May 6, 2003	2:00	at Seattle	L, 2-3	May 25, 2023
1:53	at Chicago (AL)	L, 2-3	Aug. 8, 2003	2:00	Minnesota	L, 0-1	Aug. 12, 2005
1:54	Tampa Bay	L, 0-1	Aug. 20, 2024	2:00	Seattle	W, 3-1	Sept. 29, 1996

HIGH SCORING GAMES IN ATHLETICS HISTORY

A'S

Score	Opponent	Date
24-6	at Boston	May 1, 1929
24-2	Detroit	May 18, 1912
23-2	Texas	Sept. 30, 2000
22-9	at Boston	July 8, 1902
21-7	at Houston	Sept. 10, 2019
21-3	Los Angeles (AL)	Sept. 20, 2018
21-3	at Kansas City	June 18, 2000
21-7	at Boston	June 14, 1969
21-3	Cleveland	July 25, 1929
21-5	Chicago	Aug. 9, 1923
21-8	Detroit	Sept. 23, 1913
20	four times, last: Miami (20-4)	May 4, 2024

OPPONENTS

Score	Opponent	Date
29-6	Chicago	April 23, 1955
25-2	New York	May 24, 1936
25-7	at Cleveland	May 11, 1930
23-2	New York	June 28, 1939 (2nd Game)
23-12	Boston	May 2, 1901
22-9	at New York (AL)	Aug. 25, 2011
22-14	Boston	June 29, 1950
21	six times, last: New York (21-7)	Aug. 19, 1962

Note: The A's have allowed 20 or more runs in a game 22 times.

BIGGEST COMEBACKS AND BLOWN LEADS

BIGGEST COME-FROM-BEHIND VICTORIES IN ATHLETICS HISTORY

Deficit	Score	Inn.	Opponent	Date	Final Score
12	3-15	B7	Cleveland	June 15, 1925	17-15
10	2-12	B3	Minnesota	July 20, 2009	14-13
8	2-10	T7	at Texas	July 24, 2018	13-10 (10)
8	0-8	T3	at Toronto	August 21, 2006	12-10
8	0-8	B2	Kansas City	June 18, 1993	10-9
8	0-8	T7	at St. Louis	August 30, 1939	9-8
8	0-8	T5	at Chicago	July 13, 1939	12-10
8	0-8	B2	Detroit	August 2, 1929	11-10
8	0-8	B4	Washington	May 23, 1929	9-8
7*	2-9	T5	at Los Angeles (AL)	Sept. 26, 2009	15-10

**several times; game listed is most recent*

Note: The A's largest comeback in a postseason game was in Game 4 of the 1929 World Series against the Cubs. Philadelphia trailed 8-0 entering the bottom of the seventh and scored 10 times in the inning for a 10-8 victory.

LARGEST LEADS SURRENDERED IN ATHLETICS LOSSES

Lead	Score	Inn.	Opponent	Date	Final Score
11	13-2	B6	at St. Louis	June 17, 1936	13-14
9	13-4	B4	at St. Louis	July 1, 1933	14-15
8	15-7	B7	at Texas	May 5, 2000	16-17
8	8-0	B2	at Detroit	June 20, 1965	8-12
8	8-0	T5	Cleveland	April 18, 1955	9-11
8	11-3	T6	Boston	Sept. 28, 1941	11-12
8	8-0	B5	at Boston	July 3, 1940	11-12
8	8-0	B6	at St. Louis	June 25, 1940	10-12
8	11-3	T9	Cleveland	August 21, 1934	11-12
8	11-3	B3	at New York	June 3, 1933	11-17
7*	7-0	B6	at Texas	May 25, 2006	7-8

**several times; game listed is most recent*

Note: The A's blew an 11-0 lead to Kansas City on Sept. 4, 2002, but won the game 12-11 on a pinch hit, game-ending home run by Scott Hatteberg in the bottom of the ninth inning...the win gave the A's their then-American League-record 20th consecutive victory.

THE LAST TIME IT HAPPENED

PITCHING – TEAM

No-Hitter: vs. Cincinnati, May 7, 2019 (Fiers)

One-Hitter: at Texas, April 11, 2024 (Sears, Adams, Erceg, Miller)

Two-Hitter: vs. Tampa Bay, August 19, 2024 (Boyle, Holman, Ferguson, Miller)

Back-to-Back Complete Games: at Chicago, July 31, 2010 (Braden) and Aug. 1 (Gonzalez); vs. Kansas City, Aug. 2 (Cahill)

Four Straight Complete Games: April 24-28, 1982 (at California; at California; at Baltimore DH)

Back-to-Back Shutouts: at Los Angeles (AL), July 29-30, 2021 (4-0, 2-0)

Three Straight Shutouts: Aug. 28-31, 1996 (at Baltimore; vs. Boston; vs. Boston)

Back-to-Back Complete Game Shutouts: vs. Tampa Bay, Sept. 9 (Hudson) and Sept. 10 (Zito), 2000

Back-to-Back 10 Strikeout Games by Individuals: at Seattle, July 22 (Manaea, 13) and 23 (Montas, 10), 2021

PITCHING – INDIVIDUAL

No-Hitter: Mike Fiers vs. Cincinnati, May 7, 2019

One-Hitter: Cory Lidle at Cleveland, August 21, 2002

Two-Hitter: Chris Bassitt vs. Los Angeles (AL), May 27, 2021

Complete Game: Joey Estes vs. Los Angeles (AL), July 3, 2024

Complete Game, Loss: Kendall Graveman at Los Angeles (AL), June 13, 2015

Complete Game, ML Debut: Mike Morgan vs. Baltimore, June 11, 1978

Complete Game Shutout, ML Debut: Mike Norris vs. Chicago, Apr. 10, 1975

Back-to-Back Complete Games: Brandon McCarthy at Cleveland, August 29, 2011; vs. Seattle, September 3, 2011

Three Straight Complete Games: Mark Mulder vs. Minnesota, May 9; at Kansas City, May 15; vs. Kansas City, May 21, 2004

Back-to-Back Shutouts: Mark Mulder at Arizona, July 6, 2001; vs. Los Angeles, July 12, 2001

Scoreless Streak, 20.0 or More Innings: Paul Blackburn (24.1), Sept. 26, 2023 to April 17, 2024

Scoreless Streak, 24.2 or More Innings: Daniel Mengden (25.0), May 15 to 31, 2018

Scoreless Streak, 25.1 or More Innings: Sean Doolittle (26.1), April 29 to June 27, 2014

Scoreless Streak, 26.2 or More Innings: Brad Ziegler (39.0), May 31 to August 14, 2008

More Than 9 Innings Pitched: Todd Stottlemyre (10.0) vs. Kansas City, June 16, 1995

10 or More Strikeouts: Mitch Spence (10) vs. Tampa Bay, August 21, 2024

11 or More Strikeouts: JP Sears (11) at Texas, April 21, 2023

12 or More Strikeouts: Frankie Montas (12) vs. Los Angeles (AL), May 15, 2022

13 or More Strikeouts: Sean Manaea (13) at Seattle, July 22, 2021

14 or More Strikeouts: Todd Stottlemyre (15) vs. Kansas City, June 16, 1995

Back-to-Back Games, 10 or More Strikeouts: 2, Frankie Montas at Seattle, July 23 (10) and at Los Angeles (AL), July 29 (10), 2021

Four Strikeouts in One Inning: Ryan Dull vs. Chicago (AL), April 17, 2018 (8th)

Position Player Pitched: Jace Peterson at Detroit, July 6, 2023

Home Run by Pitcher: John "Blue Moon" Odom vs. California, Sept. 4, 1972 (G#1)

(Note: Ken Holtzman homered in Game 4 of the 1974 World Series, October 16, 1974)

HITTING – TEAM

Back-to-Back Games of 10 or More Runs: July 14-18, 2024 at Philadelphia (18-3); vs. Los Angeles-AL (13-3)

Three Straight Games of 10 or More Runs: vs. Houston, September 9-10, 2017 (11-1, 11-4, 10-2)

Four Straight Games of 10 or More Runs: July 15-18, 1930 at St. Louis (11-6); at Chicago (14-7, 12-8, 15-1)

10 or More Runs, Inning: vs. Miami, May 4, 2024 (10 in 3rd)

20 or More Hits, Game: vs. Miami, May 4, 2024 (21)

Five or More Home Runs, Game: 5, vs. Houston, July 23, 2024 (Brown, Butler, Gelof, Langeliers, Rooker)

Six or More Home Runs, Game: 8, at Philadelphia, July 14, 2024 (Brown 2, Butler 3, Gelof, Rooker 2)

Two Grand Slams, Game: at Seattle, September 10, 2007 (Suzuki and Johnson)

Home Runs by First Two Batters of Game: Terrence Long and Randy Velarde vs. Kansas City, May 16, 2000

Three Straight Home Runs: at Texas, July 24, 2022 (Murphy, Pinder, Kemp)

Three Home Runs, Inning: at Arizona, June 28, 2024 (Rooker, Langeliers, Cameron)

Four Home Runs, Inning: vs. Chicago (B3), Apr. 27, 2002 (Hatteberg, Long, Pena, Menechino)

No Strikeouts, Game: at Detroit, July 1, 2014

Four or More Stolen Bases, Game: at Los Angeles (AL), April 26, 2023 (4)

Five or More Stolen Bases, Game: vs. Chicago (AL), July 5, 2017 (6)

Seven or More Stolen Bases, Game: at Tampa Bay, August 6, 2011 (7)

Eight or More Stolen Bases, Game: vs. Seattle, July 29, 1989 (8)

Three or More Stolen Bases, Inning: vs. Minnesota, July 15, 2023 (6th)

Four or More Stolen Bases, Inning: vs. Seattle, September 8, 2010 (4 in 6th)

Five or More Stolen Bases, Inning: at Boston, July 17, 1983 (5 in 4th)

10 or More Plate Appearances, Inning: 11, at Toronto, August 11, 2024 (1st)

12 or More Plate Appearances, Inning: 12, vs. Baltimore, July 6, 2024 (2nd)

13 or More Plate Appearances, Inning: 15, vs. Miami, May 4, 2024 (3rd)

16 or More Plate Appearances, Inning: 18 vs. California, July 5, 1996 (1st)

HITTING – INDIVIDUAL

Pinch Hit Grand Slam: Chad Pinder vs. Houston, September 24, 2021
Pinch Hit Game Ending Home Run: Chris Carter vs. Seattle, July 6, 2012
Walk Off Grand Slam: Stephen Piscotty vs. Texas, August 4, 2020
Walk Off Inside-the-Park Home Run: Reggie Jackson vs. Boston, August 22, 1971
Inside-the-Park Home Run: Nick Swisher at New York, June 11, 2006
(Note: Mark Kotsay had an ITPHR at Minnesota in Game 2 of the ALDS, October 4, 2006)
Inside-the-Park Grand Slam: Jim Essian vs. Toronto, June 10, 1979
Inside-the-Park Lead Off Home Run: Ralph Young at Detroit, June 8, 1922
Inside-the-Park Walk Off Home Run: Reggie Jackson vs. Boston, August 22, 1971
Three Home Runs, Game: Lawrence Butler at Cincinnati, August 29, 2024
Back-to-Back Multi-Homer Games: Matt Chapman at San Francisco, August 14, 2019 and vs. Houston, August 15, 2019
Two Players, Multi-HR, Same Game: Seth Brown, Brent Rooker and Lawrence Butler at Philadelphia, July 14, 2024
Two Home Runs, Same Inning: Brent Rooker vs. Miami (3rd), May 4, 2024
Home Runs From Both Sides of the Plate: Coco Crisp at New York (AL), August 24, 2011
Home Run First Major League At Bat: Terry Steinbach at Cleveland, Sept. 12, 1986
Home Run, First Major League Hit: Brett Harris vs. Miami, May 4, 2024
Hit First Major League At Bat: Jacob Wilson vs. Los Angeles (AL), July 19, 2024
Five Hits, Game: JJ Bleday at Cincinnati, August 29, 2024
Two Hits, Same Inning: Lawrence Butler at Toronto, August 11, 2024
Five or More RBI, Same Inning: 5, Brent Rooker vs. Miami, May 4 2024 (3rd)
Six or More RBI, Same Inning: 6, Matt Stairs vs. California, July 5, 1996 (1st)
Three or More Steals, Game: 4, Esteury Ruiz at Los Angeles (AL), April 26, 2023
Five Steals, Game: Rickey Henderson vs. Seattle, July 29, 1989
Steal of Home: Mark Canha vs. Toronto, July 31, 2018
Hitting for the Cycle: Mark Ellis vs. Boston, June 4, 2007
Hitless Streak, 20 or more at bats: 30, Ryan Noda, April 21-September 10, 2024
Hitless Streak, 31 or more at bats (single season): 33, Josh Donaldson, June 6-15, 2014
Hitless Streak, 34 or more at bats (single season): 34, Adam Rosales, June 30-September 26, 2011
Hitless Streak, 35 or more at bats (single season): 40, Jose Canseco, August 8-23, 1986
Two Strikeouts, Inning: Ramón Laureano at Texas, August 25, 2020 (7th)

FIELDING

Four or More Errors, Game: 5, vs. Boston, April 1, 2024
Six or More Errors, Game: 7 vs. Cleveland, June 7, 1987
Three Errors by Team, Inning: at Houston, April 29, 2018
Four Errors by Team, Inning: vs. Chicago, July 29, 1974
Triple Play: vs. Minnesota, August 21, 2012 (Josh Donaldson to Adam Rosales to Chris Carter)
Turned Four or More DPs, Game: 4 vs. Boston, April 3, 2024
Turned Five or More DPs, Game: 5 vs. Seattle, May 24, 2018
Turned Six or More DPs, Game: 6 at Chicago (AL), May 17, 1995

MISCELLANEOUS – TEAM

Four-Game Series, Sweep: vs. Detroit, April 15-18, 2021
Four-Game Series, Swept: at Minnesota, June 13-16, 2024
Tie Game: vs. Detroit, May 24, 1968 (2-2)
Three Consecutive Extra Inning Games: at Chicago, April 11-13, 2011 (10, 10, 10)
Extra Inning Game of at least 13 innings: vs. Detroit, September 6, 2024 (13)
Extra Inning Game of at least 14 innings: vs. Chicago (AL), April 18, 2015 (14)
Extra Inning Game of at least 15 innings: vs. New York (AL), June 13, 2013 (18)
Rain Shortened Game: at Detroit, August 27, 2013 (0 outs, top of 6th)
Rain Shortened Game, Home: vs. Kansas City, April 10, 2012 (2 outs, top of 8th)
Game Postponed, Rain: at Minnesota, June 15, 2024
Game Postponed, Rain, Home: vs. Houston, April 16, 2017
Game Cancelled: at Baltimore, September 6, 2008
Game Cancelled, Home: vs. Cleveland, September 24, 1961
Game Suspended: at Detroit, May 19, 2019 (rain; completed at Oakland, September 6)
Game Suspended, Home: Cleveland, April 6, 1998 (curfew; completed at Oakland, April 8)
Doubleheader: vs. Texas, May 8, 2024
Scheduled Doubleheader: vs. Texas, May 8, 2024
Day-Night Doubleheader: at Minnesota, June 16, 2024
Day-Night Doubleheader, Home: vs. Los Angeles (AL), May 14, 2022
Doubleheader, Sweep: vs. Minnesota, April 20, 2021 (7-0, 1-0)
Doubleheader, Swept: vs. Seattle, September 26, 2020 (1-5 in 8 inn., 3-12 in 7 inn.)
Player Ejection: Kyle McCann vs. Kansas City, June 20, 2024
Manager Ejection: Mark Kotsay vs. Tampa Bay, August 21, 2024
Coach Ejection: Scott Emerson at Minnesota, June 16, 2024 (night)

A'S RECENT EJECTIONS

Date	Player/Coach	Umpire	Date	Player/Coach	Umpire
Aug. 21, 2024	Mark Kotsay	Erich Bacchus	May 20, 2017	Bob Melvin	Mike Winters
Aug. 18, 2024	Mark Kotsay	Emil Jimenez	May 4, 2017	Ryon Healy	Mike Muchlinski
June 20, 2024	Kyle McCann	D.J. Reyburn	Sept. 20, 2016	Danny Valencia	Marty Foster
June 16, 2024 (N)	Scott Emerson	Junior Valentine	Aug. 5, 2016	Danny Valencia	Mike Estabrook
June 12, 2024	Mark Kotsay	Tom Hanahan	Aug. 4, 2016	Khris Davis	Eric Cooper
June 1, 2024	Mark Kotsay	James Hoye	July 15, 2016	Yonder Alonso	Mark Wegner
April 24, 2024	Alex Wood	John Tumpane	July 15, 2016	Bob Melvin	Mark Wegner
April 23, 2024	Lawrence Butler	John Tumpane	July 7, 2016	Coco Crisp	D.J. Reyburn
Sept. 19, 2023	Mark Kotsay	Jansen Visconti	Aug. 17, 2015	Sam Fuld	Brian Knight
Sept. 15, 2023	Ryan Noda	Dan Iassogna	Aug. 17, 2015	Bob Melvin	Brian Knight
Aug. 27, 2023	Mark Kotsay	David Rackley	July 22, 2015	Bob Melvin	Hunter Wendelstedt
Aug. 27, 2023	Seth Brown	David Rackley	May 3, 2015	Craig Gentry	Andy Fletcher
July 18, 2023	Mark Kotsay	Adam Hamari	April 26, 2015	Bob Melvin	Quinn Wolcott
July 17, 2023	Ryan Noda	Emil Jimenez	Aug. 31, 2014	Bob Melvin	Gerry Davis
June 17, 2023	Ramón Laureano	Brennan Miller	July 11, 2014	Bob Melvin	James Hoey
June 5, 2023	Mark Kotsay	Jansen Visconti	July 11, 2014	Nick Punto	James Hoey
May 14, 2023	Mark Kotsay	Dan Bellino	June 21, 2014	Bob Melvin	Quinn Wolcott
May 5, 2023	Brent Rooker	Paul Emmel	June 14, 2014	Josh Donaldson	Hal Gibson
April 19, 2023	Mark Kotsay	Adam Hamari	June 8, 2014	Fernando Abad	Adrian Johnson
Sept. 11, 2022	Chad Pinder	Edwin Moscoso	May 17, 2014	Scott Kazmir	Jerry Layne
August 21, 2022	Mark Kotsay	Bill Miller	Aug. 14, 2013	Bob Melvin	Doug Eddings
July 2, 2022	Mark Kotsay	Chris Segal	May 29, 2013	Chip Hale	Brian Knight
June 23, 2022	Seth Brown	Nick Lentz	May 14, 2013	Bob Melvin	D.J. Reyburn
June 11, 2022	Ramón Laureano	Paul Emmel	May 8, 2013	Bob Melvin	Angel Hernandez
June 1, 2022	Mark Kotsay	Mike Muchlinski	April 25, 2013	Curt Young	Jim Reynolds
April 23, 2022	Mark Kotsay	Brian Knight	April 13, 2013	Bob Melvin	Andy Fletcher
Sept. 22, 2021	Bob Melvin	Greg Gibson	Sept. 18, 2012	Jesse Chavez	Jerry Meals
Sept. 22, 2021	Ryan Christenson	Greg Gibson	June 23, 2012	Coco Crisp	Tony Randazzo
Sept. 18, 2021	Bob Melvin	James Hoye	June 9, 2012	Bob Melvin	Tim McClelland
Aug. 28, 2021	Bob Melvin	Tony Randazzo	May 19, 2012	Bob Melvin	James Hoye
June 26, 2021	Bob Melvin	Lance Barrett	May 17, 2012	Bob Melvin	Laz Diaz
May 20, 2021	Bob Melvin	Alan Porter	July 31, 2011	Ryan Sweeney	Dan Bellino
May 12, 2021	Ramon Laureano	Ryan Wills	July 22, 2011	Gerald Perry	Marty Foster
April 26, 2021	Bob Melvin	Sean Barber	June 16, 2011	Bob Melvin	Tim Tschida
Aug. 9, 2020	Mike Fiers	Ted Barrett	May 27, 2011	Bob Geren	Angel Campos
Aug. 9, 2020	Ramón Laureano	Ted Barrett	May 7, 2011	Josh Willingham	Bill Miller
Aug. 9, 2020	Austin Allen	Ted Barrett	Sept. 12, 2010	Daric Barton	Hunter Wendelstedt
June 12, 2019	Bob Melvin	Sean Barber	Aug. 3, 2010	Bob Geren	Gary Darling
June 2, 2019	Stephen Piscotty	Alan Porter	July 27, 2010	Jack Cust	Kerwin Danley
June 2, 2019	Bob Melvin	Alan Porter	July 20, 2010	Coco Crisp	Bob Davidson
June 1, 2019	Marcus Semien	Alan Porter	July 6, 2010	Daric Barton	Mike Winters
May 28, 2019	Joakim Soria	James Hoye	June 23, 2010	Bob Geren	Jerry Crawford
May 13, 2019	Bob Melvin	D.J. Reyburn	June 7, 2010	Jim Skaalen	Eric Cooper
Sept. 18, 2018	Bob Melvin	Larry Vanover	May 23, 2010	Bob Geren	Greg Gibson
July 10, 2018	Bob Melvin	David Rackley	Sept. 22, 2009	Adam Kennedy	Eric Cooper
Sept. 6, 2017	Matt Chapman	Mike Everitt	August 16, 2009	Bob Geren	Gary Darling
Sept. 4, 2017	Darren Bush	Jordan Baker	July 28, 2009	Bob Geren	Adrian Johnson
May 27, 2017	Bob Melvin	Will Little	May 25, 2009	Jim Skaalen	Brian Knight
May 27, 2017	Jed Lowrie	Will Little	May 9, 2009	Bob Geren	Paul Nauert



Mason Miller set an Athletics record for saves by a rookie in 2024 with 28.

HISTORY



ATHLETICS HISTORY

From its beginnings in Philadelphia to its current version, the Athletics franchise has been one of the most storied in Major League history. The A's have won nine World Championships, 15 Pennants and 17 Division Titles in 124 years in the American League. Only the New York Yankees (27) and St. Louis Cardinals (11) have won more World Series and only the Yankees (41) have more American League Pennants.

The A's were one of the eight original AL franchises when the league was born in 1901. Connie Mack was named manager of the Philadelphia entry and would guide the A's for 50 years, winning five World Championships and 3,582 games. The Hall of Famer was also an owner of the club for all 54 years in Philadelphia.

Under Mack's leadership, the A's would win six of the first 14 AL Pennants, including World Series titles in 1910, 11 and 13. The first dynasty featured the "\$100,000 infield" of Stuffie McInnis, Eddie Collins, Jack Barry and Frank "Home Run" Baker as well as Hall of Fame pitchers Chief Bender, Eddie Plank and Rube Waddell. Waddell led the AL in strikeouts each year from 1902-07 and Baker earned the "Home Run" nickname by topping the AL in round trippers from 1911-14, with 11, 10, 12 and nine.


The A's won 99 games in 1914 but dropped off to 43 wins in 1915 as the club sold off many of its star players, a pattern that would continue throughout the history of the franchise. The A's had seven straight last place finishes through 1921, but a second dynasty was on the horizon.

Mack again began to assemble Hall of Fame talent in the mid-20's, putting together one of the most feared batting orders in baseball history with catcher Mickey Cochrane, first baseman Jimmie Foxx and outfielder Al Simmons. Add in another Hall of Famer on the mound in Lefty Grove and the A's would win 100 games in three straight seasons, including back-to-back World Championships in 1929 and 30.

The A's won their ninth AL Pennant with a 107-win season in 1931 as Grove won AL Most Valuable Player honors. Foxx won back-to-back MVPs in 1932 and 1933, setting franchise records for home runs (58) and RBI (169) in 1932. However, economics again led Mack to sell or trade his best players. The club would post 13 consecutive losing seasons from 1934-46 and would finish no higher than fourth place in the final 21 years in Philadelphia.

Connie Mack managed his final season in 1950 at the age of 87 and the Mack family sold the club to Arnold Johnson, who moved the A's to Kansas City in 1955.

The A's finished in sixth place in their first season in Kansas City, but that would be their highest finish in the midwest, which featured 13 losing seasons. The club again began to develop talent, but most, including the likes of Roger Maris and 1952 AL MVP Bobby Shantz, would end up being traded to the Yankees. Following the death of Johnson in 1960, the A's were sold to Charlie Finley.



Bert Campaneris played all nine positions in one game for the Kansas City A's on Sept. 8, 1965.

season. The rest of the players would be traded in the next two years and the A's lost 108 games in 1979. However, that year saw the debut of the next A's superstar, Rickey Henderson.



Danny Murphy (center) with the A's \$100,000 infield in 1911. From left to right: Stuffie McInnis, Murphy, Frank "Home Run" Baker, Jack Barry and Eddie Collins.

Finley began assembling another talented group of A's players, signing Jim "Catfish" Hunter, Rollie Fingers, Bert Campaneris and Joe Rudi and drafting Reggie Jackson, Sal Bando and Vida Blue. While most of these players had limited time with the Kansas City A's, they would form the nucleus of the next A's dynasty.

The A's moved to Oakland in 1968 and won 82 games that year for their first winning season in 16 years. After back-to-back second place finishes in 1969 and 70, the A's won five straight American League West titles from 1971-75. Anchored by Hall of Famers Hunter, Fingers and Jackson, the A's won three straight World Championships from 1972-74.

Although the A's won 98 games in 1975, the third Athletics dynasty was already coming to an end with the departure of Hunter via free agency prior to the

Billy Martin was hired to manage the A's in 1980 and Henderson flourished under Martin, stealing 100 bases that year and a Major League record 130 in 1982. Finley sold the A's to Haas Family following the 1980 season and Billy Ball, featuring Henderson on the bases and starting pitchers going the distance, was born. The A's won the West in the strike-shortened 1981 season but would face a seven-year drought before returning to the postseason.

The turnaround began in 1986 with the hiring of Tony La Russa as manager and the signing of Dave Stewart as a free agent. A trade for future Hall of Famer Dennis Eckersley days before the start of the 1987 season led to the emergence of the modern day closer, and three straight Rookies of the Year in Jose Canseco (1986), Mark McGwire (1987) and Walt Weiss (1988) gave the A's the ingredients for a run of four AL West Championships in five years from 1988-92.

Oakland made three straight World Series appearances from 1988-90, including a sweep of the cross-bay rival San Francisco Giants in 1989 that was buoyed by the return of Henderson to Oakland. Two years later on May 1, 1991, Henderson would break Lou Brock's Major League stolen base record with his 939th steal.

The A's had MVPs in 1988 (Canseco), 1990 (Henderson) and 1992 (Eckersley) and Cy Youngs in Bob Welch (1990) and Eckersley (1992), but this time it was age that ended the A's run.

Billy Beane's Moneyball teams of the early 2000's – featuring the Big Three of Tim Lincecum, Mark Mulder and 2002 Cy Young winner Barry Zito, and the offensive power of 2000 MVP Jason Giambi, 2002 MVP Miguel Tejada and Gold Glove Eric Chavez – made four straight postseason appearances from 2000-03 and another in 2006. The 2002 club set a then-AL record with a 20-game winning streak, capped off by a Scott Hatteberg pinch hit home run.

Giambi, Tejada and Zito departed via free agency and Hudson and Mulder were traded following the 2004 season, beginning a trend where top players were traded for prospects in the hopes of shortening the window between competitive teams.


The strategy proved to be a success under manager Bob Melvin. He was hired in 2011 and under his guidance, the A's made six postseason appearances over a nine-year span from 2012-20. The run began with two AL West titles and a Wild Card from 2012-14 and two Wild Cards and an AL West title from 2018-20. In between, the A's completely rebuilt, with only Brett Anderson and Jed Lowrie playing in each three-year stretch.

Melvin left following the 2021 season and the A's had back-to-back 100-loss seasons and last place finishes in 2022 and 2023, continuing another franchise-long trend. The 100-loss seasons bring the A's franchise total to a Major League record 18, but the A's have won 100 or more games 10 times, a total which is surpassed by only the Yankees (21) and Dodgers (11). And, while the A's are tied for the third most World Series titles, they also have the most last place finishes (36).

On Nov. 16, 2023, Major League Baseball unanimously approved the move of the A's franchise to Las Vegas. On April 4, 2024, the Athletics and the Sacramento Kings, majority owner of the Sacramento River Cats, announced that Sutter Health Park will host the A's for the 2025-27 seasons, making 2024 the 57th and final season in Oakland. The A's also played 54 seasons in Philadelphia and 13 in Kansas City.



Rickey Henderson broke Lou Brock's Major League record for career stolen bases with his 939th steal on May 1, 1991.



Early Philadelphia A's logos featured the letter A before adopting the elephant as their primary logo in 1920. The image on the left served as the A's logo from 1939-53. The center logo made its debut in the final year in Philadelphia in 1954 and would be the primary logo for all 13 seasons in Kansas City (1955-67). After moving to Oakland in 1968, early logos featured "A's" on a baseball. In 1982, the baseball stitching was removed and the words Oakland Athletics were added. The logo on the right was the A's logo from 1993-2024.

NOTABLE PERFORMANCES & AWARD WINNERS

WORLD CHAMPIONSHIPS (9)

Year	Record	Opponent
1910	102-48	Chicago
1911	101-50	New York
1913	96-57	New York
1929	104-46	Chicago
1930	102-52	St. Louis
1972	93-62	Cincinnati
1973	94-68	New York
1974	90-72	Los Angeles
1989	99-63	San Francisco

AMERICAN LEAGUE PENNANTS (15)

Year	Record	Manager
1902	83-53	Connie Mack
1905	92-56	Connie Mack
1910	102-48	Connie Mack
1911	101-50	Connie Mack
1913	96-57	Connie Mack
1914	99-53	Connie Mack
1929	104-46	Connie Mack
1930	102-52	Connie Mack
1931	107-45	Connie Mack
1972	93-62	Dick Williams
1973	94-68	Dick Williams
1974	90-72	Alvin Dark
1988	104-58	Tony La Russa
1989	99-63	Tony La Russa
1990	103-59	Tony La Russa

AMERICAN LEAGUE WEST DIVISION TITLES (17)

Year	Record	Manager
1971	101-60	Dick Williams
1972	93-62	Dick Williams
1973	94-68	Dick Williams
1974	90-72	Alvin Dark
1975	98-64	Alvin Dark
1981	64-45	Billy Martin
1988	104-58	Tony La Russa
1989	99-63	Tony La Russa
1990	103-59	Tony La Russa
1992	96-66	Tony La Russa
2000	91-70	Art Howe
2002	103-59	Art Howe
2003	96-66	Ken Macha
2006	93-69	Ken Macha
2012	94-68	Bob Melvin
2013	96-66	Bob Melvin
2020	36-24	Bob Melvin

AMERICAN LEAGUE WILD CARDS (4)

Year	Record	Manager
2001	102-60	Art Howe
2014	88-74	Bob Melvin
2018	97-65	Bob Melvin
2019	97-65	Bob Melvin

AMERICAN LEAGUE

MOST VALUABLE PLAYERS (11)

Lefty Grove	1931
Jimmie Foxx	1932
Jimmie Foxx	1933
Bobby Shantz	1952
Vida Blue	1971
Reggie Jackson	1973
Jose Canseco	1988
Rickey Henderson	1990
Dennis Eckersley	1992
Jason Giambi	2000
Miguel Tejada	2002

AMERICAN LEAGUE CY YOUNG AWARDS (5)

Vida Blue	1971
Jim Hunter	1974
Bob Welch	1990
Dennis Eckersley	1992
Barry Zito	2002

AMERICAN LEAGUE ROOKIES OF THE YEAR (8)

Harry Byrd	1952
Jose Canseco	1986
Mark McGwire	1987
Walt Weiss	1988
Ben Grievie	1998
Bobby Crosby	2004
Huston Street	2005
Andrew Bailey	2009

AMERICAN LEAGUE MANAGERS OF THE YEAR (4)

Tony La Russa	1988
Tony La Russa	1992
Bob Melvin	2012
Bob Melvin	2018

POSTSEASON BESTS

World Championships		Division Titles	
Yankees	27	Braves	23
Cardinals	11	Dodgers	22
Athletics	9	Yankees	21
Red Sox	9	Athletics	17
Dodgers	8	Cardinals	16
Giants	8		

League Championships*		Postseason Appearances	
Yankees	41	Yankees	59
Dodgers	22	Dodgers	38
Giants	21	Cardinals	32
Cardinals	19	Braves	30
Athletics	15	Athletics	29

*since 1901

LEAGUE LEADERS

Batting Champions (6)

Year	Name	Avg.
1901	Nap Lajoie	.426
1930	Al Simmons	.381
1931	Al Simmons	.390
1933	Jimmie Foxx	.356
1951	Ferris Fain	.344
1952	Ferris Fain	.327

Home Run Champions (23)

Year	Name	HR
1901	Nap Lajoie	14
1902	Socks Seybold	16
1904	Harry Davis	10
1905	Harry Davis	8
1906	Harry Davis	12
1907	Harry Davis	8
1911	Frank Baker	11
1912	Frank Baker	10
1913	Frank Baker	12
1914	Frank Baker	9
1918	Tilly Walker	11
1932	Jimmie Foxx	58
1933	Jimmie Foxx	48
1935	Jimmie Foxx	36
1951	Gus Zernial	33
1973	Reggie Jackson	32
1975	Reggie Jackson	36
1981	Tony Armas	22
1987	Mark McGwire	49
1988	Jose Canseco	42
1991	Jose Canseco	44
1996	Mark McGwire	52
2018	Khris Davis	48

RBI Champions (11)

Year	Name	RBI
1901	Nap Lajoie	125
1905	Harry Davis	83
1906	Harry Davis	96
1912	Frank Baker	130
1913	Frank Baker	117
1929	Al Simmons	157
1932	Jimmie Foxx	169
1933	Jimmie Foxx	163
1951	Gus Zernial	125
1973	Reggie Jackson	117
1988	Jose Canseco	124

ERA Champions (12)

Year	Name	ERA
1905	Rube Waddell	1.48
1909	Harry Krause	1.39
1926	Lefty Grove	2.51
1929	Lefty Grove	2.82
1930	Lefty Grove	2.54
1931	Lefty Grove	2.05
1932	Lefty Grove	2.84
1970	Diego Segui	2.56
1971	Vida Blue	1.82
1974	Catfish Hunter	2.49
1981	Steve McCatty	2.32
1994	Steve Ontiveros	2.65

Strikeout Champions (13)

Year	Name	Tot.
1902	Rube Waddell	210
1903	Rube Waddell	302
1904	Rube Waddell	349
1905	Rube Waddell	287
1906	Rube Waddell	196
1907	Rube Waddell	232
1925	Lefty Grove	116
1926	Lefty Grove	194
1927	Lefty Grove	174
1928	Lefty Grove	183
1929	Lefty Grove	170
1930	Lefty Grove	209
1931	Lefty Grove	175

LEAGUE AWARDS

AL Pitcher of the Month

Rick Langford	August, 1979
Matt Keough	April, 1981
Jay Howell	June, 1985
Steve Ontiveros	June, 1987
Dave Stewart	April, 1988
Mike Moore	July, 1989
Dave Stewart	April, 1990
Dave Stewart	September, 1990
Tim Hudson	September, 2000
Mark Mulder	July, 2001
Barry Zito	August, 2001
Barry Zito	September, 2001
Mark Mulder	June, 2002
Cory Lidle	August, 2002
Mark Mulder	June, 2004
Barry Zito	July, 2005
Esteban Loaiza	August, 2006
Dan Haren	May, 2007
Bartolo Colón	June, 2013
Sonny Gray	April, 2014
Sonny Gray	July, 2014
Scott Kazmir	July, 2015
Rich Hill	May, 2016
Sean Manaea	April, 2018
Chris Bassitt	September, 2020
Sean Manaea	June, 2021
Frankie Montas	September, 2021

AL Player of the Month

Gene Tenace	September, 1975
Mike Davis	April, 1985
Carney Lansford	May, 1988
Jose Canseco	September, 1988
Jose Canseco	May, 1990
Dave Henderson	April, 1991
Mark McGwire	June, 1996
Jason Giambi	September, 2000
Jason Giambi	May, 2001
Jermaine Dye	August, 2001
Eric Chavez	September, 2001
Josh Donaldson	September, 2013

AL Rookie of the Month

Carlos Peña	April, 2002
Bobby Crosby	June, 2004
Joe Blanton	June, 2005
Joe Blanton	August, 2005
Andrew Bailey	August, 2009
Brett Anderson	September, 2009

Jemile Weeks	June, 2011
Yoenis Céspedes	September, 2012
Nate Freiman	May, 2013
Ryon Healy	September, 2016
Zack Gelof	August, 2023

AL Reliever of the Month

Blake Treinen	May, 2018
Blake Treinen	September, 2018
Liam Hendriks	June, 2019
Liam Hendriks	July/August, 2020
Lou Trivino	June, 2021
Mason Miller	April, 2024

AL Player of the Week

Reggie Jackson	April 6, 1974
Reggie Jackson	July 26, 1975
Gene Tenace	September 13, 1975
Don Baylor	May 22, 1976
Bert Campaneris	May 29, 1976
Sal Bando	July 3, 1976
Rollie Fingers	July 10, 1976
Rollie Fingers	August 7, 1976
Vida Blue	August 28, 1976
Mitchell Page	April 17, 1977
Mitchell Page	September 3, 1977
Tony Armas	April 11, 1981
Tony Armas	April 18, 1981
Rickey Henderson	August 28, 1982
Mike Warren	October 1, 1983
Dave Kingman	April 21, 1984
Jose Canseco	September 28, 1985
Tony Phillips	May 18, 1986
Mark McGwire	June 29, 1987
Jose Canseco	July 6, 1987
Carney Lansford	August 31, 1987*
Mark McGwire	April 9, 1989
Mike Moore	June 11, 1989
Bob Welch	August 27, 1989
Jose Canseco	September 3, 1989
Rickey Henderson	May 6, 1990
Jose Canseco	May 27, 1990
Dave Stewart	July 1, 1990
Rickey Henderson	July 8, 1990
Dave Henderson	April 21, 1991
Harold Baines	June 9, 1991
Jose Canseco	September 15, 1991
Rickey Henderson	September 29, 1991*
Mark McGwire	April 12, 1992
Jose Canseco	April 19, 1992
Carney Lansford	July 19, 1992
Mark McGwire	May 9, 1993
Bobby Witt	July 3, 1994
Geronimo Berroa	May 14, 1995
Mark McGwire	June 11, 1995
Scott Brosius	April 28, 1996
Jason Giambi	May 12, 1996
Scott Brosius	July 21, 1996
Geronimo Berroa	August 18, 1996
Matt Stairs	July 21, 1997
Miguel Tejada	August 8, 1999*
Barry Zito	September 11, 2000*
Jason Giambi	September 18, 2000*
Mark Mulder	August 6, 2001
David Justice	April 1, 2002
Eric Chavez	August 19, 2002
Tim Hudson	September 9, 2002*
Scott Hatteberg	April 14, 2003

Barry Zito	May 5, 2003
Mark Mulder	August 4, 2003
Miguel Tejada	August 25, 2003*
Erubiel Durazo & Scott Hatteberg	June 14, 2004*
Eric Byrnes	August 2, 2004
Eric Chavez	May 30, 2005
Mark Kotsay	July 17, 2006
Frank Thomas	September 11, 2006
Jack Cust & Dan Johnson	May 14, 2007
Jack Cust	May 5, 2008
Mark Ellis	August 10, 2009
Dallas Braden	May 10, 2010
Trevor Cahill	August 9, 2010
Gio Gonzalez	July 4, 2011*
Hideki Matsui	July 25, 2011
Brandon Moss	June 18, 2012
Yoenis Cespedes	July 16, 2012
Josh Reddick	September 3, 2012
Josh Donaldson	April 28, 2013
Brandon Moss	September 1, 2013
Brandon Moss	May 18, 2014
Jon Lester	September 14, 2014
Sonny Gray & Josh Reddick	Sept. 28, 2014*
Josh Reddick	May 3, 2015*
Khris Davis	September 18, 2016*
Yonder Alonso	May 7, 2017
Sean Manaea	April 22, 2018*
Mike Fiers	May 12, 2019*
Marcus Semien	June 9, 2019
Ramón Laureano	July 21, 2019
Mark Canha	August 25, 2019
Frankie Montas	August 9, 2020
Brent Rooker	April 30, 2023
Brent Rooker	May 5, 2024
Lawrence Butler	July 14, 2024
Lawrence Butler	Sept. 1, 2024

*indicates co-Player of the Week

MLB Play of the Week

Ramon Laureano	April 21, 2019
Elvis Andrus	April 4, 2021
Tony Kemp	May 23, 2021
Matt Chapman	August 15, 2021
Tony Kemp	May 15, 2022
Max Schuemann	May 12, 2024

World Series Most Valuable Player

Gene Tenace	1972
Reggie Jackson	1973
Rollie Fingers	1974
Dave Stewart	1989

ALCS Most Valuable Player

Dennis Eckersley	1988
Rickey Henderson	1989
Dave Stewart	1990

All-Star Game Most Valuable Player

Terry Steinbach	1988
-----------------	------

AL Reliever of the Year

Liam Hendriks	2020
---------------	------

All-MLB First Team

Liam Hendriks, RP	2020
-------------------	------

All-MLB Second Team

Marcus Semien, SS	2019
Liam Hendriks, RP	2019
Mason Miller, RP	2024

Outstanding Designated Hitter Award

Dave Kingman	1984
Dave Parker	1989
Khris Davis	2018

Roberto Clemente Award

Dave Stewart	1990
--------------	------

Joe Cronin Award

Rickey Henderson	1982
Jose Canseco	1988
Dave Stewart	1990

Executive of the Year

Billy Beane	2018
-------------	------

TEAM AWARDS

Dave Stewart Community Service Award

Ernie Young	1996
Scott Spiezo	1997
Tom Candiotti	1998
Art Howe	1999
Jason Giambi	2000
Terrence Long	2001
Tim Hudson	2002
Scott Hatteberg	2003
Eric Chavez	2004
Barry Zito	2005
Mark Kotsay	2006
Mark Ellis	2007
Dana Eveland	2008
Dallas Braden/Kurt Suzuki	2009
Craig Breslow	2010
Josh Willingham	2011
Jonny Gomes	2012
Sean Doolittle	2013
Jed Lowrie	2014
Stephen Vogt	2015
Stephen Vogt	2016
Liam Hendriks	2017
Chad Pinder	2018
Liam Hendriks	2019
Tony Kemp	2020
Tony Kemp	2021
Tony Kemp	2022
Tony Kemp	2023
Mason Miller	2024

Jim "Catfish" Hunter Award

Tim Hudson	2004
Mark Ellis	2005
Jason Kendall	2006
Mark Ellis	2007
Mike Sweeney	2008
Kurt Suzuki	2009
Ben Sheets	2010
Josh Willingham	2011
Jonny Gomes	2012
Coco Crisp	2013
Stephen Vogt	2014
Stephen Vogt	2015
Stephen Vogt	2016
Jed Lowrie	2017

Matt Chapman	2018
Marcus Semien	2019
Marcus Semien	2020
Chris Bassitt	2021
Stephen Vogt	2022
Ryan Noda	2023
Shea Langeliers	2024

Walter A. Haas, Jr. Community Achievement Award

Dave Stewart	1987
Storm Davis	1988
Dave Stewart	1989
Dave Henderson	1990
Dennis Eckersley	1991
Dennis Eckersley/Terry Steinbach	1992
Mike Bordick/Terry Steinbach	1993

BBWAA AWARDS

Bill Rigney "Good Guy" Award

Matt Stairs	1997
Rickey Henderson	1998
Jason Giambi	1999
Eric Chavez	2000
Johnny Damon	2001
Scott Hatteberg	2002
Tim Hudson	2003

Mark Kotsay

Bobby Crosby	2005
Frank Thomas	2006
Mark Ellis	2007
Huston Street	2008
Kurt Suzuki	2009
Kurt Suzuki	2010
Gio Gonzalez	2011
Jonny Gomes	2012
Brandon Moss	2013
Sean Doolittle	2014
Stephen Vogt	2015
Marcus Semien	2016
Jed Lowrie	2017
Stephen Piscotty	2018
Bob Melvin	2019
Tony Kemp	2020
Chris Bassitt	2021
Chad Pinder	2022
Mark Kotsay	2023
Brent Rooker	2024

Local Chapter MVP

Joe Rudi	1974
Rollie Fingers	1975
Vida Blue	1976
Jason Giambi	2000

PLAYERS CHOICE AWARDS

MLB Player of the Year

Mark McGwire	1998
--------------	------

AL Outstanding Player

Dennis Eckersley	1992
------------------	------

AL Outstanding Pitcher

Barry Zito	2002
------------	------

AL Outstanding Rookie

Ben Grieve	1998
Terrence Long	2000
Bobby Crosby	2004
Huston Street	2005

AL Comeback Player of the Year

John Jaha	1999
Frank Thomas	2006

Man of the Year

Mark McGwire	1997
--------------	------

THE SPORTING NEWS AWARDS**Major League Player of the Year**

Reggie Jackson	1973
----------------	------

AL Most Valuable Player

Al Simmons	1929
Jimmie Foxx	1932
Jimmie Foxx	1933

AL Player of the Year

Ferris Fain	1951
Reggie Jackson	1973
Tony Armas	1981
Jose Canseco	1988

AL Pitcher of the Year

Bobby Shantz	1952
Vida Blue	1971
Jim Hunter	1974
Bob Welch	1990
Dennis Eckersley	1992
Barry Zito	2002

AL Rookie of the Year

Dick Howser	1961
Mitchell Page	1977
Jose Canseco	1986
Mark McGwire	1987
Walt Weiss	1988
Ben Grieve	1998
Bobby Crosby	2004
Huston Street	2005
Mason Miller	2024

AL Rookie Pitcher of the Year

Jim Nash	1966
Tim Hudson	1999

AL Fireman of the Year

Jack Aker	1966
Dennis Eckersley	1988
Dennis Eckersley	1991
Dennis Eckersley	1992
Billy Koch	2002
Keith Foulke	2003

AL Comeback Player of the Year

John Davis	1988
Storn Jaha	1999

ML Manager of the Year

Billy Martin	1981
--------------	------

AL Manager of the Year

Tony La Russa	1988
Tony La Russa	1992
Bob Melvin	2018

ML Executive of the Year

Billy Beane	1999
Billy Beane	2012
Billy Beane	2018

Sportsman of the Year

Charles O. Finley	1972
Mark McGwire	1997

Major League All-Star Team

Mickey Cochrane, C	1925
Eddie Rommel, P	1925
Al Simmons, OF	1927
Mickey Cochrane, C	1928
Lefty Grove, P	1928
Jimmie Foxx, 1B	1929
Al Simmons, OF	1929
Mickey Cochrane, C	1929
Lefty Grove, P	1929
Al Simmons, OF	1930
Mickey Cochrane, C	1930
Lefty Grove, P	1930
Al Simmons, OF	1931
Mickey Cochrane, C	1931
Lefty Grove, P	1931
Jimmie Foxx, 1B	1932
Lefty Grove, P	1932
Jimmie Foxx, 1B	1933
Mike Higgins, 3B	1934
Doc Cramer, OF	1935
Mike Higgins, 3B	1936
Ferris Fain, 1B	1951
Ferris Fain, 1B	1952
Bobby Shantz, P	1952

American League All-Star Team

Norm Siebern, 1B	1962
Reggie Jackson, OF	1969
Vida Blue, LHP	1971
Joe Rudi, OF	1972
Sal Bando, 3B	1973
Bert Campaneris, SS	1973
Ken Holtzman, LHP	1973
Reggie Jackson, OF	1973
Sal Bando, 3B	1974
Bert Campaneris, SS	1974
Jim Hunter, RHP	1974
Joe Rudi, OF	1974
Reggie Jackson, OF	1975
Joe Rudi, OF	1976
Dwayne Murphy, OF	1981
Rickey Henderson, OF	1981
Tony Armas, OF	1981
Dave Kingman, DH	1984
Jose Canseco, OF	1988
Dennis Eckersley, RP	1988
Dave Stewart, RHP	1988
Carney Lansford, 3B	1989
Jose Canseco, OF	1990
Rickey Henderson, OF	1990
Bob Welch, RHP	1990
Jose Canseco, OF	1991
Mark McGwire, 1B	1992
Mark McGwire, 1B	1996

Mark Mulder, LHP	2001
Eric Chavez, 3B	2002
Barry Zito, LHP	2002
Matt Olson, 1B	2018
Matt Olson, 1B	2019
Marcus Semien, SS	2019
Liam Hendriks, RP	2019
Liam Hendriks, RP	2020

WIRE SERVICE AWARDS**AP Player of the Year**

Jose Canseco	1988
--------------	------

AP Manager of the Year

Billy Martin	1980
--------------	------

UPI Manager of the Year

Tony La Russa	1992
---------------	------

AP Major League All-Star Team

Rickey Henderson, OF	1990
Bob Welch, RHP	1990
Jose Canseco, OF	1991
Dennis Eckersley, RP	1992
Mark McGwire, 1B	1992
Mark McGwire, 1B	1996

UPI AL All-Star Team

Mark McGwire, 1B	1992
Dennis Eckersley, RP	1992

UPI AL Comeback Player of the Year

Dave Kingman	1984
Dave Henderson	1988
Mark McGwire	1992

UPI Executive of the Year

Sandy Alderson	1988
Sandy Alderson	1990

MISCELLANEOUS AWARDS**Organization of the Year**

Baseball America	1982
Topps	1998
Baseball America	1999
Howe Sports Data	1999
Topps	1999
Topps	2004

Baseball America Executive of the Year

Billy Beane	2002
Billy Beane	2013

AL Rawlings Gold Glove

Joe Rudi, OF	1974
Joe Rudi, OF	1975
Joe Rudi, OF	1976
Dwayne Murphy, OF	1980
Mike Norris, P	1980
Dwayne Murphy, OF	1981
Mike Norris, P	1981
Rickey Henderson, OF	1981
Dwayne Murphy, OF	1982
Dwayne Murphy, OF	1983
Dwayne Murphy, OF	1984
Dwayne Murphy, OF	1985
Alfredo Griffin, SS	1985
Mark McGwire, 1B	1990

Eric Chavez, 3B	2001
Eric Chavez, 3B	2002
Eric Chavez, 3B	2003
Eric Chavez, 3B	2004
Eric Chavez, 3B	2005
Eric Chavez, 3B	2006
Josh Reddick, OF	2012
Matt Olson, 1B	2018
Matt Chapman, 3B	2018
Matt Olson, 1B	2019
Matt Chapman, 3B	2019
Matt Chapman, 3B	2021
Sean Murphy, C	2021

Platinum Glove

Matt Chapman, AL	2018
Matt Chapman, AL	2019

Wilson Defensive Player of the Year

Josh Reddick, AL OF	2012
Josh Reddick, AL OF	2013
Matt Chapman, ML and ML 3B	2018
Matt Chapman, ML 3B	2019

AL Silver Slugger Award

Rickey Henderson, OF	1981
Jose Canseco, OF	1988
Jose Canseco, OF	1990
Rickey Henderson, OF	1990
Jose Canseco, OF	1991
Mark McGwire, 1B	1992
Mark McGwire, 1B	1996

Jason Giambi, 1B	2001
Eric Chavez, 3B	2002
Brent Rooker, DH	2024

AL Rolands Relief Man Award

Dennis Eckersley	1988
Dennis Eckersley	1992
Billy Koch	2002
Keith Foulke	2003

Topps ML Rookie All-Star Team

Dick Howser, OF	1961
Ed Charles, 3B	1962
Manny Jimenez, OF	1962
Bert Campaneris, SS	1964
Jim Nash, RHP	1966
Rick Monday, OF	1967
Angel Mangual, OF	1971
Claudell Washington, OF	1974
Wayne Gross, 3B	1977
Mitchell Page, OF	1977
Dave Revering, 1B	1978
John Johnson, LHP	1978
Bob Kearney, C	1983
Jose Canseco, OF	1986
Mark McGwire, 1B	1987
Walt Weiss, SS	1988
Felix Jose, OF	1990
Tony Batista, 2B	1996
Ben Grieve, OF	1998
A.J. Hinch, C	1998

Terrence Long, OF	2000
Mark Ellis, 2B	2002
Bobby Crosby, SS	2004
Dan Johnson, 1B	2005
Huston Street, P	2005
Brad Ziegler, P	2008
Yoenis Céspedes, OF	2012
Sean Murphy, C	2020

Tony Conigliaro Award

Jim Mecir	2003
Stephen Piscotty	2018

The Hutch Award

Carney Lansford	1992
Jason Giambi	2000
Stephen Piscotty	2018

AL Chalmers Award*

Eddie Collins	1914
---------------	------

Early American League MVPs*

Mickey Cochrane, C	1928
--------------------	------

* The Baseball Writers' Association of America has officially balloted and named the MVP in each major league since 1931. The earlier awards were known as the Chalmers (automobile) Award (1911-14) and then the league made the award from 1922 through 1928.

ATHLETICS IN THE NATIONAL BASEBALL HALL OF FAME

Players (7)	Year Inducted	Pos.	Career Avg.	Years With Athletics
Frank Baker	1955	3B	.307	1908-14
Mickey Cochrane	1947	C	.320	1925-33
Eddie Collins	1939	2B	.333	1906-14; 27-30
Jimmie Foxx	1951	1B	.325	1925-35
Rickey Henderson	2009	OF	.279	1979-1984; 89-93; 94-95; 98
Reggie Jackson	1993	OF	.262	1967-75; 87
Al Simmons	1953	OF	.334	1924-32; 40-41; 44

Pitchers (7)	Year Inducted	Career Record	Career ERA	Years With Athletics
Chief Bender	1953	212-127	2.46	1903-14
Dennis Eckersley	2004	197-171, 390 SVs	3.50	1987-95
Rollie Fingers	1992	114-118, 341 SVs	2.90	1968-76
Lefty Grove	1947	300-141	3.06	1925-33
Jim Hunter	1987	224-166	3.26	1965-74
Eddie Plank	1946	326-194	2.35	1901-14
Rube Waddell	1946	193-143	2.16	1902-07

Managers (3)	Year Inducted	Career Record	Years With Athletics
Tony La Russa	2014	2728-2365	1986-95
Connie Mack	1937	3776-4025	1901-50
Dick Williams	2008	1571-1451	1971-73

Other Hall of Famers Who Spent Part of Their Career With the Athletics (26): Dick Allen (1977); Harold Baines (1990-92); Orlando Cepeda (1972); Ty Cobb (1927-28); Jimmy Collins (1907-08); Stan Coveleski (1912); Elmer Flick (1902); Nellie Fox (1947-49); Rich Gossage (1992-93); Whitey Herzog (1958-60); Waite Hoyt (1931); George Kell (1943-46); Nap Lajoie (1901-02; 1915-16); Willie McCovey (1976); Joe Morgan (1984); Satchel Paige (1965); Dave Parker (1988-89); Herb Pennock (1912-15); Mike Piazza (2007); Tim Lincecum (1999); Enos Slaughter (1955-56); Tris Speaker (1928); Don Sutton (1985); Frank Thomas (2006; 08); Zack Wheat (1927); Billy Williams (1975-76)

Broadcasters Who Spent Part of Their Careers With the Athletics (Ford C. Frick Award): By Saam (1938-54); Al Helfer (1968-69); Harry Caray (1970); Bob Elson (1971); Jon Miller (1974); Lon Simmons (1981-1995); Bill King (1981-2005)

ATHLETICS HALL OF FAME

The Athletics Hall of Fame was founded in 2018 to honor the individuals who have shaped the identity and success of the Athletics franchise.

The inaugural class of seven featured the five Oakland A's National Baseball Hall of Famers: Catfish Hunter, Rollie Fingers, Reggie Jackson, Dennis Eckersley and Rickey Henderson, as well as four-time 20-game winner Dave Stewart and owner Charlie Finley.

The first induction ceremony took place on Sept. 5, 2018. With six additions in 2024, the Athletics Hall of Fame now features 39 members. The class of 2025 will be announced early in the 2025 season.



CLASS OF 2018

Dennis Eckersley
Rollie Fingers
Charlie Finley
Rickey Henderson
Catfish Hunter
Reggie Jackson
Dave Stewart

CLASS OF 2019

Vida Blue
Bert Campaneris
Walter A. Haas, Jr.
Mark McGwire
Tony La Russa

CLASS OF 2021

Home Run Baker
Chief Bender
Mickey Cochrane
Eddie Collins
Jimmie Foxx
Lefty Grove
Connie Mack
Eddie Plank
Al Simmons
Rube Waddell

CLASS OF 2022

Sal Bando
Eric Chavez
Ray Fosse
Keith Lieppman
Joe Rudi
Steve Vucinich

CLASS OF 2023

Jason Giambi
Bob Johnson
Carney Lansford
Roy Steele
Gene Tenace

CLASS OF 2024

Jose Canseco
Eddie Joost
Bill King
Terry Steinbach
Miguel Tejada
Dick Williams

ATHLETICS HALL OF FAMERS



Frank "Home Run" Baker
Philadelphia A's 1908-14
Inducted Aug. 22, 2021

Frank "Home Run" Baker led the American League in home runs from 1911-13 and tied for the lead in 1914, but earned his nickname by hitting two home runs in the 1911 World Series against the Giants, the second of three World Champion A's teams that featured Baker as the A's third baseman. A member of the A's famed \$100,000 infield, Baker led the league in triples in his rookie season of 1909 and topped the AL in RBI from 1912-13.




Sal Bando
Kansas City A's 1966-67;
Oakland A's 1968-76
Inducted Aug. 7, 2022

"Captain Sal" was the leader that held the A's together in the early 70's when Oakland won five straight American League West titles and three consecutive World Series. Bando finished in the top four in Most Valuable Player voting three times and was a four-time All-Star. His durability put him atop the AL leaderboard in games played four times and although he never led the league in any other major category, his 33.0 WAR from 1969-73 was the best in baseball.




Charles "Chief" Bender
Philadelphia A's 1903-14
Inducted Aug. 22, 2021

Charles "Chief" Bender was a Native American who pitched in five World Series for the A's. He had his finest season in 1910 when he authored a no-hitter while compiling a 23-5 record and a 1.58 ERA before helping the A's to their first World Championship. Bender, who was Connie Mack's choice "if there was one game I wanted to win above all others" won five of his seven World Series starts in 1910, 11 and 13 to lead the A's to their first three World Championships.




Vida Blue
Oakland A's 1969-77
Inducted Sept. 21, 2019

Vida Blue made his Major League debut in 1969 eight days before his 20th birthday, tossed a no-hitter in 1970, and then burst onto the national scene in 1971 when he won both the American League Cy Young Award and Most Valuable Player Award after compiling a 24-8 record, a league-leading 1.82 ERA and 301 strikeouts. Blue started two All-Star Games for the AL in 1971 and 1975, and in between pitched for the A's three consecutive World Champions.




Bert Campaneris
Kansas City A's 1964-67;
Oakland A's 1968-76
Inducted Sept. 21, 2019

When you trace the roots of the A's three straight World Championships from 1972 to 1974, it all began on April 25, 1961, when the Kansas City A's signed a 19-year-old Cuban named Dagoberto Campaneris. "Campy" played 13 seasons for the A's and was a six-time All-Star. He stole 649 bases in his career and led the American League in steals six times. Campaneris homered twice in his debut and famously played all nine positions in a nine-inning game on Sept. 8, 1965.




Jose Canseco
Oakland A's 1985-92, 97
Inducted August 17, 2024

Jose Canseco began his career by winning the American League Rookie of the Year award in 1986 and became one of the biggest stars in the game two years later when he earned AL MVP honors. He became the charter member of baseball's 40-40 club in 1988 and would go on to hit 462 home runs and steal 200 bases in his career. One-half of the Bash Brothers that helped the A's to three straight pennants and a World Championship in 1989, Canseco was a six-time All-Star.



Eric Chavez
Oakland A's 1998-2010
Inducted Aug. 7, 2022

Eric Chavez was a mainstay of the third era of great Oakland teams that won four American League West titles and made five playoff appearances from 2000-06. He won six straight Gold Gloves at third base from 2001-06, hit 20 or more home runs in seven straight seasons from 2000-06 and drove in 100 runs four times. Much like the A's teams of his era, Chavez excelled in the second half of the season and retired as the best player in Oakland history never named to an All-Star team.




Gordon "Mickey" Cochrane
Philadelphia A's 1925-33
Inducted Aug. 22, 2021

One of baseball's greatest catchers, Mickey Cochrane was the backstop for the A's three consecutive American League Pennant winning teams from 1929-31. He was named AL MVP in 1928 and homered twice in the 1930 World Series as the A's won their second straight World Championship. Cochrane had a .321 batting average in nine seasons with the A's and also had a .419 on-base percentage nearly 70 years before it gained mainstream acceptance.




Eddie Collins
Philadelphia A's 1906-14; 27-30
Inducted Aug. 22, 2021

The first Athletic to be elected to the National Baseball Hall of Fame, Eddie Collins batted .337 and stole 373 bases in 13 seasons over two stints with the A's. He finished in the top six in Chalmer's Award Voting, a precursor to the MVP, in four straight seasons from 1911-14 and won the award in 1914. He hit .429 in the 1910 World Series to start the A's championship run of three Series titles in four years. The second baseman led the AL in steals in 1910 and runs from 1912-14.



Dennis Eckersley
Oakland A's 1987-95
Inducted Sept. 5, 2018

When Dennis Eckersley was traded to the A's in April of 1987, he had a successful 12-year career as a starting pitcher. By the time his nine seasons in Oakland concluded, he redefined the role of closer, saving an Athletics record 320 games. Born in Oakland and raised in Fremont, he was the AL MVP and Cy Young winner in 1992. Eckersley was a four-time All-Star with Oakland and was a member of the A's World Champions in 1989.



Rollie Fingers
Oakland A's 1968-76
Inducted Sept. 5, 2018

Rollie Fingers made his ML debut with Oakland in 1968 and was used both as a starter and reliever over his first four seasons. He moved to the bullpen full time in 1972, when the A's began their run of three consecutive World Championships. Fingers spent the first nine seasons of his 17-year Hall of Fame career with Oakland. The mustachioed right-hander was a four-time All-Star with the A's and earned 1974 World Series MVP honors.



Charlie Finley
Kansas City A's 1961-67;
Oakland A's 1968-80
Inducted Sept. 5, 2018

After purchasing the Kansas City A's following the 1960 season, Charlie Finley moved the club to Oakland in 1968 where the team he assembled would win three consecutive World Championships from 1972-74. He would be remembered as much for his off-field antics and innovations, as he proposed the designated hitter, interleague play and World Series night games. Finley also introduced baseball to Charlie O the mule, Harvey the mechanical rabbit, white cleats, colorful uniforms and more.



Ray Fosse
Oakland A's 1973-75, 1985-2021
Inducted Aug. 7, 2022

Ray Fosse blazed a unique trail to A's immortality. It began with three years as a player from 1973-75 and concluded with 37 seasons in the front office, including 36 as a broadcaster. Fosse was a catcher for the A's World Championship teams in 1973 and 1974 and he returned to Oakland in 1985 in a front office role. He moved into the radio booth in 1986 and was a mainstay on A's radio and television broadcasts until passing away following the 2021 season.




Jimmie Foxx
Philadelphia A's 1925-35
Inducted Aug. 22, 2021

Jimmie Foxx did not finish his senior year of high school as he went to spring training with the Philadelphia A's in 1925 and made his Major League debut later that year at the age of 17. He would go on to hit 302 home runs in 11 seasons as an Athletic, a franchise record that stood for 61 years. Foxx earned back-to-back MVP awards from 1932-33 and a Triple Crown in 1933. He represented the A's in the first three All-Star Games from 1933-35 and was a World Champion in 1929 and 30.



Jason Giambi
Oakland A's 1995-2001, 09
Inducted Aug. 6, 2023

Jason Giambi was a key presence both on and off the field in eight seasons with the A's. He hit .300 with 198 home runs, 715 RBI and a .406 on-base percentage in 1,036 games as an Athletic, earning American League Most Valuable Player honors in 2000 and AL All-Star honors in 2000-01. Giambi concluded his playing time with the A's as the only .300 career hitter in Oakland history and his leadership led to a relaxed clubhouse atmosphere that remained long after his playing days.



Robert "Lefty" Grove
Philadelphia A's 1925-33
Inducted Aug. 22, 2021

Lefty Grove pitched for nine seasons with the Philadelphia A's, leading the league in strikeouts seven times, ERA five times and wins four times. He won the pitching Triple Crown by leading the league in wins, ERA and strikeouts in back-to-back seasons from 1930-31. Grove capped that streak by going 31-4 with a 2.06 ERA and 175 strikeouts in 1931 to earn American League MVP honors. He was a member of the A's back-to-back World Champions in 1929-30 and was a 1933 All-Star.




Walter A. Haas, Jr.
Oakland A's 1981-95
Inducted Sept. 21, 2019

Walter A. Haas, Jr. purchased the A's following the 1980 season and during his 15 years as owner, Oakland won five American League West titles, three AL Pennants and the 1989 World Championship. The A's set franchise records for attendance five times, but Haas will be remembered just as much for his commitment to the community and staying in the background while bright young innovators grew the A's reputation to one of the best in baseball.




Rickey Henderson
Oakland A's 1979-84, 89-93, 94-95, 98
Inducted Sept. 5, 2018

Raised in Oakland and drafted by the A's, Rickey Henderson went on to become the greatest player in Oakland A's history and one of the greatest leadoff hitters of all time. He played 14 of his 25 seasons in an Oakland uniform and finished his career in 2003 as the all-time leader in stolen bases (1,406), runs scored (2,295) and walks (2,190). Henderson was a six-time All-Star with the A's, AL MVP in 1990 and a member of the 1989 A's World Champions.



Jim "Catfish" Hunter
Kansas City A's 1965-67;
Oakland A's 1968-74
Inducted Sept. 5, 2018

Jim "Catfish" Hunter was the anchor of the A's teams that won three consecutive World Championships from 1972 to 1974. He had four straight 20-win seasons with Oakland, including a career-high 25 victories in 1974 when he won the AL Cy Young. Hunter was a six-time All-Star with the A's and tossed the first perfect game in Oakland history on May 8, 1968. He pitched three seasons in Kansas City and seven in Oakland and was inducted to the National Hall of Fame in 1987.



Reggie Jackson
Kansas City A's 1967;
Oakland A's 1968-75, 87
Inducted Sept. 5, 2018

"Mr. October" was born in 1973 when Reggie Jackson earned World Series MVP honors as the A's won their second of three straight World Championships. He was also named AL MVP that year after leading the league in runs, home runs and RBI. Jackson made his debut with the Kansas City A's in 1967, spent the next eight seasons with Oakland and then concluded his 21-year Hall of Fame career with the A's in 1987. He played in six All-Star Games in an Oakland uniform.




Bob Johnson
Philadelphia A's, 1933-42
Inducted Aug. 6, 2023

Bob Johnson played 10 of his 13 seasons in the majors with the Philadelphia A's from 1933-42 where he was a five-time All-Star. His 997 runs scored were a franchise record until Rickey Henderson broke the mark in 1993. Johnson slugged 20 or more home runs and scored 90 or more runs in each of his first nine seasons and had seven consecutive 100-RBI seasons from 1935-41. He finished his A's career with a .298 average, 252 home runs and 1,040 RBI in 1,459 games.




Eddie Joost
Philadelphia A's, 1947-54
Inducted August 17, 2024

A Bay Area native who played for the A's before the franchise moved to Oakland, Eddie Joost spent eight seasons with the Philadelphia A's from 1947-54. He hit .249 as an Athletic but walked at least 100 times in six straight seasons from 1947-52 and had a .392 on-base percentage. Joost was an All-Star in 1949 and 1952, received MVP votes five times over a six-year span from 1947-52 and was a player/manager for the A's in their final season in Philadelphia in 1954.




Bill King
Oakland A's 1981-2005
Inducted August 17, 2024

A's fans have been blessed with great radio broadcasters over the years, but no one will ever top Bill King, who spent 25 years in the booth. He is known not only for his memorable calls, but his distinctive handlebar mustache and beard, his "Holy Toledo" catch phrase and five decades broadcasting Warriors (1962-83), Raiders (1966-92) and A's (1981-2005) games. The Bay Area broadcasting legend was honored posthumously with the Ford Frick Award in 2017.



Carney Lansford
Oakland A's 1983-92
Inducted Aug. 6, 2023

The second in a line of great Oakland third basemen, Carney Lansford was an All-Star in 1988, a World Champion in 1989 and a key cog in the A's teams that won three straight pennants from 1988-90 and an AL West title in 1992. He set an Oakland record with a .336 batting average in 1989 and then went on to hit .455 in the ALCS and .438 in the World Series win over the Giants. Lansford was also a standout defensively and led AL third basemen in fielding in 1987, 88 and 90.



Tony La Russa
Oakland A's 1986-95
Inducted Sept. 21, 2019

Tony La Russa managed the A's for 10 seasons from 1986 to 1995. Under his guidance, the A's won four American League West titles, three consecutive AL Pennants from 1988 to 1990 and the World Championship in 1989. La Russa won 798 games during his tenure with Oakland, including 104 in 1988 when he was named AL Manager of the Year. He would garner the honor again in 1992 and was elected to the National Baseball Hall of Fame in 2014.



Keith Lieppman
Oakland A's 1971-2022
Inducted Aug. 7, 2022

Keith Lieppman grew up in Missouri in the 1960's attending Kansas City A's games and would end up spending over 50 years with the club after it moved to Oakland. He played for nine seasons in the minors from 1971-79, managed for eight from 1980-87 and then served for more than 25 years as Director of Player Development. In his roles, he tutored many of the players that would win 11 American League West titles and make 15 playoff appearances from 1988-2020.



Connie Mack
Philadelphia A's 1901-54
Inducted Aug. 22, 2021

Connie Mack managed the A's for 50 seasons from 1901-50 and was part-owner of the club for all 54 seasons in Philadelphia. Under his leadership, the A's would win five World Championship and nine American League Pennants. He built two dynasties, winning back-to-back World Series in 1910-11 as well as 1913, and then did it again in 1929-30. Known for managing in a suit, with a derby or bowler in place of a baseball cap, the A's won 3,582 games with Mack at the helm.



Mark McGwire
Oakland A's 1986-97
Inducted Sept. 21, 2019

Mark McGwire played 12 seasons with Oakland and hit 363 home runs, breaking the franchise record in 1996. He was named to nine American League All-Star teams, including six straight beginning in 1987 when he was named AL Rookie of the Year after hitting 49 home runs. He earned the AL Gold Glove for first basemen in 1990 and hit 52 home runs in 1996. The A's reached the postseason four times with McGwire, highlighted by a World Championship in 1989.




Eddie Plank
Philadelphia A's 1901-14
Inducted Aug. 22, 2021

Eddie Plank was a member of the original 1901 Philadelphia A's and in 14 seasons as Athletic, he won 284 games, started 459, completed 362, had 59 shutouts and struck out 1,985, all franchise records that still stand. He never led the American League in wins, strikeouts or ERA but was always one of the top pitchers in the game, earning him a spot in the National Baseball Hall of Fame in 1946. Plank's tenure with the A's included six AL Pennants and three World Championships.



Joe Rudi
Kansas City A's 1967;
Oakland A's 1968-76, 82
Inducted Aug. 7, 2022

The A's reached the World Series three straight years from 1972-74 but winning those series required clutch performances, and Joe Rudi delivered. He made one of the greatest catches in World Series history in 1972 against the Reds and then hit .333 with four RBI in both 1973 against the Mets and 1974 against the Dodgers. Rudi won three consecutive Gold Gloves from 1974-76, was a three-time All-Star and finished second in American League MVP balloting in 1972 and 1974.




Al Simmons
Philadelphia A's 1924-32; 40-41;
44
Inducted Aug. 22, 2021

Al Simmons was a major factor in the A's three consecutive American League pennant winning clubs from 1929-31, hitting .346 with 92 home runs and 450 RBI. He led the AL in RBI in 1929 and then won back-to-back batting titles in 1930 and 31. Simmons hit .341 or better in seven consecutive seasons from 1925-31 and had a .356 average in 12 seasons with Philadelphia. He drove in at least 100 runs in each of his first nine seasons with the A's and had at least 200 hits five times.




Roy Steele
Oakland A's 1968-2005, 07-08
Inducted Aug. 6, 2023

For four decades, fans were blessed with "the voice of God" at the Coliseum. Roy Steele joined the A's as their public address announcer in 1968, their inaugural season in Oakland, and would miss just five games over the next 38 years before continuing in a part-time role over the next three seasons. He worked six World Series and an All-Star Game, and his booming baritone introduced players from the Mustache Gang to Billy Ball, the Bash Brothers and Moneyball.




Terry Steinbach
Oakland A's 1986-96
Inducted August 17, 2024

Terry Steinbach homered in both his first and last at bat with the Oakland A's, and in between he established himself as one of the best catchers in franchise history. A three-time All-Star, including the All-Star Game MVP in 1988, Steinbach hit .275 with 132 home runs and 595 RBI in 1,199 games in 11 seasons with the A's. He was a member of the four American League West Championship Teams from 1988-90 and 92, and drove in seven runs in the A's four-game sweep of San Francisco in the 1989 World Series.




Dave Stewart
Oakland A's 1986-92, 95
Inducted Sept. 5, 2018

Born in Oakland and a graduate of St. Elizabeth High School, Dave Stewart spent six seasons in the majors with three teams before breaking through with the A's. He joined Oakland in 1986 and would go on to win 20 games in four consecutive seasons from 1987-90. The big-game pitcher went 8-3 with a 2.22 ERA in 14 postseason starts for Oakland, including two wins in the 1989 World Series when he earned MVP honors in the A's sweep of the Giants.



Miguel Tejada
Oakland A's 1997-2003
Inducted August 17, 2024

The A's Iron Man, Miguel Tejada played the first seven of his 16 seasons with the A's. He batted .270 with 156 home runs and 604 RBI in 936 games in an A's uniform and finished his Oakland career by playing in a franchise record 594 consecutive games. Tejada had his most memorable season in 2002 when he was named AL MVP and was a key contributor to the A's 20-game winning streak, collecting walk-off hits in wins 18 and 19. He was the A's shortstop in their four straight playoff appearances from 2000-03.



Gene Tenace
Oakland A's 1969-76
Inducted Aug. 6, 2023

Gene Tenace played eight seasons in an Oakland uniform and reached the postseason five times. He began the A's run of three consecutive World Championships from 1972-74 by earning MVP honors in the 1972 World Series against the Reds after hitting four home runs and driving in nine of the A's 16 runs. Tenace was an All-Star in 1975, had four straight 20-homer seasons from 1973-76 and walked 100 or more times in three straight seasons from 1973-75.




Steve Vucinich
Oakland A's 1968-2021
Inducted Aug. 7, 2022

The one constant in the A's first 54 years in Oakland was Steve Vucinich. The A's have been erased like a blackboard, rebuilt and then erased again. But Vuc has marked the time. From the first batter in Oakland history, Bert Campaneris, to the final acquisitions during his tenure, Yan Gomes and Josh Harrison, Steve has known them all. He joined the organization as a ballboy in 1968, moved to the visiting clubhouse in 1974 and then returned to the home clubhouse as equipment manager in 1994.



George "Rube" Waddell
Philadelphia A's 1902-07
Inducted Aug. 22, 2021

A fan favorite at the turn of the century not only for his skills on the mound but for his eccentricities that earned him the nickname Rube, George Waddell pitched six seasons for the Philadelphia A's from 1902-07. He led the AL in strikeouts in each of those six campaigns and won the pitching Triple Crown in 1905 with a 27-10 record, a 1.48 ERA and 287 strikeouts. Waddell fanned a career-high 349 batters in 1904 and his 24 wins in 1902 led the A's to their first AL Pennant.



Dick Williams
Kansas City A's 1959-60
Oakland A's 1971-73
Inducted August 17, 2024

Dick Williams managed the A's for just three seasons but in those years, the A's won World Series titles in 1972 and 1973 and had three straight AL West crowns from 1971-73. Oakland had three 90-win seasons with Williams at the helm and his .603 (288-190) winning percentage is the best in Athletics history. Williams also played two seasons for the Kansas City A's from 1959-60 and hit .276 with 28 home runs and 140 RBI in 257 games. He was inducted into the National Baseball Hall of Fame in 2008.

ATHLETICS AT THE ALL-STAR BREAK

Year	Record	Pos.	GB/GA	Leader
1933	37-36	3	-10½	Washington
1934	30-45	7	-17	New York
1935	29-39	6	-14½	New York
1936	24-48	t7	-26	New York
1937	20-44	8	-23	New York
1938	27-38	7	-13½	Cleveland
1939	28-46	7	-24½	New York
1940	29-43	7	-15½	Detroit
1941	34-40	6	-14	New York
1942	33-51	7	-21	New York
1943	34-44	8	-11½	New York
1944	35-42	8	-9	St. Louis
1945	—	—	—	—
1946	22-51	8	-30	Boston
1947	36-36	4	-10½	New York
1948	48-32	2	-½	Cleveland
1949	44-35	3	-7	New York
1950	27-49	t7	-22½	Detroit
1951	29-48	7	-19½	Chicago
1952	31-37	6	-11	New York
1953	34-51	6	-23½	New York
1954	30-49	7	-24	Cleveland
1955	39-46	6	-18	New York
1956	31-50	7	-22½	New York
1957	29-47	7	-21½	New York
1958	38-37	t2	-11	New York
1959	33-43	7	-11	Cleveland
1960	29-48	8	-17	New York
1961	31-52	10	-23	Detroit
1962	40-45	9	-9	New York
1963	36-46	8	-14½	New York
1964	31-47	9	-18	Baltimore
1965	23-54	10	-27½	Minnesota
1966	39-46	6	-19	Baltimore
1967	35-49	10	-14	Chicago
1968	39-43	6	-15½	Detroit
1969	53-39	2	-4	Minnesota
1970	47-40	3	-9½	Minnesota
1971	56-31	1	+11½	Oakland
1972	56-35	1	+6½	Oakland
1973	56-42	1	+2½	Oakland
1974	55-41	1	+5	Oakland
1975	55-32	1	+8½	Oakland
1976	44-41	3	-8½	Kansas City
1977	39-51	6	-15	Chicago
1978	43-44	4	-3½	California
1979	25-69	7	-30½	California
1980	36-45	4	-11½	Kansas City
1981	37-23*	1	+1½	Oakland

Year	Record	Pos.	GB/GA	Leader
1982	38-50	6	-12	California
1983	37-43	5	-8	Texas
1984	43-45	4	-3	Chicago
1985	46-41	2	-6	California
1986	34-56	7	-15½	California
1987	46-41	t2	-2	Minnesota
1988	54-34	1	+5½	Oakland
1989	52-36	2	-1½	California
1990	51-31	1	+1	Oakland
1991	44-38	5	-2½	Texas
1992	51-36	2	-2	Minnesota
1993	38-46	6	-6	Chicago
1994	39-48	2	-3	Texas
1995	36-35	3	-4	California/Texas
1996	43-45	t3	-8½	Texas
1997	37-52	4	-13	Seattle
1998	41-45	3	-8	Anaheim
1999	43-44	2	-5	Texas
2000	48-38	3	-3	Seattle
2001	44-43	2	-19	Seattle
2002	50-38	3	-5	Seattle
2003	54-39	2	-4	Seattle
2004	47-39	2	-2	Texas
2005	44-43	3	-7½	Los Angeles
2006	45-43	t1	—	Oakland/Texas
2007	44-44	3	-9	Los Angeles
2008	51-44	2	-6	Los Angeles
2009	37-49	4	-12	Los Angeles
2010	43-46	3	-7½	Texas
2011	39-53	4	-12	Texas
2012	43-43	3	-9	Texas
2013	56-39	1	+2	Oakland
2014	59-36	1	+1½	Oakland
2015	41-50	5	-8½	Los Angeles
2016	38-51	4	-15½	Texas
2017	39-50	5	-21	Houston
2018	55-42	3	-8	Houston
2019	51-41	2	-7	Houston
2020	—	—	—	—
2021	52-40	2	-3½	Houston
2022	32-61	5	-28	Houston
2023	25-67	5	-27½	Texas
2024	37-61	5	-15	Seattle

* Strike Break

Note: In seasons with more than one All-Star Game, record is before first game

ATHLETICS MOST ALL-STAR GAME SELECTIONS

9	Mark McGwire
6	Jim Hunter
6	Reggie Jackson
6	Rickey Henderson
5	Bert Campaneris
5	Bob Johnson
5	Jose Canseco

ATHLETICS ALL-STAR GAME SELECTIONS

- 1933** Connie Mack (manager), Jimmie Foxx (1b), Lefty Grove (p)
- 1934** Jimmie Foxx (1b), Pinky Higgins (3b)
- 1935** Jimmie Foxx (1b), Bob Johnson (of)
- 1936** Pinky Higgins (3b)
- 1937** Wally Moses (of)
- 1938** Bob Johnson (of)
- 1939** Russell Blackburne (coach), Frank Hayes (c), Bob Johnson (of)
- 1940** Frank Hayes (c), Bob Johnson (of)
- 1941** Frank Hayes (c)
- 1942** Bob Johnson (of)
- 1943** Russell Blackburne (coach), Dick Siebert (1b)
- 1944** Frank Hayes (c), Bobo Newsom (p)
- 1945** NO GAME
- 1946** Buddy Rosar (c), Sam Chapman (of)
- 1947** Buddy Rosar (c)
- 1948** Buddy Rosar (c)*, Joe Coleman (p)
- 1949** Eddie Joost (ss)*, Lou Brissie (p), Alex Kellner (p)
- 1950** Ferris Fain (1b)
- 1951** Ferris Fain (1b)*, Bobby Shantz (p)
- 1952** Ferris Fain (1b), Bobby Shantz (p), Eddie Joost (ss)
- 1953** Gus Zernial (of)*, Eddie Robinson (1b)
- 1954** Jim Finigan (3b)
- 1955** Jim Finigan (3b)*, Vic Power (1b)
- 1956** Harry Simpson (of), Vic Power (1b)
- 1957** Joe DeMaestri (ss)
- 1958** Bob Cerv (of)*
- 1959** Harry Craft (coach), Bud Daley (p), Roger Maris (of)****
- 1960** Bud Daley (p)
- 1961** Dick Howser (ss)
- 1962** Norm Siebern (1b), Hank Bauer (coach)****
- 1963** Norm Siebern (1b-of)
- 1964** John Wyatt (p)
- 1965** John O'Donoghue (p)
- 1966** Jim Hunter (p)
- 1967** Jim Hunter (p)
- 1968** Bert Campaneris (ss), Rick Monday (of), John Odom (p)
- 1969** Sal Bando (3b)*, Reggie Jackson (of)*, John Odom (p)
- 1970** Jim Hunter (p)
- 1971** Vida Blue (p), Dave Duncan (c), Reggie Jackson (of)
- 1972** Dick Williams (coach), Sal Bando (3b), Bert Campaneris (ss), Ken Holtzman (p), Jim Hunter (p), Reggie Jackson (of)*, Joe Rudi (of)
- 1973** Dick Williams (manager), Sal Bando (3b), Bert Campaneris (ss), Rollie Fingers (p), Ken Holtzman (p), Jim Hunter (p), Reggie Jackson (of)*
- 1974** Sal Bando (3b), Bert Campaneris (ss)*, Rollie Fingers (p), Jim Hunter (p), Reggie Jackson (of)*, Joe Rudi (of)
- 1975** Alvin Dark (manager), Wes Stock (coach), Vida Blue (p), Bert Campaneris (ss)*, Rollie Fingers (p), Reggie Jackson (of)*, Joe Rudi (of)*, Gene Tenace (c), Claudell Washington (of)
- 1976** Rollie Fingers (p), Phil Garner (2b)
- 1977** Vida Blue (p), Wayne Gross (3b)
- 1978** Matt Keough (p)
- 1979** Jeff Newman (c)
- 1980** Rickey Henderson (of)
- 1981** Tony Armas (of), Mike Norris (p)
- 1982** Billy Martin (manager), Art Fowler (coach), Jackie Moore (coach), Rickey Henderson (of)*
- 1983** Rickey Henderson (of)
- 1984** Bill Caudill (p), Rickey Henderson (of), Jackie Moore (coach)
- 1985** Jay Howell (p)
- 1986** Jose Canseco (of)
- 1987** Tony La Russa (coach), Rene Lachemann (coach), Jay Howell (p), Mark McGwire (1b)
- 1988** Jose Canseco (of)*, Dennis Eckersley (p), Carney Lansford (3b), Mark McGwire (1b)*, Terry Steinbach (c)*
- 1989** Tony La Russa (manager), Dave Duncan (coach), Art Kuszner (coach), Jose Canseco (of)*, Mark McGwire (1b)*, Mike Moore (p), Terry Steinbach (c)*, Dave Stewart (p)*
- 1990** Tony La Russa (manager), Dave Duncan (coach), Dave McKay (coach), Jose Canseco (of)*, Dennis Eckersley (p), Rickey Henderson (of)*, Mark McGwire (1b)*, Bob Welch (p)*
- 1991** Tony La Russa (manager), Dave Duncan (coach), Rene Lachemann (coach), Tommie Reynolds (coach), Harold Baines (of), Dennis Eckersley (p), Dave Henderson (of)*, Rickey Henderson (of)*, Mark McGwire (1b)**
- 1992** Jose Canseco (of)***, Dennis Eckersley (p), Mark McGwire (1b)*
- 1993** Terry Steinbach (c)
- 1994** Ruben Sierra (of)
- 1995** Mark McGwire (1b)***, Steve Ontiveros (rhp)
- 1996** Mark McGwire (1b)
- 1997** Mark McGwire (1b)
- 1998** Art Howe (coach), Ben Grieve (of)
- 1999** John Jaha (1b)
- 2000** Jason Giambi (1b)*, Tim Hudson (rhp), Jason Isringhausen (rhp)
- 2001** Jason Giambi (1b)
- 2002** Miguel Tejada (ss), Barry Zito (lhp)
- 2003** Ramon Hernandez (c), Keith Foulke (rhp), Mark Mulder (lhp), Barry Zito (lhp)*****
- 2004** Mark Mulder (lhp)*, Tim Hudson (rhp)***
- 2005** Justin Duchscherrer (rhp), Ken Macha (coach)
- 2006** Barry Zito (lhp)
- 2007** Dan Haren (rhp)*
- 2008** Justin Duchscherrer (rhp)
- 2009** Andrew Bailey (rhp)
- 2010** Andrew Bailey (rhp), Trevor Cahill (rhp)****, Bob Geren (coach)
- 2011** Gio Gonzalez (lhp)
- 2012** Ryan Cook (rhp), Bob Melvin (coach)
- 2013** Grant Balfour (rhp), Bartolo Colon***** (rhp)
- 2014** Yoenis Cespedes (of), Josh Donaldson (3b)*, Sean Doolittle (lhp), Scott Kazmir (lhp), Brandon Moss (1b/of), Derek Norris (c), Jeff Samardzija (rp)*****
- 2015** Sonny Gray (rhp)****, Stephen Vogt (c)
- 2016** Stephen Vogt (c)
- 2017** Yonder Alonso (1b)
- 2018** Jed Lowrie (2b), Blake Treinen (p)
- 2019** Matt Chapman (3b), Liam Hendriks (p)
- 2020** NO GAME
- 2021** Chris Bassitt (rhp), Matt Olson (1b)
- 2022** Paul Blackburn (rhp)
- 2023** Brent Rooker (of)
- 2024** Mason Miller (rhp), Mark Kotsay (coach)

* All-Star Game Starters
 ** Elected Starter, Injured
 *** Injured, did not play
 **** Second game addition
 ***** Ineligible List, did not play
 ***** Named to NL All-Star Team, ineligible list

ATHLETICS IN SEASON OPENERS

Year	Date	Opponent	W-L	Score	WP	LP	Attendance
1901	April 26	Washington	L	1-5	Carrick	Fraser	10,547
1902	April 23	at Baltimore	W	8-1	Bernhard	McGinnity	12,726
1903	April 20*	at Boston	L	4-9	Winter	Waddell	8,376
1904	April 14	at Washington	W	8-3 (8)	Plank	Wilson	6,000
1905	April 14	Boston	W	3-2	Bender	Young	15,211
1906	April 14	at Washington	W	4-3	Bender	Hughes	12,962
1907	April 11	Boston	L	4-8 (14)	Young	Coombs	10,020
1908	April 14	at New York	L	0-1 (12)	Doyle	Carter	20,000
1909	April 12	Boston	W	8-1	Plank	Arellanes	30,162
1910	April 14	at Washington	L	0-3	Johnson	Plank	14,000
1911	April 12	New York	L	1-2	Vaughn	Bender	15,000
1912	April 11	Washington	W	4-2	Coombs	Johnson	18,000
1913	April 10	at Boston	W	10-9	Plank	Wood	20,000
1914	April 14	at New York	L	2-8	McHale	Bush	15,000
1915	April 14	Boston	W	2-0	Pennock	Shore	8,000
1916	April 12	at Boston	L	1-2	Ruth	Bush	6,000
1917	April 11	Washington	L	0-3	Johnson	Bush	12,000
1918	April 15	at Boston	L	1-7	Ruth	Myers	7,180
1919	April 23	at Washington	L	0-1 (13)	Johnson	Perry	14,000
1920	April 14	New York	W	3-1	Perry	Shawkey	15,000
1921	April 13	at New York	L	1-11	Mays	Perry	37,000
1922	April 12	at Boston	W	3-2	Heimach	Quinn	10,000
1923	April 18	Washington	W	3-1	Harriss	Johnson	20,000
1924	April 15	at Washington	L	0-4	Johnson	Harriss	25,581
1925	April 14	Boston	W	9-8 (10)	Rommel	Kallio	22,000
1926	April 13	at Washington	L	0-1 (15)	Johnson	Rommel	25,000
1927	April 12	at New York	L	3-8	Hoyt	Grove	72,000
1928	April 11	New York	L	3-8	Pennock	Grove	25,000
1929	April 17	at Washington	W	13-4	Rommel	Jones	25,000
1930	April 15	New York	W	6-2	Grove	Pipgras	33,000
1931	April 14	at Washington	W	5-3 (11)	Grove	Crowder	32,000
1932	April 12	New York	L	6-12	Gomez	Earnshaw	16,000
1933	April 12	at Washington	L	1-4	Crowder	Freitas	24,000
1934	April 17	New York	W	6-5	Cascarella	Smythe	10,000
1935	April 17	at Washington	L	2-4	Whitehill	Cain	20,000
1936	April 14	at Boston	L	4-9	Ferrell	Dietrich	29,100
1937	April 19	at Washington	W	4-3 (10)	Williams	Cascarella	33,000
1938	April 18	at Washington	L	8-12	Ferrell	Williams	29,000
1939	April 20	Washington	W	2-0	Caster	DeShong	7,100
1940	April 16	New York	W	2-1 (10)	Dean	Ruffing	20,187
1941	April 15	at New York	W	3-1	Dean	Ruffing	40,128
1942	April 14	at Boston	L	3-8	Newsome	Marchildon	9,901
1943	April 20	at Washington	L	5-7	Carrasquel	Christopher	25,093
1944	April 18	at Washington	W	3-2 (12)	Berry	Candini	27,000
1945	April 17	Washington	L	8-14	Leonard	Newsom	7,846
1946	April 16	New York	L	0-5	Chandler	Christopher	37,472
1947	April 16	at New York	W	6-1	Marchildon	Chandler	39,344
1948	April 19*	at Boston	W	5-4 (11)	Marchildon	Dobson	22,409
1949	April 18	at Washington	L	2-3	Scarborough	Fowler	26,000
1950	April 18	at Washington	L	7-8	Scarborough	Scheib	29,320
1951	April 17	Washington	L	1-6	Marrero	Shantz	8,285
1952	April 16	New York	L	1-8	Raschi	Kellner	11,771
1953	April 14	at New York	W	5-0	Kellner	Raschi	23,534
1954	April 13	Boston	W	a6-4	Shantz	Parnell	16,331
1955	April 12	Detroit	W	6-2	Kellner	Garver	32,147
1956	April 17	at Detroit	W	2-1	Kellner	Lary	40,506
1957	April 16	Detroit	W	2-1	Morgan	Lary	24,457
1958	April 15	at Cleveland	W	5-0	Garver	Score	35,307
1959	April 10	Cleveland	L	4-6	Bell	Grim	22,630
1960	April 19	at Chicago	L	9-10	Moore	Tsitouris	41,660
1961	April 11	at Boston	W	5-2	Herbert	Monbouquette	10,277
1962	April 10	Minnesota	W	4-2	Rakow	Kralick	21,012

Year	Date	Opponent	W-L	Score	WP	LP	Attendance
1963	April 9	New York	L	2-8	Terry	Segui	20,976
1964	April 14	at Detroit	L	3-7	Regan	Pena	35,733
1965	April 12	Detroit	L	2-6	Loich	Drabowsky	18,109
1966	April 12	at Minnesota	L	1-2	Grant	Hunter	21,658
1967	April 11	Cleveland	W	4-3	Nash	Hargan	20,590
1968	April 10	at Baltimore	L	1-3	Phoebus	Hunter	22,050
1969	April 8	Chicago	W	5-2	Odom	Peters	23,610
1970	April 7	at Kansas City	W	6-4	Odom	Bunker	18,127
1971	April 5	at Washington	L	0-8	Bosman	Blue	45,061
1972	April 15	Minnesota	W	4-3 (11)	Locker	LaRoche	9,912
1973	April 6	Minnesota	L	3-8	Blyleven	Hunter	37,972
1974	April 4	at Texas	W	7-2	Hunter	Bibby	21,907
1975	April 8	Chicago	W	3-2	Blue	Wood	17,474
1976	April 9	at California	W	5-2	Torrez	Tanana	30,094
1977	April 9	Minnesota	W	7-4	Torrez	Schuler	12,562
1978	April 7	at California	L	0-1	Tanana	Langford	29,194
1979	April 6	Minnesota	L	3-5	Goltz	Langford	10,387
1980	April 10	Minnesota	L	7-9 (12)	Corbett	McCatty	24,415
1981	April 9	at Minnesota	W	5-1	Norris	Koosman	42,658
1982	April 6	California	W	3-2 (11)	Jones	Aase	48,348
1983	April 4	Cleveland	L	5-8	Sutcliffe	Langford	34,831
1984	April 3	Milwaukee	W	6-5	Burgmeier	Fingers	45,398
1985	April 9	at Seattle	L	3-6	Moore	Codioli	37,161
1986	April 8	Minnesota	L	2-3	Viola	Codioli	44,726
1987	April 7	at Minnesota	L	4-5 (10)	Frazier	Krueger	43,548
1988	April 4	Seattle	W	4-1	Stewart	Langston	45,333
1989	April 3	Seattle	W	3-2	Stewart	Langston	46,163
1990	April 9	Minnesota	W	8-3	Stewart	Anderson	45,207
1991	April 9	Minnesota	W	7-2	Stewart	Morris	44,373
1992	April 6	Kansas City	W	5-3	Honeycutt	Aquino	44,078
1993	April 5	Detroit	W	9-4	Welch	Moore	43,370
1994	April 5	at Milwaukee	L	7-11	Kiefer	Ontiveros	52,012
1995	April 26	at Toronto	L	1-13	Cone	Stewart	50,426
1996	April 1	vs. Toronto**	L	6-9	Hanson	Reyes	7,292
1997	April 2	Cleveland	L	7-9	Kline	Wengert	41,332
1998	April 1	Boston	L	0-2	Martinez	Candiotti	36,915
1999	April 4	New York	W	5-3 (8)	Mathews	Stanton	46,380
2000	April 3	Detroit	L	4-7	Nomo	Appier	53,498
2001	April 2	at Seattle	L	4-5	Rhodes	Mecir	45,911
2002	April 1	Texas	W	8-3	Mulder	Park	43,908
2003	April 1	Seattle	W	5-0	Hudson	Garcia	41,723
2004	April 5	Texas	W	5-4	Bradford	Nelson	45,122
2005	April 4	at Baltimore	L	0-4	Lopez	Zito	48,271
2006	April 3	New York	L	2-15	Johnson	Zito	35,077
2007	April 2	at Seattle	L	0-4	Hernandez	Haren	46,002
2008	March 25	vs. Boston***	L	5-6 (10)	Okajima	Street	44,628
2009	April 6	at Los Angeles	L	0-3	Saunders	Braden	43,220
2010	April 5	Seattle	L	3-5	League	Ziegler	30,686
2011	April 1	Seattle	L	2-6	Hernandez	Breslow	36,067
2012	March 28	vs. Seattle***	L	1-3	Wilhelmsen	Carignan	44,227
2013	April 1	Seattle	L	0-2	Hernandez	Anderson	36,067
2014	March 31	Cleveland	L	0-2	Allen	Johnson	36,067
2015	April 6	Texas	W	8-0	Gray	Gallardo	36,067
2016	April 4	Chicago (AL)	L	3-4	Sale	Hill	35,067
2017	April 3	Los Angeles (AL)	W	4-2	Graveman	Nolasco	36,067
2018	March 29	Los Angeles (AL)	W	6-5 (11)	Hatcher	Ramirez	27,764
2019	March 20	vs. Seattle***	L	7-9	Gonzales	Fiers	45,787
2020	July 24	Los Angeles (AL)	W	7-3 (10)	Smith	Robles	—
2021	April 1	Houston	L	1-8	Greinke	Bassitt	10,436
2022	April 8	at Philadelphia	L	5-9	Nola	Montas	44,232
2023	March 30	Los Angeles (AL)	W	2-1	May	Loup	26,805
2024	March 28	Cleveland	L	0-8	Bieber	Wood	13,522

* First game of doubleheader **Las Vegas, Nev. ***Tokyo, Japan

Overall Record: 57-67 (Philadelphia 12-10, Kansas City 4-3, Oakland 21-16, Tokyo 0-3, Las Vegas 0-1, Road 20-34)

ATHLETICS OPENING DAY LINEUPS

1901

Hayden RF
Geier CF
Fultz SS
Lajoie 2B
Seybold LF
Cross 3B
Carr 1B
Powers C
Fraser P

1902

Hartsel LF
Fultz CF
Davis 1B
L. Cross 3B
Lajoie 2B
Flick RF
M. Cross SS
Powers C
Bernhard P

1903

Hartsel LF
Davis 1B
L. Cross 3B
Seybold RF
Murphy 2B
Pickering CF
M. Cross SS
Schrecongost C
Waddell P

1904

Hartsel LF
Pickering CF
Davis 1B
L. Cross 3B
Seybold RF
Murphy 2B
M. Cross SS
Powers C
Plank P

1905

Hartsel CF
Hoffman LF
Davis 1B
L. Cross 3B
Seybold RF
Murphy 2B
M. Cross SS
Powers C
Bender P

1906

Hartsel LF
Hoffman CF
Brouthers 3B
Davis 1B
Seybold RF
Murphy 2B
Cross SS
Schrecongost C
Bender P

1907

Hartsel LF
Cross SS
Seybold RF
Davis 1B
Murphy 2B
Schrecongost C
Lord CF
Knight 3B
Coombs P

1908

Hartsel LF
Nicholls SS
Collins 3B
Davis 1B
Murphy 2B
Coombs RF
Oldring CF
Smith C
Carter P

1909

Hartsel LF
Nicholls 3B
Collins 2B
Murphy RF
Davis 1B
Strunk CF
McInnis SS
Powers C
Plank P

1910

Hartsel LF
Oldring CF
Collins 2B
Baker 3B
Davis 1B
Murphy RF
Murphy SS
Thomas C
Plank P

1911

Hogan LF
Oldring CF
Collins 2B
Baker 3B
Davis 1B
Murphy RF
Barry SS
Thomas C
Bender P

1912

Strunk LF
Oldring CF
Collins 2B
Baker 3B
Murphy RF
McInnis 1B
Barry SS
Lapp C
Coombs P

1913

Murphy RF
Oldring LF
Collins 2B
Baker 3B
McInnis 1B
Strunk CF
Barry SS
Lapp C
Coombs P

1914

Murphy RF
Oldring LF
Collins 2B
Baker 3B
McInnis 1B
Strunk CF
Barry SS
Schang C
Bush P

1915

Murphy 3B
Walsh RF
Oldring LF
Lajoie 2B
McInnis 1B
Schang C
Strunk CF
Barry SS
Pennock P

1916

Walsh RF
Strunk CF
Oldring LF
Lajoie 2B
McInnis 1B
Schang C
Pick 3B
Crane SS
Nabors P

1917

Witt SS
Lawry 2B
Strunk CF
Thrasher RF
Bodie LF
McInnis 1B
Bates 3B
Meyer C
Bush P

1918

Oldring LF
Jamieson RF
Gardner 3B
Burns 1B
Walker CF
McAvoy C
Shannon 2B
Dugan SS
Myers P

1919

Shannon 2B
Kopp LF
Roth RF
Burns 1B
Witt CF
Thomas 3B
Dugan SS
Perkins C
Perry P

1920

Witt CF
Strunk RF
Walker LF
Griffin 1B
Dugan 2B
Galloway SS
Dykes 3B
Perkins C
Perry P

ATHLETICS OPENING DAY TRIVIA

Most Starts

12 Rickey Henderson
11 Eric Chavez
11 Jimmy Dykes
11 Pete Suder
10 Bert Campaneris
10 Dick Green
10 Bob Johnson
10 Danny Murphy
10 Harry Davis
9 nine players tied

Most Starts by Position

P: Stewart 6, Langford 5, three with 4
C: Steinbach 9, Cochrane 8, Hayes 7, Perkins 7
1B: Davis 10, McGwire 9, three with 6
2B: Green 10, Bishop 9, Ellis 8, two with 7
3B: Chavez 10, Bando 9, Lansford 9, Dykes 7
SS: Campaneris 10, Joost 7, Galloway 7
LF: Henderson 12, Johnson 8, Hartsel 8
CF: Murphy 8, Chapman 6, Strunk 6
RF: Jackson 8, five players tied 5
DH: Berroa 3, Durazo 3, Davis 3

Most Consecutive Starts

P: 5 Stewart (1988-92)
C: 9 Steinbach (1988-96)
1B: 10 Harry Davis (1902-11)
2B: 7 Ellis (2005-11)
3B: 9 Bando (1968-76), Chavez (1999-2007)
SS: 7 Joost (1947-53), Galloway (1920-26)
LF: 6 Henderson (1990-95), Johnson (1934-39)
CF: 8 Murphy (1980-87)
RF: 8 Jackson (1968-75)
DH: 3 Berroa (1995-97), Durazo (2003-05), Davis (2018-20)

1921

Dykes.....2B
 Witt.....RF
 Walker.....LF
 Brazill.....1B
 Dugan.....3B
 Perkins.....C
 Welch.....CF
 Galloway.....SS
 Perry.....P

1922

Brazill.....3B
 Johnston.....1B
 McGowan.....CF
 Welch.....RF
 Miller.....LF
 Perkins.....C
 Dykes.....2B
 Galloway.....SS
 Naylor.....P

1923

Matthews.....CF
 Perkins.....C
 Hale.....3B
 Hauser.....1B
 Miller.....LF
 Galloway.....SS
 Welch.....RF
 Dykes.....2B
 Harriss.....P

1924

Bishop.....2B
 Hale.....3B
 Strand.....CF
 Hauser.....1B
 Simmons.....LF
 Miller.....RF
 Galloway.....SS
 Perkins.....C
 Harriss.....P

1925

Bishop.....2B
 Dykes.....3B
 Lamar.....LF
 Simmons.....CF
 Miller.....RF
 Poole.....1B
 Galloway.....SS
 Perkins.....C
 Grove.....P

1926

Bishop.....2B
 Lamar.....LF
 French.....RF
 Simmons.....CF
 Hauser.....1B
 Cochrane.....C
 Dykes.....3B
 Galloway.....SS
 Rommel.....P

1927

Collins.....2B
 Lamar.....LF
 Cobb.....RF
 Simmons.....CF
 Hale.....3B
 Branom.....1B
 Cochrane.....C
 Boley.....SS
 Grove.....P

1928

Bishop.....2B
 Cobb.....RF
 Speaker.....CF
 Miller.....LF
 Cochrane.....C
 Hauser.....1B
 Dykes.....3B
 Boley.....SS
 Grove.....P

1929

Bishop.....2B
 Summa.....RF
 Cochrane.....C
 Haas.....CF
 Hale.....3B
 Foss.....1B
 Miller.....LF
 Dykes.....SS
 Yerkes.....P

1930

Bishop.....2B
 Haas.....CF
 Cochrane.....C
 Simmons.....LF
 Foss.....1B
 Miller.....RF
 Dykes.....3B
 Boley.....SS
 Grove.....P

1931

Bishop.....2B
 Haas.....CF
 Cochrane.....C
 Simmons.....LF
 Foss.....1B
 Miller.....RF
 Dykes.....3B
 Boley.....SS
 Walberg.....P

1932

Bishop.....2B
 Haas.....CF
 Cochrane.....C
 Simmons.....LF
 Foss.....1B
 Miller.....RF
 Dykes.....3B
 Williams.....SS
 Earnshaw.....P

1933

Bishop.....2B
 Finney.....LF
 Cochrane.....C
 Cramer.....CF
 Johnson.....RF
 Higgins.....3B
 Williams.....1B
 Cihocki.....SS
 Freitas.....P

1934

Warstler.....2B
 Cramer.....CF
 Coleman.....RF
 Foss.....1B
 McNair.....SS
 Johnson.....LF
 Higgins.....3B
 Berry.....C
 Cain.....P

1935

Hooks.....1B
 Cramer.....CF
 Moses.....RF
 Foss.....C
 Johnson.....LF
 McNair.....SS
 Williams.....2B
 Warstler.....3B
 Cain.....P

1936

Moses.....CF
 Warstler.....2B
 Johnson.....LF
 Puccinelli.....RF
 Higgins.....3B
 Oglesby.....1B
 Newsome.....SS
 Hayes.....C
 Dietrich.....P

1937

Finney.....CF
 Werber.....3B
 Moses.....RF
 Johnson.....LF
 Dean.....1B
 Brucker.....C
 Newsome.....SS
 Cissell.....2B
 Smith.....P

1938

Finney.....CF
 Werber.....3B
 Barna.....RF
 Johnson.....LF
 Lodigiani.....2B
 Hasson.....1B
 Peters.....SS
 Hayes.....C
 Kelley.....P

1939

Gantenbein.....2B
 Moses.....RF
 Miles.....CF
 Brucker.....C
 Johnson.....LF
 Nagel.....3B
 Etten.....1B
 Newsome.....SS
 Caster.....P

1940

McCoy.....2B
 Moses.....RF
 Simmons.....LF
 Johnson.....CF
 Siebert.....1B
 Hayes.....C
 Rubeling.....3B
 Lillard.....SS
 Dean.....P

1941

Collins.....RF
 Davis.....2B
 Johnson.....LF
 Hayes.....C
 Siebert.....1B
 Chapman.....CF
 Suder.....3B
 Brancato.....SS
 Dean.....P

1942

Kreevich.....CF
 Knickerbocker.....2B
 Blair.....3B
 Johnson.....LF
 Siebert.....1B
 Hayes.....C
 Richardson.....RF
 Suder.....SS
 Marchildon.....P

1943

Valo.....RF
 White.....CF
 Mayo.....3B
 Tyack.....LF
 Siebert.....1B
 Suder.....2B
 Hall.....SS
 Swift.....C
 Harris.....P

1944

White.....RF
 Wheaton.....CF
 Burgo.....LF
 Hayes.....C
 Siebert.....1B
 Kell.....3B
 Busch.....SS
 Hall.....2B
 Harris.....P

1945

Metro.....LF
 Peck.....RF
 Estalella.....CF
 Hayes.....C
 Siebert.....1B
 Hall.....2B
 Busch.....SS
 Kell.....3B
 Newsom.....P

1946

Garrison.....LF
 Peck.....RF
 Wallaesa.....SS
 Chapman.....CF
 McQuinn.....1B
 Rosar.....C
 Kell.....3B
 Handley.....2B
 Christopher.....P

1947

Joost.....SS
 Valo.....RF
 Fain.....1B
 Chapman.....LF
 McCosky.....CF
 Rosar.....C
 Majeski.....3B
 Suder.....2B
 Marchildon.....P

1948

Joost.....SS
 McCosky.....LF
 White.....RF
 Fain.....1B
 Majeski.....3B
 Chapman.....CF
 Rosar.....C
 Suder.....2B
 Marchildon.....P

1949

Joost.....SS
 Valo.....LF
 Fain.....1B
 Wright.....RF
 Majeski.....3B
 Chapman.....CF
 Rosar.....C
 Suder.....2B
 Fowler.....P

1950

Joost.....SS
 McCosky.....LF
 Valo.....RF
 Fain.....1B
 Dillinger.....3B
 Chapman.....CF
 Suder.....2B
 Guerra.....C
 Scheib.....P

1951

Joost SS
 Valo RF
 Lehner LF
 Chapman CF
 Fain 1B
 Hitchcock 2B
 Wahl 3B
 Tipton C
 Shantz P

1952

Joost SS
 Fain 1B
 Valo CF
 Zernial LF
 Clark RF
 Hitchcock 3B
 Suder 2B
 Tipton C
 Kellner P

1953

Joost SS
 Philley CF
 Clark RF
 Robinson 1B
 Zernial LF
 Michaels 2B
 Suder 3B
 Murray C
 Kellner P

1954

DeMaestri SS
 Jacobs 2B
 Power CF
 Zernial LF
 Bollweg 1B
 Renna RF
 Suder 3B
 Astroth C
 Shantz P

1955

Power 1B
 Suder 2B
 Finigan 3B
 Zernial LF
 Renna RF
 Wilson CF
 DeMaestri SS
 Astroth C
 Kellner P

1956

Power 1B
 Jacobs 2B
 Slaughter RF
 Simpson CF
 Valo LF
 Ginsberg C
 Finigan 3B
 DeMaestri SS
 Kellner P

1957

Graff 2B
 Lopez 3B
 Zernial LF
 Simpson 1B
 Skizas RF
 Smith C
 Cerv CF
 Morgan P
 DeMaestri SS

1958

Baxes 2B
 Tuttle RF
 Lopez 3B
 Power 1B
 Cerv LF
 Held CF
 Chiti C
 DeMaestri SS
 Garver P

1959

Tuttle CF
 Maris RF
 Lopez 2B
 Cerv LF
 Smith 3B
 Hadley 1B
 House C
 DeMaestri SS
 Grim P

1960

Tuttle CF
 Lumpe 2B
 Bauer RF
 Siebern 1B
 Cerv LF
 Williams 3B
 Chiti C
 Hamlin SS
 Daley P

1961

Lumpe 2B
 Howser SS
 Siebern LF
 Throneberry 1B
 Posada RF
 Tuttle CF
 Carey 3B
 Sullivan C
 Herbert P

1962

Howser SS
 Del Greco CF
 Lumpe 2B
 Siebern 1B
 Posada LF
 Cimoli RF
 Causey 3B
 Sullivan C
 Rakow P

1963

Howser SS
 Tartabull CF
 Lumpe 2B
 Siebern 1B
 Essegian LF
 Cimoli RF
 Causey 3B
 Bryan C
 Segui P

1964

Mathews CF
 Causey SS
 Charles 3B
 Gentile 1B
 Colavito LF
 Edwards C
 Cimoli RF
 Green 2B
 Pena P

1965

Campaneris SS
 Hershberger RF
 Charles 3B
 Harrelson 1B
 Reynolds LF
 Bryan C
 Landis CF
 Green 2B
 Drabowsky P

1966

Tartabull CF
 Hershberger RF
 Causey SS
 Bryan C
 Harrelson 1B
 Stahl LF
 Green 2B
 Charles 3B
 Hunter P

1967

Campaneris SS
 Hershberger RF
 Cater 1B
 Charles 3B
 Rudi LF
 Green 2B
 Nossek CF
 Roof C
 Nash P

1968

Campaneris SS
 R. Jackson RF
 Bando 2B
 Webster 1B
 Donaldson 2B
 Pagliaroni C
 Gosger LF
 Monday CF
 Hunter P

1969

Campaneris SS
 R. Jackson RF
 Hershberger LF
 Bando 3B
 Cater 1B
 Green 2B
 Monday CF
 Duncan C
 Odom P

1970

Campaneris SS
 Monday CF
 F. Alou LF
 R. Jackson RF
 Bando 3B
 Mincher 1B
 Green 2B
 Fernandez C
 Odom P

1971

Campaneris SS
 F. Alou LF
 R. Jackson RF
 Mincher 1B
 Bando 3B
 Monday CF
 Duncan C
 Green 2B
 Blue P

1972

Campaneris SS
 Rudi LF
 R. Jackson RF
 Bando 3B
 Epstein 1B
 B. Brooks CF
 Duncan C
 Green 2B
 Holtzman P

1973

North DH
 Maxvill SS
 Rudi LF
 R. Jackson RF
 Bando 3B
 Tenace 1B
 Conigliaro CF
 Fosse C
 Green 2B
 Hunter P

1974

North CF
 Campaneris SS
 Bando 3B
 R. Jackson RF
 Tenace 1B
 Rudi LF
 D. Johnson DH
 Fosse C
 Green 2B
 Hunter P

YOUNGEST AND OLDEST OPENING DAY STARTERS**Youngest Opening Day Starters**

Stuffy McInnis, SS (1909)	18 years, 205 days
Catfish Hunter, P (1966)	20 years, 4 days
Amos Strunk, CF (1909)	20 years, 80 days
Frank McGowan, CF (1922)	20 years, 155 days
Jack Hayden, RF (1901)	20 years, 187 days
Joe Rudi, LF (1967)	20 years, 216 days
Claudell Washington, LF (1975)	20 years, 220 days
Joe Dugan, SS (1918)	20 years, 338 days
Charles Bender, P (1905)	20 years, 344 days
Herb Pennock, P (1915)	21 years, 63 days

Oldest Opening Day Starters

Nap Lajoie, 2B (1916)	41 years, 220 days
Ty Cobb, RF (1928)	41 years, 115 days
Reggie Jackson, DH (1987)	40 years, 324 days
Nap Lajoie, 2B (1915)	40 years, 221 days
Tom Candiotti, P (1998)	40 years, 213 days
Joe Morgan, 2B (1984)	40 years, 197 days
Ty Cobb, RF (1927)	40 years, 115 days
Tris Speaker, CF (1928)	40 years, 7 days
Enos Slaughter, RF (1956)	39 years, 356 days
Eddie Collins, 2B (1927)	39 years, 345 days

1975

North CF
 Campaneris SS
 Bando 3B
 R. Jackson RF
 Rudi 1B
 B. Williams DH
 Tenace C
 C. Washington LF
 Garner 2B
 Blue P

1976

North CF
 Campaneris SS
 C. Washington RF
 Baylor 1B
 Rudi LF
 Bando 3B
 Tenace C
 B. Williams DH
 Garner 2B
 M. Torrez P

1977

North CF
 Scott 2B
 Page LF
 Allen 1B
 Sanguillen C
 Gross 3B
 E. Williams DH
 Armas RF
 Picciolo SS
 M. Torrez P

1978

Dilone LF
 North CF
 Thomasson 1B
 Armas RF
 G. Alexander DH
 Essian C
 Gross 3B
 Guerrero SS
 Staggs 2B
 Langford P

1979

Burke LF
 Dilone RF
 Page DH
 Newman C
 Revering 1B
 Edwards 2B
 Armas CF
 Klutts 3B
 Picciolo SS
 Langford P

1980

Henderson LF
 Murphy CF
 Heath C
 Newman 1B
 Essian DH
 Armas RF
 Guerrero SS
 Klutts 3B
 Picciolo 2B
 Langford P

1981

Henderson LF
 Murphy CF
 C. Johnson DH
 Armas RF
 Heath C
 Newman 1B
 Babbitt 2B
 McKay 3B
 Picciolo SS
 Norris P

1982

Henderson LF
 Murphy CF
 Meyer DH
 Armas RF
 Gross 3B
 Spencer 1B
 Lopes 2B
 Kearney C
 Picciolo SS
 Langford P

1983

Henderson LF
 Davis RF
 Lansford 3B
 Murphy CF
 Burroughs DH
 Moore 1B
 Lopes 2B
 Kearney C
 Phillips SS
 Langford P

1984

Henderson LF
 Murphy CF
 Morgan 2B
 Lansford 3B
 Bochte 1B
 Kingman DH
 Davis RF
 Heath C
 Hill SS
 McCatty P

1985

Collins LF
 Lansford 3B
 Murphy CF
 Kingman DH
 Bochte 1B
 Heath C
 Davis RF
 Hill 2B
 Griffin SS
 Codiroli P

1986

Phillips 2B
 Murphy CF
 Baker DH
 Kingman 1B
 Canseco LF
 Lansford 3B
 Davis RF
 Griffin SS
 Tettleton C
 Codiroli P

1987

Davis RF
 Phillips 2B
 Lansford 3B
 Canseco LF
 Jackson DH
 Murphy CF
 R. Nelson 1B
 Tettleton C
 Griffin SS
 Young P

1988

Phillips 2B
 Lansford 3B
 Canseco RF
 McGwire 1B
 Parker LF
 Henderson CF
 Baylor DH
 Steinbach C
 Weiss SS
 Stewart P

1989

Phillips LF
 D. Henderson CF
 Lansford 3B
 McGwire 1B
 Steinbach C
 Parker DH
 Hubbard 2B
 Javier RF
 Weiss SS
 Stewart P

1990

R. Henderson LF
 Lansford 3B
 Canseco RF
 McGwire 1B
 D. Henderson CF
 Steinbach C
 Javier DH
 Gallego 2B
 Weiss SS
 Stewart P

1991

R. Henderson LF
 D. Henderson CF
 Canseco RF
 Baines DH
 Steinbach C
 McGwire 1B
 Riles 3B
 Weiss SS
 Gallego 2B
 Stewart P

1992

R. Henderson LF
 Wilson CF
 Canseco RF
 Baines DH
 McGwire 1B
 Steinbach C
 Lansford 3B
 Bordick SS
 Blankenship 2B
 Stewart P

1993

R. Henderson LF
 D. Henderson CF
 Sierra RF
 McGwire 1B
 Neel DH
 Steinbach C
 Browne 3B
 Bordick SS
 Blankenship 2B
 Welch P

1994

Henderson LF
 Javier CF
 Sierra RF
 McGwire 1B
 Gates 2B
 Neel DH
 Steinbach C
 Brosius 3B
 Bordick SS
 Witt P

1995

Henderson LF
 Javier CF
 Berroa DH
 Sierra RF
 McGwire 1B
 Steinbach C
 Brosius 3B
 Gallego 2B
 Bordick SS
 Stewart P

1996

Young CF
 Gates 2B
 Giambi 1B
 Berroa DH
 Plantier LF
 Muñoz RF
 Steinbach C
 Lovullo 3B
 Bordick SS
 Reyes P

1997

Batista SS
 Brosius 3B
 Canseco RF
 McGwire 1B
 Berroa DH
 Giambi LF
 Young CF
 Spiezio 2B
 Williams C
 Prieto P

1998

Henderson LF
 Magadan 3B
 Grieve RF
 Stairs DH
 Giambi 1B
 Spiezio 2B
 Hinch C
 McDonald CF
 Bournigal SS
 Candiotti P

1999

Phillips 2B
 McDonald CF
 Giambi DH
 Stairs RF
 Jaha 1B
 Grieve LF
 Chavez 3B
 Hinch C
 Tejada SS
 Heredia P

2000

Becker CF
 Tejada SS
 Giambi, Ja. 1B
 Jaha DH
 Stairs RF
 Grieve LF
 Hernandez C
 Chavez 3B
 Menechino 2B
 Appier P

2001

Damon LF
 Ortiz 2B
 Giambi, Ja. 1B
 Saenz DH
 Chavez 3B
 Tejada SS
 Long CF
 Giambi, Je. RF
 Hernandez C
 Hudson P

2002

Giambi, Je. LF
 Velarde 2B
 Hatteberg DH
 Justice RF
 Chavez 3B
 Tejada SS
 Long CF
 Hernandez C
 Pena 1B
 Mulder P

2003

Ellis 2B
 Hatteberg 1B
 Tejada SS
 Chavez 3B
 Dye RF
 Durazo DH
 Long LF
 Hernandez C
 Singleton CF
 Hudson P

2004

Kotsay CF
 Kieley LF
 Chavez 3B
 Dye RF
 Durazo DH
 Karros 1B
 Crosby SS
 Miller C
 Scutaro 2B
 Hudson P

2005

Kotsay CF
 Kendall C
 Chavez 3B
 Durazo DH
 Hatteberg 1B
 Byrnes LF
 Crosby SS
 Swisher RF
 Ellis 2B
 Zito P

2006

Ellis 2B
 Kotsay CF
 Crosby SS
 Chavez 3B
 Thomas DH
 Bradley RF
 Payton LF
 Kendall C
 Swisher 1B
 Zito P

2007

Kendall C
 Stewart LF
 Bradley CF
 Piazza DH
 Chavez 3B
 Swisher 1B
 Crosby SS
 Buck RF
 Ellis 2B
 Haren P

2008

Buck RF
 Ellis 2B
 Barton 1B
 Cust DH
 Brown LF
 Crosby SS
 Hannahan 3B
 Suzuki C
 R. Sweeney CF
 Blanton P

2009

Sweeney CF
 Cabrera SS
 Giambi DH
 Holliday LF
 Garciparra 1B
 Chavez 3B
 Suzuki C
 Cust RF
 Ellis 2B
 Braden P

2010

Davis CF
 Barton 1B
 Sweeney RF
 Kouzmanoff 3B
 Suzuki C
 Chavez DH
 Ellis 2B
 Buck LF
 Pennington SS
 Sheets P

2011

Crisp CF
 Barton 1B
 DeJesus RF
 Willingham LF
 Matsui DH
 Suzuki C
 Ellis 2B
 Kouzmanoff 3B
 Pennington SS
 Cahill P

2012

Weeks 2B
 Pennington SS
 Crisp LF
 Smith DH
 Suzuki C
 Reddick RF
 Céspedes CF
 Allen 1B
 Sogard 3B
 McCarthy P

2013

Crisp CF
 Jaso C
 Reddick RF
 Céspedes LF
 Lowrie SS
 Moss 1B
 Donaldson 3B
 Smith DH
 Sogard 2B
 Anderson P

2014

Crisp CF
 Donaldson 3B
 Lowrie SS
 Moss DH
 Céspedes LF
 Jaso C
 Reddick RF
 Barton 1B
 Sogard 2B
 Gray P

2015

Gentry RF
 Fuld CF
 Zobrist LF
 Butler DH
 Davis 1B
 Lawrie 3B
 Vogt C
 Semien SS
 Sogard 2B
 Gray P

2016

Burns CF
 Lowrie 2B
 Reddick RF
 Valencia 3B
 Davis LF
 Butler DH
 Canha 1B
 Vogt C
 Semien SS
 Hill P

2017

R. Davis CF
 Joyce RF
 Healy DH
 K. Davis LF
 Vogt C
 Lowrie 2B
 Plouffe 3B
 Alonso 1B
 Semien SS
 Graveman P

2018

Joyce LF
 Semien SS
 Lowrie 2B
 Davis DH
 Olson 1B
 Piscotty RF
 Chapman 3B
 Lucroy C
 Powell CF
 Graveman P

2019

Laureano CF
 Chapman 3B
 Piscotty RF
 Davis DH
 Pinder LF
 Olson 1B
 Profar 2B
 Semien SS
 Hundley C
 Fiers P

2020

Semien SS
 Laureano CF
 Chapman 3B
 Davis DH
 Olson 1B
 Pinder 2B
 Canha LF
 Piscotty RF
 Murphy C
 Montas P

2021

Canha LF
 Laureano CF
 Olson 1B
 Chapman 3B
 Moreland DH
 Lowrie 2B
 Murphy C
 Pinder RF
 Andrus SS
 Bassitt P

2022

Kemp 2B
 McKinney DH
 Murphy C
 Pinder LF
 Brown 1B
 Andrus SS
 Smith 3B
 Piscotty RF
 Pache CF
 Montas P

2023

Kemp 2B
 Capel DH
 Díaz, A. SS
 Brown LF
 Aguilar 1B
 Laureano RF
 Peterson 3B
 Langeliers C
 Ruiz CF
 Muller P

2024

Noda 1B
 Gelof 2B
 Bleday CF
 Rooker DH
 Brown LF
 Davis 3B
 Langeliers C
 Butler RF
 Allen SS
 Wood P

THE CHAMPIONSHIP YEARS

1910: Finished with a 102-48 record and outdistanced the New York Highlanders by 14.5 games in the American League standings...defeated the Chicago Cubs in five games to win the first of five World Championships in Philadelphia...102 wins set a new American League record...opened the season in Washington in a game attended by President William Howard Taft, who honored the game by throwing out the first ball, setting a precedent which was followed by each of his successors until the Senators left Washington following the 1971 season...the pitching staff, headlined by Jack Coombs, Chief Bender, Cy Morgan and Eddie Plank, finished with a 1.79 ERA...Coombs emerged as the ace of the pitching staff and finished with a 31-9 record and a 1.30 ERA, including 13 shutouts...compiled a 46-inning scoreless streak during the season...the infield of Stuffy McInnis, Eddie Collins, Jack Barry and Frank Baker would become known as the "\$100,000 Infield"...won the first three games of the World Series before the Cubs took game four, 4-3 in 10 innings...Coombs won his third game of the series in Game 5, out-pitching Mordecai Brown to lift the A's to their first world title.

1910 World Champion Philadelphia Athletics



1910 PHILADELPHIA ATHLETICS – Front row: Topsy Hartsel, Stuffy McInnis, Tom Atkins, Harry Krause, bat boy Louis Van Zelt, Jim Dygert, Eddie Collins, Jack Barry and Pat Livingston; Second row: Rube Oldring, Bris Lord, Danny Murphy, Manager Connie Mack, Eddie Plank, Jack Lapp and Amos Strunk; Top row: Harry Davis, Frank Baker, Jack Coombs, Ira Thomas, Chief Bender, Ben Hauser, Claude Derrick, Cy Morgan and Pat Donohue.

1911 World Champion Philadelphia Athletics



1911 PHILADELPHIA ATHLETICS – Front row: Topsy Hartsel, Doc Martin, Dave Danforth, Louis Van Zeldt (mascot), Stuffy McInnis, Eddie Collins, Jack Barry; Row two: Rube Oldring, Bris Lord, Danny Murphy, Manager Connie Mack, Eddie Plank, Jack Lapp, Amos Strunk; Top row: Harry Davis, Frank Baker, Jack Coombs, Harry Krause, Ira Thomas, Chief Bender, Claude Derrick, Cy Morgan, Padding Livingston

1911: Dominated the American League for the second straight season, finishing with a 101-50 record...defeated the New York Giants in six games to capture a second straight world championship...offense was paced by Eddie Collins, Frank Baker, Stuffy McInnis, Eddie Murphy and Bris Lord... Baker captured the American League home run title with 11 round trippers, earning him the nickname "Home Run" Baker...clinched the pennant on Sept. 26 with an 11-5 win over Detroit at Shibe Park, as Baker hit two doubles and two

home runs...faced the New York Giants in the World Series in a rematch of the 1905 Fall Classic, won by the Giants...Christy Mathewson and Chief Bender squared-off in Game 1, just as they did in the 1905 Series finale...a run-scoring double by New York's Josh Devore in the seventh inning broke a 1-1 tie as the Giants captured the first game...the A's won Game 2, 3-1, behind the pitching of Eddie Plank and a home run by Baker...A's took a 2-1 lead in the series by winning Game 3, 3-2 in 11 innings at the Polo Grounds...after heavy rains forced postponement of the series for a week, the A's captured Game 4 at Shibe Park, 4-2, as Bender outdueled Mathewson...the Giants staved off elimination by winning Game 5 at the Polo Grounds, 4-3 in 10 innings...the A's routed the Giants, 13-2 in Game 6 to capture their second straight World Series title.

1913: The Athletics posted a 96-57 regular season record and outdistanced Washington by six-and-a-half games to reclaim the American League pennant...defeated the New York Giants in five games to capture their third World Series title in four years... moved into first place in April and stayed atop the AL standings the rest of the way...Jack Coombs, three years removed from a 31-win season, missed the entire campaign with typhoid fever...Chief Bender (21-10), Eddie Plank (18-10), Boardwalk Brown (17-11),

Byron "Duke" Houck (14-6) and rookie "Bullet" Joe Bush (14-6) anchored the pitching staff... the "\$100,000 Infield" turned in another solid season...Frank Baker hit .336 to go along with



1913 PHILADELPHIA ATHLETICS – Front row: Byron Houck, Eddie Murphy, Eddie Plank, Amos Strunk, Danny Murphy, Jimmy Walsh, John Taff; Middle row: Tom Daley, Wally Schang, Jack Lapp, Boardwalk Brown, Chief Bender, Weldon Wyckoff, Harry Davis, Billy Orr; Top row: Joe Bush, Stuffy McInnis, Jack Barry, Eddie Collins, Frank Baker, Manager Connie Mack, Rube Oldring, Ira Thomas

an American League-best 12 home runs and 117 RBI...Stuffy McInnis hit .324 with 90 RBI, Collins finished with a .345 average while Barry batted .275...the Athletics and Giants split the first two games of the series before the A's won Games 3, 4 and 5 to capture their third World Series title.

1929 World Champion Philadelphia Athletics



1929 PHILADELPHIA ATHLETICS – Front row: Mule Haas, Joe Boley, Homer Summa, Walter French, Carroll Yerkes, Earl Mack, Eddie Collins, Jim Cronin, Sammy Hale, Max Bishop; Middle row: Charlie Perkins, Eddie Rommel, Jimmy Foxx, Trainer E.E. Ebling, Business Manager R. Von Ohl, Manager Connie Mack, President Thomas Shibe, Kid Gleason, Howard Ehmke, Jimmy Dykes, Mickey Cochrane; Top row: Bill Shores, Bevo Lebourveau, George Burns, Lefty Grove, Rube Walberg, Steve Pflueger, George Earnshaw, Al Simmons, Bing Miller, Bill Breckinridge, Jack Quinn

1929: Behind a high-powered offense that featured six .300 hitters and the league's best pitching staff paced by Lefty Grove and George Earnshaw, the A's finished with a 104-46 record and captured the American League pennant by 18 games over the New York

Yankees...defeated the Chicago Cubs in five games to win their fourth World Series title...the championship was the culmination of a long journey back to the top of the baseball world for Connie Mack's club...after winning the 1914 pennant, the A's spent the next seven seasons in the AL cellar before finishing seventh in 1922... finished sixth in 1923, fifth in '24, second in '25, third in '26 and second in '27 and '28 before winning the pennant in 1929...Al Simmons leads the American League with 157 RBI and finished second with a .365 batting average...Jimmie Foxx hit .354 with 33 home runs while catcher Mickey Cochrane finished with a .331 average...Bing Miller (.335),

1930 World Champion Philadelphia Athletics



1930 PHILADELPHIA ATHLETICS – Front row: Joe Boley, Max Bishop, Jimmy Dykes, Eddie Collins, Manager Connie Mack, Kid Gleason, Eddie Rommel, Al Simmons, Mickey Cochrane; Middle row: Ralph Perkins, Frank Higgins, Homer Summa, Jimmy Foxx, Dibrell Williams, Bing Miller, Lefty Grove, Jimmy Moore, Charlie Perkins; Top row: Trainer Dr. E. E. Ebling, Leroy Mahaffey, George Earnshaw, George Haas, William Shores, Wally Schang, Coach Earl Mack and Jack Quinn

Jimmy Dykes (.327) and Mule Haas (.313) also topped the .300 mark for the season...Earnshaw (24-8, 3.29) and Grove (20-6, 2.81) combined for 44 wins.

1930: After posting a 102-52 regular season record, the Athletics successfully defended their World Championship by defeating a hard-nosed St. Louis Cardinals team in six games...offensively, Al Simmons led the AL with a .381 average to go along with 36 home runs...Jimmie Foxx hit .335 and his 37 home runs ranked tied for third in the league behind Babe Ruth (49) and Lou Gehrig (41)...Mickey Cochrane finished the year with a .357 average...Lefty Grove posted a 28-5 record to go along with a 2.54 ERA while George Earnshaw finished with a 22-13 record and a 4.44 ERA....the 1931 Athletics won a franchise record 107 games, but were denied a third straight championship after losing to the St. Louis Cardinals in a seven-game World Series... after finishing second in 1932 and third in 1933, the A's would average 92 losses a season for the next 21 years before relocating to Kansas City for the 1955 season.

1972: The Swingin' A's finished with a 93-62 regular season record and held off the Chicago White Sox to capture a second straight American League West title... defeated the Detroit Tigers in five games in the American League Championship Series to advance to the World Series, where they defeated the heavily-favored Cincinnati Reds in seven games...the pitching staff, led by Jim "Catfish" Hunter (21-7), Ken Holtzman (19-11), John "Blue Moon" Odom (15-6) and closer Rollie Fingers (11-9, 21 saves), finished second in the American League with a 2.58 ERA...a contract dispute forced Vida Blue, who won both the AL Cy Young Award and league MVP honors a year before, to miss spring training and he did not make his first start until May 28th...led by Mike Epstein (26) and Reggie Jackson (25), the A's led the American League with 134 home runs...



1972 OAKLAND A's – Front row: *Matty Alou, Mike Hegan, bat boy Ron Pieraldi, Tim Cullen, Dick Green*; Second row: *Travelling secretary Tom Corwin, Bert Campaneris, Angel Mangual, Coach Jerry Adair, Coach Bill Posedel, Manager Dick Williams, Coach Vern Hoscheit, Coach Irv Noren, John "Blue Moon" Odom, Ted Kubiak*; Third row: *Trainer Joe Romo, Reggie Jackson, Gonzalo Marquez, Joe Horlen, Darold Knowles, Gene Tenace, Dal Maxvill, Sal Bando, Dave Hamilton, Vida Blue, Frank Ciencszyk*; Fourth row: *Joe Rudi, Don Mincher, Ken Holtzman, Rollie Fingers, George Hendrick, Bob Locker, Mike Epstein, Dave Duncan, Jim "Catfish" Hunter*



1973 OAKLAND A's – Front row: *Reggie Jackson, Jim "Catfish" Hunter, Pat Bourque, batboy Ron Pieraldi, Dick Green, Vic Davalillo, Billy North*; Second row: *Bert Campaneris, Vida Blue, Paul Lindblad, Coach Jerry Adair, Coach Vern Hoscheit, Manager Dick Williams, Coach Irv Noren, Coach Wes Stock, Sal Bando, Gene Tenace*; Third row: *Trainer Joe Romo, traveling secretary Jim Bank, Angel Mangual, Jesus Alou, Joe Rudi, John "Blue Moon" Odom, Mike Andrews, Ted Kubiak, equipment manager Frank Ciencszyk*; Fourth Row: *Horacio Pina, Ken Holtzman, Deron Johnson, Rollie Fingers, Billy Conigliaro, Roy Fosse, Darold Knowles and Allan Lewis*

took a hamstring muscle in the fifth game of the ALCS vs. Detroit and was sidelined for the World Series...Gene Tenace, who hit just .225 with five home runs during the regular season, hits a then-Fall Classic record four home runs to go along with a .348 average to earn World Series MVP honors.

1973: The A's claimed their third straight AL West title with a 94-68 record and dispatched the Baltimore Orioles to win a hard-fought five-game ALCS...defeated the New York Mets in seven games to capture a second straight World Championship...Reggie

Jackson led the American League in home runs (32) and RBI (117) and hit .293 to earn AL MVP honors...after hitting just .143 against Baltimore in the ALCS, Jackson earned World Series MVP honors after hitting .310 with three doubles, a triple and a home run against the Mets...third baseman Sal Bando hit .287 with 29 home runs and 98 RBI while playing all 162 games at third base...All-Star shortstop Campy Campaneris reached the 150-hit plateau for the second consecutive season and for the sixth time in 10 years...hit .333 vs. Baltimore and set then-ALCS records for total bases (14) and stolen bases (3) and tied an ALCS record with two home runs...hit .290 with six runs, three stolen bases, a triple and home run vs. the Mets in the World Series...Dick Green bounced back from an injury-plagued 1972 campaign to set a then-Oakland record for highest fielding percentage by a second baseman (.988)...Bill North, acquired in a trade with the Cubs in the off-season, emerged as the A's everyday center fielder, but a late season ankle injury forced him to miss both the ALCS and World Series...catcher Ray Fosse was acquired from Cleveland during spring training and established career highs in games played (143), at bats (492), doubles (23) and triples (2)...pitching staff was paced by 20-game winners Catfish Hunter (21-5), Ken Holtzman (21-13) and Vida Blue (20-9)...Hunter posted his third straight 21-win season despite missing a month of the season with an injury...strung together 13-straight victories from June 2 to September 5...Hunter posted two wins over Baltimore in the ALCS, including a 3-0 shutout in Game 5...he kept his record perfect in World Series play, winning Game 6 against the Mets...Holtzman won seven games in the month of May and finished with four shutouts among his 16 complete games...after a slow start, Blue won 11 of his last 13 decisions down the stretch to notch his second 20-win season in just his third full Major League season...Blue tossed a team-high four shutouts during the season...Manager Dick Williams resigned shortly after the season after failing to come to terms on a new contract.



1974 World Champion Oakland Athletics

1974 OAKLAND A's - Front row: Jim "Catfish" Hunter, Dal Maxvill, Angel Mangual, Jim Holt; Second row: Bert Campaneris, Paul Lindblad, Vida Blue, Coach Bob Hofman, Coach Bobby Winkles, Manager Alvin Dark, Coach Wes Stock, Coach Jerry Adair, Sal Bando, Ted Kubiak, Billy North; Third row: Trainer Joe Romo, Traveling secretary Jim Bank, Herb Washington, Reggie Jackson, Jesus Alou, Dave Hamilton, Glenn Abbott, Joe Rudi, Ray Fosse, Dick Green, Phil Garner, Equipment manager Frank Ciensczyk; Top row: Claudell Washington, Gene Tenace, Larry Haney, Ken Holtzman, Rollie Fingers, John "Blue Moon" Odom, Darold Knowles

1974: Under new manager Alvin Dark, the A's defeated the Los Angeles Dodgers to claim their third straight World Series...finished the regular season with a 90-72 record and won their fourth straight AL West title by five games over Texas...defeated the Baltimore Orioles in a four-game ALCS to set up the first ever All-California World Series against the Dodgers... Catfish Hunter captured the American League Cy Young Award after winning a career high 25 games to go along with a 2.49 ERA...Rollie Fingers made a career high 76 appearances to set a then-

Oakland record...he was named World Series MVP after chalking up a win, two saves and a 1.93 ERA in four appearances...Fingers earned the win in Game 1 as he worked 4.1 innings in relief of Ken Holtzman...Campy Campaneris hit a career high .290 and stole over 30 bases for the 10th straight season...Campy batted .353 in five World Series games against the Dodgers... Joe Rudi led the AL in doubles (39) and total bases (287) while finishing third in RBI (99), fourth in slugging (.484) and fifth in hits (174)...Sal Bando finished second in the American League with 103 RBI...he hit game-winning home runs in the second and third games of the ALCS vs. Baltimore...Reggie Jackson started the season by batting .399 with 15 home runs and 42 RBI over the first 50 games...he made his fifth All-Star Game appearance in six years and amassed over 3.5 million votes in the fan balloting, nearly 800,000 more than runner-up Hank Aaron... after a blazing start, Jackson hit just .239 with 14 home runs and 51 RBI over the final 104 games of the season...Claudell Washington made the jump from Double-A to appear in 73 games and was named to Topps Rookie All-Star team.

1989: The A's posted a regular season mark of 99-63 and finished seven games ahead of Kansas City in the American League West Division...defeated Toronto in five games to win a second straight American League pennant...swept the San Francisco Giants in the "Battle of the Bay" World Series, which will always be remembered for the devastating earthquake that struck on Oct. 17 at 5:04 p.m., just minutes before the first pitch of Game 3 at Candlestick Park...for the second straight season, won more regular season games than any team in the Majors...never led the AL West by more than 4.5 games until the final week and never were



1989 OAKLAND A's – In front: Bat Boy *Tori Lewis*, Bat Boy *Evan Mattrai*, Bat Boy *Brian Caskey*; Front row: *Mike Gallego*, *Jim Corsi*, *Felix Jose*, Hitting Coach *Merv Rettenmund*, First Base Coach *Dave McKay*, Third Base Coach *Rene Lachemann*, Manager *Tony La Russa*, Pitching Coach *Dave Duncan*, Bullpen Coach *Art Kusnyer*, Bench Coach *Tommy Reynolds*, Glenn Hubbard, Matt Sinatra, Luis Polonia, Stan Javier; Second row: Traveling Secretary *Mickey Morabito*, Equipment manager *Frank Ciensczyk*, *Jose Canseco*, *Storm Davis*, *Dennis Eckersley*, *Bob Welch*, *Carney Lansford*, *Mark McGwire*, *Eric Plunk*, *Dave Parker*, Trainer *Barry Weinberg*, Assistant Trainer *Larry Davis*; Top row: *Tony Phillips*, *Todd Burns*, *Brian Snyder*, *Dave Henderson*, *Ron Hassey*, *Greg Cadaret*, *Mike Moore*, *Dave Stewart*, *Walt Weiss*, *Gene Nelson*, *Terry Steinbach*, *Rick Honeycutt*, *Curt Young*

more than three games out of the division lead...were an injury-plagued team for the first four months of the season as 11 different players spent time on the disabled list, including Jose Canseco, Mark McGwire, Storm Davis, Walt Weiss, Dennis Eckersley and Bob Welch...pitching staff posted the lowest ERA in the American League (3.09) for the second straight season...tossed a Major League-best 20 shutouts on the year...starting pitchers Dave Stewart (21-9), Mike Moore (19-11), Storm Davis (19-7) and Bob Welch (17-8) combined for a 76-35 record with a 3.25 ERA...Stewart became the first pitcher to string together three 20-win seasons since Hall of Famer Jim Palmer accomplished the feat from 1975-78...became just the second player in Oakland history to reel off three straight 20-win seasons...was the first since Catfish Hunter won 20 or more games during a four year stretch from 1971-74...was 4-0 in four postseason starts and earned World Series MVP honors...third baseman Carney Lansford set an Oakland single-season record with a .336 batting average, which was the second best mark in the AL...offense received a tremendous boost when the team reacquired Oakland native Rickey Henderson in a trade with the New York Yankees on June 20...Henderson hit .294 and reached base safely in 80 of the 85 games he played with Oakland down the stretch...tied Wade Boggs for the AL lead in runs scored (113) and topped the loop with a career high 126 walks...was named ALCS MVP after hitting .400 with 15 total bases, eight runs scored, five RBI and seven walks in five games vs. the Blue Jays...hit a combined .441 in nine postseason games...Dave Parker topped the team with 97 RBI to go along with 22 home runs...McGwire ranked third in the AL with 33 home runs and ranked 10th in RBI (95)...Mike Gallego, who was thrust into the starting short-stop's role with Weiss sidelined for 65 games with an injury, finished the season with career highs in virtually every offensive category, including average (.252), runs (45), hits (90), home runs (3) and RBI (30)...Canseco, who won AL MVP honors the year before, missed the first 88 games of the season due to a stress fracture of the hook of the hamate bone in his left hand...despite missing the first half of the season, still managed to finish third on the team in homers (17) and fourth in RBI (57)...hit a tremendous home run in Game 4 of the ALCS off Mike Flanagan, a blast that carried into the fifth deck in Toronto's SkyDome.

HISTORY

THE LAST PHILADELPHIA ATHLETIC

As of Jan. 1, 2025, there is one living Philadelphia Athletic, Bobby Shantz. Shantz was born on Sept. 26, 1925 and played for Philadelphia from 1949-54. He was named American League MVP in 1952 after going 24-7 with a 2.48 ERA and 27 complete games in 33 starts. Shantz won 69 games in eight seasons with the A's, including two years in Kansas City from 1955-56 and is also the oldest living Kansas City Athletic. The oldest living Oakland Athletic as of Jan. 1 is Felipe Alou, who played for the A's in 1970 and 1971 and was born on May 12, 1935.

ALL-TIME POSTSEASON RESULTS

AMERICAN LEAGUE WILD CARD

2014	Date	Opponent	W/L	Score	Winner	Loser	Save	Attendance
1	9/30	at Kansas City	L	8-9 (12)	Frasor	Otero		40,502
2018	Date	Opponent	W/L	Score	Winner	Loser	Save	Attendance
1	10/3	at New York	L	2-7	Betances	Hendriks		49,620
2019	Date	Opponent	W/L	Score	Winner	Loser	Save	Attendance
1	10/2	Tampa Bay	L	1-5	Morton	Manaea		54,005
2020	Date	Opponent	W/L	Score	Winner	Loser	Save	Attendance
1	9/29	Chicago	L	1-4	Giolito	Luzardo	Colome	—
2	9/30	Chicago	W	5-3	Bassitt	Keuchel	Diekman	—
3	10/1	Chicago	W	6-4	Montas	Marshall	Hendriks	—

AMERICAN LEAGUE DIVISION SERIES

1981	Date	Opponent	W/L	Score	Winner	Loser	Save	Attendance
1	10/6	at Kansas City	W	4-0	NORRIS	LEONARD		40,592
2	10/7	at Kansas City	W	2-1	McCATTY	Jones		40,274
3	10/9	Kansas City	W	4-1	Langford	Gura	Beard	40,002
2000	Date	Opponent	W/L	Score	Winner	Loser	Save	Attendance
1	10/3	New York	W	5-3	Heredia	Clemens	Isringhausen	47,360
2	10/4	New York	L	0-4	Pettitte	Appier	Rivera	47,860
3	10/6	at New York	L	2-4	Hernandez	HUDSON	Rivera	56,606
4	10/7	at New York	W	11-1	Zito	Clemens		56,915
5	10/8	New York	L	5-7	Stanton	Heredia	Rivera	41,170
2001	Date	Opponent	W/L	Score	Winner	Loser	Save	Attendance
1	10/10	at New York	W	5-3	Mulder	Clemens	Isringhausen	56,697
2	10/11	at New York	W	2-0	Hudson	Pettitte	Isringhausen	56,684
3	10/13	New York	L	0-1	Mussina	Zito	Rivera	55,861
4	10/14	New York	L	2-9	Hernandez	Lidle		43,681
5	10/15	at New York	L	3-5	Stanton	Mulder	Rivera	56,642
2002	Date	Opponent	W/L	Score	Winner	Loser	Save	Attendance
1	10/1	Minnesota	L	5-7	Radke	Lilly	Guardado	34,853
2	10/2	Minnesota	W	9-1	Mulder	Mays		31,953
3	10/4	at Minnesota	W	6-3	Zito	Reed	Koch	55,932
4	10/5	at Minnesota	L	2-11	Milton	Hudson		55,960
5	10/6	Minnesota	L	4-5	Radke	Mulder		32,146
2003	Date	Opponent	W/L	Score	Winner	Loser	Save	Attendance
1	10/1	Boston	W	5-4 (12)	Harden	Lowe		50,606
2	10/2	Boston	W	5-1	Zito	Wakefield		36,305
3	10/4	at Boston	L	1-3 (11)	Williamson	Harden		35,460
4	10/5	at Boston	L	4-5	Williamson	Foulke		35,048
5	10/6	Boston	L	3-4	Martinez	Zito	Lowe	49,397
2006	Date	Opponent	W/L	Score	Winner	Loser	Save	Attendance
1	10/3	at Minnesota	W	3-2	Zito	Santana	Street	55,542
2	10/4	at Minnesota	W	5-2	Calero	Neshek	Street	55,710
3	10/6	Minnesota	W	8-3	Haren	Radke		35,694
2012	Date	Opponent	W/L	Score	Winner	Loser	Save	Attendance
1	10/6	at Detroit	L	1-3	Verlander	Parker	Valverde	43,323
2	10/7	at Detroit	L	4-5	Albuquerque	Balfour		40,684
3	10/9	Detroit	W	2-0	Anderson	Sanchez	Balfour	37,090
4	10/10	Detroit	W	4-3	Cook	Valverde		36,385
5	10/11	Detroit	L	0-6	VERLANDER	Parker		36,393

2013	Date	Opponent	W/L	Score	Winner	Loser	Save	Attendance
1	10/4	Detroit	L	2-3	Scherzer	Colón	Benoit	48,401
2	10/5	Detroit	W	1-0	Balfour	Albuquerque		48,292
3	10/7	at Detroit	W	6-3	Parker	Sanchez	Balfour	43,973
4	10/8	at Detroit	L	6-8	Scherzer	Doolittle		43,958
5	10/10	Detroit	L	0-3	Verlander	Gray	Benoit	46,959
2020	Date	Opponent	W/L	Score	Winner	Loser	Save	Attendance
1	10/5	*Houston	L	5-10	Taylor	Wendelken		—
2	10/6	*Houston	L	2-5	Valdez	Manaea	Pressly	—
3	10/7	*Houston	W	9-7	Hendriks	Raley		—
4	10/8	*Houston	L	6-11	Javier	Montas		—

*indicates all games played at Dodger Stadium...A's were the home team in Games 1 and 2 and the visiting team in Games 3 and 4

AMERICAN LEAGUE CHAMPIONSHIP SERIES

1971	Date	Opponent	W/L	Score	Winner	Loser	Save	Attendance
1	10/3	at Baltimore	L	3-5	McNally	Blue	Watt	42,621
2	10/4	at Baltimore	L	1-5	CUELLAR	HUNTER		35,003
3	10/5	Baltimore	L	3-5	PALMER	Segui		33,176
1972	Date	Opponent	W/L	Score	Winner	Loser	Save	Attendance
1	10/7	Detroit	W	3-2 (11)	Fingers	Lolich		29,536
2	10/8	Detroit	W	5-0	ODOM	Fryman		31,088
3	10/10	at Detroit	L	0-3	COLEMAN	Holtzman		41,156
4	10/11	at Detroit	L	3-4 (10)	Hiller	Horlen		37,615
5	10/12	at Detroit	W	2-1	Odom	Fryman	Blue	50,276
1973	Date	Opponent	W/L	Score	Winner	Loser	Save	Attendance
1	10/6	at Baltimore	L	0-6	PALMER	Blue		41,279
2	10/7	at Baltimore	W	6-3	Hunter	McNally	Fingers	48,425
3	10/9	Baltimore	W	2-1 (11)	HOLTZMAN	CUELLAR		34,467
4	10/10	Baltimore	L	4-5	Jackson	Fingers		27,497
5	10/11	Baltimore	W	3-0	HUNTER	Alexander		24,265
1974	Date	Opponent	W/L	Score	Winner	Loser	Save	Attendance
1	10/5	Baltimore	L	3-6	Cuellar	Hunter		41,609
2	10/6	Baltimore	W	5-0	HOLTZMAN	McNally		42,810
3	10/8	at Baltimore	W	1-0	BLUE	PALMER		32,060
4	10/9	at Baltimore	W	2-1	Hunter	Cuellar	Fingers	28,136
1975	Date	Opponent	W/L	Score	Winner	Loser	Save	Attendance
1	10/4	at Boston	L	1-7	TIANT	Holtzman		35,578
2	10/5	at Boston	L	3-6	Moret	Fingers	Drago	35,578
3	10/7	Boston	L	3-5	Wise	Holtzman	Drago	49,358
1981	Date	Opponent	W/L	Score	Winner	Loser	Save	Attendance
1	10/13	at New York	L	1-3	John	Norris	Gossage	55,740
2	10/14	at New York	L	3-13	Frazier	McCatty		48,497
3	10/15	New York	L	0-4	Righetti	Keough		47,302
1988	Date	Opponent	W/L	Score	Winner	Loser	Save	Attendance
1	10/5	at Boston	W	2-1	Honeycutt	HURST	Eckersley	34,104
2	10/6	at Boston	W	4-3	Nelson	Smith	Eckersley	34,605
3	10/8	Boston	W	10-6	Nelson	Boddicker	Eckersley	49,261
4	10/9	Boston	W	4-1	Stewart	Hurst	Eckersley	49,406
1989	Date	Opponent	W/L	Score	Winner	Loser	Save	Attendance
1	10/3	Toronto	W	7-3	Stewart	Stieb		49,435
2	10/4	Toronto	W	6-3	Moore	Stottlemire	Eckersley	49,444
3	10/6	at Toronto	L	3-7	Key	Davis		50,268
4	10/7	at Toronto	W	6-5	Welch	Flanagan	Eckersley	50,076
5	10/8	at Toronto	W	4-3	Stewart	Stieb	Eckersley	50,024
1990	Date	Opponent	W/L	Score	Winner	Loser	Save	Attendance
1	10/6	at Boston	W	9-1	Stewart	Andersen		35,192
2	10/7	at Boston	W	4-1	Welch	Harris	Eckersley	35,070
3	10/9	Boston	W	4-1	Moore	BODDICKER	Eckersley	49,026
4	10/10	Boston	W	3-1	Stewart	Clemens	Honeycutt	49,052

1992	Date	Opponent	W/L	Score	Winner	Loser	Save	Attendance
1	10/7	at Toronto	W	4-3	Russell	MORRIS	Eckersley	51,039
2	10/8	at Toronto	L	1-3	Cone	Moore	Henke	51,114
3	10/10	Toronto	L	5-7	Guzman	Darling	Henke	46,911
4	10/11	Toronto	L	6-7 (11)	Ward	Downs	Henke	47,732
5	10/12	Toronto	W	6-2	STEWART	Cone		44,955
6	10/14	at Toronto	L	2-9	Guzman	Moore		51,335

2006	Date	Opponent	W/L	Score	Winner	Loser	Save	Attendance
1	10/10	Detroit	L	1-5	Robertson	Zito		35,655
2	10/11	Detroit	L	5-8	Verlander	Loaiza	Jones	36,168
3	10/13	at Detroit	L	0-3	Rogers	Harden	Jones	41,669
4	10/14	at Detroit	L	3-6	Ledezma	Street		42,967

WORLD SERIES

1905	Date	Opponent	W/L	Score	Winner	Loser	Save	Attendance
1	10/9	New York	L	0-3	MATHEWSON	PLANK		17,955
2	10/10	at New York	W	3-0	BENDER	McGinnity		24,992
3	10/12	New York	L	0-9	MATHEWSON	COAKLEY		10,991
4	10/13	at New York	L	0-1	McGINNITY	PLANK		13,598
5	10/14	at New York	L	0-2	MATHEWSON	BENDER		24,187

1910	Date	Opponent	W/L	Score	Winner	Loser	Save	Attendance
1	10/17	Chicago	W	4-1	BENDER	Overall		26,891
2	10/18	Chicago	W	9-3	COOMBS	Brown		24,597
3	10/20	at Chicago	W	12-5	COOMBS	McIntire		26,210
4	10/22	at Chicago	L	3-4 (10)	Brown	BENDER		19,150
5	10/23	at Chicago	W	7-2	COOMBS	BROWN		27,374

1911	Date	Opponent	W/L	Score	Winner	Loser	Save	Attendance
1	10/14	at New York	L	1-2	MATHEWSON	BENDER		38,281
2	10/16	New York	W	3-1	PLANK	Marquard		26,286
3	10/17	at New York	W	3-2 (11)	COOMBS	MATHEWSON		37,216
4	10/24	New York	W	4-2	BENDER	Mathewson		24,355
5	10/25	at New York	L	3-4 (10)	Crandall	Plank		33,228
6	10/26	New York	W	13-2	BENDER	Ames		20,485

1913	Date	Opponent	W/L	Score	Winner	Loser	Save	Attendance
1	10/7	at New York	W	6-4	BENDER	Marquard		36,291
2	10/8	New York	L	0-3 (10)	MATHEWSON	PLANK		20,563
3	10/9	at New York	W	8-2	BUSH	Tesreau		36,896
4	10/10	New York	W	6-5	BENDER	Demaree		20,568
5	10/11	at New York	W	3-1	PLANK	MATHEWSON		36,632

1914	Date	Opponent	W/L	Score	Winner	Loser	Save	Attendance
1	10/9	Boston	L	1-7	RUDOLPH	Bender		20,562
2	10/10	Boston	L	0-1	JAMES	PLANK		20,562
3	10/12	at Boston	L	4-5 (12)	James	BUSH		35,520
4	10/13	at Boston	L	1-3	RUDOLPH	Shawkey		34,365

1929	Date	Opponent	W/L	Score	Winner	Loser	Save	Attendance
1	10/8	at Chicago	W	3-1	EHMKE	Root		50,740
2	10/9	at Chicago	W	9-3	Earnshaw	Malone		49,987
3	10/11	Chicago	L	1-3	BUSH	EARNSHAW		29,921
4	10/12	Chicago	W	10-8	Rommel	Blake		29,921
5	10/14	Chicago	W	3-2	Walberg	MALONE		29,921

1930	Date	Opponent	W/L	Score	Winner	Loser	Save	Attendance
1	10/1	St. Louis	W	5-2	GROVE	GRIMES		32,295
2	10/2	St. Louis	W	6-1	EARNSHAW	Rhem		32,295
3	10/4	at St. Louis	L	0-5	HALLAHAN	Walberg		36,944
4	10/5	at St. Louis	L	1-3	HAINES	GROVE		39,946
5	10/6	at St. Louis	W	2-0	Grove	GRIMES		38,844
6	10/8	St. Louis	W	7-1	EARNSHAW	Hallahan		32,295

1931	Date	Opponent	W/L	Score	Winner	Loser	Save	Attendance
1	10/1	at St. Louis	W	6-2	GROVE	Derringer		38,529
2	10/2	at St. Louis	L	0-2	HALLAHAN	EARNSHAW		35,947
3	10/5	St. Louis	L	2-5	GRIMES	Grove		32,295
4	10/6	St. Louis	W	3-0	EARNSHAW	Johnson		32,295
5	10/7	St. Louis	L	1-5	HALLAHAN	Hoyt		32,295
6	10/9	at St. Louis	W	8-1	GROVE	Derringer		39,401
7	10/10	at St. Louis	L	2-4	Grimes	Earnshaw		20,805

1972	Date	Opponent	W/L	Score	Winner	Loser	Save	Attendance
1	10/14	at Cincinnati	W	3-2	Holtzman	Nolan	Blue	52,918
2	10/15	at Cincinnati	W	2-1	Hunter	Grimsley	Fingers	53,244
3	10/18	Cincinnati	L	0-1	Billingham	Odom	Carroll	49,410
4	10/19	Cincinnati	W	3-2	Fingers	Carroll		49,410
5	10/20	Cincinnati	L	4-5	Grimsley	Fingers	Billingham	49,410
6	10/21	at Cincinnati	L	1-8	Grimsley	Blue	Hall	52,737
7	10/22	at Cincinnati	W	3-2	Hunter	Borbon	Fingers	56,040

1973	Date	Opponent	W/L	Score	Winner	Loser	Save	Attendance
1	10/13	New York	W	2-1	Holtzman	Matlack	Knowles	46,021
2	10/14	New York	L	7-10 (12)	McGraw	Fingers	Stone	49,151
3	10/16	at New York	W	3-2 (11)	Lindblad	Parker	Fingers	54,817
4	10/17	at New York	L	1-6	Matlack	Holtzman	Sadecki	54,817
5	10/18	at New York	L	0-2	Koosman	Blue	McGraw	54,817
6	10/20	New York	W	3-1	Hunter	Seaver	Fingers	49,333
7	10/21	New York	W	5-2	Holtzman	Matlack	Knowles	49,333

1974	Date	Opponent	W/L	Score	Winner	Loser	Save	Attendance
1	10/12	at Los Angeles	W	3-2	Fingers	Messersmith	Hunter	55,974
2	10/13	at Los Angeles	L	2-3	Sutton	Blue	Marshall	55,989
3	10/15	Los Angeles	W	3-2	Hunter	Downing		49,347
4	10/16	Los Angeles	W	5-2	Holtzman	Messersmith	Fingers	49,347
5	10/17	Los Angeles	W	3-2	Odom	Marshall	Fingers	49,347

1988	Date	Opponent	W/L	Score	Winner	Loser	Save	Attendance
1	10/15	at Los Angeles	L	4-5	Pena	Eckersley		55,983
2	10/16	at Los Angeles	L	0-6	HERSHISER	Davis		56,051
3	10/18	Los Angeles	W	2-1	Honeycutt	Howell		49,316
4	10/19	Los Angeles	L	3-4	Belcher	Stewart	Howell	49,317
5	10/20	Los Angeles	L	2-5	HERSHISER	Davis		49,317

1989	Date	Opponent	W/L	Score	Winner	Loser	Save	Attendance
1	10/14	San Francisco	W	5-0	STEWART	Garrelts		49,385
2	10/15	San Francisco	W	5-1	Moore	Reuschel		49,388
3	10/27	at San Francisco	W	13-7	Stewart	Garrelts		62,038
4	10/28	at San Francisco	W	9-6	Moore	Robinson	Eckersley	62,032

1990	Date	Opponent	W/L	Score	Winner	Loser	Save	Attendance
1	10/16	at Cincinnati	L	0-7	Rijo	Stewart		55,830
2	10/17	at Cincinnati	L	4-5 (10)	Dibble	Eckersley		55,832
3	10/19	Cincinnati	L	3-8	Browning	Moore		48,269
4	10/20	Cincinnati	L	1-2	Rijo	STEWART	Myers	48,613

Capitals denote complete game.

ATHLETICS 20-GAME WINNING STREAK, 2002

Date	Opponent	Score	Date	Opponent	Score
Aug. 13	Toronto	5-4	Aug. 24	at Detroit	12-3
Aug. 14	Toronto	4-2	Aug. 25	at Detroit	10-7
Aug. 16	Chicago	1-0	Aug. 26	at Kansas City	6-3
Aug. 17	Chicago	9-2	Aug. 27	at Kansas City	6-4
Aug. 18	Chicago	7-4	Aug. 28	at Kansas City	7-1
Aug. 19	at Cleveland	8-1	Aug. 30	Minnesota	4-2
Aug. 20	at Cleveland	6-3	Aug. 31	Minnesota	6-3
Aug. 21	at Cleveland	6-0	Sept. 1	Minnesota	7-5
Aug. 22	at Cleveland	9-3	Sept. 2	Kansas City	7-6
Aug. 23	at Detroit	9-1	Sept. 4	Kansas City	12-11

POSTSEASON TEAM TOTALS

AMERICAN LEAGUE WILD CARD

Year	AVG.	G	AB	R	H	TB	2B	3B	HR	RBI	SH	SF	HP	BB	IBB	SO	SB	CS	DP	E	SLG	OBP
2014	.277	1	47	8	13	19	0	0	2	8	1	0	0	6	1	15	0	0	0	0	.404	.358
2018	.152	1	33	2	5	8	0	0	1	2	0	0	0	5	0	13	0	0	0	.242	.263	
2019	.242	1	33	1	8	8	0	0	0	1	0	1	0	3	0	12	0	0	2	.242	.297	
2020	.194	3	93	12	18	28	1	0	3	10	0	0	0	11	1	22	0	0	1	.279	.301	
Totals	.214	6	206	23	44	63	1	0	6	21	1	1	0	25	2	62	0	0	3	2	.306	.297

Year	W	L	ERA	G	GS	CG	GF	SHO	SV	IP	H	R	ER	HR	HB	BB	IBB	SO	WP	BK	AVG.
2014	0	1	6.94	1	1	0	1	0	0	11.2	15	9	9	0	0	3	0	8	1	0	.341
2018	0	1	7.88	1	1	0	1	0	0	8.0	7	7	7	2	0	4	0	6	1	0	.241
2019	0	1	5.00	1	1	0	1	0	0	9.0	7	5	5	4	0	2	0	12	0	0	.206
2020	2	1	3.67	3	3	0	3	0	2	27.0	31	11	11	5	1	6	0	29	1	0	.277
Totals	2	4	5.17	6	6	0	6	0	2	55.2	60	32	32	11	1	15	0	55	3	0	.274

AMERICAN LEAGUE DIVISION SERIES

Year	AVG.	G	AB	R	H	TB	2B	3B	HR	RBI	SH	SF	HP	BB	IBB	SO	SB	CS	DP	E	SLG	OBP
1981	.253	3	99	10	25	39	5	0	3	9	3	0	0	6	0	10	2	2	1	3	.394	.295
2000	.263	5	167	23	44	59	9	0	2	22	1	2	2	19	1	31	3	0	6	5	.353	.342
2001	.247	5	174	12	43	70	13	1	4	11	0	2	3	11	1	31	3	0	3	6	.402	.300
2002	.288	5	184	26	53	92	13	1	8	25	0	1	1	12	1	34	1	0	2	3	.500	.333
2003	.213	5	178	18	38	51	8	1	1	15	1	0	4	21	2	37	3	0	0	5	.287	.310
2006	.245	3	106	16	26	50	9	0	5	15	0	0	0	6	1	19	0	0	2	1	.472	.286
2012	.194	5	155	11	30	44	5	0	3	10	1	0	2	14	0	50	2	1	2	3	.284	.269
2013	.217	5	166	15	36	63	6	3	5	14	1	1	1	14	2	57	1	0	1	1	.380	.280
2020	.269	4	134	22	36	77	5	0	12	22	0	3	2	11	0	32	0	0	5	3	.575	.327
Totals	.243	40	1363	153	331	545	73	6	43	143	7	9	15	114	8	301	15	3	22	30	.400	.306

Year	W	L	ERA	G	GS	CG	GF	SHO	SV	IP	H	R	ER	HR	HB	BB	IBB	SO	WP	BK	AVG.
1981	3	0	0.67	3	3	2	1	1	1	27.0	20	2	2	0	0	7	0	11	0	0	.204
2000	2	3	3.48	5	5	1	4	0	1	44.0	41	19	17	1	1	16	2	35	0	0	.244
2001	2	3	2.86	5	5	0	5	1	2	44.0	40	18	14	3	4	11	0	29	0	0	.241
2002	2	3	4.09	5	5	0	5	0	1	44.0	52	27	20	5	2	14	1	42	4	0	.291
2003	2	3	2.98	5	5	0	5	0	0	48.1	38	17	16	8	2	18	5	39	1	0	.211
2006	3	0	2.33	3	3	0	3	0	2	27.0	26	7	7	5	0	6	0	11	0	0	.257
2012	2	3	2.89	5	5	0	5	1	1	43.2	41	17	14	2	3	7	1	39	4	0	.252
2013	2	3	3.48	5	5	0	5	1	1	44.0	38	17	17	3	2	13	1	38	1	0	.235
2020	1	3	7.46	4	4	0	4	0	0	35.0	46	33	29	12	5	11	1	28	0	0	.322
Totals	19	21	3.43	40	40	3	37	4	9	357.0	342	157	136	39	19	103	11	272	10	0	.251

AMERICAN LEAGUE CHAMPIONSHIP SERIES

Year	AVG.	G	AB	R	H	TB	2B	3B	HR	RBI	SH	SF	HP	BB	IBB	SO	SB	CS	DP	E	SLG	OBP
1971	.229	3	96	7	22	41	8	1	3	7	2	0	0	5	0	16	0	3	3	0	.427	.267
1972	.224	5	170	13	38	49	8	0	1	10	4	1	3	12	0	35	7	2	2	3	.288	.285
1973	.200	5	160	15	32	54	5	1	5	15	4	1	2	17	3	39	3	1	2	4	.338	.283
1974	.183	4	120	11	22	37	4	1	3	11	2	1	1	22	3	16	3	3	3	2	.308	.313
1975	.194	3	98	7	19	28	6	0	1	7	0	0	0	9	0	14	0	0	2	6	.286	.262
1981	.222	3	99	4	22	28	4	1	0	4	0	0	0	6	1	23	2	0	6	4	.283	.267
1988	.299	4	137	20	41	70	8	0	7	20	0	1	0	10	3	35	1	3	1	3	.511	.345
1989	.272	5	158	26	43	75	9	1	7	23	3	2	1	20	0	32	13	3	2	3	.475	.354
1990	.299	4	127	20	38	42	4	0	0	18	4	3	4	19	2	21	9	3	5	1	.331	.399
1992	.251	6	207	24	52	71	5	1	4	23	3	2	1	24	2	33	16	2	5	7	.343	.329
2006	.221	4	131	9	29	48	7	0	4	9	0	0	1	14	0	28	0	0	7	3	.366	.301
Totals	.238	46	1503	156	358	543	68	6	35	147	22	11	13	158	14	292	54	20	38	36	.361	.314

Year	W	L	ERA	G	GS	CG	GF	SHO	SV	IP	H	R	ER	HR	HB	BB	IBB	SO	WP	BK	AVG.
1971	0	3	5.40	3	3	1	2	0	0	25.0	26	15	15	4	0	13	2	22	1	0	.274
1972	3	2	1.76	5	5	1	4	1	1	46.0	32	10	9	4	0	13	2	25	2	0	.198
1973	3	2	2.74	5	5	2	3	1	1	46.0	36	15	14	3	2	16	1	25	1	0	.211
1974	3	1	1.75	4	4	2	2	2	1	36.0	22	7	7	3	0	5	0	20	0	0	.177
1975	0	3	4.32	3	3	0	3	0	0	25.0	31	18	12	2	0	3	2	12	1	0	.316
1981	0	3	6.84	3	3	0	3	0	0	25.0	36	20	19	3	2	13	0	10	1	0	.336
1988	4	0	2.00	4	4	0	4	0	4	36.0	26	11	8	2	1	18	0	23	1	1	.206
1989	4	1	3.89	5	5	0	5	0	3	44.0	40	21	19	3	0	15	1	24	1	0	.242
1990	4	0	1.00	4	4	0	4	0	3	36.0	23	4	4	1	0	6	0	16	0	0	.183
1992	2	4	4.50	6	6	1	5	0	1	54.0	59	31	27	10	0	23	1	29	3	0	.281
2006	0	4	5.71	4	4	0	4	0	0	34.2	39	22	22	7	0	19	2	25	3	0	.285
Totals	23	23	3.44	46	46	7	39	4	14	407.2	370	174	156	42	5	144	11	231	14	1	.243

WORLD SERIES

Year	AVG.	G	AB	R	H	TB	2B	3B	HR	RBI	SH	SF	HP	BB	IBB	SO	SB	CS	DP	E	SLG	OBP
1905	.161	5	155	3	25	30	5	0	0	2	3	0	1	5	-	25	2	2	2	8	.194	.193
1910	.316	5	177	35	56	80	19	1	1	30	7	0	2	17	-	24	7	7	3	11	.452	.383
1911	.244	6	205	27	50	74	15	0	3	21	7	2	0	4	-	31	4	6	0	11	.361	.256
1913	.264	5	174	23	46	64	4	4	2	21	5	2	0	7	-	16	5	2	0	5	.368	.290
1914	.172	4	128	6	22	31	9	0	0	5	2	1	0	13	-	28	2	3	2	3	.242	.246
1929	.281	5	171	26	48	71	5	0	6	26	6	1	1	13	-	27	0	2	4	4	.415	.333
1930	.197	6	178	21	35	67	10	2	6	21	4	3	1	24	-	32	0	2	3	3	.376	.291
1931	.220	7	227	22	50	64	5	0	3	20	4	0	1	28	-	46	0	0	5	2	.282	.309
1972	.209	7	220	16	46	65	4	0	5	16	6	0	1	21	5	37	1	3	2	9	.295	.281
1973	.212	7	241	21	51	75	12	3	2	20	2	1	2	28	3	62	3	4	2	9	.311	.298
1974	.211	5	142	16	30	46	4	0	4	14	7	1	2	16	1	42	3	3	3	5	.324	.298
1988	.177	5	158	11	28	37	3	0	2	11	1	1	1	17	1	41	3	0	2	2	.234	.260
1989	.301	4	146	32	44	85	8	3	9	30	0	0	1	18	3	22	4	1	2	1	.582	.382
1990	.207	4	135	8	28	41	4	0	3	8	2	1	0	12	1	28	7	0	2	5	.304	.270
Totals	.228	75	2457	267	559	830	107	13	46	245	56	13	13	223	-	461	41	35	32	78	.338	.294

Year	W	L	ERA	G	GS	CG	GF	SHO	SV	IP	H	R	ER	HR	HB	BB	IBB	SO	WP	BK	AVG.
1905	1	4	1.47	5	5	5	0	1	-	43.0	31	15	7	0	2	15	-	26	1	0	.203
1910	4	1	2.76	5	5	5	0	0	-	45.2	35	15	14	0	0	18	-	31	1	0	.222
1911	4	2	1.29	6	6	5	1	0	-	55.2	33	13	8	0	3	14	-	44	1	0	.175
1913	4	1	2.15	5	5	5	0	0	-	46.0	33	15	11	1	3	8	-	19	0	0	.201
1914	0	4	3.41	4	4	2	2	0	-	37.0	33	16	14	1	1	15	-	18	0	0	.244
1929	4	1	2.40	5	5	2	3	0	-	45.0	43	17	12	1	0	13	-	50	0	0	.249
1930	4	2	1.73	6	6	4	2	1	-	52.0	38	12	10	2	0	11	-	33	0	0	.200
1931	3	4	2.66	7	7	4	3	1	-	61.0	54	19	18	2	0	9	-	41	1	0	.236
1972	4	3	3.05	7	7	0	7	0	3	62.0	46	21	21	3	1	27	8	46	4	0	.209
1973	4	3	2.32	7	7	0	7	0	4	66.0	66	24	17	4	3	26	6	36	3	0	.253
1974	4	1	2.05	5	5	0	5	0	3	44.0	36	11	10	4	1	16	0	32	1	0	.228
1988	1	4	3.92	5	5	0	5	0	0	43.2	41	21	19	5	1	13	0	36	1	1	.246
1989	4	0	3.50	4	4	1	3	1	1	36.0	28	14	14	4	0	8	0	27	2	0	.209
1990	0	4	3.82	4	4	1	3	0	0	35.1	45	22	15	3	1	15	1	9	2	0	.317
Totals	41	34	2.54	75	75	34	41	4	-	672.1	562	235	190	30	16	208	-	448	17	1	.227

WILD CARD SERIES RECORDS

INDIVIDUAL BATTING

Highest Batting Average

Career (min. 10 pa)333 (Sean Murphy, 2019-20)
Series (min. 5 pa)500 (Josh Reddick, 2014)

Highest Slugging Percentage

Career (min. 10 pa)667 (Sean Murphy, 2019-20)
Series (min. 5 pa)1600 (Brandon Moss, 2014)

Highest On-Base Percentage

Career (min. 10 pa)455 (Sean Murphy, 2019-20)
Series (min. 5 pa)667 (Josh Reddick, 2014)

Most Games Played

Career 5 (Mark Canha, 2018-20)
5 (Ramón Laureano, 2018-20)
5 (Matt Olson, 2018-20)
5 (Marcus Semien, 2018-20)

Most At Bats

Career 20 (Marcus Semien, 2020)
Series 12 (Marcus Semien, 2020)
Game 6 (Coco Crisp, 2014, 12 innings)

Most Runs

Career 3 (Tommy La Stella, 2020)
3 (Sean Murphy, 2019-20)
3 (Marcus Semien, 2018-20)
Series 3 (Tommy La Stella, 2020)
3 (Sean Murphy, 2020)
Game... 2 (four times, last: La Stella and Murphy, 2020 Game 3)

Most Hits

Career 5 (Marcus Semien, 2018-20)
Series 3 (four times, last:
La Stella, Murphy, Pinder and Semien, 2020)
Game 2 (10 times, last:
Chad Pinder and Marcus Semien, 2020 Game 3)
Hitting Streak, Series 3 (Tommy La Stella, 2020)
3 (Sean Murphy, 2020)
Hitting Streak, Career... 3 (Tommy La Stella, Sept. 29, 2020-present)
3 (Sean Murphy, Sept. 29, 2020-present)

Most Doubles

Career 1 (Marcus Semien, 2018-20)
Series 1 (Marcus Semien, 2020)
Game 1 (Marcus Semien, 2020 Game 3)

Most Triples

Career None
Series None
Game None

Most Home Runs

Career 2 (Khris Davis, 2018-20)
2 (Brandon Moss, 2014)
Series 2 (Brandon Moss, 2014)
Game 2 (Brandon Moss, 2014)
Grand Slams None
Pinch Hit None
Inside The Park None
Leadoff None
Game Ending None

Most RBI

Career 5 (Brandon Moss, 2014)
Series 5 (Brandon Moss, 2014)
Game 5 (Brandon Moss, 2014)

Most Total Bases

Career 9 (Khris Davis, 2018-20)
9 (Marcus Semien, 2018-20)
Series 8 (Brandon Moss, 2014)
Game 8 (Brandon Moss, 2014)

Most Extra Base Hits

Career 2 (Khris Davis, 2018-20)
2 (Brandon Moss, 2014)
2 (Marcus Semien, 2018-20)
Series 2 (Marcus Semien, 2020)
2 (Brandon Moss, 2014)
Game 2 (Brandon Moss, 2014)

Most Walks

Career 6 (Matt Olson, 2018-20)
Series 3 (Matt Olson, 2020)
Game 2 (four times, last: Murphy and Olson, 2020 Game 3)

Most Strikeouts

Career 7 (Khris Davis, 2018-20)
7 (Ramón Laureano, 2018-20)
7 (Matt Olson, 2018-20)
Series 6 (Matt Olson, 2020)
Game 3 (four times, last: Matt Olson, 2020 Game 3)

Most Stolen Bases

Career None
Series None
Game None

INDIVIDUAL PITCHING

Most Games Won

Career 1 (Chris Bassitt, 2019-20)
1 (Frankie Montas, 2020)
Series 1 (Chris Bassitt, 2020)
1 (Frankie Montas, 2020)

Most Games Lost

Career 1 (four players tied)
Series 1 (four players tied)

Most Saves

Career 1 (Jake Diekman, 2019-20)
1 (Liam Hendriks, 2018-20)
Series 1 (Jake Diekman, 2020)
1 (Liam Hendriks, 2020)

Lowest Earned Run Average

Career (min. 6.0 ip) 1.29 (Chris Bassitt, 2019-20)
Series (min 4.0 ip) 1.29 (Chris Bassitt, 2020)

Most Games

Career 4 (Jake Diekman, 2019-20)
4 (Liam Hendriks, 2018-20)
Series 3 (Jake Diekman, 2020)

Lowest Earned Run Average

Career (min. 10.0 ip)	1.74 (Jim Mecir, 2000-03)
Series	0.00 (Ted Lilly, 2003, 9.0 ip)
	0.00 (Mike Norris, 1981, 9.0 ip)

Most Games

Career	7 (Sean Doolittle, 2012-13)
	7 (Chad Bradford, 2001-03)
	7 (Tim Hudson, 2000-03)
	7 (Jim Mecir, 2000-03)
Series	4 (five times, last: Sean Doolittle and Dan Otero, 2013)

Most Games Started

Career	6 (Tim Hudson, 2000-03)
	6 (Barry Zito, 2000-03, 06)
Series	2 (six times, last: Sonny Gray, 2013)

Most Complete Games

Career	1 (three players tied)
Series	1 (Tim Hudson, 2000)
	1 (Steve McCatty, 1981)
	1 (Mike Norris, 1981)

Most Innings Pitched

Career	40.2 (Barry Zito, 2000-03, 06)
Series	13.0 (Sonny Gray, 2013)
	13.0 (Barry Zito, 2003)
	13.0 (Mark Mulder, 2002)
Game	9.0 (Steve McCatty, 1981 Game 2)
	9.0 (Mike Norris, 1981 Game 1)

Most Hits

Career	37 (Tim Hudson, 2000-03)
Series	14 (Jarrod Parker, 2012)
	14 (Mark Mulder, 2002)
	14 (Mark Mulder, 2001)
Game	10 (Bartolo Colón, 2013 Game 1)
	10 (Tim Hudson, 2003 Game 1)
	10 (Rick Langford, 1981 Game 3)
Game, Fewest	4 (Mike Norris, 1981 Game 1)

Most Runs

Career	19 (Tim Hudson, 2000-03)
Series	11 (Tim Hudson, 2002)
Game	7 (Tim Hudson, 2002 Game 4)

Most Earned Runs

Career	13 (Tim Hudson, 2000-03)
Series	9 (Gil Heredia, 2000)
Game	6 (Gil Heredia, 2000 Game 5)

Most Walks

Career	14 (Barry Zito, 2000-03, 06)
Series	6 (Sonny Gray, 2013)
	6 (Kevin Appier, 2000)
Game	5 (Kevin Appier, 2000 Game 2)

Most Strikeouts

Career	33 (Barry Zito, 2000-03, 06)
Series	13 (Barry Zito, 2003)
	13 (Kevin Appier, 2000)
Game	9 (Sonny Gray, 2013 Game 2)
	9 (Barry Zito, 2003 Game 2)
	9 (Mark Mulder, 2002 Game 5)

Most Home Runs

Career	5 (Tim Hudson, 2000-03)
Series 2 (nine times, last: Bassitt, Luzardo, Manaea, Montas, 2020)	
Game	2 (eight times, last: Frankie Montas, 2020 Game 4)

TEAM GAME

Batting

At Bats	41 (2003 Game 1, 12 innings)
	41 (2002 Game 1)
Runs	11 (2000 Game 4)
Runs, Inning	5 (2003 Game 2, 2nd inn.)
	5 (2002 Game 2, 4th inn.)
Hits	14 (2002 Game 2)
Doubles	5 (2006 Game 2)
	5 (2002 Game 2)
Triples	1 (six times, last: 2013 Game 4)
Home Runs	5 (2020 Game 3)
Home Runs, Inning	2 (2013 Game 3, 5th inn.)
	2 (2002 Game 3, 1st inn.)
Home Runs, Back-to-Back	
	Ray Durham and Scott Hatteberg, 2002 Game 3
Total Bases	28 (2020 Game 3)
Extra Base Hits	7 (2020 Game 3)
	7 (2002 Game 2)
Runs Batted In	11 (2000 Game 4)
Walks	10 (2003 Game 1)
Strikeouts	16 (2013 Game 1)
Stolen Bases	2 (four times, last: 2012 Game 2)

Pitching

Hits	16 (2020 Game 1)
Runs	11 (2020 Game 4)
	11 (2002 Game 4)
Runs, Inning	7 (2002 Game 4, 4th inn.)
Earned Runs	11 (2020 Game 4)
Walks	7 (2003 Game 1)
Strikeouts	12 (2013 Game 4)
Home Runs	4 (2020 Game 4)

TEAM MISCELLANEOUS

Consecutive Wins	4 (Oct. 6, 1981 to Oct. 3, 2000)
Consecutive Losses	4 (Oct. 8, 2013 to Oct. 6, 2020)
	4 (Oct. 13, 2001 to Oct. 11, 2002)
Shutouts	4
	2013 Game 2 (1-0; Gray, Balfour)
	2012 Game 3 (2-0; Anderson, Cook, Doolittle, Balfour)
	2001 Game 2 (2-0; Hudson, Isringhausen)
	1981 Game 1 (4-0; Norris)
Longest Nine Inning Game	4:13 (2001 Game 4)
Longest Extra Inning Game	4:37 (2003 Game 1, 12 inn.)
Fastest Game	2:19 (2006 Game 1)
Extra Inning Games	2003 Game 1 (5-4, 12 inn.)
	2003 Game 3 (1-3, 11 inn.)
Margin of Victory	10 (2000 Game 4, 11-1)
Margin of Defeat	9 (2002 Game 4, 2-11)
Largest Deficit Overcome to Win	3 (2002 Game 3)
Largest Lead Surrendered to Lose	4 (2002 Game 1)
Left On Base, Game	12 (2003 Game 1, 12 inn.)
	12 (2002 Game 1)
Fewest Left On Base, Game	1 (2020 Game 2)
Double Plays Turned, Game	2 (11 times, last: 2020 Game 4)
Errors, Series	6 (2001)
Errors, Game	4 (2003 Game 3)

LEAGUE CHAMPIONSHIP SERIES RECORDS

INDIVIDUAL BATTING

Highest Batting Average

Career (min. 30 pa)	.410 (Harold Baines)
Series (min. 10 pa)	.500 (Milton Bradley, 2006)
	.500 (Sal Bando, 1975)

Highest Slugging Percentage

Career (min. 30 pa)	.568 (Jose Canseco)
Series (min. 10 pa)	1.000 (Rickey Henderson, 1989)

Highest On-Base Percentage

Career (min. 30 pa)	.439 (Harold Baines)
Series (min. 10 pa)	.609 (Rickey Henderson, 1989)

Most Games Played

Career	20 (Sal Bando)
	20 (Reggie Jackson)

Most At Bats

Career	.75 (Reggie Jackson)
Series	.25 (Harold Baines, 1992)
Game	6 (Rickey Henderson, 1992 Game 4)

Most Runs

Career	.14 (Rickey Henderson)
Series	.8 (Rickey Henderson, 1989)
Game	.3 (Mark McGwire, 1988 Game 3)

Most Hits

Career	.21 (Rickey Henderson)
Series	.11 (Harold Baines, 1992)
Game	4 (Milton Bradley, 2006 Game 2)
	4 (Jerry Browne, 1992 Game 5)
	4 (Sal Bando, 1975 Game 2)
Hitting Streak, Series	5 (Ruben Sierra, Oct. 8-14, 1992)
	5 (Bert Campaneris, October 6-11, 1973)
	5 (Matty Alou, October 7-12, 1972)
Hitting Streak, Career	8 (Harold Baines, October 6, 1991-October 11, 1992)
	8 (Rickey Henderson, Oct. 4, 1989-Oct. 10, 1990)
	8 (Dave Henderson, October 5, 1988-October 7, 1989)

Most Doubles

Career	4 (Matty Alou)
	4 (Sal Bando)
	4 (Dave Henderson)
	4 (Joe Rudi)
Series	4 (Matty Alou, 1972)
Game	.2 (seven times, last: Mark Kotsay, 2006 Game 2)

Most Triples

Career	.2 (Rickey Henderson)
Series	.1 (six times)
Game	.1 (six times, last: Ruben Sierra, 1992 Game 2)

Most Home Runs

Career	.5 (Sal Bando)
Series	.3 (Jose Canseco, 1988)
Game	2 (Milton Bradley, 2006 Game 2)
	2 (Rickey Henderson, 1989 Game 4)
	2 (Sal Bando, 1973 Game 2)
	2 (Reggie Jackson, 1971 Game 3)
Grand Slams	none
Pinch Hit	none
Inside The Park	none
Leadoff	Bert Campaneris, 1973 Game 2
Game Ending	Bert Campaneris, 1973 Game 3

Most RBI

Career	.11 (Mark McGwire)
Series	.7 (Ruben Sierra, 1992)
Game	4 (Milton Bradley, 2006 Game 2)
	4 (Rickey Henderson, 1989 Game 4)

Most Total Bases

Career	.39 (Sal Bando)
Series	.17 (Milton Bradley, 2006)
Game	.10 (Milton Bradley, 2006 Game 2)

Most Extra Base Hits

Career	.9 (Sal Bando)
Series	.4 (six times, last: Milton Bradley, 2006)
Game	.2 (15 times, last: Milton Bradley and Mark Kotsay, 2006 Game 2)

Most Walks

Career	.13 (Rickey Henderson)
	.13 (Gene Tenace)
Series	.7 (Rickey Henderson, 1989)
Game	.3 (four times, last: Mark McGwire, 1992 Game 5)

Most Strikeouts

Career	.17 (Reggie Jackson)
Series	.7 (Terry Steinbach, 1992)
	.7 (Jose Canseco, 1989)
	.7 (Dave Henderson, 1988)
Game	.3 (10 times, last: Nick Swisher and Frank Thomas, 2006 Game 2)

Most Stolen Bases

Career	.14 (Rickey Henderson)
Series	.8 (Rickey Henderson, 1989)
Game	.4 (Rickey Henderson, 1989 Game 2)

INDIVIDUAL PITCHING

Most Games Won

Career	.6 (Dave Stewart)
Series	.2 (five times, last: Dave Stewart, 1990)

Most Games Lost

Career	.3 (Ken Holtzman)
Series	.2 (Mike Moore, 1992)
	.2 (Ken Holtzman, 1975)

Most Saves

Career 10 (Dennis Eckersley)
Series 4 (Dennis Eckersley, 1988)

Lowest Earned Run Average

Career (min. 10.0 ip) 0.40 (John Odom)
Series 0.00 (John Odom, 1972, 14.0 ip)

Most Games

Career 14 (Dennis Eckersley)
Series 4 (four times, last: Joe Kennedy, 2006)

Most Games Started

Career 8 (Dave Stewart)
Series 2 (11 times, last: Mike Moore and Dave Stewart, 1992)

Most Complete Games

Career 2 (Jim Hunter and Ken Holtzman)
Series 1 (seven times, last: Dave Stewart, 1992 Game 5)

Most Innings Pitched

Career 62.0 (Dave Stewart)
Series 16.2 (Dave Stewart, 1992)
Game 11.0 (Ken Holtzman, 1973 Game 3)

Most Hits

Career 44 (Dave Stewart)
Series 14 (Dave Stewart, 1992)
Game 9 (Esteban Loaiza, 2006 Game 2)
Game, Fewest 2 (Vida Blue, 1974 Game 3)

Most Runs

Career 16 (Vida Blue)
16 (Jim Hunter)
Series 9 (Mike Moore, 1992)
Game 7 (Esteban Loaiza, 2006 Game 2)

Most Earned Runs

Career 16 (Vida Blue)
16 (Jim Hunter)
Series 8 (Mike Moore, 1992)
8 (Vida Blue, 1973)
Game 7 (Esteban Loaiza, 2006 Game 2)

Most Walks

Career 17 (Dave Stewart)
Series 6 (four times, last: Dave Stewart, 1992)
Game 6 (Matt Keough, 1981 Game 3)
6 (Diego Segui, 1971 Game 3)

Most Strikeouts

Career 31 (Dave Stewart)
Series 11 (Dave Stewart, 1988)
Game 8 (Vida Blue, 1971 Game 1)

Most Home Runs

Career 9 (Jim Hunter)
Series 4 (Jim Hunter, 1971)
Game 4 (Jim Hunter, 1971 Game 2)

TEAM GAME

Batting

At Bats 42 (1992 Game 4)
Runs 10 (1988 Game 3)
Runs, Inning 7 (1990 Game 1, 9th inn.)
Hits 15 (1988 Game 3)
Doubles 5 (1975 Game 2)
5 (1971 Game 1)
Triples 1 (six times, last: 1992 Game 2)
Home Runs 4 (1988 Game 3)
4 (1973 Game 2)
Home Runs, Inning 2 (four times, last: 1992 Game 1)
Home Runs, Back-to-Back
Joe Rudi and Sal Bando (1973 Game 2)
Mark McGwire and Terry Steinbach (1992 Game 1)
Total Bases 30 (1988 Game 3)
Extra Base Hits 7 (1988 Game 3)
Runs Batted In 10 (1988 Game 3)
Walks 11 (1974 Game 4)
Strikeouts 14 (1972 Game 3)
Stolen Bases 6 (1992 Game 2)
6 (1989 Game 2)

Pitching

Hits 19 (1981 Game 2)
Runs 13 (1981 Game 2)
Runs, Inning 7 (1981 Game 2, 4th inn.)
Earned Runs 13 (1981 Game 2)
Walks 9 (1971 Game 3)
Strikeouts 10 (2006 Game 4)
Home Runs 4 (1971 Game 2)

TEAM MISCELLANEOUS

Consecutive Wins 7 (Oct. 7, 1989 to Oct. 7, 1992)
Consecutive Losses 6 (Oct. 4, 1975 to Oct. 15, 1981)
Shutouts 4
1972 Game 2 (5-0; Odom)
1973 Game 5 (3-0; Hunter)
1974 Game 2 (5-0; Holtzman)
1974 Game 3 (1-0; Blue)
Longest Nine Inning Game 3:42 (1990 Game 2)
Longest Extra Inning Game 4:25 (1992 Game 4, 11 inn.)
Fastest Game 1:57 (1974 Game 3)
Extra Inning Games 4
1972 Game 1 (3-2, 11 inn.)
1972 Game 4 (3-4, 10 inn.)
1973 Game 3 (2-1, 11 inn.)
1992 Game 4 (6-7, 11 inn.)
Margin of Victory 8 (1990 Game 1, 9-1)
Margin of Defeat 10 (1981 Game 2, 3-13)
Largest Deficit Overcome to Win 5 (1988 Game 3)
Largest Deficit Surrendered to Lose 5 (1992 Game 4)
Left On Base, Game 12 (1990 Game 2)
Double Plays Turned, Game 4 (1975 Game 2)
Errors, Series 7 (1992)
Errors, Game 4 (1975 Game 1)

WORLD SERIES RECORDS

INDIVIDUAL BATTING

Highest Batting Average

Career (min. 25 pa)412 (Rickey Henderson)
Series (min. 10 pa)474 (Rickey Henderson, 1989)

Highest Slugging Percentage

Career (min. 25 pa)794 (Rickey Henderson)
Series (min. 10 pa)923 (Dave Henderson, 1989)

Highest On-Base Percentage

Career (min. 25 pa)487 (Rickey Henderson)
Series (min. 10 pa)591 (Mickey Cochrane, 1929)

Most Games Played

Career 20 (Frank Baker)
20 (Jack Barry)
20 (Eddie Collins)

Most At Bats

Career 82 (Frank Baker)
Series 31 (Bert Campaneris, 1973)
Game 6 (five times, last: Rickey Henderson, 1989 Game 4)

Most Runs

Career 15 (Frank Baker)
Series 7 (Frank Baker, 1911)
Game 4 (Carney Lansford, 1989 Game 3)

Most Hits

Career 31 (Frank Baker)
Series 9 (nine times, last: Rickey Henderson, 1989)
Game 4 (Dave Henderson, 1988 Game 4)
4 (Reggie Jackson, 1973 Game 2)
4 (Danny Murphy, 1911 Game 6)
Hitting Streak, Series 6 (Jimmie Foxx, Oct. 1-8, 1930)
Hitting Streak, Career
8 (Jimmie Foxx, October 1, 1930 to October 2, 1931)
8 (Jack Barry, October 17, 1911 to October 10, 1913)

Most Doubles

Career 9 (Jack Barry)
Series 4 (Jack Barry, 1911)
4 (Eddie Collins, 1910)
Game 2 (13 times, last: Rickey Henderson, 1990 Game 1)

Most Triples

Career 2 (Rickey Henderson)
2 (Eddie Collins)
Series 2 (Rickey Henderson, 1989)
2 (Eddie Collins, 1913)
Game 1 (14 times, last: Rickey Henderson, 1989 Game 4)

Most Home Runs

Career 6 (Al Simmons)
Series 4 (Gene Tenace, 1972)
Game 2 (Dave Henderson, 1989 Game 3)
2 (Gene Tenace, 1972 Game 1)
Grand Slams Jose Canseco, 1988 Game 1
Pinch Hit none
Inside The Park Mule Haas, 1929 Game 4
Leadoff Rickey Henderson, 1989 Game 4
Game Ending Mark McGwire, 1988 Game 3

Most RBI

Career 18 (Frank Baker)
Series 9 (Gene Tenace, 1972)
9 (Danny Murphy, 1910)
Game 4 (Dave Henderson, 1989 Game 3)
4 (Jose Canseco, 1988 Game 1)
4 (Al Simmons, 1929 Game 2)
4 (Wally Schang, 1913 Game 4)

Most Total Bases

Career 47 (Frank Baker)
Series 21 (Gene Tenace, 1972)
Game 10 (Dave Henderson, 1989 Game 3)

Most Extra Base Hits

Career 11 (Al Simmons)
Series 5 (Gene Tenace, 1972)
5 (Reggie Jackson, 1973)
Game 3 (Dave Henderson, 1989 Game 3)

Most Walks

Career 17 (Mickey Cochrane)
Series 11 (Gene Tenace, 1973)
Game 3 (Gene Tenace, 1973 Game 5)
3 (Gene Tenace, 1973 Game 2)
3 (Mickey Cochrane, 1929 Game 2)

Most Strikeouts

Career 17 (Sal Bando)
Series 9 (Dib Williams, 1931)
Game 3 (seven times, last: Dave Stewart, 1988 Game 1)

Most Stolen Bases

Career 10 (Eddie Collins)
Series 4 (Eddie Collins, 1910)
Game 2 (four times, last: Rickey Henderson, 1989 Game 3)

INDIVIDUAL PITCHING

Most Games Won

Career 6 (Chief Bender)
Series 3 (Jack Coombs, 1910)

Most Games Lost

Career 5 (Eddie Plank)
Series 2 (Dave Stewart, 1990)
2 (Storm Davis, 1988)
2 (George Earnshaw, 1931)
2 (Eddie Plank, 1905)

Most Saves

Career 6 (Rollie Fingers)
Series 2 (four times, last: Rollie Fingers, 1974)

Lowest Earned Run Average

Career (min 10.0 ip) 1.32 (Eddie Plank)
Series 0.00 (Darold Knowles, 1973, 6.1 ip)
0.00 (Lefty Grove, 1929, 6.1 ip)
0.00 (Rube Walberg, 1929, 6.1 ip)

Most Games

Career 16 (Rollie Fingers, 1973)
Series 7 (Darold Knowles, 1973)

POSTSEASON RECORDS

INDIVIDUAL BATTING

Highest Batting Average

Career (min. 50 pa)378 (Frank Baker, 1910-11, 13-14)
Season (min. 20 pa)450 (Frank Baker, 1913)
Single Series (min. 10 pa)545 (Tony Armas, 1981 ALDS)
.545 (Dwayne Murphy, 1981 ALDS)

Highest Slugging Percentage

Career (min. 50 pa)667 (Al Simmons, 1929-31)
Season (min. 20 pa)941 (Rickey Henderson, 1989)
Single Series (min. 10 pa)1.200 (Frank Thomas, 2006 ALDS)

Highest On-Base Percentage

Career (min. 50 pa)436 (Rickey Henderson, 1981, 89-90, 92)
Season (min. 20 pa)591 (Mickey Cochrane, 1929)
Single Series (min. 10 pa)611 (Marcus Semien, 2020 ALDS)

Most Games Played

Career39 (Sal Bando, 1971-75)
Season12 (12 times, last: seven players in 1973)

Most At Bats

Career144 (Bert Campaneris, 1971-75)
Season52 (Bert Campaneris, 1973)
Series31 (Bert Campaneris, 1973 WS)
Game6 (nine times, last: Coco Crisp, 2014 ALWC, 12 inn.)

Most Runs

Career23 (Rickey Henderson, 1981, 89-90, 92)
Season12 (Rickey Henderson, 1989)
Series8 (Rickey Henderson, 1989 ALCS)
Game4 (Carney Lansford, 1989 WS Game 3)

Most Hits

Career37 (Rickey Henderson, 1981, 89-90, 92)
Season16 (Bert Campaneris, 1973)
Series11 (Harold Baines, 1992 ALCS)
Game4 (11 times, last: Coco Crisp, 2013 ALDS Game 4)
Hitting Streak, Season8 (Bert Campaneris, Oct. 6-16, 1973)
8 (Rickey Henderson, October 4-28, 1989)
Hitting Streak, Career15 (Rickey Henderson, October 4,
1989-October 19, 1990)

Most Doubles

Career9 (Jack Barry, 1910-11, 13-14)
9 (Dave Henderson, 1988-90)
Season5 (Dave Henderson, 1989)
Series4 (four times, last: Marco Scutaro, 2006 ALDS)
Game2 (27 times, last: Coco Crisp, 2013 ALDS Game 3)

Most Triples

Career4 (Rickey Henderson, 1981, 89-90, 92)
Season3 (Rickey Henderson, 1989)
Series2 (Rickey Henderson, 1989 WS)
2 (Eddie Collins, 1913 WS)
Game1 (26 times, last: Coco Crisp, 2013 ALDS Game 4)

Most Home Runs

Career7 (Jose Canseco, 1988-90)
Season4 (Jose Canseco, 1988)
4 (Gene Tenace, 1972)
Series4 (Gene Tenace, 1972 WS)
Game2 (10 times, last: Ramón Laureano, 2020 ALDS Game 4)

Grand SlamsJose Canseco, 1988 WS Game 1
Pinch Hitnone
Inside The ParkMark Kotsay, 2006 ALDS Game 2
Ray Durham, 2002 ALDS Game 3
Mule Haas, 1929 WS Game 4
Leadoff4 times, last: Coco Crisp, 2012 ALDS Game 1
Game EndingMark McGwire, 1988 WS Game 3
Bert Campaneris, 1973 ALCS Game 3

Most RBI

Career18 (Frank Baker, 1910-11, 13-14)
18 (Jose Canseco, 1988-90)
Season10 (Gene Tenace, 1972)
Single Series9 (Gene Tenace, 1972 WS)
9 (Danny Murphy, 1910 WS)
Game5 (Brandon Moss, 2014 ALWC)

Most Total Bases

Career63 (Rickey Henderson, 1981, 89-90, 92)
Season32 (Rickey Henderson, 1989)
Single Series21 (Gene Tenace, 1972 WS)
Game10 (Dave Henderson, 1989 WS Game 3)
10 (Milton Bradley, 2006 ALCS Game 2)

Most Extra Base Hits

Career14 (Rickey Henderson, 1981, 89-90, 92)
Season8 (Dave Henderson, 1989)
8 (Rickey Henderson, 1989)
Single Series5 (four times, last: Ray Durham, 2002 ALDS)
Game3 (Dave Henderson, 1989 WS Game 3)

Most Walks

Career29 (Gene Tenace, 1971-75)
Season13 (Gene Tenace, 1973)
Single Series11 (Gene Tenace, 1973 WS)
Game3 (nine times, last: Coco Crisp, 2013 ALDS Game 1)

Most Strikeouts

Career31 (Gene Tenace, 1971-75)
Season14 (Dave Henderson, 1988)
Single Series13 (Brandon Moss, 2013 ALDS)
Game4 (Chris Davis, 2020 ALDS Game 4)
4 (Stephen Drew, 2012 ALDS Game 5)
4 (Ben Grieve, 2000 ALDS Game 5)

Most Stolen Bases

Career22 (Rickey Henderson, 1981, 89-90, 92)
Season11 (Rickey Henderson, 1989)
Single Series8 (Rickey Henderson, 1989 ALCS)
Game4 (Rickey Henderson, 1989 ALCS Game 2)

INDIVIDUAL PITCHING

Most Games Won

Career8 (Dave Stewart, 1988-90, 92)
Season4 (Dave Stewart, 1989)
Single Series3 (Jack Coombs, 1910 WS)

Most Games Lost

Career5 (Vida Blue, 1971-75)
5 (Eddie Plank, 1905, 10-11, 13-14)
Season2 (nine times, last: Jarrod Parker, 2012)
Single Series2 (seven times, last: Jarrod Parker, 2012 ALDS)

Most Saves

Career 11 (Dennis Eckersley, 1988-90, 92)
 Season 4 (Dennis Eckersley, 1988, 1989)
 Single Series 4 (Dennis Eckersley, 1988 ALCS)

Lowest Earned Run Average

Career (min. 20.0 ip) 1.13 (John Odom, 1972-74)
 Season (min. 10.0 ip) 0.71 (John Odom, 1972)
 Single Series 0.00 (John Odom, 1972 ALCS, 14.0 ip)

Most Games

Career 27 (Rollie Fingers, 1971-75)
 Season 9 (Rollie Fingers, 1972, 1973)
 Single Series 7 (Darrold Knowles, 1973 WS)

Most Games Started

Career 14 (Dave Stewart, 1988-90, 92)
 Season 4 (eight times, last: Dave Stewart, 1990)
 Single Series 3 (six times, last: Ken Holtzman, 1973 WS)

Most Complete Games

Career 9 (Chief Bender, 1905, 10-11, 13-14)
 Season 3 (Jack Coombs, 1910)
 3 (Chief Bender, 1911)
 Single Series 3 (Jack Coombs, 1910 WS)
 3 (Chief Bender, 1911 WS)

Most Innings Pitched

Career 105.1 (Dave Stewart, 1988-90, 92)
 Season 32.0 (Dave Stewart, 1989)
 Single Series 27.0 (Jack Coombs, 1910 WS)
 Game 11.0 (3 times, last: Ken Holtzman, 1973 ALCS Game 3)

Most Hits

Career 76 (Dave Stewart, 1988-90, 92)
 Season 28 (Lefty Grove, 1931)
 Single Series 28 (Lefty Grove, 1931 WS)
 Game 12 (Lefty Grove, 1931 WS Game 1)
 Game, Fewest ... 2 (3 times, last: Vida Blue, 1974 ALCS Game 3)

Most Runs

Career 31 (Vida Blue, 1971-75)
 Season 14 (Vida Blue, 1973)
 Single Series 11 (Tim Hudson, 2002 ALDS)
 Game 9 (Andy Coakley, 1905 WS Game 3)

Most Earned Runs

Career 31 (Vida Blue, 1971-75)
 Season 14 (Vida Blue, 1973)
 Single Series 10 (Storm Davis, 1988 WS)
 10 (Jack Coombs, 1910 WS)
 Game 7 (Esteban Loaiza, 2006 ALCS Game 2)

Most Walks

Career 30 (Dave Stewart, 1988-90, 92)
 Season 14 (Jack Coombs, 1910)
 Single Series 14 (Jack Coombs, 1910 WS)
 Game 9 (Jack Coombs, 1910 WS Game 2)

Most Strikeouts

Career 59 (Chief Bender, 1905, 10-11, 13-14)
 Season 23 (Dave Stewart, 1989)
 Single Series 20 (George Earnshaw, 1931 WS)
 20 (Chief Bender, 1911 WS)
 Game 13 (Howard Ehmke, 1929 WS Game 1)

Most Home Runs

Career 13 (Jim Hunter, 1971-74)
 Season 4 (five times, last: Jesús Luzardo, 2020)
 Single Series 4 (Jim Hunter, 1971 ALCS)
 Game 4 (Jim Hunter, 1971 ALCS Game 2)

TEAM GAME

Batting

At Bats 47 (2014 ALWC, 12 innings)
 47 (1973 WS Game 2)
 Runs 13 (1989 WS Game 3)
 13 (1911 WS Game 6)
 Runs, Inning 10 (1929 WS Game 4, 7th inn.)
 Hits 15 (three times, last: 1988 ALCS Game 3)
 Doubles 7 (1911 WS Game 4)
 Triples 3 (1973 WS Game 2)
 Home Runs 5 (2020 ALDS Game 3)
 5 (1989 WS Game 3)
 Home Runs, Inning 2 (10 times, last:
 2013 ALDS Game 3, 5th inn.)
 Home Runs, Back-to-Back 3 times, last:
 Ray Durham and Scott Hatteberg, 2002 ALDS Game 3
 Total Bases 31 (1989 WS Game 3)
 Extra Base Hits 7 (seven times, last: 2020 ALDS Game 3)
 Runs Batted In 12 (1989 WS Game 3)
 Walks 11 (1974 ALCS Game 4)
 Strikeouts 16 (2013 ALDS Game 1)
 Stolen Bases 6 (1992 ALCS Game 2)
 6 (1989 ALCS Game 2)

Pitching

Hits 19 (1981 ALCS Game 2)
 Runs 13 (1981 ALCS Game 2)
 Runs, Inning 7 (3 times, last: 2002 Game 4, 4th inn.)
 Earned Runs 13 (1981 ALCS Game 2)
 Walks 9 (1971 ALCS Game 3)
 9 (1910 WS Game 2)
 Strikeouts 14 (1972 WS Game 3)
 Home Runs 4 (2020 ALDS Game 4)
 4 (2019 ALWC)
 4 (1971 ALCS Game 2)

TEAM MISCELLANEOUS

Consecutive Wins 10 (October 7, 1989-October 10, 1990)
 Consecutive Losses ... 6 (October 8, 2013-September 29, 2020)
 6 (October 10, 2006-October 7, 2012)
 Shutouts 12 times, last:
 2013 ALDS Game 2 (1-0; Gray, Balfour)
 Longest Nine Inning Game 4:13 (2001 ALDS Game 4)
 Longest Extra Inning Game 4:45 (2014 ALWC, 12 inn.)
 Fastest Game 1:35 (1905 WS Game 5)
 Extra Inning Games 15 times, last: 2014 ALWC (8-9, 12 inn.)
 Margin of Victory 11 (1911 WS Game 6, 13-2)
 Margin of Defeat 10 (1981 ALCS Game 2, 3-13)
 Largest Deficit Overcome to Win 8 (1929 WS Game 4)
 Largest Lead Surrendered to Lose 5 (1992 ALCS Game 4)
 Left On Base, Game ... 12 (five times, last: 2020 ALWC Game 3)
 Double Plays Turned, Game 4 (3 times, last: 1975 ALCS Game 2)
 Errors, Series 11 (1910, 1911)
 Errors, Game 5 (1973 WS Game 2)
 5 (1911 WS Game 6)

POSTSEASON CAREER LEADERS

INDIVIDUAL BATTING

Batting Average (min. 50 pa)

1. Frank Baker.....	.378
2. Harold Baines.....	.370
3. Eddie Collins.....	.347
4. Jimmie Foxx.....	.344
5. Rickey Henderson.....	.333
Al Simmons.....	.333

At Bats

1. Bert Campaneris.....	144
2. Sal Bando.....	142
3. Joe Rudi.....	140
4. Reggie Jackson.....	118
5. Mark McGwire.....	114

Triples

1. Rickey Henderson.....	4
2. Eddie Collins.....	2
3. 19 players tied.....	1

Extra Base Hits

1. Rickey Henderson.....	14
2. Reggie Jackson.....	13
Dave Henderson.....	13
4. Sal Bando.....	12
5. Al Simmons.....	11

Slugging Pct. (min. 50 pa)

1. Al Simmons.....	.667
2. Jimmie Foxx.....	.609
3. Frank Baker.....	.573
4. Rickey Henderson.....	.568
5. Harold Baines.....	.565

Runs

1. Rickey Henderson.....	23
2. Sal Bando.....	20
3. five players tied.....	15

Home Runs

1. Jose Canseco.....	7
2. Al Simmons.....	6
3. Sal Bando.....	5
Reggie Jackson.....	5
5. seven players tied.....	4

Walks

1. Gene Tenace.....	29
2. Rickey Henderson.....	20
3. Jose Canseco.....	17
Mickey Cochrane.....	17
5. two players tied.....	16

On-Base Pct. (min. 50 pa)

1. Rickey Henderson.....	.436
2. Jimmie Foxx.....	.425
3. Harold Baines.....	.408
4. Mickey Cochrane.....	.408
5. Frank Baker.....	.402

Hits

1. Rickey Henderson.....	37
2. Joe Rudi.....	36
3. Bert Campaneris.....	35
4. Sal Bando.....	34
Carney Lansford.....	34

Runs Batted In

1. Jose Canseco.....	18
Frank Baker.....	18
3. Al Simmons.....	17
4. three players tied.....	15

Strikeouts

1. Gene Tenace.....	31
2. Sal Bando.....	29
3. Reggie Jackson.....	27
Dave Henderson.....	27
Mark McGwire.....	27

Games

1. Sal Bando.....	39
2. Joe Rudi.....	38
3. Gene Tenace.....	37
4. Bert Campaneris.....	36
Dick Green.....	36

Doubles

1. Dave Henderson.....	9
Jack Barry.....	9
3. five players tied.....	7

Total Bases

1. Rickey Henderson.....	63
2. Sal Bando.....	57
3. Reggie Jackson.....	56
4. Joe Rudi.....	53
5. Bert Campaneris.....	50

Stolen Bases

1. Rickey Henderson.....	22
2. Bert Campaneris.....	10
Eddie Collins.....	10
4. Willie Wilson.....	7
5. Jose Canseco.....	5

INDIVIDUAL PITCHING

Wins

1. Dave Stewart.....	8
2. Jim Hunter.....	7
3. Chief Bender.....	6
Ken Holtzman.....	6
5. five players tied.....	4

ERA (min. 20 ip)

1. John Odom.....	1.13
2. Eddie Plank.....	1.32
3. George Earnshaw.....	1.58
4. Lefty Grove.....	1.75
5. Rollie Fingers.....	2.22

Complete Games

1. Chief Bender.....	9
2. Eddie Plank.....	6
3. George Earnshaw.....	5
4. Jack Coombs.....	4
Lefty Grove.....	4

Strikeouts

1. Chief Bender.....	59
2. George Earnshaw.....	56
3. Dave Stewart.....	55
4. Jim Hunter.....	49
5. Vida Blue.....	47

Losses

1. Eddie Plank.....	5
Vida Blue.....	5
3. Chief Bender.....	4
Rollie Fingers.....	4
Ken Holtzman.....	4

Games

1. Rollie Fingers.....	27
2. Dennis Eckersley.....	20
3. Rick Honeycutt.....	18
4. Vida Blue.....	17
5. Jim Hunter.....	14
Dave Stewart.....	14

Innings Pitched

1. Dave Stewart.....	105.1
2. Jim Hunter.....	88.1
3. Chief Bender.....	85.0
4. Ken Holtzman.....	70.1
5. Vida Blue.....	64.2

Winning Pct. (min. 3 dec)

1. Jack Coombs.....	1.000 (4-0)
2. Jim Hunter.....	.778 (7-2)
3. John Odom.....	.750 (3-1)
4. Dave Stewart.....	.727 (8-3)
5. Lefty Grove.....	.714 (5-2)

Saves

1. Dennis Eckersley.....	11
2. Rollie Fingers.....	8
3. Jason Isringhausen.....	3
4. Vida Blue.....	2
Grant Balfour.....	2
Darold Knowles.....	2
Huston Street.....	2

Games Started

1. Dave Stewart.....	14
2. Jim Hunter.....	12
Ken Holtzman.....	12
4. Chief Bender.....	10
Vida Blue.....	10

Walks

1. Dave Stewart.....	30
2. Jim Hunter.....	26
3. Vida Blue.....	23
4. Chief Bender.....	21
5. Jack Coombs.....	20

POSTSEASON SINGLE GAME BESTS

INDIVIDUAL BATTING

Runs

- 4 Carney Lansford, 1989 WS Game 3 at San Francisco
- 3 10 times, last: Coco Crisp, 2013 ALDS Game 4 at Det.

Hits

- 4 Coco Crisp, 2013 ALDS Game 4 at Detroit
- 4 Milton Bradley, 2006 ALCS Game 2 vs. Detroit
- 4 Jason Giambi, 2001 ALDS Game 5 at New York
- 4 Miguel Tejada, 2001 ALDS Game 4 vs. New York
- 4 Johnny Damon, 2001 ALDS Game 1 at New York
- 4 Jerry Browne, 1992 ALCS Game 5 vs. Toronto
- 4 Dave Henderson, 1988 WS Game 4 vs. Los Angeles
- 4 Tony Armas, 1981 ALDS Game 2 at Kansas City
- 4 Sal Bando, 1975 ALCS Game 2 at Boston
- 4 Reggie Jackson, 1973 WS Game 2 vs. New York
- 4 Danny Murphy, 1911 WS Game 6 vs. New York

Doubles

- 2 27 times, last: Coco Crisp, 2013 ALDS Game 3 at Det.

Triples

- 1 26 times, last: Coco Crisp, 2013 ALDS Game 4 at Det.

Home Runs

- 2 Ramón Laureano, 2020 ALDS Game 4 vs. Houston*
- 2 Brandon Moss, 2014 ALWC at Kansas City
- 2 Milton Bradley, 2006 ALCS Game 2 vs. Detroit
- 2 Frank Thomas, 2006 ALDS Game 1 at Minnesota
- 2 Terrence Long, 2001 ALDS Game 1 at New York
- 2 Dave Henderson, 1989 WS Game 3 at San Francisco
- 2 Rickey Henderson, 1989 ALCS Game 4 at Toronto
- 2 Sal Bando, 1973 ALCS Game 2 at Baltimore
- 2 Gene Tenace, 1972 WS Game 1 at Cincinnati
- 2 Reggie Jackson, 1971 ALCS Game 3 vs. Baltimore

INDIVIDUAL PITCHING

Innings Pitched

- 11.0 Ken Holtzman, 1973 ALCS Game 3 vs. Baltimore
- 11.0 Joe Bush, 1914 WS Game 3 at Boston
- 11.0 Jack Coombs, 1911 WS Game 3 at New York
- 10.0 Eddie Plank, 1913 WS Game 2 vs. New York
- 9.2 Chief Bender, 1910 WS Game 4 at Chicago

Hits

- 12 Lefty Grove, 1931 WS Game 1 at St. Louis
- 11 Lefty Grove, 1931 WS Game 3 vs. St. Louis
- 11 Chief Bender, 1913 WS Game 1 at New York
- 10 four times, last: Bartolo Colón, 2013 ALDS Game 1 vs. Detroit

Runs

- 9 Andy Coakley, 1905 WS Game 3 vs. New York
- 7 Esteban Loaiza, 2006 ALCS Game 2 vs. Detroit
- 7 Tim Hudson, 2002 ALDS Game 4 at Minnesota
- 6 10 times, last: Jon Lester, 2014 ALWC at Kansas City

Runs Batted In

- 5 Brandon Moss, 2014 ALWC at Kansas City
- 4 Ramón Laureano, 2020 ALDS Game 4 vs. Houston*
- 4 Chad Pinder, 2020 ALDS Game 3 vs. Houston*
- 4 Milton Bradley, 2006 ALCS Game 2 vs. Detroit
- 4 Marco Scutaro, 2006 ALDS Game 3 vs. Minnesota
- 4 Dave Henderson, 1989 WS Game 3 at San Francisco
- 4 Rickey Henderson, 1989 ALCS Game 4 at Toronto
- 4 Jose Canseco, 1988 WS Game 1 at Los Angeles
- 4 Al Simmons, 1929 WS Game 2 at Chicago
- 4 Wally Schang, 1913 WS Game 4 vs. New York

Total Bases

- 10 Milton Bradley, 2006 ALCS Game 2 vs. Detroit
- 10 Dave Henderson, 1989 WS Game 3 at San Francisco
- 9 Frank Thomas, 2006 ALDS Game 1 at Minnesota
- 9 Reggie Jackson, 1971 ALCS Game 3 vs. Baltimore
- 8 seven times, last: Ramón Laureano, 2020 ALDS Game 4 vs. Houston*

Extra Base Hits

- 3 Dave Henderson, 1989 WS Game 3 at San Francisco
- 2 48 times, last: Ramón Laureano, 2020 ALDS Game 4 vs. Houston*

Walks

- 3 nine times, last: Coco Crisp, 2013 ALDS Game 1 vs. Detroit

Strikeouts

- 4 Khris Davis, 2020 ALDS Game 4 vs. Houston*
- 4 Stephen Drew, 2012 ALDS Game 5 vs. Detroit
- 4 Ben Grieve, 2000 ALDS Game 5 vs. New York
- 3 35 times, last: Chad Pinder, 2020 ALDS Game 4 vs. Houston*

Stolen Bases

- 4 Rickey Henderson, 1989 ALCS Game 2 vs. Toronto
- 3 Willie Wilson, 1992 ALCS Game 2 at Toronto
- 2 13 times, last: Yoenis Céspedes, 2012 ALDS Game 2 at Detroit

*indicates game at Dodger Stadium

Walks

- 9 Jack Coombs, 1910 WS Game 2 vs. Chicago
- 6 Matt Keough, 1981 ALCS Game 3 vs. New York
- 6 Diego Segui, 1971 ALCS Game 3 vs. Baltimore
- 5 five times, last: Rich Harden, 2006 ALCS Game 3 at Detroit

Strikeouts

- 13 Howard Ehmke, 1929 WS Game 1 at Chicago
- 11 John Odum, 1972 WS Game 3 vs. Cincinnati
- 11 Chief Bender, 1911 WS Game 1 at New York
- 10 George Earnshaw, 1929 WS Game 3 vs. Chicago
- 9 five times, last: Sonny Gray, 2013 ALDS Game 2 vs. Detroit

POSTSEASON SERIES YEAR-BY-YEAR RECAP

1905 WORLD SERIES

The A's make their first appearance in the World Series and lose to the New York Giants, four games to one. Three of the losses come against Christy Mathewson who tosses three complete game shutouts. The A's collect just 25 hits in the series for a .161 batting average and score just three runs. Topsy Hartsel paces the A's offense with a .294 batting average and Bris Lord has the only two RBI. The A's use three pitchers in the Series and all toss complete games. Chief Bender makes two starts and has a 1.06 ERA.

The A's lose the first game in Philadelphia, 3-0, as Mathewson tosses a four-hit shutout. Chief Bender returns the favor in the second game of the series as he tosses a four-hit shutout and strikes out nine in a 3-0 A's win at New York. Lord has RBI singles in the third and eighth innings. Mathewson tosses a four-hit shutout in the Giants 9-0 win in Game 3 and Joe McGinnity blanks the A's on five hits in a 1-0 win in Game 4. Eddie Plank allows just four hits in Game 4 and the only run of the game is unearned after a Monte Cross error. Mathewson tossed a six-hit shutout in Game 5 as the Giants clinch the series with a 2-0 win.

FINAL STATISTICS

PLAYER	AVG	G	AB	R	H	TB	2B	3B	HR	RBI	SH	SF	HP	BB	IBB	SO	SB	CS	DP	E	SLG	OBP
Bender	.000	2	5	0	0	0	0	0	0	0	1	0	0	0	-	1	0	0	0	0	.000	.000
Coakley	.000	1	2	0	0	0	0	0	0	0	0	0	1	0	-	1	0	0	0	0	.000	.333
Cross, L.	.105	5	19	0	2	2	0	0	0	0	0	0	0	1	-	1	0	0	0	1	.105	.150
Cross, M.	.176	5	17	0	3	3	0	0	0	0	0	0	0	0	-	7	0	1	0	2	.176	.176
Davis	.200	5	20	0	4	5	1	0	0	0	0	0	0	0	-	1	0	0	0	0	.250	.200
Hartsel	.294	5	17	1	5	6	1	0	0	0	1	0	0	2	-	1	2	0	0	1	.353	.368
Hoffman	.000	1	1	0	0	0	0	0	0	0	0	0	0	0	-	1	0	0	0	0	.000	.000
Lord	.100	5	20	0	2	2	0	0	0	2	0	0	0	0	-	5	0	0	0	0	.100	.100
Murphy	.188	5	16	0	3	4	1	0	0	0	1	0	0	0	-	2	0	1	1	4	.250	.188
Plank	.167	2	6	0	1	1	0	0	0	0	0	0	0	0	-	2	0	0	1	0	.167	.167
Powers	.143	3	7	0	1	2	1	0	0	0	0	0	0	0	-	0	0	0	0	0	.286	.143
Schreckengost	.222	3	9	2	2	3	1	0	0	0	0	0	0	0	-	0	0	0	0	0	.333	.222
Seybold	.125	5	16	0	2	2	0	0	0	0	0	0	0	2	-	3	0	0	0	0	.125	.222
TOTALS	.161	5	155	3	25	30	5	0	0	2	3	0	1	5	-	25	2	2	2	8	.194	.193

PITCHER	W	L	ERA	G	GS	CG	GF	SHO	SV	IP	H	R	ER	HR	HB	BB	IBB	SO	WP	BK	AVG
Bender	1	1	1.06	2	2	2	0	1	-	17.0	9	2	2	0	0	6	-	13	0	0	.161
Coakley	0	1	2.00	1	1	1	0	0	-	9.0	8	9	2	0	1	5	-	2	0	0	.235
Plank	0	2	1.59	2	2	2	0	0	-	17.0	14	4	3	0	1	4	-	11	1	0	.222
TOTALS	1	4	1.47	5	5	5	0	1	-	43.0	31	15	7	0	2	15	-	26	1	0	.203

[Results and Boxscores](#)

1910 WORLD SERIES

The A's win their first World Series and use just two pitchers to defeat the Chicago Cubs, four games to one. Jack Coombs wins three of the games and posts a 3.33 ERA while Chief Bender is 1-1 with a 1.93 ERA. Eddie Collins paces the A's offense with a .429 batting average and four doubles and Frank Baker hits .409. Danny Murphy connects for the only home run of the series and leads the A's with nine RBI. The A's hit .316 and score 35 runs in the five games while the two pitchers combine for a 2.76 ERA and allow 15 runs.

The A's win the first two games in Philadelphia as Bender tosses a three-hitter in Game 1 and strikes out eight in a 4-1 win while Baker has three hits and two RBI. Coombs allows eight hits and nine walks in Game 2 but the Cubs strand 14 in a 9-3 A's win. Eddie Collins has three of the A's 14 hits and all nine Athletics collect at least one hit. The series moves to Chicago for Game 3 and Coombs comes back on one day of rest and defeats the Cubs, 12-5, collecting three hits and three RBI. Harry Davis and Jack Berry add three hits each and Barry and Murphy have three RBI. Bender suffers the A's only loss in Game 4 when the Cubs win 4-3 in 10 innings. The A's have a 3-2 lead entering the ninth but the Cubs score once in the ninth and once in the 10th for the win. The A's wrap up the series with a 7-2 win in Game 5 as Coombs picks up his third win of the series. Collins has three hits and the A's score five times in the eighth to break open a 2-1 game.

FINAL STATISTICS

PLAYER	AVG	G	AB	R	H	TB	2B	3B	HR	RBI	SH	SF	HP	BB	IBB	SO	SB	CS	DP	E	SLG	OBP
Baker	.409	5	22	6	9	12	3	0	0	4	0	0	0	2	-	1	0	3	0	3	.545	.458
Barry	.235	5	17	3	4	6	2	0	0	3	2	0	1	1	-	3	0	0	1	0	.353	.316
Bender	.333	2	6	1	2	2	0	0	0	1	0	0	0	1	-	1	0	0	0	0	.333	.429
Collins	.429	5	21	5	9	13	4	0	0	3	1	0	0	2	-	0	4	2	0	1	.619	.478
Coombs	.385	3	13	0	5	6	1	0	0	3	0	0	0	0	-	3	0	0	1	2	.462	.385
Davis	.353	5	17	5	6	9	3	0	0	2	2	0	1	3	-	4	0	0	0	3	.529	.476
Hartsel	.200	1	5	2	1	1	0	0	0	0	0	0	0	0	-	1	2	0	0	0	.200	.200
Lapp	.250	1	4	0	1	1	0	0	0	1	0	0	0	0	-	2	0	0	0	0	.250	.250
Lord	.182	5	22	3	4	6	2	0	0	1	1	0	0	1	-	3	0	1	0	0	.273	.217
Murphy	.350	5	20	6	7	13	3	0	1	9	1	0	0	1	-	0	1	0	0	0	.650	.381
Strunk	.278	4	18	2	5	8	1	1	0	2	0	0	0	2	-	5	0	1	0	1	.444	.350
Thomas	.250	4	12	2	3	3	0	0	0	1	0	0	0	4	-	1	0	0	1	1	.250	.438
Totals	.316	5	177	35	56	80	19	1	1	30	7	0	2	17	-	24	7	7	3	11	.452	.383

PITCHER	W	L	ERA	G	GS	CG	GF	SHO	SV	IP	H	R	ER	HR	HB	BB	IBB	SO	WP	BK	AVG
Bender	1	1	1.93	2	2	2	0	0	-	18.2	12	5	4	0	0	4	-	14	0	0	.194
Coombs	3	0	3.33	3	3	3	0	0	-	27.0	23	10	10	0	0	18	-	31	1	0	.240
Totals	4	1	2.76	5	5	5	0	0	-	45.2	35	15	14	0	0	18	-	31	1	0	.222

[Results and Boxscores](#)

1911 WORLD SERIES

The A's win their second consecutive World Championship as they defeat the New York Giants, four games to two. The A's pitching staff, which consists of Chief Bender, Jack Coombs and Eddie Plank, allows just 13 runs in the series for a 1.29 ERA. Bender goes 2-1 with a 1.04 ERA, Coombs is 1-0 with a 1.35 ERA and Plank is 1-1 with a 1.86 ERA. Frank "Home Run" Baker earns his nickname as he paces the A's offense with a .375 batting average, two home runs and five RBI. Jack Barry hits .368 and the A's offense hits .244 with 27 runs scored in the six games.

The A's lose Game 1 at New York by a 2-1 score as Bender strikes out 11 in eight innings in a complete game effort but loses to Christy Mathewson who tosses a six-hitter. The A's then win each of the next three games, beginning with a 3-1 win at Philadelphia in Game 2. Plank tosses a five-hitter and Baker breaks a 1-1 tie with a two-run home run in the sixth inning. Game 3 lasts 11 innings at New York and the A's are 3-2 winners. Trailing 1-0 entering the ninth inning, Baker homers to tie the game and the A's score two in the 11th for the win. Coombs goes the distance, allowing just three hits in 11 innings. The series is delayed for seven days because of rain but it resumes with a 4-2 A's win in Philadelphia in Game 4. Bender tosses a seven-hitter, Barry has three hits and Eddie Collins, Danny Murphy and Baker have two hits each. The A's lead 3-0 after six innings in Game 5 but the Giants score once in the bottom of the seventh, twice in the ninth and once in the 10th for the win. The A's then wrap up the series with a 13-2 win at Philadelphia, scoring seven times in the seventh inning. Murphy has four hits, Bris Lord adds three and Bender tosses a four-hitter.

FINAL STATISTICS

PLAYER	AVG	G	AB	R	H	TB	2B	3B	HR	RBI	SH	SF	HP	BB	IBB	SO	SB	CS	DP	E	SLG	OBP
Baker	.375	6	24	7	9	17	2	0	2	5	0	0	0	1	-	5	0	1	0	2	.708	.400
Barry	.368	6	19	2	7	11	4	0	0	2	2	1	0	0	-	2	2	1	0	3	.579	.350
Bender	.091	3	11	0	1	1	0	0	0	0	0	0	0	0	-	1	0	0	0	0	.091	.091
Collins	.286	6	21	4	6	7	1	0	0	1	2	0	0	2	-	3	2	0	0	4	.333	.348
Coombs	.250	2	8	1	2	2	0	0	0	0	0	0	0	0	-	0	0	0	0	0	.250	.250
Davis	.208	6	24	3	5	6	1	0	0	5	0	0	0	0	-	3	0	1	0	0	.250	.208
Lapp	.250	2	8	1	2	2	0	0	0	0	0	0	0	0	-	1	0	0	0	0	.250	.250
Lord	.185	6	27	2	5	7	2	0	0	1	0	0	0	0	-	5	0	0	0	0	.259	.185
McInnis	—	1	0	0	0	0	0	0	0	0	0	0	0	0	-	0	0	0	0	0	—	—
Murphy	.304	6	23	4	7	10	3	0	3	1	0	0	0	0	-	3	0	2	0	1	.435	.304
Oldring	.200	6	25	2	5	10	2	0	1	3	2	0	0	0	-	4	0	0	0	1	.400	.200
Plank	.000	2	3	0	0	0	0	0	0	0	0	0	0	0	-	2	0	0	0	0	.000	.000
Strunk	—	1	0	0	0	0	0	0	0	0	0	0	0	0	-	0	0	0	0	0	—	—
Thomas	.083	4	12	1	1	1	0	0	0	1	0	1	0	1	-	2	0	1	0	0	.083	.143
Totals	.244	6	205	27	50	74	15	0	3	21	7	2	0	4	-	31	4	6	0	11	.361	.256

PITCHER	W	L	ERA	G	GS	CG	GF	SHO	SV	IP	H	R	ER	HR	HB	BB	IBB	SO	WP	BK	AVG
Bender	2	1	1.04	3	3	3	0	0	-	26.0	16	6	3	0	1	8	-	20	1	0	.172
Coombs	1	0	1.35	2	2	1	0	0	-	20.0	11	5	3	0	1	6	-	16	0	0	.175
Plank	1	1	1.86	2	1	1	1	0	-	9.2	6	2	2	0	1	0	-	8	0	0	.182
Totals	4	2	1.29	6	6	5	1	0	-	55.2	33	13	8	0	3	14	-	44	1	0	.175

[Results and Boxscores](#)

1913 WORLD SERIES

The A's win their third World Championship over a four-year span as they defeat the New York Giants, four games to one. The A's use just three pitchers in the series with all going the distance, including Chief Bender, who wins Games 1 and 4, and Eddie Plank, who posts a 1-1 record and a 0.95 ERA. Frank Baker paces the A's offense with a .450 batting average and matches Wally Schang for the team lead with seven RBI. Eddie Collins hits .421 and steals three bases.

Bender allows 11 hits in Game 1 at New York, but the A's defeat the Giants, 6-4. Collins goes 3 for 3 and scores three runs and Baker is 3 for 4 with three RBI, including a two-run home run. The A's lone loss comes in a Game 2 at Philadelphia, a 3-0 decision in 10 innings. Plank tosses nine shutout innings before allowing three runs in the top of the 10th, while Christy Mathewson blanks the A's on eight hits. The series returns to Philadelphia for Game 3 and the A's score five times in the first two innings en route to an 8-2 win. Collins has his second three-hit game of the series and drives in three runs and Joe Bush tosses a five-hitter. The A's take a 6-0 lead into the seventh inning of Game 4 at Philadelphia and hold on to win 6-5. Jack Barry has three hits and Schang goes 2-for-2 with four RBI. The A's then clinch the series at New York with a 3-1 win in Game 5 as Plank tosses a two-hitter, allowing just one unearned run in the fifth inning. The A's score early again as Baker has a sacrifice fly in the first inning and a RBI single in the A's two-run third.

FINAL STATISTICS

PLAYER	AVG	G	AB	R	H	TB	2B	3B	HR	RBI	SH	SF	HP	BB	IBB	SO	SB	CS	DP	E	SLG	OBP
Baker	.450	5	20	2	9	12	0	0	1	7	0	1	0	0	-	2	1	1	0	1	.600	.429
Barry	.300	5	20	3	6	9	3	0	0	1	0	0	0	0	-	0	0	0	0	1	.450	.300
Bender	.000	2	8	0	0	0	0	0	0	1	0	0	0	0	-	1	0	0	0	0	.000	.000
Bush	.250	1	4	0	1	1	0	0	0	0	0	0	0	0	-	1	0	0	0	0	.250	.250
Collins	.421	5	19	5	8	12	0	2	0	3	2	0	0	1	-	2	3	0	0	1	.632	.450
Lapp	.250	1	4	0	1	1	0	0	0	0	0	0	0	0	-	1	0	0	0	0	.250	.250
McInnis	.118	5	17	1	2	3	1	0	0	2	2	1	0	0	-	2	0	0	0	0	.176	.111
Murphy	.227	5	22	2	5	5	0	0	0	0	0	0	2	-	0	0	1	0	0	.227	.292	
Oldring	.273	5	22	5	6	8	0	1	0	0	0	0	0	0	-	1	1	0	0	.364	.273	
Plank	.143	2	7	0	1	1	0	0	0	0	0	0	0	0	-	0	0	0	0	1	.143	.143
Schang	.357	4	14	2	5	10	0	1	1	7	0	0	0	2	-	4	0	0	0	1	.714	.438
Strunk	.118	5	17	3	2	2	0	0	0	1	0	0	2	-	2	0	0	0	0	0	.118	.211
Totals	.264	5	174	23	46	64	4	4	2	21	5	2	0	7	-	16	5	2	0	5	.368	.290

PITCHER	W	L	ERA	G	GS	CG	GF	SHO	SV	IP	H	R	ER	HR	HB	BB	IBB	SO	WP	BK	AVG
Bender	2	0	4.00	2	2	2	0	0	-	18.0	19	9	8	1	1	1	-	9	0	0	.271
Bush	1	0	1.00	1	1	1	0	0	-	9.0	5	2	1	0	1	4	-	3	0	0	.172
Plank	1	1	0.95	2	2	2	0	0	-	19.0	9	4	2	0	1	3	-	7	0	0	.138
Totals	4	1	2.15	5	5	5	0	0	-	46.0	33	15	11	1	3	8	-	19	0	0	.201

[Results and Boxscores](#)

1914 WORLD SERIES

The A's return to the World Series for the fourth time in five years but are swept in four games by the Boston Braves. The pitching staff posts a 3.41 ERA in the series, including 1.00 by Eddie Plank. The offense is held to a .172 batting average and scores just six runs in the four games. Frank Baker leads the A's with four hits in the series.

The A's drop a 7-1 decision in Game 1 at Philadelphia as Dick Rudolph limits the A's to an unearned run in the second inning. Chief Bender takes the loss, allowing six runs in 5.1 innings. Bill James shuts out the A's 1-0 in Game 2, yielding just two hits. The game is scoreless over the first eight innings before Plank allows a Les Mann RBI single with two outs in the top of the ninth. The series moves to Boston for Game 3, a 5-4 A's loss in 12 innings. The score is tied at 2-2 when Frank Baker delivers a two-run single in the top of the 10th inning. Joe Bush, who goes the distance for the A's, then allows two runs in the bottom of the 10th. Bush takes the loss when his own throwing error on a Herbie Moran sacrifice bunt attempt in the 12th allows the winning run to score. The A's then drop a 3-1 decision in Game 4 as Rudolph again holds the A's to just one run. Starting pitcher Bob Shawkey allows three runs in 5.0 innings for the loss.

FINAL STATISTICS

PLAYER	AVG	G	AB	R	H	TB	2B	3B	HR	RBI	SH	SF	HP	BB	IBB	SO	SB	CS	DP	E	SLG	OBP
Baker	.250	4	16	0	4	6	2	0	0	2	0	0	0	1	-	3	0	0	1	0	.375	.294
Barry	.071	4	14	1	1	1	0	0	0	0	0	0	0	1	-	3	1	0	0	1	.071	.133
Bender	.000	1	2	0	0	0	0	0	0	0	0	0	0	0	-	0	0	0	0	0	.000	.000
Bush	.000	1	5	0	0	0	0	0	0	0	0	0	0	0	-	2	0	0	0	1	.000	.000
Collins	.214	4	14	0	3	3	0	0	0	1	0	1	0	2	-	1	1	0	0	0	.214	.294
Lapp	.000	1	1	0	0	0	0	0	0	0	0	0	0	0	-	0	0	0	0	0	.000	.000
McInnis	.143	4	14	2	2	3	1	0	0	0	0	0	0	3	-	3	0	0	0	0	.214	.294
Murphy	.188	4	16	2	3	5	2	0	0	0	0	0	0	2	-	2	0	1	1	0	.313	.278
Oldring	.067	4	15	0	1	1	0	0	0	0	2	0	0	0	-	5	0	1	0	0	.067	.067
Pennock	.000	1	1	0	0	0	0	0	0	0	0	0	0	0	-	0	0	0	0	0	.000	.000
Plank	.000	1	2	0	0	0	0	0	0	0	0	0	0	0	-	1	0	0	0	0	.000	.000
Schang	.167	4	12	1	2	3	1	0	0	0	0	0	0	1	-	4	0	1	0	1	.250	.231
Shawkey	.500	1	2	0	1	2	1	0	0	1	0	0	0	0	-	1	0	0	0	0	1.000	.500
Strunk	.286	2	7	0	2	2	0	0	0	0	0	0	0	0	-	2	0	0	0	0	.286	.286
Walsh	.333	3	6	0	2	3	1	0	0	1	0	0	0	3	-	1	0	0	0	0	.500	.556
Wyckoff	1.000	1	1	0	1	2	1	0	0	0	0	0	0	0	-	0	0	0	0	0	2.000	1.000
Totals	.172	4	128	6	22	31	9	0	0	5	2	1	0	13	-	28	2	3	2	3	.242	.246

PITCHER	W	L	ERA	G	GS	CG	GF	SHO	SV	IP	H	R	ER	HR	HB	BB	IBB	SO	WP	BK	AVG
Bender	0	1	10.13	1	1	0	0	0	-	5.1	8	6	6	0	0	2	-	3	0	0	.381
Bush	0	1	3.27	1	1	1	0	0	-	11.0	9	5	4	1	0	4	-	4	0	0	.225
Pennock	0	0	0.00	1	0	0	1	0	-	3.0	2	0	0	0	0	2	-	3	0	0	.200
Plank	0	1	1.00	1	1	1	0	0	-	9.0	7	1	1	0	1	4	-	6	0	0	.212
Shawkey	0	1	3.60	1	1	0	0	0	-	5.0	4	3	2	0	0	2	-	0	0	0	.222
Wyckoff	0	0	2.45	1	0	0	1	0	-	3.2	3	1	1	0	0	1	-	2	0	0	.231
Totals	0	4	3.41	4	4	2	2	0	-	37.0	33	16	14	1	1	15	-	18	0	0	.244

[Results and Boxscores](#)

1929 WORLD SERIES

The A's return to the World Series for the first time in 15 years and win their fourth World Championship, besting the Chicago Cubs four games to one. The pitching staff posts a 2.40 ERA, including 1.42 by Howard Ehmke. The offense hits .281 and scores 26 runs in the five-game series. Jimmy Dykes hits .421 and Mickey Cochrane adds a .400 batting average. Jimmie Foxx, Mule Haas and Al Simmons all hit two home runs each.

Ehmke strikes out 13 and tosses an eight-hitter in the opener as the A's win 3-1 at Chicago. Foxx breaks a scoreless tie with a solo home run in the seventh inning and the A's have a 3-0 lead before Ehmke allows an unearned run in the bottom of the ninth. In Game 2, Simmons drives in four runs and Foxx is 3-for-5 with three RBI and his second home run in a 9-3 victory. The series moves to Philadelphia for Game 3 when the A's lose their only game of the series, 3-1. George Earnshaw goes the distance and strikes out 10, after tossing 4.2 innings two days earlier. The A's fall behind 8-0 in Game 4 before scoring 10 times in the bottom of the seventh inning to win, 10-8. Haas and Simmons both homer in the inning and Haas and Jimmy Dykes drive in three runs each as the A's send 15 batters to the plate. Philadelphia then clinches the series with a 3-2 win in Game 5. Ehmke allows two runs in 3.2 innings before Rube Walberg comes on to pitch 5.1 innings of scoreless relief. The A's trail 2-0 entering the bottom of the ninth before Haas hits a two-run home run to tie the game. Bing Miller then has a walk-off double to drive in Simmons and win the series.

FINAL STATISTICS

PLAYER	AVG	G	AB	R	H	TB	2B	3B	HR	RBI	SH	SF	HP	BB	IBB	SO	SB	CS	DP	E	SLG	OBP
Bishop	.190	5	21	2	4	4	0	0	0	1	0	0	0	2	-	3	0	0	0	0	.190	.261
Boley	.235	5	17	1	4	4	0	0	0	1	3	0	0	0	-	3	0	0	1	0	.235	.235
Burns	.000	1	2	0	0	0	0	0	0	0	0	0	0	0	-	1	0	0	0	0	.000	.000
Cochrane	.400	5	15	5	6	7	1	0	0	0	0	0	0	7	-	0	0	0	1	0	.467	.591
Dykes	.421	5	19	2	8	9	1	0	0	4	0	0	0	1	-	1	0	0	0	2	.474	.450
Earnshaw	.000	2	5	1	0	0	0	0	0	0	1	0	0	0	-	4	0	0	0	0	.000	.000
Ehmke	.200	2	5	0	1	1	0	0	0	0	0	0	0	0	-	0	0	0	0	0	.200	.200
Foxx	.350	5	20	5	7	14	1	0	2	5	0	0	0	1	-	1	0	0	2	0	.700	.381
French	.000	1	1	0	0	0	0	0	0	0	0	0	0	0	-	1	0	0	0	0	.000	.000
Grove	.000	2	2	0	0	0	0	0	0	0	0	0	0	0	-	1	0	0	0	0	.000	.000
Haas	.238	5	21	3	5	11	0	0	2	6	1	0	0	1	-	3	0	0	0	0	.524	.273
Miller	.368	5	19	1	7	8	1	0	0	4	1	0	1	0	-	2	0	2	0	1	.421	.400
Quinn	.000	1	2	0	0	0	0	0	0	0	0	0	0	0	-	2	0	0	0	0	.000	.000
Simmons	.300	5	20	6	6	13	1	0	2	5	0	1	0	1	-	4	0	0	0	0	.650	.318
Summa	.000	1	1	0	0	0	0	0	0	0	0	0	0	0	-	1	0	0	0	0	.000	.000
Walberg	.000	2	1	0	0	0	0	0	0	0	0	0	0	0	-	0	0	0	0	1	.000	.000
Totals	.281	5	171	26	48	71	5	0	6	26	6	1	1	13	-	27	0	2	4	4	.415	.333

PITCHER	W	L	ERA	G	GS	CG	GF	SHO	SV	IP	H	R	ER	HR	HB	BB	IBB	SO	WP	BK	AVG
Earnshaw	1	1	2.63	2	2	1	0	0	-	13.2	14	6	4	0	0	6	-	17	0	0	.250
Ehmke	1	0	1.42	2	2	1	0	0	-	12.2	14	3	2	0	0	3	-	13	0	0	.286
Grove	0	0	0.00	2	0	0	2	0	-	6.1	3	0	0	0	0	1	-	10	0	0	.143
Quinn	0	0	9.00	1	1	0	0	0	-	5.0	7	6	5	1	0	2	-	2	0	0	.318
Rommel	1	0	9.00	1	0	0	0	0	-	1.0	2	1	1	0	0	1	-	0	0	0	.500
Walberg	1	0	0.00	2	0	0	1	0	-	6.1	3	1	0	0	0	0	-	8	0	0	.143
Totals	4	1	2.40	5	5	2	3	0	-	45.0	43	17	12	1	0	13	-	50	0	0	.249

[Results and Boxscores](#)

1930 WORLD SERIES

The Athletics win back-to-back World Series for the second time, defeating St. Louis four games to two. The pitching staff allows 12 runs in the six-game series for a 1.73 ERA. George Earnshaw goes 2-0 with a 0.72 ERA in three starts and Lefty Grove picks up the other two wins, posting a 1.42 ERA in three games, two starts. Offensively, the A's hit just .197 but add six home runs. Al Simmons hits .364 with two home runs and Jimmie Foxx bats .333. Mickey Cochrane adds two home runs and Jimmy Dykes drives in a team-best five runs.

Grove tosses a complete game in Game 1, a 5-2 A's win at Philadelphia. The A's are held to just five hits in the game, including a pair of solo home runs by Simmons and Cochrane. Earnshaw fires a six-hitter in the A's 6-1 win in Game 2. Simmons has two hits and Cochrane homers again, a solo shot in the first inning. The Cardinals win Game 3 in St. Louis as Bill Hallahan shuts out the A's on seven hits in a 5-0 win. Jesse Haines four-hits the A's in a 3-1 loss in Game 4 to even the series at two games each. Earnshaw and Grove then combine on a three-hit shutout in a 2-0 win in Game 5. Foxx hits a two-run home run in the ninth inning to account for all the scoring. The series returned to Philadelphia for Game 6 and the A's win their fifth and final World Championship in Philadelphia with a 7-1 victory. Earnshaw tosses a complete-game five-hitter and Dykes and Simmons both homer.

FINAL STATISTICS

PLAYER	AVG	G	AB	R	H	TB	2B	3B	HR	RBI	SH	SF	HP	BB	IBB	SO	SB	CS	DP	E	SLG	OBP
Bishop	.222	6	18	5	4	4	0	0	0	0	0	0	1	7	-	3	0	0	0	0	.222	.462
Boley	.095	6	21	1	2	2	0	0	0	1	1	0	0	0	-	1	0	0	0	0	.095	.095
Cochrane	.222	6	18	5	4	11	1	0	2	4	0	1	0	5	-	2	0	1	0	1	.611	.375
Dykes	.222	6	18	2	4	10	3	0	1	5	2	0	0	5	-	3	0	0	0	1	.556	.391
Earnshaw	.000	3	9	0	0	0	0	0	0	0	0	0	0	0	-	5	0	0	0	0	.000	.000
Foxx	.333	6	21	3	7	14	2	1	1	3	0	0	0	2	-	4	0	0	1	0	.667	.391
Grove	.000	3	6	0	0	0	0	0	0	0	0	0	0	0	-	3	0	0	0	0	.000	.000
Haas	.111	6	18	1	2	4	0	1	0	1	0	1	0	1	-	3	0	1	1	0	.222	.150
McNair	.000	1	1	0	0	0	0	0	0	0	0	0	0	0	-	0	0	0	0	0	.000	.000
Miller	.143	6	21	0	3	5	2	0	0	3	1	1	0	0	-	4	0	0	0	0	.238	.136
Moore	.333	3	3	0	1	1	0	0	0	0	0	0	0	1	-	1	0	0	0	0	.333	.500
Shores	-	1	0	0	0	0	0	0	0	0	0	0	0	1	-	0	0	0	0	0	-	1.000
Simmons	.364	6	22	4	8	16	2	0	2	4	0	0	0	2	-	2	0	0	1	0	.727	.417
Walberg	.000	1	2	0	0	0	0	0	0	0	0	0	0	0	-	1	0	0	0	0	.000	.000
Totals	.197	6	178	21	35	67	10	2	6	21	4	3	1	24	-	32	0	2	3	3	.376	.291

PITCHER	W	L	ERA	G	GS	CG	GF	SHO	SV	IP	H	R	ER	HR	HB	BB	IBB	SO	WP	BK	AVG
Earnshaw	2	0	0.72	3	3	2	0	0	-	25.0	13	2	2	1	0	7	-	19	0	0	.149
Grove	2	1	1.42	3	2	2	1	0	-	19.0	15	5	3	0	0	3	-	10	0	0	.214
Quinn	0	0	4.50	1	0	0	1	0	-	2.0	3	1	1	0	0	0	-	1	0	0	.333
Shores	0	0	13.50	1	0	0	0	0	-	1.1	3	2	2	0	0	0	-	0	0	0	.429
Walberg	0	1	3.86	1	1	0	0	0	-	4.2	4	2	2	1	0	1	-	3	0	0	.235
Totals	4	2	1.73	6	6	4	2	1	-	52.0	38	12	10	2	0	11	-	33	0	0	.200

[Results and Boxscores](#)

1931 WORLD SERIES

The A's and Cardinals meet in the World Series for the second consecutive season but the A's lose in seven games. The pitching staff posts a 2.66 ERA, including 1.88 by George Earnshaw and 2.42 by Lefty Grove, who picks up two of the A's three wins. Earnshaw and Grove both start three games each. The offense hits .220 and scores 22 runs in the seven-game series. Jimmie Foxx hits .348 and Al Simmons bats .333 with two of the A's three home runs and eight RBI.

The series opens in St. Louis and the A's take a 1-0 lead with a 6-2 win in Game 1. Grove goes the distance, allowing 12 hits, and Simmons drives in three runs, including a two-run home run in the seventh. Bill Hallahan tosses a three-hit shutout as the A's lose Game 2, 2-0. The A's then fall behind in the series with a 5-2 loss in Game 3 at Philadelphia. Burleigh Grimes no hits the A's over the first seven innings before Bing Miller singles in the eighth. Al Simmons hits a two-run home run in the ninth for the A's only runs. The A's even the series at two games each with a 3-0 win in Game 4. Earnshaw tosses a two-hit shutout and Foxx hits a solo home run in the sixth. St. Louis wins the final game in Philadelphia, 5-1, but the A's win Game 6 at St. Louis, 8-1 to force a seventh game. In the final game, Grimes again shuts down the A's in a 4-2 win. He does not allow a run over the first eight innings before yielding a pinch hit two-run single to Doc Cramer with two outs in the ninth. Max Bishop comes to the plate as the potential winning run but Hallahan relieves Grimes and gets Bishop to fly out to end the series.

FINAL STATISTICS

PLAYER	AVG	G	AB	R	H	TB	2B	3B	HR	RBI	SH	SF	HP	BB	IBB	SO	SB	CS	DP	E	SLG	OBP
Bishop	.148	7	27	4	4	4	0	0	0	0	0	0	0	3	-	5	0	0	0	0	.148	.233
Boley	.000	1	1	0	0	0	0	0	0	0	0	0	0	0	-	1	0	0	0	0	.000	.000
Cochrane	.160	7	25	2	4	4	0	0	0	1	0	0	0	5	-	2	0	0	1	1	.160	.300
Cramer	.500	2	2	0	1	1	0	0	0	2	0	0	0	0	-	0	0	0	0	0	.500	.500
Dykes	.227	7	22	2	5	5	0	0	0	2	1	0	0	5	-	1	0	0	1	0	.227	.370
Earnshaw	.000	3	8	0	0	0	0	0	0	0	0	0	0	0	-	2	0	0	2	0	.000	.000
Foxx	.348	7	23	3	8	11	0	0	1	3	0	0	0	6	-	5	0	0	0	1	.478	.483
Grove	.000	3	10	0	0	0	0	0	0	0	0	0	0	0	-	7	0	0	0	0	.000	.000
Haas	.130	7	23	1	3	4	1	0	0	2	2	0	0	3	-	5	0	0	0	0	.174	.231
Heving	.000	1	1	0	0	0	0	0	0	0	0	0	0	0	-	0	0	0	0	0	.000	.000
Hoyt	.000	1	2	0	0	0	0	0	0	0	0	0	0	0	-	0	0	0	0	0	.000	.000
McNair	.000	2	2	1	0	0	0	0	0	0	0	0	0	0	-	1	0	0	0	0	.000	.000
Miller	.269	7	26	3	7	8	1	0	0	1	1	0	1	0	-	4	0	0	0	0	.308	.296
Moore	.333	2	3	0	1	1	0	0	0	0	0	0	0	0	-	1	0	0	0	0	.333	.333
Simmons	.333	7	27	4	9	17	2	0	2	8	0	0	0	3	-	3	0	0	1	0	.630	.400
Todt	-	1	0	0	0	0	0	0	0	0	0	0	0	1	-	0	0	0	0	0	-	1.000
Williams	.320	7	25	2	8	9	1	0	0	1	0	0	0	2	-	9	0	0	0	0	.360	.370
Totals	.220	7	227	22	50	64	5	0	3	20	4	0	1	28	-	46	0	0	5	2	.282	.309

PITCHER	W	L	ERA	G	GS	CG	GF	SHO	SV	IP	H	R	ER	HR	HB	BB	IBB	SO	WP	BK	AVG
Earnshaw	1	2	1.88	3	3	2	0	1	-	24.0	12	6	5	1	0	4	-	20	1	0	.148
Grove	2	1	2.42	3	3	2	0	0	-	26.0	28	7	7	0	0	2	-	16	0	0	.269
Hoyt	0	1	4.50	1	1	0	0	0	-	6.0	7	3	3	1	0	0	-	1	0	0	.292
Mahaffey	0	0	9.00	1	0	0	1	0	-	1.0	1	1	1	0	0	1	-	0	0	0	.250
Rommel	0	0	9.00	1	0	0	1	0	-	1.0	3	1	1	0	0	0	-	0	0	0	.500
Walberg	0	0	3.00	2	0	0	1	0	-	3.0	3	1	1	0	0	2	-	4	0	0	.300
Totals	3	4	2.66	7	7	4	3	1	-	61.0	54	19	18	2	0	9	-	41	1	0	.236

[Results and Boxscores](#)

1971 AMERICAN LEAGUE CHAMPIONSHIP SERIES

In their first trip to the ALCS, the Oakland A's ran into the defending World Champion Baltimore Orioles, losing in three straight games. Touted A's pitchers Vida Blue and Jim "Catfish" Hunter ran into problems during the series, leading to the A's downfall. Offensively, the A's got solid performances out of third baseman Sal Bando and right fielder Reggie Jackson, who hit .364 and .333 respectively.

In Game 1, Vida Blue took a 3-1 lead into the bottom of the seventh before allowing a RBI single to Mark Belanger, a RBI double by Curt Motton and a two-run double by Paul Blair. ALCS MVP Mike Cuellar tossed a complete game six-hitter to defeat the A's in Game 2. Jim Hunter also went the distance for the A's, allowing seven hits, including four home runs. In Game 3, Reggie Jackson homered twice and Sal Bando once but that was the A's only scoring as Jim Palmer tossed a complete game seven-hitter.

FINAL STATISTICS

PLAYER	AVG	G	AB	R	H	TB	2B	3B	HR	RBI	SH	SF	HP	BB	IBB	SO	SB	CS	DP	E	SLG	OBP
Bando	.364	3	11	3	4	9	2	0	1	1	0	0	0	1	0	0	0	0	1	0	.818	.417
Blefary	.000	1	1	0	0	0	0	0	0	0	0	0	0	0	0	1	0	0	0	0	.000	.000
Blue	.000	1	3	0	0	0	0	0	0	0	0	0	0	0	0	3	0	0	0	0	.000	.000
Campaneris	.167	3	12	0	2	3	1	0	0	0	0	0	0	0	0	1	0	1	0	0	.250	.167
Davis	.375	3	8	1	3	4	1	0	0	0	1	0	0	0	0	0	0	1	0	0	.500	.375
Duncan	.500	2	6	0	3	4	1	0	0	2	0	0	0	0	0	0	0	1	0	0	.667	.500
Epstein	.200	2	5	0	1	1	0	0	0	0	0	0	0	0	0	3	0	0	0	0	.200	.200
Green	.286	3	7	0	2	2	0	0	0	0	1	0	0	1	0	1	0	0	1	0	.286	.375
Hegan	.000	1	1	0	0	0	0	0	0	0	0	0	0	0	0	1	0	0	0	0	.000	.000
Hunter	.000	1	3	0	0	0	0	0	0	0	0	0	0	0	0	1	0	0	0	0	.000	.000
Jackson	.333	3	12	2	4	11	1	0	2	2	0	0	0	0	0	1	0	0	0	0	.917	.333
Mangual	.167	3	12	1	2	5	1	1	0	2	0	0	0	0	0	1	0	0	1	0	.417	.167
Monday	.000	1	3	0	0	0	0	0	0	0	0	0	0	1	0	2	0	0	0	0	.000	.250
Rudi	.143	2	7	0	1	2	1	0	0	0	0	0	0	1	0	0	0	0	0	0	.286	.250
Segui	.000	1	2	0	0	0	0	0	0	0	0	0	0	0	0	0	0	0	0	0	.000	.000
Tenace	.000	1	3	0	0	0	0	0	0	0	0	0	0	1	0	1	0	0	0	0	.000	.250
Totals	.229	3	96	7	22	41	8	1	3	7	2	0	0	5	0	16	0	3	3	0	.427	.267

PITCHER	W	L	ERA	G	GS	CG	GF	SHO	SV	IP	H	R	ER	HR	HB	BB	IBB	SO	WP	BK	AVG
Blue	0	1	6.43	1	1	0	0	0	0	7.0	7	5	5	0	0	2	0	8	0	0	.259
Fingers	0	0	7.71	2	0	0	1	0	0	2.1	2	2	2	0	0	1	0	2	0	0	.250
Grant	0	0	0.00	1	0	0	1	0	0	2.0	3	0	0	0	0	0	0	2	0	0	.333
Hunter	0	1	5.63	1	1	1	0	0	0	8.0	7	5	5	4	0	2	0	6	0	0	.233
Knowles	0	0	0.00	1	0	0	0	0	0	0.1	1	0	0	0	0	0	0	0	1	0	.500
Locker	0	0	0.00	1	0	0	0	0	0	0.2	0	0	0	0	0	2	0	0	0	0	.000
Segui	0	1	5.79	1	1	0	0	0	0	4.2	6	3	3	0	0	6	2	4	0	0	.333
Totals	0	3	5.40	3	3	1	2	0	0	25.0	26	15	15	4	0	13	2	22	1	0	.274

[Results and Boxscores](#)

1972 AMERICAN LEAGUE CHAMPIONSHIP SERIES

Forty-one years after the Philadelphia Athletics won the American League Pennant, the Oakland A's recorded the organization's next pennant with a hard fought three games to two triumph over Detroit. It was the first time in the four-year history of the ALCS that the playoffs had gone more than three games. The A's used superb pitching, scoring just a total of 13 runs in the five games, but allowing only 10. The series also saw a near brawl between Tigers manager Billy Martin and A's shortstop Campy Campaneris, who threw his bat at Tiger hurler Lerrin LaGrow after being hit by a pitch.

In Game 1, the Tigers scored a run in the top of the 11th inning on an Al Kaline home run to take a 2-1 lead but Gonzalo Marquez tied the game in the bottom of the inning on a pinch-hit RBI single. A Kaline throwing error on the play allowed Gene Tenace to score the winning run. ALCS MVP Blue Moon Odom tossed a three-hit shutout in a 5-0 A's win in Game 2. Campaneris had three hits, two runs and two steals but was suspended for the remainder of the playoffs by American League President Joe Cronin after the bat throwing incident. Joe Coleman blanked the A's 3-0 on seven hits in Game 3 and the Tigers won 4-3 in 10 innings in Game 4. The A's scored two runs in the top of the 10th for a 3-1 lead but the Tigers scored three times in the bottom of the 10th, including the game-winning single by Jim Northrup. In Game 5, Vida Blue pitched four innings of shutout relief to pick up the save for Odom. Gene Tenace's two-out RBI single in the fourth inning scored George Hendrick with the winning run.

FINAL STATISTICS

PLAYER	AVG	G	AB	R	H	TB	2B	3B	HR	RBI	SH	SF	HP	BB	IBB	SO	SB	CS	DP	E	SLG	OBP
Alou	.381	5	21	2	8	12	4	0	0	2	1	0	1	0	0	2	1	1	1	0	.571	.409
Bando	.200	5	20	0	4	4	0	0	0	0	2	0	0	0	0	3	0	0	0	0	.200	.200
Blue	.000	4	1	0	0	0	0	0	0	0	0	0	0	0	0	0	0	0	0	0	.000	.000
Campaneris	.429	2	7	3	3	3	0	0	0	0	0	0	1	1	0	0	2	0	0	0	.429	.556
Cullen	.000	2	1	0	0	0	0	0	0	0	0	0	0	0	0	0	0	0	0	0	.000	.000
Duncan	.000	2	2	0	0	0	0	0	0	0	0	0	0	1	0	1	0	0	0	0	.000	.333
Epstein	.188	5	16	1	3	6	0	0	1	1	0	0	1	4	0	5	1	0	0	0	.375	.381
Fingers	.000	3	1	0	0	0	0	0	0	0	0	0	0	0	0	0	0	0	0	0	.000	.000
Green	.125	5	8	0	1	2	1	0	0	0	0	0	0	0	0	0	0	0	1	0	.250	.125
Hegan	.000	3	1	1	0	0	0	0	0	0	0	0	0	0	0	0	0	0	0	0	.000	.000
Hendrick	.143	5	7	2	1	1	0	0	0	0	0	0	0	0	0	1	0	0	0	0	.143	.143
Holtzman	.000	1	1	0	0	0	0	0	0	0	0	0	0	0	0	1	0	0	0	0	.000	.000
Hunter	.167	2	6	0	1	1	0	0	0	0	0	0	0	0	0	2	0	0	0	0	.167	.167
Jackson	.278	5	18	1	5	6	1	0	0	2	0	0	0	1	0	6	2	0	0	1	.333	.316
Kubiak	.500	4	4	0	2	2	0	0	0	1	0	0	0	0	0	0	0	0	0	0	1.500	.500
Mangual	.000	3	3	0	0	0	0	0	0	0	0	0	0	0	0	1	0	0	0	0	.000	.000
Marquez	.667	3	3	1	2	2	0	0	0	1	0	0	0	0	0	0	0	0	0	0	.667	.667
Maxvill	.125	5	8	0	1	1	0	0	0	0	0	0	0	1	0	2	1	0	0	0	.125	.222
Mincher	.000	1	1	0	0	0	0	0	0	0	0	0	0	0	0	1	0	0	0	0	.000	.000
Odom	.250	3	4	0	1	2	1	0	0	0	1	0	0	0	0	1	0	0	0	0	.500	.250
Rudi	.250	5	20	1	5	6	1	0	0	2	0	1	0	1	0	4	0	0	0	0	.300	.273
Tenace	.059	5	17	1	1	1	0	0	0	1	0	0	0	3	0	5	0	1	0	1	.059	.200
Totals	.224	5	170	13	38	49	8	0	1	10	4	1	3	12	0	35	7	2	2	3	.288	.285

PITCHER	W	L	ERA	G	GS	CG	GF	SHO	SV	IP	H	R	ER	HR	HB	BB	IBB	SO	WP	BK	AVG
Blue	0	0	0.00	4	0	0	1	0	1	5.1	4	0	0	0	0	1	1	5	0	0	.200
Fingers	1	0	1.69	3	0	0	1	0	0	5.1	4	1	1	1	1	0	1	0	3	0	.250
Hamilton	0	0	0.00	1	0	0	1	0	0	0.0	1	0	0	0	0	1	0	0	0	0	1.000
Holtzman	0	1	4.50	1	1	0	0	0	0	4.0	4	2	2	0	0	2	0	2	0	0	.267
Horlen	0	1	INF	1	0	0	0	0	0	0.0	0	1	1	0	0	1	0	0	1	0	.000
Hunter	0	0	1.17	2	2	0	0	0	0	15.1	10	2	2	2	0	5	1	9	0	0	.185
Locker	0	0	13.50	2	0	0	1	0	0	2.0	4	3	3	1	0	0	0	1	0	0	.444
Odom	2	0	0.00	2	2	1	0	1	0	14.0	5	1	0	0	0	2	0	5	1	0	.109
Totals	3	2	1.76	5	5	1	4	1	1	46.0	32	10	9	4	0	13	2	25	2	0	.198

Results and Boxscores

1972 WORLD SERIES

The A's win their first World Championship in Oakland, the first for the Athletics franchise since 1930, defeating Cincinnati, four games to three. Six of the seven games are decided by one run and Gene Tenace picks up the offensive slack for Reggie Jackson who misses the entire series after pulling a hamstring in the ALCS. Tenace hits .348 with four home runs and nine RBI in the seven games to earn World Series MVP honors.

Tenace homered in his first two at bats of the series, hitting a two-run homer in the second and a solo shot in the fifth to lead the A's to a 3-2 win in Game 1. Catfish Hunter tossed 8 2/3 innings of six-hit, one-run baseball in Game 2 before yielding to Rollie Fingers who got the final out in the A's 2-1 win. Joe Rudi homered and made a spectacular catch off the bat of Denis Menke in the ninth. After a rainout in Oakland, the Reds won Game 3, 1-0 on a combined three-hitter by Jack Billingham and Clay Carroll. In Game 4, the A's trailed 2-1 entering the bottom of the ninth before scoring twice on pinch hit RBI singles by Don Mincher and Angel Mangual to take a 3-1 lead in the series. The Reds scored once in the eighth and once in the ninth off Rollie Fingers to win Game 5, 5-4 and then won 8-1 in Game 6 to even the series at three games each. In Game 7, the score was tied at one after five innings when Tenace delivered a RBI double to give the A's the lead. Sal Bando followed with a RBI double and Rollie Fingers pitched two scoreless innings for the save.

FINAL STATISTICS

PLAYER	AVG	G	AB	R	H	TB	2B	3B	HR	RBI	SH	SF	HP	BB	IBB	SO	SB	CS	DP	E	SLG	OBP	
Alou	.042	7	24	0	1	1	0	0	0	0	1	0	0	3	1	0	1	0	0	0	1	.042	.148
Bando	.269	7	26	2	7	8	1	0	0	1	0	0	0	2	1	5	0	0	1	1	.308	.321	
Blue	.000	4	1	0	0	0	0	0	0	0	0	0	0	2	0	1	0	0	0	0	.000	.667	
Campaneris	.179	7	28	1	5	5	0	0	0	0	2	0	0	1	0	4	0	1	0	1	.179	.207	
Duncan	.200	3	5	0	1	1	0	0	0	0	0	0	0	1	0	3	0	0	0	0	.200	.333	
Epstein	.000	6	16	1	0	0	0	0	0	0	0	0	0	5	1	3	0	0	0	2	.000	.238	
Fingers	.000	6	1	0	0	0	0	0	0	0	1	0	0	0	0	0	0	0	0	0	.000	.000	
Green	.333	7	18	0	6	8	2	0	0	1	0	0	0	0	0	4	0	0	0	0	.444	.333	
Hegan	.200	6	5	0	1	1	0	0	0	0	0	0	0	0	0	2	0	0	0	0	.200	.200	
Hendrick	.133	5	15	3	2	2	0	0	0	0	1	0	0	1	0	2	0	0	1	0	.133	.188	
Holtzman	.000	3	5	0	0	0	0	0	0	0	0	0	0	0	0	0	0	0	0	1	.000	.000	
Hunter	.200	3	5	0	1	1	0	0	0	1	0	0	0	2	0	1	0	0	0	1	.200	.429	
Kubiak	.333	4	3	0	1	1	0	0	0	0	0	0	0	0	0	0	0	0	0	0	.333	.333	
Lewis	—	6	0	2	0	0	0	0	0	0	0	0	0	0	0	0	0	2	0	0	—	—	
Mangual	.300	4	10	1	3	3	0	0	0	1	1	0	0	0	0	0	0	0	0	0	.300	.300	
Marquez	.600	5	5	0	3	3	0	0	0	1	0	0	0	0	0	0	0	0	0	0	.600	.600	
Mincher	1.000	3	1	0	1	1	0	0	0	1	0	0	0	0	0	0	0	0	0	0	1.000	1.000	
Odom	.000	4	4	0	0	0	0	0	0	0	0	0	0	0	0	3	0	0	0	0	.000	.000	
Rudi	.240	7	25	1	6	9	0	0	1	1	0	0	1	2	1	5	0	0	0	0	.360	.321	
Tenace	.348	7	23	5	8	21	1	0	4	9	0	0	0	2	1	4	0	0	0	1	.913	.400	
Totals	.209	7	220	16	46	65	4	0	5	16	6	0	1	21	5	37	1	3	2	9	.295	.281	

PITCHER	W	L	ERA	G	GS	CG	GF	SHO	SV	IP	H	R	ER	HR	HB	BB	IBB	SO	WP	BK	AVG
Blue	0	1	4.15	4	1	0	1	0	1	8.2	8	4	4	1	0	5	1	5	1	0	.258
Fingers	1	1	1.74	6	0	0	4	0	2	10.1	4	2	2	0	1	4	2	11	1	0	.125
Hamilton	0	0	27.00	2	0	0	1	0	0	1.1	3	4	4	0	0	1	1	1	0	0	.500
Holtzman	1	0	2.13	3	2	0	0	0	0	12.2	11	3	3	0	0	3	1	4	0	0	.234
Horlen	0	0	6.75	1	0	0	1	0	0	1.1	2	1	1	0	0	2	1	1	1	0	.333
Hunter	2	0	2.81	3	2	0	0	0	0	16.0	12	5	5	2	0	6	2	11	1	0	.203
Locker	0	0	0.00	1	0	0	0	0	0	0.1	1	0	0	0	0	0	0	0	0	0	.500
Odom	0	1	1.59	2	2	0	0	0	0	11.1	5	2	2	0	0	6	0	13	0	0	.135
Totals	4	3	3.05	7	7	0	7	0	3	62.0	46	21	21	3	1	27	8	46	4	0	.209

[Results and Boxscores](#)

1973 AMERICAN LEAGUE CHAMPIONSHIP SERIES

The A's win their second consecutive American League Pennant, defeating Baltimore three games to two. It was the second consecutive year that the ALCS had gone the maximum five games after having been decided in three games each year previously. In a rematch of the 1971 ALCS, it was pitching again that was the key, this time for the A's. Five of the six A's pitchers had ERAs under 2.00 for the series.

Jim Palmer tossed a five-hit shutout to defeat the A's 6-0 in Game 1 but the A's evened the series with a 6-3 win in Game 2. Sal Bando homered twice off Dave McNally and Campy Campaneris and Joe Rudi also homered for the A's. The A's won Game 3, 2-1 in 11 innings as both Ken Holtzman and Mike Cuellar went the distance. Holtzman allowed just three hits and Cuellar had allowed just three before Campaneris homered to lead off the bottom of the 11th. The A's appeared to have the series locked up in Game 4 as they had a 4-0 lead after six innings. Baltimore then scored four times off Vida Blue in the seventh and once off losing pitcher Rollie Fingers in the eighth for a 5-4 win. ALCS MVP Catfish Hunter then tossed a five-hit shutout in Game 5 as the A's won 3-0 to clinch the series.

FINAL STATISTICS

PLAYER	AVG	G	AB	R	H	TB	2B	3B	HR	RBI	SH	SF	HP	BB	IBB	SO	SB	CS	DP	E	SLG	OBP
Alou	.333	4	6	0	2	2	0	0	0	1	0	0	0	0	0	1	0	0	0	0	.333	.333
Andrews	.000	2	1	0	0	0	0	0	0	0	1	0	0	0	0	0	0	0	0	0	.000	.000
Bando	.167	5	18	2	3	9	0	0	2	3	0	0	1	3	0	6	0	0	0	0	.500	.318
Bourque	.000	2	1	0	0	0	0	0	0	0	0	0	0	2	1	1	0	0	0	0	.000	.667
Campaneris	.333	5	21	3	7	14	1	0	2	3	0	0	0	2	0	2	3	0	0	2	.667	.391
Conigliaro	.000	1	4	0	0	0	0	0	0	0	0	0	0	0	0	2	0	0	0	0	.000	.000
Davalillo	.625	4	8	2	5	8	1	1	0	1	0	0	0	1	1	0	0	0	1	11	1.000	.667
Fosse	.091	5	11	2	1	2	1	0	0	3	1	1	0	2	0	2	0	0	0	0	.182	.214
Green	.077	5	13	0	1	2	1	0	0	1	1	0	0	0	0	4	0	0	0	1	.154	.077
Jackson	.143	5	21	0	3	3	0	0	0	0	0	0	0	0	0	6	0	1	0	0	.143	.143
Johnson	.100	4	10	0	1	1	0	0	0	0	0	0	0	2	0	6	0	0	0	0	.100	.250
Kubiak	.000	3	2	0	0	0	0	0	0	0	0	0	0	0	0	1	0	0	1	0	.000	.000
Lewis	—	2	0	1	0	0	0	0	0	0	0	0	0	0	0	0	0	0	0	0	—	—
Mangual	.111	3	9	1	1	1	0	0	0	0	0	0	0	0	0	3	0	0	0	0	.111	.111
Rudi	.222	5	18	1	4	7	0	0	1	3	1	0	0	3	1	1	0	0	0	0	.389	.333
Tenace	.235	5	17	3	4	5	1	0	0	0	0	0	1	2	0	4	0	0	0	0	.294	.350
Totals	.200	5	160	15	32	54	5	1	5	15	4	1	2	17	3	39	3	1	2	4	.338	.283

PITCHER	W	L	ERA	G	GS	CG	GF	SHO	SV	IP	H	R	ER	HR	HB	BB	IBB	SO	WP	BK	AVG
Blue	0	1	10.29	2	2	0	0	0	0	7.0	8	8	8	1	0	5	0	3	1	0	.286
Fingers	0	1	1.93	3	0	0	3	0	1	4.2	4	1	1	1	0	2	0	4	0	0	.250
Holtzman	1	0	0.82	1	1	1	0	0	0	11.0	3	1	1	1	0	1	0	7	0	0	.081
Hunter	2	0	1.65	2	2	1	0	1	0	16.1	12	3	3	0	1	5	1	6	0	0	.200
Odom	0	0	1.80	1	0	0	0	0	0	5.0	6	2	1	0	0	2	0	4	0	0	.286
Pina	0	0	0.00	1	0	0	0	0	0	2.0	3	0	0	0	1	1	0	1	0	0	.333
Totals	3	2	2.74	5	5	2	3	1	1	46.0	36	15	14	3	2	16	1	25	1	0	.211

Results and Boxscores

1973 WORLD SERIES

The A's win their second consecutive World Championship, winning Games 6 and 7 to defeat the New York Mets, four games to three. Reggie Jackson was named MVP of the series after hitting .310 with a home run and six RBI and Ken Holtzman was the winning pitcher in two of the A's four victories. The series also featured the "firing" of Mike Andrews by A's owner Charlie Finley after his two 12th-inning errors in Game 2 helped the Mets to a 10-7 win. Andrews did make another appearance in the series, grounding out as a pinch hitter in Game 4.

Holtzman picks up the win in the A's 2-1 victory in Game 1. The A's collect just three hits off Mets starter Jon Matlack but all come in the third inning as Holtzman doubles and scores on an error and Joe Rudi has a RBI single. The Mets score four runs off Rollie Fingers in the 12th inning of Game 2 to defeat the A's 10-7, but only one run was earned as Andrews committed two errors. Game 3 went 11 innings but the A's won 3-2 on a RBI single by Campy Campaneris in the top of the 11th. The A's lost Game 4, 6-1 as Rusty Staub was a perfect 4-for-4 to even the series at two games apiece. Jerry Koosman and Tug McGraw then combined to three-hit the A's in a 2-0 win in Game 5 but the A's came back to win the final two games in Oakland. In Game 6, Reggie Jackson doubled twice, singled and drove in two runs in the A's 3-1 victory. The A's had gone the entire series without a home run before Campaneris hit a two-run home run in the third inning in Game 2. Jackson added a two-run homer later in the inning and Darold Knowles retired Wayne Garrett with runners on first and third in the ninth to save the A's 5-2 win.

FINAL STATISTICS

PLAYER	AVG	G	AB	R	H	TB	2B	3B	HR	RBI	SH	SF	HP	BB	IBB	SO	SB	CS	DP	E	SLG	OBP
Alou	.158	7	19	0	3	4	1	0	0	3	0	1	0	0	0	0	0	0	0	0	.211	.150
Andrews	.000	2	3	0	0	0	0	0	0	0	0	0	0	1	0	1	0	0	0	2	.000	.250
Bando	.231	7	26	5	6	9	1	1	0	1	1	0	0	4	1	7	0	0	0	1	.346	.333
Blue	.000	2	4	0	0	0	0	0	0	0	0	0	0	0	0	4	0	0	0	0	.000	.000
Bourque	.500	2	2	0	1	1	0	0	0	0	0	0	0	0	0	0	0	0	0	0	.500	.500
Campaneris	.290	7	31	6	9	14	0	1	1	3	0	0	2	1	0	7	3	0	0	1	.452	.353
Conigliaro	.000	3	3	0	0	0	0	0	0	0	0	0	0	0	0	1	0	0	0	0	.000	.000
Davalillo	.091	6	11	0	1	1	0	0	0	0	0	0	0	2	0	1	0	0	0	0	.091	.231
Fingers	.333	6	3	0	1	1	0	0	0	0	0	0	0	0	0	1	0	0	0	0	.333	.333
Fosse	.158	7	19	0	3	4	1	0	0	0	0	0	0	1	1	4	0	0	0	0	.211	.200
Green	.063	7	16	0	1	1	0	0	0	0	0	0	0	1	0	6	0	1	0	1	.063	.118
Holtzman	.667	3	3	2	2	4	2	0	0	0	0	0	0	0	0	0	0	0	0	0	1.333	.667
Hunter	.000	2	5	0	0	0	0	0	0	0	0	0	0	0	0	3	0	0	0	1	.000	.000
Jackson	.310	7	29	3	9	17	3	1	1	6	0	0	0	2	0	7	0	0	1	0	.586	.355
Johnson	.300	6	10	0	3	4	1	0	0	0	0	0	0	1	0	4	0	0	0	0	.400	.364
Knowles	—	0	0	0	0	0	0	0	0	0	0	0	0	0	0	0	0	0	0	1	—	—
Kubiak	.000	4	3	1	0	0	0	0	0	0	0	0	0	1	0	1	0	0	0	0	.000	.250
Lewis	—	3	0	1	0	0	0	0	0	0	0	0	0	0	0	0	0	0	0	0	—	—
Lindblad	.000	3	1	0	0	0	0	0	0	0	0	0	0	0	0	0	0	0	0	0	.000	.000
Mangual	.000	5	6	0	0	0	0	0	0	0	0	0	0	0	0	3	0	0	0	0	.000	.000
Odom	.000	3	1	0	0	0	0	0	0	0	0	0	0	0	0	1	0	0	0	0	.000	.000
Rudi	.333	7	27	3	9	11	2	0	0	4	1	0	0	3	0	4	0	1	0	0	.407	.400
Tenace	.158	7	19	0	3	4	1	0	0	3	0	0	0	11	1	7	0	2	1	2	.211	.467
Totals	.212	7	241	21	51	75	12	3	2	20	2	1	2	28	3	62	3	4	2	9	.311	.298

PITCHER	W	L	ERA	G	GS	CG	GF	SHO	SV	IP	H	R	ER	HR	HB	BB	IBB	SO	WP	BK	AVG
Blue	0	1	4.91	2	2	0	0	0	0	11.0	10	6	6	2	0	3	0	8	1	0	.222
Fingers	0	1	0.66	6	0	0	3	0	2	13.2	13	5	1	0	1	4	1	8	0	0	.250
Holtzman	2	1	4.22	3	3	0	0	0	0	10.2	13	5	5	1	0	5	0	6	0	0	.310
Hunter	1	0	2.03	2	2	0	0	0	0	13.1	11	3	3	1	0	4	1	6	1	0	.212
Knowles	0	0	0.00	7	0	0	2	0	2	6.1	4	1	0	0	1	5	2	5	0	0	.167
Lindblad	1	0	0.00	3	0	0	2	0	0	3.1	4	0	0	0	0	1	1	1	0	0	.250
Odom	0	0	3.86	2	0	0	0	0	0	4.2	5	2	2	0	0	2	0	2	1	0	.294
Pina	0	0	0.00	2	0	0	0	0	0	3.0	6	2	0	0	1	2	1	0	0	0	.462
Totals	4	3	2.32	7	7	0	7	0	4	66.0	66	24	17	4	3	26	6	36	3	0	.253

[Results and Boxscores](#)

1974 AMERICAN LEAGUE CHAMPIONSHIP SERIES

The A's and Orioles square off in the American League Championship Series for the third time in the last four years and the A's win their third straight American League Pennant, defeating the Orioles three games to one. Pitching was the key as Vida Blue, Ken Holtzman and Blue Moon Odom combined for 21.1 innings of scoreless pitching. Ray Fosse paced the A's offense with a .333 batting average, one home run and three RBI.

The A's lose Game 1 of the series, 6-3 as Paul Blair, Brooks Robinson and Bobby Grich all homer off A's starter Catfish Hunter. Ken Holtzman gets the A's back on track in Game 2 with a five-hit shutout in the A's 5-0 win and Ray Fosse adds three hits and three RBI. Game 3 is a pitchers duel between ALCS MVP Vida Blue and Jim Palmer and Blue comes out on the winning end when Sal Bando hits a solo home run in the fourth inning for the only run of the game. Palmer would allow just three other hits but Blue allowed just two and did not walk a batter. Jim Hunter tosses seven scoreless innings in Game 5 and A's pitchers extend their scoreless streak to 30 innings before Rollie Fingers allows a run in the ninth in the A's 2-1 win. The A's collect just one hit but walk 11 times.

FINAL STATISTICS

PLAYER	AVG	G	AB	R	H	TB	2B	3B	HR	RBI	SH	SF	HP	BB	IBB	SO	SB	CS	DP	E	SLG	OBP
Alou	1.000	1	1	0	1	1	0	0	0	0	0	0	0	0	0	0	0	0	0	0	1.000	1.000
Bando	.231	4	13	4	3	9	0	0	2	2	0	0	0	4	0	0	0	0	0	0	.692	.412
Campaneris	.176	4	17	0	3	3	0	0	0	3	0	1	0	0	0	3	1	1	1	0	.176	.167
Fosse	.333	4	12	1	4	8	1	0	1	3	1	0	0	1	0	2	0	0	0	0	.667	.385
Green	.222	4	9	0	2	2	0	0	0	0	1	0	0	2	0	1	0	0	0	2	.222	.364
Holt	—	2	0	0	0	0	0	0	0	0	0	0	0	1	1	0	0	0	0	0	—	1.000
Jackson	.167	4	12	0	2	3	1	0	0	1	0	0	0	5	0	2	0	0	0	0	.250	.412
Mangual	.250	1	4	0	1	1	0	0	0	0	0	0	0	0	0	0	0	0	0	0	.250	.250
Maxvill	.000	1	1	0	0	0	0	0	0	0	0	0	0	0	0	1	0	0	0	0	.000	.000
North	.063	4	16	3	1	2	1	0	0	0	0	0	0	2	0	1	1	0	0	0	.125	.167
Rudi	.154	4	13	0	2	4	0	1	0	1	0	0	0	3	2	2	0	0	0	0	.308	.313
Tenace	.000	4	11	1	0	0	0	0	0	1	0	0	0	4	0	4	1	0	1	0	.000	.267
Trillo	—	1	0	1	0	0	0	0	0	0	0	0	0	0	0	0	0	0	0	0	—	—
Washington, C	.273	4	11	1	3	4	1	0	0	0	0	0	1	0	0	0	0	0	0	1	.364	.333
Washington, W	—	2	0	0	0	0	0	0	0	0	0	0	0	0	0	0	0	2	0	0	—	—
Totals	.183	4	120	11	22	37	4	1	3	11	2	1	1	22	3	16	3	3	3	2	.308	.313

PITCHER	W	L	ERA	G	GS	CG	GF	SHO	SV	IP	H	R	ER	HR	HB	BB	IBB	SO	WP	BK	AVG
Blue	1	0	0.00	1	1	1	0	1	0	9.0	2	0	0	0	0	0	0	7	0	0	.067
Fingers	0	0	3.00	2	0	0	2	0	1	3.0	3	1	1	0	0	1	0	3	0	0	.250
Holtzman	1	0	0.00	1	1	1	0	1	0	9.0	5	0	0	0	0	2	0	3	0	0	.167
Hunter	1	1	4.63	2	2	0	0	0	0	11.2	11	6	6	3	0	2	0	6	0	0	.268
Odom	0	0	0.00	1	0	0	0	0	0	3.1	1	0	0	0	0	0	0	1	0	0	.091
Totals	3	1	1.75	4	4	2	2	2	1	36.0	22	7	7	3	0	5	0	20	0	0	.177

[Results and Boxscores](#)

1974 WORLD SERIES

The A's win their third consecutive World Championship to become the first team to win at least three straight since the New York Yankees won five straight, 1949-53. The A's defeated the Los Angeles Dodgers in five games in a series where four of the five games were decided by a 3-2 score. Bert Campaneris hit .353 in the series and Joe Rudi topped the A's with four RBI. World Series MVP Rollie Fingers had a win and two saves while posting a 1.93 ERA and the A's used just five pitchers the entire series.

The A's open the series with a 3-2 win as Rollie Fingers pitched 4.1 innings of relief for the win before Catfish Hunter comes on to strike out Joe Ferguson in the bottom of the ninth with the tying run at first base. The Dodgers even the series with a 3-2 win in Game 2 as Don Sutton shuts out the A's on four hits over the first eight innings. Joe Rudi has a two-run single in the ninth but the A's rally falls short. Hunter starts Game 3 and kept the Dodgers off the board over the first seven innings in a 3-2 win. Ken Holtzman is the winning pitcher in the A's 5-2 win in Game 4 and he also contributes to the A's offense with a solo home run in the third inning. The A's trailed 2-1 entering the bottom of the sixth but score four times, highlighted by Jim Holt's two-run pinch hit single. Rollie Fingers clinches his series MVP honors by pitching two scoreless innings for the save in the A's 3-2 win in Game 5. Joe Rudi homers to lead off the seventh inning to break a 2-2 tie.

FINAL STATISTICS

PLAYER	AVG	G	AB	R	H	TB	2B	3B	HR	RBI	SH	SF	HP	BB	IBB	SO	SB	CS	DP	E	SLG	OBP
Alou	.000	1	1	0	0	0	0	0	0	0	0	0	0	0	0	1	0	0	0	0	.000	.000
Bando	.063	5	16	3	1	1	0	0	2	0	1	1	2	0	5	0	0	0	0	0	.063	.200
Blue	.000	2	4	0	0	0	0	0	0	0	0	0	0	0	4	0	0	0	0	0	.000	.000
Campaneris	.353	5	17	1	6	8	2	0	2	2	0	1	0	0	2	1	1	0	2	.471	.389	
Fingers	.000	4	2	0	0	0	0	0	0	0	0	0	0	0	1	0	0	0	0	0	.000	.000
Fosse	.143	5	14	1	2	5	0	0	1	1	0	0	0	1	5	0	0	0	0	0	.357	.200
Green	.000	5	13	1	0	0	0	0	0	1	1	0	0	1	4	0	0	0	1	0	.000	.071
Haney	—	2	0	0	0	0	0	0	0	0	0	0	0	0	0	0	0	0	0	0	—	—
Holt	.667	4	3	0	2	2	0	0	2	0	0	0	0	0	0	0	0	0	0	0	.667	.667
Holtzman	.500	2	4	2	2	6	1	0	1	1	0	0	0	1	0	1	0	0	0	0	1.500	.600
Hunter	.000	2	2	0	0	0	0	0	0	0	1	0	0	0	2	0	0	0	0	0	.000	.000
Jackson	.286	5	14	3	4	8	1	0	1	1	0	0	0	5	3	1	0	0	1	.571	.474	
Mangual	.000	1	1	0	0	0	0	0	0	0	0	0	0	0	1	0	0	0	0	0	.000	.000
Maxvill	—	2	0	0	0	0	0	0	0	0	0	0	0	0	0	0	0	0	0	0	—	—
North	.059	5	17	3	1	1	0	0	0	1	0	0	2	0	5	1	1	1	1	.059	.158	
Rudi	.333	5	18	1	6	9	0	0	1	4	1	0	0	0	3	0	0	1	0	.500	.333	
Tenace	.222	5	9	0	2	2	0	0	0	1	0	0	3	0	4	0	0	1	0	.222	.417	
Washington, C	.571	5	7	1	4	4	0	0	0	0	0	0	1	1	1	0	1	0	.571	.625		
Washington, H	—	3	0	0	0	0	0	0	0	0	0	0	0	0	0	0	0	0	0	0	—	—
Totals	.211	5	142	16	30	46	4	0	4	14	7	1	2	16	1	42	3	3	3	5	.324	.298

PITCHER	W	L	ERA	G	GS	CG	GF	SHO	SV	IP	H	R	ER	HR	HB	BB	IBB	SO	WP	BK	AVG
Blue	0	1	3.29	2	2	0	0	0	0	13.2	10	5	5	1	0	7	0	9	0	0	.217
Fingers	1	0	1.93	4	0	0	3	0	2	9.1	8	2	2	2	1	2	0	6	0	0	.242
Holtzman	1	0	1.50	2	2	0	0	0	0	12.0	13	3	2	0	0	4	0	10	1	0	.277
Hunter	1	0	1.17	2	1	0	1	0	1	7.2	5	1	1	1	1	0	2	0	5	0	.179
Odom	1	0	0.00	2	0	0	1	0	0	1.1	0	0	0	0	0	1	0	2	0	0	.000
Totals	4	1	2.05	5	5	0	5	0	3	44.0	36	11	10	4	1	16	0	32	1	0	.228

[Results and Boxscores](#)

1975 AMERICAN LEAGUE CHAMPIONSHIP SERIES

The A's streak of three consecutive American League pennants is snapped by Boston as the Red Sox sweep the A's in three games. After posting a team ERA under 3.00 in each of the previous three ALCS wins, the A's team ERA in 1975 ballooned to 4.32. Sal Bando paced the A's offense with a .500 batting average and Reggie Jackson drove in three of the seven runs the A's scored in the series.

Luis Tiant pitched a three-hitter in Boston's 7-1 win in Game 1 at Fenway Park. Three A's errors led to two runs in the first inning but the A's still trailed just 2-0 before Boston scored five in the seventh. The A's took a 3-0 lead in Game 2, highlighted by a Reggie Jackson two-run home run in the first inning but Boston tied the game with three in the fourth off Vida Blue. Rollie Fingers then allowed three runs in four innings as the A's lost 6-3. The series moved to Oakland for Game 3 but the Red Sox built a 4-0 lead in a 5-3 win. The A's started their Game 1 starter, Ken Holtzman, and he allowed four runs in 4 2/3 innings.

FINAL STATISTICS

PLAYER	AVG	G	AB	R	H	TB	2B	3B	HR	RBI	SH	SF	HP	BB	IBB	SO	SB	CS	DP	E	SLG	OBP
Bando	.500	3	12	1	6	8	2	0	0	2	0	0	0	0	0	3	0	0	0	1	.667	.500
Campaneris	.000	3	11	1	0	0	0	0	0	0	0	0	0	1	0	1	0	0	0	0	.000	.083
Fosse	.000	1	2	0	0	0	0	0	0	0	0	0	0	0	0	1	0	0	0	0	.000	.000
Garner	.000	3	5	0	0	0	0	0	0	0	0	0	0	0	0	1	0	0	0	1	.000	.000
Harper	—	1	0	0	0	0	0	0	0	0	0	0	0	1	0	0	0	0	0	0	—	1.000
Holt	.333	3	3	0	1	2	1	0	0	0	0	0	0	0	0	0	0	0	0	0	.667	.333
Hopkins	—	1	0	0	0	0	0	0	0	0	0	0	0	0	0	0	0	0	0	0	—	—
Jackson	.417	3	12	1	5	8	0	0	1	3	0	0	0	0	0	2	0	0	0	0	.667	.417
Martinez	—	3	0	0	0	0	0	0	0	0	0	0	0	0	0	0	0	0	0	0	—	—
North	.000	3	10	0	0	0	0	0	0	1	0	0	0	2	0	0	0	0	0	1	.000	.167
Rudi	.250	3	12	1	3	5	2	0	0	0	0	0	0	0	0	1	0	0	1	0	.417	.250
Tenace	.000	3	9	0	0	0	0	0	0	0	0	0	0	3	0	2	0	0	1	0	.000	.250
Tovar	.500	2	2	2	1	1	0	0	0	0	0	0	0	1	0	0	0	0	0	1	.500	.667
Washington	.250	3	12	1	3	4	1	0	0	1	0	0	0	0	0	2	0	0	0	2	.333	.250
Williams	.000	3	8	0	0	0	0	0	0	0	0	0	0	1	0	1	0	0	0	0	.000	.111
Totals	.194	3	98	7	19	28	6	0	1	7	0	0	0	9	0	14	0	0	2	6	.286	.262

PITCHER	W	L	ERA	G	GS	CG	GF	SHO	SV	IP	H	R	ER	HR	HB	BB	IBB	SO	WP	BK	AVG	
Abbott	0	0	0.00	1	0	0	1	0	0	1.0	0	0	0	0	0	0	0	0	0	0	0	.000
Blue	0	0	9.00	1	1	0	0	0	0	3.0	6	3	3	1	0	0	0	2	0	0	.429	
Bosman	0	0	0.00	1	0	0	0	0	0	0.1	0	0	0	0	0	0	0	0	0	0	.000	
Fingers	0	1	6.75	1	0	0	1	0	0	4.0	5	3	3	1	0	1	1	3	0	0	.385	
Holtzman	0	2	4.09	2	2	0	0	0	0	11.0	12	8	5	0	0	1	0	7	0	0	.261	
Lindblad	0	0	0.00	2	0	0	1	0	0	4.2	5	3	0	0	0	1	1	0	1	0	.313	
Todd	0	0	9.00	3	0	0	0	0	0	1.0	3	1	1	0	0	0	0	0	0	0	.600	
Totals	0	3	4.32	3	3	0	3	0	0	25.0	31	18	12	2	0	3	2	12	1	0	.316	

[Results and Boxscores](#)

1981 AMERICAN LEAGUE DIVISION SERIES

The A's sweep a three-game series from Kansas City in baseball's first ever Division Series, pitting first and second half winners in each division in a season interrupted by a strike. The A's pitching staff allows just two runs in the entire series and the offense is paced by Dwayne Murphy who is 6-for-11 in the three-game series.

Mike Norris tosses a four-hit shutout in Game 1, a 4-0 A's victory at Kansas City. Wayne Gross hit a three-run home run in the fourth inning. The A's get their second consecutive complete game in Game 2 as Steve McCatty pitches a six-hitter in the A's 2-1 win. Tony Armas had a RBI double in the first inning, and after the Royals tied the game in the fifth, Armas added a RBI double in the eighth for the win. The A's complete the sweep with a 4-1 win in Oakland in Game 3. Armas had a RBI single in the first and three Kansas City errors led to a run in the third. After the Royals scored a run in the fourth, Dave McKay homered and Dwayne Murphy had a RBI single in the bottom of the inning.

FINAL STATISTICS

PLAYER	AVG	G	AB	R	H	TB	2B	3B	HR	RBI	SH	SF	HP	BB	IBB	SO	SB	CS	DP	E	SLG	OBP
Armas	.545	3	11	1	6	8	2	0	0	3	0	0	0	1	0	1	0	0	0	1	.727	.583
Bosetti	—	1	0	0	0	0	0	0	0	0	0	0	0	0	0	0	0	0	0	0	—	—
Drumright	.250	1	4	0	1	1	0	0	0	0	0	0	0	0	0	0	0	0	1	0	.250	.250
Gross	.400	2	5	1	2	5	0	0	1	3	0	0	0	0	0	0	0	0	0	0	1.000	.400
Heath	.000	2	8	0	0	0	0	0	0	0	0	0	0	0	0	1	0	0	0	0	.000	.000
Henderson	.182	3	11	3	2	2	0	0	0	0	0	0	0	2	0	2	0	0	0	0	.182	.308
Johnson	.286	2	7	0	2	3	1	0	0	0	1	0	0	0	0	1	0	0	0	0	.429	.286
Klutts	.143	2	7	0	1	1	0	0	0	1	0	0	0	0	0	1	0	0	0	0	.143	.143
McKay	.273	3	11	1	3	6	0	0	1	1	0	0	0	1	0	1	0	0	0	1	.545	.333
Moore	.000	2	8	0	0	0	0	0	0	0	0	0	0	0	0	2	0	0	0	0	.000	.000
Murphy	.545	3	11	4	6	10	1	0	1	2	0	0	0	1	0	1	0	1	0	0	.909	.583
Newman	.000	1	3	0	0	0	0	0	0	0	1	0	0	0	0	1	0	0	0	0	.000	.000
Picciolo	.333	1	3	0	1	1	0	0	0	0	0	0	0	0	0	0	0	0	0	0	.333	.333
Spencer	.250	1	4	0	1	2	1	0	0	0	0	0	0	0	0	0	0	0	0	0	.500	.250
Stanley	.000	3	6	0	0	0	0	0	0	0	0	0	1	0	1	0	0	0	0	0	.000	.143
pitchers	—	0	0	0	0	0	0	0	0	0	0	0	0	0	0	0	0	0	0	1	—	—
Totals	.253	3	99	10	25	39	5	0	3	9	3	0	0	6	0	10	2	1	1	3	.394	.295

PITCHER	W	L	ERA	G	GS	CG	GF	SHO	SV	IP	H	R	ER	HR	HB	BB	IBB	SO	WP	BK	AVG
Beard	0	0	0.00	1	0	0	1	0	1	1.1	0	0	0	0	0	0	0	2	0	0	.000
Langford	1	0	1.23	1	1	0	0	0	0	7.1	10	1	1	0	0	0	3	0	0	0	.333
McCatty	1	0	1.00	1	1	1	0	0	0	9.0	6	1	1	0	0	4	0	3	0	0	.188
Norris	1	0	0.00	1	1	1	0	1	0	9.0	4	0	0	0	0	3	0	2	0	0	.129
Underwood	0	0	0.00	1	0	0	0	0	0	0.1	0	0	0	0	0	0	0	1	0	0	.000
Totals	3	0	0.67	3	3	2	1	1	1	27.0	20	2	2	0	0	7	0	11	0	0	.204

[Results and Boxscores](#)

1981 AMERICAN LEAGUE CHAMPIONSHIP SERIES

The A's are swept by the New York Yankees in three games in their first ALCS appearance in seven years. The A's are outscored 20-4 in the three-game set, compiling a .222 batting average while allowing a 6.84 ERA. Rickey Henderson provides most of the offense as he is 4-for-11 with two doubles, a triple, an RBI and two stolen bases.

The Yankees score three times in the first inning off A's starter Mike Norris in Game 1 en route to a 3-1 victory. Dwayne Murphy drives in Rob Picciolo with the A's lone run in the first inning. The A's take a 3-1 lead in Game 2 before New York scores seven times in the bottom of the fourth inning to take an 8-3 lead. Steve McCatty takes the loss, allowing five runs on six hits in 3 1/3 innings and all five A's pitchers allow at least one run. The Yankees then clinch the series with a 4-0 victory in Game 3 as Dave Righetti, Ron Davis and Rich Gossage combine to blank the A's on five hits.

FINAL STATISTICS

PLAYER	AVG	G	AB	R	H	TB	2B	3B	HR	RBI	SH	SF	HP	BB	IBB	SO	SB	CS	DP	E	SLG	OBP
Armas	.167	3	12	0	2	2	0	0	0	0	0	0	0	0	0	5	0	0	1	0	.167	.167
Bosetti	.250	2	4	1	1	2	1	0	0	0	0	0	0	0	0	1	0	0	0	0	.500	.250
Davis	1.000	1	1	0	1	1	0	0	0	0	0	0	0	0	0	0	0	0	0	0	1.000	1.000
Drumright	.000	3	4	0	0	0	0	0	0	0	0	0	0	1	1	0	0	0	0	0	.000	.200
Gross	.000	3	5	0	0	0	0	0	0	0	0	0	0	0	0	0	0	0	0	0	.000	.000
Heath	.333	3	6	1	2	2	0	0	0	0	0	0	0	0	0	1	0	0	0	0	.333	.333
Henderson	.364	3	11	0	4	8	2	1	0	1	0	0	0	1	0	2	2	0	1	1	.727	.417
Johnson	.000	2	6	0	0	0	0	0	0	0	0	0	0	2	0	2	0	0	0	0	.000	.250
Klutts	.429	3	7	1	3	3	0	0	0	0	0	0	0	0	0	1	0	0	0	1	.429	.429
McKay	.273	3	11	0	3	3	0	0	0	1	0	0	0	0	0	2	0	0	1	1	.273	.273
Moore	.250	3	8	0	2	2	0	0	0	0	0	0	0	0	0	1	0	0	1	0	.250	.250
Murphy	.250	3	8	0	2	3	1	0	0	1	0	0	0	2	0	3	0	0	1	0	.375	.400
Newman	.000	2	5	0	0	0	0	0	0	0	0	0	0	0	0	2	0	0	1	0	.000	.000
Picciolo	.200	2	5	1	1	1	0	0	0	0	0	0	0	0	0	2	0	0	0	1	.200	.200
Spencer	.000	2	3	0	0	0	0	0	0	0	0	0	0	0	0	0	0	0	0	0	.000	.000
Stanley	.333	2	3	0	1	1	0	0	0	1	0	0	0	0	0	1	0	0	0	0	.333	.333
Totals	.222	3	99	4	22	28	4	1	0	4	0	0	0	6	1	23	2	0	6	4	.283	.267

PITCHER	W	L	ERA	G	GS	CG	GF	SHO	SV	IP	H	R	ER	HR	HB	BB	IBB	SO	WP	BK	AVG
Beard	0	0	40.50	1	0	0	0	0	0	0.2	5	3	3	1	0	0	0	0	0	0	.714
Jones	0	0	4.50	1	0	0	0	0	0	2.0	2	1	1	0	1	1	0	0	0	0	.250
Keough	0	1	1.08	1	1	0	0	0	0	8.1	7	2	1	1	0	6	0	4	1	0	.219
Kingman	0	0	81.00	1	0	0	0	0	0	0.1	3	3	3	0	0	0	0	0	0	0	.750
McCatty	0	1	13.50	1	1	0	0	0	0	3.1	6	5	5	0	1	2	0	2	0	0	.375
Norris	0	1	3.68	1	1	0	0	0	0	7.1	6	3	3	0	0	2	0	4	0	0	.222
Owchinko	0	0	5.40	1	0	0	1	0	0	1.2	3	1	1	1	0	0	0	0	0	0	.429
Underwood	0	0	13.50	2	0	0	2	0	0	1.1	4	2	2	0	0	2	0	0	0	0	.667
Team Totals	0	3	6.84	3	3	0	3	0	0	25.0	36	20	19	3	2	13	0	10	1	0	.336

Results and Boxscores

1988 AMERICAN LEAGUE CHAMPIONSHIP SERIES

The A's sweep the Boston Red Sox in four games to win their first American League pennant in 14 years. The A's hit .299 in the series and the pitching staff posts a 2.00 ERA while holding the Red Sox to a .206 batting average. Dennis Eckersley was named ALCS MVP after saving all four games and the bullpen recorded three of the wins. Dave Henderson hit .375 and Jose Canseco hit three of the A's seven home runs.

Jose Canseco homers in the fourth inning of Game 1 but Dave Henderson provides the game-winning single in the eighth inning in the A's 2-1 victory. Game 2 is a scoreless tie until the Red Sox score twice in the sixth off Storm Davis but Jose Canseco hit a two-run home run and Mark McGwire added a RBI single in the seventh to give the A's a 3-2 lead. After the Red Sox tie the game, Walt Weiss has the game-winning RBI single in the ninth. The A's outscore the Red Sox 10-6 in Game 3 as Carney Lansford, McGwire and Ron Hassey have three hits each while Hassey drives in three runs. The A's clinch the series with a 4-1 win in Game 4 as Dave Stewart allows one run in seven innings for the win. Jose Canseco homered in the first and Dave Henderson had an RBI single in the third before the A's score two insurance runs in the eighth.

FINAL STATISTICS

PLAYER	AVG	G	AB	R	H	TB	2B	3B	HR	RBI	SH	SF	HP	BB	IBB	SO	SB	CS	DP	E	SLG	OBP
Baylor	.000	2	6	0	0	0	0	0	0	1	0	1	0	1	0	2	0	0	0	0	.000	.125
Canseco	.313	4	16	4	5	15	1	0	3	4	0	0	0	1	0	2	1	1	1	0	.938	.353
Gallego	.083	4	12	1	1	1	0	0	0	0	0	0	0	0	0	3	0	0	0	0	.083	.083
Hassey	.500	4	8	2	4	8	1	0	1	3	0	0	0	1	1	1	0	0	0	0	1.000	.556
Henderson	.375	4	16	2	6	10	1	0	1	4	0	0	0	1	0	7	0	0	0	2	.625	.412
Javier	.500	2	4	0	2	2	0	0	0	1	0	0	0	1	1	0	0	0	0	0	.500	.600
Lansford	.294	4	17	4	5	9	1	0	1	2	0	0	0	0	0	2	0	1	0	0	.529	.294
McGwire	.333	4	15	4	5	8	0	0	1	3	0	0	0	1	1	5	0	0	0	0	.533	.375
Parker	.250	3	12	1	3	4	1	0	0	0	0	0	0	0	0	4	0	0	0	1	.333	.250
Phillips	.286	2	7	0	2	3	1	0	0	0	0	0	0	1	0	3	0	0	0	0	.429	.375
Polonia	.400	3	5	0	2	2	0	0	0	0	0	0	0	1	0	2	0	1	0	0	.400	.500
Steinbach	.250	2	4	0	1	1	0	0	0	0	0	0	0	2	0	0	0	0	0	0	.250	.500
Weiss	.333	4	15	2	5	7	2	0	0	2	0	0	0	0	0	4	0	0	0	0	.467	.333
Totals	.299	4	137	20	41	70	8	0	7	20	0	1	0	10	3	35	1	3	1	3	.511	.345

PITCHER	W	L	ERA	G	GS	CG	GF	SHO	SV	IP	H	R	ER	HR	HB	BB	IBB	SO	WP	BK	AVG
Cadaret	0	0	27.00	1	0	0	0	0	0	0.1	1	1	1	1	0	0	0	0	0	0	.500
Davis	0	0	0.00	1	1	0	0	0	0	6.1	2	2	0	0	0	5	0	4	1	0	.100
Eckersley	0	0	0.00	4	0	0	4	0	4	6.0	1	0	0	0	0	2	0	5	0	0	.053
Honeycutt	1	0	0.00	3	0	0	0	0	0	2.0	0	0	0	0	0	2	0	0	0	0	.000
Nelson	2	0	0.00	2	0	0	0	0	0	4.2	5	0	0	0	0	1	0	0	0	0	.294
Plunk	0	0	0.00	1	0	0	0	0	0	0.1	1	0	0	0	0	0	0	1	0	0	.500
Stewart	1	0	1.35	2	2	0	0	0	0	13.1	9	2	2	0	1	6	0	11	0	0	.188
Welch	0	0	27.00	1	1	0	0	0	0	1.2	6	5	5	1	0	2	0	0	0	0	1.667
Young	0	0	0.00	1	0	0	0	0	0	1.1	1	1	0	0	0	0	0	2	0	0	.200
Totals	4	0	2.00	4	4	0	4	0	4	36.0	26	11	8	2	1	18	0	23	1	1	.206

Results and Boxscores

1988 WORLD SERIES

The A's return to the World Series for the first time in 14 years when they also met the Dodgers. After winning the series in five games in 1974, the A's lose to the Dodgers in five games in 1988. The A's hit just .177 in the series and are outscored 21-11 in the five games. Jose Canseco collects just one hit in the series but leads the A's with five RBI. Storm Davis loses twice and posts an 11.25 ERA.

Canseco hits a grand slam in the second inning of Game 1 to give the A's a 4-2 lead before Kirk Gibson hits a pinch-hit, two-out, two-run home run in the bottom of the ninth to lift the Dodgers to a 5-4 win. Orel Hershiser shuts out the A's on three hits in a 6-0 Los Angeles win in Game 2. Davis allows six runs in 3.1 innings and Dave Parker has all three of the A's hits. The series moves to Oakland for Game 3 and the A's get their only win of the series when Mark McGwire breaks a 1-1 tie with a one-out home run in the bottom of the ninth. The Dodgers score two runs in the first inning of Game 4 and lead the rest of the way in a 4-3 win. Dave Henderson collects four hits. Hershiser clinches World Series MVP honors by tossing a four-hitter in Game 5 to defeat the A's 5-2.

FINAL STATISTICS

PLAYER	AVG	G	AB	R	H	TB	2B	3B	HR	RBI	SH	SF	HP	BB	IBB	SO	SB	CS	DP	E	SLG	OBP
Baylor	.000	1	1	0	0	0	0	0	0	0	0	0	0	0	0	1	0	0	0	0	.000	.000
Canseco	.053	5	19	1	1	4	0	0	1	5	0	0	1	2	0	5	1	0	0	0	.211	.182
Davis	.000	2	1	0	0	0	0	0	0	0	0	0	0	0	0	1	0	0	0	0	.000	.000
Gallego	—	1	0	0	0	0	0	0	0	0	0	0	0	0	0	0	0	0	0	0	—	—
Hassey	.250	5	8	0	2	2	0	0	0	1	0	0	0	3	0	3	0	0	0	0	.250	.455
Henderson	.300	5	20	1	6	8	2	0	0	1	0	0	0	2	0	7	0	0	0	0	.400	.364
Hubbard	.250	4	12	2	3	3	0	0	0	0	0	0	1	0	2	1	0	0	0	1	.250	.308
Javier	.500	3	4	0	2	2	0	0	0	2	0	1	0	0	0	2	0	0	0	0	.500	.400
Lansford	.167	5	18	2	3	3	0	0	0	1	0	0	0	2	0	2	0	0	0	0	.167	.250
McGwire	.059	5	17	1	1	4	0	0	1	1	0	0	0	3	1	4	0	0	2	0	.235	.200
Parker	.200	4	15	0	3	3	0	0	0	0	0	0	0	2	0	4	0	0	0	0	.200	.294
Phillips	.250	2	4	1	1	1	0	0	0	0	0	0	0	1	0	2	0	0	0	0	.250	.400
Polonia	.111	3	9	1	1	1	0	0	0	0	0	0	0	0	0	2	0	0	0	0	.111	.111
Steinbach	.364	3	11	0	4	5	1	0	0	0	0	0	0	0	0	2	0	0	0	0	.455	.364
Stewart	.000	2	3	1	0	0	0	0	0	0	0	0	0	1	0	3	0	0	0	0	.000	.250
Weiss	.063	5	16	1	1	1	0	0	0	0	1	0	0	0	0	2	1	0	0	1	.063	.063
Totals	.177	5	158	11	28	37	3	0	2	11	1	1	1	17	1	41	3	0	2	2	.234	.260
PITCHER	W	L	ERA	G	GS	CG	GF	SHO	SV	IP	H	R	ER	HR	HB	BB	IBB	SO	WP	BK	AVG	
Burns	0	0	0.00	1	0	0	1	0	0	0.1	0	0	0	0	0	0	0	0	0	0	0.000	
Cadaret	0	0	0.00	3	0	0	0	0	0	2.0	2	0	0	0	0	0	0	0	3	0	0.250	
Davis	0	2	11.25	2	2	0	0	0	0	8.0	14	10	10	3	0	1	0	7	0	0	0.389	
Eckersley	0	1	10.80	2	0	0	2	0	0	1.2	2	2	2	1	0	1	0	2	0	0	0.333	
Honeycutt	1	0	0.00	3	0	0	2	0	0	3.1	0	0	0	0	0	0	0	5	0	0	0.000	
Nelson	0	0	1.42	3	0	0	0	0	0	6.1	4	1	1	0	0	3	0	3	0	0	0.174	
Plunk	0	0	0.00	2	0	0	0	0	0	1.2	0	0	0	0	0	0	0	3	0	0	0.000	
Stewart	0	1	3.14	2	2	0	0	0	0	14.1	12	7	5	1	1	5	0	5	1	1	1.222	
Welch	0	0	1.80	1	1	0	0	0	0	5.0	6	1	1	0	0	3	0	8	0	0	0.300	
Young	0	0	0.00	1	0	0	0	0	0	1.0	1	0	0	0	0	0	0	0	0	0	0.250	
Totals	1	4	3.92	5	5	0	5	0	0	43.2	41	21	19	5	1	13	0	36	1	1	.246	

Results and Boxscores

1989 AMERICAN LEAGUE CHAMPIONSHIP SERIES

The A's win their second consecutive American League Pennant by defeating Toronto, four games to one. Rickey Henderson runs away with ALCS MVP honors, batting .400 with eight runs scored, two home runs, five RBI and eight stolen bases in the five game series. Dave Parker also homers twice, Dave Stewart wins both of his starts and Dennis Eckersley saves three of the A's four wins.

The A's win Game 1 by a 7-3 score, but were trailing 3-2 entering the sixth. Mark McGwire ties the game with a solo home run and Henderson breaks up a double play that leads to two more runs. Stewart and Eckersley do not allow a hit after a fourth inning home run by Ernie Whitt. Henderson goes 2-for-2 with two walks, two runs and four steals to lead the A's to a 6-3 win in Game 2 as Mike Moore allows just one unearned run in seven innings for the win. The series moves to Toronto for Game 3 and the Blue Jays record a 7-3 win, scoring six runs off Storm Davis after the A's build a 3-0 lead. Jose Canseco hits a home run into the fifth deck at Skydome to highlight the A's 6-5 win in Game 4. Henderson hits two home runs and also drives in four runs. The A's then clinch the series with a 4-3 win in Game 5, building a 4-0 lead before holding on as the Blue Jays score two in the eighth and three in the ninth. Stewart picks up the win and the A's offense collects just four hits.

FINAL STATISTICS

PLAYER	AVG	G	AB	R	H	TB	2B	3B	HR	RBI	SH	SF	HP	BB	IBB	SO	SB	CS	DP	E	SLG	OBP
Blankenship	—	1	0	0	0	0	0	0	0	0	0	0	0	0	0	0	0	0	0	0	—	—
Canseco	.294	5	17	1	5	8	0	0	1	3	0	0	0	3	0	7	0	2	0	1	.471	.400
Gallego	.273	4	11	3	3	4	1	0	0	1	2	0	0	0	0	2	0	0	0	0	.364	.273
Hassey	.167	2	6	0	1	1	0	0	0	1	0	1	0	1	0	2	0	0	1	0	.167	.250
Henderson, D	.263	5	19	4	5	11	3	0	1	1	0	0	0	2	0	5	0	0	0	0	.579	.333
Henderson, R	.400	5	15	8	6	15	1	1	2	5	0	0	1	7	0	0	8	1	0	11,000	.609	
Javier	.000	1	2	0	0	0	0	0	0	0	0	0	0	0	0	1	0	0	0	0	.000	.000
Lansford	.455	3	11	2	5	5	0	0	0	4	0	0	0	2	0	1	2	0	0	0	.455	.538
McGwire	.389	5	18	3	7	11	1	0	1	3	0	1	0	1	0	4	0	0	1	1	.611	.400
Parker	.188	4	16	2	3	9	0	0	2	3	0	0	0	0	0	0	0	0	0	0	.563	.188
Phelps	1.000	1	1	0	1	2	1	0	0	0	0	0	0	0	0	0	0	0	0	0	2,000	1,000
Phillips	.167	5	18	1	3	4	1	0	0	1	0	0	0	2	0	4	2	0	0	0	.222	.250
Steinbach	.200	4	15	0	3	3	0	0	0	1	0	0	0	1	0	5	0	0	0	0	.200	.250
Weiss	.111	4	9	2	1	2	1	0	0	0	1	0	0	1	0	1	1	0	0	0	.222	.200
Totals	.272	5	158	26	43	75	9	1	7	23	3	2	1	20	0	32	13	3	2	3	.475	.354

PITCHER	W	L	ERA	G	GS	CG	GF	SHO	SV	IP	H	R	ER	HR	HB	BB	IBB	SO	WP	BK	AVG
Davis	0	1	7.11	1	1	0	0	0	0	6.1	5	6	5	0	0	2	1	3	0	0	.227
Eckersley	0	0	1.59	4	0	0	4	0	3	5.2	4	1	1	0	0	0	0	2	0	0	.211
Honeycutt	0	0	32.40	3	0	0	0	0	0	1.2	6	6	6	0	0	5	0	1	1	0	.545
Moore	1	0	0.00	1	1	0	0	0	0	7.0	3	1	0	0	0	2	0	3	0	0	.125
Nelson	0	0	0.00	1	0	0	0	0	0	1.1	1	0	0	0	0	0	0	2	0	0	.250
Stewart	2	0	2.81	2	2	0	0	0	0	16.0	13	5	5	3	0	3	0	9	0	0	.224
Welch	1	0	3.18	1	1	0	0	0	0	5.2	8	2	2	0	0	1	0	4	0	0	.308
Young	0	0	0.00	1	0	0	1	0	0	0.1	0	0	0	0	0	2	0	0	0	0	.000
Totals	4	1	3.89	5	5	0	5	0	3	44.0	40	21	19	3	0	15	1	24	1	0	.242

[Results and Boxscores](#)

1989 WORLD SERIES

Oakland sweeps San Francisco for the A's first World Championship in 15 years in a series halted 12 days after an earthquake struck just prior to Game 3. The A's outscore the Giants 32-14 in the four-game set, hitting nine home runs and batting .301. Dave Stewart earns series MVP honors with two wins and a 1.69 ERA, Mike Moore wins the other two games and Rickey Henderson hits .474.

Stewart tosses a five-hit shutout in Game 1 as the A's win 5-0 in Oakland. The A's score three times in the second and Dave Parker and Walt Weiss hit solo home runs in the third and fourth innings. Moore and the A's bullpen hold the Giants to one run in a 5-1 victory in Game 2. With the score tied 1-1 after three innings, the A's break the game open with a four-run fourth, highlighted by Terry Steinbach's three-run homer. The series moves to San Francisco for Game 3 and the A's outslug the Giants 13-7. Dave Henderson homers twice and Tony Phillips, Jose Canseco and Carney Lansford also homer as the A's tie a series record with five home runs. Moore picks up the win in the A's 9-6 win in Game 4 and also adds a two-run double. Rickey Henderson homers and collects three hits as the A's lead 8-0 entering the bottom of the sixth.

FINAL STATISTICS

PLAYER	AVG	G	AB	R	H	TB	2B	3B	HR	RBI	SH	SF	HP	BB	IBB	SO	SB	CS	DP	E	SLG	OBP
Blankenship	.500	1	2	1	1	1	0	0	0	0	0	0	0	0	0	0	0	0	0	0	.500	.500
Canseco	.357	4	14	5	5	8	0	0	1	3	0	0	0	4	1	3	1	0	0	0	.571	.500
Gallego	.000	2	1	0	0	0	0	0	0	0	0	0	0	0	0	0	0	0	0	0	.000	.000
Henderson, D	.308	4	13	6	4	12	2	0	2	4	0	0	1	4	0	3	0	0	1	0	.923	.500
Henderson, R	.474	4	19	4	9	17	1	2	1	3	0	0	0	2	0	2	3	1	0	0	.895	.524
Javier	—	1	0	0	0	0	0	0	0	0	0	0	0	0	0	0	0	0	0	0	—	—
Lansford	.438	4	16	5	7	11	1	0	1	4	0	0	0	3	0	1	0	0	1	0	.688	.526
McGwire	.294	4	17	0	5	6	1	0	0	1	0	0	0	1	0	3	0	0	0	0	.353	.333
Moore	.333	2	3	1	1	2	1	0	0	2	0	0	0	0	0	1	0	0	0	0	.667	.333
Parker	.222	3	9	2	2	6	1	0	1	2	0	0	0	0	0	2	0	0	0	0	.667	.222
Phelps	.000	1	1	0	0	0	0	0	0	0	0	0	0	0	0	0	0	0	0	0	.000	.000
Phillips	.235	4	17	2	4	8	1	0	1	3	0	0	0	0	0	3	0	0	0	0	.471	.235
Steinbach	.250	4	16	3	4	9	0	1	1	7	0	0	0	2	0	1	0	0	0	0	.563	.333
Stewart	.000	2	3	0	0	0	0	0	0	0	0	0	0	0	0	1	0	0	0	0	1.000	.000
Weiss	.133	4	15	3	2	5	0	0	1	1	0	0	0	2	2	2	0	0	0	0	.333	.235
Totals	.301	4	146	32	44	85	8	3	9	30	0	0	1	18	3	22	4	1	2	1	.582	.382

PITCHER	W	L	ERA	G	GS	CG	GF	SHO	SV	IP	H	R	ER	HR	HB	BB	IBB	SO	WP	BK	AVG
Burns	0	0	0.00	2	0	0	1	0	0	1.2	1	0	0	0	0	1	0	0	0	0	.167
Eckersley	0	0	0.00	2	0	0	2	0	1	1.2	0	0	0	0	0	0	0	0	0	0	.000
Honeycutt	0	0	6.75	3	0	0	0	0	0	2.2	4	2	2	0	0	0	0	2	0	0	.364
Moore	2	0	2.08	2	2	0	0	0	0	13.0	9	3	3	1	0	3	0	10	2	0	.196
Nelson	0	0	54.00	2	0	0	0	0	0	1.0	4	6	6	2	0	2	0	1	0	0	.571
Stewart	2	0	1.69	2	2	1	0	1	0	16.0	10	3	3	1	0	2	0	14	0	0	.169
Totals	4	0	3.50	4	4	1	3	1	1	36.0	28	14	14	4	0	8	0	27	2	0	.209

[Results and Boxscores](#)

1990 AMERICAN LEAGUE CHAMPIONSHIP SERIES

The A's sweep Boston in the American League Championship Series for the second time in the last three years and become the first team since the 1976-78 New York Yankees to win three straight pennants. The A's pitching staff held the Red Sox to four runs, one in each game, while the offense hit .299 with no home runs. Dave Stewart picked up two wins and posted a 1.13 ERA to earn ALCS MVP honors and Terry Steinbach (.455), Carney Lansford (.438) and Mike Gallego (.400) all hit .400.

Dave Stewart and Roger Clemens engaged in a pitchers duel in Game 1 and when Clemens left after six innings, the A's trailed 1-0. The A's then scored nine runs off the Sox bullpen, including seven in the ninth, to win 9-1. Rickey Henderson had three RBI, Lansford and Steinbach had three hits each and Stewart allows one run in eight innings. Boston again took a 1-0 lead in Game 2, but the A's scored four unanswered runs this time, tying the game on a Harold Baines RBI single in the fourth and taking the lead on a Baines ground out in the seventh. The series moves to Oakland for Game 3 and starts in a familiar way as Boston scores a run in the second before the A's score twice in the fourth and sixth innings to win 4-1. The A's finally score first in Game 4, scoring three times in the second highlighted by a two-run double by Mike Gallego. Dave Stewart pitches eight scoreless innings before allowing a run in the ninth and Rick Honeycutt gets the final three outs for the save in the A's 3-1 win.

FINAL STATISTICS

PLAYER	AVG	G	AB	R	H	TB	2B	3B	HR	RBI	SH	SF	HP	BB	IBB	SO	SB	CS	DP	E	SLG	OBP
Baines	.357	4	14	2	5	6	1	0	0	3	1	0	0	2	2	1	1	0	1	0	.429	.438
Blankenship	—	3	0	1	0	0	0	0	0	0	0	0	0	0	0	1	0	0	0	0	—	—
Canseco	.182	4	11	3	2	2	0	0	0	1	0	1	0	5	0	5	2	0	0	0	.182	.412
Gallego	.400	4	10	1	4	5	1	0	0	2	0	0	1	1	0	1	0	1	0	0	.500	.500
Hassey	.333	2	3	0	1	1	0	0	0	0	0	0	1	2	0	0	0	0	1	0	.333	.667
Henderson, D	.167	2	6	0	1	1	0	0	0	1	0	1	0	0	0	2	1	0	1	0	.167	.250
Henderso, R	.294	4	17	1	5	5	0	0	0	3	0	1	0	1	0	2	2	1	0	0	.294	.316
Jennings	.000	1	1	0	0	0	0	0	0	0	0	0	0	0	0	0	0	0	0	0	.000	.000
Lansford	.438	4	16	2	7	8	1	0	0	2	2	0	0	0	0	1	0	0	0	0	.500	.438
McGee	.222	3	9	3	2	3	1	0	0	0	1	0	0	1	0	2	2	0	0	0	.333	.300
McGwire	.154	4	13	2	2	2	0	0	0	2	0	0	1	3	0	3	0	0	0	0	.154	.353
Quirk	1.000	1	1	0	1	1	0	0	0	0	0	0	0	0	0	0	0	0	0	0	1.000	1.000
Randolph	.375	4	8	1	3	3	0	0	0	3	0	0	0	1	0	0	0	0	1	0	.375	.444
Steinbach	.455	3	11	2	5	5	0	0	0	1	0	0	0	1	0	2	0	1	1	0	.455	.500
Weiss	.000	2	7	2	0	0	0	0	0	0	0	0	0	2	0	2	0	0	0	1	.000	.222
Totals	.299	4	127	20	38	42	4	0	0	18	4	3	4	19	2	21	9	3	5	1	.331	.399

PITCHER	W	L	ERA	G	GS	CG	GF	SHO	SV	IP	H	R	ER	HR	HB	BB	IBB	SO	WP	BK	AVG
Eckersley	0	0	0.00	3	0	0	3	0	2	3.1	2	0	0	0	0	0	0	3	0	0	.167
Honeycutt	0	0	0.00	3	0	0	1	0	1	1.2	0	0	0	0	0	0	0	0	0	0	.000
Moore	1	0	1.50	1	1	0	0	0	0	6.0	4	1	1	0	0	1	0	5	0	0	.190
Nelson	0	0	0.00	1	0	0	0	0	0	1.2	3	0	0	0	0	0	0	0	0	0	.375
Stewart	2	0	1.13	2	2	0	0	0	0	16.0	8	2	2	1	0	2	0	4	0	0	.148
Welch	1	0	1.23	1	1	0	0	0	0	7.1	6	1	1	0	0	3	0	4	0	0	.222
Totals	4	0	1.00	4	4	0	4	0	3	36.0	23	4	4	1	0	6	0	16	0	0	.183

[Results and Boxscores](#)

1990 WORLD SERIES

The A's are swept by Cincinnati in the World Series, the fourth sweep in which the A's were involved in six postseason series from 1988-90. The Reds outscore the A's 22-8, shutting out Oakland in Game 1 and holding the A's to one run in Game 4. The A's hit .207 as a team led by Rickey Henderson (.333). Dave Stewart posts a 2.77 ERA but loses twice.

Former Athletic Jose Rijo shuts out the A's in Game 1 at Cincinnati, 7-0. He combines with Rob Dibble and Randy Myers on a nine-hit shutout as the A's strand 11. Dave Stewart takes the loss, allowing four runs on three hits and four walks in four innings. The A's lose 5-4 in 10 innings in Game 2 as Dennis Eckersley allows three consecutive hits, including the game winning RBI single to Joe Oliver. Jose Canseco's solo home run highlights the A's three-run third which puts Oakland ahead 4-2 but the Reds score one in the fourth and one in the eighth to tie the game. The series moves to Oakland for Game 3 but the Reds win 8-2, scoring seven times in the third inning. Mike Moore allows six runs in 2 2/3 innings for the loss and Scott Sanderson allows two more. A Harold Baines two-run home run and a Rickey Henderson solo shot account for the A's scoring. Dave Stewart tosses a complete game in Game 4, but the A's lose 2-1 as Jose Rijo and Randy Myers combine on a two-hitter. Carney Lansford has a RBI single in the first. Stewart shuts out the Reds over the first seven innings before Cincinnati scores two in the eighth on a fielder's choice and a Hal Morris sacrifice fly.

FINAL STATISTICS

PLAYER	AVG	G	AB	R	H	TB	2B	3B	HR	RBI	SH	SF	HP	BB	IBB	SO	SB	CS	DP	E	SLG	OBP
Baines	.143	3	7	1	1	4	0	0	1	2	0	0	0	1	1	2	0	0	0	0	.571	.250
Blankenship	.000	1	1	0	0	0	0	0	0	0	0	0	0	0	0	1	0	0	0	0	.000	.000
Bordick	—	3	0	0	0	0	0	0	0	0	0	0	0	0	0	0	0	0	0	0	—	—
Canseco	.083	4	12	1	1	4	0	0	1	2	0	0	0	2	0	3	0	0	1	0	.333	.214
Gallego	.091	4	11	0	1	1	0	0	0	1	0	0	0	1	0	3	1	0	0	1	.091	.167
Hassey	.333	3	6	0	2	2	0	0	0	1	0	1	0	0	0	0	0	0	1	0	.333	.286
Henderson, D.	.231	4	13	2	3	4	1	0	0	0	0	0	0	1	0	3	0	0	0	0	.308	.286
Henderson, R.	.333	4	15	2	5	10	2	0	1	1	0	0	0	3	0	4	3	0	0	0	.667	.444
Jennings	1.000	1	1	0	1	1	0	0	0	0	0	0	0	0	0	0	0	0	0	0	1.000	1.000
Lansford	.267	4	15	0	4	4	0	0	0	1	1	0	0	1	0	0	1	0	0	0	.267	.313
McGee	.200	4	10	1	2	3	1	0	0	0	0	0	0	0	0	2	1	0	1	0	.300	.200
McGwire	.214	4	14	1	3	3	0	0	0	0	0	0	0	2	0	4	0	0	0	2	.214	.313
Quirk	.000	1	3	0	0	0	0	0	0	0	0	0	0	0	0	2	0	0	0	0	.000	.000
Randolph	.267	4	15	0	4	4	0	0	0	0	0	0	0	1	0	0	1	0	0	0	.267	.313
Steinbach	.125	3	8	0	1	1	0	0	0	0	0	0	0	0	0	1	0	0	0	0	.125	.125
Stewart	.000	2	1	0	0	0	0	0	0	0	0	0	0	0	0	1	0	0	0	1	.000	.000
Welch	.000	1	3	0	0	0	0	0	0	0	1	0	0	0	0	2	0	0	0	0	.000	.000
Totals	.207	4	135	8	28	41	4	0	3	8	2	1	0	12	1	28	7	0	2	5	.304	.270

PITCHER	W	L	ERA	G	GS	CG	GF	SHO	SV	IP	H	R	ER	HR	HB	BB	IBB	SO	WP	BK	AVG
Burns	0	0	16.20	2	0	0	0	0	0	1.2	5	3	3	0	0	2	0	0	1	0	.500
Eckersley	0	1	6.75	2	0	0	2	0	0	1.1	3	1	1	0	0	0	0	1	0	0	.429
Honeycutt	0	0	0.00	1	0	0	0	0	0	1.2	2	0	0	0	0	1	1	0	0	0	.286
Klink	0	0	—	1	0	0	0	0	0	0.0	0	0	0	0	0	1	0	0	0	0	—
Moore	0	1	6.75	1	1	0	0	0	0	2.2	8	6	2	2	0	0	0	1	0	0	.500
Nelson	0	0	0.00	2	0	0	0	0	0	5.0	3	0	0	0	0	2	0	0	0	0	.188
Sanderson	0	0	10.80	2	0	0	0	0	0	1.2	4	2	2	0	0	1	0	0	1	0	.500
Stewart	0	2	3.46	2	2	1	0	0	0	13.0	10	6	5	1	1	6	0	5	0	0	.222
Welch	0	0	4.91	1	1	0	0	0	0	7.1	9	4	4	0	0	2	2	0	0	0	.310
Young	0	0	0.00	1	0	0	1	0	0	1.0	1	0	0	0	0	0	0	0	0	0	.250
Totals	0	4	3.57	4	4	1	3	0	0	35.1	45	22	14	3	1	15	1	9	2	0	.317

Results and Boxscores

1992 AMERICAN LEAGUE CHAMPIONSHIP SERIES

The A's return to the ALCS for the fourth time in the last five years, but lose for the first time during that stretch as Toronto wins the series, 4-2. The A's hit .251 as a team led by Harold Baines (.440) and Jerry Browne (.400). Ruben Sierra leads Oakland with seven RBI. Dave Stewart has one of the A's two wins and posts a 2.70 ERA.

The A's open the series with a 4-3 win in Game 1 at Toronto as Harold Baines breaks a 3-3 tie with a ninth inning home run. Oakland scores three in the first on home runs by Mark McGwire and Terry Steinbach but Dave Stewart allows single runs in the fifth, sixth and eighth innings. Toronto comes back to win Game 2, 3-1 as David Cone shuts out the A's over the first eight innings before Baines has a RBI single in the ninth. Mike Moore allows three runs in seven innings for the loss. The Blue Jays win the first game in Oakland, 7-5 as Juan Guzman defeats Ron Darling. The A's collect 13 hits but strand 11 runners. Toronto then goes up 3-1 in the series with a 7-6, 11 inning win in Game 4. The A's score five times in the third and lead 6-1 entering the eighth. The Blue Jays score three times in the eighth and then tie the game on a two-run home run by Roberto Alomar off Dennis Eckersley in the ninth. A Pat Borders sacrifice fly off Kelly Downs in the 11th is the game winner. Dave Stewart keeps the A's alive with a complete game seven hitter as Oakland wins Game 5, 6-2. Jerry Browne provides the offense with four hits and two RBI and Ruben Sierra adds three RBI. The series returns to Toronto for Game 6 and the Blue Jays clinch the AL Pennant with a 9-2 win. Mike Moore takes the loss, allowing six runs on seven hits in 2.2 innings.

FINAL STATISTICS

PLAYER	AVG	G	AB	R	H	TB	2B	3B	HR	RBI	SH	SF	HP	BB	IBB	SO	SB	CS	DP	E	SLG	OBP
Baines	.440	6	25	6	11	16	2	0	1	4	1	0	0	0	0	3	0	0	1	0	.640	.440
Blankenship	.231	5	13	2	3	3	0	0	0	0	0	0	0	3	0	4	1	0	0	2	.231	.375
Bordick	.053	6	19	1	1	1	0	0	0	0	0	0	0	1	0	2	1	0	1	0	.053	.100
Browne	.400	4	10	3	4	4	0	0	2	1	0	0	0	2	0	0	0	0	0	0	.400	.500
Fox	.000	4	1	0	0	0	0	0	0	0	0	0	0	1	0	0	2	0	0	0	.000	.500
Henderson	.261	6	23	5	6	6	0	0	0	1	0	0	0	4	0	4	2	0	0	3	.261	.370
Lansford	.167	5	18	0	3	3	0	0	1	0	0	0	0	1	0	1	0	0	1	1	.167	.211
McGwire	.150	6	20	1	3	6	0	0	1	3	1	0	1	5	2	4	0	0	0	1	.300	.346
Quirk	.000	1	1	0	0	0	0	0	0	0	0	0	0	0	0	0	0	0	0	0	.000	.000
Ready	.000	1	1	0	0	0	0	0	0	0	0	0	0	0	0	1	0	0	0	0	.000	.000
Sierra	.333	6	24	4	8	15	2	1	1	7	0	2	0	2	0	1	1	2	1	0	.625	.357
Steinbach	.292	6	24	1	7	10	0	0	1	5	0	0	0	2	0	7	0	0	1	0	.417	.346
Weiss	.167	3	6	1	1	1	0	0	0	0	0	0	0	2	0	1	2	0	0	0	.167	.375
Wilson	.227	6	22	0	5	6	1	0	0	0	0	0	0	1	0	5	7	0	0	0	.273	.261
Totals	.251	6	207	24	52	71	5	1	4	23	3	2	1	24	2	33	16	2	5	7	.343	.329

PITCHER	W	L	ERA	G	GS	CG	GF	SHO	SV	IP	H	R	ER	HR	HB	BB	IBB	SO	WP	BK	AVG
Corsi	0	0	0.00	3	0	0	0	0	0	2.0	2	0	0	0	0	3	0	0	0	0	.286
Darling	0	1	3.00	1	1	0	0	0	0	6.0	4	3	2	2	0	2	0	3	2	0	.200
Downs	0	1	3.86	2	0	0	1	0	0	2.1	3	3	1	0	0	1	0	0	0	0	.300
Eckersley	0	0	6.00	3	0	0	2	0	1	3.0	8	2	2	1	0	0	0	2	0	0	.471
Honeycutt	0	0	0.00	2	0	0	0	0	0	2.0	0	0	0	0	0	0	0	1	0	0	.000
Moore	0	2	7.45	2	2	0	0	0	0	9.2	11	9	8	3	0	5	1	7	0	0	.282
Parrett	0	0	11.57	3	0	0	1	0	0	2.1	6	3	3	0	0	0	0	1	0	0	.600
Russell	1	0	9.00	3	0	0	0	0	0	2.0	2	2	2	0	0	4	0	0	1	0	.222
Stewart	1	0	2.70	2	2	1	0	0	0	16.2	14	5	5	3	0	6	0	7	0	0	.233
Welch	0	0	2.57	1	1	0	0	0	0	7.0	7	2	2	1	0	1	0	7	0	0	.250
Witt	0	0	18.00	1	0	0	1	0	0	1.0	2	2	2	0	0	1	0	1	0	0	.500
Totals	2	4	4.50	6	6	1	5	0	1	54.0	59	31	27	10	0	23	1	29	3	0	.281

[Results and Boxscores](#)

2000 AMERICAN LEAGUE DIVISION SERIES

The A's return to postseason play for the first time since 1992 and take the eventual World Champion New York Yankees to five games before losing the series, 3-2. The A's outscore New York 23-19, thanks to an 11-1 win in Game 4. Oakland hits .263 as a team led by Ramon Hernandez (.375). The pitching staff compiles a 3.48 ERA led by Jim Mecir who tossed 5.1 shutout innings and retired 16 of the 17 hitters he faces.

The A's open the series with a 5-3 win in Oakland as Ramon Hernandez has a RBI double in the sixth inning to break a 3-3 tie. Trailing 2-0 after four innings, the A's score three times in the fifth, beginning with a Hernandez RBI single. Gil Heredia allows three runs in six innings for the win. The Yankees come back to win Game 2 as Andy Pettitte and Mariano Rivera combine to shut out the A's on six hits. The series moves to New York for Game 3 and the Yankees win their second straight with a 4-2 victory. Tim Hudson goes the distance for the A's but Orlando Hernandez and Rivera combine to limit the A's to two runs on four hits, including a Terrence Long home run. Facing elimination in Game 4, Barry Zito allows one run in 5 2/3 innings to pick up the victory in the A's 11-1 win. Olmedo Saenz hits a three-run home run in the first inning and Ben Grieve adds a two-run single in the A's three-run sixth. Oakland adds another run in the eighth and four more in the ninth, including a two-run double by Eric Chavez. The series returns to Oakland for Game 5 but the Yankees score six times in the first inning off Gil Heredia for a 7-5 win. The A's score twice in the second, once in the third and two more times in the fourth but are shut out on three hits over the final five innings.

FINAL STATISTICS

PLAYER	AVG	G	AB	R	H	TB	2B	3B	HR	RBI	SH	SF	HP	BB	IBB	SO	SB	CS	DP	E	SLG	OBP
Chavez	.333	5	21	4	7	10	3	0	0	4	0	0	0	0	0	5	0	0	1	0	.476	.333
Christenson	.500	2	2	0	1	1	0	0	0	1	0	0	0	0	0	1	0	0	0	0	.500	.500
Fasano	—	1	0	0	0	0	0	0	0	0	0	0	0	0	0	0	0	0	0	0	—	—
Giambi, Ja.	.286	5	14	2	4	4	0	0	0	1	0	1	0	7	1	2	1	0	0	1	.286	.500
Giambi, Je.	.333	4	9	1	3	3	0	0	0	1	0	0	0	2	0	2	0	0	0	0	.333	.455
Grieve	.118	5	17	1	2	2	0	0	0	2	0	0	0	3	0	7	0	0	2	0	.118	.250
Hernandez	.375	5	16	3	6	8	2	0	0	3	1	0	1	0	0	3	0	0	0	1	.500	.412
Long	.158	5	19	2	3	6	0	0	1	1	0	0	0	3	0	2	0	0	2	1	.316	.273
Menechino	—	1	0	0	0	0	0	0	0	0	0	0	0	0	0	0	0	0	0	0	—	—
Platt	.167	3	6	2	1	1	0	0	0	0	0	0	0	0	0	1	0	0	0	0	.167	.167
Porter	1.000	2	1	0	1	1	0	0	0	1	0	0	0	0	0	0	0	0	0	0	1.000	1.000
Saenz	.231	4	13	1	3	6	0	0	1	4	0	1	1	0	0	2	0	0	1	0	.462	.267
Stairs	.111	3	9	0	1	2	1	0	0	0	0	0	0	0	0	1	0	0	0	0	.222	.111
Tejada	.350	5	20	5	7	9	2	0	0	1	0	0	0	2	0	2	1	0	0	0	.450	.409
Velarde	.250	5	20	2	5	6	1	0	0	3	0	0	0	2	0	3	1	0	0	2	.300	.318
Totals	.263	5	167	23	44	59	9	0	2	22	1	2	2	19	1	31	3	0	6	5	.353	.342

PITCHER	W	L	ERA	G	GS	CG	GF	SHO	SV	IP	H	R	ER	HR	HB	BB	IBB	SO	WP	BK	AVG
Appier	0	1	3.48	2	1	0	0	0	0	10.1	10	4	4	1	0	6	1	13	0	0	.250
Heredia	1	1	12.79	2	2	0	0	0	0	6.1	11	9	9	0	1	3	0	3	0	0	.407
Hudson	0	1	3.38	1	1	1	0	0	0	8.0	6	4	3	0	0	4	0	5	0	0	.194
Isringhausen	0	0	0.00	2	0	0	2	0	1	2.0	1	0	0	0	0	0	0	3	0	0	.143
Jones	0	0	0.00	2	0	2	0	0	0	1.1	1	0	0	0	0	0	0	1	0	0	.200
Magnante	0	0	0.00	2	0	0	0	0	0	3.0	1	0	0	0	0	0	0	2	0	0	.111
Mecir	0	0	0.00	3	0	0	0	0	0	5.1	1	0	0	0	0	0	0	2	0	0	.059
Tam	0	0	0.00	3	0	0	0	0	0	2.0	3	1	0	0	0	1	1	1	0	0	.333
Zito	1	0	1.59	1	1	0	0	0	0	5.2	7	1	1	0	0	2	0	5	0	0	.304
Totals	2	3	3.48	5	5	1	4	0	1	44.0	41	19	17	1	1	16	2	35	0	0	.244

[Results and Boxscores](#)

2001 AMERICAN LEAGUE DIVISION SERIES

The A's face New York in the American League Division Series again and lose to the Yankees in five games for the second straight year. The pitching staff compiles a 2.86 ERA, including 0.93 by Tim Hudson. Johnny Damon leads the A's with a .409 batting average and Terrence Long hits two home runs, both in Game 1.

The A's open the series with a 5-3 win for the second consecutive year as Mark Mulder allows one run on seven hits in 6 2/3 innings for the win. Terrence Long becomes the sixth Athletic to homer twice in a postseason game as he leads off the fourth and eighth innings with home runs. Johnny Damon is 4 for 4 with a walk and steals two bases. Tim Hudson combines with Jason Isringhausen for a 2-0, seven-hit shutout in Game 2. Hudson allows six of the hits in eight innings and Ron Gant homers to start the fourth inning. The series returns to Oakland for Game 3 and Mike Mussina and Mariano Rivera combine to shut out the A's on six hits. Jorge Posada homers with one out in the fifth for the only run and Barry Zito takes the loss, despite allowing one run on two hits and one walk in eight innings. Cory Lidle starts Game 4 and allows two unearned runs in the second, two in the third and two of the Yankees three runs in the fourth in a 9-2 loss. Lidle allows six runs on five hits and three walks in 3 1/3 innings. Miguel Tejada has four hits and Jermaine Dye breaks his leg after fouling off a pitch in the third inning. The series returns to Yankee Stadium for Game 5 and New York completes its comeback with a 5-3 win. RBI singles by Jason and Jeremy Giambi in the first and second innings give the A's a 2-0 lead but New York scores two in the second and unearned runs in the third and fourth off Mulder to take the lead for good. Mulder allows four runs on seven hits in 4 1/3 innings for the loss.

FINAL STATISTICS

PLAYER	AVG	G	AB	R	H	TB	2B	3B	HR	RBI	SH	SF	HP	BB	IBB	SO	SB	CS	DP	E	SLG	OBP
Byrnes	.000	2	2	0	0	0	0	0	0	0	0	0	0	0	0	1	0	0	0	0	.000	.000
Chavez	.143	5	21	0	3	4	1	0	0	0	0	0	0	0	5	0	0	1	1	.190	.143	
Damon	.409	5	22	3	9	13	2	1	0	0	0	0	0	1	0	1	2	0	0	.591	.435	
Dye	.231	4	13	0	3	5	2	0	0	0	0	0	2	0	2	0	0	0	0	.385	.333	
Gant	.182	4	11	1	2	5	0	0	1	1	0	0	0	0	3	0	0	0	0	.455	.182	
Giambi, Ja.	.353	5	17	2	6	9	0	0	1	4	0	1	0	4	1	2	0	0	1	.529	.455	
Giambi, Je.	.308	5	13	0	4	5	1	0	0	2	0	0	0	1	0	0	1	0	0	.385	.357	
Hernandez	.000	5	10	0	0	0	0	0	0	0	0	0	1	1	0	4	0	0	0	.000	.167	
Long	.389	5	18	3	7	16	3	0	2	3	0	0	0	1	0	2	0	0	0	.889	.421	
Menechino	.083	4	12	2	1	1	0	0	0	0	0	0	0	1	0	4	0	0	0	.083	.154	
Myers	.143	3	7	0	1	1	0	0	0	0	0	0	0	0	3	0	0	1	1	.143	.143	
Saenz	.000	3	4	0	0	0	0	0	0	0	0	0	0	0	1	0	0	0	0	.000	.000	
Santangelo	.333	2	3	0	1	2	1	0	0	0	0	1	0	0	0	0	0	0	0	.667	.500	
Tejada	.286	5	21	1	6	9	3	0	0	1	0	1	1	0	3	0	0	0	1	.429	.304	
Totals	.247	5	174	12	43	70	13	1	4	11	0	2	3	11	1	31	3	0	3	6	.402	.300

PITCHER	W	L	ERA	G	GS	CG	GF	SHO	SV	IP	H	R	ER	HR	HB	BB	IBB	SO	WP	BK	AVG
Bradford	0	0	0.00	1	0	0	0	0	0	1.0	0	0	0	0	0	0	0	1	0	0	.000
Guthrie	0	0	0.00	2	0	0	1	0	0	3.0	0	0	0	0	0	0	0	2	0	0	.000
Hiljous	0	0	27.00	1	0	0	0	0	0	0.1	0	1	1	0	0	2	0	0	0	0	.000
Hudson	1	0	0.93	2	1	0	0	0	0	9.2	8	1	1	1	0	1	0	5	0	0	.222
Isringhausen	0	0	0.00	2	0	0	2	0	2	2.0	1	0	0	0	0	1	0	3	0	0	.143
Lidle	0	1	10.80	1	1	0	0	0	0	3.1	5	6	4	0	0	3	0	0	0	0	.357
Magnante	0	0	0.00	1	0	0	0	0	0	1.1	3	0	0	0	0	1	0	1	0	0	.500
Mecir	0	0	5.40	2	0	0	1	0	0	3.1	4	2	2	1	0	0	0	4	0	0	.286
Mulder	1	1	2.45	2	2	0	0	0	0	11.0	14	5	3	0	2	2	0	7	0	0	.318
Tam	0	0	18.00	1	0	0	1	0	0	1.0	3	2	2	0	0	0	0	0	0	0	.500
Zito	0	1	1.13	1	1	0	0	0	0	8.0	2	1	1	1	2	1	0	6	0	0	.077
Totals	2	3	2.86	5	5	0	5	1	2	44.0	40	18	14	3	4	11	0	29	0	0	.241

[Results and Boxscores](#)

2002 AMERICAN LEAGUE DIVISION SERIES

The A's reach the postseason for the third consecutive season, facing Minnesota in the ALDS. However, the A's lose in five games for the third straight year. The A's hit .288 in the series, scoring 26 runs in the five games. Scott Hatteberg leads the A's with a .500 batting average and Ray Durham hits two home runs. The A's pitching staff allows 27 runs for a 4.09 ERA.

After winning Game 1 in each of the previous two seasons, the A's drop the opener in 2002, 7-5. The A's take a 5-1 lead after two innings but Tim Hudson allows a run in the third and one of the Twins three runs in the sixth. Ted Lilly allows two runs in two-thirds of an inning for the loss and blown save. The A's win Game 2 9-1 as Eric Chavez hits a three-run home run in the first to give Mark Mulder all the runs he would need. Mulder allows a run on five hits in six innings. The series moves to Minnesota for Game 3 and the A's win 6-3 behind Barry Zito. Ray Durham leads off the game with an inside-the-park home run and Scott Hatteberg follows with a home run to mark the first time in postseason history a team has started a game with back-to-back home runs. The Twins even the series at two with an 11-2 win in Game 4. Miguel Tejada hits a two-run home run in the third inning but Tim Hudson allows two in the bottom of the inning before the Twins score seven unearned runs in the fourth to hand Hudson the loss. Minnesota then wins Game 5, 5-4. The Twins take a 2-0 lead before Ray Durham homers in the bottom of the third. The score remains 2-1 until Billy Koch allows three runs in the ninth. Mark Ellis hits a three-run home run in the bottom of the ninth.

FINAL STATISTICS

PLAYER	AVG	G	AB	R	H	TB	2B	3B	HR	RBI	SH	SF	HP	BB	IBB	SO	SB	CS	DP	E	SLG	OBP
Byrnes	.000	2	1	0	0	0	0	0	0	0	0	0	0	0	0	1	0	0	0	0	.000	.000
Chavez	.381	5	21	3	8	11	0	0	1	5	0	0	0	2	1	1	0	0	0	0	.524	.435
Durham	.333	5	21	7	7	16	3	0	2	2	0	0	1	2	0	4	1	0	0	0	.762	.417
Dye	.400	5	20	3	8	13	2	0	1	1	0	0	0	1	0	5	0	0	0	0	.650	.429
Ellis	.368	5	19	1	7	12	2	0	1	4	0	0	0	1	0	2	0	0	0	1	.632	.400
Hatteberg	.500	5	14	5	7	12	2	0	1	3	0	0	0	3	0	0	0	0	0	1	.857	.588
Hernandez	.059	5	17	0	1	1	0	0	0	0	0	0	0	0	0	4	0	0	1	0	.059	.059
Justice	.238	5	21	2	5	8	1	1	0	4	0	0	0	0	0	4	0	0	1	0	.381	.238
Long	.167	5	18	1	3	6	0	0	1	1	0	0	0	1	0	2	0	0	0	0	.333	.211
Mabry	.000	2	2	0	0	0	0	0	0	0	0	0	0	0	0	1	0	0	0	0	.000	.000
Myers	.000	2	1	0	0	0	0	0	0	0	0	0	0	0	0	1	0	0	0	0	.000	.000
Piatt	.333	3	3	0	1	2	1	0	0	0	0	0	0	0	0	1	0	0	0	0	.667	.333
Saenz	—	1	0	0	0	0	0	0	0	0	0	0	0	1	0	0	0	0	0	0	—	1.000
Tejada	.143	5	21	3	3	7	1	0	1	4	0	1	0	1	0	7	0	0	0	1	.333	.174
Velarde	.600	4	5	1	3	4	1	0	0	1	0	0	0	0	0	1	0	0	0	0	.800	.600
Totals	.288	5	184	26	53	92	13	1	8	25	0	1	1	12	1	34	1	0	2	3	.500	.333

PITCHER	W	L	ERA	G	GS	CG	GF	SHO	SV	IP	H	R	ER	HR	HB	BB	IBB	SO	WP	BK	AVG
Bowie	0	0	0.00	1	0	0	1	0	0	1.1	0	0	0	0	0	0	0	3	0	0	.000
Bradford	0	0	0.00	2	0	0	0	0	0	3.0	1	0	0	0	1	0	0	1	0	0	.111
Hudson	0	1	6.23	2	2	0	0	0	0	8.2	13	11	6	2	1	4	0	8	1	0	.333
Koch	0	0	9.00	3	0	0	3	0	1	3.0	5	3	3	1	0	2	0	3	0	0	.357
Lidle	0	0	9.00	1	0	0	0	0	0	1.0	2	1	1	0	0	0	0	0	0	0	.400
Lilly	0	1	13.50	2	0	0	0	0	0	4.0	10	6	6	1	0	1	0	3	1	0	.476
Mecir	0	0	0.00	1	0	0	1	0	0	1.0	0	0	0	0	0	0	0	2	0	0	.000
Mulder	1	1	2.08	2	2	0	0	0	0	13.0	14	3	3	1	0	3	1	12	1	0	.280
Rincon	0	0	0.00	2	0	0	0	0	0	3.0	2	0	0	0	0	0	0	2	0	0	.182
Zito	1	0	4.50	1	1	0	0	0	0	6.0	5	3	3	0	0	4	0	8	1	0	.217
Totals	2	3	4.09	5	5	0	5	0	1	44.0	52	27	20	5	2	14	1	42	4	0	.291

[Results and Boxscores](#)

2003 AMERICAN LEAGUE DIVISION SERIES

The A's reach the postseason for the fourth consecutive season, facing Boston in the ALDS. However, the A's lose in five games for the fourth straight year. The A's hit .213 in the series and outscore the Red Sox 18-17. Eric Byrnes leads the A's with a .462 batting average. The A's pitching staff records a 2.98 ERA and Ted Lilly does not allow a run in 9.0 innings.

The A's win Game 1 in 12 innings as Ramon Hernandez has a bases loaded two-out bunt single in the bottom of the 12th for a 5-4 win. Erubiel Durazo sends the game into extra innings with a two-out RBI single in the bottom of the ninth. Oakland takes a 2-0 lead in the series with a 5-1 win in Game 2. The A's score all five of their runs in the second inning, highlighted by a Hernandez RBI single and an Eric Byrnes two-run double. Barry Zito allows one run on five hits in 7.0 innings and strikes out nine for the win. The series moves to Boston for Game 3 and the Sox win 3-1 in 11 innings on a two-run pinch-hit home run by Trot Nixon. The A's trail 1-0 after five innings before tying the game with a run in the sixth inning, an inning in which Byrnes is tagged out when he fails to touch home and Miguel Tejada is tagged out between third and home when he stops after being obstructed. The A's lose Game 4, 5-4, as starting pitcher Tim Hudson is injured after one inning. The A's lead 4-2 entering the bottom of the sixth but Boston scores a run in the sixth and two more in the eighth off Keith Foulke for the win. Barry Zito has a two-hit shutout after five innings in Game 5 but the Red Sox score four times in the sixth inning off him for a 4-3 win.

FINAL STATISTICS

PLAYER	AVG	G	AB	R	H	TB	2B	3B	HR	RBI	SH	SF	HP	BB	IBB	SO	SB	CS	DP	E	SLG	OBP
Byrnes	.462	5	13	2	6	7	1	0	2	0	0	0	0	0	0	5	1	0	0	0	.538	.462
Chavez	.045	5	22	1	1	2	1	0	0	0	0	0	0	1	1	3	1	0	0	2	.091	.087
Durazo	.238	5	21	3	5	7	2	0	0	3	0	0	0	3	0	4	0	0	0	0	.333	.333
Dye	.231	4	13	2	3	6	0	0	1	3	0	0	1	0	0	2	0	0	0	0	.462	.286
Ellis	.118	5	17	2	2	2	0	0	0	0	0	0	1	4	0	7	0	0	0	1	.118	.318
Guillen	.455	4	11	1	5	6	1	0	0	1	0	0	0	3	0	2	0	0	0	0	.545	.571
Hatteberg	.176	5	17	3	3	3	0	0	0	0	0	0	0	5	0	3	0	0	0	0	.176	.364
Hernandez	.200	4	15	1	3	3	0	0	0	2	1	0	1	2	0	1	0	0	0	1	.200	.333
Long	.250	4	8	0	2	2	0	0	0	0	0	0	0	1	1	3	0	0	0	0	.250	.333
McMillon	.167	3	6	0	1	1	0	0	0	1	0	0	0	1	0	1	0	0	0	0	.167	.286
Melhuse	.600	2	5	1	3	5	0	1	0	1	0	0	0	0	0	1	0	0	0	0	1.000	.600
Menechino	-	1	0	0	0	0	0	0	0	0	0	0	0	0	0	0	0	0	0	0	-	-
Singleton	.286	2	7	2	2	4	2	0	0	0	0	0	1	1	0	1	1	0	0	0	.571	.444
Tejada	.087	5	23	0	2	3	1	0	0	2	0	0	0	0	0	4	0	0	0	1	.130	.087
Totals	.213	5	178	18	38	51	8	1	1	15	1	0	4	21	2	37	3	0	0	5	.287	.310

PITCHER	W	L	ERA	G	GS	CG	GF	SHO	SV	IP	H	R	ER	HR	HB	BB	IBB	SO	WP	BK	AVG
Bradford	0	0	0.00	4	0	0	0	0	0	3.2	4	0	0	0	0	2	2	5	0	0	.286
Foulke	0	1	3.60	3	0	0	2	0	0	5.0	4	2	2	0	0	2	1	3	0	0	.211
Harden	1	1	13.50	2	0	0	2	0	0	1.1	2	2	1	0	2	1	1	1	1	0	.333
Hudson	0	0	3.52	2	2	0	0	0	0	7.2	10	3	3	2	0	1	0	6	0	0	.323
Lilly	0	0	0.00	2	1	0	0	0	0	9.0	2	1	0	0	1	2	0	7	0	0	.065
Mecir	0	0	0.00	1	0	0	0	0	0	0.2	1	0	0	0	0	1	1	0	0	0	.333
Rincon	0	0	4.50	4	0	0	1	0	0	4.0	4	2	2	0	1	0	3	0	0	0	.267
Sparks	0	0	4.50	1	0	0	0	0	0	4.0	2	2	2	1	0	3	0	1	0	0	.143
Zito	1	1	3.46	2	2	0	0	0	0	13.0	9	5	5	2	1	4	0	13	0	0	.191
Totals	2	3	2.98	5	5	0	5	0	0	48.1	38	17	16	8	2	18	5	39	1	0	.211

Results and Boxscores

2006 AMERICAN LEAGUE DIVISION SERIES

The A's returned to postseason play for the fifth time in seven years and won a postseason series for the first time since the 1990 ALCS by sweeping Minnesota three games to none in the ALDS. They snap a six-series postseason losing streak and a nine-game losing streak in potential postseason clinching games, which was the longest such streak in Major League history. The A's batted .245 in the series and compiled a 2.33 ERA while outscoring the Twins 16-7. Frank Thomas led the A's with a .500 batting average and two home runs and Marco Scutaro topped the club with six RBI.

The A's win Game 1 in Minnesota, 3-2 as Barry Zito allows just one run on four hits in eight innings for the win. Frank Thomas homers and Marco Scutaro adds a RBI double in the second inning and Zito takes a two-hit shutout into the seventh inning before allowing a home run to Rondell White. Thomas homers again in the ninth inning for an important insurance run as Huston Street allows a run in the bottom of the ninth but gets the save. The A's win Game 2 by a 5-2 score. Oakland scores twice in the fifth inning on a Scutaro RBI double and a Jason Kendall RBI single, but Esteban Loaiza allows back-to-back home runs to Michael Cuddyer and Justin Morneau in the sixth inning. Mark Kotsay then hits a two-run inside-the-park home run in the seventh inning to give the A's the lead for good. The series moves to Oakland for Game 3 and the A's complete the sweep with an 8-3 win. Scutaro doubles twice and has four RBI and Milton Bradley and Eric Chavez homer. Dan Haren allows two runs in six innings for the win.

FINAL STATISTICS

PLAYER	AVG	G	AB	R	H	TB	2B	3B	HR	RBI	SH	SF	HP	BB	IBB	SO	SB	CS	DP	E	SLG	OBP
Bradley	.077	3	13	1	1	4	0	0	1	2	0	0	0	0	0	1	0	0	1	0	.308	.077
Chavez	.200	3	10	2	2	6	1	0	1	1	0	0	0	2	0	4	0	0	0	0	.600	.333
Ellis	.286	2	7	0	2	2	0	0	0	0	0	0	0	0	0	2	0	0	0	0	.286	.286
Jimenez	.000	2	4	0	0	0	0	0	0	0	0	0	0	0	0	1	0	0	0	0	.000	.000
Kendall	.214	3	14	1	3	4	1	0	0	1	0	0	0	0	0	4	0	0	0	1	.286	.214
Kotsay	.143	3	14	2	2	5	0	0	1	2	0	0	0	0	0	2	0	0	1	0	.357	.143
Payton	.333	3	12	3	4	4	0	0	0	0	0	0	0	0	0	1	0	0	0	0	.333	.333
Scutaro	.333	3	12	1	4	8	4	0	0	6	0	0	0	0	0	1	0	0	0	0	.667	.333
Swisher	.300	3	10	3	3	5	2	0	0	1	0	0	0	2	0	2	0	0	0	0	.500	.417
Thomas	.500	3	10	3	5	12	1	0	2	2	0	0	0	2	1	1	0	0	0	0	1.200	.583
Totals	.245	3	106	16	26	50	9	0	5	15	0	0	0	6	1	19	0	0	2	1	.472	.286

PITCHER	W	L	ERA	G	GS	CG	GF	SHO	SV	IP	H	R	ER	HR	HB	BB	IBB	SO	WP	BK	AVG
Calero	1	0	0.00	1	0	0	0	0	0	1.0	0	0	0	0	0	1	0	1	0	0	.000
Duchscherer	0	0	2.25	2	0	0	0	0	0	4.0	1	1	1	1	0	0	0	4	0	0	.077
Haren	1	0	3.00	1	1	0	0	0	0	6.0	9	2	2	1	0	1	0	2	0	0	.375
Loaiza	0	0	3.60	1	1	0	0	0	0	5.0	8	2	2	2	0	0	0	2	0	0	.348
Street	0	0	3.00	3	0	0	3	0	2	3.0	4	1	1	0	0	1	0	1	0	0	.333
Zito	1	0	1.13	1	1	0	0	0	0	8.0	4	1	1	1	0	3	0	1	0	0	.154
Totals	3	0	2.33	3	3	0	3	0	2	27.0	26	7	7	5	0	6	0	11	0	0	.257

Results and Boxscores

2006 AMERICAN LEAGUE CHAMPIONSHIP SERIES

The A's return to the American League Championship Series for the first time since 1992 and the 11th time overall, but are swept in four games by Detroit. The A's hit .221 in the series and score just nine runs in the four games. Milton Bradley drives in five of those runs and homers twice while batting a team leading .500. The A's pitching staff allows 22 runs for a 5.71 ERA.

The A's lose Game 1 in Oakland by a score of 5-1. Barry Zito takes the loss, allowing five runs on seven hits in 3 2/3 innings, but the A's bullpen blanks the Tigers the rest of the way. The A's are limited to a run on eight hits by four Detroit pitchers. Milton Bradley homers from both sides of the plate and is 4-for-5 with four RBI in Game 2 but the A's lose, 8-5. Esteban Loaiza allows seven runs on nine hits in six innings for the loss. The series moves to Detroit for Game 3 and Kenny Rogers and the Tigers bullpen shut out the A's on two hits, 3-0. Jason Kendall singles to start the game and Marco Scutaro has a one-out single in the fifth for the A's only hits. Rich Harden takes the loss, allowing three runs on five hits and five walks in 5 2/3 innings. The Tigers complete the sweep in Game 4 with a 6-3 win. Milton Bradley and Eric Chavez have RBI doubles in the first inning to give the A's a 2-0 lead and Jay Payton adds a solo home run in the fourth inning to make the score 3-0. Dan Haren shuts out Detroit on two hits over the first four innings before allowing two runs in the fifth and one in the sixth. The game remains tied at three entering the bottom of the ninth when Huston Street allows a two-out three-run home run to Magglio Ordonez for the loss.

FINAL STATISTICS

PLAYER	AVG	G	AB	R	H	TB	2B	3B	HR	RBI	SH	SF	HP	BB	IBB	SO	SB	CS	DP	E	SLG	OBP
Bradley	.500	4	18	4	9	17	2	0	2	5	0	0	0	0	0	2	0	0	1	0	.944	.500
Chavez	.231	4	13	1	3	7	1	0	1	2	0	0	0	2	0	4	0	0	0	1	.538	.333
Jimenez	.167	4	12	0	2	2	0	0	0	0	0	0	0	0	0	2	0	0	1	2	.167	.167
Kendall	.294	4	17	0	5	5	0	0	0	0	0	0	0	2	0	2	0	0	0	0	.294	.368
Kielty	.000	2	2	0	0	0	0	0	0	0	0	0	0	0	0	0	0	0	1	0	.000	.000
Kiger	—	2	0	0	0	0	0	0	0	0	0	0	0	0	0	0	0	0	0	0	—	—
Kotsay	.250	4	16	3	4	6	2	0	0	0	0	0	0	2	0	3	0	0	2	0	.375	.333
Melhuse	.000	1	1	0	0	0	0	0	0	0	0	0	0	0	0	1	0	0	0	0	.000	.000
Payton	.286	4	14	1	4	9	2	0	1	2	0	0	0	1	0	2	0	0	0	0	.643	.333
Scutaro	.067	4	15	0	1	1	0	0	0	0	0	0	0	0	0	3	0	0	1	0	.067	.067
Swisher	.100	4	10	0	1	1	0	0	0	0	0	0	0	5	0	5	0	0	0	0	.100	.400
Thomas	.000	4	13	0	0	0	0	0	0	0	0	0	1	2	0	4	0	0	1	0	.000	.188
Totals	.221	4	131	9	29	48	7	0	4	9	0	0	1	14	0	28	0	0	7	3	.366	.301

PITCHER	W	L	ERA	G	GS	CG	GF	SHO	SV	IP	H	R	ER	HR	HB	BB	IBB	SO	WP	BK	AVG
Blanton	0	0	0.00	1	0	0	1	0	0	2.0	0	0	0	0	0	2	0	2	0	0	.000
Calero	0	0	0.00	3	0	0	1	0	0	2.0	3	0	0	0	0	1	0	1	0	0	.333
Gaudin	0	0	0.00	3	0	0	0	0	0	3.1	2	0	0	0	0	3	1	1	0	0	.182
Harden	0	1	4.76	1	1	0	0	0	0	5.2	5	3	3	1	0	5	0	4	0	0	.238
Haren	0	0	5.40	1	1	0	0	0	0	5.0	7	3	3	1	0	2	0	7	2	0	.333
Kennedy	0	0	0.00	4	0	0	0	0	0	3.2	2	0	0	0	0	2	1	2	1	0	.143
Loaiza	0	1	10.50	1	1	0	0	0	0	6.0	9	7	7	1	0	1	0	5	0	0	.375
Street	0	1	10.80	2	0	0	2	0	0	3.1	4	4	4	2	0	0	0	3	0	0	.308
Zito	0	1	12.27	1	1	0	0	0	0	3.2	7	5	5	2	0	3	0	0	0	0	.389
Totals	0	4	5.71	4	4	0	4	0	0	34.2	39	22	22	7	0	19	2	25	3	0	.285

[Results and Boxscores](#)

2012 AMERICAN LEAGUE DIVISION SERIES

The A's lose to the Detroit Tigers three games to two in their first postseason appearance in six years. It was the A's sixth ALDS appearance in the last 13 years and their fifth loss, with all the losses going the full five games. The A's pitching staff compiled a 2.89 ERA and walked just seven batters in the five-game series, but the offense hit just .194 and scored 11 runs in the five games. Yoenis Céspedes hit safely in all five games and paced the A's offense with a .316 batting average.

The A's lose Game 1 in Detroit, 3-1. Coco Crisp leads off the game with a home run but that is the only run Justin Verlander would allow in seven innings. Jarrod Parker allows a run in the first on a double play, an unearned run in the third and an Alex Avila home run in the fifth. The A's fall behind two games to zero with a 5-4 loss in Game 2. Cliff Pennington breaks a 1-1 tie with a RBI single in the seventh but Sean Doolittle allows two unearned runs in the bottom of the seventh to put Detroit ahead 3-2. The A's then score twice in the eighth when Céspedes scores on a wild pitch and Josh Reddick homers, but the Tigers tie the game in the eighth and win it on a Don Kelly sacrifice fly off Grant Balfour in the ninth. The series moves to Oakland for Game 3 where Brett Anderson combines with three A's relievers on a four-hit, 2-0 shutout. Céspedes has a RBI single in the first and Seth Smith homers in the fifth. In Game 4, the A's trail 3-1 entering the bottom of the ninth before scoring three times to send the series to a fifth game. Smith ties the game with a two-run double and scores two outs later on a Crisp RBI single. The A's then lose Game 5 in Oakland 6-0 as Verlander tosses a four-hit shutout. Parker makes his second start of the series and loses for the second time, allowing four runs on seven hits in 6.1 innings.

FINAL STATISTICS

PLAYER	AVG	G	AB	R	H	TB	2B	3B	HR	RBI	SH	SF	HP	BB	IBB	SO	SB	CS	DP	E	SLG	OBP
Céspedes	.316	5	19	1	6	7	1	0	0	2	0	0	0	2	0	2	2	0	0	0	.368	.381
Crisp	.182	5	22	3	4	7	0	0	1	2	0	0	0	0	0	2	0	0	0	1	.318	.182
Donaldson	.294	5	17	1	5	6	1	0	0	0	0	0	0	1	0	4	0	0	1	0	.353	.333
Drew	.211	5	19	0	4	6	2	0	0	1	0	0	0	2	0	7	0	0	0	1	.316	.286
Gomes	.000	1	1	0	0	0	0	0	0	0	0	0	0	0	0	0	0	0	0	0	.000	.000
Kottaras	.000	4	4	0	0	0	0	0	0	1	0	0	0	0	0	2	0	0	0	0	.000	.000
Moss	.133	5	15	0	2	2	0	0	0	0	0	0	1	2	0	7	0	0	0	0	.133	.278
Norris	.083	5	12	0	1	1	0	0	0	0	0	0	0	0	0	6	0	1	0	0	.083	.083
Pennington	.286	5	14	1	4	4	0	0	0	1	0	0	0	3	0	4	0	0	0	0	.286	.412
Reddick	.118	5	17	2	2	5	0	0	1	1	0	0	0	1	0	10	0	0	1	0	.294	.167
Smith	.133	5	15	3	2	6	1	0	1	3	0	0	1	3	0	6	0	0	0	0	.400	.316
Totals	.194	5	155	11	30	44	5	0	3	10	1	0	2	14	0	50	2	1	2	3	.284	.269

PITCHER	W	L	ERA	G	GS	CG	GF	SHO	SV	IP	H	R	ER	HR	HB	BB	IBB	SO	WP	BK	AVG
Anderson	1	0	0.00	1	1	0	0	0	0	6.0	2	0	0	0	0	2	0	6	0	0	.105
Balfour	0	1	5.40	2	0	0	2	0	1	1.2	3	1	1	0	0	1	1	2	0	0	.500
Blevins	0	0	0.00	3	0	0	1	0	0	3.2	1	0	0	0	0	0	0	0	0	0	.083
Cook	1	0	8.10	4	0	0	1	0	0	3.1	4	3	3	0	1	1	0	4	1	0	.308
Doolittle	0	0	3.38	3	0	0	0	0	0	2.2	5	3	1	0	0	0	0	5	0	0	.385
Griffin	0	0	3.60	1	1	0	0	0	0	5.0	7	2	2	1	0	0	0	1	0	0	.350
Milone	0	0	1.50	1	1	0	0	0	0	6.0	5	1	1	0	1	1	0	6	1	0	.217
Neshek	0	0	0.00	1	0	0	0	0	0	0.2	0	0	0	0	0	0	0	1	0	0	.000
Parker	0	2	4.26	2	2	0	0	0	0	12.2	14	7	6	1	1	2	0	11	2	0	.286
Scribner	0	0	0.00	1	0	0	1	0	0	2.0	0	0	0	0	0	0	0	3	0	0	.000
Totals	2	3	2.89	5	5	0	5	1	1	43.2	41	17	14	2	3	7	1	39	4	0	.252

[Results and Boxscores](#)

2013 AMERICAN LEAGUE DIVISION SERIES

The A's face Detroit in the ALDS for the second consecutive year and lose three games to two for the second consecutive year. Oakland won two of the first three games but then lost two straight to fall to 1-2 in potential clinch games since 2000, including 0-6 in Game 5's. The A's pitching staff compiled a 3.48 ERA and held the Tigers to a .235 batting average, but the offense hit just .217 and struck out 57 times in the five games. Yoenis Céspedes hit safely in all five games and Coco Crisp batted .389.

The A's lose Game 1 in Oakland, 3-2. Bartolo Colón allows three runs in the first inning but those were the only runs he would allow in six innings of work. Max Scherzer blanks the A's on one hit over the first six innings before Céspedes hits a two-run home run in the seventh for the A's only runs of the game. Oakland evens the series at 1-1 when Sonny Gray and Grant Balfour combine on a four-hit, 1-0 shutout in Game 2. Gray tosses eight innings and allows all four of the hits. Justin Verlander tosses seven shutout innings for the Tigers before Stephen Vogt wins the game with a walk-off RBI single off Rick Porcello in the bottom of the ninth. The series moves to Detroit for Game 3, which the A's win, 6-3. Jarrod Parker has a 3-0 lead when he allows three runs in the bottom of the fourth, but the A's take the lead for good when Brandon Moss homers with one out in the fifth. Josh Reddick and Seth Smith also homer in the game. The A's lose Game 4 by an 8-6 margin. Dan Straily had a 3-0 lead before allowing a three-run home run to Jhonny Peralta in the bottom of the fifth. Coco Crisp delivered a RBI single in the seventh to give the A's a 4-3 lead but Sean Doolittle allowed two runs in the bottom of the inning for the blown save. The A's load the bases with no outs in the eighth but are unable to score and the Tigers score three times in the bottom of the eighth to put the game away. The series concludes in Oakland when Verlander and Joaquin Benoit combine on a three-hit shutout in a 3-0 A's loss. Sonny Gray makes his second start of the series and allows three runs in five innings for the loss.

FINAL STATISTICS

PLAYER	AVG	G	AB	R	H	TB	2B	3B	HR	RBI	SH	SF	HP	BB	IBB	SO	SB	CS	DP	E	SLG	OBP
Barton,D	.000	2	3	0	0	0	0	0	0	0	0	0	0	0	0	3	0	0	0	0	.000	.000
Callaspo,A	.167	4	6	0	1	2	1	0	0	0	0	0	0	0	0	1	0	0	0	0	.333	.167
Céspedes,Y	.381	5	21	3	8	14	1	1	1	4	0	0	1	0	0	4	0	0	0	1	.667	.409
Crisp,C	.389	5	18	4	7	11	2	1	0	2	0	1	0	3	0	2	1	0	0	0	.611	.455
Donaldson,J	.143	5	21	0	3	3	0	0	0	0	0	0	0	1	0	8	0	0	0	0	.143	.182
Lowrie,J	.150	5	20	2	3	7	1	0	1	3	0	0	0	2	0	7	0	0	1	0	.350	.227
Moss,B	.111	5	18	2	2	5	0	0	1	1	0	0	0	3	0	13	0	0	0	0	.278	.238
Norris,D	.000	1	1	0	0	0	0	0	0	0	0	0	0	0	0	1	0	0	0	0	.000	.000
Reddick,J	.235	5	17	1	4	8	1	0	1	1	0	0	0	2	1	5	0	0	0	0	.471	.316
Smith,S	.313	4	16	1	5	8	0	0	1	2	0	0	0	1	1	5	0	0	0	0	.500	.353
Sogard,E	.000	4	9	0	0	0	0	0	0	1	0	0	0	1	0	1	0	0	0	0	.000	.100
Vogt,S	.188	5	16	2	3	5	0	1	0	1	0	0	0	1	0	7	0	0	0	0	.313	.235
Totals	.217	5	166	15	36	63	6	3	5	14	1	1	1	14	2	57	1	0	1	1	.380	.280

PITCHER	W	L	ERA	G	GS	CG	GF	SHO	SV	IP	H	R	ER	HR	HB	BB	IBB	SO	WP	BK	AVG
Anderson,B	0	0	27.00	1	0	0	1	0	0	0.1	1	1	1	0	0	1	0	1	1	0	.500
Balfour,G	1	0	0.00	3	0	0	3	0	1	3.0	0	0	0	0	0	1	0	3	0	0	.000
Colón,B	0	1	4.50	1	1	0	0	0	0	6.0	10	3	3	0	1	0	0	4	0	0	.400
Cook,R	0	0	27.00	1	0	0	0	0	0	0.2	1	2	2	0	0	1	0	1	0	0	.333
Doolittle,S	0	1	4.15	4	0	0	1	0	0	4.1	3	2	2	1	0	2	0	6	0	0	.176
Gray,S	0	1	2.08	2	2	0	0	0	0	13.0	10	3	3	1	0	6	1	12	0	0	.217
Otero,D	0	0	0.00	4	0	0	0	0	0	5.2	4	0	0	0	0	1	0	2	0	0	.200
Parker,J	1	0	5.40	1	1	0	0	0	0	5.0	5	3	3	0	0	1	0	1	0	0	.263
Straily,D	0	0	4.50	1	1	0	0	0	0	6.0	4	3	3	1	1	0	0	8	0	0	.190
Totals	2	3	3.48	5	5	0	5	1	1	44.0	38	17	17	3	2	13	1	38	1	0	.235

[Results and Boxscores](#)

2014 AMERICAN LEAGUE WILD CARD

The A's travel to Kansas City in their first appearance in the American League Wild Card one-game playoff and lose to the Royals in 12 innings by a score of 9-8. Brandon Moss hits a two-run home run in the first inning and a three-run home run in the A's five-run sixth inning to set an Athletics postseason record with five RBI. The A's take a 7-3 lead into the eighth inning, but the Royals score three times off Jon Lester to pull to within one. Sean Doolittle allows a run in the ninth for the blown save but Alberto Callaspo has a pinch hit RBI single in the 12th to give the A's the lead. The bullpen then allows two runs in the bottom of the 12th, capped by a two-out RBI single by Salvador Pérez. The Royals steal seven bases, including six over the final four innings.

FINAL STATISTICS

PLAYER	AVG	G	AB	R	H	TB	2B	3B	HR	RBI	SH	SF	HP	BB	IBB	SO	SB	CS	DP	E	SLG	OBP
Callaspo	1.000	1	1	0	1	1	0	0	0	1	0	0	0	0	0	0	0	0	0	0	1.000	1.000
Crisp	.333	1	6	1	2	2	0	0	0	1	0	0	0	0	0	3	0	0	0	0	.333	.333
Donaldson	.400	1	5	1	2	2	0	0	0	0	0	0	0	1	0	2	0	0	0	0	.400	.500
Freiman	.000	1	1	0	0	0	0	0	0	0	0	0	0	0	0	0	0	0	0	0	.000	.000
Fuld	.400	1	5	1	2	2	0	0	0	0	0	0	0	1	0	1	0	0	0	0	.400	.500
Gomes	.000	1	0	0	0	0	0	0	0	0	0	0	0	0	0	0	0	0	0	0	.000	.000
Lowrie	.000	1	5	0	0	0	0	0	0	0	1	0	0	0	0	0	0	0	0	0	.000	.000
Moss	.400	1	5	2	2	8	0	0	2	5	0	0	0	1	1	2	0	0	0	0	1.600	.500
Norris	.200	1	5	1	1	1	0	0	0	1	0	0	0	0	0	2	0	0	0	0	.200	.200
Punto	.000	1	2	0	0	0	0	0	0	0	0	0	0	0	0	1	0	0	0	0	.000	.000
Reddick	.500	1	4	2	2	2	0	0	0	0	0	0	0	2	0	0	0	0	0	0	.500	.667
Sogard	.250	1	4	0	1	1	0	0	0	0	0	0	0	0	0	2	0	0	0	0	.250	.250
Soto	.000	1	1	0	0	0	0	0	0	0	0	0	0	0	0	1	0	0	0	0	.000	.000
Vogt	.000	1	3	0	0	0	0	0	0	0	0	0	0	1	0	1	0	0	0	0	.000	.250
Totals	.277	1	47	8	13	19	0	0	2	8	1	0	0	6	1	15	0	0	0	0	.404	.358

PITCHER	W	L	ERA	G	GS	CG	GF	SHO	SV	IP	H	R	ER	HR	HB	BB	IBB	SO	WP	BK	AVG
Abad	0	0	0.00	1	0	0	0	0	0	0.1	0	0	0	0	0	0	0	0	0	0	.000
Doolittle	0	0	4.50	1	0	0	0	0	0	2.0	2	1	1	0	0	0	0	0	0	0	.400
Gregerson	0	0	0.00	1	0	0	0	0	0	0.2	1	0	0	0	0	1	0	2	1	0	.333
Hammel	0	0	---	1	0	0	1	0	0	0.0	1	0	0	0	0	0	0	0	0	0	01.000
Lester	0	0	7.36	1	1	0	0	0	0	7.1	8	6	6	0	0	2	0	5	0	0	.286
Otero	0	1	13.50	1	0	0	0	0	0	1.1	3	2	2	0	0	0	0	1	0	0	.500
Totals	0	1	6.94	1	1	0	1	0	0	11.2	15	9	9	0	0	3	0	8	1	0	.341

[Results and Boxscores](#)

2018 AMERICAN LEAGUE WILD CARD

The A's face New York in the American League Wild Card game and lose at Yankee Stadium by a score of 7-2. Liam Hendriks is the A's "opener" and allows a two-run home run to Aaron Judge in the bottom of the first inning for the loss. Lou Trivino comes on to pitch the second inning and tosses 3.0 scoreless innings, allowing just one hit and walking one. Shawn Kelley pitches a scoreless fifth to keep the A's close but New York scores four times in the sixth inning off Fernando Rodney and Blake Treinen to put the game away. Khris Davis hits a two-run home run in the eighth to account for the A's scoring. Oakland is held to five hits by five Yankees pitchers, but also draws five walks and leaves nine runners on base.

FINAL STATISTICS

PLAYER	AVG	G	AB	R	H	TB	2B	3B	HR	RBI	SH	SF	HP	BB	IBB	SO	SB	CS	DP	E	SLG	OBP
Canha,M	.000	1	1	0	0	0	0	0	0	0	0	0	0	0	0	1	0	0	0	0	.000	.000
Chapman,M	.200	1	5	0	1	1	0	0	0	0	0	0	0	0	0	0	0	0	0	0	.200	.200
Davis,K	.250	1	4	1	1	4	0	0	1	2	0	0	0	0	0	2	0	0	0	1	.250	.000
Laureano,R	.000	1	3	0	0	0	0	0	0	0	0	0	0	1	0	2	0	0	0	0	.000	.250
Lowrie,J	.000	1	4	1	0	0	0	0	0	0	0	0	0	0	0	1	0	0	0	0	.000	.000
Lucroy,J	.250	1	4	0	1	1	0	0	0	0	0	0	0	0	0	2	0	0	0	0	.250	.250
Martini,N	.250	1	4	0	1	1	0	0	0	0	0	0	0	0	0	2	0	0	0	0	.250	.250
Olson,M	.000	1	2	0	0	0	0	0	0	0	0	0	0	2	0	0	0	0	0	0	.000	.500
Piscotty,S	.000	1	3	0	0	0	0	0	0	0	0	0	0	1	0	2	0	0	0	0	.000	.250
Semien,M	.333	1	3	0	1	1	0	0	0	0	0	0	0	1	0	1	0	0	0	0	.333	.500
Totals	.152	1	33	2	5	8	0	0	1	2	0	0	0	5	0	13	0	0	0	0	.242	.263

PITCHER	W	L	ERA	G	GS	CG	GF	SHO	SV	IP	H	R	ER	HR	HB	BB	IBB	SO	WP	BK	AVG
Familia,J	0	0	0.00	1	0	0	1	0	0	1.0	0	0	0	0	0	0	0	1	0	0	.000
Hendriks,L	0	1	18.00	1	1	0	0	0	0	1.0	1	2	2	1	0	1	0	1	0	0	.250
Kelley,S	0	0	0.00	1	0	0	0	0	0	1.0	1	0	0	0	0	0	0	0	0	0	.250
Rodney,F	0	0	INF	1	0	0	0	0	0	0.0	2	2	2	0	0	0	0	0	1	0	1.000
Treinen,B	0	0	13.50	1	0	0	0	0	0	2.0	2	3	3	1	0	2	0	0	0	0	.286
+Trivino,L	0	0	0.00	1	0	0	0	0	0	3.0	1	0	0	0	0	1	0	4	0	0	.111
Totals	0	1	7.88	1	1	0	1	0	0	8.0	7	7	7	2	0	4	0	6	1	0	.241

[Results and Boxscores](#)

2019 AMERICAN LEAGUE WILD CARD

The A's host Tampa Bay in the American League Wild Card game and lose by a score of 5-1. Sean Manaea starts for the A's and allows a home run to Yandy Díaz to start the game. He also surrenders a two-run home run to Avisail García in the second inning and a solo home run to Díaz in the third and is relieved by Yusmeiro Petit with no outs in the third inning and the A's trailing 4-0. Oakland scores its lone run in the bottom of the third when Marcus Semien reaches third on an error by third baseman Mike Brosseau and scores on a Ramón Laureano sacrifice fly. Jesús Luzardo pitches 3.0 scoreless innings of relief to keep the A's close but the Rays bullpen blanks the A's on three hits over the final four innings. Jurickson Profar and Robbie Grossman have two hits each but Oakland does not get a runner into scoring position after the fourth inning.

FINAL STATISTICS

PLAYER	AVG	G	AB	R	H	TB	2B	3B	HR	RBI	SH	SF	HP	BB	IBB	SO	SB	CS	DP	E	SLG	OBP	
+Brown,S	.000	1	1	0	0	0	0	0	0	0	0	0	0	0	0	0	0	0	0	0	0	.000	.000
Canha,M	.000	1	3	0	0	0	0	0	0	0	0	0	0	1	0	2	0	0	0	0	0	.000	.250
Chapman,M	.333	1	3	0	1	1	0	0	0	0	0	0	0	1	0	0	0	0	0	0	0	.333	.500
Davis,K	.000	1	4	0	0	0	0	0	0	0	0	0	0	0	0	3	0	0	0	0	0	.000	.000
Grossman,R	.500	1	4	0	2	2	0	0	0	0	0	0	0	0	0	1	0	0	0	0	.500	.500	
Laureano,R	.333	1	3	0	1	1	0	0	0	1	0	1	0	0	0	1	0	0	0	0	.333	.250	
+Murphy,S	.000	1	1	0	0	0	0	0	0	0	0	0	0	0	0	0	0	0	1	0	.000	.000	
Olson,M	.333	1	3	0	1	1	0	0	0	0	0	0	0	1	0	1	0	0	1	0	.333	.500	
Phegley,J	.000	1	2	0	0	0	0	0	0	0	0	0	0	0	0	1	0	0	0	0	.000	.000	
Profar,J	.500	1	4	0	2	2	0	0	0	0	0	0	0	0	0	1	0	0	0	0	.500	.500	
Semien,M	.200	1	5	1	1	1	0	0	0	0	0	0	0	0	0	2	0	0	0	0	.200	.200	
Totals	.242	1	33	1	8	8	0	0	0	1	0	1	0	3	0	12	0	0	2	0	.242	.297	
PITCHER	W	L	ERA	G	GS	CG	GF	SHO	SV	IP	H	R	ER	HR	HB	BB	IBB	SO	WP	BK	AVG		
Diekman,J	0	0	0.00	1	0	0	0	0	0	0.1	0	0	0	0	0	0	0	0	0	0	.000		
Hendriks,L	0	0	0.00	1	0	0	1	0	0	1.0	0	0	0	0	0	0	0	1	0	0	.000		
+Luzardo,J	0	0	0.00	1	0	0	0	0	0	3.0	1	0	0	0	0	2	0	4	0	0	.100		
Manaea,S	0	1	18.00	1	1	0	0	0	0	2.0	4	4	4	3	0	0	0	5	0	0	.400		
Petit,Y	0	0	3.38	1	0	0	0	0	0	2.2	2	1	1	1	0	0	0	2	0	0	.200		
Totals	0	1	5.00	1	1	0	1	0	0	9.0	7	5	5	4	0	2	0	12	0	0	.206		

Results and Boxscores

2020 AMERICAN LEAGUE WILD CARD SERIES

The A's returned to the postseason for the third consecutive year and defeated the Chicago White Sox two games to one in the best-of-three American League Wild Card series. The series win was the A's first in the postseason since sweeping Minnesota in the 2006 ALDS. Oakland hit just .194 in the series but out-scored the White Sox 12-11 while compiling a 3.67 ERA. Rookie catcher Sean Murphy went 3-for-8 with a home run and two RBI and Jake Diekman pitched in all three games without allowing a run.

Chicago starter Lucas Giolito retired each of the first 18 Oakland batters in Game 1 en route to a 4-1 win, which extended the A's postseason losing streak to an Athletics record-tying six games. Jesús Luzardo started for Oakland and took the loss, allowing three runs on six hits in 3.1 innings. The A's evened the series with a 5-3 victory in Game 2 after Chris Bassitt allowed just one run in seven innings of work for the win. Oakland scored two unearned runs in the first inning and increased their lead to 4-0 when Marcus Semien hit a two-run home run in the second. Closer Liam Hendriks came in with no outs in the eighth and allowed two runs in 1.2 innings before Diekman recorded the final out with the bases loaded in the ninth. The A's then snapped their Major League record nine-game losing streak in winner-take-all postseason games with a 6-4 victory in Game 3. Oakland trailed 3-0 after three innings but then scored four times in the fourth on a two-run home run by Murphy and back-to-back bases loaded walks by Mark Canha and Matt Olson. Chad Pinder added a two-run single in the fifth, Frankie Montas allowed a run in 2.0 innings of relief for the win, and Hendriks struck out the final three batters for the save.

FINAL STATISTICS

PLAYER	AVG	G	AB	R	H	TB	2B	3B	HR	RBI	SH	SF	HP	BB	IBB	SO	SB	CS	DP	E	OBP	SLG
Canha, M	.100	3	10	1	1	1	0	0	0	1	0	0	0	2	0	1	0	0	0	0	.250	.100
Davis, K	.250	2	8	1	2	5	0	0	1	1	0	0	0	0	0	2	0	0	0	0	.250	.625
Grossman, R	.000	2	7	1	0	0	0	0	0	0	0	0	0	1	0	2	0	0	0	0	.125	.000
+Heim, J	—	0	0	0	0	0	0	0	0	0	0	0	0	0	0	0	0	0	0	0	—	—
Kemp, T	—	0	0	0	0	0	0	0	0	0	0	0	0	0	0	0	0	0	0	0	—	—
La Stella, T	.273	3	11	3	3	3	0	0	0	0	0	0	0	1	0	2	0	0	0	0	.333	.273
Lamb, J	.200	3	5	0	1	1	0	0	0	0	0	0	0	0	0	0	0	0	0	0	.200	.200
Laureano, R	.182	3	11	1	2	2	0	0	0	1	0	0	0	0	4	0	0	0	0	0	.182	.182
+Machin, V	—	0	0	0	0	0	0	0	0	0	0	0	0	0	0	0	0	0	0	0	—	—
+Murphy, S	.375	3	8	3	3	6	0	0	1	2	0	0	0	2	0	1	0	0	0	0	.500	.750
Olson, M	.000	3	9	0	0	0	0	0	0	1	0	0	0	3	0	6	0	0	0	0	.250	.000
Orf, N	.000	1	0	0	0	0	0	0	0	0	0	0	0	0	0	0	0	0	0	0	.000	.000
Pinder, C	.333	3	9	0	3	3	0	0	0	2	0	0	0	1	1	2	0	0	0	0	.400	.333
Piscotty, S	.000	1	3	0	0	0	0	0	0	0	0	0	0	0	0	1	0	0	1	0	.000	.000
Semien, M	.250	3	12	2	3	7	1	0	1	2	0	0	0	1	0	1	0	0	0	1	.308	.583
Totals	.194	3	93	12	18	28	1	0	3	10	0	0	0	11	1	22	0	0	1	1	.279	.301

PITCHER	W	L	ERA	G	GS	CG	GF	SHO	SV	IP	H	R	ER	HR	HB	BB	IBB	SO	WP	BK	AVG
Bassitt, C	1	0	1.29	1	1	0	0	0	0	7.0	6	1	1	0	0	1	0	5	1	0	.222
Diekman, J	0	0	0.00	3	0	0	2	0	1	1.2	0	0	0	0	0	2	0	1	0	0	.000
Fiers, M	0	0	5.40	1	1	0	0	0	0	1.2	5	1	1	1	0	1	0	2	0	0	.500
Hendriks, L	0	0	6.75	2	0	0	1	0	1	2.2	5	2	2	1	0	1	0	8	0	0	.385
+Luzardo, J	0	1	8.10	1	1	0	0	0	0	3.1	6	3	3	2	0	0	0	5	0	0	.375
Manaea, S	0	0	—	0	0	0	0	0	0	0.0	0	0	0	0	0	0	0	0	0	0	—
McFarland, T	0	0	—	0	0	0	0	0	0	0.0	0	0	0	0	0	0	0	0	0	0	—
Minor, M	0	0	—	0	0	0	0	0	0	0.0	0	0	0	0	0	0	0	0	0	0	—
Montas, F	1	0	4.50	1	0	0	0	0	0	2.0	2	1	1	0	0	0	0	2	0	0	.250
Petit, Y	0	0	7.71	2	0	0	0	0	0	2.1	4	2	2	0	0	0	0	2	0	0	.364
Soria, J	0	0	4.50	2	0	0	0	0	0	2.0	2	1	1	1	0	1	0	1	0	0	.286
Trivino, L	0	0	0.00	1	0	0	0	0	0	0.2	0	0	0	0	1	0	0	0	0	0	.000
Wendelken, J	0	0	0.00	2	0	0	0	0	0	3.2	1	0	0	0	0	0	0	3	0	0	.083
Totals	2	1	3.67	3	3	0	3	0	2	27.0	31	11	11	5	1	6	0	29	1	0	.277

Results and Boxscores

2020 AMERICAN LEAGUE DIVISION SERIES

The A's faced division rival Houston in their first neutral-site postseason series at Dodger Stadium, but lost the American League Division Series three games to one. Each team hit 12 home runs in the four-game series as the A's set franchise record for home runs hit and home runs allowed in a postseason series. The pitching staff compiled a 7.46 ERA, which was the A's highest in a postseason series of more than one game. Marcus Semien hit .533 and had a .611 on-base percentage, which set an Athletics record for highest on-base percentage in a single postseason series.

The A's took a 3-0 lead in Game 1 on a two-run home run by Khris Davis in the second inning and a solo home run by Sean Murphy in the third but would go on to lose 10-5. Oakland starter Chris Bassitt allowed three runs in the fourth and J.B. Wendelken was charged with the blown save and loss when he surrendered four unearned runs in the fifth. The A's again scored first in Game 2 on a solo home run by Davis but Sean Manaea allowed four runs in 4.1 innings in the A's 5-2 loss. Oakland's lone win came in Game 3 when they tied an Athletics postseason record with five home runs en route to a 9-7 win. The A's took a 4-2 lead into the bottom of the fifth but the Astros scored five times, including twice off Oakland starter Jesús Luzardo. Chad Pinder then hit a three-run home run in the seventh inning and added a sacrifice fly in the eighth, and Liam Hendriks closed out the game with three scoreless innings of relief for the win. For the fourth time in the series, the A's scored first in Game 4 but would go on to lose, 11-6. Ramón Laureano hit a three-run home run in the second and added a solo shot in the fifth, but Houston scored five times in the fourth off Oakland starter Frankie Montas, and twice each in the fifth, sixth and seventh innings.

FINAL STATISTICS

PLAYER	AVG	G	AB	R	H	TB	2B	3B	HR	RBI	SH	SF	HP	BB	IBB	SO	SB	CS	DP	E	OBP	SLG
Canha, M	.200	4	15	2	3	6	0	0	1	2	0	1	0	0	0	6	0	0	0	0	.188	.400
Davis, K	.250	4	16	2	4	10	0	0	2	3	0	0	1	0	0	8	0	0	0	0	.294	.625
Grossman, R	.300	4	10	2	3	5	2	0	0	0	0	0	0	2	0	2	0	0	0	0	.417	.500
+Heim, J	—	0	0	0	0	0	0	0	0	0	0	0	0	0	0	0	0	0	0	0	—	—
Kemp, T	—	0	0	0	0	0	0	0	0	0	0	0	0	0	0	0	0	0	0	0	—	—
La Stella, T	.313	4	16	2	5	9	1	1	2	0	0	1	1	1	0	1	0	0	1	0	.389	.563
Lamb, J	.000	1	2	0	0	0	0	0	0	0	0	0	0	0	0	1	0	0	1	0	.000	.000
Laureano, R	.200	4	15	3	3	10	1	0	2	4	0	0	0	1	0	3	0	0	1	0	.250	.667
+Murphy, S	.143	4	14	1	2	5	0	0	1	2	0	1	0	0	0	3	0	0	0	1	.133	.357
Olson, M	.214	4	14	4	3	9	0	0	2	2	0	0	0	2	0	4	0	0	1	1	.313	.643
Orf, N	.000	1	0	0	0	0	0	0	0	0	0	0	0	0	0	0	0	0	0	0	.000	.000
Pinder, C	.308	4	13	2	4	11	1	0	2	5	0	1	0	2	0	4	0	0	1	0	.375	.846
Piscotty, S	.250	2	4	0	1	1	0	0	0	0	0	0	0	0	0	0	0	0	0	0	.250	.250
Semien, M	.533	4	15	4	8	11	0	0	1	2	0	0	0	3	0	0	0	0	0	1	.611	.733
Totals	.269	4	134	22	36	77	5	0	12	22	0	3	2	11	0	32	0	0	5	3	.327	.575

PITCHER	W	L	ERA	G	GS	CG	GF	SHO	SV	IP	H	R	ER	HR	HB	BB	IBB	SO	WP	BK	AVG
Bassitt, C	0	0	6.75	1	1	0	0	0	0	4.0	9	3	3	2	0	0	0	4	0	0	.450
Diekman, J	0	0	6.00	3	0	0	0	0	0	3.0	3	2	2	1	1	0	0	4	0	0	.250
Fiers, M	0	0	—	0	0	0	0	0	0	0.0	0	0	0	0	0	0	0	0	0	0	—
Hendriks, L	1	0	0.00	1	0	0	1	0	0	3.0	1	0	0	0	0	0	0	4	0	0	.100
+Luzardo, J	0	0	8.31	1	1	0	0	0	0	4.1	5	4	4	2	0	2	0	2	0	0	.313
Manaea, S	0	1	8.31	1	1	0	0	0	0	4.1	5	4	4	2	0	1	0	2	0	0	.294
McFarland, T	0	0	0.00	2	0	0	2	0	0	2.0	0	0	0	0	0	1	0	2	0	0	.000
Minor, M	0	0	0.00	3	0	0	0	0	0	3.2	2	0	0	0	2	1	0	2	0	0	.182
Montas, F	0	1	12.27	1	1	0	0	0	0	3.2	7	5	5	2	0	1	0	3	0	0	.389
Petit, Y	0	0	18.00	3	0	0	0	0	0	2.0	4	4	4	1	1	1	1	2	0	0	.444
Soria, J	0	0	9.00	2	0	0	0	0	0	2.0	3	2	2	0	0	1	0	0	0	0	.333
Trivino, L	0	0	4.50	3	0	0	1	0	0	2.0	1	1	1	1	1	1	0	2	0	0	.167
+Weems, J	0	0	INF	1	0	0	0	0	0	0.0	2	2	2	0	0	1	0	0	0	0	1.000
Wendelken, J	0	1	18.00	2	0	0	0	0	0	1.0	4	6	2	1	0	1	0	1	0	0	.500
Totals	1	3	7.46	4	4	0	4	0	0	35.0	46	33	29	12	5	11	1	28	0	0	.322

Results and Boxscores

HISTORY

ATHLETICS ALL-TIME ROSTER

A total of 2,115 players have played for the Athletics. That includes 783 in Philadelphia, 291 in Kansas City and 1,107 in Oakland.

A

Abad, Andy 2001
 Abad, Fernando..... 2014-15
 Abbott, Glenn 1973-76
 Abbott, Kurt..... 1993, 98
 Aber, Al..... 1957
 Abernathy, Tal..... 1942-44
 Accardo, Jeremy..... 2012
 Acevedo, Domingo... 2021-23
 Acosta, Merito..... 1918
 Acre, Mark..... 1994-97
 Acton, Garrett..... 2023
 Adams, Austin..... 2024
 Adams, Dick..... 1947
 Adams, Mike..... 1978
 Adams, Willie..... 1918-19
 Adams, Willie..... 1996-97
 Adkins, Dick..... 1942
 Afenir, Troy..... 1990-91
 Aguiar, Jesús..... 2023
 Aker, Jack..... 1964-68
 Akerfelds, Darrel..... 1986
 Alcántara, Arismendy..... 2016
 Alcántara, Raul..... 2016-17
 Aldrete, Mike..... 1993-95
 Alexander, Gary..... 1978
 Alexander, Matt..... 1975-77
 Alexander, Scott..... 2024
 Allen, Austin..... 2020-22
 Allen, Bob..... 1919
 Allen, Brandon..... 2011-12
 Allen, Dick..... 1977
 Allen, Nick..... 2022-24
 Allison, Dana..... 1991
 Almon, Bill..... 1983-84
 Alonso, Yonder..... 2016-17
 Alou, Felipe..... 1970-71
 Alou, Jesus..... 1973-74
 Alou, Matty..... 1972
 Alston, Dell..... 1978
 Alusik, George..... 1962-64
 Alvarez, Armando..... 2024
 Alvarez, R.J..... 2015
 Aleya, Brant..... 1972
 Ambler, Wayne..... 1937-39
 Ancker, Walter..... 1915
 Anderson, Brett2009-13, 18-19
 Anderson, Bryan..... 2014-15
 Anderson, Dwain..... 1971-72
 Anderson, Tanner..... 2019
 Anderson, Walter..... 1917, 19
 Andrews, Elbert..... 1925
 Andrews, Mike..... 1973
 Andrus, Elvis..... 2021-22
 Andujar, Joaquin..... 1986-87
 Andujar, Miguel..... 2024
 Appier, Kevin..... 1999-00
 Applegate, Fred..... 1904
 Archer, Fred..... 1936-37

Archer, Jim..... 1961-62
 Armas, Marcos..... 1993
 Armas, Tony..... 1977-82
 Armbruster, Harry..... 1906
 Armstrong, George..... 1946
 Armstrong, Howard..... 1911
 Arndt, Larry..... 1989
 Arntzen, Orie..... 1943
 Arroyo, Fernando..... 1982, 86
 Astroth, Joe..... 1945-46, 50-56
 Atherton, Keith..... 1983-86
 Atkins, Tommy..... 1909-10
 Axford, John..... 2016-17
 Azcue, Joe..... 1962-63

B

Babe, Loren..... 1953
 Babich, Johnny..... 1940-41
 Babitt, Shooty..... 1981
 Bacon, Eddie..... 1917
 Bagwell, Bill..... 1925
 Bahnsen, Stan..... 1975-77
 Bailey, Andrew..... 2009-11
 Bailey, Gene..... 1917
 Bailey, Homer..... 2019
 Baines, Harold..... 1990-92
 Bair, Doug..... 1977, 86
 Baisley, Jeff..... 2008
 Baker, Bock..... 1901
 Baker, Dusty..... 1985-86
 Baker, Frank..... 1908-14
 Baker, Neal..... 1927
 Baker, Scott..... 1995
 Baker, Steve..... 1982-83
 Balfour, Grant..... 2011-13
 Bando, Chris..... 1989
 Bando, Sal..... 1966-76
 Bankston, Everett..... 1915
 Bankston, Wes..... 2008
 Barbee, Dave..... 1926
 Barna, Babe..... 1937-38
 Barr, Scotty..... 1908-09
 Barrera, Luis..... 2021-22
 Barreto, Franklin..... 2017-20
 Barrett, Bill..... 1921
 Barrett, Dick..... 1933
 Barry, Hardin..... 1912
 Barry, Jack..... 1908-15
 Barthold, John..... 1904
 Bartley, Bill..... 1906-07
 Bartling, Irv..... 1938
 Barton, Daric..... 2007-14
 Barton, Harry..... 1905
 Bass, Norm..... 1961-63
 Bassitt, Chris..... 2015-16, 18-21
 Basso, Brady..... 2024
 Bates, Charlie..... 1927
 Bates, Ray..... 1917
 Bathe, Bill..... 1986
 Batista, Tony..... 1996-97

Battle, Allen..... 1996
 Batton, Chris..... 1976
 Bauer, Hank..... 1960-61
 Bauer, Lou..... 1918
 Baumgartner, Stan..... 1924-26
 Baxes, Mike..... 1956, 58
 Baylor, Don..... 1976, 88
 Beane, Billy..... 1989
 Beard, Dave..... 1980-83
 Becker, Rich..... 1999-00
 Beckmann, Bill..... 1939-42
 Bedrosian, Cam..... 2021
 Belitz, Todd..... 2000
 Bell, Kevin..... 1982
 Bella, Zeke..... 1959
 Bellhorn, Mark..... 1997-98,
 00-01
 Bender, Chief..... 1903-14
 Benson, Vern..... 1943, 46
 Benton, Al..... 1934-35
 Berger, Johnny..... 1922
 Bernazard, Tony..... 1987
 Bernhard, Bill..... 1901-02
 Berroa, Geronimo..... 1994-97
 Berry, Charlie..... 1925,
 34-36, 38
 Berry, Claude..... 1906-07
 Berry, Joe..... 1944-46
 Bertoia, Reno..... 1961
 Besse, Herman..... 1940-43, 46
 Bethancourt, Christian... 2022
 Bettendorf, Jeff..... 1984
 Bevan, Hal..... 1952, 55
 Biasatti, Hank..... 1949
 Bido, Osvaldo..... 2024
 Bielak, Brandon..... 2024
 Bigbee, Lyle..... 1920
 Billings, Bruce..... 2011
 Binks, George..... 1947-48
 Birtsas, Tim..... 1985-86
 Bishop, Bill..... 1921
 Bishop, Charlie..... 1952-55
 Bishop, Max..... 1924-33
 Bitker, Joe..... 1990
 Black, Don..... 1943-45
 Blackburn, Paul..... 2017-24
 Blackley, Travis..... 2012
 Blackwell, Ewell..... 1955
 Blaeholder, George..... 1935
 Blair, Buddy..... 1942
 Blair, Carson..... 2015
 Blake, Ed..... 1957
 Blanchard, Johnny..... 1965
 Blanco, Gil..... 1966
 Blankenship, Lance.... 1988-93
 Blanks, Kyle..... 2014
 Blanton, Joe..... 2004-08
 Blasingame, Don..... 1966
 Bleday, JJ..... 2023-24

Blefary, Curt..... 1971-72
 Bleich, Jeremy..... 2018
 Blemker, Ray..... 1960
 Blevins, Jerry..... 2007-13
 Blowers, Mike..... 1998
 Blue, Bert..... 1908
 Blue, Vida..... 1969-77
 Boak, Chet..... 1960
 Boardman, Charlie..... 1913-14
 Bocachica, Hiram..... 2005-07
 Bochte, Bruce..... 1984-86
 Bodie, Ping..... 1917
 Boever, Joe..... 1993
 Bogle, Warren..... 1968
 Bohlen, Pat..... 1913
 Boley, Joe..... 1927-32
 Bollweg, Don..... 1954-55
 Bolt, Skye..... 2019, 21-22
 Bonner, Frank..... 1902
 Bonser, Boof..... 2010
 Boone, Dan..... 1919
 Boone, Ray..... 1959
 Bordi, Rich..... 1980-81, 88
 Bordick, Mike..... 1990-96
 Bosetti, Rick..... 1981-82
 Bosman, Dick..... 1975-76
 Bostick, Henry..... 1915
 Bourgnial, Rafael..... 1996-98
 Bourque, Pat..... 1973-74
 Bowen, Rob..... 2007-08
 Bowers, Cedrick..... 2010
 Bowie, Jim..... 1994
 Bowie, Micah..... 2002-03
 Bowles, Charlie..... 1943, 45
 Bowlin, Weldon..... 1967
 Bowman, Joe..... 1932
 Bowsfield, Ted..... 1963-64
 Boyd, Bob..... 1961
 Boyer, Clete..... 1955-57
 Boyer, Cloyd..... 1955
 Boyle, Joe..... 2023-24
 Braden, Dallas..... 2007-11
 Bradford, Bill..... 1956
 Bradford, Chad..... 2001-04
 Bradley, Bert..... 1983
 Bradley, Milton..... 2006-07
 Bradshaw, Dallas..... 1917
 Brady, Michael..... 2017
 Brancato, Al..... 1939-41, 45
 Brantom, Dud..... 1927
 Branon, Marshall..... 1983
 Brazill, Frank..... 1921-22
 Breckinridge, Bill..... 1929
 Breslow, Craig..... 2009-11
 Bressler, Rube..... 1914-16
 Brewer, Billy..... 1997
 Brickley, George..... 1913
 Bride, Jonah..... 2022-23
 Briggs, John..... 1960

Briscoe, John.....	1991-96	Callahan, Ben	1983	Cimoli, Gino.....	1962-64	Cramer, Doc.....	1929-35
Brissie, Lou.....	1947-51	Callaspo, Alberto	2013-14	Ciola, Lou.....	1943	Crane, Sam.....	1914-16
Brito, Tilson.....	1997	Callaway, Frank.....	1921-22	Cipriani, Frank.....	1961	Crawford, Willie.....	1977
Broberg, Pete.....	1978	Camacho, Ernie.....	1980	Cissell, Bill.....	1937	Crimack, Jack.....	1956
Brooks, Aaron.....	2015, 18-19, 24	Cameron, Daz.....	20024	Clark, Allie.....	1951-53	Crisp, Coco.....	2010-16
Brooks, Bobby.....	1969-72	Cameron, Kevin.....	2009	Clark, Doug.....	2006	Cronin, Jim.....	1929
Brosius, Scott.....	1991-97	Campaneri, Bert.....	1964-76	Clark, Jermaine.....	2005	Crosby, Bobby.....	2003-09
Brothers, Art.....	1906	Campbell, Kevin.....	1991-93	Clark, Ron.....	1971-72	Cross, Lave.....	1901-05
Brown, Andrew.....	2007-08	Candioti, Tom.....	1998-99	Claset, Gowell.....	1933	Cross, Monte.....	1902-07
Brown, Boardwalk.....	1911-14	Canha, Mark.....	2015-21	Clement, Ernie.....	2022	Crowell, Cap.....	1915-16
Brown, Darrell.....	1982	Canseco, Jose.....	1985-92, 97	Clinton, Lou.....	1965	Crowson, Woody.....	1945
Brown, Dee.....	2007	Canseco, Ozzie.....	1990	Clippard, Tyler.....	2015	Cruthers, Press.....	1913-14
Brown, Emil.....	2008	Cantrell, Guy.....	1927	Clyde, Tom.....	1943	Cruz, Fausto.....	1994-95
Brown, Jeremy.....	2006	Capel, Connor.....	2022-23	Coakley, Andy.....	1902-06	Cruz, Juan.....	2005
Brown, Jim.....	1916	Carey, Andy.....	1960-61	Cobb, Ty.....	1927-28	Cullen, Tim.....	1972
Brown, Larry.....	1971-72	Carignan, Andrew.....	2011-12	Cochrane, Mickey.....	1925-33	Culler, Dick.....	1936
Brown, Norm.....	1943, 46	Carr, Charlie.....	1901	Codioli, Chris.....	1982-87	Cunningham, Aaron.....	2008-09
Brown, Ollie.....	1972	Carrasquel, Chico.....	1958	Coghlan, Chris.....	2016	Cunningham, Mike.....	1906
Brown, Seth.....	2019-24	Carroll, Doc.....	1916	Colangelo, Mike.....	2002	Curry, Jim.....	1909
Browne, Jerry.....	1992-93	Carroll, Tom.....	1959	Colavito, Rocky.....	1964	Cust, Jack.....	2007-10
Bruce, Lou.....	1904	Carson, Matt.....	2009-10	Colbert, Nate.....	1976	Cyr, Tyler.....	2022
Brucker, Earle.....	1937-40, 43	Carter, Chris.....	2010-12	Coleman, Ed.....	1932-35		
Brucker, Earle.....	1948	Carter, Nick.....	1908	Coleman, Joe.....	1942,		
Brugg, Frank.....	1922-24	Carter, Sol.....	1931		46-51, 53		
Brugman, Jaycob.....	2017	Carty, Rico.....	1973, 78	Coleman, Joe.....	1977-78	D'Acquisto, John.....	1982
Brumley, Mike.....	1994	Cascarella, Joe.....	1934-35	Coleman, Ray.....	1948	Daley, Bud.....	1958-61
Brunet, George.....	1956-57,	Casilla, Santiago.....	2004-09,	Coleman, Rip.....	1957, 59	Daley, Pete.....	1960
	59-60		17-18	Collamore, Allan.....	1911	Daley, Tom.....	1913-14
Bryan, Billy.....	1961-66	Castellani, Ryan.....	2022	Collins, Dave.....	1985	Daly, Bert.....	1903
Bryant, Derek.....	1979	Caster, George.....	1934-35,	Collins, Eddie.....	1906-14,	Damon, Johnny.....	2001
Buchter, Ryan.....	2018-19		37-40		27-30	Damrau, Harry.....	1915
Buck, Travis.....	2007-10	Castiglia, Jim.....	1942	Collins, Eddie.....	1939, 41-42	Daney, Art.....	1928
Budaska, Mark.....	1978, 81	Castillo, Alberto.....	2005	Collins, Jimmy.....	1907-08	Danforth, Dave.....	1911-12
Bullcock, Red.....	1936	Castro, Angel.....	2015	Collins, Zip.....	1921	Danner, Buck.....	1915
Burgmeier, Tom.....	1983-84	Castro, Luis.....	1902	Colón, Bartolo.....	2012-13	Darling, Ron.....	1991-95
Burgo, Bill.....	1943-44	Castro, Ramon.....	2004	Cone, Bob.....	1915	Davalillo, Vic.....	1973-74
Burke, Glenn.....	1978-79	Castro, Simon.....	2017	Conigliaro, Billy.....	1973	DaVanon, Jeff.....	2007
Burnette, Wally.....	1956-58	Cater, Danny.....	1966-69	Connelly, Bill.....	1945	Davidson, Claude.....	1918
Burns, Billy.....	2014-16	Caudill, Bill.....	1984, 87	Connelly, Steve.....	1998	Davidson, Matt.....	2022
Burns, Dennis.....	1923-24	Caulfield, Jake.....	1946	Conrad, Brooks.....	2008	Davies, Chick.....	1914-15
Burns, George.....	1918-20, 29	Causey, Wayne.....	1961-66	Conroy, Bill.....	1935-37	Davis, Bob.....	1958, 60
Burns, Joe.....	1944-45	Ceccarelli, Art.....	1955-56	Conroy, Tim.....	1978, 82-85	Davis, Bud.....	1915
Burns, Todd.....	1988-91	Cepeda, Orlando.....	1972	Conso, Billy.....	1962	Davis, Crash.....	1940-42
Burris, Ray.....	1984	Cerv, Bob.....	1957-60	Conway, Owen.....	1915	Davis, Harry.....	1901-11, 13-17
Burroughs, Jeff.....	1982-84	Céspedes, Yoenis.....	2012-14	Cook, Ryan.....	2012-15	Davis, Ike.....	2015
Burrows, John.....	1943	Cey, Ron.....	1987	Coombs, Bobby.....	1933	Davis, J.D.....	2024
Burrus, Dick.....	1919-20	Chafin, Andrew.....	2021	Coombs, Jack.....	1906-14	Davis, Khris.....	2016-21
Burtschy, Moe.....	1950-51,	Chalk, Dave.....	1979	Cooper, Pat.....	1946-47	Davis, Mike.....	1980-87
	54-56	Chant, Charlie.....	1975	Corcoran, Art.....	1915	Davis, Rajai.....	2008-10, 17
Busch, Ed.....	1943-45	Chapman, Fred.....	1939-41	Corsi, Jim.....	1988-89,	Davis, Storm.....	1987-89, 93
Buschhorn, Don.....	1965	Chapman, John.....	1924		92, 95-96	Davis, Tod.....	1949, 51
Bush, Joe.....	1912-17, 28	Chapman, Matt.....	2017-21	Cosey, Ray.....	1980	Davis, Tommy.....	1970-71
Butler, Billy.....	2015-16	Chapman, Sam.....	1938-41,	Cotton, Jharel.....	2016-17	Dawley, Bill.....	1989
Butler, Lawrence.....	2023-24		45-51	Cottrell, Ensign.....	1913	Decker, Jaff.....	2017
Buxton, Ralph.....	1938	Charles, Ed.....	1962-67	Coughtry, Marlan.....	1962	DeJesus, David.....	2011
Bynum, Freddie.....	2005	Chavarria, Ossie.....	1966-67	Coulombe, Daniel.....	2015-18	Del Greco, Bobby.....	1961-63
Byrd, Harry.....	1950, 52-53	Chavez, Eric.....	1998-2010	Courtney, Clint.....	1961	De Los Santos, Fautino.....	
Byrnes, Eric.....	2000-05	Chavez, Jesse.....	2012-15	Coveleski, Stan.....	1912		2011-12
Byrnes, Jim.....	1906	Chiti, Harry.....	1958-60	Covington, Wes.....	1961	Delsing, Jim.....	1960
		Chitren, Steve.....	1990-91	Cowgill, Collin.....	2012	DeMaestri, Joe.....	1953-59
		Choice, Michael.....	2013	Cox, Glenn.....	1955-58	DeMars, Billy.....	1948
		Chouinard, Bobby.....	1996	Cox, Jeff.....	1980-81	Denoffia, Chris.....	2008-09
		Christenson, Ryan.....	1998-01	Coyne, Toots.....	1914	Derrick, Claude.....	1910-12
		Christopher, Russ.....	1942-47	Crabb, Roy.....	1912	Derry, Russ.....	1946
		Cias, Darryl.....	1983	Craddock, Walt.....	1955-56, 58	Desautels, Gene.....	1946
		Cicero, Joe.....	1945	Craig, George.....	1907	DeShong, Jimmie.....	1932
		Chocky, Ed.....	1932-33	Cramer, Bobby.....	2010-11	Detwiler, Ross.....	2016

Devine, Joey.....2008, 11
 Díaz, Aledmys.....2023-24
 Diaz, Jordan.....2022-23
 Dickson, Jim.....1965-66
 Dickson, Murry.....1958-59
 Diekmann, Jake.....2019-21
 Dietrich, Bill.....1933-36, 47-48
 Dillinger, Bob.....1950
 Dilone, Miguel.....1978-79
 DiNardo, Lenny.....2007-08
 Ditmar, Art.....1954-56, 61-62
 Divis, Moxie.....1916
 Dixon, Sonny.....1954-55
 Dobson, Chuck.....1966-71, 73
 Dolan, Joe.....1901
 Donahue, Pat.....1910
 Donaldson, John.....1966-70, 74
 Donaldson, Josh.....2010, 12-14
 Doolittle, Sean.....2012-17
 Dotel, Octavio.....2004-05
 Doubront, Felix.....2015
 Dougherty, Jim.....1998
 Dowd, Snooks.....1919
 Downing, Al.....1970
 Downs, Kelly.....1992-93
 Doyle, Brian.....1981
 Doyle, Carl.....1935-36
 Dozier, Tom.....1986
 Drabowsky, Moe.....1962-65
 Drake, Larry.....1945
 Dressendorfer, Kirk.....1991
 Drew, Stephen.....2012
 Driscoll, Jim.....1970
 Driscoll, Michael.....1916
 Drumright, Keith.....1981
 Duchscherer, Justin.....2003-08, 10
 Duckworth, Jim.....1966
 Dugan, Joe.....1917-21
 Duggleby, Bill.....1902
 Duliba, Bob.....1967
 Dull, Ryan.....2015-19
 Duncan, Dave.....1964, 67-72
 Duncan, Taylor.....1978
 Dunn, Adam.....2014
 Dunning, Steve.....1977
 Durazo, Erubiel.....2003-05
 Duren, Ryne.....1957
 Durham, Ray.....2002
 Duser, Carl.....1956, 58
 Dye, Jermaine.....2001-04
 Dygert, Jimmy.....1905-10
 Dykes, Jimmie.....1918-32

E
 Earnshaw, George.....1928-33
 Easterling, Paul.....1938
 Eaves, Vallie.....1935
 Eccles, Harry.....1915
 Eckersley, Dennis.....1987-95
 Eckert, Charlie.....1919-20, 22
 Eddy, Chris.....1995
 Edgerton, Bill.....1966-67
 Edwards, Doc.....1963-65
 Edwards, Mike.....1978-80
 Edwards, Mike.....2003

Edwards, Ralph.....1915
 Egan, Ben.....1908, 12
 Ehmke, Howard.....1926-30
 Eibner, Brett.....2016
 Elliott, Randy.....1980
 Ellis, Dock.....1977
 Ellis, Mark.....2002-03, 05-11
 Ely, Bones.....1901
 Embree, Alan.....2007-08
 Emerson, Chester.....1911-12
 Engle, Charlie.....1925-26
 Epps, Hal.....1944
 Epstein, Mike.....1971-72
 Erceg, Lucas.....2023-24
 Eschen, Larry.....1942
 Esposito, Sammy.....1963
 Essegian, Chuck.....1961, 63
 Essian, Jim.....1978-80, 84
 Estalalla, Bobby.....1943-45, 49
 Estes, Joey.....2023-24
 Estrada, Marco.....2019
 Etherton, Seth.....2005
 Etten, Nick.....1938-39
 Eveland, Dana.....2008-09
 Everidge, Tommy.....2009
 Ewoldt, Art.....1919

F
 Fagan, Everett.....1943, 46
 Fahey, Frank.....1918
 Fahey, Howard.....1912
 Fain, Ferris.....1947-52
 Fairbank, Jim.....1903-04
 Fairly, Ron.....1976
 Falkenberg, Cy.....1917
 Familia, Jeurys.....2018, 23
 Fanovich, Frank.....1953
 Farmer, Ed.....1983
 Fasano, Sal.....2000-01
 Fazio, Ernie.....1966
 Felipe, Angel.....2023
 Feliz, Michael.....2021
 Ferguson, Tyler.....2024
 Fermin, Ramon.....1995
 Fernandez, Frank.....1970-71
 Ferrazzi, Bill.....1935
 Ferrick, Tom.....1941
 Fettes, Mike.....1998
 Fetzer, Willy.....1906
 Fiers, Mike.....2018-21
 Figueroa, Ed.....1981
 Figueroa, Pedro.....2012-13
 Fikac, Jeremy.....2003
 Fies, Eddie.....1908
 Fillingim, Dana.....1915
 Fingers, Rollie.....1968-76
 Finigan, Jim.....1954-56
 Fink, Herman.....1935-37
 Finney, Lou.....1931, 33-39
 Fiorentino, Jeff.....2008
 Fischer, Bill.....1961-63
 Flater, Jack.....1908
 Fletcher, Paul.....1996
 Flick, Elmer.....1902
 Flick, Lew.....1943-44
 Flohr, Mort.....1934
 Flores, Jesse.....1943-47

Flores, Jose.....2002
 Flores, Ron.....2005-07
 Flythe, Stu.....1936
 Foiles, Hank.....1960
 Font, Wilmer.....2018
 Fosse, Ray.....1973-75
 Foulke, Keith.....2003, 08
 Fowler, Dick.....1941-42, 45-52
 Fowler, Dustin.....2018
 Fox, Eric.....1992-94
 Fox, Jack.....1908
 Fox, Jake.....2010
 Fox, Nellie.....1947-49
 Foxx, Jimmie.....1925-35
 Francis, Jeff.....2014
 Francona, Tito.....1969-70
 Franks, Herman.....1947-48
 Fraser, Chick.....1901
 Freeman, Harvey.....1921
 Freeman, Mark.....1959
 Freiman, Nate.....2013-14
 Freitas, Tony.....1932-33
 French, Pat.....1917
 French, Walter.....1923, 25-29
 Fricano, Marion.....1952-55
 Fritz, Charlie.....1907
 Fritz, Harry.....1913
 Fuentes, Brian.....2011-12
 Fuentes, Tito.....1978
 Fuhrman, Ollie.....1922
 Fujinami, Shintaro.....2023
 Fuld, Sam.....2014-15
 Fulghum, Dot.....1921
 Fultz, Dave.....1901-02
 Furmaniak, J.J.....2007
 Fyhrle, Mike.....2001-02

G
 Galan, Augie.....1949
 Gallagher, Sean.....2008-09
 Gallego, Mike.....1985-91, 95
 Galloway, Chick.....1919-27
 Ganley, Bob.....1909
 Gant, Ron.....2001, 03
 Gantenbein, Joe.....1939-40
 Garbark, Bob.....1944
 Garcia, Aramis.....2021
 Garcia, Dermis.....2022
 Garcia, Rico.....2023
 Garcaparra, Nomar.....2009
 Gardner, Larry.....1918
 Gardner, Rob.....1971, 73
 Garneau, Dustin.....2017, 19
 Garner, Phil.....1973-76
 Garrett, Adrian.....1971-72
 Garrison, Ford.....1944-46
 Garrison, Webster.....1996
 Garver, Ned.....1957-60
 Gassaway, Charlie.....1945
 Gates, Brent.....1993-96
 Gaudin, Chad.....2006-08, 10
 Gautreau, Doc.....1925
 Gearrin, Cory.....2018
 Geary, Bob.....1918-19
 Geier, Phil.....1901
 Gelof, Zack.....2023-24
 Gentile, Jim.....1964-65

Gentry, Craig.....2014-15
 George, Alex.....1955
 George, Greek.....1945
 Gerkin, Steve.....1945
 German, Esteban.....2002-04
 Giambi, Jason.....1995-01, 09
 Giambi, Jeremy.....2000-02
 Gibson, Charlie.....1924
 Giebel, Joe.....1913
 Giel, Paul.....1961
 Giese, Dan.....2009
 Giggie, Bob.....1960, 62
 Ginn, J.T.....2024
 Ginsberg, Joe.....1956
 Ginter, Keith.....2005
 Giordano, Tommy.....1953
 Giusti, Dave.....1977
 Glass, Tom.....1925
 Glynn, Ryan.....2005
 Godfrey, Graham.....2011-12
 Gome, Jonny.....2012, 14
 Gomes, Yan.....2021
 Gonzalez, Carlos.....2008
 Gonzalez, Edgar.....2009
 Gonzalez, Gio.....2008-11
 Gonzalez, Orlando.....1980
 Gooch, Lee.....1917
 Goodwin, Danny.....1982
 Gorman, Tom.....1955-59
 Gosger, Jim.....1966-68
 Gossage, Rich.....1992-93
 Gossett, Daniel.....2017-18
 Grabarkewitz, Billy.....1975
 Grabowski, Jason.....2002-03
 Graff, Milt.....1957-58
 Grant, Mudcat.....1970-71
 Graveman, Kendall.....2015-18
 Gray, Dolly.....1924-27
 Gray, Jeff.....2008-09
 Gray, Johnny.....1954-55
 Gray, Sonny.....2013-17
 Gray, Tristan.....2024
 Green, Dick.....1963-74
 Green, Ramon.....2013
 Green, Joe.....1924
 Gregerson, Luke.....2014
 Gregg, Veau.....1918
 Grevell, Bill.....1919
 Grieve, Ben.....1997-00
 Griffith, Lee.....1946
 Griffin, A.J.....2012-13
 Griffin, Alfredo.....1985-87
 Griffin, Ivy.....1919-21
 Griffin, Pug.....1917
 Grilli, Guido.....1966
 Grim, Bob.....1958-59, 62
 Grimes, Oscar.....1946
 Grimm, Charlie.....1916
 Grimm, Justin.....2022
 Groh, Lew.....1919
 Groh, Buddy.....1996-99
 Gross, Gabe.....2010
 Gross, Wayne.....1976-83, 86
 Grossman, Robbie.....2019-20
 Groth, Johnny.....1956-57
 Grove, Lefty.....1925-33
 Grover, Roy.....1916-17, 19

Grunwald, Al1959
 Grzenda, Joe1964, 66
 Guduan, Reymyn2021
 Guerra, Deolis2021
 Guerra, Mike1947-50
 Guerrero, Mario1978-80
 Guillen, Jose2003
 Guittini, Ben1950
 Gumpert, Randy1936-38
 Guthrie, Mark2001
 Gutzman, Johnny1991-92

H

Haas, Bruno1915
 Haas, Moose1986-87
 Haas, Mule1928-32, 38
 Hadley, Bump1941
 Hadley, Kent1958-59
 Haefner, Bill1915
 Hahn, Jesse2015-17
 Hairston, Scott2009
 Halama, John2003
 Hale, Sammy1923-29
 Haley, Ray1916-17
 Hall, Dick1960
 Hall, Irv1943-46
 Halsey, Brad2006
 Hamilton, Dave1972-75,
 79-80
 Hamilton, Tom1952-53
 Hamlin, Ken1960
 Hamlin, Luke1944
 Hammel, Jason2014
 Hammond, Chris2004
 Hamner, Granny1962
 Hancock, Buddy1940
 Hancock, Garry1983-84
 Handley, Gene1946-47
 Handrahan, Vern1964, 66
 Haney, Larry1969-70, 72-76
 Hankins, Jay1961, 63
 Hanna, Preston1982
 Hannahan, Jack2007-09
 Hannifin, Jack1906
 Harang, Aaron2002-03
 Harden, Rich2003-08, 11
 Haren, Dan2005-07
 Harikkala, Tim2005
 Harkey, Mike1995
 Harper, Brian1987, 95
 Harper, Jack1915
 Harper, Tommy1975
 Harrell, Slim1912
 Harrelson, Ken1963-67
 Harrington, Bill1953, 55-56

Harris, Bob1942
 Harris, Brett2024
 Harris, Bubba1948-49, 51
 Harris, Hogan2023-24
 Harris, Lum1941-44, 46
 Harris, Reggie1990-91
 Harris, Spencer1930
 Harrison, Josh2021
 Harrison, Tom1965
 Harriss, Slim1920-26
 Hartsel, Topsy1902-11
 Harville, Chad1999, 01,
 03-04
 Hassey, Ron1988-90
 Hassler, Joe1928-29
 Hasson, Gene1937-38
 Hasty, Bob1919-24
 Hatcher, Chris2017-18
 Hatteberg, Scott2002-05
 Haught, Gary1997
 Hauser, Joe1922-24, 26, 28
 Hausmann, Clem1949
 Hawkins, Andy1991
 Hayden, Jack1901
 Hayes, Frankie1933-34,
 36-42, 44-45
 Haynes, Jimmy1997-99
 Healy, Ryon2016-17
 Healy, Thomas1915-16
 Heath, Mike1979-85
 Heaverlo, Dave1978-79, 81
 Heffner, Don1943
 Hegan, Mike1971-73
 Heim, Jonah2020
 Heimach, Fred1920-26
 Heimueller, Gorman1983-84
 Heitmuller, Heinie1909-10
 Held, Woodie1957-58
 Helfand, Eric1993-95
 Hemond, Scott1989-94
 Henderson, Dave1988-93
 Henderson, Rickey1979-84,
 89-95, 98
 Henderson, Steve1985-87
 Hendrick, George1971-72
 Hendriks, Liam2016-20
 Henley, Weldon1903-05
 Herbert, Ray1955, 58-61
 Heredia, Gil1998-01
 Hermida, Jeremy2010
 Hernaiz, Darell2024
 Hernandez, Fernando2008
 Hernandez, Ramon1999-03
 Herrera, Jose1995-96
 Herriage, Troy1956

Herrmann, Chris2019
 Hershberger, Mike1965-69
 Herzog, Whitey1958-60
 Hesselbacher, George1916
 Heusser, Ed1940
 Heving, Johnnie1931-32
 Hickman, Jesse1965-66
 Hicks, Brandon2012
 Higgins, Pinky1930, 33-36
 High, Charlie1919-20
 Hiljuz, Erik2001-02
 Hill, Dave1957
 Hill, Donnie1983-86
 Hill, Jesse1937
 Hill, Red1917
 Hill, Rich2016
 Hillegas, Shawn1992-93
 Hilley, Ed1903
 Hinch, A.J.1998-00
 Hitchcock, Billy1950-52
 Hoffman, Danny1903-06
 Hogan, Willie1911
 Holborow, Wally1948
 Holliday, Matt2009
 Holman, Grant2024
 Holmes, Chick1918
 Holmes, Jim1906
 Holt, Tom1974-76
 Holt, Red1925
 Holtz, Mike2002
 Holtzman, Ken1972-75
 Holzemer, Mark1998
 Honeycutt, Rick1987-93, 95
 Hooks, Alex1935
 Hooper, Bob1950-52
 Hooten, Leon1974
 Hope, Sam1907
 Hopkins, Don1975-76
 Horlen, Joe1972
 Horsman, Vince1992-94
 Horton, Willie1978
 Hosley, Tim1973-74,
 76-78, 81
 Host, Gene1957
 Houck, Byron1912-14
 House, Frank1958-59
 Houser, Ben1910
 Hovley, Steve1970-71
 Howard, Steve1990
 Howell, Jay1985-87
 Howitt, Dann1989-92
 Howser, Dick1961-63
 Hoyle, Tex1952
 Hoyt, Waite1931
 Hubbard, Glenn1988-89

Huckleberry, Earl1935
 Hudgens, Dave1983-83
 Hudson, Tim1999-04
 Hughes, Luke2012
 Hulvey, Hank1923
 Hundley, Nick2019
 Hunter, Billy1957-58
 Hunter, Catfish1965-74
 Husta, Carl1925
 Hustung, Bert1902
 Huston, Warren1937

I

Inge, Brandon2012
 Irvin, Cole2021-22
 Irsinghausen, Jason1999-01
 Iwamura, Aki2010

J

Jablonski, Ray1959-60
 Jackson, Conor2010-11
 Jackson, Drew2022
 Jackson, Edwin2018
 Jackson, Joe1908-09
 Jackson, Reggie1967-75, 87
 Zach Jackson2022-23
 Jacobs, Spook1954-56
 Jacobson, Baby Doll1927
 Jacoby, Brook1991
 Jaha, John1999-01
 James, Justin2010
 Jamieson, Charlie1917-18
 Jarvis, Kevin1999
 Jaso, John2013-14
 Javier, Stan1986-90, 94-95
 Jefferies, Daulton2020-22
 Jenkins, Tom1926
 Jennings, Doug1988-91
 Jennings, Robin2001
 Jensen, Willie1914
 Jimenez, D'Angelo2006
 Jiménez, Dany2022-24
 Jimenez, Manny1962-64, 66
 Jimenez, Miguel1993-94
 John, Tommy1985
 Johns, Doug1995-96
 Johnson, Bill1916-17
 Johnson, Bob1933-42
 Johnson, Bob1960, 69-70
 Johnson, Cliff1981-82
 Johnson, Dan2005-08
 Johnson, Dane1997
 Johnson, Deron1961-62,
 73-74
 Johnson, Hank1936
 Johnson, Jim2014

ATHLETICS RETIRED NUMBERS

No.	Player	Date Retired
9	Reggie Jackson	May 22, 2004
24	Rickey Henderson	August 1, 2009
27	Jim "Catfish" Hunter	June 9, 1991
34	Rollie Fingers	July 5, 1993
34	Dave Stewart	September 11, 2022
43	Dennis Eckersley	August 13, 2005

Johnson, Jing.....1916-17, 19, 27-28	Kellogg, Al.....1908	Konopka, Bruce...1942-43, 46	La Stella, Tommy.....2020
Johnson, John Henry..... 1978-79	Kelly, Bill.....1920	Koonce, Graham.....2003	Lau, Charlie.....1963-64
Johnson, Ken.....1958-61	Kelly, Michael.....2024	Kopf, Larry.....1914-15	Lauder, Billy.....1901
Johnson, Mark.....2003	Kelly, Ren.....1923	Kopp, Merlin.....1918-19	Laureano, Ramón.....2018-23
Johnson, Paul.....1920-21	Kemp, Tony.....2020-23	Kotsay, Mark.....2004-07	Lauzerique, George...1967-69
Johnson, Rankin.....1941	Kendall, Jason.....2005-07	Kottaras, George.....2012	Lavan, Doc.....1913
Johnson, Roy.....1918	Kenna, Ed.....1902	Kouzmanoff, Kevin.....2010-11	Lavarnway, Ryan.....2017
Johnson, Stan.....1961	Kennedy, Adam.....2009	Kozma, Pete.....2021	Lavrin, Gary.....1987
Johnson, Walt.....1917	Kennedy, Joe.....2005-07	Krause, Harry.....1908-12	Law, Vance.....1991
Johnston, Doc.....1922	Keough, Joe.....1968	Krausse, Lew.....1931-32	Lawrie, Brett.....2015
Johnstone, Jay.....1973	Keough, Matt.....1977-83	Krausse, Lew.....1961, 64-69	Lawry, Otis.....1916-17
Johnstone, John.....1997	Keriazakos, Gus.....1955	Kravitz, Danny.....1960	Laxton, Brett.....1999
Jones, Doug.....1999-00	Kern, Bill.....1962	Kreevich, Mike.....1942	Leahy, Tom.....1901
Jones, Gordon.....1962	Ketchum, Fred.....1901	Kretlow, Lou.....1956	Lear, Fred.....1915
Jones, Jeff.....1980-84	Ketchum, Gus.....1922	Krueger, Bill.....1983-87	LeBourveau, Bevo.....1929
Jones, John.....1923, 32	Kiefer, Steve.....1984-85	Kryhoski, Dick.....1955	Lehner, Paul.....1950-51
Jones, Marcus.....2000	Kiekhefer, Dean.....2018	Kubiak, Ted.....1967-69, 72-75	Lehr, Justin.....2004
Joost, Eddie.....1947-54	Kieilty, Bobby.....2004-07	Kubinski, Tim.....1997, 99	Leiper, Dave.....1984, 86-87, 94-95
Jorgensen, Mike.....1977	Kiely, Leo.....1960	Kucab, Johnny.....1950-52	Leitner, Dummy.....1901
Jose, Felix.....1988-90	Kilby, Brad.....2009-10	Kucks, Johnny.....1959-60	LeMaster, Johnnie.....1987
Joseph, Corban.....2019	Kilkenny, Mike.....1972-72	Kuczynski, Bert.....1943	Lemoine, Jake.....2022
Joseph, Rick.....1964	Killeen, Evans.....1959	Kull, John.....1909	Lennon, Patrick.....1997
Joyce, Bob.....1939	King, Lee.....1916	Kume, Mike.....1955	Lennox, Ed.....1906
Joyce, Dick.....1965	Kingery, Mike.....1992	Kunkel, Bill.....1961-62	Leon, Arnold.....2015
Joyce, Matt.....2017-18	Kingman, Brian.....1979-82	Kutyna, Marty.....1959-60	Leonard, Elmer.....1911
Junk, Janson.....2024	Kingman, Dave.....1984-86	L	Leovich, John.....1941
Jurak, Ed.....1988	Kinney, Dennis.....1982	Laabs, Chet.....1947	Leshner, Brian.....1996-98
Justice, David.....2002	Kinney, Walt.....1919-20, 23	Lacey, Bob.....1977-80	Lester, Jon.....2014
K	Kircher, Mike.....1919	Lachemann, Marcel.....1969-71	Lewis, Allan.....1967-70, 72-73
Ka'aihue, Kila.....2012	Kirk, Bill.....1961	Lachemann, Rene.....1965-66, 68	Lewis, Colby.....2007
Kaiser, Jeff.....1985	Kirk, Tom.....1947	Ladendorf, Tyler.....2015-16	Lewis, Darren.....1990
Kalahan, John.....1903	Kish, Ernie.....1945	Lagger, Ed.....1934	Lewis, Richie.....1997
Kalfass, Bill.....1937	Klein, Lou.....1951	Lajoie, Nap.....1901-02, 15-16	Lidle, Cory.....2001-02
Kaprielian, James.....2020-23	Klein, Will.....2024	Lamar, Bill.....1924-27	Lieber, Dutch.....1935-36
Karros, Eric.....2004	Klieman, Ed.....1950	Lambo, Andrew.....2016	Liebhart, Glenn.....1930
Karsay, Steve. 1993-94, 97, 06	Klimchock, Lou.....1958-61	LaMarre, Ryan.....2017	Lillard, Bill.....1939-40
Kazmir, Scott.....2014-15	Klimkowski, Ron.....1971	Lamb, Jake.....2020	Lilly, Ted.....2002-03
Kearney, Bob.....1981-83	Kline, Bob.....1934	Lamp, Dennis.....1987	Limmer, Lou.....1951, 54
Kearns, Teddy.....1920	Klink, Joe.....1990-91	Landis, Bill.....1963	Lindblad, Paul.....1965-71, 73-76
Keefe, Dave.....1917, 19-21	Klutts, Mickey.....1979-82	Landis, Jim.....1965	Lindblom, Josh.....2014
Keegan, Ed.....1961	Knerr, Lou.....1945-46	Langellers, Shea.....2022-24	Lindemann, Bob.....1901
Keen, Vic.....1918	Knickerbocker, Austin.....1947	Langerhans, Ryan.....2007	Lindstrom, Axel.....1916
Keesey, Jim.....1925, 30	Knickerbocker, Bill.....1942	Langford, Rick.....1977-86	Lintz, Larry.....1976-77
Keisler, Randy.....2006	Knight, John.....1905-07	Lanning, Red.....1916	Lisenbee, Hod.....1936
Kell, George.....1943-46	Knott, Jack.....1941-42, 46	Lansford, Carney.....1983-92	Littrell, Jack.....1952, 54-55
Kell, Skeeter.....1952	Knowles, Darold.....1971-74	Lapp, Jack.....1908-15	Livingston, Paddy.....1909-11
Kellett, Al.....1923	Knowlson, Tom.....1915	Larish, Jeff.....2010	Loaiza, Esteban.....2006-07
Kelley, Harry.....1936-38	Knowlton, Bill.....1920	Larkin, Ed.....1909	Lochhead, Harry.....1901
Kelley, Shawn.....2018	Koch, Billy.....2002	Larsen, Don.....1960-61	Locker, Bob.....1970-72
Kellner, Alex.....1948-58	Koinig, Jared.....2022	LaRoche, Andy.....2011	Lockwood, Skip.....1965
Kellner, Walt.....1952-53	Kolarek, Adam.....2021-22	La Russa, Tony.....1963, 68-71	Lodigiani, Dario.....1938-40
	Kolloway, Don.....1953	Lasorda, Tommy.....1956	Logue, Zach.....2022
	Komine, Shane.....2006-07		
	Komminsk, Brad.....1991		

ATHLETICS HOME RUN DERBY PARTICIPANTS

2021	Matt Olson	1996	Mark McGwire
2019	Matt Chapman	1994	Ruben Sierra
2014	*Yoenis Céspedes and Josh Donaldson	1992	*Mark McGwire
2013	*Yoenis Céspedes	1990	Mark McGwire and Jose Canseco
2001	Jason Giambi	1987	Mark McGwire
1999	John Jaha	1986	Jose Canseco
1997	Mark McGwire		

*indicates winner

Long, Lep.....	1911	Martin, Billy.....	1957	McKeithan, Tim.....	1932-34	Monahan, Rinty.....	1953
Long, Terrence.....	2000-03	Martin, Cody.....	2015	McKinney, Billy.....	2022	Monday, Rick.....	1966-71
Long, Sam.....	2023	Martin, Doc.....	1908, 11-12	McKinney, Bob.....	1901	Mondou, Nate.....	2022
Loos, Pete.....	1901	Martin, Morrie.....	1951-54	McKinney, Rich.....	1973-75, 77	Montas, Frankie.....	2017-22
Lopes, Christian.....	2022	Martin, Pat.....	1919-20	McLain, Denny.....	1972	Monteagudo, Aurelio.....	1963-66
Lopes, Davey.....	1982-84	Martínez, Adrián.....	2022-23	McLaughlin, Bo.....	1981-82	Montgomery, Steve.....	1996-97
Lopez, Hector.....	1955-59	Martinez, Hecor.....	1962-63	McLaughlin, Pat.....	1940	Montz, Luke.....	2013
Lord, Bris.....	1905-07, 10-12	Martinez, Marty.....	1972	McLemore, Mark.....	2004	Mooneyham, Bill.....	1986
Lorraine, Andrew.....	1997	Martinez, Ted.....	1975	McManus, Jack.....	1956	Moore, Ferdie.....	1914
Lovelady, Richard.....	2023	Martini, Nick.....	2018-19	McManus, Jim.....	1960	Moore, Jimmy.....	1930-31
Lovrich, Pete.....	1963	Martini, Wedo.....	1935	McMillon, Billy.....	2001, 03-04	Moore, Kelvin.....	1981-83
Lovullo, Torey.....	1996	Martyn, Bob.....	1957-59	McMullen, Ken.....	1976	Moore, Kerwin.....	1996
Lowrie, Jed.....	2013-14, 16-18, 21-22	Mashore, Damon.....	1996-97	McNair, Eric.....	1929-35, 42	Moore, Mike.....	1989-92
Lowry, Sam.....	1942-43	Masters, Walt.....	1939	McNamara, Bob.....	1939	Moore, Roy.....	1920-22
Luby, Hal.....	1936	Matarazzo, Len.....	1952	McNealy, Rusty.....	1983	Morales, Jose.....	1973
Lucas, Easton.....	2023-24	Mathes, Joe.....	1912	McNulty, Bill.....	1969, 72	Morales, Kendry.....	2019
Lucas, Josh.....	2018	Mathews, Nelson.....	1964-65	McPherson, John.....	1901	Moran, Herbie.....	1908
Lucroy, Jonathan.....	2018	Mathews, T.J.....	1997-01	McQuaig, Jerry.....	1934	Moreland, Mitch.....	2021
Ludwick, Eric.....	1997	Matos, Francisco.....	1994	McQuinn, George.....	1946	Morey, Dave.....	1913
Lugo, Ruddy.....	2007	Matsui, Hideki.....	2011	Mecir, Jim.....	2000-04	Morgan, Cy.....	1909-12
Lumpe, Jerry.....	1959-63	Matthews, Wid.....	1923	Medich, Doc.....	1977	Morgan, Joe.....	1959
Luzardo, Jesús.....	2019-21	Mattox, Cloy.....	1929	Medina, Luis.....	2023-24	Morgan, Joe.....	1984
Lydy, Scott.....	1993	Matuzak, Harry.....	1934, 36	Meehan, Bill.....	1915	Morgan, Mike.....	1978-79
Lysander, Rick.....	1980	Mauro, Carmen.....	1953	Meeker, Roy.....	1923-24	Morgan, Tom.....	1957
M		Maxvill, Dal.....	1972-75	Melhusse, Adam.....	2003-07	Morris, Doyt.....	1937
Maas, Duke.....	1958	Maxwell, Bert.....	1908	Melillo, Kevin.....	2007	Morrisette, Bill.....	1915-16
Mabry, John.....	2002	Maxwell, Bruce.....	2016-18	Mellana, Joe.....	1927	Morse, Bud.....	1929
Macfarlane, Mike.....	1998-99	May, Trevor.....	2023	Meloan, John.....	2009	Mortensen, Clayton.....	2009-10
Machin, Vimael.....	2020-22	Mayne, Brent.....	1997	Melton, Dave.....	1956, 58	Moscoco, Guillermo.....	2011
Mack, Earle.....	1910-11, 14	Mayo, Eddie.....	1943	Menechino, Frank.....	1999-04	Moses, Wally.....	1935-41, 49-51
Mack, Shane.....	1998	Mazzaro, Vin.....	2009-10	Mengden, Daniel.....	2016-20	Moss, Brandon.....	2012-14
Mackenzie, Eric.....	1955	McAvoy, Wickey.....	1913-15, 17-19	Mercado, Orlando.....	1988	Moss, Charlie.....	1934-36
Mackenzie, Gordon.....	1961	McBride, Matt.....	2016	Mercedes, Henry.....	1992-93	Mossi, Don.....	1965
Mackiewicz, Felix.....	1941-43	McCahan, Bill.....	1946-49	Metro, Charlie.....	1944-45	Mujica, Edward.....	2015
Mackinnon, David.....	2022	McCann, Emmett.....	1920-21	Metzler, Alex.....	1926	Mulder, Mark.....	2000-04
Mackinson, John.....	1953	McCann, Kyle.....	2024	Meyer, Billy.....	1916-17	Muller, Kyle.....	2023-24
Madjeski, Ed.....	1932-34	McCarthy, Brandon.....	2011-12	Meyer, Dan.....	1982-85	Mullin, Jim.....	1904
Madson, Ryan.....	2016-17	McCarty, David.....	2003	Meyer, Dan.....	2007-08	Munch, Jake.....	1918
Magadan, Dave.....	1997-98	McCatty, Steve.....	1977-85	Meyer, Russ.....	1959	Muncy, Max.....	2015-16
Maggert, Harl.....	1912	McConnell, Sam.....	1915	Meyer, Scott.....	1978	Munoz, Pedro.....	1996
Magnante, Mike.....	2000-02	McCosky, Barney.....	1946-48, 50-51	Michaels, Cass.....	1952-53	Munson, Eric.....	2009
Magnuson, Trystan.....	2011	McCovey, Willie.....	1976	Miles, Carl.....	1940	Mura, Steve.....	1985
Mahaffey, Roy.....	1930-35	McCoy, Benny.....	1940-41	Miles, Dee.....	1939-42	Murphy, Danny.....	1902-13
Mahay, Ron.....	1999-00	McCrabb, Les.....	1939-42, 50	Miller, Bing.....	1922-26, 28-34	Murphy, Donnie.....	2007-08
Mahon, Al.....	1930	McCue, Frank.....	1922	Miller, Damian.....	2004	Murphy, Dwayne.....	1978-87
Mailho, Emil.....	1936	McDermott, Mickey.....	1957, 61	Miller, Jai.....	2011	Murphy, Eddie.....	1912-15
Mains, Jim.....	1943	McDevitt, Danny.....	1962	Miller, Jim.....	2012	Murphy, Mike.....	1916
Majeski, Hank.....	1946-49, 51-52	McDonald, Hank.....	1931, 33	Miller, Mason.....	2023-24	Murphy, Morgan.....	1901
Mallonee, Ben.....	1921	McDonald, Jason.....	1997-99	Miller, Rudy.....	1929	Murphy, Sean.....	2019-22
Mallory, Sheldon.....	1977	McDonald, Mickey.....	2022	Milligan, Billy.....	1901	Murray, Joe.....	1950
Malone, Lew.....	1915-16	McElwee, Lee.....	1916	Mills, Bill.....	1944	Murray, Larry.....	1977-79
Manaea, Sean.....	2016-21	McFarland, T.J.....	2020, 24	Mills, Brad.....	2014-15	Murray, Ray.....	1951-53
Mangual, Angel.....	1971-76	McGee, Willie.....	1990	Milone, Tommy.....	2012-14	Murton, Matt.....	2008
Manrique, Fred.....	1991	McGee, Conny.....	1903	Mincher, Don.....	1970-72	Myatt, Glenn.....	1920-21
Manush, Frank.....	1908	McGhee, Bill.....	1944-45	Miner, Ray.....	1921	Myers, Elmer.....	1915-18
Marchildon, Phil.....	1940-42, 45-49	McGhee, Ed.....	1953-54	Minetto, Craig.....	1978-81	Myers, Greg.....	2001-02
Marcum, Johnny.....	1933-35	McGillen, John.....	1944	Minor, Mike.....	2020	Myers, Joseph.....	1905
Maris, Roger.....	1958-59	McGowan, Beauty.....	1922-23	Mitchell, Craig.....	1975-77	N	
Markel, Parker.....	2022	McGwire, Mark.....	1986-97	Mitchell, Fred.....	1902	Nabors, Jack.....	1915-17
Markland, Gene.....	1950	McInnis, Stuffy.....	1909-17	Mitchell, Kevin.....	1998	Nagel, Bill.....	1939
Marquez, Gonzalo.....	1972-73	McIntyre, Matty.....	1901	Mitchell, Paul.....	1976-77	Naktenis, Pete.....	1936
Marshall, Jay.....	2007, 09	McKay, Cody.....	2002	Mitterling, Ralph.....	1916	Nash, Jim.....	1966-69
Marte, Starling.....	2021	McKay, Dave.....	1980-82	Mohler, Mike.....	1993-98	Naylor, Rollie.....	1917, 19-24
		McKay, David.....	2022	Molina, Izzy.....	1996-98	Neal, Zach.....	2016-17, 23

Neel, Troy1992-94
 Neill, Mike1998
 Nelson, Gene1987-92
 Nelson, Lynn1937-39
 Nelson, Rob1986-87
 Neshek, Pat2012-13
 Nettles, Jim1981
 Neu, Mike2003
 Neuse, Sheldon2019, 22
 Nevin, Tyler2024
 Newcomb, Sean2023-24
 Newman, Jeff1976-82
 Newsom, Bobo1944-46,
 52-53
 Newsome, Skeeter1935-39
 Nicholls, Simon1906-09
 Nicholson, Bill1936
 Niemiec, Al1936
 Nittoli, Vinny2024
 Noboa, Junior1994
 Noda, Ryan2023-24
 Nolin, Sean2015
 Noonan, Pete1904
 Norberto, Jordan2011-12
 Noren, Irv1957
 Norman, Fred1962-63
 Norris, Derek2012-14
 Norris, Mike1975-83, 90
 North, Billy1973-78
 Nossek, Joe1966-67, 69
 Noyes, Win1917, 19
 Nuñez, Edwin1993-94
 Nuñez, Renato2016-17
 Nuxhall, Joe1961

O
 O'Brien, Charlie1985
 O'Donoghue, John1963-65
 O'Flaherty, Eric2014-15
 O'Loughlin, Jack2024
 O'Neill, Harry1922-23
 O'Neill, Harry1939
 Odom, Blue Moon1964-75
 Ogdan, Curly1922-24
 Oglesby, Jim1936
 Okajima, Hideki2013
 Oldring, Rube1906-16, 18
 Olivares, Omar1999-00
 Oller, Adam2022-23
 Olson, Matt2016-21
 Ontiveros, Steve1985-88,
 94-95
 Oquist, Mike1997-99
 Orf, Nate2020
 Orr, Billy1913-14
 Ortiz, Jose2000-01
 Ortiz, Roberto1950
 Orwoll, Ossie1928-29
 Osinski, Dan1962
 Osteen, Darrell1970
 Oster, Bill1954
 Otañez, Michel2024
 Otero, Dan2013-15
 Otto, Dave1987-90
 Outman, Josh2008-09, 11
 Overton, Dillon2016
 Owchinko, Bob1981-82

Owens, Jack1935
 Ozmer, Doc1923

P
 Pache, Cristian2022
 Pagan, Emilio2018
 Page, Mitchell1977-83
 Page, Sam1939
 Pagliaroni, Jim1968-69
 Paige, Satchel1965
 Palmer, Eddie1917
 Palmisano, Joe1931
 Panther, Jim1971
 Paquette, Craig1993-95
 Parisse, Tony1943-44
 Parker, Ace1937-38
 Parker, Dave1988-89
 Parker, Jarrod2012-13
 Parmelee, Roy1939
 Parnham, Rube1916-17
 Parrett, Jeff1992
 Parrino, Andy2013-15
 Parsons, Bill1974
 Pate, Joe1926-27
 Patterson, Daryl1971
 Patterson, Eric2008-10
 Patterson, Mike1981
 Patton, Bill1935
 Patton, Spencer2023
 Payamps, Joel2022
 Payton, Jay2005-06
 Peck, Hal1944-46
 Peerson, Jack1935-36
 Peffer, Monte1913
 Pena, Carlos2002
 Pena, Orlando1962-65
 Pena, Roberto1970
 Pennington, Cliff2008-12
 Pennock, Herb1912-15
 Pepper, Bob1915
 Perez, Antonio2006
 Pérez, Carlos2023
 Pérez, Francisco2023
 Pérez, Marty1977-78
 Perkins, Charlie1930
 Perkins, Cy1915, 17-30
 Perry, Jim1975
 Perry, Scott1918-21
 Peters, Rick1983, 86
 Peters, Rusty1936-38
 Peterson, Jace2023
 Peterson, Jim1931, 33
 Peterson, Shane2013
 Petit, Gregorio2008-09
 Petit, Yusmeiro2018-2021
 Pfister, Dan1961-64
 Phegley, Josh2015-19
 Phelps, Ken1989-90
 Phillee, Dave1951-53
 Phillips, Tony1982-89, 99
 Phoenix, Steve1994-95
 Piatt, Adam2000-03
 Piatt, Wiley1901
 Piazza, Mike2007
 Picciolo, Rob1977-82, 85
 Picinich, Val1916-17
 Pick, Charlie1916

Pickering, Ollie1903-04
 Pierce, Tony1967-68
 Pierson, William1918-19, 24
 Pignatano, Joe1961
 Pilarcik, Al1956, 61
 Pillion, Squiz1915
 Piña, Horacio1973
 Piña, Manny2023
 Pinder, Chad2016-22
 Pinnance, Ed1903
 Pippen, Cotton1939
 Piscotty, Stephen2018-22
 Pisoni, Jim1956-57
 Pitts, Gaylen1974-75
 Pizarro, Juan1969
 Plank, Eddie1901-14
 Plantier, Phil1996
 Plarski, Don1955
 Pless, Rance1956
 Plouffe, Trevor2017
 Plunk, Eric1986-89
 Polonia, Luis1987-89
 Pomeranz, Drew2014-15
 Poole, Jim1925-27
 Poole, Ray1941, 47
 Porter, Bo2000
 Porter, Odie1902
 Portocarrero, Arnie1954-57
 Posada, Leo1960-62
 Potter, Nels1938-41, 48
 Powell, Boog2017-18
 Powell, Landon2009-11
 Power, Vic1954-58
 Powers, Doc1901-09
 Powers, Ike1927-28
 Prescott, Bobby1961
 Pridie, Jason2015
 Prieto, Ariel1995-98, 00
 Profar, Jurickson2019
 Pruett, Jim1944-45
 Pruitt, Austin2022-23
 Puccinelli, George1936
 Puk, A.J.2019, 21-22
 Punto, Nick2014
 Purcey, David2011
 Putnam, Danny2007

Q
 Quinn, Jack1925-30
 Quinn, Tad1902-03
 Quinones, Luis1983
 Quirk, Jamie1989-92

R
 Raczka, Mike1992
 Raether, Hal1954, 57
 Raines, Tim1999
 Rainey, Chuck1984
 Rakow, Ed1961-63
 Ramirez, Carlos2018
 Ramirez, Edwar2010
 Ramirez, Erasmo2007
 Ramirez, Milt1979
 Randolph, Willie1990
 Raschi, Vic1955
 Rath, Morrie1909-10
 Ratliff, Jon2000

Ray, Carl1915-16
 Ready, Randy1992
 Reames, Britt2005
 Recker, Anthony2011-12
 Reddick, Josh2012-16
 Reedman, Mark2004
 Reed, Howie1958-60
 Reineke, Chad2009
 Reiss, Al1932
 Renering, Jim1938-39
 Renko, Steve1978
 Renna, Bill1954-56
 Repoz, Roger1966-67
 Resop, Chris2013
 Rettig, Otto1922
 Revenig, Todd1992
 Revering, Dave1978-81
 Reyes, Carlos1994-97
 Reyes, Gerardo2024
 Reynolds, Tommie1963-65,
 69
 Rhodes, Arthur2004
 Rhodes, Gordon1936
 Richards, Paul1935
 Richardson, Jack1915-16
 Richardson, Ken1942
 Richmond, Don1941, 46-47
 Ricocha, Harry1923-24
 Rigby, Brad1997, 99
 Righetti, Dave1994
 Rijo, Jose1985-87
 Riles, Ernest1991
 Rincon, Ricardo2002-05
 Rinker, Bob1950
 Rios, Yacksel2023
 Ripple, Jimmy1943
 Rivera, Jim1961
 Roark, Tanner2019
 Roberts, Bip1998
 Roberts, Ray1919
 Robertson, Connor2007
 Robertson, Jim1954-55
 Robertson, Shery1952
 Robinson, Bruce1978
 Robinson, Eddie1953, 56
 Robinson, Floyd1968
 Rochefort, Ben1914
 Rodney, Fernando2018-19
 Rodriguez, Fernando2014-16
 Rodriguez, Henry2009-10
 Rodriguez, Rick1986-87
 Rodriguez, Roberto1967, 70
 Roettger, Oscar1932
 Rogers, Kenny1998-99
 Rogers, Tom1919
 Roland, Jim1969-72
 Romberger, Dutch1954
 Romo, Sergio2021
 Rommel, Eddie1920-32
 Roney, Matt2006
 Roof, Phil1966-69
 Rooker, Brent2023-24
 Rosales, Adam2010-13, 17
 Rosar, Buddy1945-49
 Rosario, Santiago1965
 Rose, Mike2004
 Rosenthal, Larry1944-45

Ross, Buck.....1936-41
 Ross, Cody.....2015
 Ross, Tyson.....2010-12
 Roth, Braggio.....1919
 Rothrock, Jack.....1937
 Rouse, Mike.....2006
 Rowe, Harland.....1916
 Rowland, Chuck.....1923
 Roy, Emil.....1933
 Rozek, Dick.....1953-54
 Rubeling, Al.....1940-41
 Rucinski, Drew.....2023
 Rudi, Joe.....1967-76, 82
 Ruiz, Estaury.....2023-24
 Ruiz, Norge.....2022
 Rullo, Joe.....1943-44
 Russell, Jeff.....1992
 Russell, Lefty.....1910-12
 Rutner, Mickey.....1947
 Ryan, Rob.....2001
 Rzepczynski, Marc.....2016

S

Saarloos, Kirk.....2004-06, 08
 Saenz, Olmedo.....1999-02
 Saffell, Tom.....1955
 Sain, Johnny.....1955
 Sakata, Lenn.....1986
 Salmon, Roger.....1912
 Salve, Gus.....1908
 Samardzija, Jeff.....2014
 Samcoff, Ed.....1951
 Sanchez, Alejandro.....1987
 Sanders, John.....1965
 Sanders, Ken.....1964, 66, 68
 Sanderson, Scott.....1990
 Sands, Charlie.....1975
 Sandt, Tommy.....1975-76

Sanford, Jack.....1967
 Sanguillen, Manny.....1977
 Santangelo, F.P.....2001
 Santiago, Jose.....1956
 Santiago, Jose.....1963-65
 Sauerbeck, Scott.....2006
 Saunders, Rusty.....1927
 Sauveur, Rich.....2000
 Savage, Bob.....1942, 46-48
 Savery, Joe.....2014
 Sax, Steve.....1994
 Schaefer, Jeff.....1994
 Schang, Wally.....1913-17, 30
 Schauer, Rube.....1917
 Scheer, Heinie.....1922-23
 Scheib, Carl.....1943-45, 47-54
 Schelle, Jim.....1939
 Schillings, Red.....1922
 Schlitter, Brian.....2019
 Schlitzer, Biff.....1908-09
 Schreckengost, Ossee.....1902-08
 Schuemann, Max.....2024
 Schumann, Hack.....1906
 Schuster, Patrick.....2016
 Schwartz, Randy.....1965-66
 Schwindel, Frank.....2021
 Schypinski, Jerry.....1955
 Scott, Dick.....1989
 Scott, Rodney.....1977
 Scott, Taylor.....2023
 Scribner, Evan.....2012-15
 Scutaro, Marco.....2004-07
 Sears, JP.....2022-24
 Segui, Diego...1962-68, 70-72
 Seibold, Socks.....1915-17, 19
 Seitzer, Kevin.....1993
 Selman, Sam.....2022

Semien, Marcus.....2015-20
 Service, Scott.....2000
 Sexton, Jimmy.....1981-82
 Seybold, Socks.....1901-08
 Shamsky, Art.....1972
 Shanner, Bill.....1920
 Shannon, Red.....1917-21
 Shantz, Billy.....1954-55
 Shantz, Bobby.....1949-56
 Sharman, Ralph.....1917
 Shaughnessy, Shag.....1908
 Shaver, Jeff.....1988
 Shaw, Bob.....1961
 Shaw, Don.....1972
 Shawkey, Bob.....1913-15
 Shea, Red.....1918
 Shean, Dave.....1906
 Sheehan, Tom.....1915-16
 Sheets, Ben.....2010
 Sheldon, Rollie.....1965-66
 Sheldon, Scott.....1997
 Sherling, Ed.....1924
 Sherman, Joe.....1915
 Shirley, Tex.....1941-42
 Shoemaker, Charlie.....1961-62, 64
 Shores, Bill.....1928-31
 Show, Eric.....1991
 Siebern, Norm.....1960-63
 Siebert, Dick.....1938-45
 Siebert, Sonny.....1975
 Sierra, Ruben.....1992-95
 Sigafos, Frank.....1926
 Sima, Al.....1954
 Simmons, Al.....1924-32, 40-41, 44
 Simpson, Harry.....1955-59
 Sinatra, Matt.....1987-88

Singleton, Chris.....2003
 Sizemore, Scott.....2011, 13
 Skaff, Frank.....1943
 Skizas, Lou.....1956-57
 Slappeg, John.....1920
 Slaughter, Enos.....1955-56
 Slesater, Lou.....1955
 Slusarski, Joe.....1991-93
 Small, Aaron.....1996-98
 Small, Jim.....1958
 Smith, Burch.....2020-21
 Smith, Chad.....2015
 Smith, Chad.....2023
 Smith, Chris.....2016-17
 Smith, Dave.....1938-39
 Smith, Eddie.....1936-39
 Smith, Greg.....2008
 Smith, Hal.....1956-59
 Smith, Harry.....1901
 Smith, Josh.....2017
 Smith, Kevin.....2022-23
 Smith, Mark.....1983
 Smith, Mayo.....1945
 Smith, Red.....1925
 Smith, Seth.....2012-13
 Smith, Syd.....1908
 Smithberg, Roger.....1993-94
 Smolinski, Jake.....2015-18
 Sneed, Kirby.....2022-23
 Snelling, Chris.....2007
 Snyder, Bernie.....1935
 Snyder, Brian.....1989
 Snyder, Russ.....1959-60
 Soderstrom, Tyler.....2023-24
 Sogard, Eric.....2010-15
 Soria, Joaquin.....2019-20
 Sorensen, Lary.....1984
 Sosa, Elias.....1978

TWO-CITY ATHLETICS

A total of 30 players appeared in games for both the Philadelphia and Kansas City A's, and 36 played for the A's in Kansas City and Oakland.

Philadelphia and Kansas City

Astroth, Joe...1945-46, 50-56
 Bevan, Hal.....1952, 55
 Bishop, Charlie.....1952-55
 Bollweg, Don.....1954-55
 Burtshy, Joe.....1950-51, 54-56
 DeMaestri, Joe.....1953-59
 Ditmar, Art.....1954-56, 61-62
 Dixon, Sonny.....1954-55
 Finigan, Jim.....1954-56
 Fricano, Marion.....1952-55
 Gray, Johnny.....1954-55
 Harrington, Bill.....1953, 55-56
 Jacobs, Spook.....1954-56
 Kellner, Alex.....1948-58
 Littrell, Jack.....1952, 54-55

Portocarrero, Arnie...1954-57
 Power, Vic.....1954-58
 Raether, Hal.....1954, 57
 Renna, Bill.....1954-56
 Robertson, Jim.....1954-55
 Robinson, Eddie.....1953, 56
 Shantz, Billy.....1954-55
 Shantz, Bobby.....1949-56
 Suder, Pete.....1941-43, 46-55
 Trice, Bob.....1953-55
 Valo, Elmer....1940-43, 46-56
 Van Brabant, Ozzie...1954-55
 Wheat, Lee.....1954-55
 Wilson, Bill.....1954-55
 Zernial, Gus.....1951-57

Kansas City and Oakland

Aker, Jack.....1964-68
 Bando, Sal.....1966-76
 Campaneris, Bert.....1964-76
 Cater, Danny.....1966-69
 Dobson, Chuck....1966-71, 73
 Donaldson, John..1966-70, 74
 Duncan, Dave.....1964, 67-72
 Gosger, Jim.....1966-68
 Green, Dick.....1963-74
 Hershberger, Mike.....1965-69
 Hunter, Catfish.....1965-74
 Jackson, Reggie...1967-75, 87
 Johnson, Bob.....1960, 69-70
 Johnson, Deron.....1961-62, 73-74
 Krausse, Lew.....1961, 64-69
 Kubiak, Ted.....1967-69, 72-75
 Lachemann, Rene1965-66, 68
 La Russa, Tony.....1963, 68-71

Lauzerique, George...1967-69
 Lewis, Allan.....1967-70, 72-73
 Lindblad, Paul..1965-71, 73-76
 Monday, Rick.....1966-71
 Nash, Jim.....1966-69
 Nossek, Joe.....1966-67, 69
 Odom, Blue Moon....1964-75
 Pierce, Tony.....1967-68
 Reynolds, Tommie 1963-65, 69
 Rodriguez, Roberto...1967, 70
 Roof, Phil.....1966-69
 Rudi, Joe.....1967-76, 82
 Sanders, Ken.....1964, 66, 68
 Segui, Diego...1962-68, 70-72
 Talbot, Fred....1965-66, 69-70
 Tartabull, José1962-66, 69-70
 Webster, Ramón....1967-69, 71
 Wyatt, John.....1961-66, 69

Soto, Geovany.....2014
 Souza, Mark 1980
 Sparks, Steve..... 2003
 Speaker, Tris.....1928
 Spence, Mitch..... 2024
 Spencer, Jim1981-82
 Sperry, Stan.....1938
 Spicer, Bob.....1955-56
 Spiezio, Scott.....1996-99
 Sprague, Ed1968-69
 Sprague, Ed1998
 Springer, Russ..... 2009
 Stafford, Bill.....1966-67
 Staggs, Steve.....1978
 Stahl, Larry.....1964-66
 Stainback, Tuck.....1946
 Stairs, Matt.....1996-00
 Staley, Gerry.....1961
 Staller, George.....1943
 Stanley, Fred.....1981-82
 Stanley, Mike.....2000
 Steelman, Farmer.....1901-02
 Stein, Blake.....1998-99
 Stein, Irv.....1932
 Steinbach, Terry.....1986-96
 Stellbauer, Bill.....1916
 Stephens, Gene.....1961-62
 Stevenson, Cal.....2022
 Stewart, Bill.....1955
 Stewart, Dave.....1986-92, 95
 Stewart, Shannon.....2007
 Stock, Wes.....1964-67
 Stokes, Art.....1925
 Stone, Ron.....1966
 Stottlemire, Todd.....1995
 Straily, Dan.....2012-14
 Strand, Paul.....1924
 Street, Huston.....2005-08
 Stripling, Ross.....2024
 Strunk, Amos.....1908-17,
 19-20, 24
 Sturdivant, Tom ...1959, 63-64
 Sturgis, Dean.....1914
 Styles, Lena.....1919-21
 Suarez, Ken.....1966-67
 Suder, Pete.....1941-43, 46-55
 Sullivan, Haywood.....1961-63
 Sullivan, Jim.....1921-22
 Summa, Homer.....1929-30
 Summers, Champ.....1974
 Surkamp, Eric.....2016
 Sutton, Don.....1985
 Sutton, Larry.....2002
 Suzuki, Kurt.....2007-12, 13
 Sveum, Dale.....1993
 Sweeney, Buck.....1914
 Sweeney, Mike.....2008
 Sweeney, Ryan.....2008-11
 Sweet, Devin.....2023
 Swift, Bob.....1942-43
 Swisher, Nick.....2004-07

T

Tabb, Jerry.....1977-78
 Taff, John.....1913
 Talbot, Fred.....1965-66, 69-70
 Talton, Tim.....1966-67

Tam, Jeff.....2000-02
 Tapia, Domingo.....2022
 Tarnok, Freddy.....2023
 Tartabull, Danny.....1995
 Tartabull, Jose.....1962-66,
 69-70
 Taylor, Arlas.....1921
 Taylor, Beau.....2018-19
 Taylor, Billy.....1994, 96-99
 Taylor, Harry.....1957
 Taylor, Joe.....1954
 Taylor, Michael.....2011-13
 Tejada, Miguel.....1997-03
 Telgheder, Dave.....1996-98
 Tellmann, Tom.....1985
 Tenace, Gene.....1969-76
 Terry, Ralph.....1957-59, 66
 Terwilliger, Wayne.....1959-60
 Tettleton, Mickey.....1984-87
 Thies, Dave.....1963
 Thomas, Bud.....1937-39
 Thomas, Charles.....2005
 Thomas, Cody.....2022-23
 Thomas, Frank.....2006, 08
 Thomas, Fred.....1919-20
 Thomas, Ira.....1909-15
 Thomas, Kite.....1952-53
 Thomasson, Gary.....1978
 Thompson, Harry.....1919
 Thompson, Kevin.....2007
 Thompson, Rich.....2012
 Thompson, Shag.....1914-16
 Thompson, Tim.....1956-57
 Thompson, Tracey.....2018
 Thrasher, Buck.....1916-17
 Throneberry, Marv.....1960-61
 Tillman, Rusty.....1986
 Tipton, Eric.....1939-41
 Tipton, Joe.....1950-52
 Tobin, Pat.....1941
 Todd, Jim.....1975-76, 79
 Todt, Phil.....1931
 Tolleson, Steve.....2010
 Tom, Ka'ai.....2021
 Tomanek, Dick.....1958-59
 Tomberlin, Andy.....1995
 Tomko, Brett.....2009
 Tompkins, Ron.....1965
 Toppin, Rupe.....1962
 Toro, Abraham.....2024
 Torrealba, Pablo.....1977
 Torrez, Mike.....1976-77, 84
 Tovar, Cesar.....1975-76
 Treinen, Blake.....2017-19
 Trice, Bob.....1953-55
 Triggs, Andrew.....2016-18
 Trillo, Manny.....1973-74
 Trivino, Lou.....2018-22
 Trowbridge, Bob.....1960
 Truicks, Virgil.....1957-58
 Tsitouris, John.....1958-60
 Turbeville, George.....1935-37
 Turner, Terry.....1919
 Turner, Tink.....1915
 Tuttle, Bill.....1958-61
 Tyack, Jim.....1943
 Tyrone, Jim.....1977

U

Umberger, Jim.....1977
 Underwood, Tom.....1981-83
 Upchurch, Woody.....1935-36
 Upton, Bill.....1954
 Urban, Jack.....1957-58

V

Valdez, Cesar.....2017
 Valencia, Danny.....2000-01
 Valo, Elmer.....1940-43, 46-56
 Van Brabant, Ozzie ...1954-55
 Van Poppel, Todd.....1991,
 93-96
 Vaughan, Porter...1940-41, 46
 Vaughn, Roy.....1934
 Veach, Al.....1935
 Velandia, Jorge.....1998-00
 Velarde, Randy...1999-00, 02
 Venafo, Mike.....2002
 Venditte, Pat.....2015
 Vickers, Rube.....1907-09
 Virgil, Ozzie.....1961
 Vizcaino, Luis.....1999-01
 Vogt, Stephen.....2013-17, 22
 Voigt, Jack.....1998
 Von Ohlen, Dave.....1986-87
 Vosberg, Ed.....1994
 Voss, Bill.....1972

W

Waddell, Rube.....1902-07
 Wade, Tyler.....2023
 Wagner, Hal.....1937-44
 Wagner, Mark.....1984
 Wagner, Neil.....2011
 Wahl, Bobby.....2017
 Wahl, Kermit.....1950-51
 Walberg, Rube.....1923-33
 Waldichuk, Ken.....2022-23
 Walker, Frank.....1920-21
 Walker, Jerry.....1961-62
 Walker, Johnny.....1919-21
 Walker, Tilly.....1918-23
 Walker, Todd.....2007
 Walker, Tom.....1902
 Wallaesa, Jack...1940, 42, 46
 Walling, Denny.....1975-76
 Wallis, Joe.....1978-79
 Walsh, Jimmy.....1912-16
 Walton, Bruce.....1991-92
 Wambsganss, Bill.....1926
 Wang, Wei-Chung.....2019
 Ward, Preston.....1958-59
 Warren, Mike.....1983-85
 Warstler, Rabbit.....1934-36
 Wasdin, John.....1995-96
 Washington, Claudell.....
 1974-76
 Washington, Herb.....1974-75
 Waslewski, Gary.....1972
 Watkins, Spenser.....2023
 Watlington, Neal.....1953
 Watson, Matt.....2005, 10
 Watson, Mule.....1918-19
 Weaver, Harry.....1915-16

Webb, Skeeter.....1948
 Webster, Ray.....1967-69, 71
 Weeks, Jemile.....2011-13
 Weems, Jordan.....2020-21
 Weiss, Walt.....1987-92
 Welaj, Johnny.....1943
 Welch, Bob.....1988-94
 Welch, Frank.....1919-26
 Wellman, Bob.....1948, 50
 Wells, Casper.....2013
 Wendelken, J.B.2016, 18-21
 Wendle, Joey.....2016-17
 Wengert, Don.....1995-97
 Werber, Billy.....1937-38
 Wetzel, Buzz.....1927
 Wheat, Lee.....1954-55
 Wheat, Zack.....1927
 Wheaton, Woody.....1943-44
 White, Don.....1948-49
 White, Jo-Jo.....1943-44
 Whittaker, Walt.....1916
 Wickersham, Dave ...1960-63
 Wiles, Collin.....2022
 Wilhelm, Spider.....1953
 Wilkins, Bobby.....1944-45
 Willard, Jerry.....1986-87
 Williams, Al.....1937-38
 Williams, Billy.....1975-76
 Williams, Dib.....1930-35
 Williams, Dick.....1959-60
 Williams, Don.....1962
 Williams, Earl.....1977
 Williams, George.....1964
 Williams, George.....1995-97
 Williams, Mark.....1977
 Williams, Marsh.....1916
 Willingham, Josh.....2011
 Willis, Dale.....1963
 Willis, Lefty.....1925-27
 Wilshere, Whitey.....1934-36
 Wilson, Bill.....1954-55
 Wilson, Highball.....1902
 Wilson, Jack.....1934
 Wilson, Jacob.....2021
 Wilson, Jacob.....2024
 Wilson, Jim.....1949
 Wilson, Tom.....2001
 Wilson, Willie.....1991-92
 Wiltse, Snake.....1901-02
 Windhorn, Gordie.....1962
 Windsor, Jason.....2006
 Wingo, Al.....1919
 Wingo, Ed.....1920
 Winston, Hank.....1933
 Wirth, Alan.....1978-80
 Witasick, Jay ...1996-98; 05-07
 Witmeyer, Ron.....1991
 Witt, Bobby.....1992-94
 Witt, Whitey.....1916-17, 19-21
 Wojciechowski, Steve.....
 1995-97
 Wojcik, John.....1962-64
 Wolf, Lefty.....1921
 Wolf, Ross.....2010
 Wolfe, Chuck.....1923
 Wolff, Roger.....1941-43
 Womack, Dooley.....1970

Wood, Alex.....	2024	Wright, Taffy	1949	Yerkes, Carroll	1927-29	Z	
Wood, Doc.....	1923	Wuertz, Michael	2009-11	York, Lefty.....	1919	Zachary, Tom	1918
Wood, Jason.....	1998	Wyatt, John	1961-66, 69	York, Rudy.....	1948	Zapustas, Joe.....	1933
Wood, Mike.....	2003	Wyckoff, Weldon.....	1913-16	Yoter, Elmer.....	1921	Zernial, Gus.....	1951-57
Woodard, Darrell	1978	Wyse, Hank.....	1950-51	Young, Chris.....	2013	Ziegler, Brad.....	2008-11
Woods, Gary.....	1976	Y		Young, Curt.....	1983-91, 93	Zinn, Jimmy.....	1919
Worden, Fred.....	1914	Yabu, Keichi.....	2005	Young, Ernie.....	1994-97	Zito, Barry.....	2000-06, 15
Worrell, Tim.....	1998-99	Yankowski, George.....	1942	Young, Matt.....	1989	Zobrist, Ben.....	2015
Wortham, Rich.....	1983	Yarrison, Rube	1922	Young, Ralph.....	1922	Zoldak, Sam.....	1951-52
Wright, Ed.....	1952			Yount, Eddie.....	1937		

ATHLETICS COACHES

Adair, Jerry.....	1972-74	Fischer, Brad.....	1996-07	Lopat, Eddie.....	1962, 65	Rodriguez, Rick	2011-12
Aldrete, Mike.....	2015-24	FitzGerald, Ed.....	1961	Lumpe, Jerry.....	1971	Romanick, Ron	2008-11
Alejo, Bob.....	1996-97	Fitzsimmons, Freddie.....	1960	Luzinski, Greg.....	1993	Rommel, Eddie.....	1933-34
Alston, Garvin.....	2017	Fowler, Art.....	1980-82	Macha, Ken.....	1999-02	Rudi, Joe.....	1986-87
Appling, Luke.....	1964-66	Francona, Terry.....	2003	Mack, Earle.....	1924-41, 43-50	Sain, Johnny.....	1959
Ausmus, Brad.....	2022	Galan, Augie.....	1954	Martins, Eric.....	2020-24	Saul, Jim.....	1979
Bender, Chief.....	1944, 51-54	Gallego, Mike.....	2009-15	Maxvill, Dal.....	1975	Scarson, Steve.....	2017
Berry, Charlie.....	1936-40	Geren, Bob.....	2003-06	McCarthy, Mike.....	2023	Schaefer, Bob.....	2007
Blackburne, Lena.....	1933-43	Gleason, Kid.....	1926-31	McGaha, Mel.....	1963-64	Schoendienst, Red.....	1977-78
Bosley, Thad.....	1999-03	Gleeson, Jim.....	1957	McKay, Dave.....	1984-95	Schueler, Ron.....	1983-84
Boyer, Clete.....	1980-85	Grimes, Burleigh.....	1955	McKeon, Jack.....	1978	Simmons, Al.....	1942, 44-49
Brucker, Earle.....	1942-49	Hale, Chip.....	2012-14, 17	McNamara, John.....	1968-69	Skaalen, Jim.....	2009-10
Burleson, Rick.....	1991	Hartnett, Gabby.....	1965-66	Melillo, Ski.....	1955-56	Skinner, Joel.....	2011
Bush, Darren.....	2013-24	Heffner, Don.....	1958-60	Metro, Charlie.....	1982	Speier, Chris.....	2004
Chandler, Spud.....	1957-58	Hemslry, Rollie.....	1954	Miller, Bing.....	1950-53	Stange, Lee.....	1977-79
Christenson, Ryan.....	2018-21	Hernandez, Ramon.....	2024	Mitterwald, George.....	1979-82	Steverson, Todd.....	2009-10
Cluck, Bob.....	1996-97	Herzog, Whitey.....	1965	Mize, Johnny.....	1961	Stock, Wes.....	1967, 73-76, 84-86
Cochrane, Mickey.....	1950	Hofman, Bob.....	1966-67, 69-70, 74-75, 78	Monchak, Al.....	1976	Susce, George.....	1955-56
Collins, Eddie.....	1929-32	Hoscheit, Vern.....	1969-74	Moore, Jackie.....	1981-84	Swift, Bob.....	1957-59
Cooper, Walker.....	1960	Hubbs, Dan.....	2024	Moses, Wally.....	1952-54	Thomas, Ira.....	1914-17, 25-26
Craft, Harry.....	1955-57	Hudgens, Dave.....	1999, 03-05	Murphy, Danny.....	1913, 20-24	Van Burkleo, Ty.....	2007-08
Cron, Chris.....	2022-24	Jackson, Reggie.....	1991	Newman, Jeff.....	1986	Vincent, Al.....	1966-67
Crosby, Bobby.....	2024	Jensen, Marcus.....	2015-24	Niarhos, Gus.....	1962-64	Wakamatsu, Don.....	2008
Dahlgren, Babe.....	1964	Jones, Gary.....	1998	Noren, Irv.....	1971-74	Waller, Tye.....	2007-15
Davis, Chili.....	2012-14	Keefe, Dave.....	1941, 43-50	Nottle, Ed.....	1983	Walling, Denny.....	1996-98
Davis, Harry.....	1914-17, 19	Kotsay, Mark.....	2016-21	Oliver, Tom.....	1951-53	Walls, Lee.....	1979-82
Deal, Cot.....	1966-67	Kusnyer, Art.....	1989-95	Paul, Mike.....	1987-88	Washington, Ron.....	1996-06; 15-16
DeFrancisco, Tony.....	2008	Lachemann, Rene.....	1987-92, 05-07	Pedrique, Al.....	2018-20	Watson, Bob.....	1986-88
Didier, Bob.....	1984-86	Lansford, Carney.....	1994-95	Perry, Gerald.....	2006, 11	White, Jo-Jo.....	1961-62
DiMaggio, Joe.....	1968-69	Lau, Charlie.....	1970	Peterson, Rick.....	1998-03	Wilks, Ted.....	1961
Duncan, Dave.....	1986-95	Lefebvre, Jim.....	1987-88, 94-95	Plaza, Ron.....	1986	Williams, Billy.....	1983-85
Dyer, Duffy.....	1996-98	Lefebvre, Jim.....	1987-88, 94-95	Posedel, Bill.....	1968-72	Williams, Matt.....	2018-19
Dykes, Jimmy.....	1949-50, 63-64	Livingston, Paddy.....	1919	Prieto, Ariel.....	2012-14	Winkles, Bobby.....	1974-75
Emerson, Scott.....	2015-24	Lodigiani, Dario.....	1961-62	Quade, Mike.....	2000-02	Young, Curt.....	2004-10; 12-17
Ermer, Cal.....	1977	Lollar, Sherm.....	1968	Rader, Doug.....	1992		
Everidge, Tommy.....	2022-23	Lonnert, Joe.....	1976	Rettenmund, Merv.....	1989-90		
Ferrick, Tom.....	1964-65			Reynolds, Tommie.....	1989-95		

ATHLETICS YOUNGEST AND OLDEST ALL-STARS

YOUNGEST

20 years, 95 days	Jim Hunter, 1966
20 years, 318 days	Claudell Washington, 1975
21 years, 94 days	Jim Hunter, 1967
21 years, 196 days	Rickey Henderson, 1980
21 years, 350 days	Vida Blue, 1971
22 years, 13 days	Jose Canseco, 1986
22 years, 64 days	Ben Grieve, 1998
22 years, 134 days	Trevor Cahill, 2010
22 years, 232 days	Rick Monday, 1968
23 years, 8 days	Matt Keough, 1978

OLDEST

40 years, 53 days	Bartolo Colón, 2013
37 years, 285 days	Dennis Eckersley, 1992
36 years, 335 days	Bobo Newsom, 1944
36 years, 279 days	Dennis Eckersley, 1991
36 years, 222 days	Bob Johnson, 1942
36 years, 33 days	Eddie Joost, 1952
35 years, 280 days	Dennis Eckersley, 1990
35 years, 198 days	Grant Balfour, 2013
34 years, 226 days	Bob Johnson, 1940
34 years, 128 days	Steve Ontiveros, 1995

MOST RECENT TRADES WITH EACH TEAM

Arizona	July 31, 2023	Acquired minor league P Chad Patrick for INF Jace Peterson
Atlanta	Nov. 11, 2024	Acquired minor league P Jared Johnson for INF Nick Allen
Baltimore	Oct. 31, 2024	Acquired cash considerations for OF Daz Cameron (the last player-for-player trade was on July 19, 2023 when the A's acquired minor league P Easton Lucas for P Shintaro Fujinami)
Boston	Aug. 23, 2017	Acquired minor league OF Rafael Rincones for OF Rajai Davis
Chicago-AL	April 6, 2024	Acquired P Alex Speas for cash considerations (the last player-for-player trade was on Dec. 9, 2015 when the A's acquired P J.B. Wendelken and minor league P Zack Erwin for INF Brett Lawrie)
Chicago-NL	July 26, 2021	Acquired P Andrew Chafin and cash for minor league OF Greg Deichmann and minor league P Daniel Palencia
Cincinnati	July 31, 2023	Acquired minor league P Joe Boyle for P Sam Moll
Cleveland	Aug. 31, 2016	Acquired minor league P Colt Hynes for OF Coco Crisp and cash
Colorado	Dec. 6, 2022	Acquired P Chad Smith for minor league P Jeff Criswell
Detroit	Aug. 6, 2018	Acquired P Mike Fiers for two PTBNL (minor league P Nolan Blackwood on Aug. 18 and minor league P Logan Shore on Sept. 19)
Houston	May 16, 2024	Acquired P Brandon Bielak for cash considerations (the last player-for-player trade was on Nov. 25, 2015 when the A's acquired INF Jed Lowrie for minor league P Brendan McCurry)
Kansas City	July 30, 2024	Acquired P Will Klein, minor league P Mason Barnett and minor league OF Jared Dickey for P Lucas Erceg
Los Angeles-AL	Aug. 28, 2020	Acquired INF Tommy La Stella for INF Franklin Barreto
Los Angeles-NL	Feb. 12, 2021	Acquired P Adam Kolarek and minor league OF Cody Thomas for INF Sheldon Neuse and minor league P Gus Varland
Miami	Jan. 30, 2025	Acquired C Jhonny Pereda for cash considerations (the last player-for-player trade was on Feb. 11, 2023 when the A's acquired OF JJ Bleday for P A.J. Puk)
Milwaukee	Nov. 15, 2023	Acquired INF Abraham Toro for minor league P Chad Patrick
Minnesota	Aug. 9, 2018	Acquired P Fernando Rodney for minor league P Dakota Chalmers
New York-AL	June 23, 2024	Acquired minor league INF Jordan Groshans for J.D. Davis and cash considerations
New York-NL	July 30, 2024	Acquired minor league P Cade Morris for P Paul Blackburn
Philadelphia	March 29, 2023	Acquired minor league P Billy Sullivan for OF Cristian Pacheco
Pittsburgh	Feb. 24, 2021	Acquired cash for OF Dustin Fowler (the last player-for-player trade was on Nov. 20, 2018 when the A's acquired P Tanner Anderson for a player to be named later – minor leaguer P Wilkin Ramos on Dec. 1).
St. Louis	March 31, 2017	Acquired P Josh Lucas for minor league P Casey Meisner
San Diego	April 3, 2022	Acquired P Adrian Martínez and minor league INF Euriel Angeles for P Sean Manaea and minor league P Aaron Holiday
San Francisco	Feb. 2, 2024	Acquired P Ross Stripling and cash for minor league OF Jonah Cox
Seattle	Jan. 21, 2025	Acquired international slot money for pitcher Will Klein (the last player-for-play trade was on Nov. 15, 2017 when the A's acquired P Emilio Pagan and minor league INF Alexander Campos for INF/DH Ryon Healy)
Tampa Bay	Dec. 14, 2024	Acquired P Jeffrey Springs and P Jacob Lopez for P Joey Boyle, minor league P Jacob Watters, minor league INF Will Simpson and the A's 2025 competitive balance round A pick
Texas	Feb. 6, 2021	Acquired SS Elvis Andrus, C Aramis Garcia and cash for DH Khris Davis, C Jonah Heim and minor league P Dane Acker
Toronto	March 16, 2022	Acquired Ps Zach Logue and Kirby Sneed, INF Kevin Smith and minor league P Gunnar Hoglund for INF Matt Chapman
Washington	July 30, 2021	Acquired C Yan Gomes and INF Josh Harrison with cash for minor league Ps Richard Guasch and Seth Shuman and minor league C Drew Millas

ATHLETICS MONTHLY BESTS

<u>Wins</u>	<u>Losses</u>	<u>Highest Winning Pct.</u>	<u>Lowest Winning Pct.</u>
26 July, 1931	28 July, 1916	.857 (24-4) August, 2002	.067 (2-28) July, 1916
25 July, 1928	27 September, 1940	.857 (18-3) April, 1981	.077 (1-12) April, 1951
24 August, 2002	27 September, 1915	.852 (23-4) May, 1931	.103 (3-26) August, 1943
24 July, 1929	26 August, 1960	.821 (23-5) August, 1914	.130 (3-20) July, 1938
23 August, 1971	26 August, 1945	.815 (22-5) May, 1929	.136 (3-19) June, 1916
23 May, 1931	26 August, 1943	.810 (17-4) Sept., 2001	.143 (4-24) June, 1920
23 July, 1930	25 July, 1936	.800 (20-5) May, 1910	.156 (5-27) Sept., 1915
23 August, 1914	25 August, 1938	.792 (19-5) July, 2012	.167 (4-20) August, 1915
22 five times	24 June, 1979	.788 (26-7) July, 1931	.167 (2-10) April, 1966
	24 June, 1920	.778 (21-6) Sept., 1911	.167 (2-10) April, 1935
		.778 (21-6) August, 2006	



2024 American League Most Valuable Player
Aaron Judge

OPPONENTS



BALTIMORE ORIOLES



American League East

Oriole Park at Camden Yards

333 W. Camden Street

Baltimore, MD 21201

Phone: (410) 547-6100

Media Relations: (410) 547-6150

Control Owner.....David Rubenstein

Executive Vice President and General Manager.....Mike Elias

Manager.....Brandon Hyde

406-465 (6 seasons)

Director, Public Relations.....Jackie Harig (410) 547-3466

Manager, Baseball Communications.....Nate Rowan (410) 547-6020

Stadium.....Oriole Park at Camden Yards

Capacity / Opened.....44,487 / 1992

SERIES FACTS

Longest A's Winning Streak: 14, May 10 to Aug. 4, 1911

Longest Orioles Winning Streak: 13, August 14, 1977-April 27, 1979

Last A's Series Sweep at home (3 games): June 17-19, 2019

Last A's Series Sweep at home (4 games): August 23-26, 2004

Last A's Series Sweep at Baltimore (3 games): August 16-18, 2004

Last A's Series Sweep at Baltimore (4 games): August 26-29, 2005

Last Orioles Series Sweep on road (3 games): August 18-20, 2023

Last Orioles Series Sweep on road (4 games): May 22-25, 1987

Last Orioles Series Sweep at Baltimore (3 games): June 6-8, 2011

Last Orioles Series Sweep at Baltimore (4 games): August 14-17, 2015

Most Runs in a Game by A's: 20, May 21, 1925 (20-4)

Most Runs in a Game by Orioles: 18 (three times), last: August 16, 2015 (18-2)

Widest Margin of Victory by A's: 16, May 21, 1925 (20-4)

Widest Margin of Victory by Orioles: 16, August 16, 2015 (18-2)

SERIES BREAKDOWN

	W	L	PCT.
PHI vs. Brewers (1901)	14	6	.700
PHI vs. Browns (1902-53)	606	513	.542
PHI vs. Orioles (1954)	12	10	.545
KC vs. Orioles (1955-67)	104	151	.408
OAK vs. Orioles (1968-2024)	285	282	.503
Totals (1901-)	1021	962	.515
A's vs. Orioles (1954-)	401	443	.476
at the Coliseum (1968-2024)	145	142	.505
at Camden Yards (1992-)	73	66	.525

2025 SCHEDULE

Dates	Site	Times
June 6-8	ATH	7:05, 7:05, 1:05
August 8-10	BAL	4:05, 4:05, 10:35

2024 RECAP

Date	H-A	W-L	Score	Winner	Loser
4/26	A	W	3-2	Spence	Webb
4/27	A	L	0-7	Irvin	Sears
4/28	A	W	7-6	McFarland	Kimbrel
7/5	H	L	2-3	Suárez	Harris
7/6	H	W	19-8	Medina	Povich
7/7	H	L	3-6	Rodríguez	Spence
Totals	3-3	34-32			

YEAR-BY-YEAR SERIES RESULTS

Year	Home	Road	Totals	Year	Home	Road	Totals	Year	Home	Road	Totals
1901-09	63-27	42-52	105-79	1984	2-4	4-2	6-6	2005	0-3	6-1	6-4
1910-19	65-43	55-50	120-93	1985	3-3	2-4	5-7	2006	2-1	2-1	4-2
1920-29	67-42	47-63	114-105	1986	5-3	2-2	7-5	2007	1-2	3-2	4-4
1930-39	65-43	62-45	127-88	1987	2-4	3-3	5-7	2008	3-0	2-0	5-0
1940-49	58-51	47-64	105-115	1988	4-2	4-2	8-4	2009	3-0	2-1	5-1
1950-59	60-50	49-60	109-110	1989	5-1	2-4	7-5	2010	3-1	4-2	7-3
1960-69	38-52	31-55	69-107	1990	3-3	5-1	8-4	2011	5-1	0-3	5-4
1970	3-3	2-4	5-7	1991	4-2	5-1	9-3	2012	2-1	3-3	5-4
1971	2-4	2-3	4-7	1992	1-5	5-1	6-6	2013	1-3	1-2	2-5
1972	1-5	5-1	6-6	1993	1-5	1-5	2-10	2014	2-1	2-1	4-2
1973	3-3	4-2	7-5	1994	3-3	2-4	5-7	2015	1-2	0-4	1-6
1974	2-4	4-2	6-6	1995	3-3	4-2	7-5	2016	3-1	1-2	4-3
1975	5-1	3-3	8-4	1996	2-5	2-4	4-9	2017	2-2	1-2	3-4
1976	4-2	4-2	8-4	1997	1-5	2-3	3-8	2018	3-0	2-1	5-1
1977	0-5	2-3	2-8	1998	1-4	2-4	3-8	2019	3-0	3-1	6-1
1978	0-6	0-5	0-11	1999	4-2	3-3	7-5	2021	1-2	2-1	3-3
1979	2-4	2-4	4-8	2000	4-2	4-2	8-4	2022	3-1	1-2	4-3
1980	2-4	3-3	5-7	2001	4-2	3-0	7-2	2023	0-3	1-3	1-6
1981	3-3	2-4	5-7	2002	1-2	4-2	5-4	2024	2-1	1-2	3-3
1982	3-3	2-4	5-7	2003	6-0	1-2	7-2	Totals	552-443	469-519	1021-962
1983	3-3	1-5	4-8	2004	4-0	3-0	7-0				

BOSTON RED SOX



American League East

Fenway Park

4 Jersey Street

Boston, MA 02215-3496

Phone: (617) 226-6000

Media Relations: (617) 226-6613

Principal Owner John Henry
 Chairman Tom Werner
 President/CEO Sam Kennedy
 Chief Baseball Officer Craig Breslow
 Manager Alex Cora
 521-451 (6 seasons)
 Dir., Baseball Comm. & Media Relations Abby Murphy (617) 939-6896
 Manager, Baseball Communications & Media Relations Daveson Pérez
 Stadium Fenway Park
 Capacity / Opened 37,755 (night); 37,305 (day) / 1912

SERIES FACTS

Longest A's Winning Streak: 10 (twice), last: May 29 to Aug. 29, 1929
 Longest Red Sox Winning Streak: 18, July 2, 1940 to May 27, 1941
 Last A's Series Sweep at home (3 games): August 31-Sept. 2, 2012
 Last A's Series Sweep at home (4 games): May 19-21, 1932
 Last A's Series Sweep at Boston (3 games): September 3-5, 1990
 Last A's Series Sweep at Boston (4 games): August 10-12, 1971
 Last Red Sox Series Sweep on road (3 games): April 1-3, 2024
 Last Red Sox Series Sweep on road (4 games): August 4-7, 1977
 Last Red Sox Series Sweep at Boston (3 games): July 7-9, 2023
 Last Red Sox Series Sweep at Boston (4 games): July 22-25, 1993
 Most Runs in a Game by A's: 24, May 1, 1929 (24-6)
 Most Runs in a Game by Red Sox: 23, May 2, 1901 (23-12)
 Widest Margin of Victory by A's: 18 (twice), last: August 31, 2012 (20-2)
 Widest Margin of Victory by Red Sox: 19, April 30, 1950 (19-0)

SERIES BREAKDOWN

	W	L	PCT.
PHI vs. Red Sox (1901-54)	533	632	.458
KC vs. Red Sox (1955-67)	109	149	.422
OAK vs. Red Sox (1968-2024)	254	317	.445
Totals (1901-)	896	1098	.449
at the Coliseum (1968-2024)	153	132	.537
at Fenway Park (1912-)	322	545	.371

2025 SCHEDULE

Dates	Site	Times
September 8-10	ATH	7:05, 7:05, 12:35
September 16-18	BOS	3:45, 3:45, 10:35

2024 RECAP

Date	H-A	W-L	Score	Winner	Loser
4/1	H	L	0-9	Houck	Boyle
4/2	H	L	4-5	Winckowski	Spence
4/3	H	L	0-1	Pivetta	Stripling
7/9	A	L	9-12	Bello	Estes
7/10	A	W	5-2	Sears	Pivetta
7/11	A	L	0-7	Houck	Medina
Totals	1-5	18-36			

YEAR-BY-YEAR SERIES RESULTS

Year	Home	Road	Totals	Year	Home	Road	Totals	Year	Home	Road	Totals
1901-09	59-35	43-53	102-88	1985	2-4	2-4	4-8	2007	3-1	1-3	4-4
1910-19	41-63	43-66	84-129	1986	3-3	2-4	5-7	2008	4-3*	0-3	4-6
1920-29	67-41	64-45	131-86	1987	5-1	3-3	8-4	2009	2-1	3-4	5-5
1930-39	54-53	45-63	99-116	1988	6-0	3-3	9-3	2010	4-2	1-2	5-4
1940-49	47-61	36-76	83-137	1989	4-2	1-5	5-7	2011	1-1	1-5	2-6
1950-59	50-61	29-80	79-141	1990	4-2	4-2	8-4	2012	6-0	2-1	8-1
1960-69	42-47	40-49	82-96	1991	2-4	2-4	4-8	2013	2-1	1-2	3-3
1970	4-2	1-5	5-7	1992	4-2	3-3	7-5	2014	3-1	1-2	4-3
1971	4-2	5-1	9-3	1993	2-4	1-5	3-9	2015	1-2	0-3	1-5
1972	1-5	2-4	3-9	1994	1-5	2-4	3-9	2016	1-2	0-3	1-5
1973	3-3	5-1	8-4	1995	2-5	2-3	4-8	2017	3-1	1-2	4-3
1974	2-4	2-4	4-8	1996	4-2	1-6	5-8	2018	2-1	2-1	4-2
1975	4-2	2-4	6-6	1997	3-3	1-4	4-7	2019	3-1	0-3	3-4
1976	5-1	3-3	8-4	1998	1-4	1-5	2-9	2021	1-2	2-1	3-3
1977	2-4	1-4	3-8	1999	4-2	2-2	6-4	2022	0-3	1-2	1-5
1978	3-2	2-3	5-5	2000	2-2	3-3	5-5	2023	2-1	0-3	2-4
1979	2-4	1-5	3-9	2001	4-2	1-2	5-4	2024	0-3	1-2	1-5
1980	2-4	1-5	3-9	2002	0-3	3-3	3-6	Totals	504-489*	392-609	896-1098
1981	4-2	1-5	5-7	2003	2-2	2-1	4-3				
1982	4-2	0-6	4-8	2004	0-3	1-5	1-8				
1983	2-4	2-4	4-8	2005	2-1	2-5	4-6				
1984	3-3	2-4	5-7	2006	4-2	3-1	7-3				

*includes 1-1 in Tokyo, Japan

OPPONENTS

CHICAGO WHITE SOX



American League Central

Guaranteed Rate Field

333 West 35th Street

Chicago, IL 60616

Phone: (312) 674-1000

Media Relations: (312) 674-5300

ChairmanJerry Reinsdorf
 Senior Vice President/General Manager..... Chris Getz
 Manager.....Will Venable
 O-0 (1st season)
 Senior Vice President, Communications..... Scott Reiffert (312) 674-5302
 Senior Director, Media Relations.....Bob Beghtol (312) 674-5303
 Senior Coordinator of Media Relations..... Joe Roti (312) 674-5319
 Stadium.....Guaranteed Rate Field
 Capacity / Opened.....40,615 / 1991

SERIES FACTS

Longest A's Winning Streak: 11, June 20-September 7, 1970
 Longest White Sox Winning Streak: 15, July 17, 1964-May 18, 1965
 Last A's Series Sweep at home (3 games): July 12-14, 2019
 Last A's Series Sweep at home (4 games): August 5-8, 1999
 Last A's Series Sweep at Chicago (3 games): June 23-25, 2017
 Last A's Series Sweep at Chicago (4 games): May 22-24, 1970
 Last White Sox Series Sweep on road (3 games): May 15-17, 2015
 Last White Sox Series Sweep on road (4 games): September 24-27, 1987
 Last White Sox Series Sweep at Chicago (3 games): May 22-24, 2006
 Last White Sox Series Sweep at Chicago (4 games): May 8-11, 1997
 Most Runs in a Game by A's: 21, August 9, 1923 (21-5)
 Most Runs in a Game by White Sox: 29, April 23, 1955 (29-6)
 Widest Margin of Victory by A's: 16 (four times), last: May 23, 1959 (16-0)
 Widest Margin of Victory by White Sox: 24, April 23, 1955 (29-6)

SERIES BREAKDOWN

	W	L	PCT.
PHI vs. White Sox (1901-54)	585	589	.498
KC vs. White Sox (1955-67)	92	166	.357
OAK vs. White Sox (1968-2024)	329	306	.518
Totals (1901-)	1006	1060	.487
at the Coliseum (1968-2024)	174	144	.547
at Guaranteed Rate Field (1991-)	73	73	.500

2025 SCHEDULE

Dates	Site	Times
April 15-17	CWS	4:40, 4:40, 11:10
April 25-27	ATH	7:05, 1:05, 1:05

2024 RECAP

Date	H-A	W-L	Score	Winner	Loser
8/5	H	W	5-1	Sears	Bush
8/6	H	L	1-5	Cannon	Stripling
8/7	H	W	3-2	McFarland	Toussaint
9/13	A	W	2-0	Basso	Crochet
9/14	A	L	6-7	Varland	Harris
9/15	A	L	3-4	Burke	Sears
Totals	3-3	20-19			

YEAR-BY-YEAR SERIES RESULTS

Year	Home	Road	Totals	Year	Home	Road	Totals	Year	Home	Road	Totals
1901-09	62-33	36-59	98-92	1985	3-4	2-4	5-8	2006	3-0	0-3	3-3
1910-19	49-59	41-66	90-125	1986	4-2	2-5	6-7	2007	4-2	1-2	5-4
1920-29	65-44	54-56	119-100	1987	3-4	1-5	4-9	2008	1-2	3-3	4-5
1930-39	64-45	54-57	118-102	1988	3-3	5-2	8-5	2009	1-2	4-2	5-4
1940-49	58-54	50-58	108-112	1989	4-3	4-2	8-5	2010	4-2	1-2	5-4
1950-59	49-61	47-63	96-124	1990	1-5	4-3	5-8	2011	1-2	3-4	4-6
1970	7-2	9-0	16-2	1991	4-3	2-4	6-7	2012	2-1	1-2	3-3
1971	1-8	6-3	7-11	1992	4-2	4-3	8-5	2013	3-0	2-2	5-2
1972	6-3	2-4	8-7	1993	3-4	3-3	6-7	2014	2-1	1-3	3-4
1973	6-3	6-3	12-6	1994	1-5	2-1	3-6	2015	0-3	2-2	2-5
1974	7-2	4-5	11-7	1995	3-3	2-4	5-7	2016	1-3	1-2	2-5
1975	6-3	3-6	9-9	1996	2-4	5-1	7-5	2017	2-1	3-0	5-1
1976	6-3	3-5	9-8	1997	1-4	2-4	3-8	2018	3-0	2-2	5-2
1977	3-5	2-5	5-10	1998	3-2	4-2	7-4	2019	3-0	2-1	5-1
1978	3-4	5-3	8-7	1999	4-0	3-3	7-3	2021	2-1	1-3	3-4
1979	3-4	1-5	4-9	2000	2-4	1-2	3-6	2022	1-3	1-2	2-5
1980	3-3	4-3	7-6	2001	3-0	5-1	8-1	2023	2-1	2-2	4-3
1981	2-5	4-2	6-7	2002	6-0	1-2	7-2	2024	2-1	1-2	3-3
1982	1-5	3-4	4-9	2003	2-1	3-3	5-4	Totals	549-486	457-574	1006-1060
1983	4-3	1-5	5-8	2004	5-1	2-1	7-2				
1984	4-2	3-4	7-6	2005	4-2	3-0	7-2				

CLEVELAND GUARDIANS



American League Central

Progressive Field

2401 Ontario Street

Cleveland, OH 44115

Phone: (216) 420-4200

Media Relations: (216) 420-4380

Chairman & Chief Executive Officer Paul J. Dolan
 President, Baseball Operations Chris Antonetti
 General Manager Mike Chernoff
 Manager Stephen Vogt
 92-69 (1 season)
 Director, Baseball Information & Player Relations Bart Swain (216) 420-4386
 Director, Communications & Player Relations. Court Berry-Tripp (216) 420-4391
 Stadium Progressive Field
 Capacity / Opened 34,830 / 1994

SERIES FACTS

Longest A's Winning Streak: 15, June 12 to September 20, 1914
Longest Guardians Winning Streak: 15, July 6, 1943 to May 21, 1944
Last A's Series Sweep at home (3 games): July 14-16, 2017
Last A's Series Sweep at home (4 games): September 17-20, 2009
Last A's Series Sweep at Cleveland (3 games): August 10-12, 2021
Last A's Series Sweep at Cleveland (4 games): August 27-30, 2012
Last Guardians Series Sweep on the road (3 games): April 29-May 1, 2022
Last Guardians Series Sweep on the road (4 games): April 26-29, 1999
Last Guardians Series Sweep at Cleveland (3 games): April 19-21, 2024
Last Guardians Series Sweep at Cleveland (4 games): May 6-9, 2013
Most Runs in a Game by A's: 21, July 25, 1929 (21-3)
Most Runs in a Game by Guardians: 25, May 11, 1930 (21-9)
Widest Margin of Victory by A's: 18, July 25, 1929 (21-3)
Widest Margin of Victory by Guardians: 19, June 18, 1050 (21-2)

SERIES BREAKDOWN

	W	L	PCT.
PHI vs. Indians (1901-54)	529	642	.452
KC vs. Indians (1955-67)	106	151	.412
OAK vs. Guardians (1968-2024)	290	261	.526
Totals (1901- at the Coliseum (1968-2024) at Progressive Field (1994-)	925 1054	.467	153 116 .569
	52	76	.406

2025 SCHEDULE

Dates	Site	Times
June 20-22	ATH	7:05, 7:05, 7:05
July 18-20	CLE	4:10, 4:10, 10:40

2024 RECAP

Date	H-A	W-L	Score	Winner	Losers
3/28	H	L	0-8	Bieber	Wood
3/29	H	L	4-6	Allen	Stripling
3/30	H	L	3-12	Sandlin	Sears
3/31	H	W	4-3	Jiménez	Barlow
4/19	A	L	2-10	McKenzie	Boyle
4/20	A	L	3-6	Allen	Wood
4/21	A	L	2-6	Bibee	Stripling
Totals	1-6	18-51			

YEAR-BY-YEAR SERIES RESULTS

Year	Home	Road	Totals	Year	Home	Road	Totals	Year	Home	Road	Totals
1901-09	56-40	49-46	105-86	1984	2-4	3-3	5-7	2005	2-1	1-5	3-6
1910-19	61-48	44-62	105-110	1985	5-1	4-2	9-3	2006	4-2	2-1	6-3
1920-29	54-53	52-60	106-113	1986	2-4	0-6	2-10	2007	2-1	2-5	4-6
1930-39	60-50	46-64	106-114	1987	4-2	4-2	8-4	2008	2-1	2-4	4-5
1940-49	47-57	33-79	80-136	1988	5-1	3-3	8-4	2009	4-0	1-2	5-2
1950-59	32-78	35-75	67-153	1989	4-2	6-0	10-2	2010	2-1	4-2	6-3
1960-69	45-43	40-49	85-92	1990	5-1	3-3	8-4	2011	1-2	1-3	2-5
1970	3-3	2-4	5-7	1991	3-3	4-2	7-5	2012	4-2	4-0	8-2
1971	4-2	4-2	8-4	1992	3-3	3-3	6-6	2013	2-1	0-4	2-5
1972	6-0	4-2	10-2	1993	2-4	2-4	4-8	2014	1-2	3-0	4-2
1973	5-1	4-2	9-3	1994	0-3	0-3	0-6	2015	2-2	2-1	4-3
1974	4-2	3-3	7-5	1995	0-3	0-4	0-7	2016	2-1	0-3	2-4
1975	5-1	5-1	10-2	1996	4-2	2-4	6-6	2017	3-0	1-3	4-3
1976	4-2	4-2	8-4	1997	2-3	2-4	4-7	2018	2-1	2-1	4-2
1977	1-4	2-3	3-7	1998	4-1	4-2	8-3	2019	2-1	3-0	5-1
1978	3-2	3-3	6-4	1999	1-5	1-5	2-10	2020	1-2	3-0	4-2
1979	3-3	1-5	4-8	2000	3-3	3-3	6-6	2021	0-3	1-3	1-6
1980	4-2	2-4	6-6	2001	1-3	2-1	3-4	2022	1-2	0-3	1-5
1981	1-1	1-2	2-3	2002	1-2	4-0	5-2	2023	1-3	0-3	1-6
1982	3-3	5-1	8-4	2003	5-1	1-2	6-3	Totals	498-480	427-574	925-1054
1983	1-5	4-2	5-7	2004	2-1	1-5	3-6				

OPPONENTS

DETROIT TIGERS



American League Central

Comerica Park

2100 Woodward Avenue

Detroit, MI 48201

Phone: (313) 471-2000

Media Relations: (313) 471-2000

President and CEO, Ilitch Holdings, Inc.....Christopher Ilitch

President, Baseball Operations.....Scott Harris

Manager.....AJ Hinch

877-793 (11 seasons)

307-341 (4 seasons with Detroit)

Senior Vice President, Communications.....Ron Colangelo (313) 471-2092

Director, Communications & Broadcasting.....Ben Fidelman (313) 471-2227

Stadium.....Comerica Park

Capacity / Opened.....41,083 / 2000

SERIES FACTS

Longest A's Winning Streak: 16, May 6, 2017 to May 19, 2019

Longest Tigers Winning Streak: 10 (four times), last: May 5 to July 20, 1946

Last A's Series Sweep at home (3 games): August 3-5, 2018

Last A's Series Sweep at home (4 games): April 15-18, 2021

Last A's Series Sweep at Detroit (3 games): September 18-20, 2017

Last A's Series Sweep at Detroit (4 games): May 16-19, 2019

Last Tigers Series Sweep on the road (3 games): August 28-30, 1959

Last Tigers Series Sweep on the road (4 games): September 6-9, 1956

Last Tigers Series Sweep at Detroit (3 games): June 30-July 2, 2014

Last Tigers Series Sweep at Detroit (4 games): August 10-12, 1965

Most Runs in a Game by A's: 24, May 18, 1912 (24-2)

Most Runs in a Game by Tigers: 21, July 17, 1908 (21-2)

Widest Margin of Victory by A's: 22, May 18, 1912 (24-2)

Widest Margin of Victory by Tigers: 19, July 17, 1908 (21-2)

SERIES BREAKDOWN

	W	L	PCT.
PHI vs. Tigers (1901-54)	562	601	.483
KC vs. Tigers (1955-67)	106	152	.411
OAK vs. Tigers (1968-2024)	288	257	.528
Totals (1901-)	956	1010	.486
at the Coliseum (1968-2024)	155	117	.570
at Comerica Park (2000-)	55	32	.632

2025 SCHEDULE

Dates	Site	Times
June 24-26	DET	3:40, 3:40, 10:10
August 25-27	OAK	7:05, 7:05, 7:05

2024 RECAP

Date	H-A	W-L	Score	Winner	Loser
4/5	A	L	4-5	Foley	Erceg
4/6	A	W	4-0	Blackburn	Maeda
4/7	A	W	7-1	Boyle	Flaherty
9/6	H	W	7-6	Holman	Brieske
9/7	H	L	1-2	Hurter	McFarland
9/8	H	L	1-9	Madden	Ginn
Totals	3-3	24-23			

YEAR-BY-YEAR SERIES RESULTS

Year	Home	Road	Totals	Year	Home	Road	Totals	Year	Home	Road	Totals
1901-09	60-29	42-51	102-80	1985	2-4	2-4	4-8	2007	4-2	2-2	6-4
1910-19	59-49	40-67	99-116	1986	4-2	2-4	6-6	2008	3-0	3-3	6-3
1920-29	58-50	56-55	114-105	1987	4-2	3-3	7-5	2009	4-2	0-3	4-5
1930-39	53-52	53-59	106-111	1988	4-2	4-2	8-4	2010	0-2	3-1	3-3
1940-49	53-55	37-75	90-130	1989	4-2	4-2	8-4	2011	4-4	1-1	5-5
1950-59	56-54	42-68	98-122	1990	4-2	2-4	6-6	2012	2-2	1-2	3-4
1960-69	41-48	28-61	69-109	1991	4-2	4-2	8-4	2013	1-2	3-1	4-3
1970	3-3	3-3	6-6	1992	4-2	2-4	6-6	2014	2-2	0-3	2-5
1971	4-2	4-2	8-4	1993	3-3	1-5	4-8	2015	1-2	3-0	4-2
1972	4-2	4-2	8-4	1994	3-0	1-5	4-5	2016	2-1	1-3	3-4
1973	4-2	1-5	5-7	1995	2-0	1-2	3-2	2017	2-1	3-0	5-1
1974	3-3	4-2	7-5	1996	3-3*	5-1	8-4	2018	3-0	4-0	7-0
1975	2-4	4-2	6-6	1997	2-4	2-3	4-7	2019	2-1	4-0	6-1
1976	4-2	2-4	6-6	1998	3-3	1-4	4-7	2021	4-0	2-1	6-1
1977	3-2	2-3	5-5	1999	2-2	4-2	6-4	2022	1-1	4-1	5-2
1978	2-3	2-3	4-6	2000	3-3	1-3	4-6	2023	2-2	2-1	4-3
1979	2-4	3-3	5-7	2001	2-1	4-0	6-1	2024	1-2	2-1	3-3
1980	4-2	2-4	6-6	2002	3-1	3-0	6-1	Totals	531-447	425-563	956-1010
1981	2-1	0-0	2-1	2003	2-1	4-2	6-3				
1982	2-4	1-5	3-9	2004	3-3	2-1	5-4				
1983	4-2	2-4	6-6	2005	3-0	2-1	5-1				
1984	3-3	0-6	3-9	2006	3-3	1-2	4-5				

*includes 2-2 in Las Vegas



American League West

Daikin Park
501 Crawford St.
Houston, TX 77002

Phone: (713) 259-8000

Media Relations: (713) 259-8900

Owner & Chairman Jim Crane
General Manager Dana Brown
Manager Joe Espada
88-73 (1 season)
Vice President, Communications Gene Dias (713) 259-8985
Director, Communications Steve Grande (713) 447-2774
Stadium Daikin Park
Capacity / Opened 41,168 / 2000

SERIES FACTS

Longest A's Winning Streak: 12, June 13, 2007-July 22, 2013
Longest Astros Winning Streak: 10, July 20, 2016 to April 28, 2017
Last A's Series Sweep at home (3 games): July 25-27, 2022
Last A's Series Sweep at home (4 games): September 8-10, 2017
Last A's Series Sweep at Houston (3 games): May 24-26, 2013
Last A's Series Sweep at Houston (4 games): None
Last Astros Series Sweep on the road (3 games): May 26-28, 2023
Last Astros Series Sweep on the road (4 games): April 1-4, 2021
Last Astros Series Sweep at Houston (3 games): May 19-21, 2023
Last Astros Series Sweep at Houston (4 games): May 13-16, 2024
Most Runs in a Game by A's: 21, September 10, 2019 (21-7)
Most Runs in a Game by Astros: 16, May 7, 2018 (16-2)
Widest Margin of Victory by A's: 14, September 10, 2019 (21-7)
Widest Margin of Victory by Astros: 15, September 9, 2019 (15-0)

SERIES BREAKDOWN

	W	L	PCT.
OAK vs. Astros (2002-2024)	98	115	.461
Totals (2002-)	98	115	.461
at the Coliseum (2002-24)	54	55	.495
at Daikin Park (2007-)	44	60	.423

2025 SCHEDULE

Dates	Site	Times
May 27-28	HOU	5:10, 11:10
June 16-19	ATH	7:05, 7:05, 7:05, 7:05
July 24-27	HOU	5:10, 5:10, 4:10, 11:10
Sept. 23-25	ATH	7:05, 7:05, 12:35

2024 RECAP

Date	H-A	W-L	Score	Winner	Losers
5/13	A	L	2-9	Arrighetti	Stripling
5/14	A	L	1-2	Hader	Kelly
5/15	A	L	0-3	Valdez	Brooks
5/16	A	L	1-8	Javier	Estes
5/24	H	L	3-6	Verlander	Stripling
5/25	H	W	3-1	Sears	Arrighetti
5/26	H	L	2-5	Blanco	Brooks
7/22	H	W	4-0	Harris	Arrighetti
7/23	H	W	8-2	Bido	Bloss
7/24	H	L	1-8	Brown	Sears
9/10	A	W	4-3	Harris	Neris
9/11	A	W	5-4	Estes	Brown
9/12	A	L	3-6	Pressly	McFarland
Totals		5-8	37-57		

YEAR-BY-YEAR SERIES RESULTS

Year	Home	Road	Totals	Year	Home	Road	Totals	Year	Home	Road	Totals
2002	3-0	0-0	3-0	2016	4-5	2-8	6-13	2021	4-6	4-5	8-11
2007	0-0	2-1	2-1	2017	4-6	3-6	7-12	2022	4-5	3-7	7-12
2013	7-3	8-1	15-4	2018	2-7	5-5	7-12	2023	1-6	2-4	3-10
2014	6-3	5-5	11-8	2019	4-5	4-6	8-11	2024	3-3	2-5	5-8
2015	5-5	4-5	9-10	2020	7-1	0-2	7-3	Totals	54-55	44-60	98-115

KANSAS CITY ROYALS



American League Central

Kauffman Stadium

1 Royal Way

Kansas City, MO 64129

Phone: (816) 921-8000

Media Relations: (816) 504-4362, 4368, 4369

Chairman and CEOJohn Sherman
 Executive Vice President/General ManagerJ.J. Picollo
 ManagerMatt Quatraro
 142-182 (2 seasons)
 Vice President, Communications..... Sam Mellinger (816) 504-4715
 Director, Media Relations Nick Kappel (816) 504-4362
 Assistant Director, Media RelationsIan Kraft (928) 451-2573
 StadiumKauffman Stadium
 Capacity / Opened37,903 / 1973

SERIES FACTS

Longest A's Winning Streak: 10, May 31, 2003-May 23, 2004
 Longest Royals Winning Streak: 8, September 4, 1978-June 18, 1979
 Last A's Series Sweep at home (3 games): May 17-19, 2013
 Last A's Series Sweep at home (4 games): September 26-28, 1977
 Last A's Series Sweep at Kansas City (3 games): July 16-18, 2010
 Last A's Series Sweep at Kansas City (4 games): September 12-15, 2016
 Last Royals Series Sweep on the road (3 games): June 26-28, 2015
 Last Royals Series Sweep on the road (4 games): None
 Last Royals Series Sweep at Kansas City (3 games): May 17-19, 2024
 Last Royals Series Sweep at Kansas City (4 games): August 1-4, 1994
 Most Runs in a Game by A's: 21, June 18, 2000 (21-3)
 Most Runs in a Game by Royals: 16 (seven times), last: September 14, 1998 (16-6)
 Widest Margin of Victory by A's: 18, June 18, 2000 (21-3)
 Widest Margin of Victory by Royals: 16, June 25, 1984 (16-0)

SERIES BREAKDOWN

	W	L	PCT.
OAK vs. Royals (1969-2024)	341	278	.551
Total (1969-)	341	278	.551
at the Coliseum (1969-2024)	185	124	.599
at Kauffman Stadium (1973-)	136	138	.496

2025 SCHEDULE

Dates	Site	Times
June 13-15	KC	5:10, 1:10, 11:10
Sept 26-28	OAK	7:05, 7:05, 12:05P

2024 RECAP

Date	H-A	W-L	Score	Winner	Loser
5/17	A	L	2-6	Ragans	Spence
5/18	A	L	3-5	Lugo	Stripling
5/19	A	L	4-8	Singer	Sears
6/18	H	W	7-5	Harris	Marsh
6/19	H	W	5-1	Medina	Ragans
6/20	H	L	2-3	McArthur	Nittoli
Totals	2-4	23-28			

YEAR-BY-YEAR SERIES RESULTS

Year	Home	Road	Totals	Year	Home	Road	Totals	Year	Home	Road	Totals
1969	4-5	6-3	10-8	1988	2-4	3-4	5-8	2007	2-5	2-1	4-6
1970	7-2	4-5	11-7	1989	4-3	2-4	6-7	2008	3-3	0-3	3-6
1971	7-2	6-3	13-5	1990	5-1	4-3	9-4	2009	4-1	2-1	6-2
1972	7-2	4-5	11-7	1991	4-3	3-3	7-6	2010	2-1	4-2	6-3
1973	6-3	4-5	10-8	1992	5-1	4-3	9-4	2011	3-3	2-1	5-4
1974	7-2	3-6	10-8	1993	5-2	2-4	7-6	2012	2-1	2-4	4-5
1975	8-1	3-6	11-7	1994	1-2	2-5	3-7	2013	3-0	2-1	5-1
1976	5-4	4-5	9-9	1995	3-4	5-1	8-5	2014	1-2	1-3	2-5
1977	5-3	1-6	6-9	1996	5-1	2-4	7-5	2015	0-3	1-2	1-5
1978	3-4	2-6	5-10	1997	3-2	5-1	8-3	2016	2-1	4-0	6-1
1979	3-4	1-5	4-9	1998	3-3	1-4	4-7	2017	1-2	2-1	3-3
1980	4-2	3-4	7-6	1999	5-1	1-5	6-6	2018	3-1	2-1	5-2
1981	1-2	2-1	3-3	2000	3-3	5-1	8-4	2019	2-1	3-1	5-2
1982	3-3	3-4	6-7	2001	2-1	4-2	6-3	2021	3-1	2-1	5-2
1983	4-3	2-4	6-7	2002	5-1	3-0	8-1	2022	1-2	2-1	3-3
1984	4-2	4-3	8-5	2003	2-1	5-1	7-2	2023	2-1	2-1	4-2
1985	3-4	2-4	5-8	2004	4-2	3-0	7-2	2024	2-1	0-3	2-4
1986	2-4	3-4	5-8	2005	1-2	3-0	4-2	Totals	185-124	156-154	341-278
1987	3-4	5-1	8-5	2006	1-2	4-2	5-4				

LOS ANGELES ANGELS



American League West

Angel Stadium

2000 Gene Autry Way

Anaheim, CA 92806

Phone: (714) 940-2000

Media Relations: (714) 940-2014

Owner Arte and Carole Moreno
 Chairman Dennis Kuhl
 General Manager Perry Minasian
 Manager Ron Washington
 727-710 (9 seasons)
 63-99 (1 season with Los Angeles)
 Senior Director, Communications Adam Chodzko (714) 812-5265
 Senior Manager, Communications Matt Birch (714) 271-6945
 Manager, Communications Grace McNamee (310) 902-6594
 Stadium Angel Stadium
 Capacity / Opened 45,603 / 1966

SERIES FACTS

Longest A's Winning Streak: 10 (twice), last: April 26, 1991-April 20, 1992
Longest Angels Winning Streak: 12, September 18, 1996-September 17, 1997
Last A's Series Sweep at home (3 games): July 2-4, 2024
Last A's Series Sweep at home (4 games): April 18-20, 1980
Last A's Series Sweep at Los Angeles (3 games): September 17-19, 2021
Last A's Series Sweep at Los Angeles (4 games): October 4-7, 2001
Last Angels Series Sweep on the road (3 games): August 8-10, 2022
Last Angels Series Sweep on the road (4 games): July 10-13, 1997
Last Angels Series Sweep at Los Angeles (3 games): June 24-26, 2024
Last Angels Series Sweep at Los Angeles (4 games): August 28-31, 2014
Most Runs in a Game by A's: 21, September 20, 2018 (21-3)
Most Runs in a Game by Angels: 18, July 25, 1964 (18-2)
Widest Margin of Victory by A's: 18, September 20, 2018 (21-3)
Widest Margin of Victory by Angels: 16, July 25, 1964 (18-2)

SERIES BREAKDOWN

	W	L	PCT.
KC vs. Angels (1961-67)	49	77	.389
OAK vs. Angels (1968-2024)	492	414	.543
Totals (1961-)	541	491	.524
at the Coliseum (1968-2024)	260	193	.574
at Angel Stadium (1966-)	235	236	.499

2025 SCHEDULE

Dates	Site	Times
May 19-22	ATH	7:05, 7:05, 7:05, 12:35
June 9-11	LAA	6:38, 6:38, 1:07
August 15-17	ATH	7:05, 7:05, 1:05
September 5-7	LAA	6:38, 6:38, 1:07

2024 RECAP

Date	H-A	W-L	Score	Winner	Loser
6/24	A	L	1-5	Canning	Medina
6/25	A	L	5-7	Anderson	Spence
6/26	A	L	2-5	Moore	Estes
7/2	H	W	7-5	Spence	Soriano
7/3	H	W	5-0	Estes	Daniel
7/4	H	W	5-0	Sears	Contreras
7/19	H	W	13-3	Sears	Canning
7/20	H	W	8-2	Spence	Kochanowicz
7/21	H	L	5-8	García	Ercceg
7/25	A	W	6-5	Stripling	Rosenberg
7/26	A	W	5-4	Blackburn	Crouse
7/27	A	W	3-1	Spence	Anderson
7/28	A	L	6-8	Contreras	Bido
Totals	8-5	71-53			

YEAR-BY-YEAR SERIES RESULTS

Year	Home	Road	Totals	Year	Home	Road	Totals	Year	Home	Road	Totals
1961	6-3	3-6	9-9	1983	4-2	4-3	8-5	2005	5-5	4-5	9-10
1962	3-6	3-6	6-12	1984	2-5	4-2	6-7	2006	3-7	5-4	8-11
1963	5-4	5-4	10-8	1985	4-2	3-4	7-6	2007	5-4	5-5	10-9
1964	2-7	4-5	6-12	1986	2-5	1-5	3-10	2008	4-5	5-5	9-10
1965	2-7	3-6	5-13	1987	2-4	5-2	7-6	2009	1-8	6-4	7-12
1966	6-3	3-6	9-9	1988	6-1	3-3	9-4	2010	6-4	2-7	8-11
1967	4-5	0-9	4-14	1989	4-2	4-3	8-5	2011	6-3	5-5	11-8
1968	7-2	6-3	13-5	1990	4-3	5-1	9-4	2012	3-6	7-3	10-9
1969	7-2	5-4	12-6	1991	6-0	6-1	12-1	2013	6-4	5-4	11-8
1970	5-4	5-4	10-8	1992	5-2	3-3	8-5	2014	6-3	3-7	9-10
1971	4-5	7-2	11-7	1993	4-2	3-4	7-6	2015	4-5	4-6	8-11
1972	5-4	5-4	10-8	1994	3-0	3-3	6-3	2016	3-6	4-6	7-12
1973	5-4	7-2	12-6	1995	5-1	2-5	7-6	2017	5-5	2-7	7-12
1974	7-2	5-4	12-6	1996	3-4	4-2	7-6	2018	5-5	4-5	9-10
1975	6-3	5-4	11-7	1997	0-6	1-5	1-11	2019	7-3	6-3	13-6
1976	6-3	6-3	12-6	1998	4-2	3-3	7-5	2020	5-2	1-2	6-4
1977	6-1	4-4	10-5	1999	3-3	1-5	4-8	2021	7-2	8-2	15-4
1978	3-5	3-4	6-9	2000	5-2	3-3	8-5	2022	4-6	3-6	7-12
1979	1-5	2-5	3-10	2001	7-3	7-3	14-6	2023	4-2	2-5	6-7
1980	6-1	4-2	10-3	2002	7-3	4-6	11-9	2024	5-1	3-4	8-5
1981	4-2	4-0	8-2	2003	7-3	5-5	12-8	Totals	288-228	253-263	541-491
1982	3-4	1-5	4-9	2004	4-5	5-5	9-10				

OPPONENTS

MINNESOTA TWINS



American League Central

Target Field
1 Twins Way
Minneapolis, MN 55403
Phone: (612) 659-3400
Media Relations: (612) 659-3471

Owner & Chairman Jim Pohlad
President & Chief Executive Office Dave St. Peter
President, Baseball Operations Derek Falvey
Senior Vice President, General Manager Jeremy Zoll
Manager Rocco Baldelli
457-413 (6 seasons)
Vice President, Communications & Public Affairs Dustin Morse (612) 659-3472
Senior Manager, Baseball Communications Mitch Hestad (612) 659-3473
Stadium Target Field
Capacity / Opened 38,544 / 2010

SERIES FACTS

Longest A's Winning Streak: 12, September 11, 2013-August 9, 2014
Longest Twins/Senators Winning Streak: 10, June 9-August 29, 1945
Last A's Series Sweep at home (3 games): April 20-21, 2021
Last A's Series Sweep at home (4 games): September 19-22, 2013
Last A's Series Sweep at Minnesota (3 games): April 7-10, 2014
Last A's Series Sweep at Minnesota (4 games): April 9-12, 1981
Last Twins Series Sweep on the road (3 games): July 14-16, 2023
Last Twins Series Sweep on the road (4 games): August 13-15, 1993
Last Twins Series Sweep at Minnesota (3 games): May 6-8, 2012
Last Twins Series Sweep at Minnesota (4 games): June 13-16, 2024
Last Twins Series Sweep at Minnesota (5 games): July 30-Aug. 2, 1976
Most Runs in a Game by A's: 20, April 25, 1961 (20-2)
Most Runs in a Game by Twins/Senators: 20 (twice), last: April 27, 1980 (20-11)
Widest Margin of Victory by A's: 18, April 25, 1961 (20-2)
Widest Margin of Victory by Twins/Senators: 15, September 29, 1915 (20-5)

SERIES BREAKDOWN

	W	L	PCT.
PHI vs. Senators (1901-54)	578	572	.503
KC vs. Senators (1955-60)	68	64	.515
KC vs. Twins (1961-67)	57	69	.452
OAK vs. Twins (1968-2024)	317	322	.496
Totals (1901-)	1020	1027	.498
A's vs. Twins (1961-)	374	392	.488
at the Coliseum (1968-2024)	177	138	.562
at Target Field (2010-)	23	29	.442

2025 SCHEDULE

Dates	Site	Times
June 2-5	ATH	7:05, 7:05, 7:05, 6:05
August 19-21	MIN	4:40, 4:40, 10:10

2024 RECAP

Date	H-A	W-L	Score	Winner	Loser
6/13	A	L	2-6	Ryan	Medina
6/14	A	L	5-6	Durán	Alexander
6/16 (1)	A	L	2-6	Ober	Sears
6/16 (2)	A	L	7-8	Staumont	Jiménez
6/21	H	W	6-5	Newcomb	Durán
6/22	H	L	2-10	Ober	Sears
6/23	H	L	0-3	López	Harris
Totals	1-6	24-44			

YEAR-BY-YEAR SERIES RESULTS

Year	Home	Road	Totals	Year	Home	Road	Totals	Year	Home	Road	Totals
1901-09	76-17	52-39	128-56	1984	4-3	1-5	5-8	2005	3-3	3-1	6-4
1910-19	58-40	49-61	107-101	1985	3-1	2-7	5-8	2006	3-1	1-5	4-6
1920-29	61-43	44-65	105-108	1986	4-3	3-3	7-6	2007	2-1	0-4	2-5
1930-39	53-55	38-69	91-124	1987	3-3	0-7	3-10	2008	4-3	1-2	5-5
1940-49	46-64	49-61	95-125	1988	4-3	4-2	8-5	2009	4-3	2-1	6-4
1950-59	58-51	55-56	113-107	1989	4-2	3-4	7-6	2010	1-2	2-4	3-6
1960-69	41-51	38-54	79-105	1990	5-2	2-4	7-6	2011	2-3	2-1	4-4
1970	2-7	3-6	5-13	1991	3-3	2-5	5-8	2012	2-1	3-3	5-4
1971	5-4	5-4	10-8	1992	4-3	4-2	8-5	2013	4-0	2-1	6-1
1972	6-2	3-6	9-8	1993	1-5	4-3	5-8	2014	3-1	3-0	6-1
1973	2-7	2-7	4-14	1994	2-2	3-0	5-2	2015	2-1	1-3	3-4
1974	7-2	6-3	13-5	1995	4-2	3-3	7-5	2016	3-0	1-2	4-2
1975	6-3	6-3	12-6	1996	4-2	3-4	7-6	2017	2-1	1-2	3-3
1976	6-3	1-8	7-11	1997	2-4	2-3	4-7	2018	2-1	3-1	5-2
1977	4-3	2-5	6-8	1998	3-3	4-1	7-4	2019	2-1	2-2	4-3
1978	3-5	3-4	6-9	1999	4-2	1-5	5-7	2021	3-0	2-1	5-1
1979	2-4	2-5	4-9	2000	2-4	5-1	7-5	2022	1-2	0-3	1-5
1980	5-2	2-4	7-6	2001	1-2	3-3	4-5	2023	0-3	1-2	1-5
1981	3-0	5-2	8-2	2002	4-2	2-1	6-3	2024	1-2	0-4	1-6
1982	5-2	5-1	10-3	2003	1-2	0-6	1-8	Totals	561-450	459-577	1020-1027
1983	4-2	5-2	9-4	2004	2-1	3-1	5-2				

NEW YORK YANKEES



American League East

Yankee Stadium

One East 161st Street

Bronx, NY 10451

Phone: (718) 293-4300

Media Relations: (718) 579-4460

Managing General Partner / Chairperson..... Harold Z. (Hal) Steinbrenner

President.....Randy Levine, Esq.

Senior Vice President, General Manager..... Brian Cashman

Manager..... Aaron Boone

603-429 (7 seasons)

Vice President, Communications & Media Relations Jason Zillo (718) 579-4515

Senior Director, Communications & Media Relations.....

Michael Margolis (718) 579-4503

Manager, Communications & Media Relations..... Kaitlyn Brennan

Stadium..... Yankee Stadium

Capacity / Opened..... 46,537 / 2009

SERIES FACTS

Longest A's Winning Streak: 16, September 9, 1989-May 1, 1991

Longest Yankees Winning Streak: 16, May 8 to September 29, 1919

Last A's Series Sweep at home (3 games): August 20-22, 2019

Last A's Series Sweep at home (4 games): June 15-18, 2017

Last A's Series Sweep at New York (3 games): April 19-21, 2016

Last A's Series Sweep at New York (4 games): July 14-16, 1972

Last Yankees Series Sweep on the road (3 games): September 20-22, 2024

Last Yankees Series Sweep on the road (4 games): May 19-22, 2016

Last Yankees Series Sweep at New York (3 games): May 8-10, 2023

Last Yankees Series Sweep at New York (4 games): August 30-Sept. 2, 2010

Most Runs in a Game by A's: 19 (twice), last: August 29, 1989 (19-5)

Most Runs in a Game by Yankees: 25, May 24, 1936 (25-2)

Widest Margin of Victory by A's: 14 (twice), last: August 29, 1989 (19-5)

Widest Margin of Victory by Yankees: 23, May 24, 1936 (25-2)

SERIES BREAKDOWN

	W	L	PCT.
PHI vs. Orioles (1901-02)	21	18	.538
PHI vs. Yankees (1903-54)	445	665	.401
KC vs. Yankees (1955-67)	75	183	.291
OAK vs. Yankees (1968-2024)	262	302	.465
Totals (1901-)	803	1168	.407
A's vs. Yankees (1903-)	782	1150	.405
at the Coliseum (1968-2024)	146	137	.516
at Yankee Stadium (2009-)	19	34	.358

2025 SCHEDULE

Dates	Site	Times
May 9-11	ATH	7:05, 1:05, 1:05
June 27-29	NYN	4:05, 10:05, 10:35

2024 RECAP

Date	H-A	W-L	Score	Winner	Losers
4/22	A	W	2-0	Erceg	González
4/23	A	L	3-4	Stroman	Blackburn
4/24	A	L	3-7	Schmidt	Boyle
4/25	A	W	3-1	Wood	Cortés
9/20	H	L	2-4	Cole	McFarland
9/21	H	L	0-10	Rodón	Sears
9/22	H	L	4-7	Gil	Estes
Totals		2-5	17-33		

YEAR-BY-YEAR SERIES RESULTS

Year	Home	Road	Totals	Year	Home	Road	Totals	Year	Home	Road	Totals
1901-09	57-34	37-53	94-87	1984	3-3	1-5	4-8	2005	1-5	1-2	2-7
1910-19	50-52	54-48	104-100	1985	4-2	1-5	5-7	2006	2-1	4-2	6-3
1920-29	43-64	38-73	81-137	1986	4-2	3-3	7-5	2007	2-1	2-1	4-2
1930-39	44-63	32-77	76-140	1987	4-2	3-3	7-5	2008	1-2	0-3	1-5
1940-49	44-65	33-78	77-143	1988	4-2	2-4	6-6	2009	1-2	1-5	2-7
1950-59	35-75	27-83	62-158	1989	4-2	5-1	9-3	2010	1-5	0-4	1-9
1960-69	36-53	25-64	61-117	1990	6-0	6-0	12-0	2011	0-3	3-3	3-6
1970	4-2	2-4	6-6	1991	3-3	3-3	6-6	2012	4-3	1-2	5-5
1971	2-4	5-1	7-5	1992	4-2	2-4	6-6	2013	3-0	2-1	5-1
1972	4-2	5-1	9-3	1993	4-2	2-4	6-6	2014	2-1	2-1	4-2
1973	5-1	3-3	8-4	1994	2-4	3-3	5-7	2015	3-1	1-2	4-3
1974	3-3	2-4	5-7	1995	5-1	4-3	9-4	2016	0-4	3-0	3-4
1975	3-3	3-3	6-6	1996	1-5	2-4	3-9	2017	4-0	1-2	5-2
1976	2-4	4-2	6-6	1997	3-2	2-4	5-6	2018	2-1	1-2	3-3
1977	1-4	1-5	2-9	1998	2-4	1-4	3-8	2019	3-0	1-2	4-2
1978	2-3	0-5	2-8	1999	2-4	2-2	4-6	2021	2-2	1-2	3-4
1979	1-5	2-4	3-9	2000	1-2	2-4	3-6	2022	2-2	0-3	2-5
1980	3-3	1-5	4-8	2001	6-0	0-3	6-3	2023	1-2	0-3	1-5
1981	2-2	1-2	3-4	2002	1-2	3-3	4-5	2024	0-3	2-2	2-5
1982	3-3	2-4	5-7	2003	4-2	2-1	6-3	Totals	448-535	355-633	803-1168
1983	2-4	2-4	4-8	2004	1-2	1-5	2-7				

OPPONENTS

SEATTLE MARINERS



American League West

T-Mobile Park

1250 First Avenue South

Seattle, WA 98134

Phone: (206) 346-4000

Media Relations: (206) 346-4000

SERIES BREAKDOWN

	W	L	PCT.
OAK vs. Mariners (1977-2024)	383	352	.521
Totals (1977-)	383	352	.521
at the Coliseum (1977-2024)	205	160	.562
at T-Mobile Park (1999-)	101	125	.447

2025 SCHEDULE

Dates	Site	Times
March 27-30	SEA	7:10, 6:40, 6:40, 1:10
May 5-7	OAK	7:05, 7:05, 12:35
July 28-30	OAK	7:05, 7:05, 7:05
August 22-24	SEA	7:10, 6:40, 1:10

2024 RECAP

Date	H-A	W-L	Score	Winner	Loser
5/10	A	L	1-8	Thornton	Blackburn
5/11	A	W	8-1	Estes	Miller
5/12	A	L	4-8	Castillo	Wood
6/4	H	L	3-4	Kirby	Spence
6/5	H	W	2-1	Estes	Gilbert
6/6	H	L	0-3	Woo	Sears
9/2	H	W	5-4	Ferguson	Voth
9/3	H	W	3-2	Harris	Thornton
9/4	H	L	3-16	Kirby	Sears
9/5	H	L	4-6	Woo	Estes
9/27	A	L	0-2	Woo	Sears
9/28	A	L	6-7	Bazardo	Alexander
9/29	A	L	4-6	Gilbert	Spence
Totals	4-9	43-68			

Chairman & Managing Partner.....	John Stanton
President, Baseball Operations.....	Jerry Dipoto
Manager.....	Dan Wilson
	21-13 (1 season)
Vice President, Communications.....	Tim Hevly (206) 346-4402
Manager, Baseball Communications.....	Adam Gresch (206) 346-4404
Manager, Baseball Communications.....	Alex Mayer (206) 346-4403
Stadium.....	T-Mobile Park
Capacity / Opened.....	47,378 / 1999

SERIES FACTS

- Longest A's Winning Streak: 15, April 7-August 16, 2006
- Longest Mariners Winning Streak: 13, July 23, 2021 to May 23, 2022
- Last A's Series Sweep at home (3 games): May 24-26, 2019
- Last A's Series Sweep at Seattle (4 games): September 10-13, 1992
- Last A's Series Sweep at Seattle (3 games): April 8-10, 2016
- Last A's Series Sweep at Seattle (4 games): September 30-October 3, 2010
- Last Mariners Series Sweep on the road (3 games): September 18-20, 2023
- Last Mariners Series Sweep on the road (4 games): September 20-23, 2021
- Last Mariners Series Sweep at Seattle (3 games): September 27-29, 2024
- Last Mariners Series Sweep at Seattle (4 games): May 22-25, 2023
- Most Runs in a Game by A's: 16, April 17, 1981 (16-1)
- Most Runs in a Game by Mariners: 16, September 4, 2024 (16-3)
- Widest Margin of Victory by A's: 15, April 17, 1981 (16-1)
- Widest Margin of Victory by Mariners: 13 (twice), last: September 4, 2024 (16-3)

YEAR-BY-YEAR SERIES RESULTS

Year	Home	Road	Totals	Year	Home	Road	Totals	Year	Home	Road	Totals
1977	3-4	4-4	7-8	1994	2-2	2-1	4-3	2011	5-4	4-6	9-10
1978	7-1	6-1	13-2	1995	5-2	2-4	7-6	2012	6-4	6-3	12-7
1979	5-1	3-4	8-5	1996	5-2	3-3	8-5	2013	4-6	4-5	8-11
1980	4-3	4-2	8-5	1997	2-4	3-3	5-7	2014	4-6	5-4	9-10
1981	3-1	3-0	6-1	1998	3-3	2-4	5-7	2015	3-7	3-6	6-13
1982	4-3	2-4	6-7	1999	4-2	2-4	6-6	2016	1-8	6-4	7-12
1983	4-2	5-2	9-4	2000	4-2	5-2	9-4	2017	4-5	3-7	7-12
1984	6-1	2-4	8-5	2001	5-5	4-5	9-10	2018	5-5	4-5	9-10
1985	5-1	3-4	8-5	2002	4-5	4-6	8-11	2019	6-4	4-5	10-9
1986	5-2	5-1	10-3	2003	5-5	2-7	7-12	2020	2-2	4-2	6-4
1987	3-3	2-5	5-8	2004	7-3	4-5	11-8	2021	1-8	3-7	4-15
1988	5-2	4-2	9-4	2005	6-3	6-3	12-6	2022	4-5	4-6	8-11
1989	5-1	4-3	9-4	2006	9-0	8-2	17-2	2023	0-6	1-6	1-12
1990	4-3	5-1	9-4	2007	1-8	4-6	5-14	2024	3-4	1-5	4-9
1991	6-0	0-7	6-7	2008	6-3	4-6	10-9	Totals	206-162*	177-190	383-352
1992	7-0	5-1	12-1	2009	4-6	1-8	5-14				
1993	3-3	6-1	9-4	2010	7-2	6-4	13-6				

*Includes 1-3 in Tokyo, Japan

TAMPA BAY RAYS



American League East

Tropicana Field

One Tropicana Drive

St. Petersburg, FL 33705

Phone: (727) 825-3137

Media Relations: (727) 825-3242

Principal Owner Stuart Sternberg
 President Brian Auld
 President Matt Silverman
 President, Baseball Operations Erik Neander
 Manager Kevin Cash
 819-699 (10 seasons)
 Vice President, Communications & Baseball Info Jason Wallace (727)
 825-3295
 Director, Communications & Baseball Information Elvis Martinez
 Stadium Tropicana Field / George M. Steinbrenner Field
 Capacity / Opened TF: 25,025 / 1998; GMSF: 11,000 / 1996

SERIES FACTS

Longest A's Winning Streak: 7 (twice), last: September 2, 2001-May 26, 2002
Longest Rays Winning Streak: 6 (twice), last: May 2, 2022-April 9, 2023
Last A's Series Sweep at home (3 games): August 30-September 1, 2013
Last A's Series Sweep at home (4 games): None
Last A's Series Sweep at Tampa Bay (3 games): None
Last A's Series Sweep at Tampa Bay (4 games): September 10-13, 1999
Last Rays Series Sweep on the road (3 games): May 2-4, 2022
Last Rays Series Sweep on the road (4 games): None
Last Rays Series Sweep at Tampa Bay (3 games): April 7-9, 2023
Last Rays Series Sweep at Tampa Bay (4 games): July 24-27, 1998
Most Runs in a Game by A's: 17, September 15, 2000 (17-3)
Most Runs in a Game by Rays: 14 (twice), last: August 25, 2007 (14-3)
Widest Margin of Victory by A's: 13, May 30, 2001 (15-2)
Widest Margin of Victory by Rays: 11 (three times), last: April 9, 2023 (11-0)

SERIES BREAKDOWN

	W	L	PCT.
OAK vs. Rays (1998-2024)	121	92	.568
Totals (1998-)	121	92	.568
at the Coliseum (1998-2024)	66	40	.622
at Tropicana Field (1998-)	55	52	.514

2025 SCHEDULE

Dates	Site	Times
June 30-July 2	TB	4:35, 4:05, 9:10
August 11-13	OAK	7:05, 7:05, 7:05

2024 RECAP

Date	H-A	W-L	Score	Winner	Loser
5/28	A	W	3-0	Spence	Littell
5/29	A	L	3-4	Fairbanks	Kelly
5/30	A	L	5-6	Lovelady	Ferguson
8/19	H	W	3-0	Boyle	Bradley
8/20	H	L	0-1	Baz	Estes
8/21	H	L	2-4	Pepiot	Spence
8/22	H	W	3-1	Bido	Springs
Totals	3-4	19-16			

YEAR-BY-YEAR SERIES RESULTS

Year	Home	Road	Totals	Year	Home	Road	Totals	Year	Home	Road	Totals
1998	3-2	2-4	5-6	2007	1-2	3-4	4-6	2016	3-1	2-1	5-2
1999	5-1	4-0	9-1	2008	2-4	1-2	3-6	2017	1-2	1-3	2-5
2000	3-1	4-1	7-2	2009	2-1	4-3	6-4	2018	1-3	1-2	2-5
2001	5-1	2-1	7-2	2010	4-3	0-2	4-5	2019	2-2	2-1	4-3
2002	3-0	5-1	8-1	2011	3-1	2-1	5-2	2021	2-1	2-2	4-3
2003	5-1	1-2	6-3	2012	1-2	4-2	5-4	2022	0-3	3-1	3-4
2004	3-0	4-2	7-2	2013	3-0	0-3	3-3	2023	2-2	0-3	2-5
2005	3-0	1-5	4-5	2014	2-1	2-1	4-2	2024	2-2	1-2	3-4
2006	4-2	2-1	6-3	2015	1-2	2-2	3-4	Totals	66-40	55-52	121-92

MAJOR LEAGUE BASEBALL DIRECTORY

Office of the Commissioner • 245 Park Avenue • New York, NY 10167 • (212) 931-7800

Chief Communications Officer: Pat Courtney (212) 931-7878
 Senior Vice President, Communications: Matt Bourne (212) 931-7882
 Vice President, Communications: John Blundell (212) 931-7885
 Vice President, Communications: Mike Teevan (212) 931-7879
 Vice President, Corporate Communications: Steven Arocho (212) 931-7851



OPPONENTS



American League West
 Globe Life Field
 734 Stadium Drive
 Arlington, TX 76011
Phone: (817) 533-1972
Media Relations: (817) 273-5203

Managing Partner & Majority OwnerRay Davis
President, Business Operations & Chief Operating Officer Neil Leibman
Executive Vice President and General Manager Chris Young
Manager Bruce Bochy
 2171-2185 (27 seasons)
 168-156 (2 seasons)
Vice President, Communications Rich Rice (817) 533-1657
Assistant Director, Baseball Communications Tyler Strachan
Stadium Globe Life Field
Capacity / Opened 40,518/ 2020

SERIES FACTS

Longest A's Winning Streak: 14, May 30, 1962 to April 26, 1963
Longest Rangers Winning Streak: 13, July 6, 1977-May 18, 1978
Last A's Series Sweep at home (3 games): August 6-8, 2021
Last A's Series Sweep at home (4 games): None
Last A's Series Sweep at Texas (3 games): September 13-15, 2019
Last A's Series Sweep at Texas (4 games): July 23-26, 2018
Last Rangers Series Sweep on the road (3 games): September 22-24, 2015
Last Rangers Series Sweep on the road (4 games): September 23-25, 1977
Last Rangers Series Sweep at Texas (3 games): May 12-14, 2017
Last Rangers Series Sweep at Texas (4 games): July 7-10, 2011
Most Runs in a Game by A's: 23, September 30, 2000 (23-2)
Most Runs in a Game by Rangers: 18, April 22, 2023 (18-3)
Widest Margin of Victory by A's: 21, September 30, 2000 (23-2)
Widest Margin of Victory by Rangers: 15, April 22, 2023 (18-3)

SERIES BREAKDOWN

	W	L	PCT.
KC vs. Senators (1961-67)	63	62	.504
OAK vs. Senators (1968-71)	34	20	.630
OAK vs. Rangers (1972-2024)	413	412	.501
Totals (1961-)	510	494	.508
A's vs. Rangers (1972-)	413	412	.501
at the Coliseum (1968-2024)	217	195	.527
at Globe Life Field (2020-)	18	20	.474

2025 SCHEDULE

Dates	Site	Times
April 22-24	ATH	7:05, 7:05, 7:05
April 28-May 1	TEX	5:05, 5:05, 5:05, 11:35
July 21-23	TEX	5:05, 5:05, 5:05
August 29-31	ATH	7:05, 7:05, 1:05

2024 RECAP

Date	H-A	W-L	Score	Winner	Loser
4/9	A	W	4-3	Kelly	Leclerc
4/10	A	L	2-6	Bradford	Stripling
4/11	A	W	1-0	Sears	Gray
5/6	H	L	2-4	Leclerc	Erceg
5/7	H	L	8-15	Ureña	Stripling
5/8 (1)	H	W	9-4	Sears	Lorenzen
5/8 (2)	H	L	11-2	Robertson	Bido
8/30	A	W	9-2	Sears	Gray
8/31	A	L	2-3	Yates	Ferguson
9/1	A	L	4-6	Festa	Miller
9/24	H	W	5-4	Miller	Sborz
9/25	H	L	1-5	Festa	Basso
9/26	H	W	3-2	Ginn	Rocker
Totals			6-7	61-66	

YEAR-BY-YEAR SERIES RESULTS

Year	Home	Road	Totals	Year	Home	Road	Totals	Year	Home	Road	Totals
1961	4-5	5-4	9-9	1983	2-5	0-6	2-11	2005	4-6	7-2	11-8
1962	8-1	7-2	15-3	1984	5-1	3-4	8-5	2006	4-5	5-5	9-10
1963	5-4	5-4	10-8	1985	3-4	3-3	6-7	2007	6-4	3-6	9-10
1964	3-6	5-4	8-10	1986	2-4	1-6	3-10	2008	4-6	3-6	7-12
1965	4-5	2-7	6-12	1987	3-4	3-3	6-7	2009	6-4	5-4	11-8
1966	5-4	4-5	9-9	1988	4-2	4-3	8-5	2010	5-5	4-5	9-10
1967	3-6	3-5	6-11	1989	4-3	4-2	8-5	2011	4-6	2-7	6-13
1968	3-6	4-5	7-11	1990	3-3	5-2	8-5	2012	7-2	4-6	11-8
1969	5-1	3-3	8-4	1991	2-5	2-4	4-9	2013	4-5	6-4	10-9
1970	5-1	5-1	10-2	1992	4-2	5-2	9-4	2014	2-7	7-3	9-10
1971	6-0	3-3	9-3	1993	4-3	1-5	5-8	2015	4-6	6-3	10-9
1972	4-2	7-2	11-4	1994	3-3	4-0	7-3	2016	5-5	4-5	9-10
1973	7-2	4-5	11-7	1995	3-4	2-4	5-8	2017	8-1	3-7	11-8
1974	3-6	5-4	8-10	1996	3-3	4-3	7-6	2018	7-3	6-3	13-6
1975	6-3	6-3	12-6	1997	3-3	2-4	5-7	2019	7-3	6-3	13-6
1976	4-5	3-6	7-11	1998	2-4	4-2	6-6	2020	3-0	4-3	7-3
1977	2-6	0-7	2-13	1999	4-2	1-5	5-7	2021	5-4	5-5	10-9
1978	4-2	2-7	6-9	2000	4-2	1-5	5-7	2022	4-6	4-5	8-11
1979	1-6	1-5	2-11	2001	4-5	5-5	9-10	2023	2-5	2-4	4-9
1980	3-3	4-3	7-6	2002	8-2	5-4	13-6	2024	3-4	3-3	6-7
1981	2-1	2-1	4-2	2003	8-1	7-3	15-4	Totals	268-234	242-260	510-494
1982	3-3	2-5	5-8	2004	6-4	5-5	11-9				

TORONTO BLUE JAYS



American League East

Rogers Centre

1 Blue Jays Way

Toronto, Ontario M5V 1J1

Phone: (416) 341-1000

Media Relations: (416) 341-1301

Chairman, Toronto Blue Jays Edward Rogers
 President and Chief Executive Officer Mark Shapiro
 Executive V.P., Baseball Operations & General Manager Ross Atkins
 Manager John Schneider
 209-189 (3 seasons)

Vice President, Communications Andrea Goldstein (647) 801-4394
 Senior Manager of Baseball Communications Adam Felton (647) 283-8795
 Manager of Baseball Information Simon Wells
 Stadium Rogers Centre
 Capacity / Opened 41,500 / 1989

SERIES FACTS

Longest A's Winning Streak: 9, July 22, 1980-May 24, 1981
 Longest Blue Jays Winning Streak: 8, June 18-September 15, 1982
 Last A's Series Sweep at home (3 games): July 30-August 1, 2018
 Last A's Series Sweep at home (4 games): July 3-6, 2014
 Last A's Series Sweep at Toronto (3 games): April 8-10, 2008
 Last A's Series Sweep at Toronto (4 games): May 17-20, 2018
 Last Blue Jays Series Sweep on the road (3 games): April 19-21, 2019
 Last Blue Jays Series Sweep on the road (4 games): None
 Last Blue Jays Series Sweep at Toronto (3 games): September 3-5, 2021
 Last Blue Jays Series Sweep at Toronto (4 games): July 24-27, 2017
 Most Runs in a Game by A's: 17 (twice), last: August 24, 2003 (17-2)
 Most Runs in a Game by Blue Jays: 18, July 29, 1995 (18-11)
 Widest Margin of Victory by A's: 16, July 25, 2012 (16-0)
 Widest Margin of Victory by Blue Jays: 12 (twice), last: May 29, 2008 (12-0)

SERIES BREAKDOWN

	W	L	PCT.
OAK vs. Blue Jays (1977-2024)	234	216	.520
Totals (1977-)	234	216	.520
at the Coliseum (1977-2024)	118	107	.524
at Rogers Centre (1989-)	75	75	.500

2025 SCHEDULE

Dates	Site	Times
May 29-June 1	TOR	4:07, 4:07, 12:07, 10:37
July 11-13	ATH	7:05, 7:05, 1:05

2024 RECAP

Date	H-A	W-L	Score	Winner	Loser
6/7	H	W	2-1	Miller	Green
6/8	H	L	0-7	Gausman	Medina
6/9	H	L	4-6	García	Adams
8/9	A	L	1-3	Berrios	Spence
8/10	A	W	1-0	Bido	Rodríguez
8/11	A	W	8-4	Sears	Bassitt
Totals		3-3	16-21		

YEAR-BY-YEAR SERIES RESULTS

Year	Home	Road	Totals
1977	2-3	5-0	7-3
1978	5-0	2-4	7-4
1979	2-4	2-4	4-8
1980	4-2	4-2	8-4
1981	6-0	4-2	10-2
1982	0-6	3-3	3-9
1983	4-2	2-4	6-6
1984	2-4	2-4	4-8
1985	2-4	3-3	5-7
1986	5-1	3-3	8-4
1987	3-3	4-2	7-5
1988	3-3	6-0	9-3
1989	4-2	3-3	7-5
1990	2-4	5-1	7-5
1991	3-3	3-3	6-6
1992	3-3	3-3	6-6
1993	1-5	4-2	5-7

Year	Home	Road	Totals
1994	2-1	3-0	5-1
1995	2-3	1-4	3-7
1996	1-5*	3-3	4-8
1997	4-1	2-4	6-5
1998	3-3	2-3	5-6
1999	2-2	6-0	8-2
2000	4-2	3-1	7-3
2001	2-1	4-2	6-3
2002	3-3	0-3	3-6
2003	2-1	3-1	5-2
2004	4-2	2-1	6-3
2005	4-3	1-2	5-5
2006	3-1	3-3	6-4
2007	2-4	3-0	5-4
2008	1-2	3-4	4-6
2009	2-4	1-2	3-6
2010	2-1	1-3	3-4

Year	Home	Road	Totals
2011	2-2	3-3	5-5
2012	3-3	2-1	5-4
2013	1-2	3-1	4-3
2014	4-0	0-3	4-3
2015	1-2	0-3	1-5
2016	2-1	1-2	3-3
2017	2-1	0-4	2-5
2018	3-0	4-0	7-0
2019	0-3	0-3	0-6
2021	2-2	0-3	2-5
2022	2-1	1-2	3-3
2023	1-2	1-2	2-4
2024	1-2	2-1	3-3
Totals	118-109*	116-107	234-216

*Includes 0-2 in Las Vegas

OPPONENTS

ARIZONA DIAMONDBACKS



National League West

Chase Field
401 East Jefferson Street
Phoenix, AZ 85004

Phone: (602) 462-6500

Media Relations: (602) 462-6519

Managing General Partner..... Ken Kendrick
President & Chief Executive Officer..... Derrick Hall
Executive Vice President & General Manager..... Mike Hazen
Manager..... Torey Lovullo
584-610 (8 seasons)
Vice President, Communications..... Casey Wilcox (602) 741-4810
Manager, Player and Media Relations..... Shane Phillips (951) 265-9034
Stadium..... Chase Field
Capacity / Opened..... 48,330 / 1998

SERIES FACTS

Longest A's Winning Streak: 6, August 19, 2020-June 9, 2021
Longest Diamondbacks Winning Streak: 4 (twice), last: June 8, 2012-August 28, 2015
Last A's Series Sweep at Arizona (3 games): July 6-8, 2001
Last Diamondbacks Series Sweep on the road (3 games): June 30-July 2, 2006
Last Diamondbacks Series Sweep at Arizona (3 games): June 8-10, 2012
Most Runs in a Game by A's: 15, June 17, 2008 (15-1)
Most Runs in a Game by Diamondbacks: 12, June 7, 1998 (12-4)
Widest Margin of Victory by A's: 14, June 17, 2008 (15-1)
Widest Margin of Victory by Diamondbacks: 10, June 18, 2008 (11-1)

SERIES BREAKDOWN

	W	L	PCT.
OAK vs. Diamondbacks (1998-2024)	25	22	.532
Totals (1998-)	25	22	.532
at the Coliseum (1998-2023)	14	11	.580
at Chase Field (1999-)	11	11	.500

2025 SCHEDULE

Dates	Site	Times
August 1-3	ATH	7:05, 7:05, 1:05

2024 RECAP

Date	H-A	W-L	Score	Winner	Loser
6/28	A	W	9-4	Alexander	Thompson
6/29	A	L	0-3	Gallen	Harris
6/30	A	L	1-5	Mantiply	McFarland
Totals	1-2	0-12			

YEAR-BY-YEAR SERIES RESULTS

Year	Home	Road	Totals	Year	Home	Road	Totals	Year	Home	Road	Totals
1998	2-1	0-0	2-1	2009	1-2	0-0	1-2	2021	2-0	2-0	4-0
1999	0-0	2-1	2-1	2011	2-1	0-0	2-1	2023	1-2	0-0	1-2
2000	2-1	0-0	2-1	2012	0-0	0-3	0-3	2024	0-0	1-2	1-2
2001	0-0	3-0	3-0	2015	0-0	2-1	2-1	Totals	14-11	11-11	25-22
2006	0-3	0-0	0-3	2018	2-1	0-0	2-1				
2008	0-0	1-2	1-2	2020	2-0	0-2	2-2				

ATLANTA BRAVES



National League East
 Truist Park
 755 Battery Avenue, SE
 Atlanta, GA 30339
 Phone: (404) 522-7630

Chairman Terry McGuirk
 President & CEO, Atlanta Braves Derek Schiller
 President, Baseball Operations and General Manager Alex Anthopoulos
 Manager Brian Snitker
 725-582 (9 seasons)
 Director, Baseball Communications Jonathan Kerber (404) 614-1379
 Manager, Baseball Communications Jared Burleyson (404) 614-1541
 Manager, Player Relations Franco Garcia (404) 614-2466
 Stadium Truist Park
 Capacity / Opened 41,184 / 2017

SERIES FACTS

Longest A's Winning Streak: 2, May 29-30, 2023
 Longest Braves Winning Streak: 11, May 18, 2008-September 7, 2022
 Last Braves Series Sweep on the road (3 games): June 30-July 2, 2017
 Last Braves Series Sweep at Atlanta (3 games): August 15-17, 2014
 Most Runs in a Game by A's: 11 (twice), last: June 1, 2024 (11-9)
 Most Runs in a Game by Braves: 13, June 8, 2022 (13-2)
 Widest Margin of Victory by A's: 6, June 12, 2005 (11-5)
 Widest Margin of Victory by Braves: 11, June 8, 2022 (13-2)

SERIES BREAKDOWN

	W	L	PCT.
OAK vs. Braves (2003-24)	7	18	.280
Totals (2003-)	7	18	.280
at the Coliseum (2003-2023)	3	8	.273
at Truist Park (2022-)	1	4	.200

2025 SCHEDULE

Dates	Site	Times
July 8-10	ATH	7:05, 7:05, 6:05

2024 RECAP

Date	H-A	W-L	Score	Winner	Loser
5/31	A	L	2-4	López	Sears
6/1	A	W	11-9	Kelly	Herget
6/2	A	L	1-3	Lee	Adams
Totals	1-2	14-16			

YEAR-BY-YEAR SERIES RESULTS

Year	Home	Road	Totals	Year	Home	Road	Totals	Year	Home	Road	Totals
2003	1-2	0-0	1-2	2014	0-0	0-3	0-3	2023	2-1	0-0	2-1
2005	0-0	2-1	2-1	2017	0-3	0-0	0-3	2024	0-0	1-2	1-2
2008	0-0	1-2	1-2	2022	0-2	0-2	0-4	Totals	3-8	4-10	7-18



National League Central

Wrigley Field

1060 West Addison

Chicago, IL 60613

Phone: (773) 404-2827

Media Relations: (773) 404-4191

Chairman Tom Ricketts
 President, Baseball Operations Jed Hoyer
 General Manager Carter Hawkins
 Manager Craig Counsell
 790-704 (9 seasons)
 83-79 (1 season with Chicago)
 Manager, Media Relations Joanna Schimmel (773) 404-4019
 Stadium Wrigley Field
 Capacity / Opened 41,072 / 1914

SERIES FACTS

Longest A's Winning Streak: 2, September 17, 2024 to present
Longest Cubs Winning Streak: 5, August 7, 2019 to September 16, 2024
Last Cubs Series Sweep on the road (3 games): 3, April 17-19, 2023
Most Runs in a Game by A's: 11, August 6, 2019 (11-4)
Most Runs in a Game by Cubs: 12, April 19, 2023 (12-2)
Widest Margin of Victory by A's: 7, August 6, 2019 (11-4)
Widest Margin of Victory by Cubs: 10, April 19, 2023 (12-2)

SERIES BREAKDOWN

	W	L	PCT.
OAK vs. Cubs (2004-24)	7	14	.333
Totals (2004-)	7	14	.333
at the Coliseum (2013-2023)	2	7	.222
at Wrigley Field (2004-)	5	7	.417

2025 SCHEDULE

Dates	Site	Times
March 31-April 2	ATH	7:05, 7:05, 12:35

2024 RECAP

Date	H-A	W-L	Score	Winner	Loser
9/16	A	L	2-9	Imanaga	Estes
9/17	A	W	4-3	Spence	Wicks
9/18	A	W	5-3	Ferguson	Pearson
Totals	2-1	11-15			

YEAR-BY-YEAR SERIES RESULTS

Year	Home	Road	Totals	Year	Home	Road	Totals	Year	Home	Road	Totals
2004	0-0	1-2	1-2	2016	0-3	0-0	0-3	2024	0-0	2-1	2-1
2010	0-0	1-2	1-2	2019	0-0	1-2	1-2	Totals	2-7	5-7	7-14
2013	2-1	0-0	2-1	2023	0-3	0-0	0-3				



National League Central

Great American Ball Park

100 Joe Nuxhall Way

Cincinnati, OH 45202

Phone: (513) 765-7000

Media Relations: (513) 765-7800

Chief Executive Officer.....Bob Castellini

Vice President, General Manager..... Nick Krall

Manager.....Terry Francona

1950-1672 (23 seasons)

0-0 (1st season with Reds)

Senior Director, Media Relations.....Larry Herms (513) 702-8834

Director, Media RelationsJamie Ramsey (513) 806-6053

Stadium.....Great American Ball Park

Capacity / Opened.....42,271 / 2003

SERIES FACTS

Longest A's Winning Streak: 7, June 21, 2002-June 18, 2007

Longest Reds Winning Streak: 4, August 6, 2013 to June 11, 2016

Last A's Series Sweep at home (3 games): June 7-9, 2004

Last A's Series Sweep at Cincinnati (3 games): June 21-23, 2002

Last Reds Series Sweep on the road (3 games): June 21-23, 2010

Most Runs in a Game by A's: 17, June 9, 2004 (17-8)

Most Runs in a Game by Reds: 11, April 28, 2023 (11-7)

Widest Margin of Victory by A's: 11, June 7, 2004 (13-2)

Widest Margin of Victory by Reds: 4, April 28, 2023 (11-7)

SERIES BREAKDOWN

	W	L	PCT.
OAK vs. Reds (2002-24)	16	12	.571
Totals (2002-)	16	12	.571
at the Coliseum (2004-2023)	10	7	.588
at Great American Ballpark (2013-)	3	5	.375

2025 SCHEDULE

Dates	Site	Times
September 12-14	ATH	7:05, 7:05, 1:05

2024 RECAP

Date	H-A	W-L	Score	Winner	Losers
8/27	A	W	5-4	Otañez	Santillan
8/28	A	W	9-6	Ferguson	Pagán
8/29	A	L	9-10	Pagán	Holman
Totals	2-1	23-20			

YEAR-BY-YEAR SERIES RESULTS

Year	Home	Road	Totals	Year	Home	Road	Totals	Year	Home	Road	Totals
2002	0-0	3-0	3-0	2013	2-0	0-2	2-2	2024	0-0	2-1	2-1
2004	3-0	0-0	3-0	2016	0-0	1-2	1-2	Totals	10-7	6-5	16-12
2007	2-1	0-0	2-1	2019	2-1	0-0	2-1				
2010	0-3	0-0	0-3	2023	1-2	0-0	1-2				

COLORADO ROCKIES



National League West

Coors Field

2001 Blake Street

Denver, CO 80205

Phone: (303) 292-0200

Media Relations: (303) 312-2325

Owner/Chairman and Chief Executive OfficerRichard L. Monfort
 Senior Vice President and General Manager Bill Schmidt
 Manager Bud Black
 1186-1370 (17 seasons)
 537-657 (8 seasons with Colorado)
 Director, Communications Cory Little (303) 312-2232
 Supervisor, CommunicationsShelby Cravens (720) 648-7019
 Stadium Coors Field
 Capacity / Opened 50,144 / 1995

SERIES FACTS

Longest A's Winning Streak: 4 (twice), last: June 12, 2012-June 29, 2015
Longest Rockies Winning Streak: 6, July 27, 2018-September 15, 2020
Last A's Series Sweep at home: July 15-17, 2001
Last A's Series Sweep at Colorado: June 12-14, 2012
Last Rockies Series Sweep on the road: June 26-28, 2009
Last Rockies Series Sweep at Colorado: July 27-29, 2018
Most Runs in a Game by A's: 11 (twice), last: July 29, 2023 (11-3)
Most Runs in a Game by Rockies: 18, July 18, 2000 (18-3)
Widest Margin of Victory by A's: 8, July 29, 2023 (11-3)
Widest Margin of Victory by Rockies: 15, July 18, 2000 (18-3)

SERIES BREAKDOWN

	W	L	PCT.
OAK vs. Rockies (1997-2024)	22	22	.500
Totals (1997-)	22	22	.500
at the Coliseum (1997-2024)	11	8	.579
at Coors Field (1997-)	11	14	.440

2025 SCHEDULE

Dates	Site	Times
April 4-6	COL	1:10, 5:10, 12:10

2024 RECAP

Date	H-A	W-L	Score	Winner	Loser
5/21	H	W	5-4	Erceg	Kinley
5/22	H	L	3-4	Mears	Muller
5/23	H	W	10-9	Bielak	Lambert
Totals	2-1	18-17			

YEAR-BY-YEAR SERIES RESULTS

Year	Home	Road	Totals	Year	Home	Road	Totals	Year	Home	Road	Totals
1997	1-1	0-2	1-3	2006	0-0	1-2	1-2	2020	0-2	1-1	1-3
1998	0-0	1-2	1-2	2009	0-3	0-0	0-3	2021	0-0	2-1	2-1
1999	3-0	0-0	3-0	2012	0-0	3-0	3-0	2023	0-0	2-1	2-1
2000	0-0	1-2	1-2	2015	2-1	0-0	2-1	2024	2-1	0-0	2-1
2001	3-0	0-0	3-0	2018	0-0	0-3	0-3	Totals	11-8	11-14	22-22

LOS ANGELES DODGERS



National League West

Dodger Stadium

1000 Vin Scully Avenue

Los Angeles, CA 90012

Phone: (323) 224-1500

Media Relations: (323) 224-1301

Chairman & OwnerMark Walter
 President & CEOStan Kasten
 President of Baseball Operations.....Andrew Friedman
 Executive Vice President & General Manager.....Brandon Gomes
 Manager Dave Roberts
 851-507 (9 seasons)
 Senior Director, Public Relations.....Joe Jareck (323) 224-1549
 Director, Player Relations & Publicity.....Juan Dorado (323) 224-1342
 Stadium Dodger Stadium
 Capacity / Opened..... 56,000 / 1962

SERIES FACTS

Longest A's Winning Streak: 4 (twice), last: June 19, 2012-July 28, 2015

Longest Dodgers Winning Streak: 3 (three times), last: August 1-3, 2023

Last A's Series Sweep at home: June 19-21, 2012

Last Dodgers Series Sweep at Los Angeles: August 1-3, 2023

Most Runs in a Game by A's: 16, April 11, 2018 (16-6)

Most Runs in a Game by Dodgers: 10 (four times), last: August 3, 2024 (10-0)

Widest Margin of Victory by A's: 10, April 11, 2018 (16-6)

Widest Margin of Victory by Dodgers: 10, August 3, 2024 (10-0)

SERIES BREAKDOWN

	W	L	PCT.
OAK vs. Dodgers (1997-2024)	24	21	.533
Totals (1997-)	24	21	.533
at the Coliseum (1997-2024)	17	7	.708
at Dodger Stadium (1997-)	7	14	.333

2025 SCHEDULE

Dates	Site	Times
May 13-15	LAD	7:10, 7:10, 7:10

2024 RECAP

Date	H-A	W-L	Score	Winner	Loser
8/2	H	W	6-5	Estes	Stone
8/3	H	L	0-10	Flaherty	Spence
8/4	H	L	2-3	Vesia	Bido
Totals		1-2	8-18		

YEAR-BY-YEAR SERIES RESULTS

Year	Home	Road	Totals	Year	Home	Road	Totals	Year	Home	Road	Totals
1997	1-1	0-2	1-3	2006	3-0	0-0	3-0	2020	0-0	1-2	1-2
1998	0-0	1-2	1-2	2009	0-0	1-2	1-2	2021	1-2	0-0	1-2
1999	3-0	0-0	3-0	2012	3-0	0-0	3-0	2023	0-0	0-3	0-3
2000	0-0	2-1	2-1	2015	2-0	1-1	3-1	2024	1-2	0-0	1-2
2001	2-1	0-0	2-1	2018	1-1	1-1	2-2	Totals	17-7	7-14	24-21

OPPONENTS



National League East

Loan Depot Park

501 Marlins Way

Miami, FL 33125

Phone: (305) 480-1300

Chairman and Principal OwnerBruce Sherman
 President of Baseball OperationsPeter Bendix
 ManagerClayton McCullough
 0-0 (1st season)
 Senior Director, CommunicationsJon Erik Alvarez (305) 281-8559
 Manager, CommunicationsWilliam Nadal (787) 249-7547
 StadiumLoan Depot Park
 Capacity / Opened37,446 / 2012

SERIES FACTS

Longest A's Winning Streak: 3, June 27-29, 2014
 Longest Marlins Winning Streak: 4, June 13, 2017-August 23, 2022
 Last A's Series Sweep at Miami (3 games): June 27-29, 2014
 Last Marlins Series Sweep at Miami (3 games): June 2-4, 2023
 Most Runs in a Game by A's: 20, May 4, 2024 vs. Miami (20-4)
 Most Runs in a Game by Marlins: 13, June 3, 2003 (13-2)
 Widest Margin of Victory by A's: 16, May 4, 2024 vs. Miami (20-4)
 Widest Margin of Victory by Marlins: 11 (twice), last: June 3, 2023 (12-1)

SERIES BREAKDOWN

	W	L	PCT.
OAK vs. Marlins (2003-24)	11	14	.440
Totals (2003-)	11	14	.440
at the Coliseum (2008-2024)	7	7	.500
at Loan Depot Park (2014-)	3	5	.375

2025 SCHEDULE

Dates	Site	Times
May 2-4	MIA	4:10, 1:10, 10:40

2024 RECAP

Date	H-A	W-L	Score	Winner	Loser
5/3	H	W	3-1	Sears	Weathers
5/4	H	W	20-4	Blackburn	Rogers
5/5	H	L	3-12	Smith	Boyle
Totals		2-1	26-17		

YEAR-BY-YEAR SERIES RESULTS

Year	Home	Road	Totals	Year	Home	Road	Totals	Year	Home	Road	Totals
2003	0-0	1-2	1-2	2014	0-0	3-0	3-0	2023	0-0	0-3	0-3
2008	2-1	0-0	2-1	2017	1-1	0-2	1-3	2024	2-1	0-0	2-1
2011	1-2	0-0	1-2	2022	1-2	0-0	1-2	Totals	7-7	4-7	11-14

MILWAUKEE BREWERS



National League Central

American Family Field

One Brewers Way

Milwaukee, WI 53214

Phone: (414) 902-4400

Media Relations: (414) 902-4500

Chairman and Principal OwnerMark Attanasio
 Senior Vice President and General ManagerMatt Arnold
 ManagerPat Murphy
 135-123 (2 seasons)
 93-69 (1 season with Milwaukee)
 Senior VP, Communications & Affiliate Operations.....Tyler Barnes (414)
 902-4468
 Senior Director, Media Relations.....Mike Vassallo (414) 902-4473
 Manager, Media Relations.....Andrew Gruman (414) 902-4470
 StadiumAmerican Family Field
 Capacity / Opened.....41,700 / 2001

SERIES FACTS

Longest A's Winning Streak: 9, October 1, 1970-June 20, 1971
 Longest Brewers Winning Streak: 8 (twice), last: June 16, 1991-June 8, 1992
 Last A's Series Sweep at home (3 games): June 10-12, 2002
 Last A's Series Sweep at home (4 games): None
 Last A's Series Sweep at Milwaukee (3 games): June 9-11, 2023
 Last A's Series Sweep at Milwaukee (4 games): None
 Last Brewers Series Sweep on the road (3 games): August 23-25, 1991
 Last Brewers Series Sweep on the road (4 games): None
 Last Brewers Series Sweep at Milwaukee (3 games): September 25-27, 1992
 Last Brewers Series Sweep at Milwaukee (4 games): August 24-26, 1993
 Most Runs in a Game by A's: 19, May 15, 1985 (19-3)
 Most Runs in a Game by Brewers: 16, June 13, 1996 (16-3)
 Widest Margin of Victory by A's: 16, May 15, 1985 (19-3)
 Widest Margin of Victory by Brewers: 13, June 13, 1996 (16-3)

SERIES BREAKDOWN

	W	L	PCT.
OAK vs. Seattle Pilots (1969)	13	5	.722
OAK vs. Brewers (1970-2024)	185	161	.535
Totals (1969-)	198	166	.544
A's vs. Brewers (1970-)	185	161	.535
at the Coliseum (1969-2024)	113	71	.554
at American Family Field (2013-)	5	3	.625

2025 SCHEDULE

Dates	Site	Times
April 18-20	MIL	5:10, 4:10, 11:10

2024 RECAP

Date	H-A	W-L	Score	Winner	Loser
8/23	H	L	3-11	Hudson	Sears
8/24	H	L	5-9	Rea	Boyle
8/25	H	W	4-3	Estes	Montas
Totals	1-2	12-23			

YEAR-BY-YEAR SERIES RESULTS

Year	Home	Road	Totals	Year	Home	Road	Totals	Year	Home	Road	Totals
1969	6-3	7-2	13-5	1982	2-4	3-3	5-7	1995	1-3	1-4	2-7
1970	6-3	4-5	10-8	1983	4-2	2-4	6-6	1996	3-3	2-4	5-7
1971	7-2	8-1	15-3	1984	4-2	4-2	8-4	1997	5-1	1-4	6-5
1972	4-2	4-2	8-4	1985	4-2	5-1	9-3	2002	3-0	0-0	3-0
1973	4-2	4-2	8-4	1986	5-1	2-4	7-5	2013	0-0	2-1	2-1
1974	4-2	3-3	7-5	1987	3-3	3-3	6-6	2016	1-1	0-2	1-3
1975	3-3	4-2	7-5	1988	4-2	5-1	9-3	2019	2-1	0-0	2-1
1976	5-1	2-4	7-5	1989	4-2	3-3	7-5	2023	0-0	3-0	3-0
1977	3-2	2-3	5-5	1990	5-1	2-4	7-5	2024	1-2	0-0	1-2
1978	0-5	1-4	1-9	1991	3-3	1-5	4-8	Totals	113-71	85-95	198-166
1979	4-2	2-4	6-6	1992	3-3	2-4	5-7				
1980	2-4	3-3	5-7	1993	5-1	0-6	5-7				
1981	2-1	0-3	2-4	1994	1-2	0-2	1-4				

OPPONENTS



National League East

Citi Field

41 Seaver Way

Flushing, NY 11368

Phone: (718) 507-METS

Media Relations: (718) 565-4330

Owner, Chairman and CEO Steven A. Cohen
 President Sandy Alderson
 General Manager Billy Eppler
 Manager Carlos Mendoza
 89-73 (1 season)
 Senior Director, Communications Ethan Wilson (718) 791-5929
 Director, Communications and Publications Zach Weber (516) 642-6718
 Stadium Citi Field
 Capacity / Opened 41,922 / 2009

SERIES FACTS

Longest A's Winning Streak: 2 (twice), last: June 25-August 19, 2014
Longest Mets Winning Streak: 4 (twice), last: Sept. 25, 2022 to April 16, 2023
Last Mets Series Sweep on the road (3 games): April 14-16, 2023
Last Mets Series Sweep at New York (3 games): June 22-24, 2007
Most Runs in a Game by A's: 10, September 24, 2022 (10-4)
Most Runs in a Game by Mets: 17, April 14, 2023 (17-6)
Widest Margin of Victory by A's: 6, September 24, 2022 (10-4)
Widest Margin of Victory by Mets: 11, April 14, 2023 (17-6)

SERIES BREAKDOWN

	W	L	PCT.
OAK vs. Mets (2005-24)	9	16	.360
Totals (2005-)	9	16	.360
at the Coliseum (2005-23)	4	7	.364
at Citi Field (2011-)	5	6	.455

2025 SCHEDULE

Dates	Site	Times
April 11-13	ATH	7:05, 1:05, 1:05

2024 RECAP

Date	H-A	W-L	Score	Winner	Loser
8/13	A	W	9-4	Adams	Blackburn
8/14	A	L	1-9	Peterson	Estes
8/15	A	W	7-6	Ferguson	Garrett
Totals	2-1	17-19			

YEAR-BY-YEAR SERIES RESULTS

Year	Home	Road	Totals	Year	Home	Road	Totals	Year	Home	Road	Totals
2005	2-1	0-0	2-1	2014	1-1	1-1	2-2	2023	0-3	0-0	0-3
2007	0-0	0-3	0-3	2017	0-0	1-2	1-2	2024	0-0	2-1	2-1
2011	0-0	1-2	1-2	2022	1-2	0-0	1-2	Totals	4-7	5-9	9-16

PHILADELPHIA PHILLIES



National League East

Citizens Bank Park
 One Citizens Bank Way
 Philadelphia, PA 19148
Phone: (215) 463-6000
Press Box: (215) 218-5264

Managing Partner John Middleton
President, Baseball Operations David Dombrowski
Vice President and General Manager Sam Fuld
Manager Rob Thomson
 250-185 (3 seasons)
Vice President, Baseball Communications Kevin Gregg (215) 218-5297
Director, Baseball Communications Chris Ware (215) 218-5245
Coordinator, Baseball Communications Elyssa Kaplan, Dillon Siddiqi
Stadium Citizens Bank Park
Capacity / Opened 42,792 / 2004

SERIES FACTS

Longest A's Winning Streak: 3, June 18, 2005-June 24, 2008
Longest Phillies Winning Streak: 3 (twice), last: June 16-18, 2023
Last Phillies Series Sweep on the road (3 games): June 16-18, 2023
Most Runs in a Game by A's: 18, July 14, 2024 (18-3)
Most Runs in a Game by Phillies: 11, July 13, 2024 (11-5)
Widest Margin of Victory by A's: 15, July 14, 2024 (18-3)
Widest Margin of Victory by Phillies: 6 (twice), last: July 13, 2024 (11-5)

SERIES BREAKDOWN

	W	L	PCT.
OAK vs. Phillies (2003-24)	13	14	.481
Totals (2003-)	13	14	.481
at the Coliseum (2005-2023)	6	6	.500
at Citizens Bank Park (2011-)	6	6	.500

2025 SCHEDULE

Dates	Site	Times
May 23-25	ATH	7:05, 7:05, 1:05

2024 RECAP

Date	H-A	W-L	Score	Winner	Loser
7/12	A	W	6-2	Bido	Suárez
7/13	A	L	5-11	Phillips	Spence
7/14	A	W	18-3	Estes	Mercado
Totals		2-1	29-16		

YEAR-BY-YEAR SERIES RESULTS

Year	Home	Road	Totals
2003	0-0	1-2	1-2
2005	2-1	0-0	2-1
2008	2-1	0-0	2-1
2011	0-0	1-2	1-2

Year	Home	Road	Totals
2014	2-1	0-0	2-1
2017	0-0	2-1	2-1
2022	0-0	1-2	1-2
2023	0-3	0-0	0-3

Year	Home	Road	Totals
2024	0-0	2-1	2-1
Totals	6-6	7-8	13-14

PITTSBURGH PIRATES



National League Central

PNC Park at North Shore

115 Federal Street

Pittsburgh, PA 15212

Phone: (412) 323-5000

Media Relations: (412) 325-4728

Chairman of the Board..... Bob Nutting
 President..... Travis Williams
 General Manager..... Ben Cherington
 Manager..... Derek Shelton
 294-414 (5 seasons)
 Director, Media Relations..... Dan Hart (412) 325-4976
 Stadium..... PNC Park
 Capacity / Opened..... 38,080 / 2001

SERIES FACTS

Longest A's Winning Streak: 11, June 18, 2002 to July 9, 2013
 Longest Pirates Winning Streak: 4, July 10, 2013 to July 3, 2016
 Last A's Series Sweep at home (3 games): April 29-May 1, 2024
 Last A's Series Sweep at Pittsburgh (3 games): June 18-20, 2002
 Last Pirates Series Sweep on the road (3 games): July 1-3, 2016
 Most Runs in a Game by A's: 14 (twice), last: May 3, 2019 (14-1)
 Most Runs in a Game by Pirates: 11, June 12, 2004 (11-12)
 Widest Margin of Victory by A's: 13, May 3, 2019 (14-1)
 Widest Margin of Victory by Pirates: 5, July 10, 2013 (5-0)

SERIES BREAKDOWN

	W	L	PCT.
OAK vs. Pirates (2002-24)	17	7	.708
Totals (2002-)	17	7	.708
at the Coliseum (2004-24)	9	3	.750
at PNC Park (2002-)	8	4	.667

2025 SCHEDULE

Dates	Site	Times
September 19-21	PIT	3:40, 3:40, 10:35

2024 RECAP

Date	H-A	W-L	Score	Winner	Loser
4/29	H	W	5-1	Boyle	Falter
4/30	H	W	5-2	Spence	Keller
5/1	H	W	4-0	Stripling	Priester
Totals		3-0	14-3		

YEAR-BY-YEAR SERIES RESULTS

Year	Home	Road	Totals	Year	Home	Road	Totals	Year	Home	Road	Totals
2002	0-0	3-0	3-0	2013	0-0	2-1	2-1	2023	0-0	2-1	2-1
2004	3-0	0-0	3-0	2016	0-3	0-0	0-3	2024	3-0	0-0	3-0
2010	3-0	0-0	3-0	2019	0-0	1-2	1-2	Totals	9-3	8-4	17-7

ST. LOUIS CARDINALS



National League Central

Busch Stadium

700 Clark Street

St. Louis, MO 63102

Phone: (314) 345-9600

Media Relations: (314) 345-9600

Chairman and Chief Executive Officer..... William O. DeWitt, Jr.
 President..... Bill DeWitt III
 President of Baseball Operations..... John Mozeliak
 Vice President/General Manager..... Michael Girsch
 Manager..... Oli Marmol
 247-239 (3 seasons)
 Director, Communications..... Brian Bartow (314) 345-9313
 Assistant Director, Communications Michael Whitty (314) 345-9877
 Stadium..... Busch Stadium
 Capacity / Opened..... 44,158 / 2006

SERIES FACTS

Longest A's Winning Streak: 6, August 27, 2016 to August 4, 2019
 Longest Cardinals Winning Streak: 4, June 16, 2007-June 19, 2010
 Last Cardinals Series Sweep at St. Louis (3 games): June 15-17 2004
 Most Runs in a Game by A's: 14, June 15, 2007 (14-3)
 Most Runs in a Game by Cardinals: 15, June 16, 2007 (15-6)
 Widest Margin of Victory by A's: 11, June 15, 2007 (14-3)
 Widest Margin of Victory by Cardinals: 9, June 16, 2007 (15-6)

SERIES BREAKDOWN

	W	L	PCT.
OAK vs. Cardinals (2004-24)	12	13	.480
Totals (2004-)	12	13	.480
at the Coliseum (2007-24)	6	5	.545
at Busch Stadium (2010-)	6	5	.545

2025 SCHEDULE

Dates	Site	Times
September 1-3	STL	11:15, 4:45, 4:45

2024 RECAP

Date	H-A	W-L	Score	Winner	Loser
4/15	H	L	1-3	Gray	Stripling
4/16	H	L	2-3	Lynn	Jiménez
4/17	H	W	6-3	Blackburn	Matz
Totals		1-2	9-9		

YEAR-BY-YEAR SERIES RESULTS

Year	Home	Road	Totals	Year	Home	Road	Totals	Year	Home	Road	Totals
2004	0-0	0-3	0-3	2013	2-1	0-0	2-1	2023	0-0	1-2	1-2
2007	1-2	0-0	1-2	2016	0-0	2-1	2-1	2024	1-2	0-0	1-2
2010	0-0	1-2	1-2	2019	2-0	2-0	4-0	Totals	6-5	6-8	12-13

SAN DIEGO PADRES



National League West

PETCO Park

100 Park Boulevard

San Diego, CA 92101

Phone: (619) 795-5000

Media Relations: (619) 795-5265

Chairman Eric Kutsenda
 President, Baseball Operations & General Manager..... A.J. Preller
 Manager Mike Shildt
 345-268 (5 seasons)
 93-69 (1 season with San Diego)
 Director, Media Relations & Baseball Info..... Darren Feeney (617) 787-4134
 Manager, Media Relations & Baseball Info..... J.P. Nolan
 Stadium Petco Park
 Capacity / Opened 39,860 / 2004

SERIES FACTS

Longest A's Winning Streak: 5, June 5, 2000-June 13, 2001
Longest Padres Winning Streak: 6 (twice), last: September 15, 2023 to present
Last A's Series Sweep at home (three games): June 5-7, 2000
Last Padres Series Sweep at San Diego (three games): June 10-12, 2024
Last Padres Series Sweep on the road (three games): September 15-17, 2023
Most Runs in a Game by A's: 16, June 17, 2015 (16-2)
Most Runs in a Game by Padres: 15, June 30, 1997 (15-6)
Widest Margin of Victory by A's: 14, June 17, 2015 (16-2)
Widest Margin of Victory by Padres: 9 (twice), last: September 17, 2023 (10-1)

SERIES BREAKDOWN

	W	L	PCT.
OAK vs. Padres (1997-2024)	26	20	.565
Totals (1997-)	26	20	.565
at the Coliseum (1997-2023)	13	10	.565
at Petco Park (2006-)	8	7	.533

2025 SCHEDULE

Dates	Site	Times
April 7-9	ATH	7:05, 7:05, 12:35

2024 RECAP

Date	H-A	W-L	Score	Winner	Loser
6/10	A	L	1-6	Cease	Estes
6/11	A	L	3-4	Suarez	Alexander
6/12	A	L	4-5	Suarez	Miller
Totals		0-3	8-15		

YEAR-BY-YEAR SERIES RESULTS

Year	Home	Road	Totals	Year	Home	Road	Totals	Year	Home	Road	Totals
1997	1-1	2-0	3-1	2006	0-0	1-2	1-2	2020	1-2	0-0	1-2
1998	2-1	0-0	2-1	2009	0-0	2-1	2-1	2021	1-1	1-1	2-2
1999	0-0	1-2	1-2	2012	2-1	0-0	2-1	2023	0-3	0-0	0-3
2000	3-0	0-0	3-0	2015	1-1	2-0	3-1	2024	0-0	0-3	0-3
2001	0-0	2-1	2-1	2018	2-0	2-0	4-0	Totals	13-10	13-10	26-20

SAN FRANCISCO GIANTS



National League West

Oracle Park

24 Willie Mays Plaza

San Francisco, CA 94107

Phone: (415) 972-2000

Media Relations: (415) 972-2445

President and Chief Executive Officer Laurence M. Baer
 President, Baseball Operations Farhan Zaidi
 General Manager Scott Harris
 Manager Bob Melvin
 1597-1507 (21 seasons)
 80-82 (1 season with San Francisco)
 Vice President, Media Relations Matt Chisholm (415) 972-2441
 Senior Director, Broadcast Communications and Media Operations
 Maria Jacinto (415) 972-2447
 Manager, Media Relations Megan Brown (415) 972-2440
 Stadium Oracle Park
 Capacity / Opened 41,331 / 2000

SERIES FACTS

Longest A's Winning Streak: 7, June 8, 2007-June 27, 2008
 Longest Giants Winning Streak: 6, June 11, 2010-May 22, 2011
 Last A's Series Sweep at home (2 games): July 7-8, 2014
 Last A's Series Sweep at home (3 games): June 17-19, 2011
 Last A's Series Sweep at San Francisco (2 games): June 27-28, 2016
 Last A's Series Sweep at San Francisco (3 games): August 14-16, 2020
 Last Giants Series Sweep on the road (2 games): August 6-7, 2022
 Last Giants Series Sweep on the road (3 games): None
 Last Giants Series Sweep at San Francisco (3 games): July 24-26, 2015
 Most Runs in a Game by A's: 16, June 26, 2005 (16-0)
 Most Runs in a Game by Giants: 18, June 4, 2000 (18-2)
 Widest Margin of Victory by A's: 16, June 26, 2005 (16-0)
 Widest Margin of Victory by Giants: 16, June 4, 2000 (18-2)

SERIES BREAKDOWN

	W	L	PCT.
OAK vs. Giants (1997-2024)	76	72	.514
Totals (1997-)	76	72	.514
at the Coliseum (1997-2024)	42	32	.568
at Oracle Park (2000-)	30	37	.448

2025 SCHEDULE

Dates	Site	Times
May 16-18	SF	7:15, 6:05, 1:05
July 4-6	ATH	7:05, 7:05, 7:05

2024 RECAP

Date	H-A	W-L	Score	Winner	Loser
7/30	A	W	5-2	Sears	Ray
7/31	A	L	0-1	Webb	Stripling
8/17	H	W	2-0	Bido	Birdsong
8/18	H	L	2-4	Walker	Jiménez
Totals	2-2	9-7			

YEAR-BY-YEAR SERIES RESULTS

Year	Home	Road	Totals
1997	1-1	1-1	2-2
1998	0-2	2-0	2-2
1999	2-1	1-2	3-3
2000	2-1	1-2	3-3
2001	2-1	0-3	2-4
2002	2-1	2-1	4-2
2003	2-1	1-2	3-3
2004	1-2	2-1	3-3
2005	3-0	1-2	4-2
2006	1-2	2-1	3-3

Year	Home	Road	Totals
2007	2-1	3-0	5-1
2008	1-2	3-0	4-2
2009	1-2	0-3	1-5
2010	3-0	0-3	3-3
2011	3-0	0-3	3-3
2012	1-2	1-2	2-4
2013	2-0	1-1	3-1
2014	2-0	1-1	3-1
2015	1-2	0-3	1-5
2016	1-1	2-0	3-1

Year	Home	Road	Totals
2017	1-1	1-1	2-2
2018	2-1	2-1	4-2
2019	0-2	1-1	1-3
2020	2-1	3-0	5-1
2021	1-2	1-2	2-4
2022	0-2	1-1	1-3
2023	2-0	0-2	2-2
2024	1-1	1-1	2-2
Totals	42-32	34-40	76-72

OPPONENTS

WASHINGTON NATIONALS



National League East

Nationals Park

1500 South Capitol St., SE

Washington, DC 20003

Phone: (202) 640-7000

Managing Principal Owner Theodore N. Lerner
 President of Baseball Operations and General Manager Mike Rizzo
 Manager Dave Martinez
 463-569 (7 seasons)
 Senior Executive Director, Communications Elizabeth Alexander (202)
 640-7710
 Director, Communications Kyle Brostowitz (202) 640-7439
 Stadium Nationals Park
 Capacity / Opened 41,506 / 2008

SERIES FACTS

Longest A's Winning Streak: 3, May 9-11, 2014
 Longest Nationals Winning Streak: 5, August 31, 2022 to August 13, 2023
 Last A's Series Sweep at home (3 games): May 9-11, 2014
 Last Nationals Series Sweep at Washington (3 games): August 11-13, 2023
 Most Runs in a Game by A's: 10 (three times), last: August 30, 2022 (10-6)
 Most Runs in a Game by Nationals: 13, June 2, 2017 (13-3)
 Widest Margin of Victory by A's: 8 (three times), last: May 11, 2014 (9-1)
 Widest Margin of Victory by Nationals: 10, June 2, 2017 (13-3)

SERIES BREAKDOWN

	W	L	PCT.
OAK vs. Expos (2003)	3	0	1.000
OAK vs. Nationals (2005-24)	7	11	.389
Totals (2003-)	10	11	.476
A's vs. Nationals (2005-)	7	11	.389
at the Coliseum (2003-2024)	9	3	.750
at Nationals Park (2022-)	1	5	.167

2025 SCHEDULE

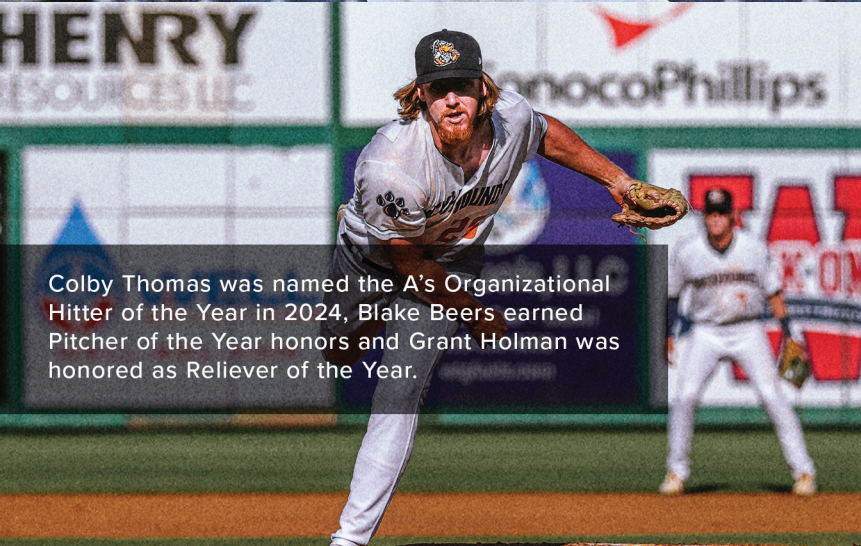
Dates	Site	Times
August 5-7	WSH	3:45, 3:45, 9:05

2024 RECAP

Date	H-A	W-L	Score	Winner	Loser
4/12	H	W	2-1	Kelly	Finnegan
4/13	H	L	1-3	Gore	Boyle
4/14	H	W	7-6	Spence	Law
Totals		2-1	10-10		

YEAR-BY-YEAR SERIES RESULTS

Year	Home	Road	Totals	Year	Home	Road	Totals	Year	Home	Road	Totals
2003	3-0	0-0	3-0	2017	1-2	0-0	1-2	2024	2-1	0-0	2-1
2005	0-0	0-3	0-3	2022	0-0	1-2	1-2	Totals	9-3	1-8	10-11
2014	3-0	0-0	3-0	2023	0-0	0-3	0-3				



Colby Thomas was named the A's Organizational Hitter of the Year in 2024, Blake Beers earned Pitcher of the Year honors and Grant Holman was honored as Reliever of the Year.

PLAYER DEVELOPMENT



ATHLETICS MINOR LEAGUE AFFILIATES

LAS VEGAS AVIATORS (TRIPLE-A)

Las Vegas Ballpark
1650 S. Pavilion Center Drive
Las Vegas, NV 89135
(702) 943-7200
www.aviatorslv.com

League: Pacific Coast

President/CEO: Don Logan

General Manager: Chuck Johnson

Media Relations: Jim Gemma

jpgemma@aviatorslv.com; (702) 943-7226

Manager: Fran Riordan

Pitching Coach: Paul Abbott

Assistant Pitching Coach: Don Schulze

Hitting Coach: Brian McArn

Assistant Hitting Coach: Kevin Kouzmanoff

Athletic Trainers: Dave Comeau, Jacob Routhier

Sport Performance Coach: Steven Thayer



STOCKTON PORTS (SINGLE-A)

Banner Island Ballpark
404 West Fremont Street
Stockton, CA 95203
(209) 644-1900
www.stocktonports.com

League: California

Chairman/CEO: Tom Volpe

President: Pat Filippone

General Manager: Jordan Feneck

Asst. General Manager/Media Relations: Chris Zavaglia

czavaglia@stocktonports.com; (209) 644-1953

Manager: Javier Godard

Pitching Coach: Jim Gott

Hitting Coach: Ron Witmeyer

Assistant Hitting Coach: Luis Baez

Head Athletic Trainer: Audyanna Merrick

Sport Performance Coach: Haley Marquardt



MIDLAND ROCKHOUNDS (DOUBLE-A)

Momentum Bank Ballpark
5514 Champions Drive
Midland, TX 79706
(432) 520-2255
www.midlandrockhounds.org

League: Texas

Principal Owners: Diamond Baseball Holdings

President: Monty Hoppel

General Manager: Shelly Haenggi

Media Relations: Zelyn Zapata

zzapata@midlandrockhounds.org; (432) 520-2255; Bob Hards

Manager: Gregorio Petit

Pitching Coach: Javy Guerra

Hitting Coach: Juan Dilone

Assistant Hitting Coach: Gunnar Buhner

Head Athletic Trainer: Eric Fasth

Athletic Trainer: Rachel Purcell

Sport Performance Coach: Jake Kistaitis



ARIZONA A'S (ROOKIE)

Lew Wolff Training
Complex at Fitch Park
160 E. Athletics Way
Mesa, AZ 85201
(480) 387-5800

League: Arizona Complex

Manager: Tim Esmay

Pitching Coach: Gabriel Ozuna, Rick Rodriguez

Hitting Coaches: Mike Benjamin, Radhame Perez, Adam Rosales

Coach: Craig Conklin

Athletic Trainer: Emily Matlock, Rakhoon "RK" Sung, Yen-Po Wang

Sport Performance Coach: Eduardo Rivera



LANSING LUGNUTS (SINGLE-A ADVANCED)

Jackson Field
505 E. Michigan Ave.
Lansing, MI 48912
(517) 485-4500
www.lansinglugnuts.com

League: Midwest

Owner: Diamond Baseball Holdings

Executive Chairman: Pat Battle

General Manager: Zac Clark

Media Relations: Jesse Goldberg-Strassler

jgoldstrass@lansinglugnuts.com; (517) 485-4500

Manager: Darryl Kennedy

Pitching Coach: Dave Burba

Hitting Coach: Ruben Escalera

Assistant Hitting Coach: Cooper Goldby

Head Athletic Trainer: Noah Huff

Sport Performance Coach: Jonathan Christensen



REGENT ATHLETICS AFFILIATES

Year	Triple-A	Double-A	Single-A			Rookie
1963	Portland	Binghamton	Burlington, Daytona Beach, Lewiston			
1964	Dallas	Birmingham	Burlington, Daytona Beach, Lewiston			Wytheville
Year	Triple-A	Double-A	Single-A	Short Season Single-A		Rookie
1965	Vancouver	Birmingham	Burlington, Leesburg, Lewiston, Shelby			
1966	Vancouver	Mobile	Burlington, Leesburg, Modesto	Lewiston		
1967	Vancouver	Birmingham	Burlington, Leesburg, Peninsula			Gulf Coast
1968	Vancouver	Birmingham	Burlington, Leesburg, Peninsula			Gulf Coast
1969	Iowa	Birmingham	Burlington, Lodi	Tri-City		
1970	Iowa	Birmingham	Burlington	Coos Bay-North Bend		
1971	Iowa	Birmingham	Burlington	Coos Bay-North Bend		
1972	Iowa	Birmingham	Burlington	Coos Bay-North Bend		
1973	Tucson	Birmingham	Burlington	Lewiston		
1974	Tucson	Birmingham	Burlington	Lewiston		
1975	Tucson	Birmingham	Modesto	Boise		
1976	Tucson	Chattanooga	Modesto	Boise		
1977	San Jose	Chattanooga	Modesto			Medicine Hat
1978	Vancouver	Jersey City	Modesto	Bend		
1979	Ogden	Waterbury	Modesto	Medford		
1980	Ogden	West Haven	Modesto	Medford		
1981	Tacoma	West Haven	Modesto	Medford		
1982	Tacoma	West Haven	Modesto, Madison	Medford		Idaho Falls
1983	Tacoma	Albany	Modesto, Madison	Medford		Idaho Falls
1984	Tacoma	Albany-Colonie	Modesto, Madison	Medford		Idaho Falls
1985	Tacoma	Huntsville	Modesto, Madison	Medford		Pocatello
1986	Tacoma	Huntsville	Modesto, Madison	Medford		
1987	Tacoma	Huntsville	Modesto, Madison	Medford		
1988	Tacoma	Huntsville	Modesto, Madison	Southern Oregon		Arizona
1989	Tacoma	Huntsville	Modesto, Madison	Southern Oregon		Arizona
Year	Triple-A	Double-A	Advanced-A	Single-A	Short Season Single-A	Rookie
1990	Tacoma	Huntsville	Modesto	Madison	Southern Oregon	Arizona
1991	Tacoma	Huntsville	Modesto	Madison	Southern Oregon	Arizona
1992	Tacoma	Huntsville	Modesto	Madison	Southern Oregon	Arizona
1993	Tacoma	Huntsville	Modesto	Madison	Southern Oregon	Arizona
1994	Tacoma	Huntsville	Modesto	West Michigan	Southern Oregon	Arizona
1995	Edmonton	Huntsville	Modesto	West Michigan	Southern Oregon	Arizona
1996	Edmonton	Huntsville	Modesto	West Michigan	Southern Oregon	Arizona
1997	Edmonton	Huntsville	Modesto, Visalia		Southern Oregon	Arizona
1998	Edmonton	Huntsville	Modesto, Visalia		Southern Oregon	Arizona
1999	Vancouver	Midland	Modesto, Visalia		Southern Oregon	Arizona
2000	Sacramento	Midland	Modesto, Visalia		Vancouver	Arizona
2001	Sacramento	Midland	Modesto, Visalia		Vancouver	Arizona
2002	Sacramento	Midland	Modesto, Visalia		Vancouver	Arizona
2003	Sacramento	Midland	Modesto	Kane County	Vancouver	Arizona
2004	Sacramento	Midland	Modesto	Kane County	Vancouver	Arizona
2005	Sacramento	Midland	Stockton	Kane County	Vancouver	Arizona
2006	Sacramento	Midland	Stockton	Kane County	Vancouver	Arizona
2007	Sacramento	Midland	Stockton	Kane County	Vancouver	Arizona
2008	Sacramento	Midland	Stockton	Kane County	Vancouver	Arizona
2009	Sacramento	Midland	Stockton	Kane County	Vancouver	Arizona
2010	Sacramento	Midland	Stockton	Kane County	Vancouver	Arizona
2011	Sacramento	Midland	Stockton	Burlington	Vermont	Arizona
2012	Sacramento	Midland	Stockton	Burlington	Vermont	Arizona
2013	Sacramento	Midland	Stockton	Beloit	Vermont	Arizona
2014	Sacramento	Midland	Stockton	Beloit	Vermont	Arizona
2015	Nashville	Midland	Stockton	Beloit	Vermont	Arizona
2016	Nashville	Midland	Stockton	Beloit	Vermont	Arizona
2017	Nashville	Midland	Stockton	Beloit	Vermont	Arizona
2018	Nashville	Midland	Stockton	Beloit	Vermont	Arizona
2019	Las Vegas	Midland	Stockton	Beloit	Vermont	Arizona (2)
2020	Las Vegas	Midland	Stockton	Beloit	Vermont	Arizona (2)

Year	Triple-A	Double-A	Advanced-A	Single-A	Rookie
2021	Las Vegas	Midland	Lansing	Stockton	Arizona
2022	Las Vegas	Midland	Lansing	Stockton	Arizona
2023	Las Vegas	Midland	Lansing	Stockton	Arizona
2024	Las Vegas	Midland	Lansing	Stockton	Arizona

ATHLETICS SCOUTING ASSIGNMENTS

Name	Territory	Resides
Anthony Aliotti	Southern California	Trabuco Canyon, CA
Neil Avent	North Carolina, South Carolina	Charlotte, NC
Fletcher Byrd	Texas (except Houston and El Paso), Oklahoma	Dallas, TX
Jim Coffman	Alaska, Idaho, Montana, Oregon, Washington	Portland, OR
Ruben Escalera	Puerto Rico	Carolina, PR
Tripp Faulk	DC, Delaware, Maryland, Virginia, West Virginia, Eastern Pennsylvania	Richmond, VA
Julio Franco	South Florida	Weston, FL
Ryan Graves	Kansas, Iowa, Nebraska, Western Missouri, Arkansas	
Matt Higginson	Canada, Western New York, Western Pennsylvania	Grimsby, ON
John Mesagno	Illinois, Minnesota, North Dakota, South Dakota, Wisconsin, Eastern Missouri	Lisle, IL
Kelcey Mucker	Louisiana, Mississippi, Houston (Texas)	Denham Springs, LA
Trevor Schaffer	Florida	Belleair, FL
Rich Sparks	Indiana, Kentucky, Michigan, Ohio	Macomb Township, MI
Jemel Spearman	Georgia, North Florida	Cumming, GA
Troy Stewart	Northern California, Northern Nevada	Sacramento, CA
Dillon Tung	Southern California	Los Angeles, CA
Jeff Urlaub	Arizona, Colorado, Southern Nevada, New Mexico, Utah, Wyoming	Phoenix, AZ
Ron Vaughn	New Jersey, New England, Eastern New York	Windsor, CT
Duane Wilson	Alabama, Florida Panhandle, Tennessee	Antioch, TN

DICK BOGARD SCOUT OF THE YEAR

The Dick Bogard Scout of the Year Award was established in 2001 to honor an A's scout for outstanding service to the organization. Bogard was the A's scouting director from 1985-94. During his tenure, the A's signed 61 players who played in the Major Leagues, including Rookies of the Year Walt Weiss and Ben Grieve.

2001 Jim Pransky	2007 Ron Vaughn	2013 Will Schock	2019 Michael Holmes
2002 Billy Owens	2008 Kelcey Mucker	2014 Jim Coffman	2020 Amaury Reyes
2003 Rick Magnante	2009 Yancy Ayres	2015 Neil Avent	2021 Dillon Tung
2004 Julio Franco	2010 Jeff Bittiger	2016 Jemel Spearman	2022 Argenis Paez
2005 Blake Davis	2011 Matt Higginson	2017 Marc Sauer	2023 Scott Kidd
2006 Rich Sparks	2012 Kelcey Mucker	2018 Chris Reilly	2024 Armann Brown

MINOR LEAGUE FIELD STAFF

JIM EPPARD

Minor League Hitting Coordinator

Originally drafted by the A's in the 13th round of the 1982 draft out of Cal, Jim Eppard rejoined the A's in 2016 as the organization's minor league hitting coordinator and has served in that role ever since. Prior to that, he spent two seasons as assistant hitting coordinator for Los Angeles (AL) after serving as the club's hitting coach from May 15, 2012, through the end of the 2013 season.

Before coaching the big league squad, he served as hitting coach at Triple-A Salt Lake for nine-plus seasons from 2003-12. Prior to joining the Angels organization, he spent nine seasons in the Rockies minor league system as hitting coach for Single-A Central Valley (1994) and Triple-A Colorado Springs (2000-02) and as manager at three different Rockies affiliates from 1995-99. In 1997, Eppard led the Short-Season Portland Rockies to a Northwest League Championship and was named Northwest League Manager of the Year.



As a player, he spent 12 years in pro baseball, including four as a Major Leaguer with the Angels and Blue Jays. He hit .281 in 82 career Major League games and is a lifetime .310 hitter in 1,199 minor league games, winning four minor league batting titles in four different leagues.

Jim lives in Rapid City, S.D., with his wife Lou Ann. They have a daughter, Hannah, who works as a hydrogeologist in Tucson, Ariz.

TODD TAKAYOSHI

Minor League Assistant Hitting Coordinator

Todd Takayoshi enters his second year in the role of minor league assistant hitting coordinator after serving as the Triple-A Las Vegas assistant hitting coach in 2023 and Double-A Midland hitting coach in 2022, his first year with the A's organization. He previously worked as a hitting coach in the Cincinnati Reds organization from 2016-21. Prior to that, he was assistant minor league hitting coordinator with the Los Angeles Dodgers from 2013-15. From 2002-12, Takayoshi served as a minor league hitting coach, catching coordinator, hitting coordinator and field coordinator with the Angels organization.

After attending the University of Hawaii at Manoa, Takayoshi played in the Angels organization from 1993-96 and for the Western League Reno Chukars from 1997-98.

He resides in Tacoma, Wash., with his wife, Saori, daughters, Taegan and Taryn, and son, Tommy.




JUAN NAVARRETE

Minor League Infield Coordinator

Juan Navarrete is in his sixth season as the A's minor league infield coordinator after spending three seasons as the minor league defensive coordinator; two seasons as the minor league defensive, baserunning and bunting coordinator; 12 seasons as minor league roving infield instructor; and two years as minor league roving hitting instructor. Navarrete spent the previous seven seasons as a minor league manager and compiled a 390-338 (.536) record during that span. In his first two seasons as a manager for the A's Arizona Rookie League team (1995-97), he earned manager and co-manager of the year honors after guiding the team to first- and second-place finishes, respectively. Navarrete was promoted to Single-A Modesto in 1998 and took over the managerial duties at Single-A Visalia in 1999, where he guided the Oaks to playoff appearances in two of his three seasons.

A former infielder, Navarrete's playing career spanned 21 years (1970-90). He spent the majority of his career with the Saltillo Saraperos of the Mexican League as a player (1970-71; 78-82) and as a player-manager (1983-85). Navarrete was an eight-time All-Star and a member of Saltillo's 1980 championship squad. He also played six seasons in the Montreal organization (1972-77). Navarrete spent his winters in the Mexican-Pacific Winter League (1972-90) and is among the all-time leaders in various statistical categories. In 1998, Navarrete was inducted into the Mexican Baseball Hall of Fame.

Navarrete makes his home in San Tan Valley, Ariz., with his wife, Maria, and two daughters, Airam and Ana.



LLOYD TURNER

Hitting Development Coach

Lloyd Turner enters his 13th season coaching in the A's organization and his third as hitting development coach after serving as a hitting coach in 2021. Prior to managing Beloit in 2019, he filled the role of hitting coach for Vermont (2013, 2016-18) and Beloit (2014-15).

Selected by the A's in the 16th round of the June 2002 draft, Turner spent six years in the Oakland farm system. He concluded his playing career with Lancaster (2008-10) and Camden (2011-12) of the independent Atlantic League.

Turner and his wife, Tara, live in Mesa, Ariz. He has two sons, Chandler and Christian, and a daughter, Cardyn.



MIKE MCFERRAN

Minor League Pitching Coordinator

Mike McFerran takes on the role of minor league pitching coordinator after serving as the A's pitching performance coach in 2024.

Before joining the organization, he was the pitching lab coordinator and director of player development at Wake Forest University from 2021-23. The Demon Deacons had the winningest team in program history in 2023, going 54-12, winning the ACC and earning the No. 1 overall seed in the NCAA tournament. He had 10 pitchers drafted in those three years, including top 10 picks Rhett Lowder and Chase Burns. Prior to his time at Wake Forest, he was the associate head coach, pitching coach, and recruiting coordinator at Skidmore College from 2017-20.

McFerran is originally from Lake George, N.Y. and played collegiatley at Lynn University in Boca Raton, Fla. He received an MBA in Sports Administration.

He and his fiancée Emily reside in Huntington Beach, Calif. during the off-season. She is a physical therapist and biomechanist and they run a pitching lab in Irvine.



CRAIG LEFFERTS

Minor League Assistant Pitching Coordinator

Former Major League pitcher Craig Lefferts enters his third season as minor league assistant pitching coordinator, after spending eight seasons as minor league pitching rehab coordinator. Prior to that, he spent 12 seasons as a pitching coach in Oakland's minor league system with Double-A Midland (2003), Short-Season Vancouver (2004-2010), Single-A Stockton (2011-12), Short-Season Vermont (2013) and Low-A Beloit (2014). Additionally, Lefferts served in the same capacity at Tennessee (2000-02) and Medicine Hat (1999) in the Toronto Blue Jays system.

In his 12-year Major League career, Lefferts compiled a 58-72 record with a 3.43 ERA, which included stints with the Cubs, Padres, Giants, Orioles, Rangers and Angels. A ninth-round selection by the Cubs in 1980, Lefferts made his Major League debut with Chicago in 1983. In 1984, Lefferts posted a career-best 2.13 ERA for the National League West Division champion Padres and tossed 10 scoreless innings in six postseason appearances. He was the winning pitcher in the final two NLCS games against Chicago and earned the save in the Padres only World Series victory against Detroit.

In 1987, Lefferts made 44 appearances for San Francisco, including three scoreless outings in the NLCS against St. Louis. In 1989, he matched Gary Lavelle's team record for saves by a left-handed pitcher with 20 and appeared in five postseason games, making two appearances in the NLCS against Chicago and three against the A's in the World Series. After recording 23 saves in 1991, he was converted to a starter in 1992 and finished 13-9 with a 3.69 ERA in 27 starts for the Padres. Lefferts retired after making 30 appearances for the California Angels during the 1994 season.

Lefferts and his wife, Wendy, reside in Scottsdale, Ariz. They have five children, Brock, Brady, Taylor, Tanner and Lindsay, and four grandchildren, Rowan, Paxton, Jasper and Brooks.



BRONSWELL PATRICK

Pitching Development Coordinator

Bronswell Patrick enters his first season as pitching development coordinator after spending the last two seasons as a pitching coach for Triple-A Las Vegas (2024) and the ACL A's (2023).

Originally drafted by the A's out of high school in the 23rd round of the 1988 First-Year Player Draft, Patrick played for 18 professional seasons and coached for 14 years in affiliated and international baseball before taking on this role with the Athletics. Most recently, he served as pitching coach for the Acereros de Monclova of the Mexican League in 2022.



Patrick made his Major League debut on May 18, 1998, with Milwaukee, appearing in 32 games and compiling a 4.69 ERA. He also pitched six games with San Francisco in 1999. Following his career in affiliated ball, he played internationally in the Mexican League (2001, 03, 05), Korean Baseball Organization (2002), Chinese Professional Baseball League (2005) and Mexican Pacific Winter League (2006-07).

Patrick was born in Greenville, N.C., and currently lives in Tempe, Ariz., with his wife, Marcee. He has three children, Tavian, Jayden and Kilian. Kilian currently plays professional soccer in Mexico.

BRYAN COREY

Minor League Pitching Rehab Coordinator



Bryan Corey serves as minor league pitching rehab coordinator, a role he previously held in 2021. He spent the last two seasons as pitching coach with Las Vegas and was pitching coach for the Arizona A's from 2019-20. Additionally, Corey was pitching coach with Single-A Stockton in 2018 and 2022. Before that, he spent two seasons as pitching coach at Short-Season Vermont (2017) and Single-A Stockton (2018). He also served as a Four Corners scout for Milwaukee (2015-16) and a Major League Advance scout for Cleveland (2013-14).

Originally drafted as a shortstop by Detroit in the 12th round of the 1993 draft, Corey was converted to a pitcher after two pro seasons. He spent the next 18 seasons on the mound, including five years in the majors with Arizona, Los Angeles (NL), Texas, Boston and San Diego, winning a World Series with the Red Sox in 2007.

He also played two seasons in Japan (2004, 2010), winning the Japan Series with Chiba Lotte during his second stint. Additionally, he pitched in both Korea and Taiwan before retiring after the 2012 season.

A native of Thousand Oaks, Calif., Corey resides in Phoenix, Ariz., and has two daughters, Brooke and Blair.

JOHN FOSTER

Minor League Pitching Rehab Coordinator

John Foster joins the A's as minor league pitching rehab coordinator. He previously served as the major league pitching coach for the Chinatrust Brothers in the Chinese Professional Baseball League, from 2018-24, where he won championships in 2021, 2022, and 2024. Foster was drafted by the Atlanta Braves in the 25th round of the 1999 First-Year Player Draft and was 7-2 with a 4.90 ERA in three Major League seasons with Atlanta (2002, 2005) and Milwaukee (2003).

Born and raised in Stockton, Calif., Foster attended Lewis-Clark State College. He resides in Nosara, Costa Rica, with his wife, Anisha, and children, Autumn, Phoenix, and Rio.

GABRIEL ORTIZ

Minor League Catching Coordinator



Gabriel Ortiz enters his sixth season as minor league catching coordinator and his 19th with the A's organization, which includes five years as a player.

He joined the organization at 20 years old and spent five seasons as a catcher in the A's system. He reached as high as Double-A Midland and was a career .238 hitter with eight homers in 146 games.

Ortiz resides in Gilbert, Ariz., with his wife, Gerri, and children, Gabriel Jr., Gavin and Genevieve.

FRANKLIN FONT

Roving Coach

Franklin Font enters his first season as roving coach after spending the previous two seasons as Arizona infield coach. He joined the A's in 2022 as manager of Single-A Stockton.

Font comes to the A's after spending 20 seasons in various coaching roles with the Chicago Cubs organization. From 2013-20, he served as a Major League staff assistant following a one-year stint as assistant hitting coach with the Major League team.

Font was signed as a non-drafted free agent by the Cubs in 1995 and played in six minor league seasons with the club.

Born in Caracas, Venezuela, Font resides in Mesa, Ariz., with his wife, Maria. He has three children, Veronica, Benjamin and Balentine, and one grandson, Franklin Jr.



ALEX HUGO

Roving Instructor

Alex Hugo enters her third season as Minor League Roving Instructor. Hugo competed collegiately at both the University of Kansas and University of Georgia (2012-16), earning First-Team All-American Honors. She was a 2014 SEC Tournament Champion and 2014 NCAA Division I home run leader as a member of the Bulldogs.

Hugo was a gold medalist at the 2019 Pan-American games in Aguascalientes, Mexico as a member of the USA Women's National Baseball Team. She was named the 2019 and 2024 USA Sportswoman of the Year through USA Baseball.



VERONICA ALVAREZ

Coordinator of Player Development, Latin America

Veronica Alvarez enters her third season as the coordinator of player development, Latin America. She joined the A's in 2019, beginning as a coach in Spring Training and taking on the role of a roving instructor, primarily working with catchers. She also served as acting manager for Double-A Lansing for six games in 2022.

After a four-year collegiate softball career at Villanova University, Alvarez returned to baseball as a catcher on the USA Baseball Women's National Team (2008-15) and won a gold medal at the 2015 Pan-American Games. At the conclusion of her playing career, she joined the WNT coaching staff as an assistant, and in 2019, Alvarez was named the manager of the team, a position she still holds.

In addition to her role with the National Team, Alvarez works with MLB Develops, coaching at youth development events, with a focus on girls baseball. Prior to working full time in professional baseball, she was a firefighter-paramedic for the City of Hollywood (Fla.) for eight years.

Born and raised in Miami, Alvarez is a first-generation Cuban American and is fully bilingual. She currently lives in Denver with her wife, Hayley, and their Great Dane, Biggie Smalls.




NICK VOELKER

Minor League Medical Coordinator

In his eighth season with the Athletics Nick Voelker takes on the role of minor league medical coordinator after serving as Latin American medical coordinator for the previous two seasons. Prior to that, he was the athletic trainer for Double-A Midland from 2019-22. He spent his first season with the A's in 2018 at the Dominican Republic academy.

Voelker is a graduate of the University of Central Florida (2017) & the University of Indianapolis (2014). He currently resides in Scottsdale, Ariz., with his wife, Cayla.



JAVIER ALVIDREZ

Minor League Athletic Training Coordinator

Javier Alvidrez takes on the role of minor league athletic training coordinator after spending the previous two years as minor league rehab coordinator and the five prior seasons as Latin American Medical Coordinator for the Athletics. This is his second stint in the A's organization, having served as a minor league athletic trainer for eight seasons (2000-07), making stops with the AZL Athletics (2000-03), Single-A Modesto (2004) and Double-A Midland (2005-07). He then spent five seasons in the New York Yankees system (2008-12) as the Minor League Assistant Strength and Conditioning Coordinator/Latin America Athletic Training Coordinator and five with Seattle as the Mariners Latin America Athletic Training Coordinator (2013-17). He also worked as the Head Athletic Trainer with the Leones del Escogido, Dominican Winter League (2005-06).

A native of El Paso, Texas, Alvidrez resides in Peoria, Arizona, with his wife, Faviola, and their two daughters, Victoria and Emilia.



ADAM DEVERY

Minor League Rehab Coordinator

Adam Devery joins the A's as minor league rehab coordinator. From 2021-24, he was with the New York Mets as the Single-A head trainer (2024), reconditioning athletic trainer (2023), the Florida Complex League trainer (2022), and a Dominican Summer League trainer (2021).

Devery graduated from the University of Evansville in 2019 and worked in Evansville, Ind., as a physical therapist assistant and a high school athletic trainer before joining the Mets.



BRITTANY BILODEAU

Minor League Physical Therapist

Brittany Bilodeau returns as minor league physical therapist, her fourth season in the role. Prior to joining the A's she spent a year as a rehab intern with the Chicago Cubs and served as head physical therapist at Barwis Performance Center in Port Saint Lucie, Fla., before working in baseball.

Bilodeau graduated from the University of Scranton with a B.S. in Exercise Science in 2016 with Magna Cum Laude Honors and earned her Doctorate of Physical Therapy with Honors from Nova Southeastern University in 2020.

She currently resides in Gilbert, Ariz.



MATT MOSIMAN

Minor League Sport Performance Coordinator

Matt Mosiman enters his second season in the role of minor league sport performance coordinator after spending the previous two seasons as sport performance coach at Triple-A Las Vegas. Prior to that, he spent 2017 with the Dominican Summer League A's, 2018-19 with Single-A Stockton and 2021 with Double-A Midland.

Prior to joining the A's, Mosiman interned with Notre Dame, New Mexico State University and the University of Wisconsin, La Crosse. A graduate of La Crosse, Mosiman earned both his bachelor's and master's degrees from the institution.

Mosiman grew up in Oregon, Wis., and lives overseas in the offseason.



NATHANIEL PENARANDA

Minor League Assistant Sport Performance Coordinator

Nathaniel Penaranda enters his first season as minor league assistant sport performance coordinator after serving as the sport performance coach for Single-A Stockton (2023-24) and the Arizona A's (2021-22). Prior to that, he spent three years as a sports performance specialist for Grand Canyon University, where he oversaw the strength and conditioning programs for the men's soccer, beach volleyball, and swim and dive teams. Prior to his time with GCU, he served as assistant strength coach for the University of Portland following stints at USC and TCU as a sports performance intern.

A native of Vancouver, Wash., Penaranda attended Western Oregon University in Monmouth, Ore., where he played football. He has a master's degree from Grand Canyon University, along with five certifications in the strength and conditioning field.



DEREK CLOVIS

Sport Performance Rehab Coordinator

Derek Clovis enters his fourth season as sport performance rehab coordinator for the A's after spending the previous four seasons with the Arizona Diamondbacks, serving as a strength coach at various levels of their minor league system, including a stint with the Amarillo Sod Poodles in 2021.

Before working in professional baseball, he coached at Seattle University. Clovis earned his bachelor's degree from Whitman College (Wash.), where he played baseball and majored in history. He then attended the University of Miami (Fla.) and earned a masters degree in exercise physiology with concentrations in strength and conditioning and nutrition.

Born and raised in Seattle, Wash., Clovis now lives in Scottsdale, Ariz., with his wife, Daniela Giralt.



ED GITLITZ

Minor League Technology and Development Manager

Ed Gitlitz enters his ninth season as the Manager, Minor League Technology and Development. He previously worked as a video intern with the Milwaukee Brewers (2011), Toronto Blue Jays (2012), Los Angeles Dodgers (2013-2014), Arizona Diamondbacks (2015) and as Logger, Trainer, and Quality Assurance - Baseball with Synergy Sports Tech (2016) before joining the A's.

Gitlitz is a dual major from SUNY Cortland with a BA in Political Science and Sports Management and a MS in Sports Management.

Originally from New City, N.Y., Gitlitz resides in Gilbert, Ariz., with his wife, Kristin; daughter, Rebecca; son, Jason; and dog, Kevin.



CHAD HUSS

Head Groundskeeper, Arizona

Chad Huss enters his 27th season in the Athletics organization as the Arizona head groundskeeper. Prior to joining the A's organization, Huss worked for the Wisconsin Timber Rattlers of the Midwest League from 1995-1997. During his time with the Timber Rattlers, Huss was named Midwest League Groundskeeper of the Year in 1996 and 1997.

Originally from Kaukauna, Wis., Huss was a two-sport athlete in high school before going on to play college basketball at UW Fox Valley. His basketball coach was former MLB crew chief Gerry Davis. Davis helped him start his baseball groundskeeping career with the Timber Rattlers.

He currently lives in Chandler, Ariz., with his wife, Laurisa, and three daughters, Katelyn, Ava and Alexis.



FRAN RIORDAN

Manager



Fran Riordan enters his 11th season as manager in the A's organization, his seventh at Triple-A Las Vegas. He set the Las Vegas franchise record for career wins as a manager in 2024 and now has 368 wins at the helm of the Aviators. Riordan also managed at Single-A Beloit from 2015-16, Double-A Midland in 2017 and Triple-Nashville in 2018 before the A's Triple-A affiliate moved to Las Vegas.

Prior to joining the A's organization, he spent four seasons as manager of the Florence Freedom of the Frontier League of Professional Baseball. He led the team to two playoff berths and is second all-time in Frontier League wins with 625. Before joining Florence, Riordan managed the Northern League's Lake County Fielders (2010) and Kalamazoo Kings (2004-09), leading the Kings to the 2005 Frontier League title. He also served as a player-manager in the Frontier League from 2000-02, leading the Richmond Roosters to back-to-back league championships in 2001 and 2002.

Riordan made his professional baseball debut in 1997 after playing collegiately at Allegheny College, and enjoyed a seven-year playing career. He resides in Buffalo, N.Y., with his wife, Cassie, and children, Brooke, Sadie and Trent.

MANAGERIAL RECORD

Year	Team	League	Record	Finish
2000	Dubuois County	Frontier League (Independent)	35-47	5th
2001	Richmond	Frontier League (Independent)	49-35	2nd
2002	Richmond	Frontier League (Independent)	53-31	2nd
2004	Kalamazoo	Frontier League (Independent)	51-45	3rd
2005	Kalamazoo	Frontier League (Independent)	53-43	1st
2006	Kalamazoo	Frontier League (Independent)	47-49	4th
2007	Kalamazoo	Frontier League (Independent)	51-45	3rd
2008	Kalamazoo	Frontier League (Independent)	60-36	1st
2009	Kalamazoo	Frontier League (Independent)	58-38	1st
2010	Lake County	Northern League (Independent)	41-59	7th
2011	Florence	Frontier League (Independent)	39-57	6th
2012	Florence	Frontier League (Independent)	57-39	2nd
2013	Florence	Frontier League (Independent)	53-43	3rd
2014	Florence	Frontier League (Independent)	41-55	5th
2015	Beloit (A)	Midwest League	55-84	7th/5th
2016	Beloit (A)	Midwest League	59-80	6th/8th
2017	Midland	Texas League	67-71	2nd/3rd
2018	Nashville	Pacific Coast League	72-68	2nd
2019	Las Vegas	Pacific Coast League	83-57	1st
2020	Las Vegas	Pacific Coast League	Season Canceled	-
2021	Las Vegas	Triple-A West	65-61	3rd
2022	Las Vegas	Pacific Coast League	71-79	7th/3rd
2023	Las Vegas	Pacific Coast League	75-74	5th/3rd
2024	Las Vegas	Pacific Coast League	74-75	3rd/4th
Totals			1309-1271	

2005 Playoffs: Defeated Rockford 3 games to 1 in the semifinals; defeated Chillicothe 3 games to 2 in finals
2008 Playoffs: Defeated Gateway 3 games to 1 in the semifinals; defeated by Windy City 3 games to 0 in finals

2009 Playoffs: Defeated by Lake Erie 3 games to 2 in the semifinals

2012 Playoffs: Defeated Gateway 3 games to 2 in the semifinals; defeated by Southern Illinois 3 games to 1 in the finals

2013 Playoffs: Defeated by Schaumburg 3 games to 0 in the semifinals

2017 Playoffs: Defeated San Antonio 3 games to 2 in the semifinals; defeated Tulsa 3 games to 2 in the finals

2019 Playoffs: Defeated by Sacramento 3 games to 2 in the semifinals

PAUL ABBOTT

Pitching Coach

Paul Abbott joins the Aviators as pitching coach in his second season in the A's organization. He served in the same role for Midland last season after serving as a pitching coach at various levels of the Boston Red Sox organization over the previous 13 seasons. He most recently spent three years with the Triple-A Worcester Red Sox from 2021-23. Prior to that, he coached with the Short-Season Lowell Spinners (2011-12), Single-A Greenville Drive (2013-14), High-A Salem Red Sox (2015-17), Double-A Portland Sea Dogs (2018-19), and Triple-A Pawtucket Red Sox (2020).

Originally drafted by the Minnesota Twins in the third round of the 1985 First-Year Player Draft, Abbott played in parts of 11 seasons for the Twins (1990-92), Cleveland Indians (1993), Seattle Mariners (1998-2002), Kansas City Royals (2003), Tampa Bay Devil Rays (2004) and Philadelphia Phillies (2004).

Abbott's son Trey was drafted by the A's in the 36th round of the 2007 First-Year Player Draft. His son Lance played baseball at Sacramento State and in the Mariners organization in 2010.



DON SCHULZE

Assistant Pitching Coach

Don Schulze takes on the role of assistant pitching coach with Las Vegas after spending the previous four seasons as pitching coach with High-A Lansing. It is his 20th season overall as a coach in the A's system. A former first-round pick of the Chicago Cubs in 1980, Schulze began his coaching career with the A's rookie-level affiliate in 2006. Since then, he has served as the pitching coach with Kane County (2007-08), Stockton (2009-10), Midland (2011-14, 17), Nashville (2015) and Beloit (2016, 2018-20).

The former Major League pitcher compiled a 15-25 record and 5.47 ERA while playing for the Cubs (1983-84), Indians (1984-86), Mets (1987), Yankees (1989) and Padres (1989). From 1990-92, Schulze pitched for the Orix Blue Wave in Japan. He then closed out his playing career in 1993 with Baltimore's Triple-A affiliate.

Schulze makes his offseason home in Dixon, Ill., with his wife, Jeanne, and daughters, Sarah and Madeline.



BRIAN MCARN

Hitting Coach

Brian McArn will serve as hitting coach for the Aviators for the fourth straight year after serving as assistant hitting coach with Las Vegas in 2021. He previously spent three seasons as the Stockton hitting coach. This year is his 27th season as a coach in the A's system, having previously coached for Stockton (2011-12, 2014-15), Midland (2004, 2013, 2016-17), Sacramento (2005-10) and the A's former Single-A affiliate in Modesto (1998-2003).

Prior to joining the A's organization, McArn spent one season as the hitting coach for the Single-A Vermont Expos in the New York-Penn League. McArn began his coaching career at American River Junior College in Sacramento, where he served as an assistant coach.

Selected in the 26th round of the 1991 June draft, McArn spent two seasons in the A's organization before injuries ended his career in 1992.

McArn makes his offseason home in Elk Grove, Calif., with his wife, Cancy, and four children: Brian, Bryson, Brevon and Braydon.



KEVIN KOUZMANOFF

Assistant Hitting Coach

Kevin Kouzmanoff enters his seventh season as a professional hitting coach, his first with Las Vegas. He spent last year as hitting coach with Lansing, two seasons as hitting coach for Low-A Stockton (2022-23), one year with Double-A Midland (2021) and made his coaching debut with Short-Season Vermont (2019). He joined the A's organization after spending the 2018 season as an assistant coach with Metropolitan State University of Denver.

The former Major Leaguer was a career .257 hitter with 87 homers and 371 RBI in seven seasons while playing for Cleveland (2006), San Diego (2007-09), Oakland (2010-11), Colorado (2011) and Texas (2014).

A native of Denver, Colo., Kouzmanoff makes his offseason home in Denver.



DAVE COMEAU

Athletic Trainer

Dave Comeau enters his third season as an athletic trainer for Las Vegas. He spent the 2022 season as a trainer with the Florida Complex League Yankees, after serving as a trainer at various levels of the Braves organization for seven seasons.

With Atlanta, Comeau was the athletic trainer for the FCL Braves (2021), infection control prevention coordinator (2020), trainer for the High-A affiliate (2017-19) and trainer with the Rookie-level affiliate (2015-16). Prior to that, he served as an assistant athletic trainer for High-A Salem in the Red Sox Organization (2012).

A graduate of Endicott College (Mass.), Comeau received his master's in injury prevention and performance enhancement from California University of Pennsylvania in 2015. He currently resides in Tampa, Fla., with his wife, Anna, and son, Luca.



JAKE ROUTHIER

Athletic Trainer

Jake Routhier continues for the second season in his role as athletic trainer for Las Vegas, a role he previously held for Midland (2023), Lansing (2022), Stockton (2021) and in the Dominican Summer League (2019).

Prior to joining the A's, Routhier worked as an intern for the New York Yankees and the Arizona Diamondbacks. He is a graduate of the University of Connecticut and currently resides in Fairfield, Conn.



STEVEN THAYER

Sport Performance Coach

Steven Thayer enters his second season with the Aviators as sport performance coach, after spending 2023 in the same role for Lansing and 2022 in Stockton. Prior to joining the A's he served as sports performance coach in the Dominican Summer League for the San Francisco Giants.

Before his time in professional baseball, Thayer oversaw strength and conditioning programs for multiple varsity sports at Mater Dei High School. Additionally, Thayer spent time as an assistant strength coach for the Michigan State basketball and volleyball teams and as an intern with UC Berkeley football.

A native of San Ramon, Calif., Thayer graduated from Cal Poly, San Luis Obispo, and has a master's degree in kinesiology from Michigan State University. He holds nine certifications in the strength and conditioning field.



GREGORIO PETIT

Manager

Gregorio Petit continues as manager for Midland, his second season with the RockHounds and his third season managing in the A's organization. He served in the same capacity in Stockton in 2023. Following an 18-year professional career, Petit was named manager at Double-A Corpus Christi in the Astros organization, a role he held through 2022.

Petit was signed by the A's in 2001 and made his Major League debut with Oakland in 2008. He was traded to the Texas Rangers for Edwar Ramirez in 2010 and would go on to play for Houston (2014), New York-AL (2015), Los Angeles-AL (2016) and Minnesota (2018). Petit batted .249 with four homers and 35 RBI across six big league seasons.

Born in Ocumare del Tuy, Venezuela, Petit resides in Houston with his wife, Yessica, his daughter, Greysca, and sons, Benjamin and Sebastian.



MANAGERIAL RECORD

Year	Team	League	Record	Finish
2021	Corpus Christi	Double-A Central	54-65	5th
2022	Corpus Christi	Texas League	63-74	5th
2023	Stockton	California League	50-82	4th/4th
2024	Midland	Texas League	84-54	2nd/1st
Totals			167-221	

2024 Playoffs: Defeated Frisco 2 games to 1 in the semifinals; lost to Arkansas 2 games to 1 in the finals

JAVY GUERRA

Pitching Coach

Javy Guerra joins the A's as pitching coach for Double-A Midland. He was drafted by the Los Angeles Dodgers out of high school in 2004 and won a World Series with the Washington Nationals in 2019. Over 11 Major League seasons with Los Angeles-NL (2011-13), Chicago White-AL (2014-15), Los Angeles-AL (2016), Miami (2018), Toronto (2019), and Washington (2019-21), he was 11-13 with a 3.98 ERA.

After 20 professional seasons, he recently retired and resides in Scottsdale, Ariz., with his wife and three kids.



JUAN DILONE

Hitting Coach

Juan Dilone enters his fifth season with the Midland staff, his second as hitting coach, after serving three seasons as assistant hitting coach. He is in his 30th season in the A's organization, which includes 24 years as a coach and instructor and six as a player.

Dilone's first coaching assignment was in 2002 as hitting coach at Single-A Visalia. He also had one-year stints at Short-Season Vancouver (2003) and the A's entry in the Arizona Rookie League (2004) before spending four seasons as coordinator of Dominican instruction (2005-09). Dilone then spent seven more seasons as hitting coach for the A's rookie league club (2009-15) before spending four seasons with Single-A Beloit as hitting coach (2016-19).

Dilone signed a free agent contract with the A's in 1990 and spent six seasons (1991-94; 96-97) in the A's farm system. A former infielder, Dilone spent his final two seasons at Single-A Modesto, where he batted a career-best .265 with 14 home runs in 1996.

A native of Santo Domingo, Dominican Republic, Dilone makes his offseason home in Higüey, Dominican Republic, with his wife, Evelyn, and children, Jhonssei and Emelyn.



GUNNAR BUHNER

Assistant Hitting Coach

Gunnar Buhner enters his third season with the A's, his first with Double-A Midland. He spent the previous two seasons with the Dominican Summer League A's as a hitting, infield, and outfield coach.

Prior to his time with the A's, Buhner attended Lewis-Clark State College and was a two-time national champion with fellow A's coach Cooper Goldby. Following his collegiate career, he signed with Philadelphia and played one season of affiliated ball, followed by four seasons of independent baseball.

Buhner resides in Boerne, Texas.



ERIC FASTH

Athletic Trainer

Eric Fasth enters his fifth season with the A's, his second with Double-A Midland. He previously served as head athletic trainer for High-A Lansing (2023) and Low-A Stockton (2022) and as assistant athletic trainer for Triple-A Las Vegas (2021).

In 2024, Fasth was selected by his peers as the Texas League Athletic Trainer of the Year.

Prior to joining the Athletics, Fasth worked with the women's ice hockey and rowing teams as assistant athletic trainer at College of the Holy Cross from 2019-21, following stints with the Boston Red Sox and Arizona Diamondbacks organizations.

The Boise, Idaho, native graduated with a bachelor's degree from Linfield College (Ore.) and a master's degree from California University of Pennsylvania. He currently resides in Broomfield, Colo.



RACHEL PURCELL

Athletic Trainer

Rachel Purcell joins the Midland staff in her third season in the A's organization. She spent two seasons with the Arizona A's, spending 2024 as athletic trainer after serving as assistant athletic trainer in 2023. She spent the previous two seasons with the Texas Rangers organization, most recently with the Down East Wood Ducks.

Raised in Mission, Viejo, Calif., Purcell attended Seattle University and completed her M.S. in athletic training at California Baptist University. She currently resides in Scottsdale, Ariz.



JAKE KISTAITIS

Sport Performance Coach

Jake Kistaitis enters his fourth season with the A's and his second as sport performance coach for Midland. He spent the 2023 season in the same capacity for the Arizona A's after spending 2022 as a Strength and Conditioning Coach in the Dominican Republic, where he oversaw the strength and conditioning program for the organization's academy. Prior to his work with the A's he served as a strength coach in Omaha, Neb., where he would work with athletes ranging in age from pre-teen to college.

A native of Omaha, Neb., Kistaitis attended Metropolitan State University in Denver, Colo., where he played baseball. He has his Bachelor's Degree in Exercise Science in addition to his Strength and Conditioning Specialist certification.



DARRYL KENNEDY

Manager

Darryl Kennedy takes on the role of manager for Lansing in his second season with the A's organization. He spent last season as assistant hitting coach for Double-A Midland. Prior to joining the A's, he served as the bench coach for the KBO Hanwha Eagles from 2021-23.



For 12 years, Kennedy coached at multiple levels of the Kansas City Royals organization, serving as manager of the Rookie-level Burlington Royals (2007), Advanced-Rookie Idaho Falls Chukars (2009), AZL Royals (2010-13, 2015-17), High-A Wilmington Blue Rocks (2008, 2014, 2018) and Double-A NW Arkansas Naturals (2019). Prior to that, he managed the GCL Rangers (1998-2000), Single-A Port Charlotte Rangers (2001-02), High-A Spokane Indians (2003-04) and Double-A Frisco RoughRiders (2005-06) in the Texas Rangers organization.

Originally drafted by the Rangers in the 37th round of the 1991 First-Year Player Draft out of the University of North Florida, Kennedy played in six minor league seasons with the Texas and San Francisco organizations.

Kennedy currently resides in Surprise, Ariz., with his wife, Beth, and three children: Cade, Ehma and Cort.

MANAGERIAL RECORD

Year	Team	League	Record	Finish
1998	Rangers	Gulf Coast League	34-26	1st
1999	Rangers	Gulf Coast League	37-23	1st
2000	Rangers	Gulf Coast League	38-18	1st
2001	Port Charlotte	Florida State League	67-70	5th
2002	Port Charlotte	Florida State League	84-56	1st
2003	Spokane	Northwest League	50-26	1st
2004	Spokane	Northwest League	41-35	2nd
2005	Frisco	Texas League	58-82	4th
2006	Frisco	Texas League	72-68	3rd
2007	Burlington	Appalachian League	38-30	2nd
2008	Wilmington	Carolina League	69-71	2nd
2009	Idaho Falls	Pioneer League	43-31	2nd
2010	Royals	Arizona League	31-25	2nd
2011	Royals	Arizona League	22-34	4th
2012	Royals	Arizona League	23-32	3rd
2013	Royals	Arizona League	22-33	4th
2014	Wilmington	Carolina League	61-78	4th
2015	Royals	Arizona League	40-16	1st
2016	Royals	Arizona League	31-24	1st
2017	Royals	Arizona League	26-30	4th
2018	Wilmington	Carolina League	68-72	3rd
2019	Northwest Arkansas	Texas League	57-81	4th
Totals			1012-961	

2015 Playoffs: Lost to White Sox 1 game to 0 in the semifinals.

2016 Playoffs: Lost to Angels 1 game to 0 in the semifinals.

DAVE BURBA

Pitching Coach

Dave Burba serves as pitching coach in his first season with Lansing, after spending 2024 as assistant pitching coach for the Arizona Athletics. He previously spent 13 seasons as a pitching coach at various levels of the Colorado Rockies organization, most recently as pitching coach for the ACL Rockies. Prior to joining the ACL team, he served in the same role for Short-Season Tri-City (2011-12), High-A Modesto (2013-14), Double-A Hartford/New Britain (2015-17) and High-A Lancaster (2018-19).

Originally selected by the Seattle Mariners out of Ohio State University in the second round of the 1987 First-Year Player Draft, Burba went 115=87 with a 4.49 ERA in 511 Major League games with the Mariners (1990-91), San Francisco Giants (1992-95, 2004), Cincinnati Reds (1995-97), Cleveland Indians (1998-2002), Texas Rangers (2002) and Milwaukee Brewers (2003-04).

Burba and his wife Star have three children: a daughter, Madison, and sons, Dylan and Dawson.




RUBEN ESCALERA

Hitting Coach

Ruben Escalera was promoted to hitting coach for Lansing after spending last season as assistant pitching coach for the Lugnuts and 2023 as the hitting coach for Single-A Stockton. Throughout his 29-year career as a coach in the A's system, he has served as a scout in Puerto Rico, an instructor at the A's academy in the Dominican Republic and, most recently, he spent seven seasons as a hitting coach with the Arizona A's (2016-2022), after managing the club from 2002-08 and 2014-15. In 2005, he was named Manager of the Year for the Arizona League.

Escalera signed as a free agent with the Brewers in 1984 and played 10 professional seasons in the Milwaukee and Cincinnati organizations, as well as the Mexican Professional League. During his 12 years playing winter ball in Puerto Rico, Escalera played on the 1995 Caribbean Series champion "Puerto Rican Dream Team" alongside Roberto Alomar, Bernie Williams, Juan Gonzalez, Edgar Martinez and Carlos Delgado.

Born in San Juan, Puerto Rico, Escalera makes his home in Carolina, Puerto Rico, with his wife Maryann Martinez, and their children, Jania, Karlee and Karilyns.



COOPER GOLDBY

Assistant Hitting Coach

Cooper Goldby takes on the role of assistant hitting coach for High-A Lansing after spending the previous two seasons as manager with the Dominican Summer League A's. He began his coaching career as the assistant hitting coach for Low-A Stockton in 2022.

Goldby was drafted by the A's in the 35th round of the 2017 First-Year Player Draft out of Lewis-Clark State College in Lewiston, Idaho. He played three seasons in the A's minor league system from 2017-19.

Goldby was born in Yuba City, Calif., and is a graduate of Yuba City High School.



NOAH HUFF

Head Athletic Trainer

Noah Huff enters his sixth season with the Athletics and his second as head athletic trainer with Lansing. He previously served in the same role with Stockton (2023), the Arizona A's (2022) and at the A's Dominican Complex (2020-21). Prior to joining the Athletics, Huff interned with the Kansas City Royals.



Huff is from Cape Girardeau, Mo., and he attended the University of Mary in Bismarck, N.D., where he wrestled and studied athletic training. He currently resides in Bemidji, Minn., with his wife, Hannah.

JONATHAN CHRISTENSEN

Sport Performance Coach

Jonathan Christensen returns as sports performance coach for Lansing in his second year with the A's. He previously worked as an assistant strength and conditioning coach with the Boston Red Sox in 2022 and the Milwaukee Brewers in 2023.

Prior to working in professional baseball Christensen worked as both a Fitness Facility Director and Health Educator with the U.S. Army for four years. He resides in Norman, Okla., with his wife, Callie, and their golden retriever, Lincoln.



STOCKTON PORTS STAFF

JAVIER GODARD

Manager

Javier Godard returns to Stockton as manager for the second year after serving as hitting coach for Midland in 2023 and Lansing from 2021-22. He began his professional coaching career as a member of the Stockton staff in 2019 and was named hitting coach for Beloit in 2020, prior to the cancellation of the minor league season.

Originally signed as an international free agent on Jan. 30, 2013, by the Oakland A's, Godard went on to play six seasons of affiliated baseball with the club. He played three years in the Dominican Summer League before coming to the United States in 2016. His best season came in 2015 when he batted .277 with 16 doubles and 22 RBI in 59 games for the DSL A's.

Godard was born in Baruta, Venezuela. He is married to Johanna.



MANAGERIAL RECORD

Year	Team	League	Record	Finish
2024	Stockton	California League	46-84	4th/4th
Totals			46-84	

JIM GOTT

Pitching Coach

Jim Gott joins Stockton as pitching coach after serving in the same capacity for the Arizona A's in 2024 and the A's DSL affiliate in 2023. Prior to that, he was a pitching coach in the MLB Draft League for State College (2022) and Williamsport (2021).

Gott served as bullpen coach for the Philadelphia Phillies from 2018-20. He previously worked in the Los Angeles Angels organization as a pitching coach for their Arizona League affiliate (2011) and as minor league pitching coordinator (2012-17).

Originally drafted by the St. Louis Cardinals out of San Marino High School in the fourth round of the 1977 First-Year Player Draft, Gott was then selected as the first pick of the Rule 5 Draft by the Toronto Blue Jays in 1981. Over a 14-year Major League career, he went 56-74 with 91 saves and a 3.87 ERA in 554 games with the Blue Jays (1982-84), San Francisco Giants (1985-87), Pittsburgh Pirates (1987-89, 1995) and Los Angeles Dodgers (1990-94).

Gott lives in Altadena, Calif., with his wife of 34 years, Cathy. He has six children—Jenise, Chris, Ryan, Tyler, Danny and Nicholas—and three grandchildren—Barron, Hunter and Hannah.



RON WITMEYER

Hitting Coach

Ron Witmeyer returns for his second season as hitting coach for Stockton, a role he previously held in Lansing in 2023. Originally drafted by the A's in the seventh round of the 1988 First-Year Player Draft, he has coached at every level of baseball since the end of his five-year playing career, including multiple stops at the collegiate level.

His coaching career began at Stanford University, his alma mater, in 1994, followed by stints as head coach at City College of San Francisco and as an assistant coach at California. In 2007, Witmeyer opened the first of two Frozen Ropes San Diego Baseball and Softball Training Centers, and from 2015-20, he was also the head coach at the Bishop's School in La Jolla, where he coached his sons Clay—a recent Washington University Business School graduate— and Tommy—currently a sophomore in the business school at Santa Clara University—throughout their high school baseball careers.

In 2021, Witmeyer was the manager of the independent Martinez Sturgeon, and most recently, he served as head coach at Marymount California University for the 2021-22 season.

Witmeyer's college career was highlighted by back-to-back College World Series Championships at Stanford in 1987-88. After being drafted by the A's, he made his Major League debut in 1991. He resides in San Diego, Calif.



LUIS BAEZ

Assistant Hitting Coach

Luis Baez serves as assistant hitting coach with Stockton for the second straight season, a role he previously held in Lansing in 2023. He began his coaching career with the A's in 2018 as an infield coach in the Dominican Republic.

Originally signed by the A's in 2009, Baez played professionally at several levels of the organization, batting .234 with 17 home runs and 113 RBI over a seven-year professional career. He is originally from Bani, Dominican Republic.



AUDYANNA MERRICK

Head Athletic Trainer

Audyanna Merrick enters her fifth season with the Athletics, her second as head athletic trainer with Stockton. She previously served as assistant athletic trainer for the Arizona A's from 2021-22 and as head athletic trainer with the ACL A's in 2023. Merrick graduated from Grand Canyon University with a Bachelor of Science in Athletic Training in April 2020. After graduation, she was hired as an Assistant Athletic Trainer at GCU where she worked with the baseball and men's volleyball teams.

Merrick is currently pursuing her Masters of Science in Kinesiology from A.T. Still University.



2024 MINOR LEAGUE BATTERS AND PITCHERS OF THE MONTH

Batter of the Month

Name	Team	League	Week
Cooper Bowman	Midland	Texas	May
Jordan Diaz	Las Vegas	Pacific Coast	June
Denzel Clarke	Midland	Texas	July
Nick Allen	Las Vegas	Pacific Coast	August

Pitcher of the Month

Name	Team	League	Week
Brady Basso	Las Vegas	Pacific Coast	August

HALEY MARQUARDT

Sport Performance Coach

Haley Marquardt takes on the role of sport performance coach with Stockton after spending last season with the Arizona A's and the 2023 season with the team's Dominican Summer League affiliate. She was awarded an NSCA assistantship in 2023 and joined the A's sport performance department, working under Sport Performance Rehab Coordinator Derek Clovis. Marquardt was promoted to a seasonal assistant strength coach role following her internship.

A native of Antioch, Calif., Marquardt graduated from Arizona State University with a degree in Exercise Science in 2019. Prior to pursuing a career in professional baseball, she worked with children ages 8 to 18 at Redline Athletics in Scottsdale, Ariz. Marquardt currently resides in Phoenix with her dog, Taz.



ARIZONA A'S STAFF

TIM ESMAY

Manager

Tim Esmay returns for his second season as manager for the Arizona A's after spending the 2023 season as a hitting coach for the team. Prior to that, he served as a coach in the White Sox organization from 2015-19, including three seasons as manager of Great Falls (2017-19) and one season as manager at Winston Salem (2015).

A graduate of Arizona State University, Esmay served three stints (1988-90, 1994, 2005-09) as a coach with the Sun Devils and was named head coach in 2010, a position he held until 2014. During his tenure at ASU, the team secured six College World Series berths. Esmay also served as head coach at the University of Utah from 1997-2004. He was named Western Athletic Conference Coach of the Year in 1997 and Pac-12 Coach of the Year in 2010.

Born in Scottsdale, Ariz., Esmay resides in Queen Creek, Ariz., with his wife, Joell. They have two sons, Tucker and Cooper, and four grandchildren.



MANAGERIAL RECORD

Year	Team	League	Record	Finish
2015	Winston-Salem	Carolina League	75-63	2nd
2017	Great Falls	Pioneer League	34-42	3rd
2018	Great Falls	Pioneer League	34-41	4th
2019	Great Falls	Pioneer League	34-40	3rd
2024	Athletics	Arizona Complex League	24-36	5th
Totals			201-222	

GABRIEL OZUNA

Pitching Coach

Gabriel Ozuna enters his 18th season with the A's, and he returns to the A's Arizona League affiliate for his second stint, after spending two seasons as pitching coach for Stockton. He previously served as the pitching coach of the A's Arizona League affiliate for eight years after spending seven seasons as the pitching coach for Oakland's Dominican Summer League squad.


Ozuna was originally signed by St. Louis as a non-drafted free agent in 1987 and enjoyed a 17-year professional career. He reached as high as Triple-A with Louisville in 1993, when he posted a 2.92 ERA in 35 relief appearances. He recorded a career ERA of 2.54 with 61 saves, including a season-high 28 in 1989 with Single-A Savannah.

He also pitched internationally in Mexico, Taiwan, Italy and his native Dominican Republic, where he played winter ball with the Licey Tigers and East Bulls.



RICK RODRIGUEZ

Pitching Coach



Rick Rodriguez takes on the role of pitching coach for the ACL A's after spending the previous two seasons as minor league pitching rehab coordinator. He spent the 2022 season as the assistant pitching rehab coordinator, and, prior to that, he served six seasons as the A's Triple-A pitching coach (2016-21). He also served as the pitching coach for the A's top affiliate from 2000-02, 2004-10 and 2013-14. In 2015, he was pitching coach for Stockton, and he also held roles as Oakland's bullpen coach from 2011-12 and as the manager of Single-A Modesto in 2003.

This is his 41st year in the A's organization, including seven seasons as a player and 29 as a minor league coach. Prior to becoming the pitching coach in Sacramento in 2000, he coached for the Rookie-level Arizona League A's (1992), Short-Season Southern Oregon (1993-94) and Single-A Modesto (1995-99).

Rodriguez was originally selected by Oakland in the second round of the 1981 June draft and spent seven seasons with the A's organization, including two in the majors with Oakland. He went 1-2 with a 6.61 ERA in three starts in 1986 and 1-0 with a 2.96 ERA in 15 relief appearances in 1987. Rodriguez also pitched for Cleveland (1988) and San Francisco (1990) in his big league career, compiling a 3-4 record and 5.73 ERA in 31 games, including eight starts. His playing career concluded in 1991 when he made three appearances for Triple-A Phoenix in the Giants farm system.

An East Bay native, Rodriguez was born in Oakland and graduated from Castro Valley High School in 1978. He attended Chabot Junior College in Hayward and the University of California, Riverside. Rodriguez was named to the Castro Valley Sports Hall of Fame in 2011.

Rodriguez currently resides in Folsom, Calif., with his wife, Dana. They have a daughter, Rachel, and son, Ryan.

ADAM ROSALES

Hitting Coach




In his sixth season as a coach in the A's organization, Adam Rosales continues in his second year as hitting coach for the ACL A's. He previously spent three straight seasons as manager and one season as a coach with the team. The former infielder played in the Major Leagues for 11 seasons, including two stints with the Athletics (2010-13, 2017).

Rosales was originally drafted in the 12th round of the 2005 First Year Player Draft by Cincinnati out of Western Michigan University. He played in 651 Major League games, recording 48 homers and 179 RBI with Cincinnati (2008-09), Oakland, Texas (2013-15), San Diego (2016), Arizona (2017) and Cleveland (2018). Rosales made one postseason appearance (0-for-2, bb) with Arizona in the 2017 National League Division Series.

Rosales resides in Mesa, Ariz., with his wife, Callie, and two children, Juliet and Adrian.

RADHAME PEREZ

Hitting Coach



Radhame Perez returns for his third season as a hitting coach with the Arizona A's after serving in the same role with the DSL A's since 2006. After his playing career, Perez worked as a trainer from 2002-05.

Signed by the A's out of the Dominican Republic in 1996, Perez played five professional seasons in the A's minor league system.

Perez currently resides with his wife, Cristina, with two daughters, Liz and Laura.

MIKE BENJAMIN

Hitting Coach

Mike Benjamin returns for his second year as a hitting coach for the A's ACL affiliate. From 2015-2020, he managed and coached at multiple levels in the Arizona Diamondbacks organization, including the AZL DBacks (2015), Kane County Cougars (2016) and Missoula Osprey (2017-2020). Prior to joining the Diamondbacks, Benjamin coached at Arizona State University, his alma mater, under ACL A's manager Tim Lincecum from 2010-2014.

Originally drafted by the San Francisco Giants in the third round of the 1987 First-Year Player Draft out of ASU, Benjamin spent 13 years in the Major Leagues with the Giants (1989-1995) Philadelphia Phillies (1996), Boston Red Sox (1997-98), and Pittsburgh Pirates (1999-2000, 2002).

A resident of Queen Creek, Ariz., Benjamin is married to Karen and has three children, Briana, Michael and Braylee.



CRAIG CONKLIN

Infield Coach

Craig Conklin takes on the role of infield coach for the Arizona League A's after spending the last two years as manager at Lansing. Prior to that, he served as assistant hitting coach for the Lugnuts in 2022, a role he previously held with Stockton in 2021 and with Las Vegas in 2019. He worked for the A's as the Southern California area scout for four years prior to that.

In his first four seasons with the A's, Conklin signed players Kyle Friedrichs, Evan Manarino, Luke Persico and Sam Sheehan while also serving as coach in the instructional league, extended spring training, and with Beloit in 2016 and Stockton in 2018.

Prior to joining the A's, he worked for the MLB Scouting Bureau from 1999-2015. He worked several roles with the bureau, serving as an area scout in Southern & Northern California, covering Mexico and Australia internationally and as an advanced scout for the World Baseball Classic.

The Southern California native resides in San Clemente, Calif., in the offseason.



YEN-PO WANG

Athletic Trainer

Yen-Po Wang takes on the role of athletic trainer for the Arizona A's. He previously served as an interpreter for Taiwanese players within the organization from 2022-24. In 2021, he was an assistant athletic trainer at Fullerton College.

Wang received his bachelor's degree in sports medicine from China Medical University and his Master's in athletic training from Azusa Pacific University. He currently resides in Fullerton, Calif.



RAKHOON "RK" SUNG

Athletic Trainer

RK Sung joins the ACL A's as a minor league athletic trainer. Sung began his career in professional baseball as an intern athletic trainer with Triple-A Rochester in the Washington Nationals organization in 2023. Prior to that, he also completed an internship with Major League Soccer's Los Angeles Galaxy.

Sung earned a master's degree in athletic training from Long Beach State in 2023. A native of Korea, he attended Kyung Hee University where he earned his bachelor's degree in Sports Medicine. RK currently resides in Mesa, Ariz.




EMILY MATLOCK

Athletic Trainer

Emily Matlock joins the A's as a minor league athletic trainer after spending the 2024 season as an athletic training intern with the Tennessee Smokies, the Double-A affiliate of the Chicago Cubs.

Born and raised in Bentonville, Ark., Matlock studied exercise and sport science at the University of Central Arkansas as an undergraduate and earned her Master's in Athletic Training from UCA in 2024. She currently resides in Chandler, Ariz.



EDUARDO VALLE RIVERA

Sport Performance Coach

Eduardo Valle Rivera joins the Arizona A's as sport performance coach. He previously served in similar roles within the New York Mets organization from 2023-24, including with their Dominican Summer League, Florida Complex League, and Low-A affiliates. He began his sports career with an internship with University of Virginia football in 2022, followed by a stint with Cressey Sports Performance.

Born in Trujillo Alto, Puerto Rico, Rivera graduated from UVA with a Bachelor's degree in Kinesiology and received his Master's in exercise physiology and health promotion from Florida Atlantic University in 2024. He resides in Phoenix with his wife, Andrea.



2024 MINOR LEAGUE BATTERS AND PITCHERS OF THE WEEK

Batter of the Week

Name	Team	League	Week
Daz Cameron	Las Vegas	Pacific Coast	April 29-May 5
Cole Conn	Stockton	California	May 6-12
Cooper Bowman	Midland	Texas	May 13-19
Henry Bolte	Lansing	Midwest	May 13-19
Luke Mann	Stockton	California	May 13-19
Henry Bolte	Lansing	Midwest	May 27-June 2
Seth Brown	Las Vegas	Pacific Coast	June 17-23
Jeremy Eierman	Midland	Texas	July 1-7
Nate Nankil	Stockton	California	July 1-7
Brayan Buelvas	Lansing	Midwest	July 8-14
Cooper Bowman	Midland	Texas	July 22-28
Jordan Diaz	Las Vegas	Pacific Coast	July 29-Aug. 4
Ryan Noda	Las Vegas	Pacific Coast	Aug 12-18
Logan Davidson	Las Vegas	Pacific Coast	Aug. 26-Sept. 1
Carlos Pérez	Las Vegas	Pacific Coast	Sept. 2-8

Pitcher of the Week

Name	Team	League	Week
Ryan Cusick	Midland	Texas	April 18-14
Oswaldo Bido	Las Vegas	Pacific Coast	April 29-May 5
James Gonzalez	Midland	Texas	June 3-9
Felix Castro	Arizona A's	Arizona Complex	July 8-14
Blake Beers	Midland	Texas	July 8-14
Joe Boyle	Las Vegas	Pacific Coast	July 22-28
Joe Boyle	Las Vegas	Pacific Coast	Aug. 5-11
Derek Corro	Stockton	California	Aug. 19-25
David Leal	Midland	Texas	Aug. 26-Sept. 1
Will Johnston	Lansing	Midwest	Aug. 26-Sept. 1

MINOR LEAGUE SCHEDULES

LAS VEGAS

MARCH/APRIL

28-30 Reno
 1-6 Sacramento
 8-13 at El Paso
 15-20 Sugar Land
 22-27 at Round Rock
 29-30 Tacoma

MAY

1-4 Tacoma
 6-11 at Reno
 13-18 El Paso
 21-26 at Sugar Land
 27-31 Oklahoma City

JUNE

1 Oklahoma City
 3-8 at Tacoma
 10-15 Salt Lake
 17-22 at Sugar Land
 24-29 Albuquerque

JULY

1-3 Oklahoma City
 4-6 at Oklahoma City
 8-13 at El Paso
 14-17 ALL-STAR BREAK
 18-20 Round Rock
 22-27 at Sacramento
 29-31 Reno

AUGUST

1-3 Reno
 5-10 at Salt Lake
 12-17 Tacoma
 19-24 at Albuquerque
 26-31 Iowa

SEPTEMBER

2-7 at Sacramento
 9-14 at Reno
 16-21 Salt Lake

MIDLAND

APRIL

4-6 Arkansas
 8-13 at Wichita
 15-19 Corpus Christi
 22-27 at Arkansas
 29-30 Amarillo

MAY

1-4 Amarillo
 6-11 at Corpus Christi
 13-18 San Antonio
 20-25 at Frisco
 27-31 Corpus Christi

JUNE

1 Corpus Christi
 3-8 at San Antonio
 10-15 Frisco
 17-22 at Tulsa
 24-29 San Antonio

JULY

1-3 Amarillo
 4-6 at Amarillo
 8-13 at NW Arkansas
 14-17 ALL-STAR BREAK
 18-20 Arkansas
 22-27 at San Antonio
 29-31 Tulsa

AUGUST

1-3 Tulsa
 5-10 Amarillo
 12-17 at Frisco
 19-24 Wichita
 26-31 at Springfield

SEPTEMBER

2-7 Frisco
 9-14 at Amarillo

LANSING

APRIL

4-6 at Fort Wayne
 8-13 Great Lakes
 15-19 at Wisconsin
 22-27 Fort Wayne
 29-30 Lake County

MAY

1-4 Lake County
 6-11 at West Michigan
 13-18 South Bend
 20-25 at Lake County
 27-31 Beloit

JUNE

1 Beloit
 3-8 at Dayton
 10-15 West Michigan
 17-22 at Quad Cities
 24-29 Dayton

JULY

1-3 at Fort Wayne
 4-6 Fort Wayne
 8-13 at Great Lakes
 14-17 ALL-STAR BREAK
 18-20 West Michigan
 22-27 at Lake County
 29-31 Cedar Rapids

AUGUST

1-3 Cedar Rapids
 5-10 at Great Lakes
 12-17 Dayton
 19-23 at West Michigan
 26-31 Lake County

SEPTEMBER

2-7 at Dayton

STOCKTON

APRIL

4-6 at Fresno
 8-13 Rancho Cucamonga
 15-20 at Visalia
 22-27 Modesto
 29-30 at Rancho Cucamonga

MAY

1-4 at Rancho Cucamonga
 6-11 at Inland Empire
 13-18 San Jose
 20-25 Rancho Cucamonga
 27-31 at Lake Elsinore

JUNE

1 at Lake Elsinore
 3-8 Fresno
 10-15 at San Jose
 17-22 Inland Empire
 24-29 at Fresno

JULY

1-3 San Jose
 4-6 at San Jose
 8-13 at Modesto
 14-17 ALL-STAR BREAK
 18-20 Fresno
 22-27 Lake Elsinore
 29-31 at San Jose

AUGUST

1-3 at San Jose
 5-10 Modesto
 12-17 at Fresno
 19-24 Lake Elsinore
 26-31 at Modesto

SEPTEMBER

2-7 Visalia

ORGANIZATIONAL PLAYER AND PITCHER OF THE YEAR

1995 Steve Cox, Derek Manning
 1996 D.T. Cromer, Willie Adams
 1997 Ben Grieve, Brad Rigby
 1998 Eric Chavez, Jay Witasick
 1999 Adam Piatt, Tim Hudson
 2000 Jose Ortiz, Barry Zito
 2001 Esteban German, Mario Ramos
 2002 Graham Koonce, Rich Harden
 2003 Graham Koonce, Rich Harden
 2004 Dan Johnson, Jairo Garcia
 2005 Andre Ethier, Dallas Braden
 2006 Jeff Baisley, Jason Windsor
 2007 Daric Barton, Trevor Cahill
 2008 Chris Carter, Trevor Cahill
 2009 Chris Carter, Pedro Figueroa

2010 Grant Green, Ian Krol
 2011 Michael Choice/Jermaine Mitchell, Graham Godfrey
 2012 Miles Head, A.J. Griffin/Dan Straily
 2013 Anthony Aliotti, Sonny Gray
 2014 Dan Robertson/Matt Olson, Seth Streich
 2015 Chad Pinder, Ryan Dull
 2016 Ryon Healy, Daniel Mengden
 2017 Matt Olson, A.J. Puk
 2018 Ramón Laureano, Jesús Luzardo
 2019 Seth Brown, Daulton Jefferies
 2020 No minor league season
 2021 Nick Allen, Colin Peluse
 2022 Tyler Soderstrom, Hogan Harris
 2023 Zack Gelof, Joey Estes
 2024 Colby Thomas, Blake Beers, Grant Holman (reliever)

MINOR LEAGUE STATISTICS

LAS VEGAS

BATTERS	AVG	G	AB	R	H	2B	3B	HR	RBI	SH	SF	HP	BB	IBB	SO	SB	CS	DP	SLG	OBP	E
Alexander, C	.294	12	51	7	15	4	1	3	14	0	0	2	8	0	8	0	0	0	.410	.588	2
Allen, N	.345	81	322	64	111	26	1	7	51	1	4	3	49	0	41	16	8	8	.431	.497	6
Alvarez, A	.315	75	273	46	86	20	1	15	54	0	1	2	41	1	61	5	2	9	.407	.560	7
Andujar, M	.389	5	18	3	7	4	0	0	6	0	0	0	1	0	2	0	0	0	.421	.611	0
Armenteros, L	.191	42	94	17	18	3	1	2	10	0	0	3	15	0	44	10	2	2	.321	.309	0
Bowman, C	.218	38	133	21	29	8	2	0	17	4	2	1	12	0	37	8	1	3	.284	.308	4
Brown, S	.403	16	72	16	29	3	0	7	24	0	2	0	3	0	15	2	0	2	.416	.736	0
Butler, L	.255	27	110	25	28	6	0	4	9	0	0	0	16	0	25	7	1	1	.349	.418	2
Cameron, D	.307	41	137	32	42	15	2	6	27	0	0	1	27	1	35	8	2	2	.424	.577	3
Davidson, L	.300	87	310	59	93	23	4	14	51	0	3	7	27	3	108	7	2	9	.366	.535	8
Davis, J	.200	4	15	2	3	1	0	0	0	0	0	0	2	0	6	0	0	0	.294	.267	0
Díaz, A	.154	10	26	3	4	1	0	1	5	0	0	0	6	0	5	0	0	2	.313	.308	0
Diaz, J	.301	102	395	60	119	22	1	22	85	0	2	5	34	0	78	0	0	26	.362	.529	4
Gelof, Z	.125	2	8	1	1	0	0	1	2	0	1	0	1	0	3	0	0	0	.200	.500	0
Gray, T	.296	12	54	11	16	4	1	2	6	0	1	1	4	0	11	0	0	0	.350	.519	0
Harris, B	.281	74	270	52	76	9	2	8	45	0	1	5	41	0	62	6	3	7	.385	.419	2
Hernaiz, D	.331	35	142	23	47	8	0	5	19	0	3	0	12	0	22	6	1	2	.376	.493	2
Kuroda-Grauer, J	.167	4	12	1	2	0	0	0	1	0	0	1	0	0	1	0	0	0	.231	.167	0
Lugbauer, D	.206	94	287	41	59	13	0	15	46	0	3	1	31	0	131	0	0	8	.283	.408	5
Muncy, M	.277	50	173	28	48	11	1	8	33	0	2	10	18	0	50	4	2	7	.374	.491	15
Nevin, T	.296	14	54	11	16	6	1	4	17	0	2	1	6	0	11	0	0	2	.365	.667	3
Nieporte, Q	.278	12	36	5	10	2	0	0	7	0	0	0	6	0	10	1	0	1	.381	.333	0
Noda, R	.224	101	348	81	78	21	2	22	54	0	2	8	89	1	134	5	1	6	.391	.486	5
Otañez, M	.000	29	0	0	0	0	0	0	0	0	0	0	0	0	0	0	0	0	.000	.000	0
Park, H	.254	115	358	71	91	18	3	9	55	2	3	3	67	1	98	15	6	2	.374	.397	2
Pérez, C	.260	112	408	79	106	27	4	27	77	0	5	6	49	1	80	0	0	10	.344	.544	8
Piscotty, S	.176	31	108	9	19	4	0	1	9	0	0	1	9	0	34	0	0	5	.246	.241	2
Pozo, Y	.324	90	346	49	112	27	1	15	54	0	6	2	7	0	30	0	1	17	.335	.538	6
Ruiz, E	.326	11	43	6	14	2	0	3	8	0	1	2	6	0	10	7	1	0	.423	.581	1
Schuemann, M	.174	6	23	2	4	0	0	0	1	0	1	0	5	0	8	1	0	0	.310	.174	1
Soderstrom, T	.279	33	122	22	34	8	1	10	27	0	0	5	16	1	35	0	1	1	.385	.607	2
Thomas, C	.272	73	279	47	76	25	2	17	45	0	3	9	23	0	95	3	3	5	.344	.559	1
Toro, A	.188	4	16	1	3	0	0	0	0	0	0	1	0	3	0	0	0	0	.235	.188	0
Wilson, J	.396	26	106	26	42	11	0	4	17	0	0	1	9	0	5	0	0	3	.448	.613	4
Team Total	.279	149	5149	921	1438	332	31	232	876	7	48	80	641	9	1298	111	37	140	.365	.491	95

PITCHERS	W	L	ERA	G	GS	CG	SHO	SV	SVO	IP	H	R	ER	HR	HB	BB	IBB	SO	WP	BK	AVG
Alexander, S	1	0	13.50	4	0	0	0	0	0	2.2	4	5	4	0	2	1	0	5	0	0	.308
Avant, C	1	0	7.90	10	0	0	0	0	0	13.2	13	12	12	0	2	9	0	12	1	0	.255
Barrera, D	0	0	16.20	1	1	0	0	0	0	1.2	3	3	3	0	0	1	0	1	0	0	.375
Basso, B	4	3	5.19	16	12	0	0	2	2	67.2	69	41	39	15	0	22	0	77	4	0	.257
Baum, T	0	1	9.28	9	0	0	0	0	0	10.2	13	11	11	3	1	11	0	7	1	0	.302
Beers, B	0	1	7.65	4	3	0	0	0	0	20.0	31	18	17	5	2	10	0	17	0	0	.365
Bido, O	4	3	4.50	10	9	0	0	0	0	48.0	48	24	24	10	2	16	0	55	1	1	.259
Bielak, B	3	3	6.08	16	13	0	0	0	0	66.2	75	48	45	10	3	31	0	49	0	1	.285
Blackburn, P	1	1	13.50	2	1	0	0	0	0	3.1	9	7	5	1	1	3	0	2	0	0	.563
Boyle, J	1	3	5.12	15	13	0	0	1	1	45.2	26	27	26	4	3	39	0	71	5	0	.169
Briggs, A	0	2	13.86	10	2	0	0	0	0	12.1	15	24	19	1	1	20	0	5	3	0	.319
Brooks, A	2	9	4.92	15	9	0	0	0	0	67.2	83	46	37	4	3	16	0	50	2	0	.303
Brown, R	0	0	9.00	3	0	0	0	0	0	4.0	5	4	4	1	2	3	0	4	0	0	.294
Conover, D	0	0	54.00	1	0	0	0	0	0	1.0	5	6	6	0	0	5	0	1	0	0	.714
Correa, D	0	0	7.71	11	0	0	0	0	1	11.2	13	10	10	1	4	15	0	14	1	0	.289
Cushing, J	2	0	5.01	22	0	0	0	2	4	32.1	34	18	18	3	0	17	1	37	3	0	.260
Cusick, R	0	1	10.38	2	0	0	0	0	1	4.1	8	8	5	0	2	4	0	2	2	0	.381
Dugger, R	5	2	4.79	20	16	0	0	0	1	94.0	83	52	50	16	1	56	0	87	0	1	.236
Emanuel, S	0	0	8.40	14	0	0	0	0	1	15.0	19	15	14	5	0	14	0	19	3	0	.322
Estes, J	2	3	6.04	6	6	0	0	0	0	28.1	31	20	19	7	1	10	0	26	0	0	.272
Ferguson, T	2	2	3.49	26	0	0	0	5	6	28.1	27	15	11	0	7	11	0	43	2	0	.245
Garland, J	0	0	6.75	1	1	0	0	0	0	4.0	5	3	3	2	0	2	0	7	0	0	.357
Ginn, J	4	3	5.72	15	14	0	0	0	0	72.1	80	50	46	10	6	30	0	69	4	0	.278

PLAYER DEVELOPMENT

PITCHERS	W	L	ERA	G	GS	CG	SHO	SV	SVO	IP	H	R	ER	HR	HB	BB	IBB	SO	WP	BK	AVG
Gonzalez, J	0	0	15.00	1	1	0	0	0	0	3.0	8	5	5	1	0	1	0	1	0	0	.471
Guante, W	1	1	5.79	6	1	0	0	0	1	18.2	21	15	12	3	0	9	0	14	3	0	.296
Harris, H	3	4	6.35	13	13	0	0	0	0	56.2	63	42	40	8	3	39	0	65	3	1	1.280
Hoglund, G	0	3	5.88	5	5	0	0	0	0	26.0	25	17	17	5	1	10	0	22	1	1	1.250
Holman, G	4	0	0.92	23	0	0	0	3	5	29.1	13	5	3	1	1	13	0	30	1	0	.131
Jackson, Z	5	6	7.08	35	0	0	0	3	34.1	30	31	27	4	0	43	1	43	5	0	.238	
Jiménez, D	1	3	4.13	21	0	0	0	3	4	24.0	17	14	11	4	4	13	0	30	1	3	2.07
Junk, J	0	0	3.48	2	2	0	0	0	0	10.1	13	4	4	2	0	0	0	9	0	0	.302
Klein, W	0	1	5.06	4	0	0	0	0	1	5.1	6	3	3	1	1	5	0	5	1	0	.300
Lucas, E	2	0	2.87	11	1	0	0	0	0	15.2	12	6	5	2	1	8	2	13	0	0	.211
Martinez, A	1	1	11.05	18	0	0	0	0	1	22.0	37	30	27	7	0	15	0	19	6	1	1.370
Medina, L	0	0	10.50	2	2	0	0	0	0	6.0	8	7	7	1	3	3	0	7	1	1	1.296
Moreno, G	0	0	6.00	37	1	0	0	2	4	42.0	28	29	28	7	3	29	0	43	6	0	.194
Morris, K	0	1	11.12	2	1	0	0	1	1	5.2	9	7	7	2	0	4	0	2	0	0	.360
Muller, K	1	1	4.62	7	4	0	0	0	0	25.1	23	13	13	6	0	8	0	19	1	0	.240
Myers, M	0	0	5.40	2	0	0	0	0	0	3.1	3	2	2	1	0	2	0	1	1	0	.231
Newcomb, S	0	0	3.60	3	0	0	0	0	0	5.0	6	2	2	0	0	4	0	4	1	0	.316
Nittoli, V	3	1	2.70	20	0	0	0	3	4	23.1	20	9	7	3	1	11	0	36	0	0	.230
O'Loughlin, J	3	5	6.04	32	10	0	0	0	1	73.0	96	49	49	17	1	34	0	80	4	0	.320
Otañez, M	7	1	5.35	29	0	0	0	1	3	37.0	30	23	22	2	7	25	0	55	8	0	.217
Peluse, C	0	0	8.53	5	1	0	0	0	0	6.1	8	8	6	1	0	6	0	2	0	0	.333
Pérez, C	0	0	4.50	2	0	0	0	0	0	2.0	3	1	1	1	0	1	0	1	0	0	.333
Pérez, F	1	2	7.82	34	0	0	0	0	0	35.2	47	32	31	9	0	20	1	49	3	0	.311
Pfennigs, J	0	0	9.00	1	0	0	0	0	0	2.0	3	2	2	0	1	0	0	0	0	0	.375
Pozo, Y	0	0	16.88	3	0	0	0	0	0	2.2	5	5	5	1	0	3	0	1	0	0	.455
Pruitt, A	1	2	8.40	9	2	0	0	1	2	15.0	17	16	14	3	2	7	1	14	1	0	.279
Reyes, G	4	1	4.87	43	0	0	0	1	6	44.1	27	27	24	10	1	28	0	60	3	0	.176
Salinas, R	0	0	9.95	2	2	0	0	0	0	6.1	6	7	7	1	0	8	0	8	2	0	.240
Santos, P	2	3	5.89	33	0	0	0	2	3	36.2	36	24	24	5	3	31	0	43	6	0	.255
Speas, A	2	0	11.32	9	0	0	0	0	0	10.1	16	14	13	3	0	7	0	15	0	0	.356
Stripling, R	0	0	5.63	2	2	0	0	0	0	8.0	13	5	5	0	0	1	0	1	0	0	.382
Sullivan, B	0	0	11.81	6	0	0	0	1	1	5.1	6	13	7	0	3	10	0	4	3	0	.273
Tarnok, F	0	2	13.50	6	1	0	0	0	1	7.1	9	11	11	2	1	4	0	6	0	0	.310
Watters, J	1	0	9.00	1	0	0	0	0	0	3.0	3	3	3	0	0	5	0	0	0	0	.300
Team Total	74	75	5.97	149	149	0	5	28	58	1306.1	1366	949	867	211	80	753	6	1362	93	10	.269

MIDLAND

BATTERS	AVG	G	AB	R	H	2B	3B	HR	RBI	SH	SF	HP	BB	IBB	SO	SB	CS	DP	SLG	OBP	E
Angeles, E	.222	33	99	11	22	5	1	1	10	0	1	2	6	0	13	4	0	2	.278	.323	0
Armenteros, L	.269	16	52	10	14	2	0	1	5	0	0	2	6	0	24	4	2	1	.406	.365	0
Bolte, H	.252	54	202	32	51	13	2	4	21	0	0	4	20	0	88	18	6	6	.332	.396	2
Bowman, C	.281	80	313	62	88	18	2	12	53	3	4	5	46	0	75	35	5	3	.378	.466	8
Buelvas, B	.256	33	121	11	31	8	1	1	11	0	1	1	8	0	34	5	1	5	.305	.364	3
Clarke, D	.269	116	431	74	116	21	8	13	53	0	1	7	39	0	143	36	9	6	.339	.445	2
Cusick, R	.000	28	0	0	0	0	0	0	0	0	0	0	0	0	0	0	0	0	.000	.000	1
Eierman, J	.221	72	235	26	52	6	0	12	36	1	3	6	15	0	83	2	0	0	.282	.400	6
Gomez, M	.400	2	5	0	2	0	0	0	0	0	0	0	0	0	3	0	0	0	.400	.400	0
Groshans, J	.239	51	176	28	42	9	1	3	19	0	3	0	20	0	36	0	1	3	.312	.352	2
Kurtz, N	.308	5	13	3	4	1	0	0	1	0	0	0	2	0	3	1	0	0	.400	.385	1
McGuire, S	.238	74	248	42	59	14	0	4	35	1	1	2	45	0	52	6	1	5	.358	.343	5
Milone, B	.278	127	478	75	133	29	2	15	70	0	5	6	59	0	117	8	5	12	.361	.441	10
Mujica, J	.262	14	42	5	11	4	0	0	1	0	0	1	0	0	8	0	0	1	.279	.357	2
Nieporte, Q	.243	13	37	7	9	2	0	0	3	1	0	0	6	0	9	0	0	3	.349	.297	1
Perez, J	.220	97	341	50	75	24	2	8	52	2	4	1	42	0	138	28	5	2	.304	.372	2
Rosado Jr., J	.000	2	5	1	0	0	0	0	0	0	0	0	2	0	2	0	0	0	.286	.000	0
Rosario, J	.258	74	252	34	65	6	4	3	38	2	0	1	37	0	75	8	6	3	.355	.349	3
Simpson, W	.348	18	69	10	24	4	0	2	9	0	0	0	7	0	18	1	0	2	.408	.493	2
Susac, D	.257	88	343	39	88	19	3	12	50	0	4	7	16	0	96	7	2	8	.300	.434	8
Thomas, C	.282	59	234	32	66	19	3	14	47	0	3	5	17	0	47	12	1	2	.340	.568	0
Trenkle, C	.195	74	236	29	46	11	1	4	23	1	3	0	25	0	82	3	0	5	.269	.301	2
Valenzuela, S	.183	35	109	9	20	3	0	0	5	1	1	0	7	0	22	1	1	5	.231	.211	2
Wilson, J	.455	22	88	18	40	13	0	3	19	0	1	2	2	0	10	2	1	1	.473	.705	2
Winkler, J	.223	127	470	66	105	31	1	8	57	1	4	13	48	1	117	28	5	10	.310	.345	13
Team Total	.253	138	4599	674	1163	262	31	120	618	13	39	65	479	1	1295	209	51	85	.329	.402	77

PITCHERS	W	L	ERA	G	GS	CG	SHO	SV	SVO	IP	H	R	ER	HR	HB	BB	IBB	SO	WP	BK	AVG
Barnett, M	4	2	2.61	7	7	0	0	0	0	41.1	32	14	12	4	2	13	0	52	0	0	.212
Basso, B	1	1	2.84	6	6	0	0	0	0	25.1	22	11	8	3	3	3	0	32	1	0	.222
Baum, T	3	5	4.01	36	0	0	0	2	3	49.1	42	27	22	5	5	23	0	65	4	1	1.233
Beers, B	11	6	3.33	24	21	0	0	0	0	129.2	108	52	48	16	10	39	0	122	3	3	.229
Briggs, A	2	0	4.95	16	0	0	0	1	1	20.0	22	12	11	1	2	12	0	19	5	1	1.297
Cohen, C	2	1	2.61	17	0	0	0	0	1	20.2	14	9	6	2	1	11	0	22	2	0	.184
Correa, D	0	1	1.47	15	0	0	0	7	7	18.1	9	4	3	2	3	6	0	17	2	0	.141
Cushing, J	3	3	2.86	15	5	0	0	0	0	44.0	38	15	14	3	1	10	0	37	2	0	.228
Cusick, R	3	3	4.47	27	8	0	0	4	4	56.1	49	30	28	4	6	33	0	63	11	0	.236
Dallas, M	0	0	0.00	2	0	0	0	0	0	1.2	1	0	0	0	0	0	0	2	0	0	.167
Elledge, S	3	3	2.22	34	0	0	0	11	15	44.2	27	15	11	3	2	9	1	34	4	0	.175
Emanuel, S	0	0	0.00	3	0	0	0	1	1	3.0	0	0	0	0	0	0	0	3	0	0	0.000
Garland, J	1	0	3.00	1	1	0	0	0	0	6.0	4	2	2	1	0	3	0	1	0	0	2.00
Ginn, J	4	1	4.15	6	6	0	0	0	0	30.1	31	18	14	3	3	10	0	28	0	0	.263
Gonzalez, J	6	4	3.14	20	14	0	0	0	0	97.1	82	42	34	5	5	35	0	86	5	1	1.229
Guante, W	3	1	4.96	13	0	0	0	0	0	32.2	35	21	18	4	5	14	0	29	4	1	1.280
Henzman, L	0	1	5.40	6	0	0	0	0	1	6.2	12	7	4	2	0	2	0	3	1	0	.387
Hoglund, G	9	4	2.84	19	18	1	1	0	0	104.2	78	35	33	12	7	27	0	97	1	0	.207
Holman, G	0	0	0.00	17	0	0	0	6	6	19.1	12	0	0	0	0	0	0	24	1	0	.190
Irvin, G	0	0	4.50	3	0	0	0	0	1	4.0	1	2	2	1	0	3	0	3	0	0	.077
Jackson, Z	0	1	11.57	3	0	0	0	0	1	2.1	5	3	3	1	0	2	0	4	1	0	.455
Johnson, C	2	2	2.25	12	0	0	0	0	0	20.0	11	7	5	3	1	11	0	23	0	0	.164
Johnston, W	0	0	4.50	2	2	0	0	0	0	8.0	8	4	4	1	0	2	0	14	0	0	.242
Leal, D	5	3	3.57	28	2	0	0	2	2	63.0	57	32	25	4	9	15	0	52	4	0	.241
Peluse, C	4	3	2.05	28	1	0	0	2	2	52.2	39	13	12	3	1	15	0	42	2	0	.213
Perkins, J	4	1	2.96	17	15	0	0	0	0	76.0	52	28	25	2	6	35	0	100	6	1	.193
Robles, D	7	2	2.98	21	13	0	0	1	1	84.2	64	29	28	7	2	24	0	87	6	2	.210
Salinas, R	3	1	3.68	8	8	0	0	0	0	36.2	30	18	15	5	4	26	0	42	4	0	.227
Santos, P	0	0	1.80	15	0	0	0	5	5	15.0	9	3	3	0	2	11	0	26	3	0	.176
Tomioaka, S	2	4	4.14	39	0	0	0	1	1	50.0	38	27	23	2	3	26	2	47	4	2	.208
Walkinshaw, J	1	1	2.15	8	7	0	0	0	0	29.1	22	7	7	2	1	9	0	23	1	0	.208
Weisenburger, J	0	0	1.35	8	0	0	0	0	0	6.2	4	1	1	0	1	9	0	10	0	1	.167
Zhuang, C	1	0	2.05	5	4	0	0	1	1	22.0	15	6	5	2	1	5	0	18	0	0	.190
Team Total	84	54	3.13	138	138	1	15	44	53	1221.2	973	494	425	103	86	452	3	1227	77	13	.219

LANSING

BATTERS	AVG	G	AB	R	H	2B	3B	HR	RBI	SH	SF	HP	BB	IBB	SO	SB	CS	DP	SLG	OBP	E
Amaya, C	.222	10	36	5	8	2	0	0	5	1	1	0	0	0	7	0	0	3	.216	.278	2
Angeles, E	.279	85	344	41	96	15	4	6	54	0	3	1	16	0	41	15	4	12	.310	.398	12
Arevalo, A	.250	3	4	1	1	0	0	0	0	1	0	0	1	0	1	0	0	0	.400	.250	0
Bautista Jr., D	.265	95	339	47	90	17	5	4	47	1	4	9	33	0	51	14	5	13	.343	.381	6
Bolte, H	.278	69	266	60	74	19	6	11	52	0	1	10	41	1	101	28	6	1	.393	.519	5
Buelvas, B	.272	80	309	54	84	20	6	7	51	0	3	3	46	0	80	22	6	6	.368	.443	3
Butler, J	.224	113	451	72	101	26	5	8	50	0	1	6	64	0	111	18	4	3	.328	.357	5
Conn, C	.208	54	173	21	36	7	0	3	19	0	3	2	21	0	42	5	1	5	.296	.301	11
Dickey, J	.237	34	131	12	31	3	1	1	15	0	3	3	10	0	23	2	2	2	.299	.298	0
Escorche, J	.190	31	105	12	20	3	0	0	8	2	0	3	8	0	36	3	2	3	.267	.219	11
Halter, C	.258	66	233	35	60	14	1	3	24	0	2	4	38	1	81	12	8	1	.368	.365	10
Kuroda-Grauer, J	.286	12	42	4	12	2	0	0	3	0	0	3	5	0	3	1	1	0	.400	.333	3
Lasko, R	.245	41	155	22	38	7	1	2	18	0	1	3	20	0	35	13	1	8	.341	.342	0
Mann, L	.217	78	286	28	62	9	2	8	32	0	2	8	27	0	82	2	0	4	.300	.346	7
Masterman, C	.221	75	262	37	58	14	3	9	40	0	1	3	34	0	110	4	2	5	.317	.401	3
Mujica, J	.174	6	23	2	4	0	0	0	0	0	0	0	1	0	10	0	0	0	.208	.174	0
Nankil, N	.356	28	104	14	37	7	0	1	14	0	1	3	8	0	25	0	1	3	.414	.452	2
Rijo, E	.333	1	3	2	1	0	0	0	0	0	0	1	0	0	0	0	0	0	.500	.333	1
Rodriguez, C	.201	70	229	21	46	6	1	0	18	0	2	3	38	0	48	0	0	4	.320	.236	4
Salom, D	.239	21	67	12	16	2	0	1	7	0	0	0	11	0	17	1	0	3	.346	.313	5
Schofield-Sam, T	.231	32	108	12	25	6	0	2	10	0	0	7	9	0	19	0	1	2	.331	.343	4
Simpson, W	.270	109	396	68	107	27	4	16	81	0	8	1	69	1	117	4	3	1	.373	.480	10
Valenzuela, S	.173	30	104	12	18	0	1	0	7	1	0	0	10	0	23	2	0	2	.246	.192	3
Wright, J	.429	4	14	2	6	1	0	0	0	0	0	0	0	0	3	0	0	1	.429	.500	0
Yamauchi, C	.236	52	178	24	42	4	0	0	13	1	0	7	11	0	14	13	2	3	.306	.258	5
Team Total	.246	131	4362	620	1073	211	40	82	568	7	36	80	521	3	1080	160	49	85	.335	.369	112

PLAYER DEVELOPMENT

PITCHERS	W	L	ERA	G	GS	CG	SHO	SV	SVO	IP	H	R	ER	HR	HB	BB	IBB	SO	WP	BK	AVG
Barrera, D	3	0	2.28	17	0	0	0	5	6	27.2	25	9	7	1	0	10	1	19	2	0	.240
Breault, H	4	3	6.08	36	0	0	0	6	7	40.0	43	31	27	5	2	30	1	42	5	1	.277
Carrasco, L	2	5	5.14	19	7	0	0	1	1	63.0	57	40	36	8	2	31	0	43	0	0	.238
Conover, D	0	1	--	1	0	0	0	0	0	0.0	2	4	4	0	0	5	0	0	1	0	1.000
Dallas, M	2	1	3.46	10	0	0	0	1	2	13.0	11	7	5	1	0	4	1	10	3	0	.239
Dicochea, J	0	1	9.82	4	2	0	0	0	0	11.0	11	13	12	3	2	9	0	16	2	0	.250
Garland, J	6	6	3.75	25	14	0	0	1	3	98.1	94	47	41	8	9	33	0	62	6	0	.248
Gonzalez, J	1	0	3.00	6	3	0	0	0	0	21.0	22	8	7	3	1	2	0	23	1	0	.268
Guante, W	1	3	5.22	14	7	0	0	0	1	50.0	51	31	29	8	4	22	0	35	6	0	.268
Hall, D	3	3	6.36	35	0	0	0	0	4	58.0	74	45	41	13	2	30	0	53	7	0	.316
Irvin, G	3	2	5.95	35	0	0	0	1	2	39.1	45	30	26	2	4	25	1	43	5	2	.290
Johnson, C	1	1	3.08	29	0	0	0	9	10	38.0	40	15	13	1	2	13	0	42	6	0	.267
Johnston, W	5	4	4.17	21	11	0	0	0	0	77.2	63	38	36	7	2	30	0	97	7	0	.218
Judkins, G	4	5	3.56	25	12	0	0	0	3	83.1	71	36	33	10	3	27	0	75	2	0	.228
Morales, L	2	4	4.22	22	22	0	0	0	0	81.0	71	39	38	8	2	36	0	84	4	3	.237
Morris, K	0	6	5.92	7	7	0	0	0	0	38.0	41	26	25	3	8	11	0	24	5	0	.277
Myers, M	6	7	4.54	26	18	0	0	0	1	111.0	127	62	56	11	4	24	0	100	3	0	.284
Owen, J	3	1	7.41	35	0	0	0	0	0	51.0	75	43	42	7	3	17	0	33	4	0	.339
Pontes, B	3	9	7.36	26	10	0	0	0	3	88.0	113	76	72	11	8	40	0	44	7	1	.323
Rivera, E	0	1	11.88	4	2	0	0	0	0	8.1	11	13	11	0	0	10	0	8	1	0	.314
Sanchez, Y	2	6	6.18	37	0	0	0	1	5	51.0	63	43	35	3	5	31	4	44	4	1	.307
Watters, J	6	3	5.04	17	10	0	0	0	0	60.2	63	36	34	2	5	28	0	56	3	2	.269
Zhuang, C	2	0	2.56	9	6	0	0	0	0	31.2	23	9	9	2	0	3	0	29	0	0	.195
Team Total	59	72	5.04	131	131	0	5	25	48	1141.0	1196	701	639	117	68	471	8	982	84	10	.270

STOCKTON

BATTERS	AVG	G	AB	R	H	2B	3B	HR	RBI	SH	SF	HP	BB	IBB	SO	SB	CS	DP	SLG	OBP	E
Amaya, C	.209	37	134	15	28	7	0	2	4	1	0	2	15	0	36	1	1	5	.298	.306	8
Arevalo, A	.176	6	17	2	3	0	0	0	2	0	0	0	4	0	8	1	0	0	.333	.176	1
Beltran, N	.206	82	286	37	59	7	2	3	26	1	2	11	42	0	107	11	3	3	.328	.276	3
Conn, C	.273	40	139	24	38	6	1	4	28	4	2	7	33	0	38	5	1	1	.431	.417	3
Cooke, B	.185	38	146	20	27	3	1	3	13	0	0	3	16	0	54	4	0	4	.279	.281	2
Diaz, D	.226	14	53	12	12	3	0	0	6	0	0	7	8	0	9	0	0	2	.397	.283	0
Elliott, C	.291	54	182	44	53	9	3	6	34	2	3	13	36	0	51	6	2	2	.436	.473	5
Escorche, J	.128	14	47	4	6	0	0	0	3	0	0	1	4	0	12	1	0	2	.212	.128	7
Franco, C	.202	29	109	8	22	2	0	0	5	0	0	1	6	0	22	0	0	2	.250	.220	4
Gomez, M	.238	24	80	9	19	1	1	3	11	0	2	1	11	0	18	0	0	0	.330	.388	2
Green, R	.289	24	97	19	28	8	0	3	21	0	3	1	13	0	30	9	1	1	.368	.464	1
Kuroda-Grauer, J	.389	12	54	13	21	0	0	0	4	0	0	2	7	0	5	4	1	0	.476	.389	0
Kurtz, N	.400	7	25	11	10	2	0	4	12	0	0	0	10	0	7	0	0	0	.571	.960	1
Laboy, Y	.138	21	65	4	9	1	0	0	6	0	0	1	8	0	18	1	0	1	.243	.154	4
Lasko, R	.225	82	320	48	72	19	0	4	29	0	2	9	59	0	103	20	6	7	.359	.322	2
Leary, C	.222	20	81	14	18	5	0	3	16	2	2	1	10	0	19	4	0	1	.309	.395	0
Mann, L	.296	40	159	26	47	9	1	8	25	0	1	3	20	0	42	1	0	2	.383	.516	4
Montero, D	.256	95	363	43	93	15	1	6	29	1	2	10	24	0	104	9	0	5	.318	.353	8
Nankil, N	.285	83	298	39	85	20	1	10	56	0	2	15	44	0	64	3	2	7	.401	.460	2
Naylor, M	.192	115	416	48	80	17	2	11	58	1	2	1	79	1	173	6	0	12	.321	.322	31
Pineda, P	.122	22	82	6	10	3	1	0	5	0	0	0	6	0	31	2	2	3	.182	.183	1
Puason, R	.183	32	115	15	21	3	0	0	10	0	0	3	9	0	43	4	2	3	.260	.209	1
Rijo, E	.215	43	149	14	32	8	0	0	20	0	0	16	8	0	32	2	1	6	.324	.268	7
Rodriguez, J	.193	33	109	12	21	6	0	2	9	0	2	1	21	0	44	4	1	2	.323	.303	1
Ruiz, E	.545	4	11	3	6	2	0	0	5	0	2	0	3	0	3	1	2	0	.563	.727	0
Salom, D	.220	69	246	34	54	8	0	2	29	0	5	5	49	1	46	7	1	8	.354	.276	16
Schofield-Sam, T	.280	59	254	30	71	11	2	4	38	0	4	12	7	0	47	5	1	1	.325	.386	6
Schwartz, N	.207	46	169	28	35	4	0	2	19	0	2	2	28	0	60	2	0	7	.323	.266	3
White, T	.224	25	107	15	24	2	0	2	14	0	0	3	9	0	21	0	0	3	.303	.299	1
Yamauchi, C	.316	35	114	18	36	6	2	0	12	1	2	5	10	0	13	7	3	6	.389	.404	10
Team Total	.235	130	4427	615	1040	187	18	82	549	14	40	136	599	2	1260	120	30	96	.341	.341	134

PITCHERS	W	L	ERA	G	GS	CG	SHO	SV	SVO	IP	H	R	ER	HR	HB	BB	IBB	SO	WP	BK	AVG
Adamiak, M	5	5	4.90	45	0	0	0	2	3	60.2	62	41	33	7	6	28	0	75	12	1	.267
Alexander, S	0	0	4.50	2	1	0	0	0	0	2.0	2	1	1	0	0	0	0	3	0	0	.250
Alvarado, W	0	1	24.92	2	0	0	0	0	0	4.1	11	12	12	3	1	3	0	4	6	0	.458
Anderson, L	2	2	5.28	18	0	0	0	1	2	15.1	14	14	9	0	3	20	0	21	3	0	.233
Avant, C	2	6	7.26	24	6	0	0	2	2	57.0	81	54	46	7	3	39	1	68	11	0	.329
Barrera, D	6	2	2.77	26	0	0	0	2	2	39.0	37	16	12	3	1	13	0	48	3	0	.248
Blackburn, P	0	0	40.50	1	0	0	0	0	0	0.2	2	3	3	0	0	2	0	1	0	0	.500
Brown, R	2	3	4.67	21	7	0	0	4	5	69.1	57	38	36	3	1	21	0	79	5	0	.217
Castro, F	0	0	29.70	3	0	0	0	0	0	3.1	7	11	11	1	2	6	0	4	2	0	.438
Conover, D	0	3	15.80	7	2	0	0	0	0	13.2	12	27	24	1	7	31	0	15	4	0	.235
Corro, D	4	2	5.80	25	1	0	0	1	4	54.1	56	44	35	5	10	41	0	52	15	2	.269
Czycz, T	2	0	5.44	33	0	0	0	0	0	41.1	37	26	25	6	2	42	0	35	11	0	.242
Dallas, M	1	2	2.83	28	0	0	0	4	5	35.0	30	17	11	4	1	9	0	40	1	0	.227
De La Rosa, F	1	1	5.88	9	1	0	0	0	0	26.0	26	17	17	2	3	19	0	39	5	1	.255
Dettmer, N	0	2	10.24	4	3	0	0	0	1	9.2	16	11	11	2	0	4	0	11	3	0	.364
Dicochea, J	2	6	4.54	22	14	0	0	1	2	79.1	75	50	40	6	9	42	0	84	8	0	.250
Echavarria, S	0	5	6.55	19	19	0	0	0	0	57.2	74	50	42	4	5	36	0	59	4	0	.311
Finley, J	2	7	5.62	25	15	0	0	0	1	83.1	94	57	52	6	12	42	0	94	8	1	.288
Franco, C	0	0	18.00	1	0	0	0	0	0	1.0	3	2	2	0	0	0	0	0	0	0	.500
Hernandez, C	2	0	3.26	12	0	0	0	1	2	19.1	19	9	7	1	3	9	0	13	2	0	.253
Jean, J	0	6	9.33	9	7	0	0	1	1	27.0	32	29	28	5	3	26	0	25	5	0	.288
Johnston, W	0	0	1.93	4	2	0	0	0	0	14.0	5	3	3	0	0	8	0	26	0	0	.109
Laboy, Y	0	0	0.00	1	0	0	0	0	0	1.0	1	0	0	0	0	0	0	0	0	0	.250
Manzano, A	4	3	6.16	21	8	0	0	0	0	76.0	84	60	52	11	6	33	0	82	7	2	.272
Muller, K	0	1	6.00	1	1	0	0	0	0	3.0	3	2	2	0	0	2	0	3	2	0	.273
Nova, A	1	1	4.50	3	2	0	0	0	0	8.0	7	5	4	0	1	3	0	7	0	1	.241
Pfennigs, J	1	2	4.87	8	2	0	0	0	1	20.1	21	13	11	1	0	7	0	26	5	0	.259
Reisinger, T	1	5	9.05	21	5	0	0	1	1	62.2	93	67	63	8	7	41	1	53	10	2	.343
Restituyo, B	0	1	6.49	16	0	0	0	2	2	26.1	28	20	19	2	5	14	0	33	8	0	.277
Rivera, E	0	0	0.00	4	0	0	0	2	2	2.2	1	0	0	0	0	0	0	3	0	0	.111
Robinson, K	0	0	7.71	3	2	0	0	0	0	7	9	7	6	1	1	3	0	9	4	0	.310
Salom, D	0	0	22.50	1	0	0	0	0	0	2.0	6	5	5	3	0	1	0	0	0	0	.462
Sha, T	2	6	6.33	24	12	0	0	0	0	85.1	104	74	60	20	6	27	0	64	5	3	.298
Stripling, R	0	1	13.50	1	1	0	0	0	0	0.2	2	2	1	1	0	1	0	1	0	0	.400
Tur, Y	2	6	4.88	27	10	0	0	1	2	90.1	95	54	49	10	8	35	0	92	5	4	.271
Vera, N	1	2	6.89	9	4	0	0	0	0	15.2	13	12	12	1	1	4	0	24	5	0	.224
Zhuang, C	3	2	1.67	9	5	0	0	0	1	32.1	26	6	6	1	1	4	0	37	2	1	.215
Team Total	46	84	5.89	130	130	0	3	25	39	1466.2	1245	859	750	125	111	630	2	1230	161	18	.275

ARIZONA

BATTERS	AVG	G	AB	R	H	2B	3B	HR	RBI	SH	SF	HP	BB	IBB	SO	SB	CS	DP	SLG	OBP	E
Andrade, B	.262	16	42	4	11	0	1	0	8	0	0	0	0	12	0	1	1	.262	.310	3	
Arevalo, A	.213	45	136	24	29	7	5	4	23	0	2	5	26	0	59	11	0	1	.355	.426	8
Cooke, B	.278	6	18	5	5	1	0	0	3	0	0	1	6	0	4	3	0	1	.480	.333	1
Davidson, L	.429	3	7	4	3	0	0	1	3	0	0	0	3	0	1	0	0	0	.600	.857	0
De La Paz, R	.179	37	123	19	22	3	2	1	15	0	0	5	20	0	45	0	0	2	.318	.260	3
Eierman, J	.455	4	11	2	5	1	0	1	3	0	0	0	3	0	4	0	0	0	.571	.818	2
Elliott, C	.389	5	18	3	7	2	0	0	3	0	0	0	2	0	8	1	0	0	.450	.500	0
Fernandez, J	.253	27	83	13	21	2	0	0	8	0	2	0	6	0	4	4	1	2	.297	.277	10
Freitez, L	.244	44	119	21	29	4	6	0	22	1	3	5	23	0	44	0	2	4	.380	.378	1
Fuentes, E	.221	33	95	11	21	3	0	0	14	3	0	6	21	0	27	0	0	1	.393	.253	5
Garrett, R	.260	27	77	7	20	0	1	1	13	1	1	0	7	0	24	4	0	1	.318	.325	5
Gomez, M	.286	23	70	17	20	3	0	0	9	1	1	1	19	0	18	0	0	3	.440	.329	6
Gonzalez, C	.244	12	41	7	10	3	1	0	8	0	0	1	4	0	14	0	0	1	.326	.366	0
Halter, C	.000	1	1	0	0	0	0	0	0	0	0	0	0	0	1	0	0	0	.000	.000	1
Harris, B	.333	1	3	2	1	0	0	1	2	0	0	0	1	0	0	0	0	0	.500	1.333	1
Laboy, Y	.255	34	102	17	26	1	1	0	15	0	2	1	20	0	22	1	2	3	.376	.284	6
Machado, A	.556	3	9	1	5	0	0	0	1	0	0	0	1	0	1	0	0	0	.600	.556	1
Marinez, L	.180	46	139	25	25	7	0	3	25	0	2	6	30	1	58	1	1	4	.345	.295	1
Muncy, M	.379	8	29	5	11	4	0	2	5	0	0	1	0	0	13	1	0	0	.400	.724	1
Ortiz, G	.292	46	168	44	49	10	1	2	17	0	0	4	32	0	37	3	0	5	.417	.399	8
Pacheco, C	.257	48	144	39	37	10	1	3	13	2	2	13	22	0	45	11	3	2	.398	.403	4
Pariguan, J	.115	22	61	5	7	1	0	0	2	0	0	1	14	0	32	0	1	2	.289	.131	3
Pineda, P	.239	22	71	5	17	5	1	1	17	1	2	1	12	0	27	2	1	3	.349	.380	0

BATTERS	AVG	G	AB	R	H	2B	3B	HR	RBI	SH	SF	HP	BB	IBB	SO	SB	CS	DP	SLG	OBP	E
Rijo, E	.120	8	25	2	3	0	0	0	1	0	1	1	5	0	7	2	1	1	.281	.120	2
Rivera, A	.417	5	12	1	5	2	0	0	5	0	0	0	7	0	2	0	0	0	.632	.583	0
Rodriguez, J	.274	20	62	17	17	4	2	4	10	0	0	1	14	0	29	1	1	1	.416	.597	3
Rosado Jr., J	.189	36	90	15	17	4	1	0	14	1	1	3	24	0	36	2	1	2	.373	.256	12
Ruiz, E	.000	1	4	0	0	0	0	0	1	0	1	0	0	0	3	0	0	0	.000	.000	0
Schofield-Sam, T	.429	7	28	11	12	3	1	0	2	0	0	0	3	1	3	1	0	0	.484	.607	1
Schwartz, N	.244	13	41	4	10	1	0	0	3	0	0	0	6	0	14	0	0	3	.340	.268	0
Toro, A	.375	3	8	1	3	0	0	1	4	0	0	0	2	0	1	0	0	0	.500	.750	0
Valenzuela, S	.143	2	7	1	1	0	0	0	0	0	0	0	0	0	2	0	0	0	.143	.143	0
Wilson, J	.571	5	14	4	8	4	0	0	3	0	0	0	3	0	0	0	0	1	.647	.857	1
Wright, J	.273	3	11	1	3	0	0	0	0	0	0	0	0	0	2	1	0	0	.273	.273	0
Team Total	.246	60	1869	337	460	85	24	25	272	10	20	56	336	2	599	49	15	44	.374	.357	89

PITCHERS	W	L	ERA	G	GS	CG	SHO	SV	SVO	IP	H	R	ER	HR	HB	BB	IBB	SO	WP	BK	AVG
Alvarado, W	2	0	3.12	12	0	0	0	1	1	171	18	11	6	0	1	12	0	13	9	1	2.69
Anderson, L	0	0	9.00	1	0	0	0	0	0	1.0	1	1	1	0	0	1	0	0	1	0	.333
Castro, F	1	1	6.80	12	8	0	0	0	0	43.2	51	39	33	3	4	28	0	35	8	1	2.95
Conover, D	0	4	5.96	8	5	0	0	0	1	25.2	21	21	17	1	7	23	0	34	13	1	2.16
Correa, D	0	0	0.00	4	1	0	0	0	0	4.2	0	0	0	0	0	1	0	9	0	0	0.00
Corro, D	0	1	1.13	3	1	0	0	0	0	8.0	10	8	1	0	1	4	0	3	2	0	2.94
Cusick, R	0	0	0.00	1	1	0	0	0	0	3.0	1	0	0	0	0	3	0	1	0	0	.125
De Jesus, D	2	3	4.56	20	0	0	0	1	5	23.2	25	18	12	1	3	12	0	23	8	3	2.78
Del Rosario, J	0	0	0.00	2	2	0	0	0	0	4.0	2	0	0	0	0	0	0	5	0	0	.143
Fernandez, R	0	0	0.00	1	1	0	0	0	0	1.0	1	0	0	0	0	0	0	1	0	0	.333
Garrett, R	0	0	0.00	1	0	0	0	0	0	0.2	0	0	0	0	0	0	0	0	0	0	0.00
Gonzalez, J	2	1	7.88	19	0	0	0	0	1	24.0	35	25	21	0	1	6	0	24	2	0	.327
Hernandez, C	3	1	3.18	22	0	0	0	5	7	28.1	21	15	10	0	0	13	0	33	7	0	1.96
Jackson, Z	1	1	10.13	2	0	0	0	0	0	2.2	2	3	3	1	0	3	0	6	3	0	2.00
Jean, J	0	0	2.95	5	3	0	0	0	0	18.1	12	8	6	2	1	14	0	33	5	0	.179
Manzano, A	0	0	0.00	1	1	0	0	0	0	2.0	1	0	0	0	0	0	0	2	0	0	.143
Marte, F	0	0	3.89	11	5	0	0	1	1	34.2	33	19	15	2	1	18	0	28	4	0	2.44
Martinez, A	1	0	1.69	4	1	0	0	0	0	5.1	2	1	1	1	0	0	0	8	1	0	.095
Medina, L	0	1	27.00	1	1	0	0	0	0	2.0	6	6	6	0	1	0	0	3	2	0	5.00
Newcomb, S	0	0	0.00	1	1	0	0	0	0	1.0	0	0	0	0	0	0	0	2	0	0	0.00
Nova, A	1	4	9.24	10	5	0	0	0	0	25.1	35	28	26	0	2	23	0	30	4	1	3.40
Parra, J	1	2	5.48	18	0	0	0	1	3	23.0	33	24	14	3	4	7	0	20	3	0	.327
Pérez, F	1	0	0.00	2	0	0	0	0	0	3.0	1	0	0	0	0	2	0	8	0	0	.100
Perez, M	1	4	6.64	13	6	0	0	0	1	39.1	40	35	29	2	3	30	0	38	6	1	2.58
Perkins, J	0	0	0.00	1	1	0	0	0	0	2.0	0	0	0	0	0	0	0	3	0	0	0.00
Pfennigs, J	0	0	21.60	3	0	0	0	0	1	1.2	6	5	4	0	1	2	0	2	0	0	.545
Restituyo, B	2	1	5.93	20	0	0	0	0	2	30.1	33	22	20	2	1	11	0	32	7	1	2.77
Robles, D	0	0	0.00	1	1	0	0	0	0	2.0	0	0	0	0	0	0	0	4	0	0	0.00
Rodriguez, F	2	4	6.83	20	0	0	0	1	6	29.0	44	31	22	3	0	9	0	30	7	0	.346
Silverio, J	3	3	8.28	17	0	0	0	0	0	25.0	30	24	23	2	3	16	0	31	5	2	3.06
Troconis, D	1	4	6.80	12	8	0	0	0	0	42.1	57	48	32	5	5	19	0	45	10	3	3.08
Vera, N	0	0	0.00	3	2	0	0	0	0	3.1	1	0	0	0	0	2	0	2	0	0	.111
Walkinshaw, J	0	1	5.91	6	6	0	0	0	0	10.2	13	7	7	0	1	3	0	8	2	0	.310
Team Total	24	36	5.64	60	60	0	1	10	29	488.0	535	399	306	28	40	262	0	516	109	14	2.75

DOMINICAN

BATTERS	AVG	G	AB	R	H	2B	3B	HR	RBI	SH	SF	HP	BB	IBB	SO	SB	CS	DP	SLG	OBP	E
Baldallo, D	.225	45	129	17	29	0	0	0	10	4	0	1	21	0	29	3	0	4	.338	.225	5
Cota, B	.159	33	82	10	13	1	0	0	15	1	0	4	22	0	22	2	1	3	.361	.171	4
De La Cruz, R	.271	20	59	12	16	3	2	0	9	1	0	4	16	0	16	7	2	1	.456	.390	2
Dume, K	.275	51	167	21	46	5	0	4	34	0	1	2	33	0	56	1	1	7	.399	.377	2
Duran, F	.286	10	28	4	8	1	0	0	2	0	0	5	0	5	0	0	0	2	.394	.321	1
Fernandez, D	.264	50	174	39	46	15	0	2	24	0	4	3	33	0	24	14	1	1	.383	.385	3
Gonzalez, S	.126	42	95	21	12	4	0	0	14	1	1	3	36	0	26	3	2	4	.378	.168	14
Landaeta, R	.247	33	97	13	24	5	0	1	12	0	0	1	18	0	35	2	0	1	.371	.330	3
Lopez, J	.200	10	25	3	5	3	0	0	3	0	0	2	2	0	10	1	1	0	.310	.320	0
Montero, E	.239	54	176	35	42	9	3	3	24	1	2	0	48	0	50	11	2	1	.398	.375	16
Natera, J	.105	19	38	8	4	1	0	0	3	0	0	3	14	0	17	0	0	0	.382	.132	3
Pacheco, A	.158	13	19	2	3	1	0	0	1	0	0	1	4	0	7	0	0	0	.333	.211	1
Pereira, A	.192	28	78	10	15	3	0	0	10	0	2	2	7	0	23	0	0	3	.270	.231	4
Ramos, J	.141	49	149	24	21	2	3	0	12	1	1	2	35	0	62	16	4	3	.310	.195	6
Rojas, S	.224	23	67	15	15	3	0	1	12	1	2	7	8	0	11	0	0	1	.357	.313	0
Superlano, J	.248	39	125	21	31	7	0	3	15	0	1	6	7	0	29	3	3	3	.317	.376	9
Yan, J	.190	35	100	16	19	3	2	0	9	0	2	1	18	0	32	6	3	4	.314	.260	5
Zabaleta, F	.000	12	0	0	0	0	0	0	0	0	0	0	0	0	0	0	0	0	.000	.000	1
Team Total	.217	55	1608	271	349	66	10	14	209	10	16	42	327	0	454	69	20	38	.360	.297	79

PITCHERS	W	L	ERA	G	GS	CG	SHO	SV	SVO	IP	H	R	ER	HR	HB	BB	IBB	SO	WP	BK	AVG
Arends, N	1	1	7.71	13	0	0	0	1	1	14.0	12	13	12	0	3	10	0	9	3	1	2.55
Baldallo, D	0	0	16.20	2	0	0	0	0	0	1.2	6	3	3	0	0	0	0	0	0	0	.600
Chacon, P	0	2	7.17	12	6	0	0	1	1	37.2	45	33	30	2	6	23	0	32	17	1	3.06
Contreras, Y	2	3	7.80	11	5	0	0	0	1	30.0	31	26	26	1	9	27	0	20	13	1	2.77
Cortes, J	0	0	4.67	14	0	0	0	2	2	17.1	11	9	9	3	2	10	0	11	5	0	.175
De Los Santos, E	0	5	5.16	11	7	0	0	0	1	29.2	31	28	17	1	3	20	0	36	8	0	2.63
Gonzalez, D	0	2	7.80	7	3	0	0	1	1	15.0	23	16	13	1	2	8	0	12	6	0	3.54
Guzman, F	1	4	4.28	12	8	0	0	0	0	40.0	50	23	19	0	1	25	0	21	11	0	3.18
Lopez, C	0	0	3.38	8	2	0	0	0	0	13.1	10	7	5	0	0	10	0	12	3	0	2.22
Matos, E	4	2	3.15	10	5	0	0	0	1	34.1	25	18	12	0	2	28	0	28	9	1	2.07
Medina, A	1	0	7.27	13	1	0	0	0	0	17.1	13	19	14	0	3	30	0	13	6	0	2.10
Meraz, H	0	0	11.70	9	0	0	0	1	1	10.0	13	18	13	0	2	10	0	14	1	0	2.95
Parra, J	1	0	10.13	7	1	0	0	0	0	10.2	10	15	12	0	1	18	0	12	4	0	2.50
Pinto, J	2	1	2.79	11	6	0	0	0	0	42.0	37	16	13	0	4	22	0	37	3	2	2.39
Plicet, L	0	2	8.10	6	0	0	0	0	0	6.2	5	6	6	0	2	13	0	14	0	0	2.00
Polanco, B	2	3	3.24	14	0	0	0	1	2	16.2	17	9	6	0	0	6	0	15	6	0	2.79
Ribeiro, S	1	0	15.26	9	0	0	0	0	1	7.2	4	15	13	0	5	22	0	4	17	0	1.82
Silva, Y	3	1	3.72	11	6	1	0	1	1	38.2	38	17	16	3	1	15	0	31	4	0	2.55
Sirotti, O	0	2	5.11	12	0	0	0	1	3	12.1	14	10	7	1	2	7	0	18	1	1	2.69
Urdaneta, R	0	0	1.69	8	0	0	0	1	1	10.2	2	2	2	0	2	8	0	7	3	0	0.67
Zabaleta, F	4	5	5.18	11	5	0	0	0	0	33.0	41	28	19	0	3	20	0	39	4	1	2.99
Team Total	22	33	5.48	55	55	1	2	10	17	438.2	438	331	267	12	53	332	0	385	124	8	2.64

ORGANIZATIONAL LEADERS

ORGANIZATIONAL BATTING LEADERS

BATTING AVERAGE	CLUB(S)	Avg.	G	AB	R	H	HR	RBI
Nankil, Nate	STK, LAN	.303	111	402	53	122	11	70
Diaz, Jordan	LV	.301	102	395	60	119	22	85
Ortiz, German	ACL	.292	46	168	4	49	2	17
Simpson, Will	LAN, MID	.282	127	465	78	131	18	90
Milone, Brennan	MID	.278	127	478	75	133	15	70
Schofield-Sam, T.J.	ACL, STK, LAN	.277	98	390	53	108	6	50
Thomas, Colby	MID, LV	.277	132	513	79	142	31	92
Dume, Kevin	DSL	.275	51	167	21	46	4	34
Clarke, Denzel	MID	.269	116	431	74	116	13	53
Buelvas, Brayán	LAN, MID	.267	113	430	65	115	8	62

HITS	CLUB(S)	H	HOME RUNS	CLUB(S)	HR	RBI	CLUB(S)	RBI
Thomas, Colby	MID, LV	142	Thomas, Colby	MID, LV	31	Thomas, Colby	MID, LV	92
Milone, Brennan	MID	133	Pérez, Carlos	LV	27	Simpson, Will	LAN, MID	90
Simpson, Will	LAN, MID	131	Diaz, Jordan	LV	22	Diaz, Jordan	LV	85
Bolte, Henry	LAN, MID	125	Noda, Ryan	LV	22	Pérez, Carlos	LV	77
Nankil, Nate	STK, LAN	122	Simpson, Will	LAN, MID	18	Bolte, Henry	LAN, MID	73
Diaz, Jordan	LV	119	Mann, Luke	STK, LAN	16	Bowman, Cooper	MID, LV	70
Angeles, Euribiel	LAN, MID	118	Six players tied		15	Milone, Brennan	MID	70
Bowman, Cooper	MID, LV	117				Nankil, Nate	STK, LAN	70
Clarke, Denzel	MID	116				Angeles, Euribiel	LAN, MID	64
Buelvas, Brayán	LAN, MID	115				Buelvas, Brayán	LAN, MID	62

RUNS SCORED	CLUB(S)	R	DOUBLES	CLUB(S)	2B	TRIPLES	CLUB(S)	3B
Bolte, Henry	LAN, MID	92	Thomas, Colby	MID, LV	44	Bolte, Henry	LAN, MID	8
Bowman, Cooper	MID, LV	83	Bolte, Henry	LAN, MID	32	Clarke, Denzel	MID	8
Noda, Ryan	LV	81	Simpson, Will	LAN, MID	31	Buelvas, Brayán	LAN, MID	7
Pérez, Carlos	LV	79	Winkler, Jack	MID	31	Freitez, L	ACL	6
Thomas, Colby	MID, LV	79	Milone, Brennan	MID	29	Angeles, Euribiel	LAN, MID	5
Simpson, Will	LAN, MID	78	Buelvas, Brayán	LAN, MID	28	Arevalo, Angel	ACL STK, LAN	5
Milone, Brennan	MID	75	Wilson, Jacob	ACL, MID, LV	28	Bautista Jr., Danny	LAN	5
Clarke, Denzel	MID	74	Nankil, Nate	STK, LAN	27	Butler, Jonny	LAN	5
Butler, Jonny	LAN	72	Pozo, Yohel	LV	27	Thomas, Colby	MID, LV	5
Park, Hoy	LV	71	Pérez, Carlos	LV	27	Five players tied		4

WALKS	CLUB(S)	BB	STOLEN BASES	CLUB(S)	SB	EXTRA-BASE HITS	CLUB(S)	XBH
Noda, Ryan	LV	89	Bolte, Henry	LAN, MID	46	Thomas, Colby	MID, LV	80
Lasko, Ryan	STK, LAN	79	Bowman, Cooper	MID, LV	43	Pérez, Carlos	LV	58
Naylor, Myles	STK	79	Clarke, Denzel	MID	36	Bolte, Henry	LAN, MID	55
Simpson, Will	LAN, MID	76	Lasko, Ryan	STK, LAN	33	Simpson, Will	LAN, MID	53
Park, Hoy	LV	67	Perez, Junior	MID	28	Milone, Brennan	MID	46
Butler, Jonny	LAN	64	Winkler, Jack	MID	28	Diaz, Jordan	LV	45
Bolte, Henry	LAN, MID	61	Buelvas, Brayán	LAN, MID	27	Noda, Ryan	LV	45
Salom, Dereck	STK, LAN	60	Yamauchi, Casey	STK, LAN	20	Buelvas, Brayán	LAN, MID	43
Milone, Brennan	MID	59	Angeles, Euribiel	LAN, MID	19	Pozo, Yohel	LV	43
Bowman, Cooper	MID, LV	58	Butler, Jonny	LAN	18	Three players tied		42

TOTAL BASES	CLUB(S)	TB	SLUGGING PCT.	CLUB(S)	SLG	ON-BASE PCT.	CLUB(S)	OBP
Thomas, Colby	MID, LV	289	Thomas, Colby	MID, LV	.563	Ortiz, German	ACL	.417
Simpson, Will	LAN, MID	224	Pérez, Carlos	LV	.544	Nankil, Nate	STK, LAN	.404
Pérez, Carlos	LV	222	Diaz, Joran	LV	.529	Dume, Kevin	DSL	.399
Bolte, Henry	LAN, MID	218	Noda, Ryan	LV	.486	Montero, Edgar	DSL	.398
Milone, Brennan	MID	211	Simpson, Will	LAN, MID	.482	Pacheco, Carlos	ACL	.398
Diaz, Jordan	LV	209	Bolte, Henry	LAN, MID	.466	Noda, Ryan	LV	.391
Clarke, Denzel	MID	192	Nankil, Nate	STK, LAN	.458	Fernandez, Darling	DSL	.383
Bowman, Cooper	MID, LV	187	Clarke, Denzel	MID	.445	Simpson, Will	LAN, MID	.378
Pozo, Yohel	LV	186	Milone, Brennan	MID	.441	Park, Hoy	LV	.374
Nankil, Nate	STK, LAN	184	Buelvas, Brayán	LAN, MID	.421	Bolte, Henry	LAN, MID	.368

ORGANIZATIONAL PITCHING LEADERS

EARNED RUN AVERAGE	CLUB(S)	W-L	ERA	IP	H	BB	SO
Gonzalez, James	LAN, MID, LV	7-4	3.41	121.1	112	38	110
Hoglund, Gunnar	MID, LV	9-7	3.44	130.2	103	37	119
Garland, Jake	LAN, MID, LV	7-6	3.82	108.1	103	38	70
Beers, Blake	MID, LV	11-7	3.91	149.2	139	49	139
Myers, Mitch	LAN, LV	6-7	4.57	114.1	130	26	101
Restituyo, Brayon	ACL, STK	2-2	6.19	56.2	61	25	65

WINS	CLUB(S)	W	SAVES	CLUB(S)	SV	COMPLETE GAMES	CLUB(S)	CG
Beers, Blake	MID, LV	11	Elledge, Seth	MID	11	Hoglund, Gunnar	MID, LV	1
Barrera, Diego	STK, LAN, LV	9	Holman, Grant	MID LV	9	Silva, Yeferson	DSL	1
Hoglund, Gunnar	MID, LV	9	Johnson, Colton	LAN, MID	9			
Ginn, J.T.	MID, LV	8	Barrera, Diego	STK, LAN, LV	7			
Garland, Jake	LAN, MID, LV	7	Correa, Danis	ACL, MID, LV	7			
Gonzalez, James	LAN, MID, LV	7	Santos, Pedro	MID, LV	7			
Otañez, Michel	LV	7	Breault, Hunter	LAN	6			
Robles, Domingo	ACL, MID	7	Hernandez, Camilo	ACL, STK	6			
Watters, Jacob	LAN, LV	7	Dallas, Micah	STK, LAN, MID	5			
Three players tied		6	Ferguson, Tyler	LV	5			

INNINGS PITCHED	CLUB(S)	IP	STRIKEOUTS	CLUB(S)	SO
Beers, Blake	MID, LV	149.2	Beers, Blake	MID, LV	139
Hoglund, Gunnar	MID, LV	130.2	Johnston, Will	STK, LAN, MID	137
Gonzalez, James	LAN, MID, LV	121.1	Hoglund, Gunnar	MID, LV	119
Myers, Mitch	LAN, LV	114.1	Gonzalez, James	LAN, MID, LV	110
Garland, Jake	LAN, MID, LV	108.1	Basso, Brady	MID, LV	109
Ginn, J.T.	MID, LV	102.2	Perkins, Jack	ACL, MID	103
Guante, Wander	LAN, MID, LV	101.1	Myers, Mitch	LAN, LV	101
Johnston, Will	STK, LAN, MID	99.2	Dicochea, Jose	STK, LAN	100
Dugger, Robert	LV	94	Ginn, J.T.	MID, LV	97
Basso, Brady	MID, LV	93	Finley, Jackson	STK	94

ORGANIZATIONAL STANDINGS

Club	First Half			Second Half			Overall		
	W-L	Pos.	GB	W-L	Pos.	GB	W-L	Pos.	Pct.
Las Vegas (AAA)	37-38	3rd	7.0	37-37	3rd	7.0	74-75	4th	7.5 .497
Midland (AA)	40-29	2nd	4.0	44-25	1st	-	84-54	T-1st	- .609
Lansing (A+)	32-33	4th	8.5	27-39	5th	13.0	59-72	5th	18.5 .450
Stockton (A)	26-38	4th	15.0	20-46	4th	17.0	46-84	4th	27.5 .354
Arizona (Rookie)							24-36	5th	10 .483
Dominican (Rookie)							22-33	7th	19.5 .400

2024 MINOR LEAGUE POSTSEASON ALL-STARS

Pacific Coast League

Nick Allen
Armando Alvarez
Jordan Diaz
Grant Holman
Colby Thomas

Texas League

Cooper Bowman
Brennan Milone
Colby Thomas

Midwest League

Henry Bolte
Brayan Buelvas
Will Simpson

California League

Nate Nankil

ORGANIZATIONAL PLAYERS

MARK HENRY ADAMIAK

RHP

Born: Des Plaines, Illinois, December 15, 2000; **Home:** Shawnee, Kansas

Bats: Right; **Throws:** Right; **Height:** 6-4; **Weight:** 230

Obtained: Selected in the 15th round of the 2022 First Year Player Draft

Signed out of the University of Arkansas by A's scout Steve Abney...made nine appearances with three starts his redshirt sophomore year...went 2-0 with a 3.95 ERA in 13.2 innings with 18 strikeouts.

Year	Club	W	L	ERA	G	GS	CG	SHO	SV	IP	H	R	ER	HR	HB	BB	IBB	SO	WP	BK
2022	ACL A's (R)	0	1	19.29	3	1	0	0	0	2.0	2	5	5	0	1	3	0	1	2	0
	Stockton (A)	0	0	13.50	1	0	0	0	0	2.0	5	3	3	0	0	1	0	3	0	0
2023	ACL A's (R)	0	1	10.66	12	0	0	0	0	12.2	18	16	15	2	1	11	0	14	6	1
	Lansing (A)	0	0	5.40	4	0	0	0	0	5.0	4	3	3	1	0	2	0	7	0	0
2024	Stockton (A)	5	5	4.90	45	0	0	0	2	60.2	62	41	33	7	6	28	0	75	12	1
Minor League Totals		5	7	6.42	65	1	0	0	2	82.2	91	68	59	10	8	45	0	100	20	2

WILFRED JOSUE ALVARADO (Muset)

RHP

Born: Valencia, Venezuela, November 20, 2005; **Home:** Valencia, Venezuela

Bats: Right; **Throws:** Right; **Height:** 6-3; **Weight:** 190

Obtained: Signed as a free agent to a minor league contract on January 15, 2023

Year	Club	W	L	ERA	G	GS	CG	SHO	SV	IP	H	R	ER	HR	HB	BB	IBB	SO	WP	BK
2023	D-ATH	0	1	5.32	16	0	0	0	1	22.0	23	14	13	0	1	11	0	25	6	0
2024	ACL A's (R)	2	0	3.12	12	0	0	0	1	17.1	18	11	6	0	1	12	0	13	9	1
	Stockton (A)	0	1	24.92	2	0	0	0	0	4.1	11	12	12	3	1	3	0	4	6	0
Minor League Totals		2	2	6.39	30	0	0	0	2	43.2	52	37	31	3	3	26	0	42	21	1

LUKE ROBERT ANDERSON

RHP

Born: Prairie Village, Kansas, August 5, 1998; **Home:** Prairie Village, Kansas

Bats: Right; **Throws:** Right; **Height:** 6-2; **Weight:** 205

Obtained: Selected in the 15th round of the 2021 First-Year Player Draft

Began his college career at Missouri...signed by Steve Abney...played two seasons at Central Oklahoma...finished his college career 9-5 with a 5.32 ERA over 35 games, 18 of which were starts.

Year	Club	W	L	ERA	G	GS	CG	SHO	SV	IP	H	R	ER	HR	HB	BB	IBB	SO	WP	BK
2021	ACL A's (R)	0	0	0.00	2	0	0	0	0	3.0	1	0	0	0	0	0	0	3	0	0
2022	Stockton (A)	8	7	5.81	27	13	0	0	0	96.0	118	75	62	17	5	58	0	111	15	2
2023	Lansing (A)	2	0	7.36	12	0	0	0	1	18.1	18	17	15	2	3	22	1	16	4	0
2024	ACL A's (R)	0	0	9.00	1	0	0	0	0	1.0	1	1	1	0	0	1	0	0	1	0
	Stockton (A)	2	2	5.28	18	0	0	0	1	15.1	14	14	9	0	3	20	0	21	3	0
Minor League Totals		12	9	5.86	60	13	0	0	2	133.2	152	107	87	19	11	101	1	151	23	2

BRYAN ENRIQUE ANDRADE (MARSELLA)

INF

Born: Caracas, Venezuela, February 3, 2005; **Home:** Caracas, Venezuela

Bats: Right; **Throws:** Right; **Height:** 6-1; **Weight:** 145

Obtained: Signed as a free agent to a minor league contract on June 1, 2022

Year	Club	AVG.	G	AB	R	H	2B	3B	HR	RBI	SH	SF	HP	BB	SO	SB	CS	OBP	SLG	E
2022	DSL A's	.198	34	101	12	20	2	0	0	12	1	4	4	13	19	1	0	.303	.218	9
2023	DSL A's	.188	29	96	10	18	0	0	0	14	0	1	3	11	18	0	0	.288	.188	4
2024	ACL A's (R)	.262	16	42	4	11	0	1	0	8	0	0	0	0	12	0	1	.262	.310	3
Minor League Totals		.205	79	239	26	49	2	1	0	34	1	5	7	24	49	1	1	.291	.222	16

EURIBIEL ANGELES

INF

Born: Higüey, Dominican Republic, May 11, 2002; **Home:** Higüey, Dominican Republic

Bats: Right; **Throws:** Right; **Height:** 5-11; **Weight:** 175

Obtained: Acquired from San Diego with Adrián Martínez for Sean Manaea and Aaron Holiday on April 3, 2022

Year	Club	AVG.	G	AB	R	H	2B	3B	HR	RBI	SH	SF	HP	BB	SO	SB	CS	OBP	SLG	E
2019	DSL Padres	.301	44	173	28	52	9	2	0	26	0	6	4	15	19	17	9	.359	.376	13
2021	Lake Elsinore (A)	.343	87	362	65	124	22	6	3	56	2	5	4	32	61	18	6	.397	.461	11
	Fort Wayne (A+)	.264	18	72	12	19	4	0	1	8	2	0	4	8	16	1	1	.369	.361	0
2022	Lansing (A)	.278	97	363	29	101	19	1	2	32	2	2	4	17	58	8	6	.316	.353	9
2023	Lansing (A)	.272	110	397	40	108	18	4	7	50	2	3	2	11	56	21	3	.293	.390	11
	Midland (AA)	.227	6	22	3	5	0	0	0	1	0	0	0	1	2	0	0	.261	.227	0
2024	Lansing (A)	.279	85	344	41	96	15	4	6	54	0	3	1	16	41	15	4	.310	.398	12
	Midland (AA)	.222	33	99	11	22	5	1	1	10	0	1	2	6	13	4	0	.278	.323	0
Minor League Totals		.288	480	1832	229	527	92	18	20	237	8	20	21	106	266	84	29	.330	.390	56

ANGEL ISMEL AREVALO (MEDINA)

INF

Born: Caracas, Venezuela, October 2, 2003; **Home:** Caracas, Venezuela

Bats: Right; **Throws:** Right; **Height:** 5-11; **Weight:** 160

Obtained: Signed as a free agent to a minor league contract, January 15, 2021

Signed by Ruben Barradas.

Year	Club	AVG.	G	AB	R	H	2B	3B	HR	RBI	SH	SF	HP	BB	SO	SB	CS	OBP	SLG	E
2021	DSL A's (R)	.297	27	74	16	22	5	4	0	15	0	2	2	18	19	1	3	.438	.473	8
2022	ACL A's (R)	.229	29	70	11	16	4	0	0	10	2	1	0	14	25	1	2	.353	.286	13
2023	ACL A's (R)	.191	35	110	28	21	5	2	2	10	0	2	4	29	43	8	2	.372	.327	13
	Stockton (A)	.186	22	70	7	13	1	1	0	7	0	0	1	8	29	3	2	.278	.229	2
2024	ACL A's (R)	.213	45	136	24	29	7	5	4	23	0	2	5	26	59	11	0	.355	.426	8
	Stockton (A)	.176	6	17	2	3	0	0	0	2	0	0	0	4	8	1	0	.333	.176	1
	Lansing (A)	.250	3	4	1	1	0	0	0	1	0	0	1	1	1	0	0	.400	.250	0
Minor League Totals		.218	167	481	89	105	22	12	6	67	3	7	12	100	184	26	9	.362	.351	45

COREY JACOB AVANT

RHP

Born: Burlington, North Carolina, November 6, 2001; **Home:** Monroe, North Carolina

Bats: Right; **Throws:** Right; **Height:** 6-3; **Weight:** 212

Obtained: Selected in the ninth round of the 2023 First Year Player Draft

Went 1-3 with a 5.45 ERA in 22 appearances (two starts) spanning 38.0 innings pitched for Mississippi State... for his career, he went 4-4 with a 4.57 ERA and six saves in 67.0 innings of work, including 107 strikeouts and 42 walks.

Year	Club	W	L	ERA	G	GS	CG	SHO	SV	IP	H	R	ER	HR	HB	BB	IBB	SO	WP	BK
2023	ACL A's (R)	0	1	6.75	3	0	0	0	0	4.0	6	3	3	0	0	5	0	3	2	0
2024	Stockton (A)	2	6	7.26	24	6	0	0	2	57.0	81	54	46	7	3	39	1	68	11	0
	Las Vegas (AAA)	1	0	7.90	10	0	0	0	0	13.2	13	12	12	0	2	9	0	12	1	0
Minor League Totals		3	7	7.35	37	6	0	0	2	74.2	100	69	61	7	5	53	1	83	14	0

DIEGO BARRERA

LHP

Born: Fontana, California, May 5, 2000; **Home:** Ocoee, Florida

Bats: Left; **Throws:** Left; **Height:** 5-11; **Weight:** 169

Obtained: Selected in the 20th round of the 2023 First Year Player Draft

Went 8-2 with a 2.53 ERA in his senior season at Loyola Marymount...began his collegiate career at Washington in 2019 but attended Mt. San Antonio College (JC) in 2020 before transferring to LMU in 2021... across 51 games as a four-year college player, the left-hander was 13-6 with a 2.85 ERA...he struck out 199 and walked 44 while allowing just 14 home runs.

Year	Club	W	L	ERA	G	GS	CG	SHO	SV	IP	H	R	ER	HR	HB	BB	IBB	SO	WP	BK
2023	ACL A's (R)	0	0	0.00	2	0	0	0	0	2.0	1	0	0	0	0	0	0	2	0	0
2024	Stockton (A)	6	2	2.77	26	0	0	0	2	39.0	37	16	12	3	1	13	0	48	3	0
	Lansing (A)	3	0	2.28	17	0	0	0	5	27.2	25	9	7	1	0	10	1	19	2	0
	Las Vegas (AAA)	0	0	16.20	1	1	0	0	0	1.2	3	3	3	0	0	1	0	1	0	0
Minor League Totals		9	2	2.82	46	1	0	0	7	70.1	66	28	22	4	1	24	1	70	5	0

PLAYER DEVELOPMENT

TYLER COLE BAUM

RHP

Born: Orlando, Florida, January 14, 1998; **Home:** Ocoee, Florida

Bats: Right; **Throws:** Right; **Height:** 6-1; **Weight:** 201

Obtained: Selected in the second round of the 2019 First Year Player Draft

Signed by William Avent...played three seasons for the University of North Carolina...was an All-ACC selection in 2019 for the Tar Heels...finished his collegiate career 18-4 with a 3.71 ERA in 51 appearances, 43 of which were starts...logged 220 strikeouts and 84 walks in 221.0 career innings pitched.

Year	Club	W	L	ERA	G	GS	CG	SHO	SV	IP	H	R	ER	HR	HB	BB	IBB	SO	WP	BK
2019	Vermont (A)	0	3	4.70	11	11	0	0	0	30.2	29	18	16	4	2	7	0	34	2	0
2021	ACL A's (R)	0	3	12.08	8	6	0	0	0	12.2	12	19	17	1	3	20	0	11	2	2
2022	ACL A's (R)	0	0	3.00	2	0	0	0	1	3.0	0	1	1	0	2	1	0	3	2	0
	Stockton (A)	1	1	18.75	25	0	0	0	0	24.0	34	55	50	2	9	46	0	29	23	0
2023	Lansing (A)	1	2	1.72	24	0	0	0	11	31.1	15	9	6	1	1	14	1	37	2	1
	Midland (AA)	1	0	6.88	15	0	0	0	5	17.0	20	17	13	1	1	11	0	25	3	1
2024	Midland (AA)	3	5	4.01	36	0	0	0	2	49.1	42	27	22	5	5	23	0	65	4	1
	Las Vegas (AAA)	0	1	9.28	9	0	0	0	0	10.2	13	11	11	3	1	11	0	7	1	0
Minor League Totals		6	15	6.85	130	17	0	0	19	178.2	165	157	136	17	24	133	1	211	39	5

BLAKE AUSWEGER BEERS

RHP

Born: Torrance, California, July 15, 1998; **Home:** Manhattan Beach, California

Bats: Right; **Throws:** Right; **Height:** 6-4; **Weight:** 220

Obtained: Selected in the 19th round of the 2021 First-Year Player Draft

Attended the University of Michigan...signed by Richard Sparks...in his college career, was 4-4 with a 6.56 ERA (52 er in 71.1 ip) in 33 games over four seasons.

Year	Club	W	L	ERA	G	GS	CG	SHO	SV	IP	H	R	ER	HR	HB	BB	IBB	SO	WP	BK
2021	ACL A's (R)	0	0	9.00	1	1	0	0	0	1.0	2	1	1	1	0	0	0	1	0	0
2022	Stockton (A)	2	2	4.08	7	6	0	0	0	39.2	38	19	18	7	2	7	0	51	5	0
	Lansing (A)	0	4	4.08	10	10	0	0	0	53.0	50	26	24	4	7	24	0	49	2	0
2023	Lansing (A)	4	1	2.91	7	4	0	0	0	34.0	28	12	11	2	2	13	0	35	3	0
	Midland (AA)	3	10	7.81	18	17	0	0	0	80.2	98	76	70	16	12	34	0	74	6	0
2024	Midland (AA)	11	6	3.33	24	21	0	0	0	129.2	108	52	48	16	10	39	0	122	3	3
	Las Vegas (AAA)	0	1	7.65	4	3	0	0	0	20.0	31	18	17	5	2	10	0	17	0	0
Minor League Totals		20	24	4.75	71	62	0	0	0	358.0	355	204	189	51	35	127	0	349	19	3

NELSON JUNIOR BELTRAN (MORALES)

IF

Born: San Pedro de Macoris, Dominican Republic, December 28, 2001; **Home:** San Pedro de Macoris, Dominican Republic

Bats: Right; **Throws:** Right; **Height:** 5-11; **Weight:** 196

Obtained: Signed as a free agent to a minor league contract, July 9, 2018

Signed by Yendri Bachelor.

Year	Club	AVG.	G	AB	R	H	2B	3B	HR	RBI	SH	SF	HP	BB	SO	SB	CS	OBP	SLG	E
2019	DSL A's (R)	.167	43	126	22	21	1	0	0	8	1	1	6	13	38	10	1	.274	.175	20
2021	DSL A's (R)	.263	44	114	19	30	6	2	0	17	0	1	7	14	41	13	1	.375	.351	5
2022	ACL A's (R)	.269	38	119	33	32	7	2	3	16	0	0	9	16	43	7	2	.396	.437	2
2023	ACL A's (R)	.299	23	67	16	20	2	1	1	10	0	1	3	13	15	6	1	.429	.403	2
	Stockton (A)	.116	35	112	14	13	6	0	0	4	0	0	2	16	55	0	2	.238	.170	0
2024	Stockton (A)	.206	82	286	37	59	7	2	3	26	1	2	11	42	107	11	3	.328	.276	3
Minor League Totals		.212	265	824	141	175	29	7	7	81	2	5	38	114	299	47	10	.333	.290	32

HUNTER MATHIAS HOKU BREULT

RHP

Born: Kapolei, Hawaii, June 12, 1999; **Home:** Kapolei, Hawaii
Bats: Right; **Throws:** Right; **Height:** 6-3; **Weight:** 225
Obtained: Selected in the 20th round of the 2021 First-Year Player Draft

Played collegiately at Oregon...signed by James Coffman...was 4-3 with a 4.68 ERA and 44 strikeouts in 50 games, two of which were starts, across four years of college.

Year	Club	W	L	ERA	G	GS	CG	SHO	SV	IP	H	R	ER	HR	HB	BB	IBB	SO	WP	BK
2021	ACL A's (R)	1	1	13.50	2	0	0	0	0	2.2	5	4	4	0	0	1	0	2	0	0
	Stockton (A)	1	1	2.57	8	0	0	0	0	14.0	15	8	4	0	0	3	0	9	0	0
2022	Stockton (A)	2	6	3.72	44	0	0	0	10	58.0	69	43	24	9	5	17	0	64	4	0
	Las Vegas (AAA)	0	0	9.82	6	0	0	0	0	7.1	14	8	8	3	2	2	0	4	0	0
2023	ACL A's (R)	0	0	3.38	3	1	0	0	0	2.2	4	1	1	0	0	1	0	4	0	0
	Lansing (A)	1	3	8.26	19	0	0	0	0	28.1	48	29	26	4	1	10	0	16	3	0
2024	Lansing (A)	4	3	6.08	36	0	0	0	6	40	43	31	27	5	2	30	1	42	5	1
Minor League Totals		9	14	5.53	118	1	0	0	16	153	198	124	94	21	10	64	1	141	12	1

RYAN DOUGLAS BROWN

RHP

Born: Salem, Oregon, November 2, 2000; **Home:** Willis, Texas
Bats: Right; **Throws:** Right; **Height:** 6-1; **Weight:** 215
Obtained: Selected in the 16th round of the 2023 First-Year Player Draft

Recorded 11 saves, tied for the most in the Pac-12 in 2023...an All-Pac-12 Honorable Mention, went 4-2 with a 3.23 ERA in 25 games for the Beavers last season, striking out 34 batters and walking just five across 30.2 innings...across three collegiate seasons, Brown was 9-4 with 20 saves and a 3.90 ERA in 56 career outings, all in relief.

Year	Club	W	L	ERA	G	GS	CG	SHO	SV	IP	H	R	ER	HR	HB	BB	IBB	SO	WP	BK
2023	ACL A's (R)	0	0	5.63	5	0	0	0	0	8.0	10	8	5	1	1	1	0	4	1	0
2024	Stockton (A)	2	3	4.67	21	7	0	0	4	69.1	57	38	36	3	1	21	0	79	5	0
	Las Vegas (AAA)	0	0	9.00	3	0	0	0	0	4.0	5	4	4	1	2	3	0	4	0	0
Minor League Totals		2	3	4.98	29	7	0	0	4	81.1	72	50	45	5	4	25	0	87	6	0

BRAYAN DAVID BUELVAS (DURANGO)

OF

Born: Montería, Colombia, June 8, 2002; **Home:** Montería, Colombia
Bats: Right; **Throws:** Right; **Height:** 5-11; **Weight:** 181
Obtained: Signed as a free agent to a minor league contract, July 3, 2018

Signed by Jose Quintero...made his full-season debut with Stockton in 2021 and set career highs in all major counting stats.

Year	Club	AVG.	G	AB	R	H	2B	3B	HR	RBI	SH	SF	HP	BB	SO	SB	CS	OBP	SLG	E
2019	DSL A's (R)	.244	23	78	4	19	5	1	0	14	0	0	2	8	14	4	4	.330	.333	1
	AZL A's (R)	.300	44	160	26	48	10	7	3	27	0	1	3	22	46	12	5	.392	.506	4
2021	Stockton (A)	.219	88	347	54	76	11	4	16	50	0	1	7	37	95	17	7	.306	.412	5
2022	ACL A's (R)	.261	7	23	4	6	1	1	1	4	0	1	2	4	6	4	0	.400	.522	0
	Lansing (A)	.195	69	236	28	46	14	1	7	26	0	1	6	17	57	7	4	.265	.352	3
2023	Stockton (A)	.290	54	200	36	58	12	3	9	33	1	1	2	31	51	23	2	.389	.515	2
	Lansing (A)	.135	32	111	6	15	4	1	2	10	0	1	2	9	38	8	2	.211	.243	2
	Midland (AA)	.187	20	75	13	14	3	1	1	19	0	2	1	5	21	0	0	.241	.293	0
2024	Lansing (A)	.272	80	309	54	84	20	6	7	51	0	3	3	46	80	22	6	.368	.443	3
	Midland (AA)	.256	33	121	11	31	8	1	1	11	0	1	1	8	34	5	1	.305	.364	3
Minor League Totals		.239	450	1660	236	397	88	26	47	245	1	12	29	187	442	102	31	.325	.408	23

PLAYER DEVELOPMENT

JONATHAN WILLIAM BUTLER

OF

Goes by "Jonny"

Born: Joliet, Illinois, February 12, 1999; **Home:** Channahon, Illinois

Bats: Left; **Throws:** Right; **Height:** 6-2; **Weight:** 200

Obtained: Selected in the 14th round of the 2021 First-Year Player Draft

Named First Team All-ACC and Second Team Division I All-American for North Carolina State in 2021...in three seasons with NC State, hit .312 with 3 home runs and 23 RBI.

Year	Club	AVG.	G	AB	R	H	2B	3B	HR	RBI	SH	SF	HP	BB	SO	SB	CS	OBP	SLG	E
2021	ACL A's (R)	.300	4	10	2	3	0	0	1	3	0	0	0	2	1	0	0	.417	.600	0
	Lansing (A)	.203	25	79	9	16	2	1	1	9	0	2	0	9	22	1	0	.278	.291	1
2022	Lansing (A)	.244	37	119	16	29	8	1	2	21	0	2	0	15	33	4	0	.324	.378	0
2023	Lansing (A)	.238	64	227	34	54	9	6	10	33	0	1	8	22	63	19	2	.326	.463	1
	Midland (AA)	.288	23	80	14	23	3	3	2	10	0	0	1	11	21	6	0	.380	.475	1
2024	Lansing (A)	.224	113	451	72	101	26	5	8	50	0	1	6	64	111	18	4	.328	.357	5
Minor League Totals		.234	266	966	147	226	48	16	24	126	0	6	15	123	251	48	6	.328	.391	8

JORGE CAMARILLO

INF

Goes by "Ali"

Born: Chula Vista, California, May 15, 2003; **Home:** Chula Vista, California

Bats: Right; **Throws:** Right; **Height:** 6-1; **Weight:** 185

Obtained: Selected in the 12th round of the 2024 First-Year Player Draft

Signed by Kelcey Mucker...hit .288 with a .816 OPS, 59 strikeouts, and 34 walks in 68 games including seven home runs and nine stolen bases for Texas A&M.

Year	Club	AVG.	G	AB	R	H	2B	3B	HR	RBI	SH	SF	HP	BB	SO	SB	CS	OBP	SLG	E
2024																				
Minor League Totals																				

LUIS ANGEL CARRASCO (ALVAREZ)

RHP

Born: Barquisimeto, Venezuela, December 19, 2001; **Home:** San Vicente, Venezuela

Bats: Right; **Throw:** Right; **Height:** 6-1; **Weight:** 255

Obtained: Signed as a free agent to a minor league contract, July 13, 2018

Signed by Ruben Barradas...set career bests in all major statistical categories in 2021...was named ACL Pitcher of the Week for the week of August 16-22.

Year	Club	W	L	ERA	G	GS	CG	SHO	SV	IP	H	R	ER	HR	HB	BB	IBB	SO	WP	BK
2019	AZL A's (R)	0	0	6.91	6	4	0	0	0	14.1	19	11	11	0	1	4	0	12	3	2
2021	ACL A's (R)	1	1	3.94	10	6	0	0	0	32.0	37	17	14	2	4	6	0	33	0	0
	Stockton (A)	0	0	4.38	7	0	0	0	0	12.1	14	8	6	1	1	4	0	11	0	1
2022	ACL A's (R)	3	1	1.82	7	2	0	0	0	24.2	24	5	5	2	1	8	0	18	2	0
	Stockton (A)	0	0	13.50	2	0	0	0	0	1.1	5	3	2	0	0	0	0	2	0	0
2023	Stockton (A)	4	7	4.81	17	15	0	0	0	78.2	97	54	42	4	7	23	0	73	2	0
2024	Lansing (A)	2	5	5.14	19	7	0	0	1	63.0	57	40	36	8	2	31	0	43	0	0
Minor League Totals		10	14	4.61	68	34	0	0	1	226.1	253	138	116	17	16	76	0	192	7	3

FELIX JUNIOR CASTRO (REYNOSO)

RHP

Born: Santo Domingo, Dominican Republic, February 16, 2004; **Home:** Higuey, Dominican Republic

Bats: Right; **Throws:** Right; **Height:** 6-3; **Weight:** 189

Obtained: Selected as a free agent to a minor league contract on May 4, 2022

Year	Club	W	L	ERA	G	GS	CG	SHO	SV	IP	H	R	ER	HR	HB	BB	IBB	SO	WP	BK
2022	DSL A's (R)	0	1	4.33	15	2	0	0	3	27.0	18	19	13	1	3	22	0	30	4	3
2023	DSL A's (R)	0	1	2.75	16	0	0	0	6	19.2	14	6	6	1	3	8	0	29	4	1
2024	ACL A's (R)	1	1	6.80	12	8	0	0	0	43.2	51	39	33	3	4	28	0	35	8	1
	Stockton (A)	0	0	29.70	3	0	0	0	0	3.1	7	11	11	1	2	6	0	4	2	0
Minor League Totals		1	3	6.05	46	10	0	0	9	93.2	90	75	63	6	12	64	0	98	18	5

COLTON LLOYD CONN

C

Goes by "Cole"

Born: Belleville, Illinois, July 11, 2001; **Home:** Le Roy, Illinois

Bats: Switch; **Throws:** Right; **Height:** 5-11; **Weight:** 177

Obtained: Selected in the 12th round of the 2023 First-Year Player Draft

Hit .232 with 12 doubles, one triple, seven home runs, 26 RBI and 16 stolen bases in his final collegiate season...over three collegiate seasons, the switch hitter batted .273 with a .374 on-base percentage and a .492 slugging percentage...started in each of his 51 games for the Flames last year, including 45 starts at catcher.

Year	Club	AVG.	G	AB	R	H	2B	3B	HR	RBI	SH	SF	HP	BB	SO	SB	CS	OBP	SLG	E
2023	ACL A's (R)	.231	10	26	3	6	0	0	0	1	0	0	1	5	7	5	1	.375	.231	0
2024	Stockton (A)	.273	40	139	24	38	6	1	4	28	4	2	7	33	38	5	1	.431	.417	3
	Lansing (A)	.208	54	173	21	36	7	0	3	19	0	3	2	21	42	5	1	.296	.301	11
Minor League Totals		.237	104	338	48	80	13	1	7	48	4	5	10	59	87	15	3	.362	.343	14

DREW AUSTIN CONOVER

RHP

Born: Morristown, New Jersey, July, 27, 2001; **Home:** Cranbury, New Jersey

Bats: Right; **Throws:** Right; **Height:** 6-4; **Weight:** 194

Obtained: Selected in the 11th round of the 2023 First-Year Player Draft

Went 5-4 with a 4.50 ERA in 17 games, including 14 starts, in his junior season at Rutgers and was named Third Team All-Big Ten... began his college career at Seton Hall before transferring to Rutgers after his sophomore season...a 2022 Cape Cod League All-Star, Conover was originally drafted by Detroit in the 2022 First-Year Player Draft...in three collegiate seasons, he won a combined 7-6 with a 4.98 ERA in 43 appearances.

Year	Club	W	L	ERA	G	GS	CG	SHO	SV	IP	H	R	ER	HR	HB	BB	IBB	SO	WP	BK
2023	ACL A's (R)	0	0	0.00	1	0	0	0	0	0.2	0	0	0	0	0	2	0	2	0	0
2024	ACL A's (R)	0	4	5.96	8	5	0	0	0	13.2	21	21	17	1	7	23	0	34	13	1
	Stockton (A)	0	3	15.80	7	2	0	0	0	13.2	12	27	24	1	7	31	0	15	4	0
	Lansing (A)	0	1	--	1	0	0	0	0	0.0	2	4	4	0	0	5	0	0	1	0
	Las Vegas (AAA)	0	0	54.00	1	0	0	0	0	1.0	5	6	6	0	0	5	0	1	0	0
Minor League Totals		0	8	11.20	18	7	0	0	0	41.0	40	58	51	2	14	66	0	52	18	1

BAILEY-JAY MALCOLM COOKE

IF

Goes by "Bjay"

Born: Perth, Australia, March 14, 2003; **Home:** High Wycombe, Western Australia

Bats: Right; **Throws:** Right; **Height:** 6-2; **Weight:** 192

Obtained: Signed as a free agent to a minor league contract, May 2, 2022

Was signed by Dan Betreen.

Year	Club	AVG.	G	AB	R	H	2B	3B	HR	RBI	SH	SF	HP	BB	SO	SB	CS	OBP	SLG	E
2022	ACL A's (R)	.256	12	39	7	10	2	4	0	5	0	0	3	6	16	2	0	.396	.513	2
2023	Stockton (A)	.194	97	340	31	66	8	0	1	24	1	2	4	44	155	14	7	.292	.226	30
2024	ACL A's (R)	.278	6	18	5	5	1	0	0	3	0	0	1	6	4	3	0	.480	.333	1
	Stockton (A)	.185	38	146	20	27	3	1	3	13	0	0	3	16	54	4	0	.279	.281	2
Minor League Totals		.199	153	543	63	108	14	5	4	45	1	2	11	72	229	23	7	.304	.265	35

DEREK JOSE CORRO

LHP

Born: La Guaira, Venezuela, November 19, 2004; **Home:** La Guaira, Venezuela

Bats: Left; **Throws:** Left; **Height:** 5-11; **Weight:** 181

Obtained: Selected as a free agent to a minor league contract on June 1, 2022

Year	Club	W	L	ERA	G	GS	CG	SHO	SV	IP	H	R	ER	HR	HB	BB	IBB	SO	WP	BK
2022	DSL A's (R)	1	6	5.63	10	7	0	0	0	38.1	50	33	24	3	1	21	0	29	5	2
2023	ACL A's (R)	1	5	10.17	11	7	0	0	0	23.0	34	33	26	2	2	28	0	28	7	0
2024	ACL A's (R)	0	1	11.3	3	1	0	0	0	8.0	10	8	1	0	1	4	0	3	2	0
	Stockton (A)	4	2	5.80	25	1	0	0	1	54.1	56	44	35	5	10	41	0	52	15	2
Minor League Totals		6	14	6.26	49	16	0	0	1	123.2	150	118	86	10	14	94	0	112	29	4

PLAYER DEVELOPMENT

JOHN GOWEN CUSHING, JR.**RHP**

Goes by "Jack"

Born: Enid, Oklahoma, December, 3, 1996; **Home:** Flower Mound, Texas**Bats:** Right; **Throws:** Right; **Height:** 6-2; **Weight:** 215**Obtained:** Selected in the 22nd round of the 2019 First-Year Player Draft

Signed by Paul Faulk III out of Georgetown University...was named to the 2019 All-Big East Second Team...struck out 87 batters in 2019, good for third in the Big East and second in Georgetown history...made his full-season debut in 2021, setting career bests in ERA, innings and strikeouts.

Year	Club	W	L	ERA	G	GS	CG	SHO	SV	IP	H	R	ER	HR	HB	BB	IBB	SO	WP	BK
2019	AZL A's (R)	1	0	9.00	2	1	0	0	0	5.0	11	5	5	1	0	2	0	4	1	0
	Vermont (A)	2	6	5.59	11	6	0	0	0	37.0	40	27	23	5	1	20	0	21	4	0
2021	Stockton (A)	1	1	2.88	8	7	0	0	0	40.2	37	19	13	5	1	10	0	43	3	0
	Lansing (A)	6	1	2.74	8	7	1	0	0	46.0	41	14	14	3	0	10	0	48	1	0
2022	Midland (AA)	0	5	4.68	5	5	0	0	0	25.0	35	15	13	1	0	7	0	20	2	0
	Midland (AA)	11	3	3.67	19	19	1	0	0	110.1	112	53	45	8	2	32	0	95	4	0
	Las Vegas (AAA)	1	3	14.14	6	6	0	0	0	21.0	43	34	33	11	1	7	0	20	1	0
2023	Midland (AA)	8	4	4.34	28	18	0	0	2	114.0	116	61	55	18	3	24	0	119	3	0
	Las Vegas (AAA)	0	2	16.55	3	3	0	0	0	10.1	18	20	19	5	1	4	0	11	0	0
2024	Midland (AA)	3	3	2.86	15	5	0	0	0	44	38	15	14	3	1	10	0	37	2	0
	Las Vegas (AAA)	2	0	5.01	22	0	0	0	2	32.1	34	19	18	3	0	17	1	37	3	0
Minor League Totals		35	28	4.67	127	77	2	0	4	485.2	525	282	252	63	10	143	1	455	24	0

MICAH CALEB DALLAS**RHP****Born:** Carrollton, Texas, April 14, 2000; **Home:** Aubrey, Texas**Bats:** Right; **Throws:** Right; **Height:** 6-2; **Weight:** 215**Obtained:** Selected in the 8th round of the 2022 First Year Player Draft

Was signed by A's scout Kelcey Mucker...played collegiately at Texas A&M...made 59 Division I appearances (39 starts)...owned a 19-8 career record with a 4.05 ERA, and 272 strikeouts in 240 innings pitched.

Year	Club	W	L	ERA	G	GS	CG	SHO	SV	IP	H	R	ER	HR	HB	BB	IBB	SO	WP	BK
2022	ACL A's (R)	0	0	9.00	2	1	0	0	0	2.0	3	2	2	0	0	0	0	2	0	0
	Lansing (A)	0	0	1.35	4	0	0	0	0	6.2	2	1	1	1	0	0	0	8	0	0
2023	Stockton (A)	3	4	6.39	20	4	0	0	0	49.1	67	40	35	6	2	11	0	46	0	1
	Las Vegas (AAA)	0	1	43.20	1	1	0	0	0	1.2	5	8	8	1	0	4	0	3	0	0
2024	Stockton (A)	1	2	2.83	28	0	0	0	4	35.0	30	17	11	4	1	9	0	40	1	0
	Lansing (A)	2	1	3.46	10	0	0	0	1	13.0	11	7	5	1	0	4	1	10	3	0
	Midland (AA)	0	0	0.00	2	0	0	0	0	1.2	1	0	0	0	0	0	0	2	0	0
Minor League Totals		6	8	5.10	67	6	0	0	5	109.1	119	75	62	13	3	28	1	111	4	1

DAIRON JAVIER DE JESUS**RHP****Born:** Santo Domingo, Dominican Republic, March 27, 2004; **Home:** Santo Domingo, Dominican Republic**Bats:** Right; **Throws:** Right; **Height:** 6-3; **Weight:** 213**Obtained:** Signed as a free agent to a minor league contract, May 5, 2021

Was signed by Amaury Reyes.

Year	Club	W	L	ERA	G	GS	CG	SHO	SV	IP	H	R	ER	HR	HB	BB	IBB	SO	WP	BK
2021	DSL A's (R)	1	0	1.48	7	4	0	0	0	24.1	16	5	4	0	0	11	0	24	4	0
2022	ACL A's (R)	3	1	4.15	10	1	0	0	1	13.0	13	9	6	0	1	7	0	17	3	0
2023	ACL A's (R)	0	2	4.24	19	0	0	0	3	23.1	26	23	11	1	2	15	0	36	5	0
2024	ACL A's (R)	2	3	4.56	20	0	0	0	1	23.2	25	18	12	1	3	12	0	23	8	3
Minor League Totals		6	6	3.52	56	5	0	0	5	84.1	80	55	33	2	6	45	0	100	20	3

REYNALDO DE LA PAZ (PEREZ)**OF****Born:** Sabana Grande de Palenque, Dominican Republic, September 11, 2005; **Home:** Sabana Grande de Palenque, Dominican Republic**Bats:** Right; **Throws:** Right; **Height:** 6-3; **Weight:** 190**Obtained:** Signed as a free agent to a minor league contract on January 15, 2023

Year	Club	AVG.	G	AB	R	H	2B	3B	HR	RBI	SH	SF	HP	BB	SO	SB	CS	OBP	SLG	E
2023	DSL A's (R)	.246	50	171	21	42	14	2	0	17	0	0	9	30	52	2	1	.386	.351	1
2024	ACL A's (R)	.179	37	123	19	22	3	2	1	15	0	0	5	20	45	0	0	.318	.260	3
Minor League Totals		.218	87	294	40	64	17	4	1	32	0	0	14	50	97	2	1	.358	.313	4

NATHAN ALEXANDER DETTMER**RHP****Born:** Dallas, Texas, April 26, 2002; **Home:** Wooded Creek, San Antonio, Texas**Bats:** Right; **Throws:** Right; **Height:** 6-5; **Weight:** 237**Obtained:** Selected in the fifth round of the 2023 First-Year Player Draft

Was a two-time SEC Pitcher of the Week, making 12 starts in total for the Aggies, finishing 1-3 with a 6.19 ERA in 51 strikeouts in 52.1 innings pitched...as a sophomore, he threw seven shutout innings in a College World Series game to beat Notre Dame.

Year	Club	W	L	ERA	G	GS	CG	SHO	SV	IP	H	R	ER	HR	HB	BB	IBB	SO	WP	BK
2023	ACL A's (R)	0	0	0.00	2	2	0	0	0	3.0	2	0	0	0	0	1	0	3	0	0
2024	Stockton (A)	0	2	10.24	4	3	0	0	0	9.2	16	11	11	2	0	4	0	11	3	0
Minor League Totals		0	2	7.82	6	5	0	0	0	12.2	18	11	11	2	0	5	0	14	3	0

DAVIS ALEJANDRO DIAZ**C****Born:** Pittsburg, California, March 2, 2003; **Home:** Pittsburg, California**Bats:** Right; **Throws:** Right; **Height:** 5-11; **Weight:** 188**Obtained:** Selected in the eighth round of the 2024 First-Year Player Draft

Signed by Chris Botsoe...finished his collegiate career with 158 hits, 140 runs scored, 116 RBI, and 105 walks across 182 games played for Vanderbilt.

Year	Club	AVG.	G	AB	R	H	2B	3B	HR	RBI	SH	SF	HP	BB	SO	SB	CS	OBP	SLG	E
2024	Stockton (A)	.226	14	53	12	12	3	0	0	6	0	0	7	8	9	0	0	.397	.283	0
Minor League Totals		.226	14	53	12	12	3	0	0	6	0	0	7	8	9	0	0	.397	.283	0

JARED WILLIAM DICKEY**OF****Born:** Hermitage, Tennessee, March 1, 2002; **Home:** Mount Juliet, Tennessee**Bats:** Left; **Throws:** Right; **Height:** 6-0; **Weight:** 204**Obtained:** Acquired in a trade with Kansas City in exchange for Lucas Erceg on July 30, 2024

Year	Club	AVG.	G	AB	R	H	2B	3B	HR	RBI	SH	SF	HP	BB	SO	SB	CS	OBP	SLG	E
2023	ACL Royals (R)	.182	4	11	2	2	0	1	0	1	0	0	1	2	2	1	0	.357	.364	0
	Columbia (A)	.347	28	95	18	33	5	3	0	19	0	2	4	12	11	3	0	.434	.463	0
2024	Quad Cities (A+)	.269	81	290	39	78	12	3	9	40	0	0	9	32	64	8	4	.360	.424	4
	Lansing (A+)	.237	34	131	12	31	3	1	1	15	0	3	3	10	23	2	2	.299	.298	4
Minor League Totals		.273	147	527	71	144	20	8	10	75	0	5	17	56	100	14	6	.359	.398	8

Born: Tucson, Arizona, March 21, 2001; **Home:** Tucson, Arizona

Bats: Right; **Throws:** Right; **Height:** 6-3; **Weight:** 180

Obtained: Selected in the eighth round of the 2019 First Year Player Draft

Signed out of Sahuarita High School by Scott Cousins...was ranked the No. 6 player and the highest-ranked high schooler in the state of Arizona by Baseball America prior to the 2019 draft...threw a no-hitter in the 2019 Arizona state championship semifinals...made his full-season debut in 2021, setting a career high in strikeouts (23).

Year	Club	W	L	ERA	G	GS	CG	SHO	SV	IP	H	R	ER	HR	HB	BB	IBB	SO	WP	BK
2019	AZL A's (R)	0	3	10.38	10	9	0	0	0	21.2	28	27	25	3	4	14	0	14	4	0
2021	Stockton (A)	1	2	11.05	6	5	0	0	0	14.2	19	18	18	4	3	8	0	23	0	0
2022	ACL A's (R)	1	0	0.00	2	1	0	0	0	3.2	2	0	0	0	0	3	0	3	0	0
	Stockton (A)	0	2	15.88	3	3	0	0	0	5.2	10	10	10	0	0	9	0	7	3	1
2023	Stockton (A)	2	1	3.20	9	7	0	0	0	39.1	23	14	14	3	2	17	0	47	3	0
	Lansing (A)	0	3	4.35	13	12	0	0	0	49.2	40	27	24	3	5	40	0	41	9	0
2024	Stockton (A)	2	6	4.54	22	14	0	0	1	79.1	75	50	40	6	9	42	0	84	8	0
	Lansing (A)	0	1	9.82	4	2	0	0	0	11.0	11	13	12	3	2	9	0	16	2	0
Minor League Totals		6	18	5.72	69	53	0	0	0	1225.0	208	159	143	22	25	142	0	235	29	1

MAX ASTON DURRINGTON

INF

Born: Gold Coast-Tweed Heads, Australia, February 13, 2007; **Home:** Gold Coast-Tweed Heads, Australia

Bats: Left; **Throws:** Right; **Height:** 5-9; **Weight:** 165

Obtained: Signed as a free agent to a minor league contract on July 13, 2024

Year	Club	AVG.	G	AB	R	H	2B	3B	HR	RBI	SH	SF	HP	BB	SO	SB	CS	OBP	SLG	E	
2024																					(Did Not Play)
Minor League Totals																					

STEVEN ANTHONY ECHAVARRIA

RHP

Born: Livingston, New Jersey, August 6, 2005; **Home:** Scottsdale, Arizona

Bats: Right; **Throws:** Right; **Height:** 6-1; **Weight:** 182

Obtained: Selected in the third round of the 2023 First-Year Player Draft

Appeared in the Area Code Games as well as the WWBA World Championships...allowed just two earned runs last season in 50.0 innings pitched for Millburn HS, including 80 strikeouts and just 14 walks.

Year	Club	W	L	ERA	G	GS	CG	SHO	SV	IP	H	R	ER	HR	HB	BB	IBB	SO	WP	BK	
2023																					Did Not Play
2024	Stockton (A)	0	5	6.55	19	19	0	0	0	57.2	74	50	42	4	5	36	0	59	4	0	
Minor League Totals		0	5	6.55	19	19	0	0	0	57.2	74	50	42	4	5	36	0	59	4	0	

CLARK ANTHONY ELLIOTT

OF

Born: Crystal Lake, Illinois, September 29, 1996; **Home:** Barrington, Illinois

Bats: Left; **Throws:** Right; **Height:** 5-11; **Weight:** 197

Obtained: Selected in the Competitive Balance round of the 2022 First Year Player Draft

Was signed by A's scout Rich Sparks.

Year	Club	AVG.	G	AB	R	H	2B	3B	HR	RBI	SH	SF	HP	BB	SO	SB	CS	OBP	SLG	E
2022	ACL A's (R)	.000	1	1	1	0	0	0	0	0	0	0	0	1	0	0	0	.500	.000	0
2023	Stockton (A)	.269	26	93	16	25	2	1	1	12	0	3	5	21	20	5	3	.418	.344	1
	Lansing (A)	.195	67	215	31	42	6	1	1	16	0	3	6	28	47	8	0	.302	.247	2
2024	ACL A's (R)	.389	5	18	3	7	2	0	0	3	0	0	0	2	8	1	0	.450	.500	0
	Stockton (A)	.291	54	182	44	53	9	3	6	34	2	3	13	36	51	6	2	.436	.473	5
Minor League Totals		.250	153	509	95	127	19	5	8	65	2	9	24	88	126	20	5	.379	.354	8

STEVEN PATRICK EMANUELS JR

RHP

Goes by "Stevie"

Born: Seattle, Washington, January 30, 1999; **Home:** Bellevue, Washington

Bats: Right; **Throws:** Right; **Height:** 6-5; **Weight:** 225

Obtained: Selected in the fifth round of the 2020 First-Year Player Draft

Year	Club	W	L	ERA	G	GS	CG	SHO	SV	IP	H	R	ER	HR	HB	BB	IBB	SO	WP	BK
2021	ACL A's (R)	0	0	0.00	1	1	0	0	0	1.0	1	0	0	0	0	1	0	0	1	0
	Lansing (A)	1	3	6.26	7	6	0	0	0	27.1	27	20	19	6	2	13	0	25	6	1
2022	Stockton (A)	0	3	5.79	6	3	0	0	1	28.0	30	20	18	5	1	17	0	32	4	1
	Lansing (A)	3	8	6.62	17	12	0	0	0	69.1	90	57	51	11	5	45	0	73	13	0
2023	ACL A's (R)	0	0	5.40	3	0	0	0	0	3.1	3	2	2	0	0	4	0	8	2	0
	Lansing (A)	0	0	1.44	15	0	0	0	4	25.0	16	4	4	2	2	10	0	33	5	0
	Midland (AA)	2	0	2.38	6	0	0	0	1	11.1	8	5	3	1	1	5	0	16	2	0
	Midland (AA)	0	0	0.00	3	0	0	0	1	3.0	0	0	0	0	0	0	0	3	0	0
	Las Vegas (AAA)	0	0	8.40	14	0	0	0	0	15.0	19	15	14	5	0	14	0	19	3	0
Minor League Totals		6	14	5.45	72	22	0	0	7	183.1	194	123	111	30	11	109	0	209	36	2

JESUS EDUARDO FERNANDEZ (GARCIA)

INF

Born: Maracay, Venezuela, February 14, 2006; **Home:** Maracay, Venezuela

Bats: Right; **Throws:** Right; **Height:** 5-11; **Weight:** 145

Obtained: Signed as a free agent to a minor league contract on January 15, 2023

Year	Club	AVG.	G	AB	R	H	2B	3B	HR	RBI	SH	SF	HP	BB	SO	SB	CS	OBP	SLG	E
2023	DSL A's	.300	52	207	31	62	9	1	0	15	1	1	5	15	14	9	6	.360	.353	11
2024	ACL A's (R)	.253	27	83	13	21	2	0	0	8	0	2	0	6	4	4	1	.297	.277	10
Minor League Totals		.286	79	290	44	83	11	1	0	23	1	3	5	21	18	13	7	.342	.331	21

RICHARD RAFAEL FERNANDEZ (FERMIN)

RHP

Born: Villa Los Almacigos, Dominican Republic, September 22, 2002; **Home:** Villa Los Almacigos, Dominican Republic

Bats: Right; **Throws:** Right; **Height:** 6-1; **Weight:** 192

Obtained: Selected as a free agent to a minor league contract on May 4, 2002

Year	Club	W	L	ERA	G	GS	CG	SHO	SV	IP	H	R	ER	HR	HB	BB	IBB	SO	WP	BK
2022	DSL A's	1	2	7.41	7	6	0	0	0	17.0	19	20	14	2	3	6	0	18	1	1
2023	DSL A's	4	2	2.09	11	5	1	1	0	47.1	39	12	11	0	4	24	0	47	2	1
2024	ACL A's (R)	0	0	0.00	1	1	0	0	0	1.0	1	0	0	0	0	0	0	1	0	0
Minor League Totals		5	4	3.44	19	12	1	1	0	65.1	59	32	25	2	7	30	0	66	3	2

DYLAN FIEN

C

Born: Riverside, California, October 20, 2005; **Home:** Temecula, California

Bats: Switch; **Throws:** Right; **Height:** 6-3; **Weight:** 210

Obtained: Selected in the seventh round of the 2024 First-Year Player Draft

Signed by Anthony Aliotti...hit .433 with 15 doubles, two triples, two home runs, and 21 runs scored in 27 games for Great Oak High School in Temecula, Calif.

Year	Club	AVG.	G	AB	R	H	2B	3B	HR	RBI	SH	SF	HP	BB	SO	SB	CS	OBP	SLG	E
2024																				
Minor League Totals																				

JACKSON CROWE FINLEY

RHP

Born: Savannah, Georgia, September 15, 2000; **Home:** Richmond Hill, Georgia

Bats: Right; **Throws:** Right; **Height:** 6-4; **Weight:** 228

Obtained: Selected in the eighth round of the 2023 First-Year Player Draft

Went 2-4 at Georgia Tech with a 6.47 ERA and 42 strikeouts in 48.2 innings pitched...was a two-way player for the Yellow Jackets, and hit .328 with 17 home runs, 20 walks, and 79 strikeouts in 54 games...for his career, he went 5-5 with a 7.23 ERA as a pitcher and hit .322 1.057 OPS as a batter.

Year	Club	W	L	ERA	G	GS	CG	SHO	SV	IP	H	R	ER	HR	HB	BB	IBB	SO	WP	BK
2023																				
2024	Stockton (A)	2	7	5.62	25	15	0	0	0	83.1	94	57	52	6	12	42	0	94	8	1
Minor League Totals		2	7	5.62	25	15	0	0	0	83.1	94	57	52	6	12	42	0	94	8	1

PLAYER DEVELOPMENT

CARLOS DANIEL FRANCO (FUENTES)

C

Born: Ciudad Bolívar, Venezuela, February 17, 2003; **Home:** Ciudad Bolivar, Venezuela

Bats: Right; **Throws:** Right; **Height:** 5-9; **Weight:** 219

Obtained: Signed as a free agent to a minor league contract, July 2, 2019

Signed by Andri Garcia.

Year	Club	AVG.	G	AB	R	H	2B	3B	HR	RBI	SH	SF	HP	BB	SO	SB	CS	OBP	SLG	E
2021	ACL A's (R)	.269	9	26	1	7	1	0	0	1	0	0	0	1	2	0	0	.296	.308	2
2022	ACL A's (R)	.236	29	89	11	21	4	1	1	14	0	0	3	10	16	2	0	.333	.337	5
2023	Stockton (A)	.252	33	123	11	31	1	0	1	18	0	1	0	12	28	0	0	.316	.285	3
2024	Stockton (A)	.202	29	109	8	22	2	0	0	5	0	0	1	6	22	0	0	.250	.220	4
Minor League Totals		.233	100	347	31	81	8	1	2	38	0	1	4	29	68	2	0	.299	.280	14

CESAR GABRIEL FRANCO

OF

Born: Caracas, Venezuela, April 6, 2002; **Home:** Weston, Florida

Bats: Left; **Throws:** Right; **Height:** 6-2; **Weight:** 200

Obtained: Signed as a free agent to a minor league contract on July 24, 2024

Year	Club	AVG.	G	AB	R	H	2B	3B	HR	RBI	SH	SF	HP	BB	SO	SB	CS	OBP	SLG	E
2024																				
Minor League Totals																				

LUIS FERNANDO FREITEZ (AVILES)

OF

Born: San Felipe, Venezuela, May 17, 2003; **Home:** San Felipe, Venezuela

Bats: Right; **Throws:** Right; **Height:** 6-0; **Weight:** 198

Obtained: Signed as free agent to a minor league contract, December 9, 2019

Signed Ruben Barradas.

Year	Club	AVG.	G	AB	R	H	2B	3B	HR	RBI	SH	SF	HP	BB	SO	SB	CS	OBP	SLG	E
2021	DSL A's (R)	.225	32	89	13	20	3	1	2	15	1	0	3	8	26	2	1	.310	.348	1
2022	ACL A's (R)	.218	32	78	9	17	3	0	0	6	0	0	8	28	1	0	.291	.256	1	
2023	ACL A's (R)	.200	34	95	16	19	2	2	0	13	1	3	2	16	32	2	0	.319	.263	1
2024	ACL A's (R)	.244	44	119	21	29	4	6	0	22	1	3	5	23	44	0	2	.380	.378	1
Minor League Totals		.223	142	381	59	85	12	9	2	56	3	6	10	55	130	5	3	.332	.318	4

JAKE THOMAS GARLAND

RHP

Born: Jupiter, Florida, September 26, 2000; **Home:** Jupiter, Florida

Bats: Right; **Throws:** Right; **Height:** 6-5; **Weight:** 236

Obtained: Selected in the 17th round of the 2022 First Year Player Draft

Was signed by Julio Francisco...attended the University of Miami...logged a career 13-6 record and 4.67 ERA for the Hurricanes in 36 appearances (25 starts) to go along with 104 strikeouts across 142.2 innings pitched.

Year	Club	W	L	ERA	G	GS	CG	SHO	SV	IP	H	R	ER	HR	HB	BB	IBB	SO	WP	BK
2022	ACL A's (R)	0	1	12.00	3	1	0	0	0	3.0	4	6	4	0	0	1	0	4	1	0
2023	Stockton (A)	1	2	2.78	6	4	0	0	0	32.1	34	15	10	0	1	8	0	31	3	0
	Lansing (A)	4	9	6.51	18	15	0	0	0	84.1	111	65	61	6	3	28	1	59	5	1
2024	Lansing (A)	6	6	3.75	25	14	0	0	1	98.1	94	47	41	8	9	33	0	62	6	0
	Midland (AA)	1	0	3.00	1	1	0	0	0	6.0	4	2	2	1	0	3	0	1	0	0
	Las Vegas (AAA)	0	0	6.75	1	1	0	0	0	4.0	5	3	3	2	0	2	0	7	0	0
Minor League Totals		12	18	4.74	54	36	0	0	1	228.0	252	137	120	17	13	75	1	164	15	1

Born: Maracaibo, Venezuela, October 17, 2021; **Home:** Zulia, Venezuela

Bats: Right; **Throws:** Right; **Height:** 6-2; **Weight:** 177

Obtained: Selected in the Triple-A portion of the Rule 5 draft, December 11, 2024

Was originally signed by St. Louis as an international free agent on July 28, 2018.

Year	Club	W	L	ERA	G	GS	CG	SHO	SV	IP	H	R	ER	HR	HB	BB	IBB	SO	WP	BK	
2019	DSL Cardinals-Red	1	1	4.14	11	10	0	0	0	45.2	52	26	21	2	4	12	0	29	2	0	
2020		(Minor League season cancelled — did not pitch)																			
2021	DSL Cardinals-Blue	1	8	5.33	12	12	0	0	0	49.0	62	33	29	1	3	14	0	36	7	2	
2022	DSL Cardinals	6	1	3.58	15	1	0	0	1	27.2	31	16	11	3	2	8	0	23	3	0	
2023	FCL Cardinals	1	0	0.00	1	0	0	0	0	2.0	2	0	0	0	0	1	0	3	0	0	
	Palm Beach	1	5	4.91	22	0	0	0	3	36.2	32	26	20	5	5	21	2	28	7	0	
2024	Palm Beach	6	3	3.03	39	0	0	0	12	62.1	61	26	21	1	10	26	1	44	7	1	
Minor League Totals		16	18	4.11	100	23	0	0	16	223.1	240	127	102	12	24	82	3	163	26	3	

MARIO GOMEZ (EUDAVE)

C

Born: Aguascalientes, Mexico, December 30, 2002; **Home:** Aguascalientes, Mexico

Bats: Left; **Throws:** Right; **Height:** 5-10; **Weight:** 202

Obtained: Signed as a free agent to a minor league contract, February 19, 2020

Signed by Javier Agelvis.

Year	Club	AVG.	G	AB	R	H	2B	3B	HR	RBI	SH	SF	HP	BB	SO	SB	CS	OBP	SLG	E	
2021	DSL A's (R)	.308	26	78	12	24	6	0	0	14	0	0	0	13	20	1	1	.407	.385	2	
2022		(Did Not Play)																			
2023	ACL A's (R)	.272	43	125	23	34	11	0	5	34	0	3	2	28	34	3	1	.405	.480	13	
2023	Stockton (A)	.222	3	9	0	2	0	0	0	1	0	0	0	4	1	0	.222	.222	0		
2024	ACL A's (R)	.286	23	70	17	20	3	0	0	9	1	1	1	19	18	0	0	.440	.329	6	
	Stockton (A)	.238	24	80	9	19	1	1	3	11	0	2	1	11	18	0	0	.330	.388	2	
	Midland (AA)	.400	2	5	0	2	0	0	0	0	0	0	0	3	0	0	.400	.400	0		
Minor League Totals		.275	121	367	61	101	21	1	8	69	1	6	4	71	97	5	2	.393	.403	23	

ADRIEL KAHIR GONZALEZ (CORDOVA)

RHP

Born: Panama City, Panama, April 28, 2002; **Home:** Coronado Del Rey, Panama

Bats: Right; **Throws:** Right; **Height:** 6-3; **Weight:** 193

Obtained: Signed as a free agent to a minor league contract, July 9, 2018

Signed by Juan Mosquera.

Year	Club	W	L	ERA	G	GS	CG	SHO	SV	IP	H	R	ER	HR	HB	BB	IBB	SO	WP	BK	
2019	DSL A's (R)	4	2	3.22	13	6	0	0	0	44.0	36	19	16	0	3	14	0	23	3	2	
2021	DSL A's (R)	0	5	3.98	10	7	0	0	1	40.2	47	27	18	2	2	14	0	43	5	4	
2022	ACL A's (R)	1	2	4.31	10	6	0	0	0	31.1	34	24	15	2	1	11	0	31	1	0	
2023		(Did Not Play)																			
2024		(Did Not Play)																			
Minor League Totals		5	9	3.78	33	19	0	0	1	116.0	117	70	49	4	6	39	0	97	9	6	

CESAR GABRIEL GONZALEZ (LOPEZ)

C

Born: Bolivar, Venezuela, January 13, 2005; **Home:** Anzoategui, Venezuela

Bats: Right; **Throws:** Right; **Height:** 6-2; **Weight:** 212

Obtained: Signed as a free agent to a minor league contract on June 1, 2021

Year	Club	AVG.	G	AB	R	H	2B	3B	HR	RBI	SH	SF	HP	BB	SO	SB	CS	OBP	SLG	E
2022	DSL A's	.280	22	50	8	14	1	0	0	8	0	1	6	14	8	1	1	.479	.300	5
2023	DSL A's	.218	44	147	25	32	6	0	3	23	0	0	6	27	29	1	2	.361	.320	5
2024	ACL A's (R)	.244	12	41	7	10	3	1	0	8	0	0	1	4	14	0	0	.326	.366	0
Minor League Totals		.234	66	197	33	46	7	0	3	31	0	1	12	41	37	2	3	.394	.315	10

JAMES ORIEL GONZALEZ (MARTINEZ)
LHP
Born: David, Panama, September 15, 2000; **Home:** David, Panama

Bats: Left; **Throws:** Left; **Height:** 6-2; **Weight:** 258

Obtained: Signed as a free agent to a minor league contract, May 20, 2019

Year	Club	W	L	ERA	G	GS	CG	SHO	SV	IP	H	R	ER	HR	HB	BB	IBB	SO	WP	BK
2019	DSL A's (R)	2	3	4.82	7	4	0	0	0	18.2	18	13	10	1	3	5	0	22	0	0
2021	ACL A's (R)	1	0	1.80	8	4	0	0	0	20.0	15	6	4	0	0	4	0	22	2	0
	Stockton (A)	0	0	3.38	2	0	0	0	1	8.0	10	7	3	1	1	2	0	5	2	0
2022	Stockton (A)	1	7	5.48	17	14	0	0	1	70.2	71	50	43	11	8	30	0	71	3	2
	Lansing (A)	0	0	11.88	5	1	0	0	0	8.1	13	11	11	1	0	6	0	5	0	0
2023	Stockton (A)	4	8	4.95	20	16	0	0	0	87.1	93	60	48	11	3	35	0	108	10	1
	Lansing (A)	2	1	2.18	4	3	0	0	0	20.2	15	5	5	0	0	11	0	27	0	0
2024	Lansing (A)	1	0	3.00	6	3	0	0	0	21.0	22	8	7	3	1	2	0	23	1	0
	Midland (AA)	6	4	3.14	20	14	0	0	0	97.1	82	42	34	5	5	35	0	86	5	1
	Las Vegas (AAA)	0	0	15.00	1	1	0	0	0	3.0	8	5	5	1	0	1	0	1	0	0
Minor League Totals		17	23	4.31	90	60	0	0	0	2 355.0	347	207	170	34	21	131	0	370	23	4

GUNNER MICHAEL GOULDSMITH
INF
Born: New Orleans, Louisiana, September 12, 2001; **Home:** Reno, Nevada

Bats: Switch; **Throws:** Right; **Height:** 5-8; **Weight:** 170

Obtained: Selected in the 19th round of the 2024 First Year Player Draft

Signed by Troy Stewart...hit .318 with a .813 OPS in 57 games this season, including 27 walks and just 31 strikeouts for Sacramento State University.

Year	Club	AVG.	G	AB	R	H	2B	3B	HR	RBI	SH	SF	HP	BB	SO	SB	CS	OBP	SLG	E
2024																				(Did Not Play)
Minor League Totals																				

RODNEY GREEN
OF
Born: Berkeley, California, April 12, 2003; **Home:** Scottsdale, Arizona

Bats: Left; **Throws:** Left; **Height:** 6-3; **Weight:** 190

Obtained: Selected in the fourth round of the 2024 First Year Player Draft

Signed by Troy Stewart...hit .267 with 14 doubles, 14 home runs, 15 stolen bases, and 56 runs scored in 55 games this season for Cal.

Year	Club	AVG.	G	AB	R	H	2B	3B	HR	RBI	SH	SF	HP	BB	SO	SB	CS	OBP	SLG	E
2024	Stockton (A)	.289	24	97	19	28	8	0	3	21	0	3	1	13	30	9	1	.368	.464	1
Minor League Totals		.289	24	97	19	28	8	0	3	21	0	3	1	13	30	9	1	.368	.464	1

WANDER GUANTE
RHP
Born: Santo Domingo Norte, Dominican Republic, June 15, 2000; **Home:** Santo Domingo, Dominican Republic

Bats: Right; **Throws:** Right; **Height:** 6-1; **Weight:** 180

Obtained: Signed as a free agent to a minor league contract, March 22, 2019

Year	Club	W	L	ERA	G	GS	CG	SHO	SV	IP	H	R	ER	HR	HB	BB	IBB	SO	WP	BK
2019	DSL A's (R)	2	3	3.77	12	5	0	0	0	45.1	47	24	19	2	7	10	0	29	7	1
2021	ACL A's (R)	1	1	5.85	9	3	0	0	0	20.0	19	14	13	2	0	9	0	27	5	2
	Stockton (A)	0	0	3.00	3	0	0	0	0	6.0	7	2	2	1	1	1	0	8	1	0
2022	ACL A's (R)	3	2	4.91	11	3	0	0	1	44.0	47	26	24	2	5	15	0	44	6	0
	Midland (AA)	0	1	40.50	1	1	0	0	0	1.1	7	6	6	2	0	1	0	0	0	0
2023	Stockton (A)	3	6	5.25	25	18	0	0	0	109.2	107	73	64	13	5	53	0	100	6	1
2024	Lansing (A)	1	3	5.22	14	7	0	0	0	50.0	51	31	29	8	4	22	0	35	6	0
	Midland (AA)	3	1	4.96	13	0	0	0	0	32.2	35	21	18	4	5	14	0	29	4	1
	Las Vegas (AAA)	1	1	5.79	6	1	0	0	0	18.2	21	15	12	3	0	9	0	14	3	0
Minor League Totals		14	18	5.14	94	38	0	0	1	327.2	341	212	187	37	27	134	0	286	38	5

Born: Jacksonville, Florida, August 24, 2001; **Home:** Jacksonville, Florida

Bats: Left; **Throws:** Right; **Height:** 6-1; **Weight:** 207

Obtained: Selected in the 17th round of the 2023 First Year Player Draft

Batted .247 with nine doubles, four triples, three home runs, 30 RBI and 25 walks in his final season at the University of Florida...a 2022 Cape Cod League All-Star and a 2022 National Collegiate Baseball Player of the Week, the left-handed hitter collected a .259 average, a .354 on-base percentage and a .405 slugging percentage across three collegiate seasons with the Gators.

Year	Club	AVG.	G	AB	R	H	2B	3B	HR	RBI	SH	SF	HP	BB	SO	SB	CS	OBP	SLG	E
2023	ACL A's (R)	.455	11	33	7	15	4	0	0	6	0	0	1	5	5	2	0	.538	.576	1
	Lansing (A)	.198	23	81	8	16	3	1	0	6	0	0	0	11	31	2	1	.293	.259	0
2024	ACL A's (R)	.000	1	1	0	0	0	0	0	0	0	0	0	1	0	0	0	.000	.000	1
	Lansing (A)	.258	66	233	35	60	14	1	3	24	0	2	4	38	81	12	8	.368	.365	10
Minor League Totals		.261	101	348	50	91	21	2	3	36	0	2	5	54	118	16	9	.367	.359	12

BLAKE DAVIS HAMMOND

RHP

Born: Lafayette, Colorado, July 13, 2003; **Home:** Superior, Colorado

Bats: Right; **Throws:** Right; **Height:** 6-3; **Weight:** 195

Obtained: Selected in the 15th round of the 2024 First-Year Player Draft

Signed by Troy Stewart...went 3-4 with a 3.76 ERA, 83 strikeouts, and 28 walks in 69.1 innings pitched for Santa Clara University, spanning 16 appearances.

Year	Club	W	L	ERA	G	GS	CG	SHO	SV	IP	H	R	ER	HR	HB	BB	IBB	SO	WP	BK	
2024																					
											(Did Not Play)										
Minor League Totals																					

CAMILO ERNESTO HERNANDEZ (GUERRERO)

RHP

Born: Santo Domingo, Dominican Republic, January 29, 2005; **Home:** Azua, Dominican Republic

Bats: Right; **Throws:** Right; **Height:** 6-1; **Weight:** 190

Obtained: Signed as a free agent to a minor league contract on May 25, 2022

Year	Club	W	L	ERA	G	GS	CG	SHO	SV	IP	H	R	ER	HR	HB	BB	IBB	SO	WP	BK
2022	DSL A's	3	2	7.04	17	0	0	0	0	30.2	39	30	24	3	2	14	1	24	3	1
2023	ACL A's (R)	1	3	4.50	12	2	0	0	1	30.0	36	24	15	0	1	8	0	23	0	3
2024	ACL A's (R)	3	1	3.18	22	0	0	0	5	28.1	21	15	10	0	0	13	0	33	7	0
	Stockton (A)	2	0	3.26	12	0	0	0	1	19.1	19	9	7	1	3	9	0	13	2	0
Minor League Totals		9	6	4.65	63	2	0	0	7	108.1	115	78	56	4	6	44	1	93	12	4

RILEY RONALD HUGE

LHP

Born: Cleveland, Ohio, April 14, 2002; **Home:** Davenport, Florida

Bats: Left; **Throws:** Left; **Height:** 6-3; **Weight:** 240

Obtained: Selected in the 13th round of the 2024 First-Year Player Draft

Signed by Neil Avent...recorded 111 strikeouts and walked 29 batters in just 66.2 innings of work this season, recording a 5.27 ERA in 13 games pitched, all starts for Winthrop University.

Year	Club	W	L	ERA	G	GS	CG	SHO	SV	IP	H	R	ER	HR	HB	BB	IBB	SO	WP	BK	
2024																					
											(Did Not Play)										
Minor League Totals																					

GARRETT JACOB IRVIN
LHP
Born: Corona, California, February 18, 1999; **Home:** Corona, California

Bats: Left; **Throws:** Left; **Height:** 6-0; **Weight:** 185

Obtained: Signed as a free agent to a minor league contract, July 27, 2022

Was signed by A's scout Jeff Urlaub...played collegiately at the University of Arizona...named a 2022 All-Pac 12 Honorable Mention...made 16 starts as a senior, going 5-4 with a 3.38 ERA with 71 strikeouts and 29 walks over 96 innings pitched...selected by the Red Sox in the 40th round of the 2019 First Year Player Draft.

Year	Club	W	L	ERA	G	GS	CG	SHO	SV	IP	H	R	ER	HR	HB	BB	IBB	SO	WP	BK
2022	ACL A's (R)	0	0	0.00	3	1	0	0	0	4.0	2	0	0	0	0	1	0	5	0	0
	Stockton (A)	0	0	2.25	6	0	0	0	0	8.0	7	2	2	0	0	3	0	13	0	0
2023	Stockton (A)	8	1	2.93	31	0	0	0	2	70.2	54	30	23	7	2	29	0	92	6	0
	Las Vegas (AAA)	0	0	0.00	1	0	0	0	0	1.0	0	0	0	0	0	1	0	0	0	0
2024	Lansing (A)	3	2	5.95	35	0	0	0	1	39.1	45	30	26	2	4	25	1	43	5	2
	Midland (AA)	0	0	4.50	3	0	0	0	0	4.0	1	2	2	1	0	3	0	3	0	0
Minor League Totals		11	3	3.76	79	1	0	0	3	127.0	109	64	53	10	6	62	1	156	11	2

JEFFERSON JEAN (PANIAGUA)
RHP
Born: Santo Domingo, Dominican Republic, January 29, 2005; **Home:** Azua, Dominican Republic

Bats: Right; **Throws:** Right; **Height:** 6-3; **Weight:** 170

Obtained: Signed as a free agent to a minor league contract on June 1, 2022

Year	Club	W	L	ERA	G	GS	CG	SHO	SV	IP	H	R	ER	HR	HB	BB	IBB	SO	WP	BK
2022	DSL A's	0	0	4.91	6	6	0	0	0	7.1	5	4	4	0	2	4	0	9	0	0
2023	ACL A's (R)	0	1	6.75	2	2	0	0	0	5.1	9	5	4	1	0	3	0	3	1	2
2024	ACL A's (R)	0	0	2.95	5	3	0	0	0	18.1	12	8	6	2	1	14	0	33	5	0
	Stockton (A)	0	6	9.33	9	7	0	0	1	27.0	32	29	28	5	3	26	0	25	5	0
Minor League Totals		0	7	6.52	22	18	0	0	1	58.0	58	46	42	8	6	47	0	70	11	2

COLTON MICHAEL JOHNSON
LHP
Born: Kewanee, Illinois, July 28, 1998; **Home:** Kewanee, Illinois

Bats: Left; **Throws:** Left; **Height:** 6-4; **Weight:** 222

Obtained: Selected in the 16th round of the 2021 First-Year Player Draft

Signed by Derek Lee out of Illinois State University...was 13-15 with a 4.60 ERA and 245 strikeouts over 268.0 innings in five seasons.

Year	Club	W	L	ERA	G	GS	CG	SHO	SV	IP	H	R	ER	HR	HB	BB	IBB	SO	WP	BK
2021	Stockton (A)	0	1	5.40	3	0	0	0	0	3.1	2	2	2	2	0	0	0	7	0	0
2022																				
2023																				
2024	Lansing (A)	1	1	3.08	29	0	0	0	9	38.0	40	15	13	1	2	13	0	42	6	0
	Midland (AA)	2	2	2.25	12	0	0	0	0	20.0	11	7	5	3	1	11	0	23	0	0
Minor League Totals		3	4	2.93	44	0	0	0	9	61.1	53	24	20	6	3	24	0	72	6	0

ISIAH JARED JOHNSON
RHP
Born: Tupelo, Mississippi, March 15, 2001; **Home:** Smithville, Mississippi

Bats: Right; **Throws:** Right; **Height:** 6-2; **Weight:** 225

Obtained: Acquired in a trade with Atlanta in exchange for Nick Allen

Year	Club	W	L	ERA	G	GS	CG	SHO	SV	IP	H	R	ER	HR	HB	BB	IBB	SO	WP	BK
2019	FCL Braves (R)	0	0	3.52	6	6	0	0	0	15.1	15	7	6	0	0	4	0	12	2	0
2021	FCL Braves (R)	2	0	1.35	3	1	0	0	0	13.1	7	2	2	1	0	4	0	19	1	0
	Augusta (A)	0	6	7.11	12	12	0	0	0	38.0	42	35	30	8	0	28	0	50	6	1
2023	Augusta (A)	2	3	4.24	18	9	0	0	1	51.0	41	26	24	7	0	40	0	72	3	0
	Rome (A+)	1	1	2.63	10	0	0	0	3	13.2	7	6	4	1	0	6	0	11	1	0
2024	Rome (A+)	7	4	2.60	38	0	0	0	8	52.0	41	25	15	2	4	27	0	61	13	0
Minor League Totals		12	14	3.98	87	28	0	0	12	183.1	153	101	81	19	4	109	0	225	26	1

WILLIAM BARTH JOHNSTON**LHP****Born:** Grapevine, Texas, December 12, 2000; **Home:** Keller, Texas**Bats:** Left; **Throws:** Left; **Height:** 6-3; **Weight:** 210**Obtained:** Selected in the 13th round of the 2023 First-Year Player Draft

Was 3-3 with a 5.89 ERA and four saves in 27 appearances, including six starts, in his senior season at Texas A&M...walked 31 and struck out 70 over 47.1 innings for a 13.3 strikeouts per 9.0 innings...across four collegiate seasons, he went 6-4 with a 5.77 ERA in 66 games.

Year	Club	W	L	ERA	G	GS	CG	SHO	SV	IP	H	R	ER	HR	HB	BB	IBB	SO	WP	BK
2023	ACL A's (R)	1	0	5.40	4	1	0	0	0	6.2	6	5	4	1	0	5	0	6	0	0
2024	Stockton (A)	0	1	1.93	4	2	0	0	0	14.0	5	3	3	0	0	8	0	26	0	0
	Lansing (A)	5	4	4.17	21	11	0	0	0	77.2	63	38	36	7	2	30	0	97	7	0
	Midland (AA)	0	0	4.50	2	2	0	0	0	8.0	8	4	4	1	0	2	0	14	0	0
Minor League Totals		6	5	3.98	31	16	0	0	0	106.1	82	50	47	9	2	45	0	143	7	0

GRANT WILLIAM JUDKINS**RHP****Born:** Grinnell, Iowa, August 6, 1997; **Home:** Pella, Iowa**Bats:** Left; **Throws:** Right; **Height:** 6-3; **Weight:** 200**Obtained:** Signed as a non-drafted free agent, July 7, 2020

Signed out of the University of Iowa by Steve Abney...went 8-7 with a 2.90 ERA in 111 games, including 25 starts, in four seasons at Iowa State...was a three-time Academic All-Big 10 selection.

Year	Club	W	L	ERA	G	GS	CG	SHO	SV	IP	H	R	ER	HR	HB	BB	IBB	SO	WP	BK
2021	Stockton (A)	0	6	6.29	14	11	0	0	0	48.2	55	40	34	11	4	21	0	63	4	0
2022	Stockton (A)	3	4	5.43	15	13	0	0	0	66.1	72	44	40	12	5	35	0	66	4	0
2023		(Injured - Did Not Play)																		
2024	Lansing (A)	4	5	3.56	25	12	0	0	0	83.1	71	36	33	10	3	27	0	75	2	0
Minor League Totals		7	15	4.86	54	36	0	0	0	198.1	198	120	107	33	12	83	0	204	10	0

GAGE LEE JUMP**LHP****Born:** Aliso Viejo, California, April 12, 2003; **Home:** Tempe, Arizona**Bats:** Left; **Throws:** Left; **Height:** 6-0; **Weight:** 197**Obtained:** Selected in the Competitive Balance Round-B portion of the 2024 First-Year Player Draft

Signed by Kelcey Mucker...went 6-2 with a 3.47 ERA with 101 strikeouts and 22 walks across 17 games (15 starts) for Louisiana State University after missing the 2023 collegiate season while recovering from Tommy John surgery...was ranked the organization's No. 9 prospect in 2024 according to MLB Pipeline.

Year	Club	W	L	ERA	G	GS	CG	SHO	SV	IP	H	R	ER	HR	HB	BB	IBB	SO	WP	BK
2024		(Did Not Play)																		
Minor League Totals																				

JOSHUA KURODA-GRAUER**INF****Born:** New Brunswick, New Jersey, January 31, 2003; **Home:** Somerset, New Jersey**Bats:** Right; **Throws:** Right; **Height:** 6-0; **Weight:** 190**Obtained:** Selected in the third round of the 2024 First Year Player Draft

Signed by Ron Vaughn...was named the 2024 Big Ten Player of the Year after hitting .428 with 19 doubles, 45 RBI, 24 stolen bases, and 54 runs scored in 53 games for Rutgers.

Year	Club	AVG.	G	AB	R	H	2B	3B	HR	RBI	SH	SF	HP	BB	SO	SB	CS	OBP	SLG	E
2024	Stockton (A)	.389	12	54	13	21	0	0	0	4	0	0	2	7	5	4	1	.476	.389	0
	Lansing (A)	.286	12	42	4	12	2	0	0	3	0	0	3	5	3	1	1	.400	.333	3
	Las Vegas (AAA)	.167	4	12	1	2	0	0	0	1	0	0	1	0	1	0	0	.231	.167	0
Minor League Totals		.324	28	108	18	35	2	0	0	8	0	0	6	12	9	5	2	.421	.343	3

PLAYER DEVELOPMENT

RYAN JOHN LASKO
OF
Born: Jackson, New Jersey, June 24, 2002; **Home:** Bajadero, Puerto Rico

Bats: Right; **Throws:** Right; **Height:** 6-0; **Weight:** 202

Obtained: Selected in the second round of the 2023 First Year Player Draft

Hit .330 with 11 home runs, 37 walks, and 34 strikeouts to go along with a 1.010 OPS in 56 games for Rutgers... in three seasons for the Scarlet Knights, Lasko hit .314 with a .988 OPS with 38 home runs, 35 steals, 89 walks and 120 strikeouts.

Year	Club	AVG.	G	AB	R	H	2B	3B	HR	RBI	SH	SF	HP	BB	SO	SB	CS	OBP	SLG	E
2023	ACL A's (R)	.154	10	26	3	4	2	0	0	3	0	1	0	3	5	1	0	.233	.231	0
2024	Stockton (A)	.225	82	320	48	72	19	0	4	29	0	2	9	59	103	20	6	.359	.322	2
	Lansing (A)	.245	41	155	22	38	7	1	2	18	0	1	3	20	35	13	1	.341	.342	0
Minor League Totals		.228	133	501	73	114	28	1	6	50	0	4	12	82	143	34	7	.347	.323	2

AIDAN PATRICK LAYTON
RHP
Born: Johnstown, Pennsylvania, January 31, 2002; **Home:** Johnstown, Pennsylvania

Bats: Right; **Throws:** Right; **Height:** 6-2; **Weight:** 195

Obtained: Selected in the 17th round of the 2024 First Year Player Draft

Signed by Matt Higginson...for his collegiate career, he went 17-6 with a 4.17 ERA, 221 strikeouts, 61 walks, and just nine home runs allowed in 218.0 innings pitched across 51 appearances, 37 of which were starts.

Year	Club	W	L	ERA	G	GS	CG	SHO	SV	IP	H	R	ER	HR	HB	BB	IBB	SO	WP	BK
2024																				
(Did Not Play)																				
Minor League Totals																				

DAVID MATTHEW LEAL
LHP
Born: Houston, Texas, April 22, 1997; **Home:** Houston, Texas

Bats: Left; **Throws:** Left; **Height:** 6-5; **Weight:** 250

Obtained: Selected in the 38th round of the 2019 First Year Player Draft

Signed out of Louisiana Tech University by Kelcey Mucker...earned Second-Team All-Louisiana and All-Conference USA honors in 2018...set career bests in innings (79.1) and strikeouts (78) in 2021.

Year	Club	W	L	ERA	G	GS	CG	SHO	SV	IP	H	R	ER	HR	HB	BB	IBB	SO	WP	BK
2019	AZL A's (R)	6	0	1.43	15	0	0	0	0	37.2	21	9	6	0	4	3	0	50	2	0
	Stockton (A)	0	0	4.50	1	1	0	0	0	4.0	4	2	2	0	0	1	0	2	0	0
2021	Stockton (A)	1	1	3.71	7	4	0	0	0	26.2	25	12	11	4	3	1	0	29	1	0
	Lansing (A)	1	4	4.43	11	10	0	0	0	42.2	48	21	21	7	1	7	2	49	0	1
2022	Lansing (A)	2	1	2.08	5	2	0	0	0	21.2	12	6	5	2	1	3	0	27	1	0
	Midland (AA)	4	6	4.84	20	19	0	0	0	115.1	138	66	62	12	8	14	0	77	2	0
2023	Midland (AA)	7	5	5.44	36	8	0	0	1	84.1	100	51	51	13	4	22	0	68	1	0
2024	Midland (AA)	5	3	3.57	28	2	0	0	2	63.0	57	32	25	4	9	15	0	52	4	0
Minor League Totals		26	20	4.17	123	46	0	0	3	395.1	405	199	183	42	30	66	2	354	11	1

CAMERON MICHAEL LEARY
OF
Born: Manhasset, New York, November 13, 2001; **Home:** Bethpage, New York

Bats: Left; **Throws:** Left; **Height:** 6-1; **Weight:** 205

Obtained: Selected in the 10th round of the 2024 First Year Player Draft

Signed by Ron Vaughn...four seasons for Boston College, Leary tallied 27 doubles, 43 home runs, 129 RBI, and a .913 OPS in 181 games played.

Year	Club	AVG.	G	AB	R	H	2B	3B	HR	RBI	SH	SF	HP	BB	SO	SB	CS	OBP	SLG	E
2024	Stockton (A)	.222	20	81	14	18	5	0	3	16	2	2	1	10	19	4	0	.309	.395	0
Minor League Totals		.222	20	81	14	18	5	0	3	16	2	2	1	10	19	4	0	.309	.395	0

Born: Taoyuen, Taiwan, November 4, 2005; **Home:** Kueishan, Taiwan

Bats: Left; **Throws:** Left; **Height:** 6-2; **Weight:** 179

Obtained: Signed as a free agent to a minor league contract on June 4, 2024

Year	Club	W	L	ERA	G	GS	CG	SHO	SV	IP	H	R	ER	HR	HB	BB	IBB	SO	WP	BK	
2024																					(Did Not Play)

Minor League Totals

ANDERSON GERARDO MACHADO (TOVAR)

INF

Born: Caracas, Venezuela, October 10, 2003; **Home:** Caracas, Venezuela

Bats: Right; **Throws:** Right; **Height:** 6-1; **Weight:** 198

Obtained: Signed as a free agent to a minor league contract on January 15, 2021

Year	Club	AVG.	G	AB	R	H	2B	3B	HR	RBI	SH	SF	HP	BB	SO	SB	CS	OBP	SLG	E
2021	DSL A's (R)	.217	29	83	17	18	4	0	0	10	0	0	1	12	20	2	1	.323	.265	5
2022	DSL A's (R)	.257	45	144	16	37	5	1	0	24	0	1	10	15	26	1	1	.365	.306	5
2023	ACL A's (R)	.127	30	79	7	10	2	0	0	3	0	1	1	8	25	1	0	.213	.152	4
2024	ACL A's (R)	.556	3	9	1	5	0	0	0	1	0	0	1	1	0	0	0	.600	.556	1
Minor League Totals		.222	107	315	41	70	11	1	0	38	0	2	12	36	72	4	2	.323	.263	15

RYAN THOMAS MAGDIC

LHP

Born: Grimsby, Ontario, Canada, June 4, 2000; **Home:** Beamsville, Ontari, Canada

Bats: Left; **Throws:** Left; **Height:** 6-5; **Weight:** 240

Obtained: Selected in the 14th round of the 2024 First-Year Player Draft

Signed by Steve Abney...began his career as a first baseman before transitioning to the mound this season with Missouri. As a pitcher, he finished with 37 strikeouts and 11 walks in 35.0 innings pitched with a 4.63 ERA in 14 outings, four of which were starts.

Year	Club	W	L	ERA	G	GS	CG	SHO	SV	IP	H	R	ER	HR	HB	BB	IBB	SO	WP	BK	
2024																					(Did Not Play)

Minor League Totals

LUKE THOMAS MANN

IF

Born: St. Louis, Missouri, April 13, 2000; **Home:** Fenton, Missouri

Bats: Left; **Throws:** Right; **Height:** 6-2; **Weight:** 216

Obtained: Selected in the 14th round of the 2023 First-Year Player Draft

Batted .311 with a .428 on-base percentage and a .680 slugging percentage in 54 games as a fifth-year senior at Missouri...after hitting 17 home runs, the most by a Tiger since 2004, the left-handed hitter surpassed his own mark with 21 this year...overall, Mann batted .268 with 27 doubles, three triples, 49 home runs and 141 RBI in 179 collegiate games.

Year	Club	AVG.	G	AB	R	H	2B	3B	HR	RBI	SH	SF	HP	BB	SO	SB	CS	OBP	SLG	E
2023	ACL A's (R)	.000	3	6	0	0	0	0	0	0	0	0	0	2	0	0	0	.000	.000	0
2024	Stockton (A)	.296	40	159	26	47	9	1	8	25	0	1	3	20	42	1	0	.383	.516	4
	Lansing (A)	.217	78	286	28	62	9	2	8	32	0	2	8	27	82	2	0	.300	.346	7
Minor League Totals		.242	121	451	54	109	18	3	16	57	0	3	11	47	126	3	0	.326	.401	11

ALEJANDRO JOSE MANZANO (VIVAS)

RHP

Born: Merida, Venezuela, February 28, 2002; **Home:** Merida, Venezuela

Bats: Right; **Throws:** Right; **Height:** 6-3; **Weight:** 201

Obtained: Signed as a free agent to a minor league contract on October 15, 2021

Year	Club	W	L	ERA	G	GS	CG	SHO	SV	IP	H	R	ER	HR	HB	BB	IBB	SO	WP	BK
2022	DSL A's	1	2	6.57	10	7	0	0	0	37.0	46	32	27	4	7	12	0	38	8	0
2023	ACL A's (R)	3	2	3.76	9	6	0	0	0	40.2	42	27	17	5	1	10	0	34	5	0
	Stockton (A)	0	3	11.15	4	3	0	0	1	15.1	29	20	19	3	3	4	0	16	0	0
2024	ACL A's (R)	0	0	0.00	1	1	0	0	0	2.0	1	0	0	0	0	0	0	2	0	0
	Stockton (A)	4	3	6.16	21	8	0	0	0	76.0	84	60	52	11	6	33	0	82	7	2
Minor League Totals		8	10	6.05	45	25	0	0	1	171.0	202	139	115	23	17	59	0	172	20	2

LUIS ANGEL MARINEZ (FLORENTINO)**C****Born:** San Cristobal, Dominican Republic, October 11, 2001; **Home:** San Cristobal, Dominican Republic**Bats:** Right; **Throws:** Right; **Height:** 6-1; **Weight:** 155**Obtained:** Signed as a free agent to a minor league contract, July 2, 2019

Year	Club	AVG.	G	AB	R	H	2B	3B	HR	RBI	SH	SF	HP	BB	SO	SB	CS	OBP	SLG	E
2021	ACL A's (R)	.100	6	10	1	1	0	0	0	1	0	0	0	3	6	0	0	.308	.100	0
2022	ACL A's (R)	.136	23	59	11	8	0	1	3	8	0	1	4	16	22	1	1	.350	.322	7
	Stockton (A)	.250	1	4	1	1	0	0	0	1	0	0	0	1	2	0	0	.400	.250	0
2023	ACL A's (R)	.114	14	35	7	4	1	0	3	7	0	0	1	4	19	1	0	.225	.400	1
	Stockton (A)	.092	24	87	10	8	2	0	1	9	0	0	2	9	48	2	0	.194	.149	3
2024	ACL A's (R)	.180	46	139	25	25	7	0	3	25	0	2	6	30	58	1	1	.345	.295	1
Minor League Totals		.141	114	334	55	47	10	1	10	51	0	3	13	63	155	5	2	.298	.266	12

FRANCIS MARTE (FRIAS)**RHP****Born:** San Francisco de Macoris, Dominican Republic, October 31, 2005; **Home:** Bani, Dominican Republic**Bats:** Right; **Throws:** Right; **Height:** 6-3; **Weight:** 180**Obtained:** Signed as a free agent to a minor league contract on January 15, 2023

Year	Club	W	L	ERA	G	GS	CG	SHO	SV	IP	H	R	ER	HR	HB	BB	IBB	SO	WP	BK
2023	D-ATH	1	3	3.97	11	4	0	0	0	34.0	26	21	15	1	2	17	0	32	7	2
2024	ACL A's (R)	0	0	3.89	11	5	0	0	1	34.2	33	19	15	2	1	18	0	28	4	0
Minor League Totals		1	3	3.93	22	9	0	0	1	68.2	59	40	30	3	3	35	0	60	11	2

SHANE CHRISTOPHER MCGUIRE**C****Born:** Renton, Washington, April 12, 1999; **Home:** Kent, Washington**Bats:** Left; **Throws:** Right; **Height:** 6-0; **Weight:** 228**Obtained:** Selected in the ninth round of the 2021 First-Year Player Draft

Signed by Anthony Aliotti...played collegiately at University of San Diego...in 2018 was named a Collegiate Baseball Freshman All-American...batted .307 with nine home runs and 93 RBI in four college seasons.

Year	Club	AVG.	G	AB	R	H	2B	3B	HR	RBI	SH	SF	HP	BB	SO	SB	CS	OBP	SLG	E
2021	ACL A's (R)	.280	19	50	7	14	3	0	0	9	0	3	1	7	11	1	0	.361	.340	2
2022	Stockton (A)	.290	50	176	20	51	7	2	1	21	0	2	6	32	42	4	2	.412	.369	6
	Lansing (A)	.236	33	110	16	26	5	1	1	13	0	2	4	26	18	2	0	.394	.327	4
2023	Midland (AA)	.227	98	330	44	75	13	1	4	38	2	3	6	55	87	3	2	.345	.309	10
2024	Midland (AA)	.238	74	248	42	59	14	0	4	35	1	1	2	45	52	6	1	.358	.343	5
Minor League Totals		.246	274	914	129	225	42	4	10	116	3	11	19	165	210	16	5	.369	.334	27

COLE MILLER**RHP****Born:** Thousand Oaks, California, October 19, 2002; **Home:** Scottsdale, Arizona**Bats:** Right; **Throws:** Right; **Height:** 6-6; **Weight:** 225**Obtained:** Selected in the fourth round of the 2023 First-Year Player Draft

Is the first Newbury Park High School alumni to be drafted in the top five rounds since Andrew Lambo in 2007...Cole's father, Mike, played in the NFL for two seasons as a wide receiver with the Giants and Saints.

Year	Club	W	L	ERA	G	GS	CG	SHO	SV	IP	H	R	ER	HR	HB	BB	IBB	SO	WP	BK
2023										(Did Not Play)										
2024										(Did Not Play)										
Minor League Totals																				

BRENNAN COLE MILONE

IF

Born: Marietta, Georgia, May 6, 2001; **Home:** Woodstock, Georgia
Bats: Right; **Throws:** Right; **Height:** 6-2; **Weight:** 202
Obtained: Selected in the 6th round of the 2022 First Year Player Draft

Was signed by A's scout Jemel Spearman.

Year	Club	AVG.	G	AB	R	H	2B	3B	HR	RBI	SH	SF	HP	BB	SO	SB	CS	OBP	SLG	E
2022	ACL A's (R)	.500	2	4	2	2	1	0	0	1	0	1	0	1	1	0	0	.500	.750	0
	Stockton (A)	.310	27	100	13	31	4	0	1	8	0	0	1	14	21	1	0	.400	.380	7
2023	Stockton (A)	.304	62	224	42	68	15	1	10	41	0	5	5	39	45	3	1	.410	.513	8
	Lansing (A)	.261	52	176	31	46	13	0	7	31	0	3	3	33	47	0	0	.381	.455	3
2024	Midland (AA)	.278	127	478	75	133	29	2	15	70	0	5	6	59	117	8	5	.361	.441	10
Minor League Totals		.285	270	982	163	280	62	3	33	151	0	14	15	146	231	12	6	.381	.455	28

DARLYN JAVIER MONTERO (RAMIREZ)

INF

Born: Azua, Dominican Republic, May 11, 2002; **Home:** Azua, Dominican Republic
Bats: Switch; **Throws:** Right; **Height:** 6-2; **Weight:** 170
Obtained: Signed as a free agent to a minor league contract, November 7, 2018

Was signed by Amaurys Reyes.

Year	Club	AVG.	G	AB	R	H	2B	3B	HR	RBI	SH	SF	HP	BB	SO	SB	CS	OBP	SLG	E
2019	DSL A's (R)	.213	55	188	20	40	6	3	0	17	0	5	1	23	58	8	3	.295	.277	9
2021	DSL A's (R)	.217	40	115	17	25	5	2	0	15	0	1	0	20	24	6	1	.331	.296	8
2022	ACL A's (R)	.241	47	145	25	35	6	2	2	23	0	1	3	15	38	8	2	.323	.352	4
2023	ACL A's (R)	.276	48	174	38	48	7	5	3	36	0	3	4	15	49	9	0	.342	.425	9
	Stockton (A)	.154	13	52	5	8	2	1	0	5	0	0	0	4	19	0	0	.214	.231	2
2024	Stockton (A)	.256	95	363	43	93	15	1	6	29	1	2	10	24	104	9	0	.318	.353	8
Minor League Totals		.240	298	1037	148	249	41	14	11	125	1	12	18	101	292	40	6	.315	.338	40

LUIS DANYS MORALES (AGUILERA)

RHP

Born: Antilla, Cuba, September 24, 2002; **Home:** Mesa, Arizona
Bats: Right; **Throws:** Right; **Height:** 6-3; **Weight:** 178
Obtained: Signed as a free agent to a minor league contract on January 15, 2023

Was ranked the organization's No. 3 prospect in 2024 according to MLB Pipeline...represented the A's organization at the 2024 MLB Futures Game.

Year	Club	W	L	ERA	G	GS	CG	SHO	SV	IP	H	R	ER	HR	HB	BB	IBB	SO	WP	BK
2023	DSL A's	0	0	0.82	4	3	0	0	0	11.0	4	1	1	0	0	2	0	16	0	0
	ACL A's (R)	0	2	6.00	3	3	0	0	0	9.0	10	8	6	0	0	2	0	11	0	0
	Stockton (A)	0	3	2.20	5	5	0	0	0	16.1	13	8	4	0	1	8	0	18	0	0
	Lansing (A)	0	0	3.52	2	2	0	0	0	7.2	6	3	3	2	0	3	0	8	0	0
2024	Lansing (A)	2	4	4.22	22	22	0	0	0	81.0	71	39	38	8	2	36	0	84	4	3
Minor League Totals		2	9	3.74	36	35	0	0	0	125.0	104	59	52	10	3	51	0	137	4	3

KADE MORRIS

RHP

Born: Modesto, California, June 21, 2002; **Home:** Reno, Nevada
Bats: Right; **Throws:** Right; **Height:** 6-3; **Weight:** 190
Obtained: Acquired in a trade with the New York Mets for Paul Blackburn on July 30, 2024

Year	Club	W	L	ERA	G	GS	CG	SHO	SV	IP	H	R	ER	HR	HB	BB	IBB	SO	WP	BK
2023	FCL Mets (R)	0	0	0.00	1	1	0	0	0	1.0	1	1	0	0	0	0	0	0	1	0
	St. Lucie (A)	0	0	3.86	1	1	0	0	0	2.1	1	1	1	0	0	2	0	3	1	0
2024	St. Lucie (A)	0	3	3.63	7	6	0	0	0	34.2	34	17	14	6	1	11	0	38	1	0
	Brooklyn (A+)	4	3	3.43	11	10	0	0	0	57.2	48	26	22	4	5	19	0	57	2	1
	Lansing (A)	0	6	5.92	7	7	0	0	0	38.0	41	26	25	3	8	11	0	24	5	0
	Las Vegas (AAA)	0	1	11.12	2	1	0	0	1	5.2	9	7	7	2	0	4	0	2	0	0
Minor League Totals		4	13	4.46	29	26	0	0	1	139.1	134	78	69	15	14	47	0	124	10	1

PLAYER DEVELOPMENT

MITCHEL HILLIARD MYERS

RHP

Goes by "Mitch"

Born: Lanett, Alabama, January, 8, 1999; **Home:** Lanett, Alabama**Bats:** Right; **Throws:** Right; **Height:** 6-2; **Weight:** 200**Obtained:** Selected in the 12th round of the 2021 First-Year Player Draft

Signed by Matthew Higginson out of the University of Pittsburgh...went 7-7 with a 3.62 ERA and 113 strikeouts in 104.1 innings over two NCAA seasons.

Year	Club	W	L	ERA	G	GS	CG	SHO	SV	IP	H	R	ER	HR	HB	BB	IBB	SO	WP	BK
2021										(Did Not Play)										
2022	Stockton (A)	4	10	5.50	23	22	0	0	0	124.1	143	83	76	26	9	38	0	98	4	2
2023	Lansing (A)	3	6	5.35	23	21	0	0	0	104.1	127	73	62	8	8	36	1	73	6	5
2024	Lansing (A)	6	7	4.54	26	18	0	0	0	111.0	127	62	56	11	4	24	0	100	3	0
	Las Vegas (AAA)	0	0	5.40	2	0	0	0	0	3.1	3	2	2	1	0	2	0	1	1	0
Minor League Totals		13	23	5.14	74	61	0	0	0	343.0	400	220	196	46	21	100	1	272	14	7

NATHAN ANDREW NANKIL

OF

Born: San Diego, California, October 16, 2002; **Home:** Chula Vista, California**Bats:** Right; **Throws:** Right; **Height:** 6-3; **Weight:** 216**Obtained:** Selected in the seventh round of the 2023 First-Year Player Draft

Hit .316 including five home runs, 23 walks, 37 strikeouts, and a .852 OPS in 55 games for Cal State Fullerton... for his collegiate career, he hit .280 with seven homers, 21 steals and a .749 OPS in 144 games.

Year	Club	AVG.	G	AB	R	H	2B	3B	HR	RBI	SH	SF	HP	BB	SO	SB	CS	OBP	SLG	E
2023	ACL A's (R)	.189	16	53	5	10	3	0	0	7	0	0	0	5	9	1	0	.259	.245	1
2024	Stockton (A)	.285	83	298	39	85	20	1	10	56	0	2	15	44	64	3	2	.401	.460	2
	Lansing (A)	.356	28	104	14	37	7	0	1	14	0	1	3	8	25	0	1	.414	.452	2
Minor League Totals		.290	127	455	58	132	30	1	11	77	0	3	18	57	98	4	3	.388	.433	5

MYLES DOUGLAS JAMES NAYLOR

INF

Born: Mississauga, Canada, April 15, 2005; **Home:** Goodyear, Arizona**Bats:** Right; **Throws:** Right; **Height:** 6-0; **Weight:** 203**Obtained:** Selected in the Competitive Balance Round-A portion of the 2023 First-Year Player Draft

Is the little brother of big leaguers Josh and Bo Naylor and the cousin of A's prospect Denzel Clarke...was the 64th ranked prospect entering the draft according to MLB Pipeline...is the lone Naylor brother to bat right-handed and participated in the Area Code Games in 2021 and 2022.

Year	Club	AVG.	G	AB	R	H	2B	3B	HR	RBI	SH	SF	HP	BB	SO	SB	CS	OBP	SLG	E
2023	ACL A's (R)	.333	2	6	2	2	1	0	0	0	0	0	0	1	3	0	0	.429	.500	0
	Stockton (A)	.208	32	120	16	25	2	0	6	17	0	0	1	11	52	2	0	.280	.375	9
2024	Stockton (A)	.192	115	416	48	80	17	2	11	58	1	2	1	79	173	6	0	.321	.322	31
Minor League Totals		.197	149	542	66	107	20	2	17	75	1	2	2	91	228	8	0	.314	.336	40

BENJAMIN ROSS NEWTON

INF

Goes by: "Ben"

Born: Berkeley, California, June 10, 2002; **Home:** Albany, California**Bats:** Switch; **Throws:** Right; **Height:** 5-10; **Weight:** 180**Obtained:** Signed as a free agent to a minor league contract, July 24, 2024

Year	Club	AVG.	G	AB	R	H	2B	3B	HR	RBI	SH	SF	HP	BB	SO	SB	CS	OBP	SLG	E
2024																				
Minor League Totals																				

ALVIN RAFAEL NOVA (ARIAS)**RHP****Born:** Azua, Dominican Republic, May 5, 2005; **Home:** Azua, Dominican Republic**Bats:** Right; **Throws:** Right; **Height:** 6-4; **Weight:** 170**Obtained:** Signed as a free agent to a minor league contract on December 9, 2022

Year	Club	W	L	ERA	G	GS	CG	SHO	SV	IP	H	R	ER	HR	HB	BB	IBB	SO	WP	BK
2023	DSL A's (R)	0	0	5.83	11	4	0	0	0	29.1	32	21	19	3	5	13	0	30	7	0
2024	ACL A's (R)	1	4	9.24	10	5	0	0	0	25.1	35	28	26	0	2	23	0	30	4	1
	Stockton (A)	1	1	4.50	3	2	0	0	0	8.0	7	5	4	0	1	3	0	7	0	1
Minor League Totals		2	5	7.04	24	11	0	0	0	62.2	74	54	49	3	8	39	0	67	11	2

TUCKER JAY NOVOTNY**LHP****Born:** Cottage Grove, Minnesota, November 22, 2002; **Home:** Cottage Grove, Minnesota**Bats:** Right; **Throws:** Left; **Height:** 6-5; **Weight:** 235**Obtained:** Selected in the 18th round of the 2024 First-Year Player Draft

Signed by John Mesagno...for his collegiate career, he went 7-11 with a 5.56 ERA, 156 strikeouts, 71 walks, and 18 home runs allowed in 35 outings, including 29 starts for the University of Minnesota.

Year	Club	W	L	ERA	G	GS	CG	SHO	SV	IP	H	R	ER	HR	HB	BB	IBB	SO	WP	BK	
2024																					
										(Did Not Play)											
Minor League Totals																					

GERMAN ORTIZ (RODRIGUEZ)**INF****Born:** San Pedro De Macoris, Dominican Republic, August 2, 2004; **Home:** San Pedro De Macoris, Dominican Republic**Bats:** Switch; **Throws:** Right; **Height:** 6-0; **Weight:** 170**Obtained:** Signed as a free agent to a minor league contract, January 15, 2021

Was signed by Juan Carlos De La Cruz.

Year	Club	AVG.	G	AB	R	H	2B	3B	HR	RBI	SH	SF	HP	BB	SO	SB	CS	OBP	SLG	E
2021	DSL A's (R)	.256	13	39	7	10	1	1	0	3	0	0	1	7	13	1	2	.383	.333	4
2022	DSL A's (R)	.249	54	177	36	44	6	3	0	26	0	4	3	40	45	6	0	.388	.316	11
2023	ACL A's (R)	.217	46	143	20	31	6	0	0	14	2	1	1	31	39	3	0	.358	.259	6
2024	ACL A's (R)	.292	46	168	44	49	10	1	2	17	0	0	4	32	37	3	0	.417	.399	8
Minor League Totals		.254	159	527	107	134	23	5	2	60	2	5	9	110	134	13	2	.389	.328	29

JACK CHRISTOPHER OWEN**LHP****Born:** Miami Beach, Florida, May 26, 1998; **Home:** Aliso Viejo, California**Bats:** Left; **Throws:** Left; **Height:** 6-2; **Weight:** 204**Obtained:** Signed as a non-drafted free agent, July 24, 2021

Signed by Armann Brown...played collegiately at Auburn University...went 11-10 with a 4.26 ERA and 165 strikeouts in 175.1 innings over four seasons.

Year	Club	W	L	ERA	G	GS	CG	SHO	SV	IP	H	R	ER	HR	HB	BB	IBB	SO	WP	BK
2021	Lansing (A)	0	1	4.50	7	4	0	0	0	20.0	26	13	10	3	0	4	0	21	1	0
2022	Stockton (A)	3	4	3.41	23	1	0	0	3	37.0	35	20	14	5	1	9	0	48	3	0
2022	Lansing (A)	6	1	3.35	11	9	1	0	0	51.0	43	21	19	3	1	14	0	44	3	0
2023	Lansing (A)	5	1	3.77	30	3	0	0	2	62.0	58	28	26	4	0	15	1	53	2	0
2024	Lansing (A)	3	1	7.41	35	0	0	0	0	51.0	75	43	42	7	3	17	0	33	4	0
Minor League Totals		17	8	4.52	106	17	1	0	5	221.0	237	125	111	22	5	59	1	199	13	0

CARLOS JOIKER PACHECO (SANZ)**OF****Born:** Caracas, Venezuela, November 1, 2004; **Home:** Miranda, Venezuela**Bats:** Right; **Throws:** Right; **Height:** 5-10; **Weight:** 150**Obtained:** Signed as a free agent to a minor league contract on January 15, 2022

Year	Club	AVG.	G	AB	R	H	2B	3B	HR	RBI	SH	SF	HP	BB	SO	SB	CS	OBP	SLG	E
2022	DSL A's (R)	.183	52	164	38	30	3	2	0	19	0	2	7	39	43	19	6	.358	.226	4
2023	DSL A's (R)	.244	47	131	25	32	4	1	2	16	1	1	5	22	38	20	5	.371	.336	4
2024	ACL A's (R)	.257	48	144	39	37	10	1	3	13	2	2	13	22	45	11	3	.398	.403	4
Minor League Totals		.226	147	439	102	99	17	4	5	48	3	5	25	83	126	50	14	.375	.317	12

PLAYER DEVELOPMENT

JAVIER ALEXANDER PARIGUAN (GONZALEZ)
C
Born: Guayana, Venezuela, February 5, 2004; **Home:** Guayana, Venezuela

Bats: Right; **Throws:** Right; **Height:** 5-11; **Weight:** 232

Obtained: Signed as a free agent to a minor league contract on January 15, 2021

Year	Club	AVG.	G	AB	R	H	2B	3B	HR	RBI	SH	SF	HP	BB	SO	SB	CS	OBP	SLG	E
2021	DSL A's	.245	23	49	8	12	0	2	0	5	0	2	5	12	19	0	0	.426	.327	7
2022	DSL A's	.179	9	28	5	5	1	0	1	5	0	1	0	2	10	0	0	.226	.321	3
2023	ACL A's (R)	.175	25	63	13	11	5	0	1	4	1	1	0	15	23	0	0	.329	.302	8
2024	ACL A's (R)	.115	22	61	5	7	1	0	0	2	0	0	1	14	32	0	1	.289	.131	3
Minor League Totals		.174	79	201	31	35	7	2	2	16	1	4	6	43	84	0	1	.331	.259	21

JOSNIER DAVID PARRA (ARTEAGA)
RHP
Born: Farriar, Venezuela, October 15, 2001; **Home:** Farriar, Venezuela

Bats: Right; **Throws:** Right; **Height:** 6-1; **Weight:** 170

Obtained: Signed as a free agent to a minor league contract on September 19, 2022

Year	Club	W	L	ERA	G	GS	CG	SHO	SV	IP	H	R	ER	HR	HB	BB	IBB	SO	WP	BK
2023	DSL A's (R)	1	3	4.22	15	1	0	0	0	32.0	33	20	15	3	5	11	0	33	3	0
2024	ACL A's (R)	1	2	5.48	18	0	0	0	1	23.0	33	24	14	3	4	7	0	20	3	0
Minor League Totals		2	5	4.75	33	1	0	0	1	55.0	66	44	29	6	9	18	0	53	6	0

COLIN ROBERT PELUSE
RHP
Born: Baltimore, Maryland, June 11, 1998; **Home:** Middletown, Delaware

Bats: Right; **Throws:** Right; **Height:** 6-3; **Weight:** 232

Obtained: Selected in the ninth round of the 2019 First Year Player Draft

Signed by Neil Avent...played collegiately at Wake Forest...finished a three-year career with a 14-11 record and 4.54 ERA with 171 strikeouts over 204.1 innings...was named a 2021 Organizational All-Star by MiLB.com after going 9-3 with a 3.39 ERA (38ER/101IP) between High-A Lansing and Double-A Midland.

Year	Club	W	L	ERA	G	GS	CG	SHO	SV	IP	H	R	ER	HR	HB	BB	IBB	SO	WP	BK
2019	Vermont (A)	2	1	2.25	8	5	0	0	0	24.0	21	8	6	1	5	6	0	26	0	1
2021	Lansing (A)	7	3	3.66	18	15	0	0	0	86.0	82	42	35	10	1	22	0	92	1	2
	Midland (AA)	2	0	1.80	3	3	0	0	0	15.0	9	3	3	1	0	4	0	17	1	0
2022	Midland (AA)	10	6	5.38	23	21	0	0	1	118.2	133	78	71	17	3	28	0	92	1	1
	Las Vegas (AAA)	0	1	37.80	1	1	0	0	0	1.2	7	7	7	2	0	1	0	1	1	0
2023	Las Vegas (AAA)	1	1	6.78	42	5	0	0	2	65.0	84	50	49	20	3	38	1	52	3	0
2024	Midland (AA)	4	3	2.05	28	1	0	0	2	52.2	39	13	12	3	1	15	0	42	2	0
	Las Vegas (AAA)	0	0	8.53	5	1	0	0	0	6.1	8	8	6	1	0	6	0	2	0	0
Minor League Totals		26	15	4.61	128	52	0	0	5	369.1	383	209	189	55	13	120	1	324	9	4

JUNIOR JOSE PEREZ (REYNOSO)
OF
Born: San Cristobal, Dominican Republic, July 4, 2001; **Home:** San Cristobal, Dominican Republic

Bats: Right; **Throws:** Right; **Height:** 6-1; **Weight:** 200

Obtained: Acquired in a trade with San Diego on November 5, 2020 for Jorge Mateo

Originally signed by San Diego as an international free agent on July 4, 2017.

Year	Club	AVG.	G	AB	R	H	2B	3B	HR	RBI	SH	SF	HP	BB	SO	SB	CS	OBP	SLG	E
2018	DSL Padres (R)	.176	61	204	26	36	6	2	3	26	0	2	4	53	80	12	5	.354	.270	2
2019	AZL Padres (R)	.268	51	209	44	56	14	2	11	39	0	2	3	24	59	11	2	.349	.512	3
2021	Stockton (A)	.207	95	329	54	68	16	5	8	34	1	2	3	51	145	24	7	.317	.359	6
2022	Stockton (A)	.249	116	398	74	99	21	2	15	62	2	7	5	70	148	32	7	.363	.425	9
2023	Lansing (A)	.237	117	434	67	103	27	2	12	45	3	2	3	51	150	41	9	.320	.392	10
2024	Midland (AA)	.220	97	341	50	75	24	2	8	52	2	4	1	42	138	28	5	.304	.372	2
Minor League Totals		.228	537	1915	315	437	108	15	57	258	8	19	19	291	720	148	35	.333	.390	32

MANUEL STANLY PEREZ (PENA)**RHP****Born:** Santo Domingo, Dominican Republic, August 29, 2005; **Home:** Santo Domingo, Dominican Republic**Bats:** Right; **Throws:** Right; **Height:** 6-2; **Weight:** 180**Obtained:** Signed as a free agent to a minor league contract on June 1, 2022

Year	Club	W	L	ERA	G	GS	CG	SHO	SV	IP	H	R	ER	HR	HB	BB	IBB	SO	WP	BK
2022	DSL A's (R)	3	1	3.58	11	7	0	0	0	37.2	39	21	15	1	5	15	0	29	6	1
2023	D-ATH (R)	1	2	5.13	10	6	0	0	0	33.1	39	22	19	2	7	15	0	41	3	1
2024	ACL A's (R)	1	4	6.64	13	6	0	0	0	39.1	40	35	29	2	3	30	0	38	6	1
Minor League Totals		5	7	5.14	34	19	0	0	0	110.1	118	78	63	5	15	60	0	108	15	3

JACOB DUSTIN PFENNIQS**RHP****Born:** Coeur d'Alene, Idaho, September 9, 1999; **Home:** Post Falls, Idaho**Bats:** Right; **Throws:** Right; **Height:** 6-7; **Weight:** 215**Obtained:** Selected in the 13th round of the 2022 First-Year Player Draft

Was signed by A's scout Jim Coffman...played collegiately at Oregon State University...went 12-4 across 45 career appearances (31 starts) with 116 strikeouts over 144 innings pitched for the Beavers.

Year	Club	W	L	ERA	G	GS	CG	SHO	SV	IP	H	R	ER	HR	HB	BB	IBB	SO	WP	BK
2022	ACL A's (R)	0	1	0.00	2	2	0	0	0	2.2	1	3	0	0	0	2	0	4	0	0
	Stockton (A)	0	0	11.12	5	0	0	0	0	5.2	13	9	7	0	1	3	0	6	1	0
2023	Stockton (A)	0	1	3.72	8	4	0	0	0	19.1	9	10	8	1	1	14	0	22	0	0
2024	ACL A's (R)	0	0	21.60	3	0	0	0	0	1.2	6	5	4	0	1	2	0	2	0	0
	Stockton (A)	1	2	4.87	8	2	0	0	0	20.1	21	13	11	1	0	7	0	26	5	0
	Las Vegas (AAA)	0	0	9.00	1	0	0	0	0	2.0	3	2	2	0	1	0	0	0	0	0
Minor League Totals		1	4	5.57	27	8	0	0	0	51.2	53	42	32	2	4	28	0	60	6	0

PEDRO ALEJANDRO PINEDA (COLLADO)**OF****Born:** Santo Domingo Este, Dominican Republic, September 6, 2003; **Home:** Santo Domingo Norte, Dominican Republic**Bats:** Right; **Throws:** Right; **Height:** 6-2; **Weight:** 198**Obtained:** Signed as a free agent to a minor league contract, January 15, 2021

Year	Club	AVG.	G	AB	R	H	2B	3B	HR	RBI	SH	SF	HP	BB	SO	SB	CS	OBP	SLG	E
2021	DSL A's (R)	.200	10	35	4	7	1	1	0	1	0	0	0	5	13	3	2	.300	.286	1
	ACL A's (R)	.258	23	62	15	16	2	2	1	8	0	0	2	13	28	3	3	.403	.403	2
2022	ACL A's (R)	.000	1	3	0	0	0	0	0	0	0	0	0	3	0	0	0	.000	.000	0
	Stockton (A)	.188	42	144	22	27	3	3	4	13	1	1	8	17	77	5	1	.306	.333	2
2023	Stockton (A)	.224	68	223	32	50	7	2	2	14	4	1	4	24	85	19	5	.310	.300	7
2024	ACL A's (R)	.239	22	71	5	17	5	1	1	17	1	2	1	12	27	2	1	.349	.380	0
	Stockton (A)	.122	22	82	6	10	3	1	0	5	0	0	0	6	31	2	2	.182	.183	1
Minor League Totals		.205	188	620	84	127	21	10	8	58	6	4	15	77	264	34	14	.306	.310	13

CHRISTOPHER JOHN PITTARO**OF**

Goes by: "CJ"

Born: Hamilton Township, New Jersey, October 16, 2001; **Home:** Hamilton, New Jersey**Bats:** Left; **Throws:** Right; **Height:** 6-2; **Weight:** 200**Obtained:** Signed to a minor league contract, July 24, 2024

Year	Club	AVG.	G	AB	R	H	2B	3B	HR	RBI	SH	SF	HP	BB	SO	SB	CS	OBP	SLG	E
2024																				
Minor League Totals																				

(Did Not Play)

Born: Mililani, Hawaii, January 6, 2000; **Home:** Mililani, Hawaii

Bats: Right; **Throws:** Right; **Height:** 5-10; **Weight:** 194

Obtained: Selected in the 16th round of the 2022 First-Year Player Draft

Signed out of the University of Hawaii by A's scout Dillon Tung...went 12-7 with a career 3.78 ERA (67ER/159.1IP) with 162 strikeouts and 43 walks across 50 appearances (18 starts) for the Rainbow Warriors.

Year	Club	W	L	ERA	G	GS	CG	SHO	SV	IP	H	R	ER	HR	HB	BB	IBB	SO	WP	BK
2022	ACL A's (R)	0	0	0.00	2	0	0	0	0	2.0	0	0	0	0	0	0	0	2	0	0
	Stockton (A)	0	0	12.00	4	0	0	0	0	6.0	9	8	8	1	0	2	0	3	0	0
2023	Stockton (A)	0	4	3.23	39	1	0	0	11	61.1	61	26	22	3	0	22	1	65	4	0
2024	Lansing (A)	3	9	7.36	26	10	0	0	0	88.0	113	76	72	11	8	40	0	44	7	1
Minor League Totals		3	13	5.83	71	11	0	0	11	157.1	183	110	102	15	8	64	1	114	11	1

ROBERT PUASON (PEREZ)

IF

Born: La Romana, Dominican Republic, Sept. 11, 2002; **Home:** La Romana, Dominican Republic

Bats: Both; **Throws:** Right; **Height:** 6-3; **Weight:** 192

Obtained: Signed as a free agent to a minor league contract, July 2, 2019

Year	Club	AVG.	G	AB	R	H	2B	3B	HR	RBI	SH	SF	HP	BB	SO	SB	CS	OBP	SLG	E
2021	Stockton (A)	.215	91	302	43	65	12	1	3	27	4	2	5	24	139	3	1	.282	.291	29
2022	ACL A's (R)	.260	38	127	22	33	6	2	1	9	0	2	1	11	44	6	1	.319	.362	11
	Stockton (A)	.185	55	200	25	37	8	0	2	18	0	2	3	13	77	5	4	.243	.255	15
2023	ACL A's (R)	.306	17	62	9	19	2	0	0	9	0	1	0	6	16	3	3	.362	.339	3
	Stockton (A)	.142	51	176	13	25	3	0	1	9	0	1	6	11	70	7	2	.216	.176	14
2024	Stockton (A)	.183	32	115	15	21	3	0	0	10	0	0	3	9	43	4	2	.260	.209	1
Minor League Totals		.204	284	982	127	200	34	3	7	82	4	8	18	74	389	28	13	.270	.266	73

THOMAS MICHAEL REISINGER

RHP

Born: Kulpmont, Pennsylvania, March 17, 2001; **Home:** Kulpmont, Pennsylvania

Bats: Right; **Throws:** Right; **Height:** 6-2; **Weight:** 214

Obtained: Selected in the 10th round of the 2023 First-Year Player Draft

Went 6-2 with a 2.64 ERA in 17 appearances for East Stroudsburg University, including 97 strikeouts and 32 walks in 71.2 innings pitched...for his collegiate career, he went 12-9 with a 4.50 ERA in 40 outings, 30 starts, and 202 strikeouts in 150.0 innings of work.

Year	Club	W	L	ERA	G	GS	CG	SHO	SV	IP	H	R	ER	HR	HB	BB	IBB	SO	WP	BK
2023	ACL A's (R)	0	2	6.00	4	2	0	0	0	6.0	8	6	4	1	0	2	0	10	1	0
2024	Stockton (A)	1	5	9.05	21	5	0	0	1	62.2	93	67	63	8	7	41	1	53	10	2
Minor League Totals		1	7	8.78	25	7	0	0	1	68.2	101	73	67	9	7	43	1	63	11	2

BRAYAN RESTITUYO (DEL OBRE)

LHP

Born: Bonao, Dominican Republic, January 17, 2002; **Home:** Bonao, Dominican Republic

Bats: Left; **Throws:** Left; **Height:** 5-10; **Weight:** 191

Obtained: Signed as a free agent to a minor league contract, November 9, 2019

Was signed by Juan Carlos De La Cruz.

Year	Club	W	L	ERA	G	GS	CG	SHO	SV	IP	H	R	ER	HR	HB	BB	IBB	SO	WP	BK
2021	DSL A's (R)	2	4	6.48	11	5	0	0	0	33.1	34	31	24	0	3	21	0	43	14	1
2022	ACL A's (R)	0	1	4.97	10	4	0	0	0	25.1	31	20	14	2	14	0	31	6	0	0
2023	ACL A's (R)	4	1	5.28	16	0	0	0	0	29.0	28	19	17	3	3	19	0	35	4	2
2024	ACL A's (R)	2	1	5.93	20	0	0	0	0	30.1	33	22	20	2	1	11	0	32	7	1
	Stockton (A)	0	1	6.49	16	0	0	0	2	26.1	28	20	19	2	5	14	0	33	8	0
Minor League Totals		8	8	5.86	73	9	0	0	2	144.1	154	112	94	9	14	79	0	174	39	4

Born: Rio Piedro, Puerto Rico, November 27, 2003; **Home:** La Romana, Dominican Republic

Bats: Right; **Throws:** Right; **Height:** 5-10; **Weight:** 195

Obtained: Signed as a free agent to a minor league contract on May 25, 2022.

Year	Club	AVG.	G	AB	R	H	2B	3B	HR	RBI	SH	SF	HP	BB	SO	SB	CS	OBP	SLG	E
2022	DSL A's (R)	.252	43	115	17	29	8	0	0	14	1	1	8	18	19	1	3	.387	.322	16
2023	ACL A's (R)	.143	19	28	2	4	0	0	0	1	0	0	0	3	7	0	1	.226	.143	4
	Stockton (A)	.149	15	47	1	7	0	0	0	4	0	1	2	3	12	0	1	.226	.149	4
2024	ACL A's (R)	.120	8	25	2	3	0	0	0	1	0	1	1	5	7	2	1	.281	.120	2
	Stockton (A)	.215	43	149	14	32	8	0	0	20	1	0	16	8	32	2	1	.324	.268	7
	Lansing (A)	.333	1	3	2	1	0	0	0	0	0	0	1	0	0	0	0	.500	.333	1
Minor League Totals		.207	129	367	38	76	16	0	0	40	2	3	28	37	77	5	7	.324	.251	34

ANGEL GABRIEL RIVERA (RODRIGUEZ)

Born: Chitré, Panama, February 2, 2003; **Home:** Chitré, Panama

Bats: Right; **Throws:** Right; **Height:** 5-10; **Weight:** 235

Obtained: Signed as a free agent to a minor league contract on August 16, 2021

Year	Club	AVG.	G	AB	R	H	2B	3B	HR	RBI	SH	SF	HP	BB	SO	SB	CS	OBP	SLG	E
2022	DSL A's	.347	33	95	26	33	7	1	3	28	0	2	7	21	17	2	0	.488	.537	1
2023	ACL A's (R)	.208	20	53	8	11	2	0	0	6	1	1	0	14	11	0	0	.368	.245	1
2024	ACL A's (R)	.417	5	12	1	5	2	0	0	5	0	0	0	7	2	0	0	.632	.583	0
Minor League Totals		.306	58	160	35	49	11	1	3	39	1	3	7	42	30	2	0	.462	.444	2

KYLE ROBINSON

Born: Amory, Mississippi, July 17, 2003; **Home:** Lubbock, Texas

Bats: Right; **Throws:** Right; **Height:** 6-6; **Weight:** 210

Obtained: Selected in the 11th round of the 2024 First-Year Player Draft

Signed by Fletcher Byrd...in his collegiate career, he went 6-8 with a 5.14 ERA, 133 strikeouts, and 62 walks in 133.0 innings of work.

Year	Club	W	L	ERA	G	GS	CG	SHO	SV	IP	H	R	ER	HR	HB	BB	IBB	SO	WP	BK
2024	Stockton (A)	0	0	7.71	3	2	0	0	0	7.0	9	7	6	1	1	3	0	9	4	0
Minor League Totals		0	0	7.71	3	2	0	0	0	7.0	9	7	6	1	1	3	0	9	4	0

CARLOS ALBERTO RODRIGUEZ

Goes by "CJ"

Born: Whittier, California, July 7, 2000; **Home:** Newport Beach, California

Bats: Right; **Throws:** Right; **Height:** 5-10; **Weight:** 200

Obtained: Selected in the fifth round of the 2021 First-Year Player Draft

Signed out of Vanderbilt University by Anthony Aliosi III...ranked third on his team with a .393 on-base percentage and recorded a team-low in strikeouts (19)...batted .257 with five home runs and 44 RBI in 70 games over two collegiate seasons.

Year	Club	AVG.	G	AB	R	H	2B	3B	HR	RBI	SH	SF	HP	BB	SO	SB	CS	OBP	SLG	E
2021	ACL A's (R)	.000	1	3	0	0	0	0	0	0	0	0	0	0	2	0	0	.000	.000	0
	Stockton (A)	.160	22	81	5	13	2	0	1	4	0	1	0	4	13	0	0	.198	.222	2
2022	Stockton (A)	.266	73	241	32	64	11	0	3	34	0	6	4	44	56	0	1	.380	.349	5
2023	Lansing (A)	.185	76	248	20	46	13	1	2	30	0	6	2	25	61	0	0	.260	.270	2
2024	Lansing (A)	.201	70	229	21	46	6	1	0	18	0	2	3	38	48	0	0	.320	.236	4
Minor League Totals		.211	242	802	78	169	32	2	6	86	0	15	9	111	180	0	1	.308	.278	13

JOSEPH GREGORY RODRIGUEZ (LOYO)

OF

Born: Puerto Cabello, Venezuela, January 4, 2003; **Home:** Puerto Cabello, Venezuela

Bats: Right; **Throws:** Right; **Height:** 6-0; **Weight:** 198

Obtained: Signed as a free agent to a minor league contract on July 2, 2019

Year	Club	AVG.	G	AB	R	H	2B	3B	HR	RBI	SH	SF	HP	BB	SO	SB	CS	OBP	SLG	E
2022	D-ATH	.270	34	100	22	27	6	0	0	13	1	0	1	25	30	6	0	.421	.330	4
2023	ACL A's (R)	.281	39	121	33	34	8	3	1	17	0	1	6	29	47	7	1	.439	.421	5
2024	ACL A's (R)	.274	20	62	17	17	4	2	4	10	0	0	1	14	29	1	1	.416	.597	3
	Stockton (A)	.193	33	109	12	21	6	0	2	9	0	2	1	21	44	4	1	.323	.303	1
Minor League Totals		.253	126	392	84	99	24	5	7	49	1	3	9	89	150	18	3	.400	.393	13

JOSIAH ZION ROMEO

RHP

Born: Milton, Ontario, Canada, January 11, 2006; **Home:** Caledon, Ontario, Canada

Bats: Right; **Throws:** Right; **Height:** 6-3; **Weight:** 205

Obtained: Selected in the sixth round of the 2024 First-Year Player Draft

Signed by Matt Higginson...posted a 2.51 ERA with 16 strikeouts, 12 hits allowed, four earned runs, and just one walk across four appearances (three starts) for the Trenton Thunder of the MLB Draft League.

Year	Club	W	L	ERA	G	GS	CG	SHO	SV	IP	H	R	ER	HR	HB	BB	IBB	SO	WP	BK	
2024	DSL A's (R)																				
		(Did Not Play)																			
Minor League Totals																					

YEHIZON SANCHEZ (HERRERA)

RHP

Born: La Romana, Dominican Republic, November 16, 2000; **Home:** La Romana, Dominican Republic

Bats: Right; **Throws:** Right; **Height:** 6-2; **Weight:** 175

Obtained: Signed as a free agent to a minor league contract, July 2, 2019

Signed by Juan De La Cruz.

Year	Club	W	L	ERA	G	GS	CG	SHO	SV	IP	H	R	ER	HR	HB	BB	IBB	SO	WP	BK
2019	DSL A's (R)	0	0	0.43	7	4	0	0	0	21.0	11	3	1	0	3	7	0	15	3	0
2021	ACL A's (R)	1	4	8.59	8	2	0	0	0	22.0	28	24	21	3	1	14	0	28	3	0
	Stockton (A)	0	0	2.25	1	1	0	0	0	4.0	3	1	1	0	0	4	0	2	1	0
2022	Stockton (A)	2	8	5.75	22	16	0	0	0	92.1	107	71	59	22	7	38	1	77	12	2
2023	ACL A's (R)	2	3	5.56	9	4	0	0	0	34.0	39	29	21	2	5	17	0	29	5	0
	Stockton (A)	1	8	15.53	13	5	0	0	0	26.2	48	47	46	9	5	19	0	26	5	1
	Lansing (A)	0	1	8.10	4	1	0	0	1	13.1	24	12	12	3	0	3	0	12	2	0
2024	Lansing (A)	2	6	6.18	37	0	0	0	1	51.0	63	43	35	3	5	31	4	44	4	1
Minor League Totals		8	30	6.67	101	33	0	0	2	264.1	323	230	196	42	26	133	5	233	35	4

TYRELL JAMES SCHOFIELD-SAM

IF

Goes by "T.J."

Born: Mississauga, Canada, June 20, 2001; **Home:** Brampton, Canada

Bats: Left; **Throws:** Right; **Height:** 6-1; **Weight:** 185

Obtained: Selected in the 12th round of the 2019 First-Year Player Draft

Signed out of North Park Secondary School by Matthew Higginson...was the No. 7-ranked Canadian prospect prior to the 2019 draft according to Baseball America...won the Bronze Medal with Canada's Junior National Team at the 2018 U18 Pan Am baseball championship.

Year	Club	AVG.	G	AB	R	H	2B	3B	HR	RBI	SH	SF	HP	BB	SO	SB	CS	OBP	SLG	E
2019	AZL A's (R)	.203	22	74	10	15	2	0	0	6	0	0	0	11	18	1	0	.306	.230	8
2021	Stockton (A)	.246	105	391	51	96	20	5	9	62	0	7	13	35	105	6	4	.323	.391	7
2022	Stockton (A)	.259	109	409	51	106	23	3	6	55	0	5	18	22	79	8	5	.322	.374	24
2023	Stockton (A)	.273	70	271	33	74	22	3	3	37	0	6	8	21	62	3	3	.337	.410	12
	Lansing (A)	.204	44	157	21	32	7	0	3	18	0	2	6	7	43	0	1	.262	.306	6
2024	ACL A's (R)	.429	7	28	11	12	3	1	0	2	0	0	0	3	3	1	0	.484	.607	1
	Stockton (A)	.280	59	254	30	71	11	2	4	38	0	4	12	7	47	5	1	.325	.386	6
	Lansing (A)	.231	32	108	12	25	6	0	2	10	0	0	7	9	19	0	1	.331	.343	4
Minor League Totals		.255	448	1692	219	431	94	14	27	228	0	24	64	115	376	24	15	.322	.375	68

Born: Santo Domingo, Dominican Republic, August 2, 2000; **Home:** Santo Domingo, Dominican Republic

Bats: Right; **Throws:** Right; **Height:** 6-1; **Weight:** 190

Obtained: Signed to a minor league contract, January 24, 2025

Year	Club	W	L	ERA	G	GS	CG	SHO	SV	IP	H	R	ER	HR	HB	BB	IBB	SO	WP	BK
2019	GCL Marlins	2	3	3.13	10	2	0	0	0	31.2	18	14	11	2	6	33	0	31	6	0
(Minor League Season Cancelled — Did Not Pitch)																				
2021	FCL Marlins	1	1	4.12	9	2	0	0	0	19.2	18	13	9	1	3	8	0	23	3	0
	Jupiter	0	0	31.50	3	0	0	0	0	2.0	4	9	7	0	0	8	0	4	2	0
2022	Jupiter	5	3	4.24	15	13	0	0	0	70.0	58	41	33	4	8	26	0	74	16	2
	Beloit	0	1	4.07	6	6	0	0	0	24.1	22	12	11	0	3	14	0	20	5	0
2023	Jupiter	0	0	1.13	5	0	0	0	1	8.0	4	1	1	0	1	2	0	3	0	0
	Beloit	1	4	6.38	19	9	0	0	0	42.1	38	37	30	5	6	29	0	36	11	1
2024	Beloit	4	1	1.90	36	0	0	0	0	52.0	27	14	11	1	3	26	2	44	9	0
Minor League Totals		13	13	4.07	103	32	0	0	1	250.0	189	141	113	13	30	146	2	235	52	3

NICHOLAS ANDREW SCHWARTZ

Goes by "Nick"

Born: Bethpage, New York, March 7, 2001; **Home:** Massapequa, New York

Bats: Right; **Throws:** Right; **Height:** 5-10; **Weight:** 178

Obtained: Signed as a free agent to a minor league contract on July 17, 2023

Batted .399 with 13 home runs, 71 RBI and a .490 on-base percentages in 57 games with Southern New Hampshire, earning 2nd Team All-America honors from the NCBWA and the A2CCA... hit .398 with 22 home runs, 116 RBI and a .491 on-base percentage in two seasons with the Penmen.

Year	Club	AVG.	G	AB	R	H	2B	3B	HR	RBI	SH	SF	HP	BB	SO	SB	CS	OBP	SLG	E
2023	ACL A's (R)	.588	6	17	5	10	0	0	1	4	0	0	1	3	2	0	0	.667	.765	0
	Las Vegas (AAA)	.167	2	6	1	1	1	0	0	1	1	0	0	1	1	0	0	.286	.333	1
2024	ACL A's (R)	.244	13	41	4	10	1	0	0	3	0	0	0	6	14	0	0	.340	.268	0
2024	Stockton (A)	.207	46	169	28	35	4	0	2	19	0	2	2	28	60	2	0	.323	.266	3
Minor League Totals		.240	67	233	38	56	6	0	3	27	1	2	3	38	77	2	0	.351	.305	4

TZU-CHEN SHA

Born: Taipei, Taiwan, October 15, 2003; **Home:** New Taipei City, Taiwan

Bats: Right; **Throws:** Right; **Height:** 6-2; **Weight:** 171

Obtained: Signed as a non-drafted free agent, February 13, 2023

Year	Club	W	L	ERA	G	GS	CG	SHO	SV	IP	H	R	ER	HR	HB	BB	IBB	SO	WP	BK
2023	ACL A's (R)	2	3	4.01	7	0	0	0	0	24.2	28	12	11	2	0	3	0	38	4	1
	Stockton (A)	0	1	5.00	7	7	0	0	0	27.0	31	17	15	4	3	5	0	15	7	1
2024	Stockton (A)	2	6	6.33	24	12	0	0	0	85.1	104	74	60	20	6	27	0	64	5	3
Minor League Totals		4	10	5.65	38	19	0	0	0	137.0	163	103	86	26	9	35	0	117	16	5

JARED RICHARD SPRAGUE-LOTT

Born: Philadelphia, Pennsylvania, October 10, 2001; **Home:** Philadelphia, Pennsylvania

Bats: Right; **Throws:** Right; **Height:** 6-1; **Weight:** 195

Obtained: Selected in the ninth round of the 2024 First-Year Player Draft

Signed by Steve Abney...hit .290 with a .425 on-base percentage, seven doubles, nine home runs, 36 walks, and 37 strikeouts for the University of Arkansas.

Year	Club	AVG.	G	AB	R	H	2B	3B	HR	RBI	SH	SF	HP	BB	SO	SB	CS	OBP	SLG	E
2024																				
(Did Not Play)																				
Minor League Totals																				

PLAYER DEVELOPMENT

SAMUEL JACK STUHR

RHP

Born: Portland, Oregon, August 8, 2002; **Home:** Portland, Oregon

Bats: Right; **Throws:** Right; **Height:** 6-1; **Weight:** 195

Obtained: Selected in the fifth round of the 2024 First-Year Player Draft

Signed by Jim Coffman...went 3-2 with a 4.61 ERA across 16 starts with 100 strikeouts and 45 walks in 80.0 innings pitched for University of Portland.

Year	Club	W	L	ERA	G	GS	CG	SHO	SV	IP	H	R	ER	HR	HB	BB	IBB	SO	WP	BK	
2024																					(Did Not Play)

Minor League Totals

ANDREW PATRICK SWIFT

IF

Goes by "Drew"

Born: Chandler, Arizona, February 15, 1999; **Home:** Chandler, Arizona

Bats: Right; **Throws:** Right; **Height:** 6-1; **Weight:** 177

Obtained: Selected in the eighth round of the 2021 First-Year Player Draft

Signed by Jeffrey Urlaub out of Arizona State University...led the team with a .365 average in 2020...overall, batted .277 with seven home runs and 89 RBI in 172 games over four collegiate seasons.

Year	Club	AVG.	G	AB	R	H	2B	3B	HR	RBI	SH	SF	HP	BB	SO	SB	CS	OBP	SLG	E	
2021	ACL A's (R)	.000	2	4	2	0	0	0	0	0	0	0	1	1	2	0	0	.333	.000	0	
	Lansing (A)	.174	32	92	18	16	5	0	1	5	2	1	2	21	34	12	1	.336	.261	1	
2022	Lansing (A)	.253	59	221	38	56	8	1	1	16	0	1	4	30	61	21	2	.352	.312	4	
2023	ACL A's (R)	.200	5	15	3	3	2	0	0	4	0	0	2	7	3	2	0	.500	.333	0	
	Lansing (A)	.217	6	23	3	5	2	0	0	4	0	0	0	4	9	2	1	.333	.304	0	
	Midland (AA)	.253	64	261	37	66	10	4	0	29	4	0	1	26	73	5	2	.323	.322	1	
2024																					(Did Not Play)

Minor League Totals .237 168 616 101 146 27 5 2 58 6 2 10 89 182 42 6 .342 .307 6

THOMAS PHILLIP TAKAYOSHI

C

Goes by "Tommy"

Born: Seattle, Washington, March 20, 2001; **Home:** Spanaway, Washington

Bats: Switch; **Throws:** Right; **Height:** 6-1; **Weight:** 195

Obtained: Signed as a free agent to a minor league contract on July 24, 2024

Year	Club	AVG.	G	AB	R	H	2B	3B	HR	RBI	SH	SF	HP	BB	SO	SB	CS	OBP	SLG	E	
2024																					(Did Not Play)

Minor League Totals

SHOHEI TOMIOKA

RHP

Born: Kurobe, Japan, February 29, 1996; **Home:** Kurobe, Japan

Bats: Right; **Throws:** Right; **Height:** 6-0; **Weight:** 190

Obtained: Signed as a free agent to a minor league contract on January 29, 2020

Year	Club	W	L	ERA	G	GS	CG	SHO	SV	IP	H	R	ER	HR	HB	BB	IBB	SO	WP	BK
2021	Lansing (A)	6	7	4.65	25	9	0	0	0	71.2	71	47	37	6	9	25	0	78	8	2
2022	Lansing (A)	0	4	7.32	21	2	0	0	2	35.2	49	32	29	6	6	19	0	29	4	0
2023	Midland (AA)	2	0	3.02	29	0	0	0	2	44.2	44	19	15	2	1	26	0	53	7	1
	Las Vegas (AAA)	0	1	7.59	8	0	0	0	0	10.2	12	10	9	0	0	9	0	8	1	0
2024	Midland (AA)	2	4	4.14	39	0	0	0	1	50.0	38	27	23	2	3	26	2	47	4	2

Minor League Totals 10 16 4.78 122 11 0 0 5 212.2 214 135 113 16 19 105 2 215 24 5

CAEDEN DIESEN TRENKLE

OF

Born: Hillsboro, Texas, June 29, 2001; **Home:** Hillsboro, Texas

Bats: Left; **Throws:** Left; **Height:** 5-9; **Weight:** 175

Obtained: Selected in the ninth round of the 2022 First-Year Player Draft

Signed out of Oklahoma State University by A's scout Fletcher Byrd...was an All-Big 12 honorable mention in 2021 after starting 50 games...posted a career .292/.405/.478 slashline for the Cowboys with 14 home runs and 91 RBI.

Year	Club	AVG.	G	AB	R	H	2B	3B	HR	RBI	SH	SF	HP	BB	SO	SB	CS	OBP	SLG	E
2022	ACL A's (R)	.333	2	6	1	2	0	0	0	1	0	0	0	0	3	0	0	.333	.333	0
	Stockton (A)	.304	27	115	20	35	3	3	1	15	1	2	1	11	31	5	3	.364	.409	0
2023	ACL A's (R)	.182	5	11	5	2	0	0	0	2	0	1	4	3	4	2	1	.474	.182	0
	Lansing (A)	.292	32	113	24	33	4	1	6	21	0	3	3	14	31	6	2	.376	.504	0
	Midland (AA)	.247	45	166	29	41	6	1	2	15	0	1	3	13	53	2	0	.311	.331	0
2024	Midland (AA)	.195	74	236	29	46	11	1	4	23	1	3	0	25	82	3	0	.269	.301	2
Minor League Totals		.246	185	647	108	159	24	6	13	77	2	10	11	66	204	18	6	.322	.362	2

DONNY EDUARDO TROCONIS (HERRERA)

RHP

Born: Rio Tucani, Venezuela, October 12, 2005; **Home:** Zulia, Venezuela

Bats: Right; **Throws:** Right; **Height:** 6-4; **Weight:** 180

Obtained: Signed as a free agent to a minor league contract on January 15, 2023

Year	Club	W	L	ERA	G	GS	CG	SHO	SV	IP	H	R	ER	HR	HB	BB	IBB	SO	WP	BK
2023	DSL A's (R)	2	4	4.09	12	8	0	0	0	44.0	42	29	20	6	3	15	1	44	3	3
2024	ACL A's (R)	1	4	6.80	12	8	0	0	0	42.1	57	48	32	5	5	19	0	45	10	3
Minor League Totals		3	8	5.42	24	16	0	0	0	86.1	99	77	52	11	8	34	1	89	13	6

YUNIOR TUR (POZO)

RHP

Born: La Habana, Cuba, August 9, 1999; **Home:** Santiago de Cuba, Cuba

Bats: Right; **Throws:** Right; **Height:** 6-6; **Weight:** 193

Obtained: Signed as a free agent to a minor league contract on May 8, 2023

Year	Club	W	L	ERA	G	GS	CG	SHO	SV	IP	H	R	ER	HR	HB	BB	IBB	SO	WP	BK
2023	ACL A's (R)	0	0	1.59	2	1	0	0	0	5.2	5	5	1	0	0	3	0	6	2	0
	Stockton (A)	2	2	6.82	19	0	0	0	0	31.2	39	28	24	5	2	21	0	47	4	0
2024	Stockton (A)	2	6	4.88	27	10	0	0	1	90.1	95	54	49	10	8	35	0	92	5	4
Minor League Totals		4	8	5.22	48	11	0	0	1	127.2	139	87	74	15	10	59	0	145	11	4

SAHID VALENZUELA (CASTILLO)

INF

Born: Yuma, Arizona, September 16, 1997; **Home:** Yuma, Arizona

Bats: Switch; **Throws:** Right; **Height:** 5-8; **Weight:** 165

Obtained: Selected in the 13th round of the 2019 First-Year Player Draft

Year	Club	AVG.	G	AB	R	H	2B	3B	HR	RBI	SH	SF	HP	BB	SO	SB	CS	OBP	SLG	E
2021	Stockton (A)	.216	60	199	32	43	9	2	1	16	1	0	8	23	51	4	0	.322	.296	8
2022	Lansing (A)	.197	49	152	16	30	6	0	0	11	2	0	2	11	39	1	2	.261	.237	9
	Midland (AA)	.211	25	90	14	19	4	0	4	11	0	0	0	5	17	0	1	.253	.389	1
2023	Lansing (A)	.262	30	103	12	27	3	0	0	6	0	1	2	3	23	0	1	.294	.291	1
	Midland (AA)	.275	52	178	18	49	8	1	1	28	3	3	1	14	29	3	1	.327	.348	4
2024	ACL A's (R)	.143	2	7	1	1	0	0	0	0	0	0	0	2	0	0	0	.143	.143	0
	Lansing (A)	.173	30	104	12	18	0	1	0	7	1	0	0	10	23	2	0	.246	.192	3
	Midland (AA)	.183	35	109	9	20	3	0	0	5	1	1	0	7	22	1	1	.231	.211	3
Minor League Totals		.220	283	942	114	207	33	4	6	84	8	5	13	73	206	11	6	.284	.282	29

PLAYER DEVELOPMENT

NORGE CARLOS VERA (ALDANA)
RHP
Born: Santiago de Cuba, Cuba, June 1, 2000; **Home:** Santo Domingo, Dominican Republic

Bats: Right; **Throws:** Right; **Height:** 6-4; **Weight:** 185

Obtained: Signed as a free agent to a minor league contract on June 12, 2024

Year	Club	W	L	ERA	G	GS	CG	SHO	SV	IP	H	R	ER	HR	HB	BB	IBB	SO	WP	BK
2021	DSL White Sox (R)	1	0	0.00	8	7	0	0	0	19.0	9	2	0	0	0	5	0	34	3	0
2022	Kannapolis (A)	0	2	1.88	8	8	0	0	0	24.0	12	5	5	1	0	15	0	35	5	1
	Winston-Salem (A+)	0	1	8.10	2	2	0	0	0	3.1	2	3	3	0	0	4	0	5	0	0
	Birmingham (AA)	0	0	5.63	3	3	0	0	0	8.0	5	5	5	0	0	12	0	12	3	0
2023	ACL White Sox (R)	0	1	0.00	4	4	0	0	0	5.2	3	2	0	0	1	4	0	5	0	0
	Winston-Salem (A+)	0	3	10.61	6	6	0	0	0	9.1	10	13	11	1	0	17	0	10	1	0
2024	ACL White Sox (R)	0	0	0.00	1	1	0	0	0	1.0	0	0	0	0	0	1	0	2	0	0
	ACL A's (R)	0	0	0.00	3	2	0	0	0	3.1	1	0	0	0	0	2	0	2	0	0
	Stockton (A)	1	2	6.89	9	4	0	0	0	15.2	13	12	12	1	4	18	0	24	5	0
Minor League Totals		2	9	3.63	44	37	0	0	0	89.1	55	42	36	3	5	78	0	129	17	1

JAKE MATTHEW WALKINSHAW
RHP
Born: Seymour, Connecticut, July 7, 1996; **Home:** Seymour, Connecticut

Bats: Right; **Throws:** Right; **Height:** 6-3; **Weight:** 200

Obtained: Selected in the 36th round of the 2019 First-Year Player Draft

Signed out of Southern New Hampshire University by Ronald Vaughn...earned First-Team D2CCA East All-Region and First-Team Northeast-10 All-Conference honors in 2019.

Year	Club	W	L	ERA	G	GS	CG	SHO	SV	IP	H	R	ER	HR	HB	BB	IBB	SO	WP	BK
2019	AZL A's (R)	2	0	3.28	18	0	0	0	1	24.2	26	11	9	1	1	4	0	29	6	0
2021	Stockton (A)	5	4	4.85	16	14	0	0	0	72.1	82	43	39	6	3	25	0	63	11	1
2022	ACL A's (R)	0	0	1.93	2	2	0	0	0	4.2	5	1	1	0	0	1	0	4	2	0
	Lansing (A)	3	1	3.83	9	8	0	0	0	40.0	37	18	17	5	1	11	1	43	3	0
	Las Vegas (AAA)	1	0	3.44	6	0	0	0	1	18.1	21	9	7	3	0	4	0	11	0	0
2023	Midland (AA)	1	3	5.94	8	6	0	0	0	33.1	37	26	22	7	0	13	0	23	0	0
2024	ACL A's (R)	0	1	5.91	6	6	0	0	0	10.2	13	7	7	0	1	3	0	8	2	0
	Midland (AA)	1	1	2.15	8	7	0	0	0	29.1	22	7	7	2	1	9	0	23	1	0
Minor League Totals		13	10	4.20	73	43	0	0	2	233.1	243	122	109	24	7	70	1	204	25	1

JOHN EDWARD WEISENBURGER III
RHP

Goes by "Jack"

Born: Winston-Salem, North Carolina, October 8, 1997; **Home:** Belmont, Michigan

Bats: Right; **Throws:** Right; **Height:** 6-3; **Weight:** 226

Obtained: Selected in the 20th round of the 2019 First Year Player Draft

Signed out of the University of Michigan by Richard Sparks.

Year	Club	W	L	ERA	G	GS	CG	SHO	SV	IP	H	R	ER	HR	HB	BB	IBB	SO	WP	BK
2019	AZL A's (R)	0	1	3.00	11	1	0	0	4	15.0	7	6	5	0	1	10	0	28	7	0
2021	Lansing (A)	0	1	1.76	13	0	0	0	4	15.1	9	3	3	0	2	4	0	26	1	2
	Midland (AA)	4	0	4.58	28	0	0	0	1	37.1	37	20	19	5	1	32	1	48	9	0
2022	Midland (AA)	1	0	4.82	8	0	0	0	3	9.1	6	5	5	2	0	3	0	11	1	0
2023	ACL A's (R)	0	0	2.25	3	2	0	0	0	4.0	5	2	1	0	0	0	0	3	1	0
	Midland (AA)	0	2	3.78	13	1	0	0	1	16.2	11	7	7	1	0	11	0	18	2	0
2024	Midland (AA)	0	0	1.35	8	0	0	0	0	6.2	4	1	1	0	1	9	0	10	0	1
Minor League Totals		5	4	3.54	84	4	0	0	13	104.1	79	44	41	8	5	69	1	144	21	3

Goes by: "Tommy"

Born: St. Petersburg, Florida, March 2, 2003; **Home:** St. Pete Beach, Florida

Bats: Right; **Throws:** Right; **Height:** 6-1; **Weight:** 228

Obtained: Selected in the second round of the 2024 First-Year Player Draft

Signed by Kelcey Mucker...hit .330 with 12 doubles, 24 home runs, and 70 RBI to go along with a 1.039 OPS in 66 games played for Louisiana State University...is ranked the organization's No. 4 prospect according to MLB Pipeline.

Year	Club	AVG.	G	AB	R	H	2B	3B	HR	RBI	SH	SF	HP	BB	SO	SB	CS	OBP	SLG	E
2024	Stockton (A)	.224	25	107	15	24	2	0	2	14	0	0	3	9	21	0	0	.303	.299	1
Minor League Totals		.224	25	107	15	24	2	0	2	14	0	0	3	9	21	0	0	.303	.299	1

CASEY NOBUTORI YAMAUCHI

Born: Hilo, Hawaii, November 9, 2000; **Home:** Hilo, Hawaii

Bats: Right; **Throws:** Right; **Height:** 5-7; **Weight:** 155

Obtained: Signed as a free agent to a minor league deal on July 17, 2023

Hit .404 with six home runs, 29 RBI, 23 stolen bases and a .500 on-base percentage for Hawaii Hilo...had a .367 average, six home runs, 94 RBI, 74 stolen bases and a .426 on-base percentage in 167 games over five seasons with the Vulcans and is the schools career leader in runs (147), hits (240) and doubles (49) and stolen bases.

Year	Club	AVG.	G	AB	R	H	2B	3B	HR	RBI	SH	SF	HP	BB	SO	SB	CS	OBP	SLG	E
2023	ACL A's (R)	.400	3	5	3	2	0	0	0	0	0	0	0	3	0	0	0	.625	.400	0
	Lansing (A)	.667	3	9	0	6	1	0	0	1	0	0	1	2	1	3	0	.750	.778	0
	Midland (AA)	.194	11	31	7	6	1	0	0	4	0	0	2	2	5	1	1	.286	.226	1
2024	Stockton (A)	.316	35	114	18	36	6	2	0	12	1	2	5	10	13	7	3	.389	.404	10
	Lansing (A)	.236	52	178	24	42	4	0	0	13	1	0	7	11	14	13	2	.306	.258	5
Minor League Totals		.273	104	337	52	92	12	2	0	30	2	2	15	28	33	24	6	.353	.320	16

2024 DRAFT PICKS

Rd	Name	Pos	Year	School	Hometown	B/T	Ht	Wt
1	Nick Kurtz	1B	JR	Wake Forest Univ.	Lancaster, PA	L/L	6-5	240
2	Tommy White	3B	JR	Louisiana State Univ.	St. Pete Beach, FL	R/R	6-1	228
CB-B	Gage Jump	LHP	SO	Louisiana State Univ.	Aliso, CA	L/L	6-0	197
3	Josh Kuroda-Grauer	SS	JR	Rutgers	Somerset, N.J.	R/R	6-0	190
4	Rodney Green	OF	JR	UC Berkeley	Richmond, CA	L/L	6-3	190
5	Sam Stuhr	RHP	JR	Univ. of Portland	Portland, OR	R/R	6-1	195
6	Josiah Romeo	RHP	HS	Mayfield SS (HS)	Caledon, ON, CAN	R/R	6-3	195
7	Dylan Fien	C	HS	Great Oak HS (CA)	Temecula, CA	S/R	6-3	200
8	Davis Diaz	C	JR	Vanderbilt	Pittsburg, CA	R/R	5-11	188
9	Jared Sprague-Lott	3B	SR	Arkansas	Philadelphia, PA	R/R	6-0	195
10	Cameron Leary	OF	SR	Boston College	Bethpage, NY	L/L	6-1	205
11	Kye Robinson	RHP	JR	Texas Tech	Vienna, VA	R/R	6-6	210
12	Ali Camarillo	SS	JR	Texas A&M	Chula Vista, CA	R/R	6-1	180
13	Riley Huge	LHP	SR	Winthrop	Davenport, FL	L/L	6-3	240
14	Ryan Magdic	LHP	GR	Missouri	Beamsville, ON, CAN	L/L	6-5	240
15	Blake Hammond	RHP	JR	Santa Clara	Lafayette, CO	R/R	6-3	195
16	Connor Spencer	RHP	SR	Mississippi	Hermando, MS	R/R	6-2	220
17	Aidan Layton	RHP	SR	Seton Hill	Johnstown, PA	R/R	6-2	195
18	Tucker Novotny	LHP	JR	Minnesota	Cottage Grove, MN	R/L	6-5	235
19	Gunner Gouldsmith	SS	SR	Sacramento State	Reno, NV	S/R	5-8	170
20	Dylan Volantis	LHP	HS	Westlake HS (CA)	Thousand Oaks, CA	L/L	6-6	200

Bold indicates players signed

A'S FIRST ROUND DRAFT PICKS

1965 Rick Monday, OF	1988 Stan Royer, 3B	2004 Landon Powell, C (12)
1966 Reggie Jackson, OF	1989 None (3)	Richie Robnett, OF
1967 Brian Bickerton, LHP	1990 Todd Van Poppel, RHP (4)	2005 Cliff Pennington, SS
1968 Pete Broberg, RHP*	Don Peters, RHP	2006 None (13)
1969 Dan Stanhouse, RHP/SS	1991 Brent Gates, SS	2007 James Simmons, RHP
1970 Dan Ford, OF	1992 Benji Grigsby, RHP	2008 Jemile Weeks, 2B
1971 William Daniels, RHP	1993 John Wasdin, RHP	2009 Grant Green, SS
1972 Chet Lemon, SS	1994 Ben Grieve, OF	2010 Michael Choice, OF
1973 Randy Scarbery, RHP	1995 Ariel Prieto, RHP	2011 Sonny Gray, RHP
1974 Jerry Johnson, C*	1996 Eric Chavez, SS	2012 Addison Russell, SS
1975 Bruce Robinson, C	1997 Chris Enochs, RHP	2013 Billy McKinney, OF
1976 Mike Sullivan, RHP*	Eric DuBose, LHP (5)	2014 Matt Chapman, 3B
1977 Craig Harris, RHP	1998 Mark Mulder, LHP	2015 Richie Martin, SS
1978 Mike Morgan, RHP	1999 Barry Zito, LHP	2016 A.J. Puk, LHP
Tim Conroy, LHP (1)	2000 None (6)	2017 Austin Beck, CF
1979 Juan Bustabad, INF*	2001 Bobby Crosby, SS	2018 Kyle Murray, CF
1980 Mike King, LHP	Jeremy Bonderman, RHP (7)	2019 Logan Davidson, SS
1981 Tim Pyznarski, 3B	2002 Nick Swisher, OF (8)	2020 Tyler Soderstrom, C
1982 None (2)	Joe Blanton, RHP (9)	2021 Max Muncy, SS
1983 Stan Hilton, RHP	John McCurdy, SS	2022 Daniel Susac, C
1984 Mark McGwire, 1B	Ben Fritz, RHP (10)	2023 Jacob Wilson, SS
1985 Walt Weiss, SS	2003 Brad Sullivan, RHP	2024 Nick Kurtz, 1B
1986 Scott Hemond, C	Brian Snyder, 3B (11)	
1987 Lee Tinsley, OF		

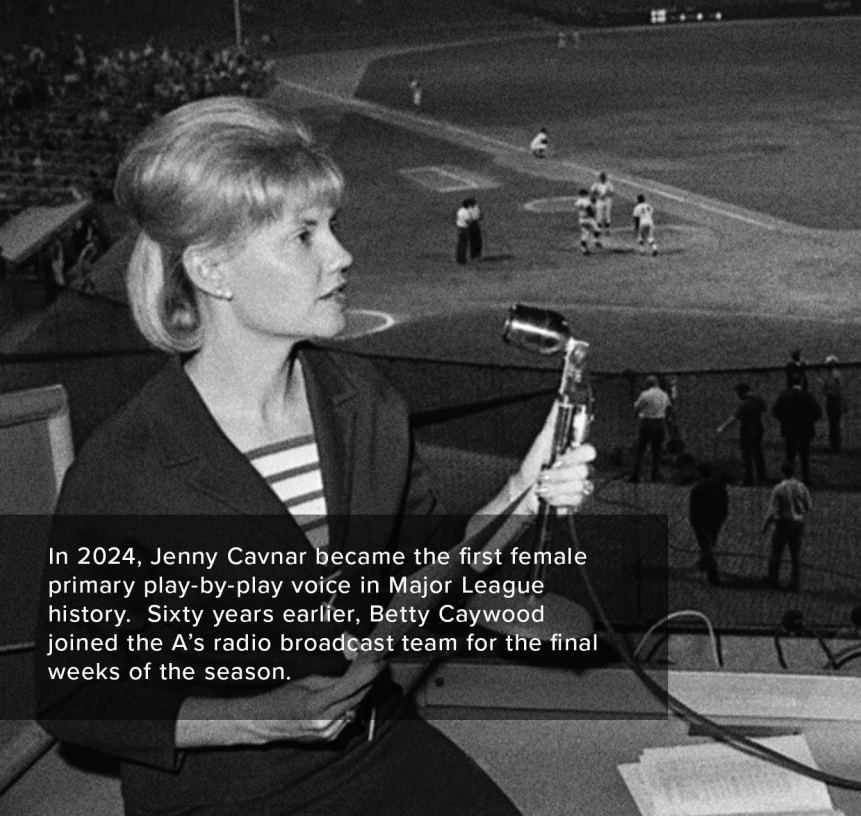
* Did not sign with A's

- (1) Compensation for the loss of free agent Mike Jorgensen
- (2) Choice to Boston as compensation for Joe Rudi
- (3) Choice to Seattle as compensation for Mike Moore
- (4) Compensation for the loss of free agent Dave Parker
- (5) Compensation for the loss of free agent Mike Bordick
- (6) Choice to Anaheim as compensation for Mike Magnante
- (7) Compensation for the loss of free agent Kevin Appier
- (8) Compensation for the loss of free agent Johnny Damon

- (9) Compensation for the loss of free agent Jason Giambi
- (10) Compensation for the loss of free agent Jason Istringhausen
- (11) Compensation for the loss of free agent Ray Durham
- (12) Compensation for the loss of free agent Keith Foulke
- (13) Choice to Washington as compensation for Esteban Loaiza



MISCELLANEOUS



In 2024, Jenny Cavnar became the first female primary play-by-play voice in Major League history. Sixty years earlier, Betty Caywood joined the A's radio broadcast team for the final weeks of the season.



A'S NEW BALLPARK IN LAS VEGAS



March 5, 2024 artist rendering of the A's new ballpark in Las Vegas.

On March 5, 2024, the Athletics, Bjarke Ingles Group (BIG) and HNTB unveiled the design for the A's new ballpark project in Las Vegas on the Tropicana site. Shaped by its location on the Las Vegas Strip, the 33,000-person capacity ballpark provides an outdoor feel with views of the city's skyline. The tiered seating is designed to bring fans closer to the action, offering seats amongst the closest to the field in all of MLB. The ballpark will feature a wide range of unique seating products, designed to provide a variety of experiences for fans, from premium suites to more casual, interactive seating options. Fully walkable from the Strip, the ballpark offers easy access for fans and enhances the connection to the excitement of the city.

The roof's five overlapping layers, whose design is inspired by traditional baseball pennants, open to the north to allow for natural light and views up the Strip, while also limiting direct sunlight and heat from the south. The ballpark will be fully climate-controlled to ensure a comfortable experience for fans year-round. The outfield is highlighted by a cable-net glass window that faces the corner of Tropicana and Las Vegas Boulevards.

BIG is serving as lead designer, and HNTB is serving as the sports/hospitality designer and architect of record. CAA ICON is serving as the Owner's Representative, and Mortenson McCarthy has been selected as the General Contractor.

A's in Las Vegas Timeline

May 11, 2021	MLB instructs A's to explore an additional market	October 9, 2024	Tropicana Resort is demolished in preparation for construction of A's ballpark
May 13, 2023	A's reach agreement with Bally's / GLPI to build ballpark on Tropicana site	October 14, 2024	A's submit preliminary entitlements to Clark County
Nov. 16, 2023	MLB owners unanimously approve the proposed relocation of the A's to Las Vegas	Dec. 5, 2024	Las Vegas Stadium Authority approves A's Lease, Non-relocation, and Development Agreement, and the A's confirmed their financing plan
March 21, 2024	Las Vegas Stadium Authority approves A's Community Benefit Agreement	Jan. 28, 2025	A's formally submit their entitlement application to Clark County
April 4, 2024	A's announce they will play in Sacramento in the interim years prior to Las Vegas		
Summer 2024	Tropicana site plan is finalized		

SUTTER HEALTH PARK



On April 4, 2024, the Athletics and the Sacramento Kings, majority owner of the Sacramento River Cats, announced that Sutter Health Park will host the A's for the 2025-27 seasons, ahead of the team's move to Las Vegas in 2028.

The ballpark underwent significant renovations ahead of the A's inaugural season, including the construction of the A's new home clubhouse. The two-story facility, located beyond the left field wall, features all the amenities of a typical Major League clubhouse, including a dressing room, training facility, full gym, manager and coaches' offices, kitchen, dining room, and dual batting cages. Renovations were made to the dugouts, and new bullpens were constructed, in addition to improvements to the grass playing surface. A new scoreboard, lights, batter's eye, and LED boards were also added, along with several renovated Club spaces and broadcasting locations.

Construction originally began on Oct. 28, 1999, at a cost of \$46.5 million and the ballpark opened on May 15, 2000, when the Sacramento River Cats hosted the Edmonton Trappers at what was then known as Raleys Field.

The state-of-the-art ballpark in West Sacramento was built to house the River Cats and numerous concerts and events as the premier entertainment venue in the Sacramento region. Originally the ballpark was built with a capacity of 14,611, but in 2005 the capacity changed to 14,414 with the addition of the party deck, and in 2010 it was modified to 14,014 following the opening of the new 4Tops area behind home plate. The stadium was renamed Sutter Health Park before the start of the 2020 season. Capacity for A's games in 2025 will be 13,416.

SUTTER HEALTH PARK QUICK FACTS

Location: 400 Ballpark Drive, West Sacramento, CA 95691
Surface: Natural Grass
Rows in seating bowl: 30
Permanent concession stands: 8
Percent of concession stands with a view of the field: 100
Square feet of sod on field: 102,000
First Game: Sacramento River Cats vs. Edmonton Trappers, May 15, 2000

BALLPARK COMPARISONS

	Sutter Health	Coliseum
Seating Capacity	13,416	46,847
LF Line	330 feet	330 feet
Straight Away LF	—	367 feet
LC Field	380 feet	362 feet
LC Power Alley	—	388 feet
Straight Away CF	403 feet	400 feet
RC Power Alley	—	388 feet
RC Field	380 feet	362 feet
Straight Away RF	—	367 feet
RF Line	330 feet	330 feet
Height of Wall	—	8 feet and 15 feet
Elevation	6 ft. above river	22 ft. below sea level

The distance from Row 1 at Sutter Health Park to home plate is 58 feet. The distance from 1B and 3B at the Coliseum to the dugouts was 75 feet. It was 100 feet to the bullpen mounds.

ATHLETICS PREVIOUS HOME BALLPARKS

Oakland/Alameda County Coliseum (1968-2024)

7000 Coliseum Way, Oakland, CA

The Oakland/Alameda County Coliseum served as the A's home for all 57 seasons in Oakland. The first crowd filled the Coliseum on Sept. 8, 1966, when the AFL's Oakland Raiders played the Kansas City Chiefs. The adjacent arena celebrated its grand opening on Nov. 9, 1966, when the Oakland Seals met the San Diego Gulls in hockey. The first A's game came on April 17, 1968, a 4-1 loss to the Baltimore Orioles. Two of the A's four World Championships in Oakland were clinched on the Coliseum's turf and the ballpark hosted the 1987 All-Star Game. The Coliseum underwent a one-year, \$120 million renovation project following the 1995 season that added 22,000 new seats, 90 luxury suites, two private clubs and two state-of-the-art scoreboards. As part of the team's new 10-year lease arrangement prior to the 2015 season, an additional \$10 million in improvements was added.



Municipal Stadium (1955-67)

22nd Street and Brooklyn Avenue, Kansas City, MO

Municipal Stadium was home for the A's for all 13 of their seasons in Kansas City. The stadium originally opened in 1923 as Muehlebach Field, named after the owner of the original tenant, the minor league Kansas City Blues. It also served as home for the Negro league Kansas City Monarchs. The stadium was almost completely rebuilt prior to the A's arrival in 1955 and also served as home for the Kansas City Chiefs football team (1963-71), Kansas City Spurs soccer team (1968-69) and, following the A's move to Oakland, the Kansas City Royals (1969-72). The A's first game was a 6-2 win over Detroit on April 12, 1955 with Philadelphia A's legends Connie Mack and Jimmie Foxx in attendance. The final home run in the ballpark was hit by the Oakland A's Gene Tenace against the Kansas City Royals on Sept. 30, 1972.



Shibe Park/Connie Mack Stadium (1909-54)

Lehigh Avenue and 21st Street, Philadelphia, PA

In 1908, A's owner Benjamin Shibe began construction on a new ballpark for the Philadelphia A's. Originally named Shibe Park after the A's owner, the park would later be renamed Connie Mack Stadium prior the 1953 season after the A's long-time manager and co-owner. The A's played their first game in Shibe Park on April 12, 1909, an 8-1 win over Boston in front of 30,162 fans. The franchise clinched three of its five World Series Championships at Shibe Park: 1911, 29 and 30. The Phillies moved into the park in the middle of the 1938 season and lights were installed a year later. The A's played the first night game in American League history on May 16, 1939, an 8-3 loss to Cleveland. Arnold Johnson bought the A's after the 1954 season and moved the club to Kansas City in 1955. The Phillies



called Connie Mack Stadium home through the 1970 season. A fire a year later damaged the park and it was later demolished, with the famous corner tower and its domed cupola the last to go on July 13, 1976.

Columbia Park (1901-08)

29th and Columbia Street, Philadelphia, PA

Columbia Park was the first home of the Philadelphia Athletics, built by the club in 1901 when the A's were one of the eight original franchises in the American League. The park originally had a capacity of 9,500, which was later increased to 13,600 with the addition of bleacher seating in the outfield. The first game was an exhibition game on April 8, 1901 and the official opening came on April 26, 1901 when the A's lost to the Washington Senators 5-1 in front of a crowd of 10,524. The final game came on Oct. 3, 1908 when the A's lost to Boston 5-0 in the second game of a doubleheader. The park was also home for the Philadelphia Phillies for two months in 1903, the Philadelphia Athletics football club and the Philadelphia Giants Negro League team. It was demolished after the A's moved to Shibe Park for new homes.



CASHMAN FIELD

The A's began the 1996 season at Cashman Field in Las Vegas as the Coliseum was not ready following offseason renovations for the return of the Raiders. Oakland played six games in Las Vegas, dropping two games to Toronto and splitting a four-game series with Detroit.

The first game was on April 1, a 9-6 loss to the Blue Jays in front of a crowd of 7,294. Las Vegas Mayor Jan Jones threw out the ceremonial first pitch. Carlos Reyes started for the A's against Erik Hanson. Reyes took the loss and allowed the first run on a one-out solo home run to Domingo Cedeño in the first inning. The A's first hit came on a two-run home run by Terry Steinbach in the bottom of the second off Erik Hanson.

The final game was on April 7, a 7-6 A's win over the Tigers with 9,723 in attendance. The A's won the game on a one-out two-run walk-off home run by Geronimo Berroa in the bottom of the ninth. Jim Corsi picked up the win in relief. Ariel Prieto started for the A's against Detroit's Clint Sodowsky.

TOKYO DOME

Major League Baseball has opened the season in the Tokyo Dome in Japan five seasons (2000, 04, 08, 12, 19) for a total of 10 games. The A's have played in six of those games, all as the home team. Oakland played Boston in 2008 and Seattle in both 2012 and 2019.

The first Major League game in the Tokyo Dome was on March 29, 2000, a 5-3 Cubs win over the Mets. The A's played their first game on March 25, 2008 against Boston, a 6-5 loss in 11 innings. Joe Blanton started for Oakland and Daisuke Matsuzaka took the mound for Boston in front of a crowd of 44,628. Mark Ellis had the A's first hit, a one-out home run in the bottom of the first. Rich Harden got the A's first win the next night against the Red Sox, a 5-1 victory.

The last Major League game in the Tokyo Dome was on March 21, 2019, a 5-4 A's loss to the Mariners in 12 innings. Marco Estrada (OAK) and Yusei Kikuchi (SEA) were the starters, but Ryan Buchter took the loss when Fernando Rodney yielded a RBI ground out to Domingo Santana, allowing an inherited runner to score. The A's last home run was hit by Matt Chapman in the seventh inning a day earlier.

ATHLETICS YEAR-BY-YEAR ATTENDANCE

Year	Home Attendance	Year	Home Attendance	Year	Home Attendance	Year	Home Attendance
1901	206,329	1918	177,926	1935	233,173	1952	627,100
1902	442,473	1919	225,209	1936	285,173	1953	362,113
1903	420,078	1920	287,888	1937	430,738	1954	304,666
1904	512,294	1921	344,430	1938	385,357	1955	1,393,054
1905	554,576	1922	425,356	1939	395,022	1956	1,015,154
1906	489,129	1923	534,122	1940	432,145	1957	901,067
1907	625,581	1924	531,992	1941	528,894	1958	925,090
1908	455,062	1925	869,703	1942	423,387	1959	963,683
1909	674,915	1926	714,508	1943	376,735	1960	774,994
1910	588,095	1927	605,529	1944	505,322	1961	683,817
1911	605,749	1928	689,756	1945	462,631	1962	635,675
1912	517,653	1929	839,176	1946	621,793	1963	762,364
1913	571,896	1930	721,663	1947	911,566	1964	642,478
1914	346,641	1931	627,464	1948	945,076	1965	528,344
1915	146,223	1932	405,500	1949	816,514	1966	773,829
1916	184,471	1933	297,138	1950	309,805	1967	726,639
1917	221,432	1934	305,847	1951	465,469		

Year	Home Dates	Total Home Attendance	Home Average	Single Game High-Home	Road Dates	Total Road Attendance	Road Average
1968	78	837,466	10,737	47,233, Apr. 17 vs. Baltimore	68	960,210	14,121
1969	72	778,232	10,809	35,243, May 10 vs. New York	71	992,124	13,974
1970	77	778,355	10,109	48,758, June 6 vs. Detroit	73	971,568	13,309
1971	73	914,993	12,534	42,970, May 22 vs. Minnesota	70	1,222,741	17,468
1972	70	921,323	13,162	47,741, June 12 vs. Baltimore	71	1,115,553	15,712
1973	79	1,000,763	12,668	47,570, Sept. 10 vs. Kansas City	75	1,382,250	18,430
1974	76	845,693	11,128	47,570, July 8 vs. Cleveland	77	1,526,630	19,826
1975	77	1,075,518	13,968	46,378, Aug. 11 vs. Boston	72	1,436,383	19,950
1976	79	780,593	9,881	42,592, July 24 vs. Kansas City	74	1,392,109	18,812
1977	72	495,412	6,881	32,346, May 16 vs. New York	75	1,195,138	15,935
1978	72	526,999	7,319	36,463, June 5 vs. Boston	76	1,381,142	18,173
1979	77	306,763	3,984	19,538, July 6 vs. New York	80	1,393,196	17,415
1980	75	842,259	11,230	49,300, Aug. 25 vs. New York	78	1,572,926	20,166
1981	51	1,311,761	25,721	48,592, May 3 vs. New York	51	1,105,337	21,673
1982	78	1,735,489	22,250	48,348, Apr. 6 vs. California	78	1,709,054	21,911
1983	77	1,294,941	16,817	45,413, July 4 vs. Texas	76	1,557,202	20,490
1984	79	1,353,281	17,130	46,238, May 28 vs. Detroit	79	1,565,597	19,818
1985	77	1,334,599	17,332	46,770, July 4 vs. Toronto	80	1,666,480	20,831
1986	79	1,314,646	16,641	44,726, Apr. 8 vs. Minnesota	78	1,614,837	20,703
1987	80	1,678,921	20,987	46,120, Apr. 10 vs. California	81	1,930,731	23,836
1988	79	2,287,335	28,954	45,333, Apr. 4 vs. Seattle	80	2,251,515	28,144
1989	81	2,667,225	32,929	46,163, Apr. 3 vs. Seattle	80	2,283,228	28,540
1990	80	2,900,217	36,253	45,207, Apr. 9 vs. Minnesota	79	2,597,920	32,885
1991	81	2,713,493	33,500	44,595, June 9 vs. Boston	80	2,636,157	32,952
1992	81	2,494,160	30,792	44,078, Apr. 6 vs. Kansas City	81	2,438,292	30,102
1993	79	2,035,025	25,760	43,627, July 4 vs. New York	79	2,326,919	29,455
1994	56	1,242,692	22,191	44,501, Aug. 7 vs. Texas	58	1,799,360	31,023
1995	71	1,174,310	16,540	42,596, July 3 vs. Milwaukee	71	1,753,085	24,691
1996	80	1,148,380	14,355	36,129, July 5 vs. California	79	2,091,338	26,473
1997	79	1,264,218	16,003	50,792, Sept. 1 vs. San Francisco	80	2,362,054	29,526
1998	79	1,232,339	15,599	48,241, Aug. 1 vs. Cleveland	81	2,331,755	28,787
1999	81	1,434,610	17,711	51,263, July 17 vs. San Francisco	80	2,238,111	27,976
2000	81	1,728,886	21,344	54,268, July 8 vs. Arizona	80	2,466,594	30,832
2001	81	2,133,277	26,337	51,838, July 3 vs. Anaheim	80	2,266,814	28,335
2002	81	2,169,811	26,788	55,528, Sept. 4 vs. Kansas City	81	2,416,196	29,830
2003	81	2,216,596	27,365	55,601, July 5 vs. Anaheim	80	2,151,375	26,892
2004	81	2,201,516	27,179	55,989, June 26 vs. San Francisco	81	2,585,067	31,914
2005	81	2,109,118	26,038	47,385, August 13 vs. Minnesota	81	2,420,496	29,883
2006	81	1,976,625	24,403	35,077, nine times	80	2,575,336	32,192
2007	81	1,921,834	23,726	35,077, nine times	81	2,649,528	32,710
2008	81	1,665,256	20,559	44,735, March 26 vs. Boston*	79	2,365,526	29,943
2009	81	1,408,783	17,392	36,067, April 10 vs. Seattle	80	2,316,520	28,957
2010	81	1,418,391	17,511	35,067, twice	81	2,407,313	29,720

Year	Home Dates	Total Home Attendance	Home Average	Single Game High-Home	Road Dates	Total Road Attendance	Road Average
2011	80	1,476,791	18,460	36,067, four times	81	2,468,614	30,477
2012	81	1,679,013	20,729	44,227, March 28 vs. Seattle*	81	2,428,269	29,979
2013	81	1,809,302	22,337	36,067, five times	81	2,374,402	29,314
2014	80	2,003,628	25,045	36,067, 12 times	81	2,329,345	28,757
2015	81	1,768,175	21,829	36,067, four times	81	2,391,645	29,526
2016	81	1,521,506	18,784	36,067, June 30 vs. San Francisco	81	2,390,449	29,512
2017	80	1,475,721	18,447	40,019, July 3 vs. Chicago (AL)	80	2,357,284	29,466
2018	80	1,527,588	19,095	56,310, July 21 vs. San Francisco	80	2,299,865	28,748
2019	81	1,662,211	20,521	53,367, Aug. 24 vs. San Francisco	81	2,236,823	27,615
2020	32	—	—	—	28	—	—
2021	80	701,430	8,767	40,133, Aug. 20 vs. San Francisco	81	1,545,914	19,085
2022	79	787,902	9,973	40,065, Aug. 6 vs. San Francisco	81	2,108,578	26,032
2023	81	832,352	10,275	37,553, Aug. 5 vs. San Francisco	81	2,163,667	26,712
2024	80	922,286	11,528	46,889, Sept. 26 vs. Texas	81	2,448,495	30,228
Philadelphia		25,988,483					
Kansas City		10,726,188					
Oakland	4361	81,840,041	18,766		4346	110,965,062	25,532
Total		118,554,712					

Yearly Averages: Philadelphia 481, 268; Kansas City 825,091; Oakland 1,435,790

* Tokyo, Japan

Totals and averages do not include 2020 season

A'S LARGEST COLISEUM CROWDS

Attend.	Opponent	Date	Note	W-L
56,310	San Francisco	July 21, 2018		W
55,989	San Francisco	June 26, 2004		W
55,861	New York	Oct. 13, 2001	ALDS, Game 3	L
55,601	Anaheim	July 5, 2003	Fireworks	L
55,528	Kansas City	Sept. 4, 2002	20th straight win	W
55,413	San Francisco	June 22, 2003		W
54,513	New York	Apr. 24, 2002		W
54,268	Arizona	July 8, 2000	Fireworks	L
54,123	San Francisco	June 30, 2002		W
54,005	Tampa Bay	October 2, 2019	ALWC	L

A'S LARGEST MUNICIPAL STADIUM CROWDS

Attend.	Opponent	Date	Note	W-L
35,147	New York	Aug. 18, 1962	Doubleheader	W/L
34,865	New York	July 15, 1962	Doubleheader	L/L
34,065	New York	Aug. 27, 1961		L
33,585	New York	July 24, 1955	Doubleheader	L/L
33,471	New York	April 29, 1955		W
33,165	Boston	Aug. 28, 1955		L
32,690	New York	Aug. 31, 1955		L
32,503	Minnesota	July 3, 1965		L
32,462	New York	Aug. 30, 1955		W
32,457	New York	May 20, 1956		L

A'S LARGEST SHIBE PARK/CONNIE MACK CROWDS

Attend.	Opponent	Date	Note	W-L
42,000	New York	April 27, 1929		L
40,000	Washington	Aug. 3, 1931	Doubleheader	W/W
40,000	New York	Aug. 7, 1929 (1)	Split Admission	L
40,000	New York	Aug. 7, 1929 (2)	Split Admission	W
40,000	New York	May 24, 1928	Doubleheader	L/W
40,000	New York	May 30, 1927 (1)	Split Admission	W
40,000	New York	May 30, 1927 (2)	Split Admission	L
40,000	Chicago	Aug. 1, 1925		L
40,000	Washington	June 27, 1925		W
40,000	New York	May 30, 1925 (2)	Split Admission	W

A'S LARGEST COLUMBIA PARK CROWDS

Attend.	Opponent	Date	Note	W-L
25,187	Chicago	Sept. 30, 1905		L
25,075	Boston	July 8, 1905 (1)	Split Admission	L
25,075	Boston	July 8, 1905 (2)	Split Admission	W
24,823	New York	July 4, 1904 (1)	Split Admission	W
24,227	Cleveland	June 13, 1903		W
24,127	Detroit	Sept. 30, 1907	Detroit	T
23,897	Boston	Sept. 20, 1902		W
23,505	Boston	Sept. 14, 1907	Doubleheader	W/W
22,041	Cleveland	July 7, 1906		W
22,030	New York	Sept. 9, 1905	Doubleheader	W/T

A'S LARGEST CROWDS ON THE ROAD

Attend.	Opponent	Date	Note	W-L
85,265	New York	Sept. 9, 1928	Doubleheader	L/L
82,781	Cleveland	June 20, 1948	Doubleheader	L/L
80,403	New York	April 19, 1931		W
76,979	Cleveland	July 31, 1932		W
75,382	Cleveland	Sept. 19, 1948	Doubleheader	L/L
72,589	New York	Sept. 6, 1948	Doubleheader	L/W
72,468	New York	Aug. 15, 1948	Doubleheader	W/W
72,000	New York	Sept. 1, 1930	Doubleheader	W/L
72,000	New York	April 12, 1927		L
70,770	New York	Sept. 5, 1932	Doubleheader	L/L

TOP REGULAR SEASON CROWDS BY BALLPARK

Club	Ballpark	Att.	Date
Arizona	Chase Field	39,843	June 29, 2024
Atlanta	Truist Park	42,075	June 8, 2022
Baltimore	Camden Yards	48,271	April 4, 2005
Boston	Fenway Park	38,294	July 6, 2009
Chicago	Guaranteed Rate Field	42,483	June 6, 1992
Chicago (NL)	Wrigley Field	40,721	Aug. 5, 2019
Cincinnati	Great American	36,098	Aug. 29, 2024
Cleveland	Progressive Field	43,276	Aug. 24, 2000
Colorado	Coors Field	48,308	Aug. 30, 1997
Detroit	Comerica Park	44,711	April 5, 2024
Houston	Minute Maid Park	43,171	Aug. 27, 2018
Kansas City	Kauffman Stadium	41,329	Sept. 21, 1980
Los Angeles	Angel Stadium	61,696	Aug. 11, 1989
Los Angeles (NL)	Dodger Stadium	52,624	Aug. 3, 2023
Miami	LoanDepot Park	21,917	June 29, 2014

Club	Ballpark	Att.	Date
Milwaukee	American Family Field	35,157	June 10, 2023
Minnesota	Target Field	40,847	Sept. 18, 2010
New York	Yankee Stadium	47,343	Aug. 23, 2011
New York (NL)	Citi Field	39,629	July 22, 2017
Philadelphia	Citizens Bank	45,863	June 26, 2011
Pittsburgh	PNC Park	30,549	June 19, 2002
San Diego	Petco Park	41,945	June 11, 2024
San Francisco	AT&T Park	43,069	May 21, 2005
Seattle	T-Mobile Park	47,065	April 8, 2016
St. Louis	Busch Stadium	44,871	June 26, 2019
Tampa Bay	Tropicana Field	35,325	July 26, 1998
Texas	Globe Life Field	34,916	April 23, 2023
Toronto	Rogers Centre	50,529	Sept. 8, 1993
Washington	Nationals Park	28,635	Aug. 12, 2023

ATHLETICS ON THE AIR

KEN KORACH

Radio Play-by-Play

The 2025 season marks Ken Korach's 34th year in the American League, his 30th with the A's and his 20th as the team's lead radio announcer.

Korach's first MLB job was in Chicago, where he spent four years broadcasting mostly weekend games for the White Sox. He also spent six full seasons in the minor leagues, beginning in 1984 with the Redwood Pioneers of the California League. He also worked in the Pacific Coast League in Phoenix (1986-87) and Las Vegas (1989-91).


Korach was selected as a 2023 finalist for the Ford C. Frick Award, presented by the National Baseball Hall of Fame for excellence in broadcasting. He was inducted into the Bay Area Radio Hall of Fame in September of 2019 and honored as the 2013 California Sportscaster of the Year and the 2001 Nevada Sportscaster of the Year by the National Sports Media Association. He was inducted in 2017 into the Jewish Sports Hall of Fame of Northern California and in 2003 into the Nevada Broadcasters Hall of Fame.

He is the author of *Holy Toledo, Lessons from Bill King, Renaissance Man of the Mic*, which was published by Wellstone Books in 2013, spent over a month as the number one best-selling baseball book on Amazon.com, and is Ken's homage to the 2017 Ford C. Frick Award recipient. Ken's second book, *If These Walls Could Talk: Oakland A's*, co-written by then-San Francisco Chronicle A's beat writer Susan Slusser, was released in the spring of 2019 by Triumph Books.

Korach was hired in 1985 to broadcast San Jose State football on KCBS Radio and he spent 22 years doing football and basketball on radio and television for Sonoma State, San Jose State and UNLV.

In partnership with the A's community Fund, Korach has made joint contributions over several years to support the Oakland Athletic League's mission to grow diamond sports with elementary and middle school OUSD students.

Korach is a graduate of UC Santa Barbara and he and his wife Denise are parents of their daughter, Emilee. They make their home in Henderson, Nev.



JOHNNY DOSKOW

Radio Play-by-Play

Johnny Dосkow begins his third season in the A's radio booth in 2025, where he will broadcast games as well as contribute to pre-game, postgame, and A's Cast Live. In 2023, Dосkow added play-by-play duties for 65+ games on NBC Sports California.

Dосkow was the voice of the Sacramento River Cats from 2001-22, where he was behind the microphone for three Triple-A Championships and five Pacific Coast League Championships. In February of 2025, Dосkow was inducted into the Sacramento Area Baseball Hall of Fame. Before joining Sacramento, Dосkow was the radio broadcaster for the Fresno Grizzlies (1998-2000), High Desert Mavericks (1996-1998), and Cedar Rapids Kernels (1993-1995).

Johnny made his MLB debut in 2012, joining the A's radio booth for a brief stint while Ken Korach was recovering from surgery.

In 2020, Dосkow published his book, *Goodnight Em: Baseball and Life Through Haiku*.

He graduated from the University of La Verne with a bachelor's degree in Communications, Radio and Television. A native of North Tarrytown, NY, Dосkow has a daughter, Emily, and he resides in Sacramento, Calif.



JENNY CAVNAR

Television Play-by-Play

Jenny Cavnar begins her second season as a play-by-play announcer for the Athletics on NBC Sports California in 2024. Last year, she became the first female primary play-by-play voice in Major League history. This will be her 19th season covering Major League Baseball.

During her time with the Colorado Rockies (2012-2023), the five-time Emmy® Award winner also became the first woman to win National Sports Media Association (NSMA) Colorado Sportscaster of the Year in 2021. She also made baseball history in 2018 as the first woman to call play-by-play for a Major League Baseball game in 25 years and in 2015, as the first female to provide analysis for a series of National League games in the radio booth.

Cavnar can often be heard as a voice on MLB Network Radio on SiriusXM throughout the regular season and postseason coverage.

Cavnar graduated from Colorado State University and now serves CSU as the President's Executive in Residence. She resides in Denver, CO with her husband Steve Spurgeon (from Stockton, Calif.) and two children, Vincent (7) and Emmerly (4).



CHRIS CARAY

Television and Radio Play-by-Play

Chris Caray enters his second season as a play-by-play announcer for the Athletics on NBC Sports California in 2025. He will also call games on the A's radio network beginning this season. Chris joined the Athletics last season after two years in Minor League Baseball.

He previously was the play-by-play voice of the Amarillo Sod Poodles (Double-A, Arizona Diamondbacks) and the Arizona Fall League (2023).

Before that, he graduated from the University of Georgia in 2022 with a bachelor's degree in journalism. During his time in college, he served as the play-by-play announcer for the Cotuit Kettleers of the Cape Cod Baseball League (2021). Other credits include baseball play-by-play for Valdosta State University. Chris also broadcast baseball, softball and men's and women's soccer for Georgia-Gwinnett College. While at Georgia, Chris spent two years as the Sports Director for WUOG radio, Georgia's campus radio station. While there, he earned the prestigious WSB Radio Award, which honors the most outstanding student broadcaster in the state of Georgia. Additionally, Chris has done freelance broadcast work around the Southeast.



He is the fourth generation of Carays to serve as an MLB play-by-play announcer, after his father Chip, his grandfather Skip and great-grandfather Harry. Chip is the current TV play-by-play voice for the St. Louis Cardinals on Bally Sports Midwest. Skip most notably called games for the Atlanta Braves from 1976-2008. Harry was a Ford C. Frick Award recipient (1989) for his contributions in broadcasting with the St. Louis Cardinals (1945-1969), Chicago White Sox (1971-1981) and Chicago Cubs (1982-1997), and also broadcast one season for the Athletics in 1970. Chris also has an identical twin brother, Stefan, who worked alongside him in Amarillo for two years.

A Florida native, Caray graduated from Saint Augustine High School and later from the University of Georgia in 2022. His family members include his parents, Chip and Susan, brothers Stefan (25) and Tristan (16), and sister, Summerlyn (27). Chris is single and lives in Sacramento.

DALLAS BRADEN

Television Analyst

Dallas Braden enters his eighth season as an A's television color commentator after spending 2017 as a pre and postgame host for NBC Sports California.

Braden was Oakland's 24th round pick in 2004 and made his Major League debut with the A's in 2007. In his five-year playing career—all with Oakland—he compiled a 26-36 record to go along with a 4.16 career ERA. The highlight of Braden's playing career came on May 9, 2010, when he threw the 19th perfect game in MLB history against the Tampa Bay Rays on Mother's Day.

After retiring in 2014, Braden joined ESPN as a studio and color analyst. He left ESPN in 2017 to join NBC Sports California.

A native of Stockton, Calif., Braden resides in Simi Valley, Calif., with his wife, Meg, their daughters Kinslee, Marlee, Wylee, and his grandmother Peggy.



CHRIS TOWNSEND

Host and Senior Broadcast Producer

Chris Townsend enters his seventh season as Host and Senior Broadcast Producer for A's Cast. In this role, he is responsible for creating and delivering multimedia A's content across multiple platforms.

Townsend also hosts A's Cast Live, the A's pre and postgame shows and is an in-studio host during the broadcasts. Fans will continue to be able to engage with him during the games on his social media channels.

Townsend has worked in numerous capacities covering the A's, from prior roles in both TV and radio. He joins the A's after working for a number of local sports companies, including Oakland Raiders, 95.7 The Game, KNBR 680 and CSN Sports Bay Area. Chris has lived in the Bay Area for more than 25 years after attending San Jose State and playing baseball for the Spartans.

His grandfather Bob Elliott was the first third baseman in baseball history to win the MVP in 1947. Elliott was a seven-time All-Star during his 15 year career. He also was the manager of the Kansas City Athletics in 1960.



JESSICA KLEINSCHMIDT

Multimedia Reporter

Jessica Kleinschmidt heads into her seventh season covering the A's in 2025. Kleinschmidt contributes content to A's Cast, the A's Radio Network and the Athletics social media channels as a reporter and host.

Kleinschmidt started her sports media career in the minor leagues covering the Reno Aces (Triple-A, Arizona Diamondbacks) as a report-



er. She then started her national career with MLB.com's Cut4 platform during the 2017 season as a writer and host.

She spent three years covering all Bay Area teams for NBC Sports Bay Area. Kleinschmidt covered the Golden State Warriors en route to their seventh NBA championship, as well as the San Francisco 49ers on their way to a 2018-19 NFC title and an appearance in Super Bowl LIV.

Kleinschmidt became the A's reporter and beat writer for NBC Sports California, where she covered the team during the 2019 American League Wild Card Game and the 2020 COVID season's AL Wild Card Series, when the division-champion A's won their first playoff series in 14 years. Kleinschmidt also covered the San Francisco Giants and Major League Baseball for NBC on the digital and podcast platforms.

In 2022, Jessica was one of just four women to call a Triple-A game across the league when she was on the broadcast for the Aces.

Kleinschmidt is also the host of the "Short and to the Point" podcast on the Awful Announcing and The Comeback platforms.

She currently lives in Walnut Creek and spends plenty of time in Reno, Nev./Lake Tahoe with her friends and family.

A'S BROADCASTS

NBC SPORTS CALIFORNIA: A's games will be televised exclusively by NBC Sports California for the 17th consecutive season. Jenny Cavnar and Chris Caray will continue to share play-by-play duties for the second straight year and Dallas Braden returns for his eighth season as color commentator. NBCSCA will simulcast A's Cast pre- and post-game shows before and after each game.

TALK 650 KSTE: Talk 650 KSTE begins its first season as the flagship station of the A's radio network and will broadcast all regular season and Spring Training games. Ken Korach returns for his 30th season in the booth, his 20th as the A's lead broadcaster. Johnny Dostkow is back for his third season and Chris Caray will also call selected games in addition to his television duties.

A'S CAST: A's Cast is a free streaming service that allows Northern California A's fans to listen to 24/7 coverage of the A's, including complete pre- and postgame shows, breaking news, podcasts, game broadcasts and re-broadcasts, Minor League coverage and more. A's Cast is available on-line at athletics.com/ascast. Fans can also download the iHeartRadio app and search for "A's Cast". Fans outside Northern California can access A's original programming and recorded content on-demand at athletics.com/podcast, and can access live A's games (not A's Cast) with MLB Audio.

SPANISH RADIO: KATD (990 AM) and KIQI (1010 AM) return for their 14th season as the home of A's spanish radio broadcast. The schedule includes 74 home games.

2025 A'S RADIO NETWORK

Station	On Dial	City	Station	On Dial	City
KSTE (Flagship)	650 AM	Rancho Cordova	KNEW	960 AM/103.7 HD-2	San Francisco
KFIG/KFTP	1430 AM/790 AM	Fresno	KNRO	1400 AM/103.9 FM	Redding

*Confirmed stations as of Feb. 10, 2025.

ATHLETICS BROADCAST HISTORY

1938	WIBG: By Saam	1977	KNBR: Monte Moore, Bob Waller KPIX-TV: Monte Moore, Wayne Walker KBRG (Spanish): Amaury Pi-González, Julio Gonzalez	KBRG (Spanish): Amaury Pi-González, Erwin Higueros
1939	WIBG: By Saam			1988
1940	WIBG: By Saam, Claude Haring			KSFO: Bill King, Lon Simmons, Ray Fosse
1941	WIBG: By Saam, Claude Haring			KPIX-TV: Monte Moore, John Shrader, Ray Fosse
1942	WIBG: By Saam, Claude Haring	1978	KNEW: Bud Foster, Jim Peterson, Curt Flood KPIX-TV: Monte Moore, Wayne Walker, Curt Flood KBRG (Spanish): Amaury Pi-González, Julio Gonzalez	KNTA (Spanish): Amaury Pi-González, Erwin Higueros, Evelio Mendoza
1943	WIBG: By Saam, Claude Haring			1989
1944	WIBG: By Saam, Claude Haring			KSFO: Bill King, Lon Simmons, Ray Fosse
1945	WIBG: By Saam, Claude Haring	1979	KKIS: Red Rush, Hal Ramey KPIX-TV: Monte Moore, Wayne Walker KBRG (Spanish): Amaury Pi-González, Julio Gonzalez	KPIX-TV, KICU-TV: Monte Moore, John Shrader, Ray Fosse
1946	WIBG: By Saam, Claude Haring			KNTA (Spanish): Amaury Pi-González, Erwin Higueros, Evelio Mendoza
1947	WIBG: By Saam, Claude Haring	1980	KDIA: Red Rush, Dom Valentino, Ted Robinson KPIX-TV: Monte Moore, Wayne Walker KBRG (Spanish): Amaury Pi-González, Julio Gonzalez	1990
1948	WIBG: By Saam, Claude Haring			KSFO: Bill King, Lon Simmons, Ray Fosse
1949	WIBG: By Saam, Claude Haring			KPIX-TV, KICU-TV, SportsChannel: Monte Moore, Ray Fosse
1950	WIBG: By Saam, Claude Haring	1981	KSFO: Bill King, Lon Simmons, Wayne Hagin KPIX-TV: Bill King, Wayne Walker KIQI (Spanish): Amaury Pi-González, Julio Gonzalez	KNTA (Spanish): Amaury Pi-González, Erwin Higueros, Evelio Mendoza
1951	WIBG: By Saam, Claude Haring			1991
1952	WIBG: By Saam, Claude Haring	1982	KSFO: Bill King, Lon Simmons, Wayne Hagin KCRA-TV: Bill King, Lon Simmons, Harmon Killebrew KIQI (Spanish): Amaury Pi-González, Julio Gonzalez	KSFO: Bill King, Lon Simmons, Ray Fosse
1953	WIBG: By Saam, Claude Haring			KPIX-TV, KICU-TV, SportsChannel: Monte Moore, Ray Fosse, Greg Papa, Reggie Jackson, Bill Rigney
1954	WIBG: By Saam, Claude Haring	1983	KSFO: Bill King, Lon Simmons, Wayne Hagin KBHK-TV: Monte Moore, Al Helfer Bill Rigney KIQI (Spanish): Amaury Pi-González, Julio Gonzalez	KNTA (Spanish): Amaury Pi-González, Erwin Higueros, Evelio Mendoza
1955	WDAF: Merle Harmon, Larry Ray			1992
1956	WDAF: Merle Harmon, Larry Ray	1984	KSFO: Bill King, Lon Simmons, Wayne Hagin KBHK-TV: Bill King, Lon Simmons, Bill Rigney KBRQ (Spanish): Amaury Pi-González, Julio Gonzalez	KSFO: Bill King, Lon Simmons, Ray Fosse
1957	WDAF: Merle Harmon, Ed Edwards			KPIX-TV, KICU-TV, SportsChannel: Monte Moore, Ray Fosse, Greg Papa, Reggie Jackson, Bill Rigney
1958	WDAF: Merle Harmon, Ed Edwards, Bill Grigsby	1985	KSFO: Bill King, Lon Simmons, Wayne Hagin KPIX-TV: Bill King, Lon Simmons, Ted Robinson KBRG (Spanish): Amaury Pi-González, Julio Gonzalez	KNTA (Spanish): Amaury Pi-González, Erwin Higueros, Evelio Mendoza
1959	WDAF: Merle Harmon, Bill Grigsby			1993
1960	WDAF: Merle Harmon, Bill Grigsby	1986	KSFO: Bill King, Lon Simmons, Ray Fosse KPIX-TV: Bill King, Lon Simmons, Ted Robinson KBRG (Spanish): Amaury Pi-González, Julio Gonzalez	KRON-TV, SportsChannel: Greg Papa, Dick Stockton, Ray Fosse
1961	WDAF: Merle Harmon, Bill Grigsby			KNTA (Spanish): Amaury Pi-González, Erwin Higueros, Evelio Mendoza
1962	KCMO: Monte Moore, Bruce Rice	1987	KSFO: Bill King, Lon Simmons, Ray Fosse KPIX-TV: Bill King, Lon Simmons, Ted Robinson KBRG (Spanish): Amaury Pi-González, Julio Gonzalez	KFRC: Bill King, Lon Simmons, Ray Fosse
1963	KCMO: Monte Moore, George Bryson			KRON-TV, SportsChannel: Greg Papa, Dick Stockton, Ray Fosse
1964	KCMO: Monte Moore, George Bryson			KNTA (Spanish): Amaury Pi-González, Erwin Higueros, Evelio Mendoza
1965	KCMO: Monte Moore, Red Rush			1995
1966	KCMO: Monte Moore, Lynn Faris			KFRC: Bill King, Lon Simmons, Ray Fosse
1967	KCMO: Monte Moore, Lynn Faris			KRON-TV, SportsChannel: Greg Papa, Dick Stockton, Ray Fosse
1968	KNBR: Monte Moore, Al Helfer KBHK-TV: Monte Moore, Al Helfer			KNTA (Spanish): Erwin Higueros, Carlos Cesar Rivera
1969	KNBR: Monte Moore, Al Helfer KBHK-TV: Monte Moore, Al Helfer			
1970	KNBR: Monte Moore, Harry Caray KBHK-TV: Monte Moore, Harry Caray			
1971	KEEN: Monte Moore, Bob Elson, Red Rush KBHK-TV: Monte Moore, Bob Elson			
1972	KEEN: Monte Moore, Jim Woods, Jim Piersall KBHK-TV: Monte Moore, Jim Woods			
1973	KEEN: Monte Moore, Jim Woods KTVU-TV: Monte Moore, Jim Woods			
1974	KEEN: Monte Moore, Jon Miller, Bill Rigney KTVU-TV: Monte Moore, Jon Miller			
1975	KEEN: Monte Moore, Bob Waller KPIX-TV: Monte Moore, Bob Waller			
1976	KNBR: Monte Moore, Bob Waller KPIX-TV: Monte Moore, Wayne Walker			

KSTS-TV (Spanish): Erwin Higueros, Ramon Diaz

1996 KFRC: Bill King, Ken Korach, Ray Fosse
KRON-TV, Sports Channel: Greg Papa, Ken Wilson, Ray Fosse
KNTA (Spanish): Tito Fuentes, Carlos Cesar Rivera
KSTS-TV (Spanish): Erwin Higueros, Ramon Diaz

1997 KFRC: Bill King, Ken Korach, Ray Fosse
KRON-TV, SportsChannel: Greg Papa, Ken Wilson, Ray Fosse
KNTA (Spanish): Tito Fuentes, Carlos Cesar Rivera
KSTS-TV (Spanish): Erwin Higueros, Ramon Diaz

1998 KFRC: Bill King, Ken Korach, Ray Fosse
KRON-TV, Fox Sports Bay Area: Greg Papa, Ken Wilson, Ray Fosse

1999 KABL: Bill King, Ken Korach, Ray Fosse
KICU-TV, Fox Sports Bay Area: Greg Papa, Ray Fosse

2000 KABL: Bill King, Ken Korach, Ray Fosse
KICU-TV, Fox Sports Bay Area: Greg Papa, Ray Fosse

2001 KABL: Bill King, Ken Korach, Ray Fosse
KICU-TV, Fox Sports Bay Area: Greg Papa, Ray Fosse

2002 KFRC: Bill King, Ken Korach, Ray Fosse
KICU TV, Fox Sports Bay Area: Greg Papa, Ray Fosse

2003 KFRC: Bill King, Ken Korach, Ray Fosse
KICU-TV, Fox Sports Bay Area: Greg Papa, Ray Fosse
KKSF (Spanish): Julio Gonzalez, Fernando Areas

2004 KFRC: Bill King, Ken Korach, Ray Fosse
KICU-TV, Fox Sports Bay Area: Hank Greenwald, Ray Fosse, Glen Kuiper, Tim Roye
KKSF (Spanish): Julio Gonzalez, Fernando Areas

2005 KFRC: Bill King, Ken Korach, Ray Fosse
KICU-TV, Fox Sports Bay Area: Hank Greenwald, Ray Fosse, Glen Kuiper, Tim Roye
KKSF (Spanish): Fernando Areas, Jose Castro

2006 KYCY: Ken Korach, Vince Cotroneo, Ray Fosse
KICU-TV, Fox Sports Bay Area: Glen Kuiper, Ray Fosse, Tim Roye

2007 KFRC/KYCY: Ken Korach, Vince Cotroneo, Ray Fosse
KICU-TV, Fox Sports Bay Area: Glen Kuiper, Ray Fosse

2008 KFRC/KYCY: Ken Korach, Vince Cotroneo, Ray Fosse
KICU-TV, Comcast SportsNet Bay Area: Glen Kuiper, Ray Fosse

2009 KTRB: Ken Korach, Vince Cotroneo, Ray Fosse
Comcast SportsNet California: Glen Kuiper, Ray Fosse
KDIA (Spanish): Amaury Pi-González, Manolo Hernández-Douen

2010 KTRB: Ken Korach, Vince Cotroneo, Ray Fosse
Comcast SportsNet California: Glen Kuiper, Ray Fosse
KDIA (Spanish): Amaury Pi-González, Manolo Hernández-Douen

2011 95.7 FM THE GAME: Ken Korach, Vince Cotroneo
Comcast SportsNet California: Glen Kuiper, Ray Fosse

2012 95.7 FM THE GAME: Ken Korach, Vince Cotroneo, Ray Fosse
Comcast SportsNet California: Glen Kuiper, Ray Fosse, Scott Hatteberg
KIQI (Spanish): Amaury Pi-González, Manolo Hernández-Douen

2013 95.7 FM THE GAME: Ken Korach, Vince Cotroneo, Ray Fosse
Comcast SportsNet California: Glen Kuiper, Ray Fosse, Scott Hatteberg
KIQI (Spanish): Amaury Pi-González, Manolo Hernández-Douen

2014 95.7 FM THE GAME: Ken Korach, Vince Cotroneo, Ray Fosse
Comcast SportsNet California: Glen Kuiper, Ray Fosse, Shooty Babitt
KIQI (Spanish): Amaury Pi-González, Manolo Hernández-Douen

2015 95.7 FM THE GAME: Ken Korach, Vince Cotroneo, Ray Fosse
Comcast SportsNet California: Glen Kuiper, Ray Fosse, Eric Chavez
KIQI (Spanish): Amaury Pi-González, Manolo Hernández-Douen

2016 95.7 FM THE GAME: Ken Korach, Vince Cotroneo, Ray Fosse
Comcast SportsNet California: Glen Kuiper, Ray Fosse, Mark Mulder
KIQI (Spanish): Amaury Pi-González, Manolo Hernández-Douen

2017 95.7 FM THE GAME: Ken Korach, Vince Cotroneo, Ray Fosse
NBC Sports California: Glen Kuiper, Ray Fosse, Mark Mulder

KIQI (Spanish): Amaury Pi-González, Manolo Hernández-Douen

2018 95.7 FM THE GAME: Ken Korach, Vince Cotroneo, Ray Fosse
NBC Sports California: Glen Kuiper, Ray Fosse, Dallas Braden
KIQI (Spanish): Amaury Pi-González, Manolo Hernández-Douen, Jose Luis Orellana

2019 KTRB/KHTK/A's Cast on Tuneln: Ken Korach, Vince Cotroneo, Ray Fosse
NBC Sports California: Glen Kuiper, Ray Fosse, Dallas Braden
KIQI (Spanish): Amaury Pi-González, Manolo Hernández-Douen, Jose Luis Orellana

2020 A's Cast on iHeart Radio/KNEW: Ken Korach, Vince Cotroneo, Ray Fosse
NBC Sports California: Glen Kuiper, Ray Fosse, Dallas Braden
KIQI (Spanish): Amaury Pi-González, Manolo Hernández-Douen, Jose Luis Orellana

2021 A's Cast on iHeart Radio/Bloomberg 960 AM: Ken Korach, Vince Cotroneo, Ray Fosse
NBC Sports California: Glen Kuiper, Ray Fosse, Dallas Braden
KIQI (Spanish): Amaury Pi-González, Manolo Hernández-Douen, Jose Luis Orellana

2022 A's Cast on iHeart Radio/Bloomberg 960 AM: Ken Korach, Vince Cotroneo
NBC Sports California: Glen Kuiper, Dallas Braden
KIQI (Spanish): Amaury Pi-González, Manolo Hernández-Douen, Jose Luis Orellana

2023 A's Cast/Bloomberg 960 AM: Ken Korach, Vince Cotroneo, Johnny Doskow
NBC Sports California: Glen Kuiper, Vince Cotroneo, Johnny Doskow, Dallas Braden
KIQI (Spanish): Amaury Pi-González, Manolo Hernández-Douen, Jose Luis Orellana

2024 A's Cast/Bloomberg 960 AM: Ken Korach, Vince Cotroneo, Johnny Doskow
NBC Sports California: Jenny Cavnar, Chris Caray, Dallas Braden
KIQI (Spanish): Amaury Pi-González, Manolo Hernández-Douen, Jose Luis Orellana

SPRING TRAINING INFORMATION

REPORTING DATES: Pitchers and catchers report and have their first workout Wednesday, Feb. 12. The first full squad workout is Monday, Feb. 17.

MEDIA INFORMATION: For daily credentials, apply online at credentials.mlb.com.

HEADQUARTERS HOTEL: Omni Tempe at ASU, 7 University Drive, Tempe, Arizona, 85181. (602) 794-8600.

MINOR LEAGUE HEADQUARTERS: Lew Wolff Training Complex, 160 East Athletics Way, Mesa, Arizona, 85201. (480) 387-5800.

STADIUM: Hohokam Stadium (Capacity: 10,000), 1235 N. Center Street, Mesa, Arizona, 85201. (480) 907-5488. Press Box: (480) 907-5253.

SPRING TRAINING SCHEDULE

Day	Date	Opponent	Site	Time
Saturday	Feb 22	San Diego	Peoria	1:10 pm
Sunday	Feb 23	Colorado	Mesa	1:05 pm
Monday	Feb 24	Kansas City	Surprise	1:05 pm
Tuesday	Feb 25	San Francisco	Mesa	1:05 pm
Wednesday	Feb 26	Seattle	Peoria	1:10 pm
Thursday	Feb 27	San Diego	Mesa	1:05 pm
Friday	Feb 28	Cincinnati	Mesa	1:05 pm
Saturday	March 1	Los Angeles Angels	Tempe	1:10 pm
Sunday	March 2	Los Angeles Dodgers	Mesa	1:05 pm
Monday	March 3	Chicago White Sox	Glendale	1:05 pm
Tuesday	March 4	Texas	Surprise	1:05 pm
Wednesday	March 5	OFF DAY		
Thursday	March 6	Milwaukee	Mesa	6:15 pm
Friday	March 7	Cleveland	Mesa	1:05 pm
Saturday	March 8	Colorado (ss)	Talking Stick	1:10 pm
		Arizona (ss)	Las Vegas	1:05 pm
Sunday	Match 9	Los Angeles Dodgers (ss)	Glendale	1:05 pm
		Arizona (ss)	Las Vegas	1:05 pm
Monday	March 10	Chicago White Sox	Mesa	1:05 pm
Tuesday	March 11	San Francisco	Scottsdale	6:05 pm
Wednesday	March 12	Arizona	Mesa	1:05 pm
Thursday	March 13	Cincinnati	Goodyear	1:05 pm
Friday	March 14	Los Angeles Angels	Mesa	1:05 pm
Saturday	March 15	Milwaukee (ss)	Maryvale	1:10 pm
		Texas (ss)	Mesa	1:05 pm
Sunday	March 16	San Francisco	Scottsdale	1:05 pm
Monday	March 17	Seattle	Mesa	1:05 pm
Tuesday	March 18	OFF DAY		
Wednesday	March 19	Cleveland	Goodyear	1:05 pm
Thursday	March 20	Arizona	Talking Stick	1:10 pm
Friday	March 21	Kansas City	Mesa	1:05 pm
Saturday	March 22	Milwaukee	Mesa	1:05 pm
Sunday	March 23	Chicago Cubs	Mesa-Sloan	1:05 pm
Monday	March 24	Chicago White Sox	Glendale	12:05 pm

Bold indicates home games. All times are local. (ss) denotes split squad

CACTUS LEAGUE SPRING TRAINING RECORDS

YEAR	SITE	RECORD	HOME		DATES	YEAR	SITE	RECORD	HOME		DATES
			ATTENDANCE	DATES					ATTENDANCE	DATES	
1969	Mesa, AZ	10-14	12,003	13		1997	Phoenix, AZ	17-15-1	103,298	18	
1970	Mesa, AZ	15-13	17,614	14		1998	Phoenix, AZ	18-13	93,261	17	
1971	Mesa, AZ	12-15	14,889	16		1999	Phoenix, AZ	16-17	92,110	16	
1972	Mesa, AZ	9-11	17,295	13		2000	Phoenix, AZ	20-11-1	77,781	14	
1973	Mesa, AZ	14-10	21,206	14		2001	Phoenix, AZ	22-10	110,876	15	
1974	Mesa, AZ	8-16	26,732	12		2002	Phoenix, AZ	17-15-1	118,268	17	
1975	Mesa, AZ	7-11	36,732	10		2003	Phoenix, AZ	16-13-2	81,537	14	
1976	Mesa, AZ	4-10	21,373	9		2004	Phoenix, AZ	19-14-1	123,535	16	
1977	Mesa, AZ	12-15	24,446	16		2005	Phoenix, AZ	15-18	129,434	17	
1978	Mesa, AZ	9-15	28,695	12		2006	Phoenix, AZ	15-17	113,077	16	
1979	Scottsdale, AZ	12-10	13,295	9		2007	Phoenix, AZ	17-12-2	113,033	15	
1980	Scottsdale, AZ	13-7	19,098	10		2008	Phoenix, AZ	18-8	88,617	13	
1981	Scottsdale, AZ	17-10	37,899	13		2009	Phoenix, AZ	17-18-2	105,147	18	
1982	Phoenix, AZ	8-14	42,043	10		2010	Phoenix, AZ	12-17-3	105,507	16	
1983	Phoenix, AZ	14-11	28,621	9		2011	Phoenix, AZ	12-21-1	98,349	17	
1984	Phoenix, AZ	12-14	33,352	12		2012	Phoenix, AZ	15-7-2	72,617	11	
1985	Phoenix, AZ	13-13-1	49,718	13		2013	Phoenix, AZ	17-13-3	88,202	16	
1986	Phoenix, AZ	17-12	68,292	15		2014	Phoenix, AZ	15-13-5	78,011	15	
1987	Phoenix, AZ	14-15	88,994	14		2015	Mesa, AZ	22-11-2	110,059	15	
1988	Phoenix, AZ	14-16	129,120	15		2016	Mesa, AZ	12-17-3	100,614	15	
1989	Phoenix, AZ	19-13	152,416	16		2017	Mesa, AZ	16-18	99,008	16	
1990	Phoenix, AZ	6-10	81,490	9		2018	Mesa, AZ	14-16-2	104,693	17	
1991	Phoenix, AZ	13-16-1	156,345	16		2019	Mesa, AZ	14-8	68,991	11	
1992	Phoenix, AZ	15-13	131,460	14		2020	Mesa, AZ	13-10	53,351	10	
1993	Phoenix, AZ	15-18-1	174,911	19		2021	Mesa, AZ	16-10-2	27,309	14	
1994	Phoenix, AZ	19-11	126,160	15		2022	Mesa, AZ	5-10-3	42,465	10	
1995	Phoenix, AZ	15-11-1	41,893	15		2023	Mesa, AZ	11-17-3	74,642	13	
		6-4-2	16,617	6		2024	Mesa, AZ	14-14-3	63,893	12	
1996	Phoenix, AZ	16-16-1	86,543	15							

SPRING TRAINING BEFORE ARIZONA

Before moving to Mesa for the first time in 1969, the A's trained in Florida. Following World War II, the Philadelphia A's settled in at West Palm Beach in 1946. The team moved to Kansas City for the 1955 season, but remained at West Palm Beach until moving to Bradenton in 1963. The A's spent six years there, including 1968 when the club moved to Oakland.

The Philadelphia A's first spring appearance in Florida came in 1903 in Jacksonville. The franchise spent the spring in various other southern states during its first 24 years, including another stop in Jacksonville from 1914-18. In 1925, the club trained in Fort Myers and would spend 12 seasons there through 1936. The A's had a three-year stay in Anaheim, Calif. from 1940-42, which included mid-spring trips to the Bay Area. World War II restrictions kept the team closer to home as they trained in Wilmington, Delaware in 1943 and Fredrick, Maryland from 1944-45.

SPRING TRAINING RIVALS

Squaring off against local rivals has been an Athletics Spring Training tradition since the days in Philadelphia.

The A's and Phillies first played in Philadelphia on April 6, 1903, a 2-0 Phillies win in 10 innings at Columbia Park. The two teams would square off in Philadelphia nearly every year from 1903-54 except 1916-18, 1920, 1938, 1941-42 and 1944. In addition to games prior to the regular season, the two clubs occasionally met during the regular season and following the regular season.

Following the move to Kansas City in 1955, the A's and Phillies met for two final games in Philadelphia on April 9 and 10, 1955. In 1956, the Kansas City A's traveled to St. Louis at the end of the spring for two games against the Cardinals. The two clubs met again in 1957 at St. Louis and 1958 in Kansas City. After a five-year break, the A's and Cardinals played in Kansas City prior to the season from 1964-66.

The club moved to Oakland in 1968 and the A's began playing Spring Training games against the Giants in the Bay Area in 1983. From 1983 to 2024, the A's went 51-45-2 against San Francisco, including 21-18 in the Coiseum, 18-20-2 at Oracle Park and 12-7 at Candelstick Park.

After helping form the American League in 1901, New York Giants manager John McGraw dismissed the A's with contempt by calling them "The White Elephants," implying Connie Mack should not be allowed to spend money without supervision. Mack defiantly adopted the White Elephant as the team insignia and in 1902, the Athletics won their first American League pennant.

The White Elephant remained the team's mascot and later that decade, made its first appearance on the A's team sweaters. In 1918, the Elephant saw its first game action when Mack had the pachyderm symbol (in blue with a white "A" inside) placed on the left sleeve of every player.

By 1920, Mack had fully adopted the Elephant as the team's symbol. The traditional "A" on front of the team's jersey was replaced by a blue elephant logo. After a few poor seasons, Mack decided change was in order. So, in 1924, the blue elephant was replaced by the traditional white elephant on the team's jersey and the A's played better ball for the next few years.

In 1928, Mack decided the elephant had worn out its brief welcome on the A's jersey fronts and replaced the logo with the familiar "A" on the uniform. The A's went on to win two World Championships and an AL crown in the next three years, although the resurgence was probably due more to the additions of Foxx, Simmons, Grove and Cochrane than the Elephant's absence.

That was the last year for the Elephant on the A's uniform until 1955, when the A's, now in Kansas City, added the patch to their uniform sleeves. However, when Charlie Finley purchased the team in the early 1960's, the Elephant was once again sent packing and replaced by, of all animals, a mule.

Prior to the 1988 season, the A's brought back a new, more aggressive A's Elephant. In 1995, the traditional A's Elephant was reincorporated into many of the team's promotional items and publications and was a prominent feature on the A's uniform.

Although the Elephant patch will not be part of the A's uniform in 2025, the Elephant will continue as the A's mascot and will be part of the A's marketing.



MEDIA GUIDE CREDITS

The 2025 Athletics Media Guide is a production of the Athletics Communications Department, Sutter Health Park, 400 Ballpark Drive, West Sacramento, CA 95691. The guide was written by Mike Selleck with assistance from Mark Ling, Olivia Hummer and Greg Korn.

Photography by Michael Zagaris, Oakland A's; Ron Riesterer, Oakland Tribune; Doug McWilliams; National Baseball Hall of Fame and A's archives.

Statistical assistance from Major League Baseball's Information System, Elias Sports Bureau, TruMedia, Stats Inc., Bill Arnold of The Sports Features Group, Retrosheet and Baseball-Reference.

Additional and updated information, statistics or photos are available to accredited news sources by contacting the A's Communications Department or by logging onto the team's virtual pressbox—pressbox.athletics.com.