


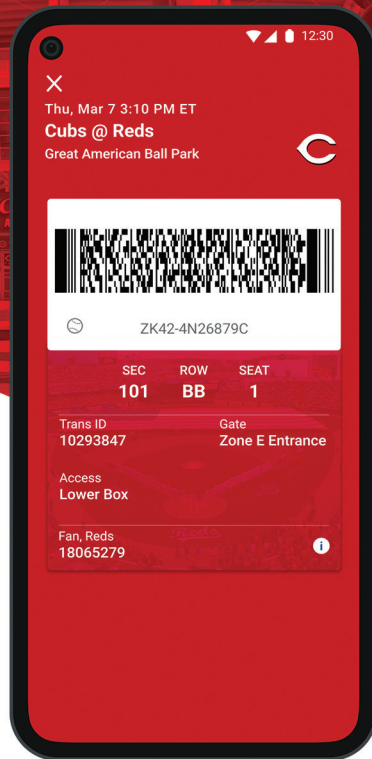
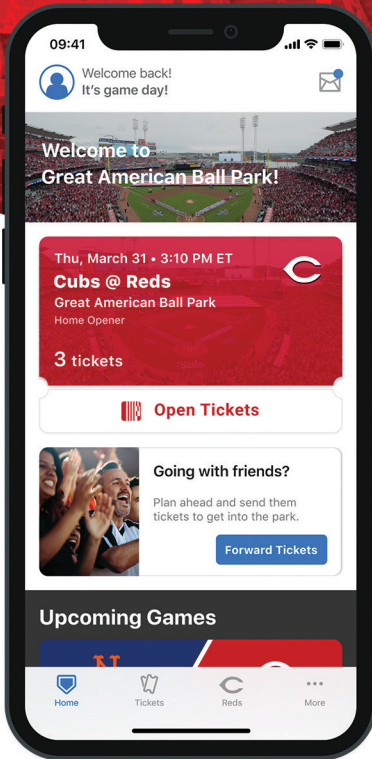
CINCINNATI REDS
**MEDIA
GUIDE**
»» 2022

JONATHAN INDIA
2021 National League
Rookie of the Year

All Major League Baseball trademarks and copyrights are used with permission of MLB Advanced Media, LP. All rights reserved.



THE OFFICIAL APP OF GREAT AMERICAN BALL PARK



Key Features:

- Purchase, access and manage your digital tickets.
- Check-in offers, rewards, and personalized history for ballparks visited.
- Team schedule, directions and parking information, stadium features and more.
- Interactive concourse maps and directory, including food and drinks menus.

 **Ballpark**™



All Major League Baseball trademarks and copyrights are used with permission of MLB Advanced Media, L.P. All rights reserved.



Great American Ball Park
100 Joe Nuxhall Way
Cincinnati, OH 45202
Phone: (513) 765-7000
Twitter: @Reds



Major League Baseball
1271 Avenue of the Americas
New York, NY 10020
Phone: (212) 931-7800
www.mlb.com, Twitter: @MLB

Cincinnati Reds Minor League Affiliates

Class AAA: Louisville Bats - Triple-A East
Class AA: Chattanooga Lookouts - Double-A South
Advanced Class A: Dayton Dragons - High-A Central
Class A: Daytona Tortugas - Low-A Southeast
Rookie: Arizona Complex League Reds - Arizona Complex League
Rookie: Dominican Summer League Reds - Dominican Summer League

Cincinnati Reds Mission Statement

The Cincinnati Reds are dedicated to building and maintaining a championship-caliber team that carries on our rich baseball tradition. We are committed to providing superior service, exceptional entertainment and continued contributions in our community.

The Cincinnati Reds' 2022 media guide was produced by the media relations and creative services departments and is based on information available through April 7, 2022. Biographies, statistics, editing and research provided by Rob Butcher, Larry Herms, Jamie Ramsey, Amy Calo, Brendan Hader, Michael King and Elias Sports Bureau. Contributing photos provided by the Cincinnati Reds, the National Baseball Hall of Fame, Getty Images, Major League Baseball and its affiliates. Special thanks to Pat Latham from CJK Print Possibilities. The 2022 media guide is an official publication of The Cincinnati Reds, LLC, 100 Joe Nuxhall Way, Cincinnati, OH 45202, (513) 765-7000. Its logos and graphics are trademarks of the Cincinnati Reds. All rights reserved. Reproduction in whole or in part without written permission is strictly prohibited. Printed in the USA.

TABLE OF CONTENTS/INDEX

Reds Front Office	4-36	2021 Season Review.....	299-358
Ballpark Operations Bios.....	25	Batting Order.....	312
Baseball Operations Bios.....	13-20	Batting Statistics.....	308
Broadcasters.....	22-24	Catchers' Stats.....	310
Business Operations Bios.....	26-29	Catchers' Throwing Percentage.....	310
Executive Bios.....	8-13	Day Totals, Reds Batters.....	332
Front Office, Directory.....	4-7	Day Totals, Reds Pitchers.....	332
Front Office, Photos.....	30-35	Day-by-Day Results.....	316-318
Medical Staff.....	21	Designated Hitters.....	312
Security K9s.....	35	Ejections.....	315
Cincinnati Reds	37-236	Extra-Inning Games.....	314
Acquisitions.....	64-65	Fielding Statistics.....	310-311
Baseball Operations Support Staff.....	59	Highs and Lows.....	336-338
Birthdays.....	235	Home Totals, Reds Batters.....	330
Clubhouse Staff.....	62	Home Totals, Reds Pitchers.....	330
Coaches.....	41-57	Injured List.....	315
Manager, David Bell.....	38-40	Leaders, AL Batting/Pitching.....	354-357
Media Relations Staff.....	63	Leaders, NL Batting/Pitching.....	347-350
Medical Staff.....	60-61	Left Handers, Reds Batters vs.....	328
Players.....	69-234	Left Handers, Reds Pitchers vs.....	328
Roster, 40-Man.....	66-67	Monthly Statistics.....	320-327
Roster, Non-Roster Invitees.....	68	Multi-Homer Games.....	312
Service Time, Major League.....	235	Night Totals, Reds Batters.....	333
Team Travel.....	62	Night Totals, Reds Pitchers.....	333
Twitter Handles.....	235	Pitching Statistics.....	309
Reds Player Development and Scouting	237-298	Records When...Reds'.....	313
Affiliate Directory.....	247	Reds by Day/Month/Series/Game.....	314
Affiliates, Through the Years.....	258	Relievers Totals.....	309
Award Winners, 2021 Minor League.....	261	Review, 2021 Season.....	300-307
Barton Scout of the Year Award.....	238	Right Handers, Reds Batters vs.....	329
Bender Award Winners.....	259	Right Handers, Reds Pitchers vs.....	329
Coordinators.....	242-244	Road Totals, Reds Batters.....	331
Cross Checkers, Photos.....	239	Road Totals, Reds Pitchers.....	331
Directory, Player Development and Scouting.....	238	Scoring Position, Reds Batters With Runners In.....	334
Draft, 2021.....	259	Standings, 2021 MLB Final.....	300
Draft, All-Time No.1 Draft Selections.....	260	Starters by Position.....	312
International Scouting, Photos.....	240	Starters/Relievers Comparison.....	283
Managers/Coaches.....	248-257	Statistics and Rankings, AL.....	351-353
Minor League Leaders, 2021.....	262	Statistics and Rankings, NL.....	344-346
Minor League Statistics, 2021.....	263-268	Transactions.....	339-343
Player Development Department.....	241-246	Wins in Last At-Bat.....	314
Players.....	270-296	Won-Lost Breakdowns.....	313
Pro/Amateur Scouts, Photos.....	239	Opponents.....	359-386
Scouting Supervisors, Photos.....	240	Ballparks, Major League Directory.....	385
Top Prospects.....	261	Opponents, AL.....	377-384
		Opponents, NL.....	363-376
		Record vs AL.....	377
		Record vs NL.....	360-362



TABLE OF CONTENTS/INDEX

Reds History387-484	Pitching, Top Five470
All-Stars, All-Time.....	Pitching, Yearly Individual Leaders 465-468
432-433.....	Pitching, Year-by-Year Statistics 464
Attendance, Year-by-Year..... 394	Pitching Records, Single Game474
Award Winners.....430-431	Players Statues428-429
Ballpark History.....396-397	Players/Pitchers/Rookies of the Week/Month.....434-435
Ballparks, Through the Years.....395	Record, Home/Road, Since 1900393
Batting, Individual Records455-457	Record, Year-by-Year390-392
Batting Records, Single Game460-462	Retired Uniform Numbers.....425-427
Batting, Reds League Leaders.....453	Road Trips, Best.....446
Batting, Top Five454	Roster, All-Time, Post-1900.....401-407
Batting, Year-by-Year Team Stats448	Roster, All-Time, Pre-1900400
Batting, Yearly Individual Leaders.....449-453	Streaks, Winning and Losing by Season444
Club Records, Batting.....455	Strikeouts, Most by Reds Batters in Game461
Club Records, Fielding.....476	Uniform Numbers, All-Time408-413
Club Records, Pitching.....471	
Coaches, Since 1900399	Reds in Postseason485-520
Fielding, Individual Records.....477	Batting Leaders.....491
Fielding, Year-by-Year476	Club Records489-490
Games By Position, Most Career478	Individual Batting Records488
Hall of Fame, National414-415	Individual Pitching Records.....492
Hall of Fame, Reds416-423	Miscellaneous494
Hall of Fame and Museum, Reds.....424	Pitching Leaders.....493
Highest Scoring Games.....445	Postseason History.....486
Home Runs, Grand Slams.....454	Roster, All-time Postseason487
Home Runs, Great American Ball Park463	Series Results, By Year496-519
Home Runs, Reds Trios/Duos.....457	
Home Runs, Reds w/30 in a season457	Media and Other Info521-536
Home Runs, Year-by-Year447	Affiliates, Radio.....525
Homestands, Best446	Ballpark Guest Guide.....536
Important Dates, Reds History.....388-389	Batting Practice Schedule, 2022.....526
Inning, Biggest Ever.....460	BBWAA, Cincinnati Chapter.....528
Last Time it Happened.....479-484	Broadcasters, All-Time522-524
Managers, Since 1900.....398	Covering the Beat, Photos.....528
Managers, Winningest.....398	Directory, MLB Front Office.....531
Marathons445	Game Broadcast.....526-527
Miscellaneous Records478	Media Outlets, Local.....529
Miscellaneous Hitting Feats461-463	Media Relations Information/Guidelines.....526
Miscellaneous Pitching Feats.....473-475	Media Relations Directory, MLB Clubs535
Most Seasons, Players.....407	National Baseball Hall of Fame Information530
No-Hitters.....475	Reds on the Airwaves.....522
Opening Day Lineups, Since 1900.....438-442	Rules of Interest, MLB530-531
Opening Day Results.....436-437	Seating Chart, Great American Ball Park.....536
Perfect Game.....475	Spring Training Information.....532-534
Pitching, Individual Records.....470	
Pitching, Reds League Leaders469	



STAFF DIRECTORY
INVESTORS
Robert H. Castellini – W. Joseph Williams Jr. – Thomas L. Williams

Lindner Reds Baseball IV LLC – Frank Cohen – William J. Reik

Buy Buy Baseball, LLC – EMK Investment Company, LLC – Larry Sheakley – Jeffrey L. Wyler

Harry J. Fath – Jeffrey L. Gendell – Edwin J. Rigaud, AACE, LLC – HKR Baseball, LLC – Ronald L. Sargent

John H. Wyant – George H. Vincent, Queen City Diamond, LLC – Heading for Home, LLC – Art Hauser

EXECUTIVE OFFICE

Robert H. Castellini Chief Executive Officer
 W. Joseph Williams Jr. Chairman
 Thomas L. Williams Vice Chairman
 Phillip J. Castellini President & Chief Operating Officer
 Shellie Petrey Executive Operations Manager
 Nick Krall Vice President and General Manager
 Sarah Vedder Exec. Asst. to President of Baseball Ops.
 Christopher L. Fister Secretary and Treasurer
 Karen Forgus Senior Vice President of Business Operations
 Emily Mahle Business Ops. Assistant
 Doug Healy Senior Vice President of Finance and CFO
 James A. Marx, Esq. Chief Legal Counsel
 Teena Schweiher Executive Assistant to CLC and CFO

Joe Jocketty Professional Scout
 Ben Jones Professional Scout
 Mick Mattaliano Professional Scout
 Jeff Morris Professional Scout
 Steve Roadcap Professional Scout
 Daniel Beattie Pro Scouting Analyst
 Rob Fidler Manager, Pacific Rim Scouting
 Jamey Storvick Scout, Pacific Rim

Amateur Scouting

Joe Katuska Director, Amateur Scouting
 Paul Pierson Asst. Dir, AM Scouting/Midwest Crosschecker

International Scouting

Trey Hendricks Senior Director, International Scouting
 Greg McMillin Asst. Dir., Player Dev. & Int'l Scouting
 Hernan Albornoz Director, South America Scouting
 Enmanuel Cartagena Director, Caribbean Scouting

Player Development

Shawn Pender Vice President, Player Development
 Jeremy Farrell Director, Player Development
 Greg McMillin Asst. Dir., Player Dev. & Int'l Scouting
 Bill Doran Special Assistant, Player Performance
 Eric Davis Special Assistant, Player Performance
 Mario Soto Special Assistant, Player Performance
 Melissa Hill Coordinator, Baseball Administration
 Mitchell Bonds Coordinator of Minor League Video & Tech.
 Edgar Ferreira Minor League Video & Tech. Specialist
 Chris Tremie Field Coordinator
 Bryan Conger Pitching Coordinator
 Casey Weathers Pitching Coordinator
 Dave Hansen Hitting Coordinator
 Jim Rickon Hitting Coordinator
 Kevin Mahar OF/Baserunning Coordinator
 Jose Nieves Infield Coordinator
 Corky Miller Catching Coordinator
 Luis Bolívar Coordinator of AZ/DR Academies
 Joel Noboa Latin American Field Coordinator
 Simon Mathews Rehabilitation Pitching Coach
 Jon Snyder Minor League Equipment Manager
 John Bryk Minor League Clubhouse Assistant
 Juan Peralta Academy Director, Latin America
 Julio Justo Assistant, Latin America Operations
 Carlos Fernandez Technology Asst., Latin America

BASEBALL OPERATIONS
Front Office

Nick Krall Vice President and General Manager
 Sarah Vedder Exec. Asst. to President of Baseball Ops.
 Sam Grossman Vice President, Assistant General Manager
 Brad Meador VP/Assistant GM, Scouting & Player Dev.
 Buddy Bell VP, Sr. Advisor to GM
 Chris Buckley Vice President, Player Personnel
 Jeff Graupe Senior Director, Player Acquisition & Strategy
 Mark Edwards Manager, Baseball Operations
 Cameron LeBlanc Baseball Operations Analyst
 Nick Perez Baseball Operations Analyst
 Bo Thompson Manager, Advance Scouting
 Gary Hall Major League Video & Technology Coordinator

Baseball Analytics

Nick Wan Director of Baseball Analytics
 Chris Jackson Senior Data Scientist
 Sean Fischer Data Scientist
 Mark Weinstein Data Scientist
 Jordan Wergiles Coordinator of Player Dev. Analytics

Pro Scouting

Rob Coughlin Sr. Director of Professional Scouting
 Cam Bonifay Special Assistant to GM
 "J" Harrison Special Assistant to the General Manager
 Marty Maier Special Assistant to the General Manager
 John Morris Special Assistant to the General Manager
 Jeff Schugel Special Assistant to the General Manager
 Gary Glover Professional Scout

Health & Performance

Geoff Head Senior Director of Health & Performance
 Dr. Timothy Kremchek Medical Director
 Sean McQueeney Head Athletic Trainer, PT, DPT, ATC
 Tomas Vera Assistant Athletic Trainer, ATC
 Takeshi Yamamoto Health & Performance Specialist
 Rob Fumagalli Director, Major Lg. Strength & Conditioning
 Aaron Reis Assistant Director, Major Lg. Str. & Cond.
 Will Gilmore Minor League Strength & Conditioning Coord.
 Danny Escobar Minor League Asst. Str. & Cond. Coord.
 Brad Epstein Director, Phys. Therapy/Asst. Athletic Trainer
 Alex Plum Major League Phys. Therapist & Rehab Coord.
 Eric Gonzalez Assistant Rehab Coordinator
 Garrett Valls Minor League Physical Therapist
 Ashley Meuser Major League Sports Dietician
 Leah Reitmayer Coordinator, Minor League Nutrition
 Aaron Cunanan Director of Applied Sports Science
 Dylan Suarez Applied Sports Science Coordinator
 Dan Adams Major League Applied Sports Scientist
 Ethan Stewart Applied Biomechanist
 Patrick Serbus Director, Minor League Athletic Training
 Clete Sigwart Manager, Athletic Training
 Manny Lopez Latin American Medical Coordinator
 Dr. Vanessa Shannon Director of Mental Skills
 Becky Schnakenberg Manager of Wellness & Education
 Rafael Castillo Wellness Coach
 Oscar Gutierrez Mental Skills Coach

Arizona Operations

Mike Saverino Operations Manager
 Branden Croteau Specialist, Player Development/AZ Ops.

Major League Team Travel

Gary Wahoff Senior Director, Team Travel

Media Relations

Rob Butcher Vice President, Media Relations
 Larry Herms Director, Media Relations
 Jamie Ramsey Director, Media Relations, Digital Content
 Jorge Merlos Spanish Translator/Media Relations Assistant
 Luke Shinoda Japanese Interpreter/Media Relations Coord.

Clubhouse

Rick Stowe Senior Director, Clubhouse Operations
 Josh Stewart Visiting Clubhouse Manager
 Mark Stowe Reds Clubhouse Assistant

BALLPARK OPERATIONS

Tim O'Connell Sr. Vice President of Facilities & Operations

Ballpark Operations

Sean Brown Vice President of Ballpark Operations
 Colleen Rodenberg Sr. Director of Ballpark Administration
 Jan Koshover Director of Guest and Event Ops.
 Matt Keifling Director of Ballpark Maintenance
 Jen Clemens Ballpark Administrative Services Manager
 Robert Burkhart Finish Carpenter
 Richard Kleinwachter Electrician
 Daniel Korb Electrician
 Johnny Dozier HVAC Technician

Bob O'Leary HVAC Technician
 Alex Schaefer HVAC Technician
 Don Eichstadt Refrigeration & Food Svc. Eqpt. Mechanic
 Larry Barnett Maintenance Worker I
 Joe Simpson Maintenance Worker I
 Jon Phelps Ops QA/QC
 Phil Stall Painter
 Daniel Schmaltz Plumber
 Joe Carr Shipping & Receiving Clerk

Field Operations

Derrick Grubbs Director of Grounds & Head Groundskeeper
 Robbie Dworkin Assistant Head Groundskeeper
 Devin Herman Grounds Supervisor
 Steve Myers Youth Academy Field Maintenance Manager

Public Safety and Security

Rick Neville Director of Public Safety and Security
 Craig Heintzelman K9/Security Supervisor
 Dewitt Anderson Public Safety Officer
 John Brehm Public Safety Officer
 Kyle DeWine Public Safety Officer
 Paul Fielor Public Safety Officer
 Kenneth Lewis Public Safety Officer
 Logan Lucas Public Safety Officer
 Richard Miller Public Safety Officer
 Bobby Pattan Public Safety Officer
 Patrick Sponser Public Safety Officer
 Vincent Steinwert Public Safety Officer
 Chris Steward Public Safety Officer
 Richard Toschlog Public Safety Officer

Public Safety K9 Teams

Craig Heintzelman & Gator Public Safety K9 Team
 Craig Heintzelman & Paisley Public Safety K9 Team
 Logan Lucas & Rookie Public Safety K9 Team
 Sara Coberly & Milan Public Safety K9 Team
 Steve Behard & Blizzy Public Safety K9 Team
 Charlie Sailor & Meta Public Safety K9 Team

BUSINESS OPERATIONS**COMMUNICATIONS AND MARKETING**

Ralph Mitchell Vice President of Comm. and Marketing
Communications, Digital Media & Creative Services
 Lisa Braun Sr. Director, Social Media & Content Strategy
 Jansen Dell Senior Director, Creative and Brand Strategy
 Jarrod Rollins Senior Director of Communications
 Michael Anderson Director of PR & Photography
 Amy Calo Director of Creative
 Chadwick Fischer Director of Social Media
 Audra Sordyl Director of Marketing
 Brendan Hader Communications Manager
 Michael King Manager of Creative Operations
 Nolan Mattson Social Media Manager
 Sara Green Graphic Designer
 Carter Kennedy Digital Graphic Designer
 Melissa Wamp Digital Video Specialist
 Lori Watt Promotional Purchasing/Broadcasting Admin.

PROMOTIONAL EVENTS AND PRODUCTIONS

Zach Bonkowski Vice President of Promo Events/Prod.

Promotional Events and Player Relations

Corey Hawthorne Director of Promo Events/Plyr. Relations

Jim Myers Authenticity Director

Sean Molloy Authenticity Coordinator

Kelsey Proctor Promotional Events Manager

Nick St. Pierre Promotional Events Manager

Productions

Jami Itiavkase Director of Productions

Billy Johnson Productions Manager

Brent Vinson Video Engineer - Technical Manager

Nick Prince Video Productions & Technical Specialist

Nicholas Wedige Motion Graphics Designer

Kaitlin Simcoe Content Productions Specialist

CORPORATE PARTNERSHIPS

Bill Reinberger Vice President of Corporate Partnerships

Dave Collins Director of Sponsorship Development

Dan Lewis Corporate Partnerships Manager

Todd Richardson Corporate Partnerships Manager

Jason Strine Corporate Partnerships Manager

Joe Zerhusen Broadcast and Affiliates Manager

Joanie Conkle CRM Manager

Jessica Jamison Senior Corporate Services Manager

Matt Pohlman Senior Corporate Services Manager

Malia Robinson Corporate Services Manager

Brandon Bowman Trafficking Coordinator

Denise Lockwood Assistant to Corporate Partnerships

FINANCE AND ADMINISTRATION

Bentley "B.J." Viator Vice President of Finance, Controller

Accounting

Jill Niemeyer Accounting Manager

Cathy Brakers Senior Accountant

Sherri Yerkes Staff Accountant

Human Resources

Victor Livisay Vice President, People & Culture

Amy Ford Manager, Benefits and Wellness

Stephanie Gibbs Talent Acquisition Manager

Alex Vigil HR Business Partner, Baseball Operations

Payroll

Leanna Priest Director of Financial Reporting and Payroll

Ayanna Goddard Senior Accounts Payable Specialist

INFORMATION TECHNOLOGY, BASEBALL DATA & DEVELOPMENT AND BUSINESS ANALYTICS

Brian Keys Senior Vice President of Technology

Baseball Data & Development

Mickey Mentzer Director of Data Systems & Development

Brett Elkins Sr. Systems Architect, Baseball Systems

Bryce Dugar Data Engineer, Baseball Systems

Andrew Kyne Data Quality Engineer, Baseball Systems

Joe Delia Developer, Baseball Systems

Katie Hulsman Application Developer

Nick Millet Developer, Baseball Systems

Sydney Jones Project Manager

Technology

Chris Renner Senior Systems Engineer

Alex Meyer Systems Engineer

Randy Newsome Systems Engineer

Clinton Van Andel Systems Support

Jason Stell DevOps. Engineer

Business Analytics

Mark Boone Business Analytics Developer

Kristin Elliott Business Application Manager

Paige Smith Senior Business Analyst

Joe Enriquez Application Developer

TICKETS AND BUSINESS DEVELOPMENT

Aaron Eisel Vice President of Ticketing and Business Dev.

Single Game Ticketing & Consumer Clubs

Kristen Meyers Director of Single Game Ticketing

Kayla Umberg Consumer Clubs Manager

Ryan Haynes Single Game Ticketing Coordinator

Special Events

Vicki Volp Sr. Manager of Special Events Sales and Ops.

Christian Sharp Manager of Special Event Operations

Abby Besson Event Services Coordinator

Ticket Operations

Jacob Widerschein Senior Director of Ticket Operations

Todd Wuest Director of Ticket Operations

Bev Bonavita Senior Manager of Season Ticket Operations

Billy Byrnes Senior Manager of Ticket Operations Events

John Rieder Group Operations Manager

Catie Bock Sr. Mgr. of Ticket Operations Customer Service

Matthew Ollerdisse Senior Manager of Ticketing Strategy

Jon Myers Ticketing CRM Manager

Emma Murphy Ticketing CRM Coordinator

Chris Calo Senior Business Analyst

Craig Warman Director of Customer Service

Frank Rosiello VIP Ticket Concierge

Ticket Sales and Service

Mark Schueler Senior Director of Ticket Sales & Service

Patrick Montague Director of Ticketing New Business

Shelley Volpenhein Director of Season Ticket Membership

Chris Bausano Director of Premium Sales & Service

Carmen Alberini Zerhusen Director of Group Sales & Dev.

Chris Herrell Season Sales Manager

Drew Whitaker Sales Development Manager

Blake Williams Sr. Account Executive, New Business Dev.

Jake Eby Account Executive, New Business Dev.

Eric Keller Sr. Account Executive, Retention and Sales

Nick Fedders Account Executive, Retention and Sales

Angel Gonzalez Account Executive, Retention and Sales

Tiffany Huffman Account Executive, Retention and Sales

Tori Priest Account Executive, Retention and Sales

Ryan Rizzo Premium Sales Manager

Megan Stuerenberg Sr. Premium Sales/Ownrshp Svcs. Exec.

Kory Hetzer Suites and Premium Service Executive

Craig Sample Premium Service Executive

Reilly Burns Group Account Executive

Cardell Carter Group Account Executive

Nick Geraci Group Account Executive

REDS COMMUNITY FUND AND COMMUNITY RELATIONS

Charley Frank Executive Director, RCF
 Lindsey Dingeldein Sr. Dir, Community Relations & Ops.
 Matthew Wagner Director of Finance, RCF and CR
 Jerome Wright Director, Reds Youth Academy
 Jeremy Hamilton Assistant Director, Reds Youth Academy
 Danielle Discepoli Outreach Programs Manager
 Sara Kohls Outreach Programs Coordinator
 Clarence Gordon Outreach Projects Coordinator
 Adriana Pons Diversity & Community Relations Coord.
 Celina Powell Fundraising Events Coordinator

REDS HALL OF FAME AND MUSEUM

Rick Walls Executive Director
 Chris Eckes Operations Manager/Chief Curator
 Erin Chamberlain Marketing and Development Manager
 Garrett Combs Marketing and Development Assistant
 Ken Freeman Education & Programming Manager
 Mark Harlow Ticket Operations Manager
 Sherry Rowland Membership Manager
 Christina Sprance Visitor Services and Retail Manager





ROBERT H. CASTELLINI

CHIEF EXECUTIVE OFFICER

On Nov. 2, 2005, the Cincinnati Reds announced that the controlling interest in the club would be acquired by a group of Cincinnatians led by Robert H. Castellini, Chairman of Castellini Company.

Other members of the group acquiring the controlling interest include Thomas L. Williams and W. Joseph Williams, Jr., President and Chairman, respectively, of Cincinnati based North American Properties.

The sale of the club was completed on Jan. 19, 2006, and Mr. Castellini assumed control of the Club as its Chief Executive Officer.

Mr. Castellini has been involved in Major League Baseball for close to 40 years. His involvement included a minor interest in the Cincinnati Reds as part of the Williams family ownership until that interest was sold in 1984. He became a partner in the Texas Rangers in 1989 and the Baltimore

Orioles in 1993. From 1995 until 2006 Mr. Castellini was a major partner in the St. Louis Cardinals. His interest in the Cardinals was sold as a condition of his acquisition of the Cincinnati Reds.

Mr. Castellini has been the Chairman of Castellini Group of Companies since 1992, following tenures as Executive Vice President from 1967–1970 and President from 1970–1992. The Castellini Company businesses include perishable distribution, food processing, public warehousing, transportation logistics and leasing.

In 1963, he graduated from Georgetown University with a degree in economics and after two years as an officer in the U.S. Army he received his MBA from Wharton Graduate School in 1967.


Mr. Castellini is very active in the Cincinnati community. He served as a member of the Board of Trustees for Xavier University as well as Chairman of Xavier’s Development Committee, member and Past President of the Cincinnati Business Committee, a member of the Commercial and Commonwealth Clubs of Cincinnati as well as past president of both clubs, member of the Chief Executives Organization and Past President of the Young Presidents’ Organization, Cincinnati Chapter. He donates his time as a board member of the Cincinnati Center City Development Committee (3CDC), chairman of the Joint Banks Steering Committee, Board Chair of Cincinnati Equity Fund and was instrumental in establishing the Good Samaritan Free Health Center.

He has also been a member of the boards of directors for PNC Bank, Ohio and United States Playing Card Company, Comair Airlines, Babson College Board of Trustees, Denison University Board of Trustees and President of the Queen City Club. Mr. Castellini has been Chairman of the Boards of Trustees for both Tri Health, Inc., the Good Samaritan Hospital and the Cincinnati Zoo, a Board of Trustees member for the National Underground Railroad Freedom Center and the Cincinnati Art Museum.

Bob is married to Susie Castellini and they have four children and 12 grandchildren.

REDS CEOs THROUGH THE YEARS

Aaron Champion.....	1869–70	Powel Crosley Jr.....	1934–46
Josiah L. Keck.....	1876–77	Warren C. Giles.....	1946–51
J. Wayne Neff.....	1878–79	Powel Crosley Jr.....	1951–61
Justus Thorner.....	1882–83	William O. DeWitt.....	1961–66
Aaron S. Stern.....	1884, 1887–90	Francis L. Dale.....	1967–73
George Herancourt.....	1885	Robert L. Howsam.....	1973–78
John Hauck.....	1886	Dick Wagner.....	1978–83
John T. Brush.....	1891–02	Robert L. Howsam.....	1983–85
Gary Herrmann.....	1902–27	Marge Schott.....	1985–99
C.J. McDiarmid.....	1928–29	Carl H. Lindner.....	1999–2006
Sidney Weil.....	1930–33	Robert H. Castellini.....	2006–Present



W. JOSEPH WILLIAMS, JR.

CHAIRMAN

Joe Williams is the Chairman of North American Properties, a national real estate development company. Mr. Williams joined North American as an Executive Vice President in 1970. He was the President from 1984 through 1994. Since 1994, he has served as Chairman of the Board.

Mr. Williams served in the United States Army prior to joining North American Properties.

Mr. Williams is Chairman and one of the principal owners of the Cincinnati Reds.

Mr. Williams' family has a long history with Major League Baseball. Mr. Williams' father, William J. Williams, Sr., served as Vice President and part owner of the Cincinnati Reds from 1966 to 1982 before becoming General Partner in 1982. During the period from 1970 to 1982, Mr. Williams, Jr. served on the Board of Directors of the Cincinnati Reds. The family sold its interest in 1984. In 1993, Mr. Williams became a part owner of the Baltimore Orioles. Mr. Williams was an owner of the St. Louis Cardinals from 1996 to 2005.

He graduated from Xavier University in 1969.

Joe Williams is married to Judy Williams. The Williams have two children.



THOMAS L. WILLIAMS

VICE CHAIRMAN

Tom Williams is President and Chief Executive Officer of North American Properties, a national real estate development company. He has been President of North American Properties since 1994 and served as Vice President from 1986 through 1994. He was an associate with the law firm Frost & Jacobs from 1983 through 1986.

Mr. Williams is Vice-Chairman and one of the principal owners of the Cincinnati Reds. He is a former owner of the St. Louis Cardinals from 1996 to 2006 and, prior to that, was an owner of the Baltimore Orioles.

Mr. Williams is one of the principal owners and a board member of Skyline Chili, Inc. He completed a purchase agreement in December 2020 to assure this iconic Cincinnati brand will remain privately held by local ownership with deep Cincinnati roots, while simultaneously positioning itself for continued success and growth.

Mr. Williams is a co-founder of Nehemiah Manufacturing Co. Nehemiah was founded in 2009 with the mission to build brands, create jobs, and change lives. Nehemiah is committed to bringing manufacturing jobs back to the inner city of Cincinnati to stimulate community development and economic growth. Nehemiah is a second chance company. Many employees who come to Nehemiah just need a chance to prove themselves.

Mr. Williams currently serves on numerous Boards including JobsOhio, The Western and Southern Financial Group, Skyline Chili, Inc., Nehemiah Manufacturing Co., The Cincinnati Equity Fund, The Cincinnati Center City Development Corporation (3CDC), Cintrifuse and the Cincinnati USA Regional Chamber. He is also a member of JobsOhio Executive Committee and Investment Committee. He is a member of Western and Southern's Executive Committee and Finance Committee and is Chairman of the Western & Southern Foundation. He chairs 3CDC's Development and Finance Committee, and he is a member of the Cintrifuse Executive Committee.

Mr. Williams is a member of the Commission for Inclusive Capitalism. He is a CoChair of the Child Poverty Collaborative. He is an advisory member of The Cincinnati Chamber's Workforce Innovation Center. He is a member of the RESTART Task Force convened to lead the Cincinnati region through the COVID-19 economic crisis and a member of the RESTART Economic Development Subcommittee. He is a member (past Chair) of REDI (Regional Economic Development Initiative) Cincinnati, and he is Co-Chair of Build Our New Bridge Now Coalition.

Mr. Williams is a member and past Chairman of the Cincinnati Business Committee (CBC), Co-Chair of the CBC's Economic Development Committee, and Co-Chair of the CBC's Education Committee. He is one of the founding members and past Chairman (August 2012 – April 2015) of the Cincinnati Regional Business Committee (CRBC) and serves on the Economic Development Committee, the Education Committee, and the Government Affairs Committee.

Mr. Williams is a board member of Accelerate Great Schools and Teach For America. He is also a board member of the Thomas J. Emery Memorial Foundation. He is Chairman Emeritus of the LISC Local Advisory Committee, and a member of the Cincinnati Art Museum Nominating Committee. He is also a member of the World Presidents' Organization and past member of the Young Presidents' Organization (past president), and a member of the Chief Executives Organization. He is member of the Commonwealth Club of Cincinnati (past president) and a member of the Commercial Club of Cincinnati (past President).

Some of Mr. Williams' past activities include membership of the boards of AAA Cincinnati, the Children's Home of Cincinnati, the Cincinnati Art Museum, the Cincinnati Zoo (past president), Downtown Cincinnati, Inc., Georgetown University's Board of Regents, Leadership Scholars, PNC Bank Ohio, The Port of Greater Cincinnati Development Authority, St. Joseph Home, Summit Country Day School, and Xavier University.

Mr. Williams is a member of the Camargo Club, the Cincinnati Country Club, Baker's Bay Golf and Ocean Club, Naples Yacht Club, Northport Point, the Queen City Club, Royal Poinciana Golf Club and the Snowmass Club.

Mr. Williams is a graduate of Georgetown University and the University of Cincinnati College of Law.

Tom Williams is married to Jenny Williams. The Williams have three children.



PHILLIP J. CASTELLINI

PRESIDENT AND CHIEF OPERATING OFFICER

As President and Chief Operating Officer of the Cincinnati Reds, Phillip J. Castellini is responsible for all business and ballpark operations of the organization, including a primary focus on the growth of new revenue through ticket sales, corporate sponsorships and special events. Mr. Castellini works closely with team concessionaire Delaware North Companies (DNC) on merchandising, licensing and food and beverage options. Additionally, Mr. Castellini oversees the Reds broadcast relationships.

During his tenure, Mr. Castellini has made fan engagement a priority throughout the organization. He successfully developed and produced the Reds commemoration of the Reds 150th Anniversary as the nation's first professional baseball team

throughout the 2019 season.

As head of business operations, Mr. Castellini has led the planning and design of the extensive capital improvements in and around the ballpark that enhance the fan experience. The Boone County Bourbon Press Club debuted in 2020, a bourbon themed premium seating area located behind home plate in the former press box offering first-class dining and amenities. In 2021, the new Tri Health Family Zone opened on the view level overlooking the Ohio River and The Banks Entertainment District. The Family Zone is a combination of indoor and outdoor interactive spaces including a kid's play area, family focused concession stand, beer and wine bar, large two seat swinging benches that overlook the river, miniature batting cages and relaxing lounge spaces for the whole family. The indoor spaces include a second Mother's nursing suite, a sensory room experience, reading and activity room.

Under Mr. Castellini's direction, locally renowned food and beverages are now served throughout the ballpark which broadly expands the traditional ballpark offerings. His commitment to fan entertainment reaches beyond the ballpark with the annual production of the best-in-class events such as Redsfest, the Opening Day Block Party, the Reds Caravan, the Hall of Fame Induction Gala, and numerous events for the Reds Community Fund.


Mr. Castellini also plays a pivotal role in the club's community efforts, serving as an executive committee board member for the Reds Community Fund. He assisted with the development of funding for the P&G Cincinnati MLB Urban Youth Academy in Roselawn, which broke ground in 2013 and opened in 2014. This academy is the first in the Midwest as part of Major League Baseball's Urban Youth Academy program. Annually, Mr. Castellini and the Reds Community Fund invests with other local partners in a Community Makeover Project for the purpose of improving the lives of that community by providing facilities where youth can enjoy baseball and other needed services.

On the league-wide level, Mr. Castellini was instrumental in securing Cincinnati as the host city for the 2015 Major League Baseball All-Star Game. He also represents the Reds as one of eight teams on Major League Baseball's Diversity & Inclusion and International Committees.

After first joining the Reds following the 2005 season as Senior Director of Business Operations, Mr. Castellini was promoted to Senior Vice President of Business Operations in January 2007 before assuming his current position in January 2008. He reports directly to Reds CEO Bob Castellini and works closely with the ownership group.

In addition to his Reds duties, Mr. Castellini is an active member of the Greater Cincinnati community. He is currently a member of institutions such as the TriHealth, Inc. Board, Cincinnati Regional Business Committee (CRBC) Board, REDI Cincinnati Executive Committee Board, Cincinnati Innovation District Advisory Council, Young Presidents' Organization, Commonwealth Club and Queen City Club. Since 1993 he also has served as President of Merchants Cold Storage in Walton, Kentucky.

A graduate of Babson College, Mr. Castellini has a Bachelor of Science, Marketing and Entrepreneurial studies and a minor in literature. He also has attended post-graduate studies through the University of Pittsburgh's Semester at Sea program. He and his wife Britt have five children: Lucia, Gabriella, Chloe, Millie and John James.





BARRY LARKIN

SENIOR ADVISOR TO PRESIDENT / CHIEF OPERATING OFFICER

Hall of Fame shortstop Barry Larkin is in his seventh season in the front office, his second as Senior Advisor to President and COO Phil Castellini after 5 years as Special Assistant to the General Manager. In his role, Larkin participates in the execution of the team's annual diversity, equity and inclusion efforts, supports existing and helps secure new corporate partner relationships, and represents the team at sponsored events. He also serves as a color analyst on Reds television broadcasts. The Cincinnati native spent his entire 19-year Major League career with the Reds. He was a 12-time National League All-Star, voted in five times as a starter. He won the 1995 NL MVP Award, a World Series championship in

1990, nine Louisville Slugger Silver Slugger Awards and three Rawlings Gold Glove Awards for defensive excellence. He was inducted into the Reds Hall of Fame in 2008 and into the National Baseball Hall of Fame in Cooperstown in 2012. Following retirement as a player, Larkin joined the front office of the Washington Nationals then went on to TV analyst roles at MLB Network and ESPN. In 2015, he rejoined the Reds organization as a roving minor league infield instructor.



NICK KRALL

VICE PRESIDENT, GENERAL MANAGER

Nick Krall enters his 20th season with the Reds, his fifth as Vice President, General Manager and his second as the head of the team's baseball operations department. On October 19, 2020 he was named the Reds' top baseball official. Krall spent the 2016 and 2017 seasons as Vice President, Assistant General Manager, and on May 9, 2018 he was named the Reds' 19th general manager. In that GM role, in 2020 he helped guide the club to its first Postseason appearance since 2013.

In his current General Manager role, he oversees all aspects of the Baseball Operations department. This includes all Major League operations: administration, arbitration, contract negotiations, rules and waivers compliance, and player acquisitions, Player Development, Amateur Scouting, International Scouting, Professional and Analytics. In his previous role, Krall oversaw the Professional Scouting department and the Baseball Operations Intern program, which has led to numerous former interns finding employment in the baseball industry.

Krall was hired by the Reds in 2003 to oversee the team's advance scouting preparation. In 2008, he was promoted to Assistant Director of Baseball Operations, a role he served until 2013, when he was promoted to Asst. Director of Baseball Operations. In 2014, he became Sr. Director of Baseball Operations and in 2015 was promoted to Assistant GM. Before coming to Cincinnati, Krall worked for the Oakland Athletics during the 2001 and 2002 seasons, in various capacities, including Baseball Operations. Prior to his stint in Oakland, he interned for the now defunct New Jersey Cardinals of the NY Penn League. A Rossville, PA native, Krall received his B.E. in Kinesiology from Louisiana State University in 2000. He currently resides in Northern Kentucky with his wife and their two daughters.

REDS GENERAL MANAGERS THROUGH THE YEARS

John Brush	1891-02	Dick Wagner	1978-83
Garry Herrmann	1902-27	Bill Bergesch	1984-87
C.J. McDiarmid	1927-29	Murray Cook	1987-89
Sidney Weil	1929-33	Bob Quinn	1989-92
Larry MacPhail	1933-36	Jim Bowden	1992-2003
Warren Giles	1936-51	Dan O'Brien	2003-06
Gabe Paul	1951-60	Wayne Krivsky	2006-08
William O. DeWitt	1960-66	Walt Jocketty	2008-2015
Bob Howsam	1967-78, 1983-84	Dick Williams	2016-2018
		Nick Krall	2018-Present



WALT JOCKETTY

EXECUTIVE ADVISOR TO THE CEO

After serving from 2008–2016 as the President of Baseball Operations and General Manager for the Reds, Mr. Jocketty transitioned into a new role as Executive Advisor to the CEO. Mr. Jocketty is in his 46th season in pro baseball. After the 2014 season, Mr. Jocketty received the John Schuerholz Award honoring his 20 years of service as a general manager. In 2010, he was named Major League Baseball's Executive of the Year by Sporting News after leading the Reds to an NL Central title and the club's first playoff appearance since 1995. He previously received that honor in 2000 and 2004 and the same from Baseball America in 2000. In 2004, he also received the Rube Foster Legacy Award from the Negro Hall of Fame as National League Executive of the Year. Before joining the Reds, Mr. Jocketty spent 13 years with the St. Louis Cardinals as Vice President and General Manager. He assembled teams that made seven playoff appearances and won six outright NL Central titles, two NL pennants and the 2006 World Series. In February 2007, he was inducted into the Missouri Sports Hall of Fame. In 1993, prior to his tenure with the Cardinals, Mr. Jocketty joined the Colorado Rockies as assistant general manager/player personnel. This was after working for the Oakland Athletics for 14 seasons where he was hired in 1980 as director of minor league operations and scouting and later, director of baseball administration. He was instrumental in overhauling the organization's minor league system and played a key role in establishing the Arizona Rookie League and the Dominican Summer League. Mr. Jocketty and his wife, Sue, reside in Paradise Valley, AZ. Their daughter Ashley and son Joey also reside in Phoenix, AZ. Joey is starting his seventh year as a scout for the Reds.



KAREN FORGUS

SENIOR VICE PRESIDENT OF BUSINESS OPERATIONS

Karen Forgus is a native Cincinnati and lifelong Reds fan who is in her 16th season with the organization, joining in December 2006 as Vice President of Marketing and Communications before later assuming her current role as Senior Vice President of Business Operations. She and Phil Castellini serve as the lead- liaisons for the Reds' civic, business, and non-profit relationships, as well as with Major League Baseball for business operations.

In her current role, Karen oversees ticket sales, corporate sponsorships, community relations, marketing, communications, broadcasting, in-game entertainment and productions, consumer clubs, public relations, and promotional events. Karen leads the Reds Way customer service model used in-park by Reds employees and Reds partners. And she directs social and digital media strategy.

In 2014, Karen was selected as a "Game Changer" by Sports Business Journal. The honor is presented annually to recognize women who are having a major impact in sports business.

Karen is on the boards of the Cincinnati USA Regional Chamber and the Convention & Visitors Bureau, the Cincinnati Reds Hall of Fame, and the Reds Community Fund. She serves on the 3CDC Event & Sponsorship Committee, the Xavier University Leadership Advisory Council, and is a member of the Cincinnati Women's Executive Forum.

Karen holds a Bachelor of Science degree from the University of Dayton. Her daughters Rachel, Leah and Hope carry the same love of Reds baseball that began with Karen's parents, Bob and Jean Kraft.



DOUGLAS W. HEALY

SENIOR VICE PRESIDENT OF FINANCE AND CHIEF FINANCIAL OFFICER

Douglas W. Healy is the Vice President and Chief Financial Officer of the Cincinnati Reds, a role he has held since December 2006 after being hired as the senior director of finance in March 2006. Doug has spent his professional career in Cincinnati since graduating from Xavier University in 1997. He came to the Reds from Multi-Color Corporation where he was the director of financial reporting and prior to that a senior manager with Deloitte. He also sits on several boards and committees for various nonprofits throughout Cincinnati. Doug's responsibilities with the Reds include finance, accounting, treasury, risk, human resources and information technology. Doug and his wife, Emily, live in West Chester, Ohio, along with their daughters: Abigail, Sophie and Libby.



JAMES A. MARX, ESQ

CHIEF LEGAL OFFICER

James A. Marx joined the Reds as Vice President and General Counsel on Jan. 1, 2008. Jim is formerly a partner with the law firm of Dinsmore & Shohl LLP, where he remains of-counsel. Since January 2006, Jim has served as the Reds' primary legal counsel and has been responsible for all facets of the Reds' legal work. Jim received his juris doctorate from The Ohio State University College of Law in 1997, his Masters of Business Administration (1989) and his Bachelor of Arts in International Relations (1986) from the University of Cincinnati. Jim serves on several community nonprofits boards, including the Reds Hall of Fame and Museum and the Reds Community Fund.

BASEBALL OPERATIONS



SAM GROSSMAN - Vice President, Assistant General Manager

Sam Grossman is in his 16th season with the Cincinnati Reds and seventh as Assistant General Manager. In this role, he performs a variety of duties including management of the Reds Analytics and Health & Performance departments; creating and maintaining the baseball operations budgets; supporting Major League operations and administration; and providing input for the Major League team, player development, amateur, international and professional scouting. He has also been involved in the design and construction of the Reds player development complex in Arizona and the renovation of their Dominican academy. Grossman began his career with the Reds as a Baseball Operations Assistant in 2007 and has held titles of Manager of Baseball Research and Analysis, Director of Baseball Research and Analysis and Senior Director of Baseball Analytics. Before joining the Reds, he worked for the Milwaukee

Brewers Video Advance Scouting department and the Boston Red Sox Florida Operations. A 2001 graduate of Northwestern University with a BA in Mathematics, he spent several years as an actuarial analyst prior to working in baseball. He lives in Cincinnati with his wife Jamie, daughters Anna and Sadie and their canine pals Lucy and Jingles.



BUDDY BELL - VP, Senior Advisor to President of Baseball Operations

Buddy Bell is in his fifth season as Vice President, Senior Advisor to the President of Baseball Operations. He spent four seasons playing with the Reds from 1985-1988 and then joined the organization's front office for the 1999 season as minor league field coordinator. Bell worked for the Chicago White Sox the previous 14 seasons, including the last five years as Vice President/Assistant GM. He assisted in Major League roster and staffing decisions, took on amateur and special scouting assignments and oversaw the team's player development system. Bell played 18 seasons with the Cleveland Indians (1972-1978), Texas Rangers (1979-1985, 1989), Reds and Houston Astros (1988). He was a six-time Rawlings Gold Glove Award winner, a five-time All-Star and was elected to the Texas Rangers Hall of Fame in 2004. Bell spent 13 seasons on Major League field staffs, including nine as manager in Detroit (1996-98), Colorado (2000-2002) and

Kansas City (2005-2007). Bell has five children: David, Mike, Ricky, Kristi and Traci. David played in the majors from 1995-2006 and is the current manager of the Cincinnati Reds. Mike was selected by Texas in the first round in 1993, played for the Reds in 2000 and worked in Major League Baseball for the Arizona Diamondbacks and the Minnesota Twins. Ricky was drafted by the Dodgers in the third round in 1997 and played 10 minor league seasons. Buddy and his father, Gus, who played in the Major Leagues from 1950-1964, established a record for hits by a father/son duo (4,337), later broken by Barry and Bobby Bonds. Bell graduated from Cincinnati's Moeller High School and attended Xavier University and Miami (Ohio) University.



CHRIS BUCKLEY - Vice President, Player Personnel

Chris Buckley enters his 17th season in the Reds organization, his fourth as Vice President, Player Personnel. He was one of former general manager Wayne Krivsky's first hires in February 2006 and oversees all aspects of scouting for the June First-Year Player Draft. Before joining the Reds, in January 2006 Buckley had a brief stint with the Chicago Cubs as special assistant to the general manager. Prior to that, he spent 17 years as a member of the Toronto Blue Jays staff in a variety of roles focused mostly on scouting, including director of scouting from 2000-'03. Buckley also worked as an area scout in Florida (1989-'95), national cross checker (1996-'00) and special assistant to the general manager (2003-'05).



JEFF GRAUPE - Senior Director, Player Acquisition & Strategy

Jeff Graupe is in his 17th season with the Reds and in his first as Senior Director, Player Acquisition & Strategy. He spent the previous three years as Senior Director, Player Personnel and continues to be actively involved in player evaluation and the decisions to acquire both amateur and professional players. Graupe was named the Director of Player Development in 2012 and was promoted to Senior Director, Player Development in 2016. He is instrumental in evaluations, acquisition strategy and negotiations across all markets – amateur, pro and international. He plays a key role in salary arbitration, free agent recruiting and draft negotiations as the Reds look for new and creative ways to acquire talent. Graupe graduated from Blair Academy in New Jersey in 2002 before becoming a four-year letter-winner and captain of the baseball team at Haverford College, where he earned a degree in history. He and his wife, Margaret, live in Anderson with daughters Summer, Charlie and Louise.



CAM BONIFAY - Special Assistant to the General Manager, Player Personnel

Cam Bonifay, 70, enters his 20th year with the Reds in multiple roles including Scouting Supervisor and Special Assistant to the GM/Player Personnel, which encompasses the complete evaluation of the Reds Major League and minor league system, as well as special projects for GM Nick Krall. From 1982-87 as a scouting supervisor, Bonifay drafted All-Star Reggie Sanders and signed Major Leaguers Reggie Jefferson, Kal Daniels, Marty Brown and Milt Hill. He previously worked for the Pittsburgh Pirates as Scouting Director and Assistant General Manager, and was Executive Vice President/General Manager from 1993-2001. In 1997, the Pirates were named "Organization of the Year" by USA Today, and Bonifay was named "Executive of the Year" by The Sporting News. From 2002-05, he worked for the Tampa Bay Rays as Director of Player Personnel directing both the scouting department in amateur player acquisition

in the First Year Player Draft and amateur free agent signings, and the Player Development Department. From October of 2007-2008, he joined the St. Louis Cardinals as a special assistant to Walt Jocketty, evaluating the American League East Division. Bonifay begins his 45th year in professional baseball as a player and baseball operations staff member and executive, after graduating from Georgia Tech. He was a four-year letterman in baseball and three-year letterman in football, and is a member of the Georgia Tech Athletic Hall of Fame, as well as the Georgia Sports Hall of Fame in Macon, GA. And in 2021, Bonifay was inducted into the Georgia Scouts Association Hall of Fame. Bonifay and wife Leigh live in Greensboro, Georgia. They have six children, Jonathan, Josh, Jennifer, Ryan, Michael and Anna, and five grandchildren, Jake, Cameron, Cora, Caroline and Cole.



“J” HARRISON - Special Assistant to the General Manager

“J” Harrison joined the Reds Organization on October 12, 2006, when he was hired as the Director of Professional Scouting. In 2009, he was named to his current role as Special Assistant to the General Manager. In 2022, “J” will begin his 26th season in Professional Baseball which began on December 1, 1996, with the Atlanta Braves. Harrison served as an Area and Regional Scouting Supervisor with the Braves until 2004 before joining the Milwaukee Brewers Professional Scouting Staff for the 2005 and 2006 seasons. In addition to his US Amateur and Professional Scouting experience, “J” has made multiple scouting trips to both Venezuela and Mexico. In 2019, he added a crosschecking assignment in Asia, evaluating talent in Korea and Japan. From 1994-96, prior to joining the professional ranks, he was an assistant coach and recruiting coordinator at Chico State University in Chico, CA. In 1992, Harrison graduated from

Lewis-Clark State College in Lewiston, Idaho with a degree in Communications where he also played for College Baseball Hall of Fame Coach Ed Cheff. He was a member of the 1991 and 1992 NAIA National Champion baseball teams. Harrison and his wife, April, have two daughters, Jaysa, 19, and Eryn, 17.



MARTY MAIER - Special Assistant to the General Manager

Marty Maier joined the Reds in November 2010 as a Special Assistant to the General Manager and 2022 will mark his 43rd season in scouting. In January 2017, he was recognized for contributions to the game when he received the “Legends in Scouting Award” during the Professional Baseball Scouts Foundation’s 14th annual “In the Spirit of the Game” awards banquet in Los Angeles. Maier spent 2007-2010 with the Kansas City Royals as a national supervisor and was instrumental in the drafting of Mike Moustakas, Eric Hosmer, and many others. Maier spent 24 years with the St. Louis Cardinals as an area scout, Latin American coordinator, assistant director of scouting, scouting director and special assistant to the GM. As an area scout he signed many Major League players for the Cardinals including Vince Coleman, Lance Johnson, Danny Cox and Luis Alicea. As the director of scouting, Maier was responsible for

drafting and signing Rick Ankiel, Dan Haren, Matt Morris, Placido Polanco, Brendan Ryan, Skip Schumaker, and Jason Motte. Maier also spent three years with the Los Angeles Dodgers as a special assignment scout. He was inducted into the Southeastern Scouts Association Hall of Fame in 2003. Maier was signed by the Royals in 1974 after playing college baseball at Florida State University. The former infielder played in both Royals and Yankees systems. A native of Hollywood, Florida, Maier and his wife Diane currently live in Chesterfield, Missouri, and have three sons: Zackary, Jacob and Max.



JOHN MORRIS - Special Assistant to the General Manager

John Morris enters his 16th season with the Reds in the Pro Scouting Department. He was named Special Assistant to the GM on November 1, 2012. Prior to joining the Reds John spent nine seasons in player development with the Philadelphia Phillies and California Angels as a manager and coach. After an All-American career as an outfielder at Seton Hall University John became a first round draft pick of the Kansas City Royals in 1982. His playing career included seven seasons in the Major Leagues with the St. Louis Cardinals, Philadelphia Phillies and California Angels. He was an outfielder for the 1987 National League Champion St. Louis Cardinals. After his playing career ended in 1993, John returned to Seton Hall University to complete his degree in Political Science. John is a member of the Seton Hall University Athletic Hall of Fame, the Cape Cod Baseball League Hall of Fame and the New York State Baseball Hall of Fame. He lives in New Canaan, Connecticut, with his wife Marilena.



JEFF SCHUGEL - Special Assistant to the General Manager

Schugel is in his eighth season as a Special Assistant to the GM. The 2022 season will be Schugel's 35th year in scouting and 38th year in baseball. Schugel played and started his scouting career with the Minnesota Twins, serving as their Florida Scouting Supervisor and later their East Coast Supervisor. He has since worked with the Colorado Rockies (National Cross-Checker, Director of International Scouting), Los Angeles Dodgers (Director of International Scouting, Major League Scouting), Los Angeles Angels (Major League Scout), and Atlanta Braves (Major League Scout). A native of New Ulm, Minnesota, Schugel was signed by the Twins in 1983 after playing college baseball and hockey at Minnesota State University. Schugel and his wife Tammy live in Highlands Ranch, Colorado, and their son A.J. has pitched in the Major Leagues for both the Arizona Diamondbacks and Pittsburgh Pirates.



SHAWN PENDER - Vice President, Player Development

Shawn Pender enters his 15th season with the Reds and fourth as Vice President of Player Development. Pender has worked in multiple capacities with the Reds and throughout his professional baseball career both in scouting and player development. He originally signed with the Pittsburgh Pirates in 1984, following a two-year playing career he began a scouting career as an area scout with the Astros in Florida. He has served as a Cross Checker, a National Supervisor, and Special Assistant as well as having worked as a minor league manager and coach in his 30+ years in professional baseball. Pender graduated from Rollins College in Winter Park, Fla and the Episcopal Academy in Philadelphia. He is a member of both the Rollins College Athletic Hall of Fame and Episcopal Academy's Hall of Fame. In 2019, Pender was inducted into the

Mid Atlantic Scouts Hall of Fame. Shawn resides in Haverford, Pa with his wife Peg. They have four children as well as three grandchildren (Rory, Lennox and Sosi).



GEOFF HEAD - Senior Director of Health and Performance

Geoff is entering his 15th year in professional baseball and third year as Senior Director of Health and Performance for the Reds. He had spent the previous 12 seasons with the San Francisco Giants. During his time with the Giants, he served in a number of roles, including S&C Coordinator (2008-2015), ML Sports Scientist (2015-2017), and Assistant Director of Player Development – Director of Sports Medicine (2017-2019). Geoff received his M.S. in Kinesiology with an emphasis in Sports Conditioning from A.T. Still University. In his role, Geoff works within the Reds front office to provide leadership in the specialties of Athletic Training, Rehab, Strength and Conditioning, Mental Skills, Nutrition, Sports Science, and Wellness/Education for our Major League team and Player Development system.



PATRICK SERBUS - Director of Athletic Training, M.Ed., ATC, CSCS

Patrick Serbus is in his 22nd season in professional baseball, his 13th with the Reds and his sixth as Director of Athletic Training. He was named Medical Coordinator of the Year in 2019 by his peers in the Professional Baseball Athletic Trainers Society. From 2013-2016, he was the player development Athletic Training Coordinator and from 2010-2012 served as the organization's Medical Administrator. Serbus has previously worked as a Certified Athletic Trainer for the Arizona Diamondbacks, San Francisco Giants and Detroit Tigers, with experience at every level of minor league baseball. Serbus holds a master's degree in exercise physiology from Texas State University (2000) and a bachelor's degree in athletic training from Illinois State University (1998). He lives in Goodyear, AZ.



AARON CUNANAN - Director, Applied Sports Science, PhD, CSCS

Aaron Cunanan is in his first season in the organization after stints as the performance support manager for the UFC Performance Institute and sport science coordinator for the Giants. Cunanan completed his PhD in sport physiology and performance from East Tennessee State University, where he served as an assistant coach and lead sport scientist at the U.S. Olympic Training Site for weightlifting. He completed his bachelor's degree in sociology and master's degree in kinesiology and wellness from Louisiana State University-Shreveport and was an assistant coach at the USA Weightlifting Center for High Performance and Development in Shreveport, LA.



DR. VANESSA SHANNON - Director of Mental Skills

Dr. Vanessa Shannon is the Director of Mental Skills for the Cincinnati Reds. Dr. Shannon joined the Reds in the Spring of 2022 after spending seven years as the Director of Mental Performance for the University of Louisville Athletics Department and Norton Sports Health. Prior to Louisville, Dr. Shannon spent two years at IMG Academy in Bradenton, FL where she served as a Mental Conditioning Coach, coordinated Psychological Test Preparation for the NFL Combine Training Program, and served as a Vision Training Coach for the Major League Baseball Off-Season Training Program. She began her career in academia where she spent 5 years as a faculty member in the Sport and Exercise Psychology Program at West Virginia University and 3 years as department chair of Exercise and Sport Sciences at Tennessee Wesleyan University. Dr. Shannon is a Certified Mental Performance Consultant and holds a PhD in Sport

Studies with a specialization in Applied Sport Psychology and a concentration in Counseling from the University of Tennessee, Knoxville, an MS in Exercise Psychology from Kansas State University, and BAs in Health and Human Performance and Psychology from Rice University.



ERIC DAVIS - Special Assistant, Player Performance

Reds Hall of Fame outfielder Eric Davis officially joined the organization on November 1, 2008 as Special Assistant to the GM. He previously worked with the club during spring training as a special instructor. A two-time National League All-Star, Davis spent nine of his 17 seasons with the Reds (1984-91, '96) and was inducted into the club's Hall of Fame on June 11, 2005. He finished his Major League career with a .269 batting average, 282 home runs, 934 RBI and 349 stolen bases in 1,626 games with the Reds, Dodgers (1992-93), Tigers (1993, 94), Orioles (1997-98), Cardinals (1999-00) and Giants (2001). Davis was a three-time Gold Glove winner, a two-time Silver Slugger recipient and posted seven 20 homer/20 stolen base seasons, including the first 30/30 campaign in Reds history (1987). He twice won Comeback Player of the Year honors. Davis originally retired after the 1994 season because of a herniated disc in

his neck but returned in 1996 to bat .287 with 26 HR, 83 RBI and 23 stolen bases in 129 games for the Reds. He overcame adversity once again in 1998, when he came back from colon cancer to bat a career-high .327 with 28 HR and 89 RBI in 131 games for the Orioles.



BILL DORAN - Special Assistant, Player Development

Bill Doran is in his fourth season as Special Assistant, Player Development after spending five seasons as the organization's player development field coordinator. Before that, Doran spent five seasons as the assistant field coordinator. In 2008, he served as the infield/baserunning coordinator. During the 2006 and 2007 seasons he was manager Buddy Bell's bench coach with the Kansas City Royals. After a brief stint as the hitting coach at Class A Tampa (Yankees), Doran joined the Royals' Major League staff in June 2005 as first base coach/infielders coach. From 1995-2001, the former second baseman spent time in the Reds organization working as a minor league instructor (1995-99), minor league field coordinator (1999), director of player development (1999-2000) and special assistant to the general manager (2000). He served as the Reds' first base coach during the 2001 season. Doran hit .266 during his 12-year big league career with the Astros (1982-1990), Reds (1990-92) and Brewers (1993) and was a member of the Reds' 1990 World Series championship team. In 1991 he was selected as the first recipient of the Good Guy Award by the local chapter of the BBWAA. Bill is a graduate of Cincinnati's Mt. Healthy High School and played baseball at the esteemed Miami University in Oxford. He resides in Cincinnati.



MARIO SOTO - Special Assistant, Player Performance

Reds Hall of Fame pitcher Mario Soto officially joined the organization on November 1, 2008 as Special Assistant to the GM. The right-hander previously worked with the club during spring training as a special instructor. A three-time National League All-Star, Soto spent his entire 12-year Major League career with the Reds and in 224 starts amassed a 100-92 record with a 3.47 ERA, 72 complete games and 1,449 strikeouts. His devastating changeup often was called the best in baseball. From 1981-85, no pitcher in baseball recorded more strikeouts than Soto's 1,066. In 1982, he recorded 274 strikeouts, a franchise single-season record that still stands. Soto led the National League in starts in 1981 (25), in complete games in 1983 (18) and 1984 (13) and in strikeouts per 9 innings ratio in 1980 (8.61) and 1982 (9.57). He was inducted into the Reds Hall of Fame in 2001. Soto was the pitching coach for the Dominican Republic in the 2009 World Baseball Classic.



BRAD MEADOR - Vice President/Assistant GM, Scouting & Player Development

Brad Meador is in his 13th year with the Reds, the first in his new role as Vice President/Assistant General Manager, Scouting and Player Development. He spent the previous three seasons as the organization's Director, Amateur Scouting overseeing the amateur scouting department and all aspects of scouting for the annual first-year player draft. Meador joined the organization as an area supervisor in 2009 and spent two years as the Reds' Midwest cross checker. Before joining the Reds, he spent 10 years at the University of Cincinnati as the Bearcats' recruiting coordinator and associate head coach. Prior to his stint at UC, Meador spent two seasons as an assistant coach at New Mexico State University. He lives in Cincinnati with wife Kara and children Brooklyn and Ryan.



ROB COUGHLIN - Senior Director, Professional Scouting

Rob Coughlin is entering his 15th season with the Reds and first as Senior Director, Professional Scouting. He spent the previous three seasons as Director, Professional Scouting. Coughlin manages a staff of professional scouts and is responsible for the collection and dissemination of information on all players at the Major League and minor league levels. He manages the process for and provides recommendations on all potential professional player acquisitions including free agent signings, waiver claims, trades and the Rule 5 draft. He also oversees the Reds' Pacific Rim and independent league scouting operations. Before his promotion to Director, Professional Scouting, he served two seasons as Assistant Director, Professional Scouting and seven seasons as Manager, Video Scouting. Coughlin originally was hired by the Reds in 2008 as a baseball operations intern. A native of Saratoga Springs, New York, he graduated in 2007 from Wesleyan University in Connecticut where he earned a degree in economics and was captain of the baseball team. Rob and his wife, Emily, reside in Cincinnati with their daughter, Jane.



TREY HENDRICKS - Senior Director, International Scouting

Trey Hendricks is in his fourth season with the Reds, his first as Senior Director, International Scouting. He spent the previous three years as Director, International Scouting overseeing all amateur scouting operations in Latin America, Asia, Europe, and Australia. Prior to joining the organization, Hendricks spent one year as an international cross checker for the Rangers and six years with the Indians in a variety of roles, including international scouting, professional scouting and advance scouting. He played professionally for seven seasons, including three seasons in the Diamondbacks organization (24th-round pick in 2004), two seasons in various independent leagues across the United States and two seasons in the German Bundesliga. The Houston native is a 2004 graduate of Harvard University, where he received a degree in government-international relations, and a 2011 graduate of the University of Miami (FL) School of Law, where he graduated with honors. Hendricks was admitted to the Illinois bar in 2012. In 2019, he was inducted into the Harvard Varsity Club Hall of Fame in recognition of his standout baseball career. He resides in Broadview Heights, Ohio with wife Stacy and sons Austin (8) and Dustin (5).



JOE KATUSKA - Director, Amateur Scouting

Joe Katuska is in 18th season in the organization and his first as Director, Amateur Scouting. He spent the previous three seasons as Assistant Director, Scouting/National Crosschecker. Katuska began working for the Reds full time in November 2006 as a baseball operations assistant following a two-season internship. He joined the amateur scouting staff in September 2007 as a scouting supervisor, and in eight drafts in that role signed four Major League players. In October 2015, Joe was named Midwest Cross Checker and worked in that role for the 2016, 2017 and 2018 first-year player drafts. He graduated in 2003 with a bachelor of arts degree in American studies from Amherst College, where he was a four-year letter winner for and captain of the baseball team. Originally a resident of Southborough, Massachusetts, Katuska lives in Cincinnati with wife Abby and children Annie, Jackie, Chase and John.



PAUL PIERSON - Assistant Director, Amateur Scouting / Midwest Crosschecker

Paul Pierson enters his 25th season with the Reds organization and has served in a variety of roles as area scout in the Midwest, scout in Pacific Rim, Assistant Director of Player Development, and has been in his current role since 2005. This year, Pierson will add Midwest Crosschecker duties to his existing role, where he assists Joe Katuska, Director, Amateur Scouting in all aspects of the June First-Year Player Draft. Pierson earned his undergraduate degree in Sports Management from St. Leo University while a member of their baseball team. Pierson played one year of independent professional baseball in the Northern league in 1996. He later earned master's degree in Kinesiology from Indiana University. He and his wife Jennifer reside in Cincinnati with their three children, Olivia, Luke and Will.



GREG McMILLIN - Assistant Director, Player Development & Intl' Scouting

Greg McMillin is in his fourth year with the Reds, the first in his new role as Assistant Director of Player Development & International Scouting. He previously joined the Reds as the club's Assistant Director of International Scouting in December 2018. In prior years, he served as the Coordinator of International Scouting for the Philadelphia Phillies. Previously, Greg worked for the Office of the Commissioner of Baseball, the Houston Astros, the Mississippi Braves, and in the Dominican Republic with the Tampa Bay Rays. He also worked for the Reds as a Baseball Operations Intern in 2015. A native of Madison, Mississippi, Greg earned his undergraduate degree at Vanderbilt University (2012), where he studied economics and Spanish. He later received his JD from Emory University School of Law (2015), his MBA from Emory University's Goizueta Business School (2015), and was admitted to the Pennsylvania Bar in 2017. Greg resides in Cincinnati with his wife, Claudia.



NICK WAN - Director of Analytics

Nick Wan is in his fourth season in the organization, his first as Director of Analytics. He oversees the day-to-day analytics operations for the Major League team, Player Development, Health & Performance, Professional Scouting and Amateur Scouting. Wan previously spent 3 years as a data scientist with the Reds, developing analytics for the Major League team and Player Development and Mental Skills departments. He returned to the Reds in 2022 after spending a year as the Manager of Data Science for Kentucky Fried Chicken, where he built out data science capabilities for the United States operations. Wan earned his Ph.D. in Psychology from Utah State University, where he studied the neuroscience of social strategies, and earned his B.S. in Psychology from Saint Mary's College of California. He also is the game show host for SLICED, a competitive data science competition that is streamed on his Twitch channel. His last name rhymes with "ran."



JEREMY FARRELL - Director, Player Development

Jeremy Farrell is in his first season in the organization. He spent the last six seasons in the Cubs' player development department as a hitting coach, infield coordinator, field coordinator and most recently as director of baseball development. Farrell was a hitting coach at Rookie Mesa in 2016 and at Class A South Bend in 2017. Originally selected by Pittsburgh in the eighth round of the June 2008 First-Year Player Draft, the former infielder played eight seasons in the minor leagues in the Pirates (2008-2012) and White Sox (2013-2015) organizations. His father, John, is a former manager of the Red Sox and recently served as a scout for the Reds. His brother Shane is the director of amateur scouting for the Toronto Blue Jays, and brother Luke pitched for the Reds in 2017.

MEDICAL STAFF



DR. TIMOTHY E. KREMCHEK, MD - Medical Director

Dr. Tim Kremchek, founding partner of Beacon Orthopaedics & Sports Medicine, was appointed the Reds team physician in 1996. Now in his 26th year as Reds Medical Director and Chief Orthopaedic Surgeon, Dr. Kremchek oversees the organization's major and minor league medical programs. Dr. Kremchek has become a nationally recognized consultant for athletes in Major League Baseball and other sports at the high school, amateur and professional ranking. He is a Cincinnati native and a 1986 graduate of University of Cincinnati's College of Medicine. He completed his orthopaedic surgery residency at Tufts University in Boston, then studied under sports medicine pioneer Dr. James Andrews during an American Sports Medicine Institute fellowship. Dr. Kremchek and his partners opened their practice in 2003 in Sharonville, and today offer a state-of-the-art, one-stop orthopaedic medical center that includes MRI, physical therapy, outpatient surgery at 13 locations across Cincinnati and Dayton. In 2012 Dr. Kremchek, as Program Director, began the first ever ACGME accredited Beacon Orthopaedic Sports Medicine Fellowship training program for orthopaedic surgeons. He has also been named a "Top Doctor" annually by Cincinnati Magazine, most recently in 2021.

ADDITIONAL MEDICAL STAFF

Robert Burger, MD	Orthopaedic Surgeon	Mickey McNeil, LMT	Massage Therapist
Drew Burleson, MD	Orthopaedic Surgeon	James Meranus, MD	Radiologist Consultant
Peter Cha, MD	Orthopaedic Surgeon	Adam Miller, MD	Foot and Ankle Specialist
Andrew Razzano, DO	Orthopaedic Surgeon	Ian Rodway, MD	Orthopaedic Spine Surgeon
Stephen Cleves, MD	Internist	Michael Rohlfis, DC	Chiropractic Consultant
Alex Della Bella, DMD	Dental Consultant	Nick Rohlfis, DC	Chiropractic Consultant
Alex Donath, MD	Plastic Surgery	Robert Benza, MD	Ophthalmologist
Mohab Foad, MD	Hand Specialist	Michael Kreeger, MD	Radiologist Consultant
Doug Harris	Medical Liaison	Sunil Misra, MD	Radiologist Consultant
George Matic, MD	Primary Care	James Schafer, MD	Radiologist Consultant

BROADCASTERS

**JOHN SADAK**

John Sadak is in his second season as the lead play-by-play broadcaster for the Reds Television Network. John Sadak is a play-by-play announcer with CBS Sports TV and Westwood One Radio. Sadak's broadcast work includes play-by-play in the NFL, NBA, Major League Baseball, college football, basketball, baseball, softball, soccer, lacrosse, ice hockey, volleyball, water polo and field hockey. Sadak's work has aired on essentially every national network in the country. He spent nearly a decade as the voice of Princeton Tigers men's basketball, Delaware Fighting Blue Hens women's basketball and the Advanced-A Wilmington Blue Rocks, before taking the lead announcing role with the Triple-A Scranton/Wilkes Barre RailRiders in 2013. Beginning in 2015, Sadak's Westwood One work expanded to include the NCAA basketball tournament and the NFL on Westwood One. In 2019, Sadak filled in calling Chicago Bulls games on both NBC Sports Chicago and WGN-TV along with New York Mets games on WCBS Radio. Sadak has been honored by Baseball America, Ballpark Digest, the National Sportscasters and Sportswriters Association, Delaware Press Association, Philadelphia Press Association, New Jersey Associated Press Broadcasters Association, Communicator Awards, Society of Professional Journalists and College Broadcasters Incorporated. In 2013, he was named Broadcaster of the Year by Ballpark Digest for his work with the RailRiders' radio/TV broadcasts. He was twice named Delaware Sportscaster of the Year by the National Sportscasters and Sportswriters Association. Sadak is a two-time Rowan University graduate and a New York City native. He is a graduate of Brick Memorial High School in Brick Township, NJ.

**CHRIS WELSH**

Chris Welsh is in his 30th season as Reds TV analyst following a 5-year Major League career with the Padres, Expos, Rangers and Reds. Chris went 21-31 with a 4.45 ERA, 8 complete games and 3 shutouts in 122 career appearances, including 75 starts. From 1993-2009 Chris and partner George Grande worked together for the 17 seasons as the longest-running TV duo in Reds history. He is a graduate of Cincinnati's St. Xavier High School and earned a bachelor's degree from the University of South Florida, where his baseball coach was Hall of Famer Robin Roberts. In addition to his television work, Chris is active in several local charities. He serves on the Board of the Powell Crosley Jr. Amateur Baseball Fund, which oversees the Kid Glove Games. He is a partner in Champions Baseball Academy and a featured speaker at many local venues. Chris created and operates baseballrulesacademy.com, an interactive website designed to teach the rules of baseball by use of video lessons and quizzes.

**BARRY LARKIN**

Hall of Famer Barry Larkin is in his second season on the Reds Television Network broadcast team and will share with veteran Chris Welsh the color analyst duties. Larkin previously worked as an analyst for Major League Baseball broadcasts on MLB Network and ESPN. He is in his seventh season in the Reds' front office, his second as Senior Advisor to President and COO Phil Castellini after 5 years as Special Assistant to the General Manager. In addition to his broadcast duties, Larkin will participate in the execution of the team's annual diversity, equity and inclusion efforts, will support existing and help secure new corporate partner relationships and will represent the team at sponsored events. Larkin's responsibilities will include working with the Reds Community Fund at the P&G MLB Cincinnati Reds Youth Academy as well. The Cincinnati native spent his entire 19-year Major League career with the Reds.

He was a 12-time National League All-Star, voted in five times as a starter. He won the 1995 NL MVP Award, a World Series championship in 1990, nine Louisville Slugger Silver Slugger Awards and three Rawlings Gold Glove Awards for defensive excellence. For his career, he hit .295 and had nine seasons where he batted at least .300. "The Captain" hit 198 home runs and finished with 960 RBI in 2,180 career games. Larkin was the first shortstop in Major League history to produce 30 home runs and 30 steals in the same season. He was inducted into the Reds Hall of Fame in 2008 and into the National Baseball Hall of Fame in Cooperstown in 2012. Following his retirement as a player, Larkin joined the front office of the Washington Nationals then went on to TV analyst roles at MLB Network and ESPN. In 2015, he rejoined the Reds organization as a roving minor league infield instructor.



JIM DAY

Jim Day is in his 21st season as a familiar face and voice on Reds Television Network broadcasts, returning this season as the dugout reporter. From 2011-2020, he split his time on the air between the sideline and lead play-by-play roles. In 2018 and 2019, Day split duties between Reds TV and Reds on Radio, covering radio play-by-play duties during the off days of Hall of Famer Marty Brennaman and Jeff Brantley while also working TV play-by-play in addition to his pre- and post-game show stints. For 17 seasons, he served as the main host of the Emmy Award-winning pre- and post-game shows, *Reds Live*. In 2019, he was nominated for the National Sports Media Association's Sportscaster of the Year Award for Ohio. Day is an Emmy Award-winning reporter with 32 years' experience in sports broadcasting. After graduating from Otterbein College, Day worked at WSYX-TV as an anchor/reporter in his hometown of Columbus, Ohio. Following a 3-year stay at WFTS-TV in Tampa, Day returned to his roots to work for FOX Sports Net Ohio. He has served in various roles for FOX Sports Ohio while covering every major sport for the network.



JEFF BRANTLEY

Jeff Brantley is in his 16th season as a member of the Reds Radio and Reds Television Network broadcast teams. He was hired in October 2006. After he retired as a player following the 2001 season, Brantley joined ESPN as an in-game analyst and also as a studio analyst on the network's popular *Baseball Tonight* show. In March 2006, he broadcast several telecasts of the inaugural World Baseball Classic. Brantley spent 14 seasons in the Major Leagues and enjoyed some of his best years while pitching for the Reds from 1994-1997, when he posted a 2.64 ERA and 88 saves. He is tied for sixth on the club's all-time saves list. In 1996 he earned the Rolands Relief Man Award after leading the National League with 44 saves. His 44 saves that season remains the Reds' single-season record. Brantley also pitched for the Giants, Cardinals, Phillies and Rangers. He was an All-Star for San Francisco in 1990 and finished his career with 172 saves and a 3.39 ERA in 615 games. He is enshrined on the Giants' Wall of Fame at AT&T Park. Brantley is a graduate of Mississippi State University, where he led the Bulldogs to a third-place finish at the College World Series. He was a 4-year letterwinner for MSU and was named first-team All-American in 1985. A member of the Mississippi State Hall of Fame, Brantley's uniform number 8 was retired in 2000. In 2010 he was inducted into the State of Mississippi Sports Hall of Fame and in February 2019 was a member of the inaugural class of the prestigious Ron Polk Ring of Honor along with Will Clark, the late David "Boo" Ferriss, the late C.R. "Dudy" Noble and Rafael Palmeiro. He has been involved in several youth baseball groups like Garth Brooks' "Teammates for Kids" and an inner-city baseball program in Jackson, Mississippi. Jeff and wife Ashley have 2 children, Elizabeth and Mason. He has two other children, Emily and Murphy.



TOMMY THRALL

Tommy Thrall is in his fourth full season broadcasting for the Reds, his third as the full-time play-by-play announcer on rights holder 700 WLW Radio. The 17-year broadcasting veteran in 2018 called 3 Reds games in spring training and then 3 games near the end of the regular season. He broadcast 66 games on radio in 2019 and all 60 games of the 2020 season. Before joining the organization full-time in 2019, Thrall spent 7 years broadcasting radio and TV games for Class AA Pensacola. While in Pensacola, he also served as the play-by-play voice for football and basketball for the University of West Florida. Thrall began working in professional baseball as an intern for the Kansas City T-Bones while earning his degree from Northwest Missouri State University. He went on to work for Class A Myrtle Beach and Quad Cities before making the move to Pensacola. Thrall has filled various roles in broadcasting, including TV sports anchor and reporter on WEAR-TV in Pensacola, sports talk host on ESPN Pensacola and host of UWF's weekly television coach's show.



BRIAN GIESENSCHLAG

Brian Giesenschlag is in his 18th season covering the Reds, his ninth as co-host of the Emmy Award-winning Reds Live pre- and post-game television shows. Before joining the Reds Live crew as co-host, Brian was the feature reporter for Reds Live while also working as a sports anchor at Cincinnati's WXIX-TV (FOX). He also covers the NHL as co-host of FOX Sports Ohio's Columbus Blue Jackets Live pre- and post-game shows. A native Texan and graduate of Baylor University, Brian worked at several television outlets in his home state before moving to Ohio. He and wife Julie live in Cincinnati with their children Zachary, Brock and Ava.



SAM LECURE

Sam LeCure is in his fifth season working on the Emmy Award-winning Reds Live pre- and post-game shows on the Reds Television Network. The right-handed pitcher made 250 Major League appearances, all for the Reds from 2010-2015 and including 10 starts, and finished his career with a 10-16 record and a 3.51 ERA. He contributed to National League Central Division championships in 2010 and 2012 and to a berth in the NL Wild Card game in 2013, the franchise's best run of playoff appearances since the Big Red Machine dynasty of the 1970s. Since his retirement from baseball following the 2015 season, LeCure has taken volunteer trips to Indonesia and South Africa to help rebuild communities and help the local children.



ANNIE SABO

Annie Sabo is in her first season hosting the Emmy Award-winning Reds Live pre- and post-game television shows. Before joining the Reds Live crew, she spent the previous two MLB seasons with Bally Sports North covering the Minnesota Twins before joining the Big Ten Network in the fall of 2021. Growing up in Cincinnati, some of her fondest childhood memories come from Great American Ball Park. She is thrilled to cover the team that her dad, Chris, played for in the 90s. Annie and her husband, Kevin, live in Tampa in the offseason. The pair enjoys exploring the newness Cincinnati has to offer with their dog, Corona.



TIM O'CONNELL - Senior Vice President of Facilities & Operations

Tim is in his ninth season under the Castellini ownership, but his 22nd season overall with the Reds. He began his professional baseball career with the ballclub in 1983, serving as the Director of Stadium Operations at Riverfront Stadium from 1986-1995 where he coordinated the use of the stadium for 1988 All-Star Game, the 1990 LCS, and 1990 World Series. In 1995, he left the Reds for the University of Dayton, where he was eventually named Assistant Vice President for Athletics, overseeing the athletics division's nine venues including the University of Dayton Arena. He served as the institution's NCAA tournament manager for 13 years, and coordinating \$40 million in facility construction and renovation projects. Tim returned to the Reds in November 2013 to lead the operation and upkeep of GABP. He is also responsible with maintaining the Reds' Youth Academy in Roselawn and Spring Training complex

in Goodyear, Arizona. Since his return, he has served as the project manager for all the major construction projects at GABP. He was responsible for coordinating the use of GABP for the 2015 MLB All Star Game. Tim led the efforts to obtain DHS Safety Act Designation for ballpark security and GBAC Star Facility Accreditation for venue cleaning, both of which were awarded in 2021. The 34-year veteran of operating sports facilities earned his Certified Venue Executive designation from the International Association of Venue Managers in 2007. Tim is an Executive Committee member of the Reds Community Fund Board and a member of the IAVM Strategic Leadership & Resources Committee. He holds a bachelor's degree from the University of Dayton. Tim and his wife, Jackie, have a daughter and son.



SEAN BROWN - Vice President of Ballpark Operations

Sean Brown is entering his 21st season with the Reds Organization. He was named to his current position in 2021. He previously served the Ballpark Operations department full time as Sr. Director (2013 – 2021), Director (2008-2013) and Administrative Assistant (2006-2008). He also worked part time with the organization as shipping and receiving coordinator, game day supervisor, and Runner on the Game Day Team (2002-2006). Sean oversees the Reds Game Day Guest Services Team, Maintenance, Engineering, and the janitorial operations partnership at Great American Ball Park. He is a graduate of Xavier University and Thomas More University, with a degree in Sport Management and a Master's in Business Administration. He has also attended and completed the FBI Citizens Academy. Sean is an active member of the International Association for Venue Management (IAVM) and has completed IAVM Venue Management School, and the IAVM Academy for Venue Safety and Security.

In 2017, Sean earned his Certified Venue Professional designation through the IAVM and currently sits on the IAVM Stadium Committee. He and his wife, Karianne, reside on the west side of Cincinnati with son Liam and daughters Ainsley and Elsa.



COLLEEN RODENBERG - Senior Director of Ballpark Administration

Colleen Rodenberg is entering her 26th season with the Reds. She was named to her current position in 2021. She previously served in the Ticket Operations department as a Ticket Operations Assistant (1997-2000), Stadium Operations Coordinator (2000-2004), Ball Park Operation Manager (2004-2014) and Director of Ball Park Administration (2014-2021). Prior to working for the Reds, Colleen worked for the University of Cincinnati Ticket Office. As Senior Director of Ball Park Administration, Colleen manages annual budgets and finances for the Ball Park Operations department. Colleen is also responsible for the administrative management of the Ball Park Operations game day staff as well as managing the shipping and receiving operations at Great American Ball Park. She lives on the west side of Cincinnati with her husband Doug and their daughter, Molly (17) and son, Luke (13).

BUSINESS OPERATIONS


BRIAN KEYS - Senior Vice President of Technology

Brian Keys is in his 20th season with the Reds and was named to his current position in December 2021. He is responsible for all Reds technologies, including major league team, seven minor leagues clubs, the club's facility at Great American Ball Park, Arizona players development and the Dominican Republic academy for all networking, computing video coaching and security camera infrastructure. Brian is responsible for all information Cybersecurity security, application development, Reds Analytics development and hardware/ software deployment, ticketing systems, CRM system, audio/video systems, and fan experience technologies. Brian is also responsible for helping develop the first mobile food lockers implementation. Before joining the Reds, Brian worked as a project manager for a Cincinnati-based consulting company. A native of Cincinnati, Brian graduated from the University of Cincinnati with a Bachelor of Science degree in electrical and computer engineering technology. Brian and his wife, Sherri, reside in Mason, Ohio, with their two children, BriAuna and Britani.


ZACH BONKOWSKI - Vice President of Promotional Events & Productions

Zach Bonkowski is in his 21st season with the Reds. Zach oversees aspects of the gameday experience including pregame and postgame festivities, along with in-game entertainment. Additionally, his department operates the Reds Authentics program and coordinates player relations for Reds business operations. Since 2003 Zach has served as the primary coordinator of Redsfest, the team's offseason fan festival. One of his biggest roles with the organization was serving as the Club Coordinator for the 86th Major League Baseball All-Star Game in 2015. A native of Harrison, Ohio, Zach graduated from Ball State University and worked for one season with the Single-A Potomac Cannons. Zach & his wife Danielle reside in Ft. Wright, KY with their children Noah & Hazel.


AARON EISEL - Vice President of Ticketing and Business Development

Aaron Eisel is in his ninth season as Vice President of Tickets and Business Development for the Reds. He has responsibility for all ticketing strategy and sales, oversees the customer service and retention team, ticket operations, consumer-based programs (Reds Heads, Reds Rookies and Club Red) and the Special Events department. A 1999 graduate of Xavier University with a Marketing Degree, Aaron came to the Reds after 15 years at Procter & Gamble where held the position of Marketing Director. Aaron spent all his time at Procter & Gamble in brand management working various roles in the Fabric and Home Care Division. Aaron is active in the community and holds a position on The Reds Community Fund Board and the Executive Advisory Board for Xavier University's Marketing Department. Aaron and his wife Julie live in Loveland, Ohio, with their daughters, Abby and Lily, and their son, Quinn


VICTOR LIVISAY - Vice President of People & Culture

Victor Livisay is entering his third season with the Reds. He has responsibility for developing the vision and shaping the people & culture strategic platform. One of the key strategic areas of focus is Diversity, Equity & Inclusion. He is responsible for developing and leading the strategies enabling the Reds to have a highly diverse, inclusive and equitable place to work where all team members can bring their full and authentic selves to the workplace. He is also responsible for all aspects of employee recruitment, training, capability development and compliance for the organization. Victor's professional career started as an Officer in the Army and he spent most of his service time overseas in Korea, Germany and Holland. His last assignment in the Army was in the 4th Infantry Division, Ft. Carson, Colorado serving as a Captain in the Signal Corps Company. After his military service Victor spent the next 25 years at Procter & Gamble in a wide range of Human Resources leadership roles. Prior to joining the Reds Victor worked for the Castellini Group as a HR Director. He graduated from Wilberforce University with a degree in Business Management. He and his wife Brenda live in West Chester and are proud parents of one son and one daughter.



RALPH MITCHELL - Vice President of Communications and Marketing

Ralph Mitchell is in his 24th season with the Reds. He was named to his current position in February 2010 and works with various departments to facilitate the club's communications efforts including marketing, advertising, creative, public relations, photography, promotions, social media, publications and website. Previously, Ralph served as director of creative services after establishing the department in 2003. He was hired in February 1999 as assistant director of communications. Prior to joining the Reds, Ralph worked for eight years in the printing/publishing industry. He is a native of Massachusetts and a graduate of Plymouth State University. He lives in West Chester, Ohio, with his wife, Dorie, and their twin daughters, Alexa and Elena.



BILL REINBERGER - Vice President of Corporate Partnerships

Bill Reinberger, the first new hire of the Castellini ownership group begins his 17th season with the Reds in 2022. He is responsible for acquiring and servicing Reds sponsors and corporate partners. Total sponsorship revenue has quadrupled in his tenure. Reinberger oversees a staff of 12 that produces revenue for Corporate Partnerships, the Reds Hall of Fame, and Reds Community Fund. A 1984 Ball State University graduate, Reinberger first worked in sports at WGN Radio in Chicago. Before joining the Reds, he spent 12 years at 700 WLW in Cincinnati, the flagship station of the Reds Radio Network. Bill serves on the Board of Directors of the Reds Hall of Fame. He has two sons, Cade (19) and Clete (16). Cade is a sophomore at Rochester Institute of Technology.



BENTLEY "B.J." VIATOR - Vice President of Finance

B.J. Viator is in his 15th season with the Reds. As Vice President of Finance, he has responsibility over all accounting functions, financial reporting and treasury management. In addition, he oversees the accounting for both of the Reds non-profit organizations, the Cincinnati Reds Community Fund and the Cincinnati Reds Hall of Fame and Museum. He previously served the organization as Controller. B.J. came to the Reds after 10 years with the Cincinnati Sports Club where he served as the Vice President of Finance. Prior to his career change, B.J. served as a hotel General Manager in Atlanta, GA, Palm Desert, CA, and Cincinnati. B.J. is a native Texan from Port Arthur, TX, and graduated from the University of Houston. He and his wife, Mary, reside in Anderson Township.



CHARLEY FRANK - Executive Director, Reds Community Fund

Charley Frank began as executive director of the Reds Community Fund in 2004. During his tenure, Frank has helped complete the \$8 million P&G Cincinnati MLB Youth Academy complex, led Major League Baseball All-Star Game "Legacy" projects and helped secure the 2011 Robert Wood Johnson Foundation's Steve Patterson Award for excellence in sports philanthropy. Frank oversees youth baseball and softball programs; directs the Community Fund's field renovation efforts, including 150th Anniversary projects in St. Bernard and Bellevue (KY) and leads the annual "Community Makeover" collaboration. He has established annual fundraisers such as the Marty Brennaman Golf Classic, Redlegs Run and the Fox Sports Ohio Telethon. Frank serves on the board of the Cincinnati Public Schools' Activities Beyond the

Classroom foundation, Kid Glove and Holom House. He received the "Joe Nuxhall Humanitarian Award" in November 2018. Previously, Frank spent 11 years with the NBA's Minnesota Timberwolves as vice president of communications. Frank is a Northwestern University and Walnut Hills HS graduate. He and his wife, Amy Snyder, reside in Cincinnati with their son, Sam, and daughter, Avery.



RICK WALLS - Executive Director, Cincinnati Reds Hall of Fame and Museum

A 30-year veteran of the Hall of Fame and Museum industry, Rick Walls was named executive director in 2007 and is responsible for directing the largest team Hall of Fame and Museum in baseball, its strategic planning, development and fundraising, inductions, programming, and other events, which include Reds Fantasy Camp. A 2020 Leadership Cincinnati graduate, he previously held positions with The National Football Foundation and College Hall of Fame, Inc. (NFF), including Executive Director of the College Football HOF (2005-07), Dir. of Operations, Dir. of Public Relations, and Special Projects Coordinator for the NFF (1997-2005) where he directed membership, chapters, awards programs, and tabulation of the BCS Standings. From 1990-95, Walls served as Special Projects Coordinator and Collections Mgr. for the College

Football HOF. An Ohio University graduate, he and his wife, Julie, their daughter, Hailey, and son, Tyler, reside in Milford, Ohio, where Rick coaches youth baseball, softball, and basketball.



LISA BRAUN - Senior Director of Social Media & Content Strategy

Lisa Braun is in her 14th season with the Cincinnati Reds, joining in 2009 as the organization's Marketing Manager. In 2011, she launched the Reds' social media presence, which has grown to over 3 million followers and is consistently top ranked in engagement among MLB clubs. Lisa has an extensive background in marketing and media, including having been VP of Promotion & Music Marketing for MTV. Her radio experience spans on-air, programming and marketing roles for stations in Ohio and Indiana. Lisa is graduate of Bowling Green State University. She was recognized in 2015 as one of Cincinnati Business Courier's People to Know in Technology and is an inductee in the Matthew 25 Ministries Humanitarian Hall of Fame.



JANSEN DELL - Senior Director of Creative and Brand Strategy

Jansen Dell is in his 17th season with the Cincinnati Reds. As Senior Director of Creative and Brand Strategy, he is responsible for leading the graphic design and art direction of all Reds internal initiatives including those for the team's nonprofits – the Reds Community Fund and Reds Hall of Fame and Museum. Jansen works with the Reds executive team to develop and manage the organization's visual brand strategies, participates in the new construction and renovation of ballpark features, and works to ensure brand consistency across all marketing platforms. In 2019, Jansen led the creation of the team's 150th anniversary visual style and its activation throughout the region, and oversaw the renovation of the Reds Hall of Fame and Museum. He was the team's design liaison to Major League Baseball for the 2015 All-Star Game. Jansen is a native of Wilmington, OH and a graduate of Miami University. He lives in Loveland, Ohio, with his wife, Jenifer, and their children Reagan and Cameron.



LINDSEY DINGELDEIN - Senior Director of Reds Community Fund & Community Relations

Lindsey Dingeldein is entering her 15th season with the Reds. In her current role, Lindsey oversees the operations of the Reds Community Fund and Community Relations departments and serves as the club liaison to the players and coaches' families. Lindsey was originally hired in March 2008 as an intern in the Promotional Events department before serving in outreach and fundraising roles for the Reds Community Fund. Most recently, she spent nearly 10 years as the Director of Community Relations. Lindsey is a native of Jeffersonville, Indiana and a graduate of Xavier University. She and her husband, Patrick, live in Madeira, Ohio with their daughters, Marybel and Hollis.



JARROD ROLLINS - Senior Director of Communications

Jarrold Rollins is in his 19th season with the Reds. In his current role, Jarrod works with departments throughout the organization on communications and messaging strategy. Additionally, he serves as the team's primary day-to-day liaison with Major League Baseball for managing content on reds.com, email marketing and communication, and other digital initiatives. Jarrod was originally hired in February 2004 after serving as an intern during Great American Ball Park's inaugural season in 2003. He graduated from Mount St. Joseph University on Cincinnati's West Side in 2004 with bachelor's degrees in Communication Arts and English. A native of Moores Hill, Ind., Jarrod partnered with the South Dearborn High School Dollars for Scholars program and in 2016 founded the Rollins Family Scholarship to be presented annually to a graduating student from his former high school.



MARK SCHUELER - Senior Director of Ticket Sales & Service

Mark Schueler is entering his 14th season with the Reds and was named to his current position in August 2013. Mark oversees all Sales and Service efforts of Season Tickets, Group Tickets, and Premium Tickets. Mark previously served as the Director of Season & Premium Sales, Inside Sales Manager and Account Executive with the Reds from 2008-2013. Prior to joining the Reds Mark was a Corporate Marketing Manager for the Scranton/Wilkes-Barre Yankees, the Triple-A affiliate of the New York Yankees. He is a native of Michigan and graduated from Western Michigan University. He lives in Anderson Township with his wife, Jade, son, Derek and daughter, Scarlett.



JACOB WIDERSCHEIN - Senior Director of Ticket Operations

Jacob Widerschein is entering his sixth season with the Reds and third in his current position. Jacob works in conjunction with many others to facilitate the Reds' ticket operations efforts including Box Office, ticketing strategy, customer service, ticket technology, and ticketing analytics. Jacob previously served as Director of Group Sales & Service from 2015 to 2018. Prior to joining the Reds, Jacob worked in a variety of ticketing roles for The Aspire Group, Sun Devil Athletics, University of Memphis Athletics, the Minnesota Timberwolves, and the Miami Heat. He is a native of Louisville, KY and graduated from Flagler College. He lives in downtown Cincinnati with his two cats, Magnus and Earl.

Additional Front Office Staff



Carmen Alberini Zerhusen



Dewitt Anderson



Michael Anderson



Larry Barnett



Chris Bausano



Abby Besson



Katie Bock



Bev Bonavita



Mark Boone



Brandon Bowman



Cathy Brakers



John Brehm



Robert Burkhart



Reilly Burns



Billy Byrnes



Amy Calo



Chris Calo



Joe Carr



Cardell Carter



Erin Chamberlain



Jen Clemens



Dave Collins



Garrett Combs



Joanie Conkle



Joe Delia



Kyle DeWine



Danielle Discepoli



Johnny Dozier



Bryce Dugar



Robbie Dworkin

Additional Front Office Staff



Jake Eby



Chris Eckes



Mark Edwards



Don Eichstadt



Brett Elkins



Kristin Elliott



Joe Enriquez



Nick Fedders



Paul Fieler



Chadwick Fischer



Sean Fischer



Amy Ford



Ken Freeman



Nick Geraci



Stephanie Gibbs



Ayanna Goddard



Angel Gonzalez



Clarence Gordon



Sara Green



Derrik Grubbs



Brendan Hader



Jeremy Hamilton



Mark Harlow



Corey Hawthorne



Ryan Haynes



Craig Heintzelman



Devin Herman



Chris Herrell



Kory Hetzer



Melissa Hill

Additional Front Office Staff


Tiffany Huffman



Katie Hulsman



Jami Itiavkase



Chris Jackson



Jessica Jamison



Billy Johnson



Sydney Jones



Matt Keiffing



Eric Keller



Carter Kennedy



Michael King



Richard Kleinwachter



Sara Kohls



Daniel Korb



Jan Koshover



Andrew Kyne



Cameron LeBlanc



Dan Lewis



Kenneth Lewis



Denise Lockwood



Logan Lucas



Emily Mahle



Nolan Mattson



Mickey Mentzer



Alex Meyer



Kristen Meyers



Richard Miller



Nick Millet



Sean Molloy



Patrick Montague

Additional Front Office Staff



Emma Murphy



Jim Myers



Jon Myers



Steve Myers



Rick Neville



Randy Newsome



Jill Niemeyer



Bob O'Leary



Matthew Ollerdisse



Bobby Pattan



Nick Perez



Shellie Petrey



Jon Phelps



Matt Pohlman



Adriana Pons



Celina Powell



Leanna Priest



Tori Priest



Nick Prince



Kelsey Proctor



Chris Renner



Todd Richardson



John Rieder



Ryan Rizzo



Malia Robinson



Frank Rosiello



Sherry Rowland



Craig Sample



Alex Schaefer



Daniel Schmaltz

Additional Front Office Staff



Teena Schweier



Christian Sharp



Kaitlin Simcoe



Joe Simpson



Paige Smith



Audra Sordyl



Patrick Sponsler



Christina Sprance



Nick St. Pierre



Phil Stall



Vincent Steinwert



Jason Stell



Chris Steward



Jason Strine



Megan Stuerenberg



Richard Toschlog



Kayla Umberg



Clinton Van Andel



Sarah Vedder



Alex Vigil



Brent Vinson



Vicki Volp



Shelley Volpenhein



Matthew Wagner



Melissa Wamp



Craig Warman



Lori Watt



Nicholas Wedige



Mark Weinstein



Jordan Wergiles

Additional Front Office Staff



Drew Whitaker



Blake Williams



Jerome Wright



Todd Wuest



Sherri Yerkes



Joe Zerhusen

SECURITY K9s:



Blizzy



Gator



Meta



Milan



Paisley



Rookie

2022 NOTES





2022 REDS

In 2021, 2B Jonathan India was the consensus National League Rookie of the Year in voting of the Baseball Writers' Association of America, Major League Baseball Players Association, Sporting News and Baseball Digest. In voting of the BBWAA, he received 29 of 30 votes in becoming the eighth Reds player to win the Jackie Robinson Award as Rookie of the Year. India became the first rookie in Major League history to record in a season at least 20 HR (21), 20 HBP (league-high 23) and 10 stolen bases (12). In voting of the local chapter of the BBWAA, RF Nick Castellanos received the Ernie Lombardi Award as the team's Most Valuable Player, LHP Wade Miley won the Johnny Vander Meer Award as the team's Outstanding Pitcher, and 1B Joey Votto won his first Joe Nuxhall Good Guy Award. Castellanos won his first Silver Slugger Award, while India, Votto and LF Jesse Winker were finalists for that award for offensive excellence. In July, Votto was National League Player of the Month and India was NL Rookie of the Month. It was the first career monthly award for each.



DAVID BELL

MANAGER
25

Age: 49 Ht.: 5-11 Wt.: 180 B: R T: R Seasons In Majors: 12

Born: 9/14/72 Birthplace: Cincinnati, OH Resides: Cincinnati, OH

Joined Reds Organization: On 11/4/08 as Class AA Carolina manager; on 10/22/18 as Reds manager

Joined Major League Coaching Staff: On 10/22/18 as manager, signed a 3-year contract through the 2021 season with a club option for 2022

MANAGERIAL CAREER: David Bell is in his fourth season as Reds manager...on 9/22/21 the club announced a 2-year contract extension through the 2023 season...the Reds went 203-283 (.418) in the 3 seasons prior to his hiring and 189-195 (.492) with a Postseason appearance in 3 seasons since then...in 2020 and 2021, the Reds produced winning records in consecutive seasons for the first time since 2012-2013...haven't produced 3 straight winning records since a 4-year stretch from 1985-1988...his 2020 Reds went 31-29 during an abbreviated season caused by the worldwide COVID-19 pandemic and earned their first Postseason berth since 2013...received a pair of third-place votes and finished ninth in that seasons' National League Manager of the Year Award voting of the Baseball Writers' Association of America...the club's 75-87 record in his rookie 2019 season was an 8-game improvement over the previous year's 67-95 finish...was named to the position on 10/22/18 as the 63rd manager in franchise history, the 53rd since 1900...David and his father, Buddy, is one of five father-son duos to serve as Major League managers, joining George & Dick Sisler, Bob & Joel Skinner, Bob & Aaron Boone and Felipe Alou & Luis Rojas...Buddy managed the Tigers (1996-1998), Rockies (2000-2002) and Royals (2005-2007)...David previously spent 4 seasons in the Reds organization's player development department as a manager, at Class AA Carolina from 2009-2011 and at Class AAA Louisville in 2012...following the 2009 campaign, he managed the Peoria Saguaros of the prestigious Arizona Fall League.

DAVID BELL'S MANAGERIAL RECORD

Year	Club	League	W-L	Pct.	Place	GB
2019	Cincinnati	National	75-87	.463	4th	16.0
2020	Cincinnati	National	31-29	.517	^ 3rd	3.0
2021	Cincinnati	National	83-79	.512	3rd	12.0

Major League Totals 189-195 .492
^ Earned a 2020 Postseason berth as 1 of 2 National League Wild Cards

DAVID BELL'S POSTSEASON MANAGERIAL RECORD

Year	Club	Series	Opponent	Result
2020	Cincinnati	Wild Card Series	Atlanta	L, 0-2

FRONT OFFICE/COACHING CAREER: Following his 4-year tenure as a manager in the Reds' minor league system (2009-2012), in 2013 Bell worked for the Cubs as third base coach...the next year, he joined manager Mike Matheny's staff in St. Louis as assistant hitting coach before spending the 2015-2017 seasons as the Cardinals' bench coach...Bell spent the 2018 season as Vice President of Player Development for the Giants before joining the Reds as field manager in October of that year.

2020 NL MANAGER OF THE YEAR AWARD VOTING

Manager	Club	1st	2nd	3rd	Pts
Don Mattingly	Marlins	20	8		124
Jayce Tingler	Padres	6	13	2	71
David Ross	Cubs	1	2	14	25
Brian Snitker	Braves	1	2	5	16
Dave Roberts	Dodgers	1	2	2	13
Mike Shildt	Cardinals		3	1	10
Craig Counsell	Brewers	1		1	6
Gabe Kapler	Giants			3	3
David Bell	Reds			2	2

PLAYING CAREER: The former infielder was selected by the Indians in the seventh round of the June 1990 free agent draft...played in 12 seasons in the Major Leagues with the Indians, Cardinals, Mariners, Giants, Phillies and Brewers...appeared in 35 Postseason games, reaching the American League Championship Series in 2000 and 2001 with the Mariners and the 2002 World Series with the National League Champion Giants...following that run to the World Series in 2002, received the prestigious Willie Mac Award as San Francisco's Most Inspirational Player...the award is named after beloved Hall of Famer Willie McCovey...on 6/28/04 vs Montreal became the first Phillies batter in 9 years to hit for the cycle...his grandfather, Gus Bell, hit for the cycle in 1951...they are the only grandfather and grandson in baseball history to hit for the cycle.

PERSONAL: The Bells are one of Major League Baseball's five 3-generation families, along with the Boones, Colemans, Hairstons and Schofield/Werths...David is the son of former third baseman and current Reds front office executive Buddy Bell and the grandson of Reds Hall of Famer Gus Bell... brothers Mike and Rick Bell also played professional baseball... Mike made 19 apps for the Reds in 2000...the Bell brothers grew up in Cincinnati, and David helped lead Moeller High School to the 1989 state baseball championship.

FATHER / SONS TO MANAGE IN THE MAJOR LEAGUES

Father	Son
Felipe Alou (Mtl, SF)	(NYM) Luis Rojas
Buddy Bell (Det, Col, KC)	(Cin) David Bell
Bob Boone (KC, Cin)	(NYY) Aaron Boone
George Sisler (StL Browns)	(Cin) Dick Sisler
Bob Skinner (Phi, SD)	(Cle) Joel Skinner

BELL'S CAREER TRANSACTIONS

- Was selected by the Indians in the seventh round of the June 1990 amateur draft.
- Was acquired by the Cardinals, with Pepe McNeal and Rick Heiserman, for Ken Hill, July 27, 1995.
- Was claimed off waivers by the Indians, April 14, 1998.
- Was acquired by the Mariners for Joey Cora, August 31, 1998.
- Was acquired by the Giants for Desi Relaford and cash, January 25, 2002.
- Was signed by the Phillies to a 4-year contract through the 2006 season, December 7, 2002.
- Was traded to the Brewers for Wilfrido Laureano, July 28, 2006.

Career Playing Record

Yr	Club	Avg.	G	AB	R	H	2B	3B	HR	RBI	BB	SO	SB
1995	Cleveland	.000	2	2	0	0	0	0	0	0	0	0	0
	St. Louis	.250	39	144	13	36	7	2	2	19	4	25	1
1996	St. Louis	.214	62	145	12	31	6	0	1	9	10	22	1
1997	St. Louis	.211	66	142	9	30	7	2	1	12	10	28	1
1998	St. Louis	.222	4	9	0	2	1	0	0	0	0	3	0
	Cleveland	.262	107	340	37	89	21	2	10	41	22	54	0
	Seattle	.325	21	80	11	26	8	0	0	8	5	8	0
1999	Seattle	.268	157	597	92	160	31	2	21	78	58	90	7
2000	Seattle	.247	133	454	57	112	24	2	11	47	42	66	2
2001	Seattle	.260	135	470	62	122	28	0	15	64	28	59	2
2002	San Francisco	.261	154	552	82	144	29	2	20	73	54	80	1
2003	Philadelphia	.195	85	297	32	58	14	0	4	37	41	40	0
2004	Philadelphia	.291	143	533	67	155	33	1	18	77	57	75	1
2005	Philadelphia	.248	150	557	53	138	31	1	10	61	47	69	0
2006	Philadelphia	.278	92	324	39	90	17	2	6	34	32	38	1
	Milwaukee	.256	53	180	21	46	10	2	4	29	18	30	2
Major League Totals		.257	1403	4826	587	1239	267	18	123	589	428	687	19

Division Series Record

Yr	Club, Opponent	Avg.	G	AB	R	H	2B	3B	HR	RBI	BB	SO	SB
2000	Sea vs Chi	.364	3	11	0	4	1	0	0	1	2	2	0
2001	Sea vs Cle	.313	5	16	2	5	1	0	1	2	1	6	0
2002	SF vs Atl	.188	5	16	3	3	0	0	0	1	3	4	0
Division Series Totals		.279	13	43	5	12	2	0	1	4	6	12	0

League Championship Series Record

Yr	Club, Opponent	Avg.	G	AB	R	H	2B	3B	HR	RBI	BB	SO	SB
2000	Sea vs NYY	.222	5	18	0	4	0	0	0	0	0	0	0
2001	Sea vs NYY	.188	5	16	1	3	0	0	0	4	0	3	0
2002	SF vs StL	.412	5	17	4	7	1	0	1	1	2	3	0
LCS Totals		.275	15	51	5	14	1	0	1	5	2	6	0

World Series Record

Yr	Club, Opponent	Avg.	G	AB	R	H	2B	3B	HR	RBI	BB	SO	SB
2002	SF vs Ana	.304	7	23	4	7	0	0	1	4	5	4	0

REDS MANAGERS SINCE 1900


Manager	Year(s)	W-L	Pct.	Manager	Year(s)	W-L	Pct.
Robert Allen	1900	62-77	.446	Birdie Tebbetts	'54-58	372-357	.510
John McPhee	'01-02	79-124	.389	Jimmy Dykes	'58	24-17	.585
Frank Bancroft	'02	10-7	.588	Mayo Smith	'59	35-45	.438
Joseph Kelley	'02-05	274-230	.544	Fred Hutchinson	'59-64	443-372	.544
Ned Hanlon	'06-07	130-174	.428	Dick Sisler	'64-65	118-91	.565
John Ganzel	'08	73-81	.474	Don Heffner	'66	37-46	.446
Clark Griffith	'09-11	222-238	.483	Dave Bristol	'66-69	298-265	.529
Henry O'Day	'12	75-78	.490	Sparky Anderson	'70-78	863-586	.596
Joseph Tinker	'13	64-89	.418	John McNamara	'79-82	279-244	.533
Buck Herzog	'14-16	165-226	.422	Russ Nixon	'82-83	101-131	.435
Christy Mathewson	'16-18	165-177	.482	Vern Rapp	'84	51-70	.421
Heinie Groh	'18	7-3	.700	Pete Rose	'84-89	412-373	.525
Patrick Moran	'19-23	425-329	.564	Tommy Helms	'89	14-21	.400
Jack Hendricks	'24-29	469-450	.510	Lou Piniella	'90-92	255-231	.525
Dan Howley	'30-32	177-285	.383	Tony Perez	'93	20-24	.455
Donie Bush	'33	58-94	.382	Davey Johnson	'93-95	204-172	.543
Robert O'Farrell	'34	26-58	.310	Ray Knight	'96-97, 2003	125-137	.477
Burt Shotton	'34	1-0	1.000	Jack McKeon	1997-2000	291-259	.529
Charles Dressen	'34-37	218-284	.434	Bob Boone	2001-03	190-238	.444
Bobby Wallace	'37	5-20	.200	Dave Miley	'03-05	125-164	.433
Bill McKechnie	'38-46	744-631	.541	Jerry Narron	'05-07	157-179	.467
John Neun	'47-48	117-137	.461	Pete Mackanin	'07	41-39	.513
Bucky Walters	'48-49	81-123	.397	Dusty Baker	'08-13	509-463	.524
Luke Sewell	'49-52	174-234	.426	Bryan Price	2014-2018	279-387	.419
Earle Brucker	'52	3-2	.600	Jim Riggleman	2018	64-80	.444
Rogers Hornsby	'52-53	91-106	.462	David Bell	2019-21	189-195	.492
C. Buster Mills	'53	4-4	.500				

TOP 10 MANAGERS (TOTAL WINS)

Sparky Anderson863-586
Bill McKechnie744-631
Dusty Baker509-463
Jack Hendricks469-450
Fred Hutchinson443-372
Patrick Moran425-329
Pete Rose412-373
Birdie Tebbetts372-357
Dave Bristol298-265
Jack McKeon291-259

TOP 10 MANAGERS (WIN PCT., 50-GAME MIN.)

Sparky Anderson596 (863-586)
Dick Sisler563 (121-94)
Patrick Moran564 (425-329)
Joe Kelley545 (275-230)
Fred Hutchinson544 (443-372)
Davey Johnson543 (204-172)
Bill McKechnie541 (744-631)
John McNamara533 (279-244)
Dave Bristol5293 (298-265)
Jack McKeon5291 (291-259)





KYLE

@KArnsberg28

ASSISTANT COACH

ARNSBERG

92

Age: 31 Ht.: 6-5 Wt.: 205 B: L T: R Seasons In Majors: None

Born: 8/15/90 Birthplace: Arlington, TX Resides: Atlanta, GA

Joined Reds Organization: On 1/6/20, as video / technology specialist for Class AAA Louisville

Joined Major League Coaching Staff: On 11/29/21, as assistant coach

COACHING CAREER: Kyle Arnsberg is in his third season in the organization, his first as an assistant coach on manager David Bell's Major League staff... spent the 2020 season as the video/technology specialist for Class AAA Louisville and was assigned to the Reds' alternate spring training site...in 2021 was the game planning and catching coach at Class AA Chattanooga...following the 2021 regular season served as a coach for the Surprise Saguaros in the prestigious Arizona Fall League...joined the Reds after spending the 2019 season as the player development associate for the Phillies' Class AAA Lehigh Valley affiliate, where he produced advance scouting materials using TruMedia and led pitching, hitting, defense and baserunning meetings before each series...also administered technology for player evaluations and charted games...prior to joining the Phillies' organization, was the bullpen catcher for the Yankees in 2015 and 2016, then spent a year and a half as an assistant in their player development department.

ASSOCIATE / ASSISTANT COACHES

2022 Kyle Arnsberg
2019-22 Rolando Valles

PERSONAL: Attended Arlington (TX) Lamar High School, where he was all-conference in baseball and football...attended Arizona State University (Tempe, AZ), Louisiana Tech University (Ruston, LA) and McLennan Community College (Waco, TX)...was drafted by the Red Sox in June 2009 but instead attended ASU, where as a freshman he helped the Sun Devils to the 2010 College World Series...transferred to McLennan Community College in 2011 and was drafted a second time, by the Cardinals, but decided to finish his college career at Louisiana Tech University while working toward a bachelor's degree in business marketing and a master's degree in business administration...is the son of former Major League pitcher and pitching coach Brad Arnsberg and nephew of Tim Arnsberg, who pitched in the minor leagues for the Astros... lives in Atlanta with his wife, Taylor.

ARNSBERG'S CAREER TRANSACTIONS

- Was selected by the Red Sox in the 45th round of the June 2009 first-year player draft. Did not sign.
- Was selected by the Cardinals in the 40th round of the June 2011 first-year player draft. Did not sign.

Career Playing Record

Yr	Club	Avg.	G	AB	R	H	2B	3B	HR	RBI	BB	SO	SB
2011	McLennan C.C. - NCAA	.318	55	173	29	55	16	0	3	34	36	-	3
2012	Louisiana Tech - NCAA	.278	40	97	25	27	5	0	1	13	21	24	1
2013	Louisiana Tech - NCAA	.178	34	73	4	13	2	0	1	6	8	22	0
NCAA Totals		.277	129	343	58	95	23	0	5	53	65	46	4



FREDDIE BENAVIDES

BENCH COACH

45

Age: 55 **Ht.:** 6-2 **Wt.:** 210 **B:** R **T:** R **Seasons In Majors:** 4

Born: 4/7/66 **Birthplace:** Laredo, TX **Resides:** Laredo, TX

Joined Reds Organization: In 1987, was selected in the second round of the June amateur draft

Joined Major League Coaching Staff: On 12/4/13, as a coach; was named first base coach, 10/22/15; was named bench coach, 11/28/18

MANAGERIAL/COACHING CAREER: Freddie Benavides is in his ninth season on the Major League coaching staff, his fourth as bench coach... spent the 2014 and 2015 seasons as the club's infield coach followed by 3 years (2016-2018) as first base coach...was the only coach from 2018 to work on rookie manager David Bell's 2019 Major League coaching staff...over the 2019 and 2020 seasons, went 5-3 while serving as the Reds' interim manager during Bell's 3 suspensions (5-2 in 2019, 0-1 in 2020)...before he joined the Reds spent the previous 15 years in their minor league system, including the last 6 as player development field coordinator... also spent 7 seasons as infield coordinator and in 2007 filled in as manager for the rookie Billings club in the Pioneer League...overall spent 4 seasons as a minor league manager...in 1999 led Class A Clinton to a Midwest League playoff spot by winning the first half...in 2000, before he was named infield coordinator, managed Class A Dayton in its inaugural season and led the Dragons to a Midwest League playoff spot with a 70-67 mark...in 2003 he served as a coach with the Major League club from August 5 through the remainder of the season.

BENAVIDES' MANAGERIAL RECORD

Year	Club	League	W-L	Pct.	Place
1999	Clinton	Midwest	68-69	.496	1st/4th
2000	Dayton	Midwest	70-67	.511	5th/3rd
2004	GCL Reds	Gulf Coast	20-37	.351	4th
2007	Billings	Pioneer	37-38	.493	3rd
Minor League Totals			195-211	.480	

PLAYING CAREER: Was selected by the Reds in the second round of the June 1987 amateur draft...the former infielder made 219 Major League apps over parts of 4 seasons with the Reds, Colorado Rockies and Montreal Expos.

PERSONAL: Graduated from Nixon High School in Laredo, TX...attended Texas Christian University in Fort Worth, TX...wife's name is Violeta...they have 3 children, Krizia and twins Sienna and Alec.

MOST RECENT BENCH COACHES

2019-22	Freddie Benavides	2004-05	Jerry Narron	1995	Ray Knight
2016-18	Jim Riggleman	2003	Mark Berry	1994	Bob Boone
2014-15	Jay Bell	2002-03	Ray Knight	1993	Dave Miley, Ray Knight
2008-13	Chris Speier	2001	Tim Foli	1990-92	Jackie Moore
2007	Pat Kelly	1999-2000	Ken Griffey Sr.	1983-89	Tommy Helms
2006-07	Bucky Dent	1997-98	Denis Menke	1982-86	George Scherger
2005	John Moses	1996	Jim Lett	1979-82	Harry Dunlop

BENAVIDES' CAREER TRANSACTIONS

- Was selected by the Reds in the second round of the June 1987 amateur draft.
- Was selected by the Rockies with the 28th pick of the 1993 expansion draft.
- Was acquired by the Expos for Ivan Arteago and Rodney Pedraza, January 7, 1994.

Career Playing Record

Yr	Club	Avg.	G	AB	R	H	2B	3B	HR	RBI	BB	SO	SB
1987	Cedar Rapids - A	.133	5	15	2	2	1	0	0	0	0	7	0
1988	Cedar Rapids - A	.223	88	314	38	70	9	2	1	32	35	75	18
1989	Chattanooga - AA	.250	88	284	25	71	14	3	0	27	22	46	1
	Nashville - AA	.170	31	94	9	16	4	0	1	12	6	24	0
1990	Chattanooga - AA	.259	55	197	20	51	10	1	1	28	11	25	4
	Nashville - AAA	.211	77	266	30	56	7	3	2	20	12	50	3
1991	Nashville - AAA	.242	94	331	24	80	8	0	0	21	16	55	7
	Cincinnati	.286	24	63	11	18	1	0	0	3	1	15	1
1992	Cincinnati	.231	74	173	14	40	10	1	1	17	10	34	0
1993	Colorado	.286	74	213	20	61	10	3	3	26	6	27	3
	Col. Springs - AAA	.438	5	16	3	7	1	0	0	2	1	0	0
1994	Montreal	.188	47	85	8	16	5	1	0	6	3	15	0
1995	Iowa - AAA	.241	106	315	30	76	14	4	4	26	25	47	2
1996	Columbus - AAA	.000	1	4	0	0	0	0	0	1	0	0	0
Major League Totals		.253	219	534	53	135	26	5	4	52	20	91	4
Reds Totals		.246	98	236	25	58	11	1	1	20	11	49	1
Minor League Totals		.234	550	1836	181	429	68	13	9	169	128	329	35



DELINO @DelinoDeShields **1B / INF / BASERUNNING COACH**

DESHIELDS 90

Age: 53 **Ht.:** 6-1 **Wt.:** 170 **B:** L **T:** R **Seasons In Majors:** 13

Born: 1/15/69 **Birthplace:** Seaford, DE **Resides:** Atlanta, GA

Joined Reds Organization: On 1/7/09, as hitting coach at Rookie Billings

Joined Major League Coaching Staff: On 11/28/18, as first base / infield / baserunning coach

MANAGERIAL/COACHING CAREER:

Delino DeShields is in his 14th season in the organization, his fourth on the Major League coaching staff as first base/infield/baserunning coach...spent the previous 10 years in the Reds' player development system, including 8 seasons as a field manager...was hired by the Reds in January 2009 as the hitting coach at Rookie Billings, his first professional coaching position...the next season began an 8-year run as manager for the Reds' affiliates in Billings (2010), Class A Dayton (2011-2012), Class AA Pensacola (2013-2014) and Class AAA Louisville (2015-2017)...spent the

DESHIELDS' MANAGERIAL RECORD					
Year	Club	League	W-L	Pct.	Place
2010	Billings	Pioneer	38-37	.507	2nd/3rd
2011	Dayton	Midwest	83-57	.593	4th/1st
2012	Dayton	Midwest	60-78	.435	8th/8th
2013	Pensacola	Southern	59-79	.428	5th/4th
2014	Pensacola	Southern	60-80	.429	5th/5th
2015	Louisville	International	64-80	.444	3rd
2016	Louisville	International	71-73	.493	2nd
2017	Louisville	International	56-86	.394	4th
Minor League Totals			491-570	.463	

2018 season as the organization's roving bunting and base running instructor.

PLAYING CAREER: The former infielder played in 1,615 games over 13 seasons in the Major Leagues with the Expos, Dodgers, Cardinals, Orioles and Cubs...was Montreal's first-round draft pick in 1987, the 12th overall selection...3 years later made his Major League debut with the Expos and finished second to Atlanta's David Justice in the 1990 National League Rookie of the Year voting of the Baseball Writers' Association of America...finished his Major League career with a .268 batting average...his 463 career stolen bases rank 31st on Major League Baseball's all-time list since 1898, when the current stolen base rule was implemented.

PERSONAL: In 1987 graduated from Seaford (DE) High School, where he was first team All-State in football, baseball and basketball...was voted Delaware's Athlete of the Decade for the 1990s...wife's name is Michelle...they have 5 children: Delino, Diamond, D'Angelo, Denim and Delaney...son Delino was selected by the Astros in the first round (8th overall) of the June 2010 first-year player draft...in December 2014 he was selected by the Rangers in the Rule 5 Draft and made his Major League debut in 2015...over his 7 Major League seasons with the Rangers (2015-2019), Indians (2020) and Reds (2021), the younger Delino hit .246 with 19 HR and 111 stolen bases in 601 apps...daughter Diamond was selected by the Chicago Sky in the first round (3rd overall) of the 2018 WNBA Draft...she was a unanimous first team WNBA All-Rookie selection and a member of the 2021 WNBA championship team...follow on Twitter @DelinoDeShields.

MOST RECENT FIRST BASE COACHES

2019-22	Delino DeShields	1999-2000	Dave Collins	1988-89	Lee May
2016-18	Freddie Benavides	1997-98	Ron Oester	1987	Tony Perez
2006-15	Billy Hatcher	1997	Ken Griffey Sr.	1983-86	Tommy Helms
2004-05	Randy Whisler	1994-97	Joel Youngblood	1979-83	Ron Plaza
2002-03	Jose Cardenal	1993	Jose Cardenal, Ron Oester	1976-79	Russ Nixon
2001	Bill Doran	1990-92	Tony Perez	1970-75	George Scherger

DeSHIELDS' CAREER TRANSACTIONS

- Was selected by the Expos in the first round (12th overall) of the June 1987 amateur draft.
- Was acquired by the Dodgers in exchange for RHP Pedro Martinez, November 19, 1993.
- Was signed by the Cardinals, November 20, 1996.
- Was signed by the Orioles, December 7, 1998.
- Was released by the Orioles, July 2, 2001.
- Was signed by the Cubs, July 7, 2001.

Career Playing Record

Yr	Club	Avg.	G	AB	R	H	2B	3B	HR	RBI	BB	SO	SB	
1990	Montreal	.289	129	499	69	144	28	6	4	45	66	96	42	
1991	Montreal	.238	151	563	83	134	15	4	10	51	95	*151	56	
1992	Montreal	.292	135	530	82	155	19	8	7	56	54	108	46	
1993	Montreal	.295	123	481	75	142	17	7	2	29	72	64	43	
1994	Los Angeles (NL)	.250	89	320	51	80	11	3	2	33	54	53	27	
1995	Los Angeles (NL)	.256	127	425	66	109	18	3	8	37	63	83	39	
1996	Los Angeles (NL)	.224	154	581	75	130	12	8	5	41	53	124	48	
1997	St. Louis	.295	150	572	92	169	26	*14	11	58	55	72	55	
1998	St. Louis	.290	117	420	74	122	21	8	7	44	56	61	26	
1999	Baltimore	.264	96	330	46	87	11	2	6	34	37	52	11	
2000	Baltimore	.296	151	561	84	166	43	5	10	86	69	82	37	
2001	Baltimore	.197	58	188	29	37	8	2	3	21	31	42	11	
	Chicago (NL)	.276	68	163	26	45	9	3	2	16	28	35	12	
2002	Chicago (NL)	.192	67	146	20	28	6	1	3	10	21	38	10	
Major League Totals			.268	1615	5779	872	1548	244	74	80	561	754	1061	463

* Led National League, Finished second to Atlanta's David Justice in the 1990 National League Rookie of the Year Award voting

Division Series Record

Yr	Club, Opponent	Avg.	G	AB	R	H	2B	3B	HR	RBI	BB	SO	SB
1995	LAD vs Cin	.250	3	12	1	3	0	0	0	0	1	3	0
1996	LAD vs Atl	.000	2	4	0	0	0	0	0	0	0	1	0
Division Series Totals			.188	5	16	1	3	0	0	0	1	4	0



JOSÉ DUARTE

BULLPEN CATCHER

91

Age: 28 Ht.: 6-2 Wt.: 222 B: R T: R Seasons In Majors: None

Born: 4/23/93 Birthplace: Maracay, VZ Resides: Maracay, VZ

Joined Reds Organization: In July 2019, as bullpen catcher

Joined Major League Coaching Staff: In July 2019, as bullpen catcher

COACHING CAREER: José Gabriel Duarte is in his fourth season on manager David Bell's Major League coaching staff as the bullpen catcher...joined the Reds in that position after he was released from his minor league contract on 6/28/19.

PLAYING CAREER: The former catcher was signed by Reds scout Jose Fuentes as a non-drafted free agent in October 2010...played all or parts of 7 seasons in the minor leagues...was released on 6/28/19 and then in July of that year joined the Reds' Major League coaching staff as a full-time bullpen catcher.

DUARTE'S CAREER TRANSACTIONS

- Was signed by the Reds as a non-drafted free agent, October 14, 2010. Was signed by Jose Fuentes.
- Elected minor league free agency, November 6, 2017.
- Was re-signed by the Reds to a minor league contract, January 11, 2018.
- Was re-signed by the Reds to a minor league contract, January 7, 2019.

Career Playing Record

Yr	Club	Avg.	G	AB	R	H	2B	3B	HR	RBI	BB	SO	SB
2011	VSL Reds - R	.281	42	135	12	38	9	0	1	20	10	35	1
2012	DSL Reds - R	.195	40	113	14	22	1	3	0	10	15	39	4
2013	AZL Reds - R	.178	29	90	6	16	5	0	0	6	6	22	0
2014	Billings - R	.236	18	55	4	13	2	0	1	8	2	13	0
	AZL Reds - R	.200	4	10	1	2	0	0	1	2	1	1	0
2015	Billings - R	.178	22	73	5	13	3	0	0	7	1	22	0
2016	Dayton - A	.214	29	98	4	21	1	0	1	8	7	29	0
	Pensacola - AA	.308	4	13	4	4	0	0	1	3	0	4	0
2017	Daytona - A	.083	3	12	1	1	0	0	0	1	0	5	0
	Pensacola - AA	.200	3	5	0	1	0	0	0	0	0	3	0
	Louisville - AAA	.259	7	27	1	7	0	0	0	5	0	7	0
Minor League Totals		.219	201	631	52	138	21	3	5	70	42	180	5



J.R. HOUSE

3B / CATCHING COACH

56

Age: 42 **Ht.:** 6-0 **Wt.:** 205 **B:** R **T:** R **Seasons In Majors:** 5

Born: 11/11/79 **Birthplace:** Charleston, WV **Resides:** Phoenix, AZ

Joined Reds Organization: On 11/19/18, as third base / catching coach

Joined Major League Coaching Staff: On 11/19/18, as third base / catching coach

COACHING CAREER: James Rodger House is in his fourth season in the organization and fourth on the Major League coaching staff...on 11/19/18 he was hired as new manager David Bell's third base and catching coach...House spent the previous 7 seasons in various roles in the player development department of the Diamondbacks, as a hitting coach for Rookie Missoula (2012) and Class A Hillsboro (2013), as a manager for Hillsboro (2014), Class A Visalia (2015-2016) and Class AA Jackson (2017) and in 2018 as minor league field coordinator... was the 2015 California League Manager of the Year at Visalia...his 2014 Hillsboro squad won the Northwest League playoffs...as a minor league manager produced a career winning percentage of .573 (284-212).

HOUSE'S MANAGERIAL RECORD

Year	Club	League	W-L	Pct.	Place
2014	Hillsboro	Northwest	48-28	.632	^ 1st
2015	Visalia *	California	84-56	.600	1st
2016	Visalia	California	81-59	.579	1st
2017	Jackson	Southern	71-69	.507	3rd

Minor League Totals **284-212** **.573**

^ 2014 NWL playoff champions, * 2015 California League Manager of the Year

PLAYING CAREER: The former catcher was selected by Pittsburgh in the fifth round of the June 1999 free agent draft...played parts of 5 seasons in the Major Leagues for the Pirates, Astros and Orioles.

PERSONAL: Attended Seabreeze High School in Daytona Beach, FL...in 2005 played quarterback for West Virginia University...wife's name is Valerie...they have 2 children, daughter Rilynn and son Camden.

MOST RECENT THIRD BASE COACHES

2019-22	* J.R. House	1998	Harry Dunlop	1984	Joe Sparks
2016-18	Billy Hatcher	1997	Joel Youngblood	1983	Ron Plaza
2015	Jim Riggleman	1996	Marc Bombard	1979-82	Russ Nixon
2014	Steve Smith	1994-95	Ray Knight	1978-79	Ron Plaza
2004-13	Mark Berry	1993	Bobby Valentine, Dave Bristol	1978	Alex Grammas
2003	Ray Knight	1990-92	Sam Perlozzo	1976-77	George Scherger
2002-03	Tim Foli	1989	Dave Bristol	1970-75	Alex Grammas
1999-2001	Ron Oester	1988	Bruce Kimm	1966-69	Vern Benson
* Also serves as catching coach		1985-87	Billy DeMars		

HOUSE'S CAREER TRANSACTIONS

- Was selected by the Pirates in the fifth round of the June 1999 amateur draft.
- Was signed by the Astros, January 26, 2006.
- Was signed by the Orioles, November 13, 2006.
- Was signed by the Astros, January 7, 2008.
- Was signed by the Royals, December 3, 2008.
- Was signed by the Mets, May 13, 2010.

Career Playing Record

Yr	Club	Avg.	G	AB	R	H	2B	3B	HR	RBI	BB	SO	SB
1999	Pirates - R	.327	33	113	13	37	9	3	5	23	11	23	1
	Hickory - A	.273	4	11	1	3	0	0	0	0	0	3	0
	Williamsport - A	.300	26	100	11	30	6	0	1	13	9	21	0
2000	Hickory - A	.348	110	420	78	146	29	1	23	90	46	91	1
2001	Altoona - AA	.258	112	426	51	110	25	1	11	56	37	103	1
2002	Pirates - R	.313	5	16	3	5	2	0	1	2	3	1	0
	Altoona - AA	.264	30	91	9	24	6	0	2	11	13	21	0
2003	Altoona - AA	.333	20	63	12	21	6	0	2	11	5	11	0
	Pirates - R	.400	20	65	16	26	9	0	4	23	12	5	0
	Pittsburgh	1.000	1	1	0	1	0	0	0	0	0	0	0
2004	Nashville - AAA	.288	92	309	38	89	21	1	15	49	23	72	1
	Pittsburgh	.111	5	9	1	1	1	0	0	0	0	2	0
2005					Did Not Play								
2006	Corpus Christi - AA	.325	97	379	58	123	23	2	10	69	32	44	2
	Round Rock - AAA	.412	31	114	25	47	15	0	5	36	9	15	0
	Houston	.000	4	9	0	0	0	0	0	0	0	2	0
2007	Norfolk - AAA	.298	110	419	52	125	32	2	11	66	43	59	1
	Baltimore	.211	19	38	5	8	2	0	3	3	1	11	0
2008	Round Rock - AAA	.306	127	454	63	139	25	0	18	60	53	52	1
	Houston	.000	3	3	0	0	0	0	0	1	0	1	0
2009	Omaha - AAA	.251	127	505	58	127	24	0	9	53	33	57	0
2010	Buffalo - AAA	.253	67	225	20	57	14	0	4	29	13	31	0
Major League Totals		.167	32	60	6	10	3	0	3	4	1	16	0
Minor League Totals		.299	1011	3710	508	1109	246	10	121	591	342	609	8



ERIC

@ericjagers

ASSISTANT PITCHING COACH

JAGERS

65

Age: 26 Ht.: 6-2 Wt.: 185 B: R T: L Seasons In Majors: None

Born: 5/28/95 Birthplace: Geneseo, IL Resides: Seattle, WA

Joined Reds Organization: On 11/12/19, as assistant pitching coordinator

Joined Major League Coaching Staff: On 12/1/20, as assistant pitching coach

COACHING CAREER: Eric Jagers is in his third season in the organization, his second on manager David Bell's Major League coaching staff...he spent the shortened 2020 season assigned to the Reds' alternate spring training site in Mason, OH...on 11/12/19 was hired as the organization's assistant pitching coordinator under Kyle Boddy, who was hired 2 months earlier as the director of pitching initiatives and pitching coordinator...was promoted to the Major League staff on 12/1/20 to replace assistant pitching coach and director of pitching Caleb Cotham, who resigned to accept a position as pitching coach of the Philadelphia Phillies...prior to joining the Reds, Jagers spent the 2019 season as pitching strategist with the Phillies, where he focused on the technical aspects of pitching, pitch design, rehabilitation and advanced delivery work...worked in various positions at Driveline Baseball, including manager of technical development.

ASSISTANT PITCHING COACHES

2021-22	Eric Jagers
2019-20 *	Caleb Cotham
2016-18	Ted Power
2012-16	Mack Jenkins

* In 2020, Cotham also served as the organization's director of pitching

PLAYING CAREER: From 2013-2016 pitched at Des Moines Area Community College, where he suffered a left shoulder injury...spent time rehabbing at Driveline Baseball in 2016 before attending the University of Iowa in 2017...prior to the 2018 season, suffered a second shoulder injury and retired.

PERSONAL: In 2013 graduated from Assumption High School in Davenport, Iowa...follow on Twitter @ericjagers.



DEREK JOHNSON **PITCHING COACH / DIR. OF PITCHING** **36**

Age: 50 **Ht.:** 5-10 **Wt.:** 215 **B:** R **T:** L **Seasons In Majors:** None

Born: 7/16/71 **Birthplace:** Gibson City, IL **Resides:** Nashville, TN

Joined Reds Organization: On 11/2/18, as pitching coach

Joined Major League Coaching Staff: On 11/2/18, as Major League pitching coach; on 10/28/21, also assumed the role of the organization's Director of Pitching

PROFESSIONAL COACHING CAREER: Derek Johnson is in his fourth season in the organization, his first with additional duties as Director of Pitching...he will communicate the overall vision of the pitching department while helping facilitate and drive initiatives, curriculum and content to help the organization's Major League and minor league pitchers and coaches...was *Baseball America's* Major League Baseball Coach of the Year in 2019, when the Reds led the National League with a franchise-record 1,552 strikeouts and ranked fourth in the NL with a team ERA of 4.18, the staff's best since 2014 and almost half a run better than its 2018 ERA of 4.63... in 1,438 innings in 2019 allowed just 1,270 hits, the second-fewest of any team in the NL...in 2020, his pitching staff led the National League with 615 strikeouts (504ip), a new NL record for strikeouts by pitchers through the first 60 games of a season (590, 2018 Nationals), and his starting rotation led the NL while ranking second in the Major Leagues with 381 strikeouts in 311.1 innings (Cle, 401k, 349.2ip)...on 11/2/18 was named pitching coach on new manager David Bell's Major League staff...spent the previous 3 seasons in the same position with the Brewers...in 2018, Brewers pitchers established franchise records for strikeouts in a season (1,428) and lowest opponents' batting average (.233)...in 2017, the Brewers' 3.54 ERA from 7/28 through the remainder of the season (58g) ranked third in the Major Leagues in that span behind only the Indians (2.67) and Yankees (3.50)...in 2016, from 8/22 through the remainder of the season (39g) Brewers pitchers posted a 3.13 ERA, the best in the Major Leagues...for 3 seasons from 2013-2015, in his first professional coaching position was the minor league pitching coordinator for the Chicago Cubs.

DEREK JOHNSON'S PITCHING STAFFS			
Team	Year	ERA	NL Rank
Brewers	2016	4.08	7th
Brewers	2017	4.00	5th
Brewers	2018	3.73	4th
2016 - 2018		3.94	4th
Reds	2019	4.18	4th
Reds	2020	3.84	2nd
Reds	2021	4.40	10th
2019 - 2021		4.22	7th
2016 - 2021		4.06	-

COLLEGE COACHING CAREER: From 2002-2012 was the pitching coach at Vanderbilt University...in his last 3 seasons with the Commodores also served as associate head coach...was National Pitching Coach of the Year in 2004 and National Assistant Coach of the Year in 2010...in 2011 helped lead Vanderbilt to its first College World Series appearance, guiding a staff that featured 8 pitchers who were selected in Major League Baseball's first-year player draft...also coached at Eastern Illinois University (1994), Southern Illinois University (1995-1997) and Stetson University (1998-2001)...as a college coach, mentored 14 pitchers who have appeared in the Major Leagues, including Jason Frasor (Southern Illinois), Lenny DiNardo (Stetson), Jeremy Sowers (Vanderbilt), Jensen Lewis (Vanderbilt), Mike Minor (Vanderbilt), David Price (Vanderbilt), Sonny Gray (Vanderbilt), Nick Christiani (Vanderbilt), Taylor Hill (Vanderbilt), Drew Verhagen (Vanderbilt), Caleb Cotham (Vanderbilt), Drew Hayes (Vanderbilt), Matt Buschmann (Vanderbilt) and Tyler Beede (Vanderbilt)...helped produce 6 first round/supplemental first round draft picks, including Jeremy Sowers (6th overall, Cle, 2004), David Price (1st, TB, 2007), Casey Weathers (8th, Col, 2007), Mike Minor (7th, Atl, 2009), Sonny Gray (18th, Oak, 2011) and Grayson Garvin (59th, TB, 2011).

BASEBALL AMERICA'S 2019 MAJOR LEAGUE AWARDS
Organization of the Year
 Tampa Bay Rays
Player of the Year
 Justin Verlander, Hou
Rookie of the Year
 Pete Alonso, NYM
Executive of the Year
 Mike Rizzo, Wsh
Manager of the Year
 Craig Counsell, Mil
Coach of the Year
 Derek Johnson, Cin

PERSONAL: Graduated from University High School in Normal, Illinois...attended Lakeland (FL) Junior College from 1989-1991 before graduating from Eastern Illinois University in 1994...in 1993 was All Mid-Continent Conference as a lefthanded pitcher...in 2012 authored *The Complete Guide To Pitching*...wife's name is Tasha...they have a son, Teague, and a daughter, Taite.

MOST RECENT PITCHING COACHES

2019-22 ^^ Derek Johnson	2006 * Tom Hume	1984 Stan Williams
2018 ^ Danny Darwin	2005-06 Vern Ruhle	1979-83 Bill Fischer
2016-18 Mack Jenkins	1993-2005 Don Gullett	1970-78 Larry Shepard
2016 Mark Riggins & ^ Mack Jenkins	1992-93 Larry Rothschild	1969 Harvey Haddix
2014-15 Jeff Pico	1990-91 Stan Williams	1966-68 Mel Harder
2010-13 Bryan Price	1986-89 Scott Breeden	
2007-09 Dick Pole	1984-85 Jim Kaat	

* Bullpen coach, served as interim pitching coach
 ^ Interim pitching coach, ^^ Director of Pitching



JOEL **ASST. HITTING COACH / OFFENSIVE COORD.**
McKEITHAN **62**

Age: 30 **Ht.:** 6-3 **Wt.:** 200 **B:** R **T:** R **Seasons In Majors:** None

Born: 8/15/91 **Birthplace:** Raleigh, NC **Resides:** Charlotte, NC

Joined Reds Organization: On 11/29/21, as assistant hitting coach / offensive coordinator

Joined Major League Coaching Staff: On 11/29/21, as assistant hitting coach / offensive coordinator

COACHING CAREER: Joel McKeithan is in his first season in the organization following one year as the Tigers' minor league hitting coordinator...before he was hired by Detroit, served as a minor league hitting coach for the Phillies at their short-season Williamsport (2019-20) and was the director of hitting at X2 Baseball in Charlotte, NC (2020)... from 2016-2018 spent time at Driveline, first as a player and then as a coach to help create that company's hitting department by focusing on a data-driven approach to instruction and player development.

ASSISTANT HITTING COACHES

2021 ^ Joel McKeithan
2020-21 * Joe Mather
2019 Donnie Ecker
2016-18 Tony Jaramillo
2014-15 Lee Tinsley
2013 Ronnie Ortegon

^ Also served as the organization's offensive coordinator
 * Also served as the organization's director of hitting

PLAYING CAREER: The former shortstop played 2 seasons in the independent leagues for the Lake Erie Crushers and Gateway Grizzlies, hitting .262 with 16 HR and 69 RBI over 157 career games...from 2011-2013 played 3 seasons at Vanderbilt University...missed the 2014 season while recovering from "Tommy John" surgery, then finished his collegiate career in 2015 at North Carolina State University.

PERSONAL: Attended T.C. Roberson High School in Asheville, North Carolina...from 2011-2013 played at Vanderbilt University and, following 1 season at North Carolina State University, returned there to graduate in 2015...father Mack also played at North Carolina State...younger brother Timothy played at Brown University and is now an assistant coach on the Pirates' Major League staff...youngest brother Aaron, a catcher, was selected by the Cardinals in the the 16th round of the June 2021 first-year player draft...mother's name is Vimi...has a sister, Lydia.

McKEITHAN'S CAREER TRANSACTIONS

-- Was selected by the Rockies in the 39th round of the June 2010 first-year player draft.

Career Playing Record

Yr	Club	Avg.	G	AB	R	H	2B	3B	HR	RBI	BB	SO	SB
2011	Vanderbilt - NCAA	.333	6	3	1	1	0	0	0	0	0	1	0
2012	Vanderbilt - NCAA	.171	24	41	9	7	1	0	0	4	6	13	1
2013	Vanderbilt - NCAA	.220	25	41	6	9	0	0	0	6	3	8	0
2015	NC State - NCAA	.178	35	101	14	18	4	1	1	14	14	28	0
2017	Southern Illinois - IND	.184	27	76	9	14	1	0	2	12	5	17	0
2017	Gateway - IND	.289	50	187	21	54	12	1	5	22	24	44	0
2018	Gateway - IND	.226	34	106	15	24	4	0	3	14	13	34	6
2018	Lake Erie - IND	.291	46	158	22	46	11	2	6	21	20	35	8
NCAA Totals		.188	90	186	30	35	5	1	1	24	23	50	1
Independent Totals		.262	157	527	67	138	28	3	16	69	62	130	14



CRISTIAN



@Cris_Perez18

ADVANCE SCOUTING COACH

PÉREZ

89

Age: 26 **Ht.:** 6-3 **Wt.:** 205 **B:** R **T:** R **Seasons In Majors:** None

Born: 7/24/95 **Birthplace:** Miami, FL **Resides:** Miami, FL

Joined Reds Organization: On 1/28/19, as assistant bullpen / advance scouting coach

Joined Major League Coaching Staff: On 1/28/19, as assistant bullpen/ advance scouting coach

PROFESSIONAL CAREER: Cristian Pérez is in his fourth season in the organization, his second as the Reds' advance scouting coach...on 1/28/19 joined new manager David Bell's staff as assistant bullpen / advance scouting coach...from April 2018 until he was hired by the Reds, he served as a fellow in the league economics and operations department at Major League Baseball's Office of the Commissioner in New York, where he focused on international first-year player acquisitions and Asian transfers...helped coordinate MLB's international drug and safety programs...during parts of the 2017 and 2018 seasons, Pérez worked as a baseball operations intern with the Arizona Diamondbacks.

ADVANCE SCOUTING COACHES

2019-22 Cristian Pérez

PERSONAL: Was born and raised in Miami...in 2013 graduated from Christopher Columbus High School...a former catcher, from 2013-2016 he played baseball for 3 seasons at Duke University before finishing his collegiate playing career in 2017 for the University of Southern California...while at Duke was named to the All-ACC Academic Team in 2015 and graduated with a bachelor of arts degree in sociology with a minor in economics and certification in markets and management...earned his master of science degree while playing at USC...finished his collegiate playing career at Duke and USC with 13 HR and 79 RBI in 170 games...follow on Twitter @Cris_Perez18.



JEFF

PICKLER

GAME PLANNING / OF COACH

61

Age: 46 Ht.: 5-10 Wt.: 186 B: L T: R Seasons In Majors: None

Born: 1/6/76 Birthplace: Garden Grove, CA Resides: Chandler, AZ

Joined Reds Organization: On 11/28/18, as game planning / outfield coach

Joined Major League Coaching Staff: On 11/28/18, as game planning / outfield coach

COACHING CAREER: Jeff Pickler is in his fourth season in the organization and in his sixth year as a coach on a Major League staff...spent the 2017 and 2018 seasons with the Twins as their outfield coach and coordinator of Major League development, a position in which he advised all coaches and players on game preparation and strategy and coordinated the communication between Minnesota's Major League staff and player development...began his professional baseball career in 2006 with the Diamondbacks and for 3 seasons served as their advance scout and consultant to the Major League staff...also worked for the Padres as a special assignment scout (2010, 2012-2014), for the Angels as minor league infield coordinator (2011) and for the Dodgers as a special assistant in their scouting and player development departments (2015-2016)...in 2009 worked for the University of Arizona as an assistant coach.

GAME PLANNING COACHES
2019-22 Jeff Pickler

PLAYING CAREER: The former infielder was selected by the Brewers in the 11th round of the June 1998 first-year player draft...played 8 seasons in the minor league systems of the Brewers (1998-2001), Rangers (2002-2004) and Rockies (2005).


PERSONAL: In 1994 graduated from Foothill (CA) High School...in 1995 attended Cypress (CA) Junior College, where he was an All-America selection...from 1996-1998 attended the University of Tennessee, where in 1998 he was the Scholar Athlete of the Year, Southeastern Conference Player of the Year and a consensus first team All-American...graduated magna cum laude with a bachelor of science degree in business administration with an emphasis in marketing...earned a master's degree in teaching and learning from National University...his father, Scott Pickler, has been the head coach at Cypress Junior College for 36 years and is a member of the American Baseball Coaches Association Hall of Fame...wife's name is Erica.

PICKLER'S CAREER TRANSACTIONS

-- Was selected by the Brewers in the 11th round of the 1998 first-year player draft.

Career Playing Record

Yr	Club	Avg.	G	AB	R	H	2B	3B	HR	RBI	BB	SO	SB
1998	Ogden - R	.364	71	280	55	102	22	0	4	49	39	25	20
1999	Stockton - A	.338	80	311	40	105	14	3	1	42	23	29	7
	Huntsville - AA	.279	51	183	20	51	8	1	1	23	15	25	9
2000	Huntsville - AA	.303	71	254	34	77	11	0	0	26	30	28	15
	Indianapolis - AAA	.307	56	189	34	58	6	1	1	20	24	27	14
2001	Huntsville - AA	.287	134	523	74	150	17	2	0	32	60	51	34
2002	Tulsa - AA	.167	6	24	2	4	0	0	0	0	2	3	1
	Oklahoma - AAA	.299	96	394	62	118	19	0	0	32	54	44	17
2003	Oklahoma - AAA	.222	125	486	68	108	20	5	2	36	64	74	32
2004	Oklahoma - AAA	.311	86	354	64	110	22	5	1	51	34	49	15
2005	Col. Springs - AAA	.331	128	423	72	140	26	6	5	50	41	46	16
Minor League Totals		.299	904	3421	525	1023	165	23	15	361	386	401	180



LEE TUNNELL

BULLPEN COACH

60

Age: 61 **Ht.:** 6-1 **Wt.:** 180 **B:** R **T:** R **Seasons In Majors:** 6

Born: 10/30/60 **Birthplace:** Tyler, TX **Resides:** Oklahoma City, OK

Joined Reds Organization: On 11/1/05, as pitching coach at Class AAA Louisville; on 11/28/18, as bullpen coach

Joined Major League Coaching Staff: On 11/28/18, as bullpen coach

COACHING CAREER: In 2019, Lee Tunnell returned to the organization after 10 seasons with the Brewers...the Reds in 2019 led the NL with a franchise-record 1,552 strikeouts and ranked fourth in the NL with an ERA of 4.18, the staff's best since 2014 and almost half a run better than its 2018 ERA of 4.63... in 2020, the Reds' staff led the NL with 615 strikeouts (504ip), an NL record for strikeouts by pitchers through the first 60 games of a season, and the starting rotation led the NL with 381 strikeouts (311.1ip)...previously worked for the Reds in 2006, originally as pitching coach at Louisville before joining the Major League staff in March as interim bullpen coach, then from 2007-2008 as a pro scout...worked as the Brewers' minor league pitching coordinator from 2009 until 7/30/12, when he was promoted to bullpen coach on the Major League staff...remained in that position through the 2018 season...from 2016-2018 worked with Derek Johnson...the Brewers' cumulative team ERA of 3.94 ERA over the 2016-2018 seasons was the fourth-best in the National League in that span behind the Dodgers (3.49), Cubs (3.58) and Nationals (3.81)...in 2018, Brewers pitchers established team records for strikeouts in a season (1,428) and lowest opponents' BA (.233) and for only the second time in franchise history had 3 relievers with at least 10 saves (Corey Knebel, Jeremy Jeffress, Josh Hader)...the Brewers' bullpen produced 3 All-Stars in 2017 (Knebel) and 2018 (Hader, Jeffress)...the Brewers' bullpen set individual Major League single-season records for most consecutive games with a strikeout (45 in 2017), most consecutive strikeouts (16 in 2018) and most strikeouts by lefthanded relievers (143 in 2018)...before he joined the Reds in 2006 worked for the Rangers from 1997-2005, including 7 seasons as a minor league pitching coach and 2 years as pitching coordinator...from 2007-2008 was the director of North America scouting for the Fukuoka SoftBank Hawks of the Japanese Pacific League.

MOST RECENT BULLPEN COACHES

2019-22	Lee Tunnell
2016-18	Ted Power
2014-16	Mack Jenkins
2008-13	Juan Lopez
2007	Tom Hume
2006	* Lee Tunnell
1996-2006	** Tom Hume
1994-95	Grant Jackson
1993	Don Gullett, Dave Miley
1992	John McLaren
1990-91	Larry Rothschild

* Interim bullpen coach
** In 2006 served as interim pitching coach

PLAYING CAREER: Was selected by Pittsburgh in the second round (40th overall) of the June 1981 amateur draft...appeared in the 1987 World Series for StL vs Min...his 28-inning scoreless streak for the Pirates in 1983 was the longest by a starter in the National League that season...from 1991-1993 pitched in Japan for Fukuoka.

PERSONAL: Graduated from Austin (TX) Anderson High School, where he played baseball, football and basketball...attended Baylor University...in 2018 earned a bachelor's degree in business management/ leadership from Wisconsin Lutheran University...wife's name is Angie...has 4 children and 7 grandchildren.

Career Playing Record

Yr	Club	W-L	ERA	G	GS	CG	SHO	SV	IP	H	R	ER	BB	SO
1982	Pittsburgh	1-1	3.93	5	3	0	0	0	18.1	17	8	8	5	4
1983	Pittsburgh	11-6	3.65	35	25	5	3	0	177.2	167	81	72	58	95
1984	Pittsburgh	1-7	5.27	26	6	0	0	1	68.1	81	44	40	40	51
1985	Pittsburgh	4-10	4.01	24	23	0	0	0	132.1	126	70	59	57	74
1987	St. Louis	4-4	4.84	32	9	0	0	0	74.1	90	45	40	34	49
1989	Minnesota	1-0	6.00	10	0	0	0	0	12.0	18	8	8	6	7
Major League Totals		22-28	4.23	132	66	5	3	1	483.0	499	256	227	200	280

World Series Record

Yr	Club, Opponent	W-L	ERA	G	GS	CG	SHO	SV	IP	H	R	ER	HR	BB	SO	WP	BK
87	StL vs Min	0-0	2.08	2	0	0	0	0	4.1	4	2	1	1	2	1	0	0

TUNNELL'S CAREER TRANSACTIONS

- Was selected by the Pirates in the second round of the June 1981 amateur draft.
- Was acquired by the Cardinals in exchange for cash considerations, April 6, 1987.
- Was signed by the Twins, February 13, 1989.



ROLANDO

@RolandoValles4

ASSISTANT COACH

VALLES

88

Age: 42 Ht.: 6-4 Wt.: 200 B: L T: L Seasons In Majors: None

Born: 7/27/79 Birthplace: Maracaibo, VZ Resides: Litchfield Park, AZ

Joined Reds Organization: On 1/24/19, as associate coach

Joined Major League Coaching Staff: On 1/24/19, as associate coach;
on 11/29/21, was promoted to assistant coach

COACHING CAREER: Rolando Valles (VAH-yes) is in his fourth season in the organization, his first as an assistant coach after 3 years as an associate coach... on 1/24/19 was named to rookie manager David Bell's 2019 Major League staff...before joining the Reds spent 11 seasons in the player development system of the Brewers...joined that organization in 2008 and for 9 years served as Mil's minor league liaison to Latino players...in that role, he assisted with the off-field needs and development of the Brewers' non-English speaking players...was pitching coach for the rookie Arizona League Brewers from 2010-2013 and again in 2016 and pitching coach for Helena in the Pioneer League from 2014-2015 and 2017-2018.

ASSOCIATE / ASSISTANT COACHES

2022 Kyle Arnsberg
2019-22 Rolando Valles

PLAYING CAREER: Before joining the Brewers' player development department pitched for 10 seasons in the minor leagues and independent leagues...in April 1997 was signed by the Astros as a non-drafted free agent...after 5 years in Hou's system, played in independent leagues with the Amarillo Dillas (2002-2003) and New Haven County Cutters (2005-2007)...in 2007 served as New Haven County's player/pitching coach.

PERSONAL: The native of Venezuela lives in the Phoenix suburb of Litchfield Park with wife Angelica and children Rolando and Claudia...follow on Twitter @RolandoValles4.

VALLES' CAREER TRANSACTIONS

- Was signed by the Astros as a non-drafted free agent, April 11, 1997.

Career Playing Record

Yr	Club	W-L	ERA	G	GS	CG	SHO	SV	IP	H	R	ER	BB	SO
00	Martinsville - R	5-2	3.43	19	0	0	0	3	39.1	34	17	15	20	32
01	Pittsfield - A	2-2	5.50	22	0	0	0	0	34.1	48	29	21	20	35
02	Amarillo - IND	2-0	4.71	34	2	0	0	0	49.2	64	28	26	10	37
03	Amarillo - IND	10-5	3.82	21	20	1	0	0	125.0	145	61	53	26	81
05	New Haven County - IND	9-6	3.59	18	18	3	1	0	125.1	145	60	50	27	85
06	New Haven County - IND	9-5	2.81	18	18	2	0	0	118.1	103	41	37	23	74
07	New Haven County - IND	5-5	3.56	21	15	1	1	0	103.2	114	56	41	24	60
Minor League Totals		7-4	4.40	41	0	0	0	3	73.2	82	46	36	40	67
Independent Totals		35-21	3.57	112	73	7	2	0	522.0	571	246	207	110	337



ALAN ZINTER

HITTING COACH

59

Age: 53 Ht.: 6-2 Wt.: 200 B: S T: R Seasons In Majors: 2

Born: 5/19/68 Birthplace: El Paso, TX Resides: Gilbert, AZ

Joined Reds Organization: On 10/24/19, as hitting coach

Joined Major League Coaching Staff: On 10/24/19, as hitting coach

COACHING CAREER: Alan Zinter is in his third season in the organization...Reds batters in 2021 ranked second in the National League in team batting average, third in slugging percentage and fourth in on-base percentage...their 222 home runs last year tied the 2005 team for second-most in franchise history...the 2021 club scored at least 10 runs in a game 20 times, tying the single-season modern club record (1903, 1975)...spent the 2018 and 2019 seasons as Assistant Director of Player Development, Offense, for the Giants....was the assistant hitting coach for the Astros in 2015 and hitting coach for the Padres in 2016 and 2017...prior to his service with those Major League teams, he served as a minor league hitting coach for the Diamondbacks from 2008-2011 and from 2012-2014 worked for the Indians as their minor league hitting coordinator.

PLAYING CAREER: The former catcher and first baseman was selected by the Mets in the first round (24th overall) of the June 1989 amateur draft...was drafted by the Padres in the 23rd round in 1986 but did not sign...played 19 seasons in the minor leagues and parts of 2 seasons in the Major Leagues with the Astros (2002) and Diamondbacks (2004)...in 1999 played for the Seibu Lions of the Japan Pacific League.

PERSONAL: Attended Hanks High School in El Paso, TX and the University of Arizona...played for the USA Baseball collegiate team...resides in Gilbert, AZ with wife Yvonne, son Michael and daughter Franklynn.

ZINTER'S CAREER TRANSACTIONS

- Was selected by the Padres in the 23rd round of the June 1986 amateur draft. Did not sign.
- Was selected by the Mets in the first round (24th overall) of the June 1989 amateur draft.
- Was acquired by the Tigers for 1B Rico Brogna.
- Was signed by the Red Sox, December 13, 1995.
- Was signed by the Mariners, November 29, 1996.
- Was signed by the Cubs, December 4, 1997.
- Was signed by the Cubs, November 12, 1998.
- Contract was purchased by the Seibu Lions of the Japan Pacific League, April 28, 1999.
- Was signed by the Cubs, November 7, 1999.
- Was acquired by the Diamondbacks as part of a conditional trade, August 23, 2000.
- Was signed by the Astros, November 1, 2000.
- Was signed by the Astros, November 29, 2002.
- Was signed by the Diamondbacks, November 7, 2003.
- Was signed by the Astros, January 9, 2006.

MOST RECENT HITTING COACHES

2020-22	Alan Zinter	2003	Ray Knight, Tom Robson	1995-96	Hal McRae
2019	Turner Ward	2002	Jim Lefebvre	1993-94	Ray Knight
2014-18	Don Long	2001	Ken Griffey Sr.	1987-92	Tony Perez
2007-13	Brook Jacoby	1999-2000	Denis Menke	1985-87	Billy DeMars
2004-06	Chris Chambliss	1997-98	Ken Griffey Sr.	1970-84	Ted Kluszewski
		1997	Denis Menke		

Career Playing Record

Yr	Club	Avg.	G	AB	R	H	2B	3B	HR	RBI	BB	SO	SB
1989	St. Lucie - A	.239	48	159	17	38	10	0	3	32	18	31	0
	Pittsfield - A	.366	12	41	11	15	2	1	2	12	12	4	0
1990	Jackson - AA	.200	6	20	2	4	1	0	0	1	3	11	1
	St. Lucie - A	.291	98	333	63	97	19	6	7	63	54	70	8
1991	Williamsport - AA	.220	124	422	44	93	13	6	9	54	59	106	3
1992	Binghamton - AA	.223	128	431	63	96	13	5	16	50	70	117	0
1993	Binghamton - AA	.262	134	432	68	113	24	4	24	87	90	105	1
1994	Toledo - AAA	.238	134	471	66	112	29	5	21	58	69	185	13
1995	Toledo - AAA	.222	101	334	42	74	15	4	13	48	36	102	4
1996	Pawtucket - AAA	.269	108	357	78	96	19	5	26	69	58	123	5
1997	Tacoma - AAA	.287	110	404	69	116	19	4	20	70	64	113	3
1998	Iowa - AAA	.310	129	419	82	130	23	1	23	81	75	116	3
1999	Iowa - AAA	.255	14	51	7	13	2	0	3	8	5	13	0
	Seibu - JAPAN	.202	61	173	20	35	8	0	8	28	35	59	2
2000	Iowa - AAA	.227	90	233	27	53	12	2	14	35	39	78	0
	Tucson - AAA	.361	11	36	9	13	5	1	1	5	8	8	0
2001	New Orleans - AAA	.265	104	332	58	88	16	0	19	65	33	85	1
2002	Houston	.136	39	44	5	6	2	0	2	3	0	19	0
	New Orleans - AAA	.231	63	225	30	52	14	0	11	39	22	64	2
2003	New Orleans - AAA	.254	114	342	48	87	17	0	17	57	36	77	1
2004	Arizona	.206	28	34	2	7	2	0	1	6	5	15	0
	Tucson - AAA	.335	54	179	28	60	12	2	7	39	24	33	0
2005	Tucson - AAA	.216	47	111	9	24	4	1	2	14	12	30	0
2006	Round Rock - AAA	.259	99	212	41	55	11	2	12	44	35	63	1
2007	Somersset - IND	.261	93	299	51	78	18	0	13	43	43	75	0
Major Totals		.167	67	78	7	13	4	0	3	9	5	34	0
Minor Totals		.258	1728	5544	862	1429	280	49	250	931	822	1534	46
Japan Totals		.202	61	173	20	35	8	0	8	28	35	59	2
Independent Totals		.261	93	299	51	78	18	0	13	43	43	75	0

2022 NOTES



BASEBALL OPERATIONS SUPPORT STAFF



BO THOMPSON - Manager of Advance Scouting

Bo Thompson is in his eighth season with the Reds organization, his fourth as manager of advance scouting. He joined the organization full-time in November 2014 following an internship in the front office over the 2013 and 2014 seasons. He worked as a baseball operations analyst in 2015 and 2016 and served as the manager of Major League video operations in 2017 and 2018. In that most recent role, Bo was involved in the collection of video, advance scouting and instant replay decision-making. A native of Boyd County, KY, he graduated from the University of Kentucky in 2011 with a degree in accounting and business management before earning his MBA from UK in 2013. While in school, Bo was as an equipment manager and office assistant for the UK baseball team before he was named director of baseball operations from 2012-2013. Bo resides in Cincinnati.



GARY HALL - Coordinator of Major League Video & Technology

Gary Hall is in his third season as the Coordinator of Major League Video and Technology after spending the previous 4 seasons as minor league video coordinator at the complex in Goodyear. Hall is involved in the collection of video and in assisting with the advance scouting process. Prior to his time with the Reds, he spent the 2015 season as a baseball operations intern with the Orioles. Gary began his baseball career with the Pirates as the minor league operations fellow (2013-14), minor league video coordinator (2011-12) and minor league video intern (2010). A native of East Hampton, CT, in 2009 Hall graduated from Endicott College in Beverly, MA.



JORGE MERLOS - Spanish Language Translator / Media Relations Assistant

Jorge Merlos is in his seventh season in the organization, his third as Spanish language translator and media relations assistant for the Major League team. He was hired in February 2016 as an intern for the Reds Community Fund and in February 2018 was promoted to outreach coordinator for the RCF. He worked in that capacity until he joined the Reds' traveling party in February 2020. Merlos graduated in December 2015 with a bachelor of science degree in sports media from Ithaca College. He covered the Cornell University women's hockey team for ICTV and worked as a sports update host and play-by-play broadcaster for baseball and soccer on WICB and WVIC Radio. Merlos lives in Cincinnati.



LUKE SHINODA - Japanese Language Translator / Media Relations Coordinator

Luke Shinoda is in his third season in the organization. He was hired after the team signed, in January 2020, Pacific League All-Star outfielder Shogo Akiyama. Shinoda began his career in professional baseball in May 2016, when he was hired by Major League Baseball as an account executive assistant for its office in Tokyo. Following jobs with the 2017 World Baseball Classic and Beverly Hills Sports Council, he worked in the public and media relations departments of the Rancho Cucamonga Quakes (2018), New York Yankees (spring training 2019) and Los Angeles Angels of Anaheim (regular season 2019). In 2019, he graduated from Loyola Marymount University with a bachelor of arts degree in international relations.

MEDICAL STAFF

SEAN McQUEENEY - Head Athletic Trainer, PT, DPT, ATC

Sean McQueeney is in his first season as the Major League team's head athletic trainer. He worked for the Mariners from 2004-2011 as coordinator of rehabilitation & athletic training and coordinator of minor league rehabilitation, then from 2011-2013 spent time in the Royals organization as minor league rehabilitation coordinator. A board certified clinical specialist in sports physical therapy, McQueeney spent the last 8 years working as a physical therapist for a variety of private companies. In the summer of 2018, he was the athletic trainer/physical therapist for the Chinese Olympic Committee's men's table tennis team and in 2009 was the head athletic trainer for Cardenales de Lara in the Venezuelan Winter League. Currently a PhD candidate at the University of South Carolina, McQueeney played baseball at Richard Stockton College of New Jersey and from there received a bachelor's degree in science, a master's degree in physical therapy and a transitional doctorate in physical therapy. As part of his clinical experience, in the summer of 2004 he interned for local TriHealth Physical Therapy and for the Reds' Major League training staff.


TOMÁS VERA - Assistant Athletic Trainer, ATC

Tomás Vera, 54, is in his 12th season as Reds Assistant Athletic Trainer, his 32nd in professional baseball. He joined the organization in September 2006 as a minor league athletic trainer (Sarasota 2007-2008, Louisville 2009-2010). Prior to joining the Reds, he worked 12 years in the White Sox organization (Kannapolis 2004-2006, Great Falls 2003, Bristol 2002, Phoenix 2001, Tucson 1998-2000, Sarasota 1995-1997). In 1994, Tomás also worked for the Brewers in spring training/extended spring training. In 1990 he began his baseball career with the Venezuela Summer League's Azucareros de la Victoria and worked as an athletic trainer in the Venezuela Winter League with Aragua, Caracas, Cabimas and Pastora (1990-1996, 2009, 2012). He also spent time in the Dominican Winter League with Licey (1999-2002). Vera was the head athletic trainer for Venezuela in the 2006, 2009, 2013 and 2017 World Baseball Classics. He received his degree in physical education from UPEL-Venezuela and is recognized as the first Venezuelan certified member of the NATA. Tomás is the son of Leandro Vera Fortique and Hilda Oviedo de Vera. He was born in Caracas, Venezuela and lives in Sarasota with wife Mariela and children Rafael and Carolina.


BRAD EPSTEIN - Director of Physical Therapy / Assistant Trainer, PT, DPT, ATC

Brad Epstein is in his 13th season in the organization, his sixth as Director Physical Therapy and second as a member of the traveling party. He spent the 2010-2016 seasons as physical therapist / rehabilitation coordinator. Before joining the Reds, in 2009 Brad worked as a physical therapist at New York SportsMed and at Physical Therapy in New York City. He also completed internships with the New York Jets, Cleveland Indians and Toronto Blue Jays. A 2001 graduate of Watkins Mill High School in Gaithersburg, Maryland, in 2005 Epstein received a bachelor's degree in athletic training and pre-physical therapy from Baldwin-Wallace University and in 2009 he earned a doctorate of physical therapy from Columbia University. Brad and wife Randi live in Cincinnati with their 9-year-old son, Parker Reid.

HEAD ATHLETIC TRAINERS

Sean McQueeney	2022 - present
Steve Baumann	2016 - 2021
Paul Lessard	2010 - 2015
Mark Mann	2003 - 2009
Greg Lynn	1993 - 2002
Larry Starr	1972 - 1992
Bill Cooper	1968 - 1971
Al "Hump" Wylder	1965 - 1967
"Doc" Rhode	1960 - 1964
"Doc" Wayne Anderson	1951 - 1959
Bob Bohn	1948 - 1950

ASSISTANT ATHLETIC TRAINERS

Brad Epstein	2022 - present
Jimmy Mattocks	2016 - 2021
Tomas Vera	2011 - present
Steve Baumann	2005 - 2015
Tim Elser	2004 - 2006
Nick Kenney	2003 - 2004
Lonnie Soloff	2003
Mark Mann	1995 - 2002
Doug Spreen	1992 - 1994
Dan Wright	1990 - 1991
Joe Harvey	1982 - 1989



ROB FUMAGALLI - Director of Strength & Conditioning, CSCS, RSCC*D

Rob Fumagalli is in his second season in the organization. As part of the Reds' health and performance department, he will provide leadership oversight of strength and conditioning for the Major League team and throughout the player development system. Rob spent the 2020 season as assistant strength and conditioning coach for the Texas Rangers following a decade of service with the Seattle Mariners, first as strength and conditioning specialist (2010-2013) and then as strength and conditioning coordinator (2014-2019). He received his bachelor's degree in kinesiology/preventative rehabilitation from Northern Illinois University.



AARON REIS - Assistant Director of Strength & Conditioning, CSCS, RSCC

Aaron Reis (pronounced Rice) is in his first season in the organization. He was hired by the Reds following 7 years in the high performance department of the Mariners, including the last 2 seasons as their minor league strength and conditioning coordinator. Reis joined the Mariners after 2 seasons as strength and conditioning coach for the Royals' Arizona League and South Atlantic League (Lexington) affiliates, winning the 2013 PBSCCS AZL Strength and Conditioning Coach of the Year Award. He earned his bachelor's degree in exercise and sports science with a minor in sports psychology from the University of Evansville (2010) and his master's degree in exercise physiology from Southern Illinois University-Edwardsville (2013). Reis also interned in sports performance at Stanford University in 2012 and at EXOS (formerly Athletes' Performance) in 2013.



ASHLEY MEUSER - Major League Sports Dietitian, MS, RDN, CSSD, LD, CLT

Ashley Meuser is in her fourth year in the organization, her third as the Major League team's sports dietitian. She spent 2019 as the organization's coordinator of minor league nutrition and the 3 previous seasons (2016-2018) consulting with the Reds as the minor league sports dietitian. She also serves as the dietitian for the Flying Pig Marathon events. Prior to joining the Reds, she worked as a wellness director and sports dietitian for a wellness and fitness company, and as a consultant for Cincinnati-area high school football programs. Ashley earned her bachelor's degree in human nutrition from The Ohio State University in 2008 and her master's degree in nutritional sciences from the University of Cincinnati in 2010. She completed her dietetic internship from Indiana University-Purdue University, Indianapolis in 2012, where part of her internship was spent in Orlando working with University of Central Florida athletics. She is a Certified Specialist in Sports Dietetics (CSSD). She lives in Cincinnati.



TAKESHI YAMAMOTO - Health & Performance Specialist

Takeshi Yamamoto joined the Reds in spring 2020 after the January signing of free agent OF Shogo Akiyama. Born in Miyagi-Prefecture, Watari Town, Japan, Takeshi began his professional sports career at the Komori Sports Massage Facility (1994-2004). As the athletic trainer for Japan's national ski team (2001-2002), he worked at the 2002 Winter Olympics in Salt Lake City. In 2004 he joined the Saitama Seibu Lions as a medical trainer and worked there through 2019, including 4 seasons as chief trainer after a 2016 promotion. He was a member of the 2004 and 2008 Japan champion clubs. Yamamoto graduated in 1990 from Toyo University with a pre-law degree and in 1994 from Akamon Acupuncture School. Takeshi, 51, lives in Saitama-Prefecture, Tokorozawa, Japan with wife Shima and children Kentaro and Shotaro.



ROBYN COHEN - Pilates & Mobility Coach

Robyn Cohen in February 2019 joined the Reds' health and performance staff as a movement and mobility specialist and will be traveling with the team for the third season. Before joining the Reds, she spent 2 years creating and tailoring individualized Pilates and Yoga programs for the Dodgers. The Kansas City native in 2006 earned a bachelor's degree in dance performance from the University of Arts in Philadelphia and then pursued a career as a professional dancer, physical therapy aide and magician's assistant. She worked on entertainer Michael Jackson's last tour, appeared in the CW's Masters of Illusion and during 7 years as a magician's assistant performed in NFL and NBA halftime shows. Since 2007, Cohen has been nationally recognized as a Pilates Method Alliance instructor and is certified in TRX, CoreAlign, Yoga and Thai Yoga bodywork.

CLUBHOUSE STAFF



RICK STOWE - Senior Director, Clubhouse Operations

Rick Stowe began his career as a bat boy and performed those duties from 1981-1983, when he became an assistant to his father, Bernie Stowe. In 1997, he was promoted to his current position. Rick is responsible for the day-to-day operations of the Reds' clubhouse, including the ordering of supplies and equipment and the upkeep of all equipment. In November 2001, Rick was named to the board of directors for the Cincinnati Reds Community Fund, for which he serves as chairman of the player relations committee. Rick and his wife, Marsha, reside in Cincinnati with their children Luke, Erica, Noah and Gabriel.



MARK STOWE - Home Clubhouse Assistant

In 1975, Mark Stowe became the first of Bernie Stowe's sons to join the Reds and, like his father, started out as a bat boy. Mark continued to work for his father in the Reds' clubhouse before he was named Visiting Clubhouse Manager in 1997. He returned to the home clubhouse prior to the 2019 season and assists in the ordering of all equipment and clubhouse supplies and in the general upkeep of the Reds' clubhouse. Mark and his wife, Ann, reside in Cincinnati with their children Emily, Adam and Molly. They have one granddaughter, Gwen.



JOSH STEWART - Visiting Clubhouse Manager

Josh Stewart is responsible for running the visiting team's clubhouse during the regular season and assists in the Reds' clubhouse during Spring Training. He joined the organization in 1994 as a ball boy and visiting clubhouse attendant. He was a bat boy during the 1995 season and the next year began working in the visiting clubhouse. Josh worked in the clubhouse on the visiting side until 2003, when he was promoted to Rick Stowe's assistant in the Red' clubhouse. Prior to the 2019 season, he returned to the visiting clubhouse as manager. He graduated from the University of Cincinnati with a bachelor's degree in business (marketing). Josh often sings the National Anthem prior to games. He lives in Cincinnati with wife Amberly, son Johnny and daughter Lucy.

TEAM TRAVEL



GARY WAHOFF - Senior Director, Team Travel

Gary Wahoff is in his 34th season with the Reds, his 27th as the Major League club's Director of Travel. He is responsible for coordinating all phases of travel for Reds' players and staff, including all spring training arrangements in Goodyear, Arizona. Following the 2002 season, Wahoff was voted Traveling Secretary of the Year by his peers. Wahoff began his career in the stadium operations department and was named to his current position in February 1996. Prior to his current assignment, he spent 3 years as the club's field superintendent. He graduated in 1992 from Xavier University, where he earned his degree in finance. Gary and wife Kristine reside in Northern Kentucky with sons Max, Elliot and Henry and daughter Gretchen.

MEDIA RELATIONS STAFF



ROB BUTCHER - Vice President, Media Relations

Rob Butcher joined the Reds as director of media relations on January 6, 1997 and was named vice president on December 27, 2016. He is in his 34th season in professional baseball, his 29th in the Major Leagues and his 26th with the Reds. In December 2006, Butcher received Major League Baseball's Robert O. Fishel Award for public relations excellence. In 1988 he began his front office career as an intern with the Class AAA Columbus Clippers and worked there 5 seasons before he was named assistant director of media relations for the New York Yankees in March 1993. In June 1993, he was promoted to New York's director of media relations and held that position for 3 seasons until December 21, 1995. On behalf of Major League Baseball, Butcher has worked 22 All-Star Games (1994, 1995, 1999, 2001-2019) and 21 World Series (1995, 1997, 2000-11, 2013-2019). In March 2006, March 2009

and March 2017 he served as MLB's press liaison for Team USA during the World Baseball Classic and in November 2012 served as MLB's public relations liaison at the Taiwan qualifier for the 2013 WBC. Team USA won the gold medal at the 2017 WBC. Butcher graduated in 1981 from Wilmington (OH) High School and in 1985 from the University of Dayton with a degree in broadcasting and journalism. In August 1989, he received his master's degree in sport management from The Ohio State University. In September 2001, Rob was inducted into the Clinton County (OH) Sports Hall of Fame. He ran the 2010 Boston Marathon in 3:24:59. Butcher and his wife, Dana, live in the Northern Kentucky suburb of Park Hills with their border collie, Montego.



LARRY HERMS - Director, Media Relations

Larry Herms is in his 25th season with the Reds, all in the media relations department. He joined the Reds as a media relations intern in January 1998, was named media relations assistant in November of that year and from 2006-2016 spent 11 seasons as assistant director of media relations before he was named director on December 27, 2016. On behalf of Major League Baseball, Herms has worked 7 National League Championship Series (2006-09, 2011, 2014, 2016) and the 2015 All-Star Game at Great American Ball Park. He began his baseball career in 1997 as an intern in the front office of the Class AAA American Association. A graduate of Cincinnati's Elder High School, he earned a bachelor of arts degree in communications from the University of Cincinnati in 1998. During the 2010-2011 basketball season, Herms filled in as the sports information department contact for the Bearcats men's basketball team. Larry and wife Maggie reside in Cleves with their daughter, Eden Elizabeth.



JAMIE RAMSEY - Director, Media Relations, Digital Content

Jamie Ramsey is in his 25th season in the Reds organization and his 22nd season in the media relations department. He joined the organization in 1997 as a member of the Cinergy Field grounds crew and worked in that capacity until his promotion to the front office in 2000, first working as an intern and then as a media relations assistant. In 2006 he was named assistant director of media relations, and in November 2012 he added digital content to his title. Jamie was named director on December 27, 2016. On behalf of MLB, he worked 5 National League Championship Series (2008-09, 2011, 2013-14) and the 2015 All-Star Game at Great American Ball Park. Born and raised in nearby Hamilton, Ramsey is a 1999 graduate of Miami University. He created the Better Off Red blog in 2009 and hosted every episode of its titular podcast. Ramsey and his wife, Melissa, live in Montgomery with twin daughters Eleanor and Jocelyn.

MAJOR LEAGUE BASEBALL'S ROBERT O. FISHEL AWARD FOR PUBLIC RELATIONS EXCELLENCE

Robert O. Fishel (1981)	Richard Griffin (1992)	Rick Vaughn (2003)	Jason Zillo (2014)
Bob Brown (1982)	John Blake (1993)	Jeff Idelson (2004)	Brian Bartow (2015)
Larry Shenk (1983)	Katy Feeney (1994)	Randy Adamack (2005)	Bart Swain (2016)
Red Patterson (1984)	Howard Starkman (1995)	Rob Butcher (2006)	Gene Dias (2017)
Jim Ferguson (1985)	Bill Guilfoile (1996)	Richard Levin (2007)	Josh Rawitch (2018)
Fred Claire (1986)	Dick Bresciani (1997)	Scott Reifert (2008)	Tyler Barnes (2019)
Jim Toomey (1987)	Jay Horwitz (1998)	Pat Courtney (2009)	Dustin Morse (2020)
Tom Mee (1988)	Bob DiBiasio (1999)	Jay Alves (2010)	Mike Teevan (2021)
Donald Davidson (1989)	Tim Mead (2000)	Jim Trdinich (2011)	
Ned Colletti (1990)	Rob Matwick (2001)	Staci Slaughter (2012)	
Phyllis Merhige (1991)	Mike Swanson (2002)	Tim Hevly (2013)	

HOW THE 2022 REDS WERE BUILT (40-MAN ROSTER)
MAJOR LEAGUE FREE AGENTS

Player	Date Signed
Shogo Akiyama, OF	1/6/20
Kyle Farmer, IF	12/3/20
Colin Moran, INF	3/17/22
Mike Moustakas, IF	12/5/19
Tommy Pham, OF	3/26/22
Donovan Solano, INF	3/16/22
Hunter Strickland, RHP	3/22/22

NON-DRAFTED AMATEUR FREE AGENTS (SIGNING SCOUT)

Player	Date Signed
Aristides Aquino, OF (Richard Jimenez)	1/18/11
Jose Barrero, SS (Chris Buckley, et al)	6/8/17
Allan Cerda, OF (Felix Romero)	7/3/17
TJ Friedl, OF (Rex De La Nuez)	8/4/16
Vladimir Gutierrez, RHP (Tony Arias)	9/7/16
Dauri Moreta, RHP (Richard Jimenez)	3/12/15

MINOR LEAGUE FREE AGENTS

Player	Date Signed
Daniel Duarte, RHP	2/8/20 & 6/24/21
Tyler Naquin, OF	2/18/21

WAIVER CLAIMS

Player	From	Date Claimed
Max Schrock, IF	Chc	2/10/21

FIRST-YEAR PLAYER DRAFT

Player	Round (Overall)	Year
Tejay Antone, RHP	5	2014
Alexis Diaz, RHP	12	2015
Hunter Greene, RHP	1 (2)	2017
Ryan Hendrix, RHP	5	2016
Jonathan India, 2B	1 (5)	2018
Mark Kolozsvary, C	7	2017
Alejo Lopez, IF	27	2015
Tyler Mahle, RHP	7	2013
Tony Santillan, RHP	2	2015
Nick Senzel, OF	1 (2)	2016
Jared Solomon	11	2017
Tyler Stephenson, C	1 (11)	2015
Joey Votto, 1B	2	2002

RULE 5 DRAFT SELECTIONS

Player	From	Year
-	-	-

ACQUIRED BY TRADE

Player	From	Date	In exchange for:
Luis Castillo, RHP	Marlins	1/19/17	With RHP Austin Brice and minor league OF Isaiah White for RHP Dan Straily
Luis Cessa, RHP	Yankees	7/27/21	With LHP Justin Wilson for a PTBN (RHP Jason Parker)
Justin Dunn, RHP Jake Fraley, OF	Mariners	3/14/22	With minor league LHP Brandon Williamson and a player to be named (RHP Connor Phillips, 3/29/22), for 3B Eugenio Suárez and OF Jesse Winker
RHP Jeff Hoffman, RHP	Rockies	11/25/20	Along with minor league RHP Case Williams for RHP Robert Stephenson and minor OF Jameson Hannah
James Marinar, RHP	Dodgers	7/4/18	With RHP Aneurys Zabala for RHP Dylan Floro, RHP Zach Neal and international cap space
Mike Minor, LHP	Royals	3/16/22	With cash for LHP Amir Garrett
Riley O'Brien, RHP	Rays	8/28/20	LHP Cody Reed
Reiver Sanmartin, LHP	Yankees	1/21/19	With RHP Sonny Gray for IF Shed Long and the Reds' 2019 Competitive Balance A draft pick
Lucas Sims, RHP	Braves	7/30/18	With OF Preston Tucker and RHP Matt Wisler for OF Adam Duvall
Art Warren, RHP	Rangers	1/6/21	Cash
Justin Wilson, LHP	Yankees	7/27/21	With RHP Luis Cessa for a PTBN (RHP Jason Parker)

NICK KRALL'S ACQUISITIONS SINCE MAY 9, 2018 (40-MAN ROSTER)

MAJOR LEAGUE FREE AGENTS

Player	Date Signed
Shogo Akiyama, OF	1/6/20
Kyle Farmer, IF	12/3/20
Colin Moran, INF	3/17/22
Mike Moustakas, IF	12/5/19
Tommy Pham, OF	3/26/22
Donovan Solano, INF	3/16/22
Hunter Strickland, RHP	3/22/22

FIRST-YEAR PLAYER DRAFT

Player	Round (Overall)	Year
Jonathan India, 2B	1 (5)	2018

RULE 5 DRAFT SELECTIONS

Player	From	Year
-	-	-

NON-DRAFTED AMATEUR FREE AGENTS (SIGNING SCOUT)

Player	Date Signed
-	-

MINOR LEAGUE FREE AGENTS

Player	Date Signed
Daniel Duarte, RHP	2/8/20 & 6/24/21
Tyler Naquin, OF	2/18/21

WAIVER CLAIMS

Player	From	Date Claimed
Max Schrock, IF	Chc	2/10/21

ACQUIRED BY TRADE

Player	From	Date	In exchange for:
Luis Cessa, RHP	Yankees	7/27/21	With LHP Justin Wilson for a PTBN (RHP Jason Parker)
Justin Dunn, RHP Jake Fraley, OF	Mariners	3/14/22	With minor league LHP Brandon Williamson and a player to be named (RHP Connor Phillips, 3/29/22), for 3B Eugenio Suárez and OF Jesse Winker
RHP Jeff Hoffman, RHP	Rockies	11/25/20	Along with minor league RHP Case Williams for RHP Robert Stephenson and minor OF Jameson Hannah
James Marinan, RHP	Dodgers	7/4/18	With RHP Aneurys Zabala for RHP Dylan Floro, RHP Zach Neal and international cap space
Mike Minor, LHP	Royals	3/16/22	With cash for LHP Amir Garrett
Riley O'Brien, RHP	Rays	8/28/20	LHP Cody Reed
Reiver Sanmartin, LHP	Yankees	1/21/19	With RHP Sonny Gray for IF Shed Long and the Reds' 2019 Competitive Balance A draft pick
Lucas Sims, RHP	Braves	7/30/18	With OF Preston Tucker and RHP Matt Wisler for OF Adam Duvall
Art Warren, RHP	Rangers	1/6/21	Cash
Justin Wilson, LHP	Yankees	7/27/21	With RHP Luis Cessa for a PTBN (RHP Jason Parker)

Cincinnati Reds 40-Man Roster

Manager: #25 David Bell **Coaches:** #92 Kyle Amsberg, #45 Freddie Benavides, #90 Delino DeShields, #91 José Duarte, #56 J.R. House, #65 Eric Jagers, #36 Derek Johnson, #62 Joel McKelthan, #89 Cristian Pérez, #61 Jeff Pickler, #60 Lee Tunnel, #88 Rolando Valles, #59 Alan Zinter

#	PITCHERS (22)	B	T	HT	WT	Age	Born	Birthplace	Resides	2021 Club(s)	W-L	ERA	G	GS	CG	SHO	SV	IP	H	R	ER	BB	SO	MLS	
70	ANTONE, Tejay (60 IL)	R	R	6-4	230	28	12/5/93	Oklahoma City, OK	Mansfield, TX	Cincinnati	2-0	2.14	23	0	0	0	0	3	33.2	17	8	8	13	42	2,000
58	CASTILLO, Luis	R	R	6-2	200	29	12/12/92	Bani, DR	Bani, DR	#Louisville - AAA	0-0	2.70	7	0	0	0	0	1	6.2	4	2	2	3	10	
85	CESSA, Luis	R	R	6-0	208	29	4/25/92	Córdoba, MX	Cardenas, MX	Cincinnati	8-16*	3.98	33	0	0	0	0	0	187.2	181	94	83	75	192	4,101
43	DIAZ, Alexis	R	R	6-2	224	25	9/28/96	Humacao, PR	Naguabo, PR	Cincinnati	2-1	2.05	24	0	0	0	0	0	38.1	31	17	12	17	31	4,131
41	DUARTE, Daniel	R	R	6-0	170	25	12/4/96	Huatabampo, MX	Echejoja, MX	Chattanooga - AA	3-1	3.83	35	0	0	0	2	42.1	30	20	18	20	70	0,000	
38	DUNN, Justin	R	R	6-2	185	26	9/22/95	Freeport, NY	Freeport, NY	ACL Reds - R	0-0	9.00	1	0	0	0	0	1	2.0	2	2	2	2	3	0,000
21	GREENE, Hunter	R	R	6-5	230	21	8/6/99	Los Angeles, CA	Phoenix, AZ	Dayton - A	0-1	3.38	4	0	0	0	0	1	5.1	5	2	2	6	4	
53	GUTIERREZ, Vladimir	R	R	6-1	205	26	9/18/95	Havana, Cuba	Veracruz, MX	Chattanooga - AA	0-1	5.84	11	0	0	0	0	6	12.1	14	8	8	5	18	
68	HENDRIX, Ryan	R	R	6-3	205	27	12/16/94	Lufkin, TX	Livingston, TX	Louisville - AAA	2-0	0.00	3	0	0	0	0	1	4.0	0	0	0	0	7	2,020
23	HOFFMAN, Jeff	R	R	6-5	235	29	1/8/93	Latham, NY	Scottsdale, AZ	Seattle	1-3	3.75	11	11	0	0	0	50.1	37	21	21	29	49		
30	MAHLER, Tyler	R	R	6-3	210	27	9/29/94	Newport Beach, CA	Huntington Beach, CA	#Tacoma - AAA	0-0	0.00	1	0	0	0	0	0	0.0	0	0	0	1	0	
81	MARINAN, James	R	R	6-5	239	23	10/10/98	Boynton Beach, CA	Boynton Beach, CA	Chattanooga - AA	5-0	1.98	7	7	0	0	0	41.0	27	9	9	14	60	0,000	
31	MINOR, Mike	R	L	6-4	210	34	12/26/87	Chapel Hill, TN	Knoxville, TN	Louisville - AAA	5-8	4.13	14	14	0	0	0	65.1	59	35	30	25	79		
55	MORETA, Dauri	R	R	6-2	200	25	4/15/96	Comandador, DR	Comandador, DR	Louisville - AAA	2-0	2.65	3	3	0	0	0	17.0	9	5	5	7	21	0,127	
57	O'BRIEN, Riley	R	R	6-4	180	27	2/6/95	Seattle, WA	Shoreline, WA	Cincinnati	9-6	4.74	22	22	0	0	0	114.0	115	61	60	46	88		
52	SANMARTIN, Reiver	L	L	6-2	160	25	4/15/96	Cartagena, Colombia	Cartagena, Colombia	Cincinnati	5-1	5.97	36	0	0	0	0	31.2	33	23	21	16	35	0,097	
64	SANTILLAN, Tony	R	R	6-3	240	24	4/15/97	Fort Worth, TX	Arlington, TX	Louisville - AAA	0-0	1.76	4	4	0	0	0	15.1	11	4	3	4	20		
39	SIMS, Lucas	R	R	6-2	220	27	5/10/94	Lawrenceville, GA	Lawrenceville, GA	#Louisville - AAA	0-1	12.00	1	1	0	0	0	3.0	5	4	4	1	5		
87	SOLOMON, Jared	R	R	6-2	213	24	6/10/97	Milville, PA	Milville, PA	Cincinnati	13-6	3.75	33	33	0	0	0	180.0	158	78	75	64	210	4,018	
54	STRICKLAND, Hunter	R	R	6-3	225	33	9/24/88	Thomaston, GA	Griffin, GA	Dayton - A	1-6	5.30	13	10	0	0	0	52.2	45	34	31	35	46	0,000	
77	WARREN, Art	R	R	6-3	237	29	3/23/93	Defiance, OH	Napoleon, OH	Dayton - A	1-0	0.00	2	2	0	0	0	12.0	4	0	0	6	17		
										Cincinnati	8-12	5.05	28	28	0	0	0	158.2	156	92	89	41	149	10,138	
										Cincinnati	4-0	1.35	18	0	0	0	0	26.2	17	6	4	5	37	0,012	
										Cincinnati	0-0	0.68	24	0	0	0	0	8	26.1	14	4	2	4	21	
										Cincinnati	0-0	2.45	4	0	0	0	0	3.2	2	1	1	1	4		
										Cincinnati	7-7	4.55	23	22	0	0	0	112.2	93	59	57	55	121	0,006	
										Cincinnati	0-1	13.50	1	1	0	0	0	1.1	2	2	3	2	2		
										Chattanooga - AA	2-0	0.50	4	3	0	0	0	18.0	8	2	1	5	23	0,007	
										Louisville - AAA	8-2	3.94	21	14	0	0	0	82.1	80	40	36	23	89		
										Louisville - AAA	2-0	1.54	2	2	0	0	0	11.2	12	2	2	11			
										Louisville - AAA	1-3	2.13	13	6	1	0	0	2	38.0	25	10	9	15	51	0,080
										Cincinnati	1-3	2.91	26	4	0	0	0	43.1	34	15	14	21	56		
										Cincinnati	5-3	4.40	47	0	0	0	7	47.0	34	26	23	18	76	3,014	
										Cincinnati	0-0	3.86	2	0	0	0	0	4.2	6	2	2	3	4		
										Chattanooga - AAA	0-0	9.95	9	0	0	0	0	6.1	11	9	7	4	4	0,000	
										Los Angeles (AL)	0-0	1.69	13	0	0	0	0	16.0	14	4	3	6	16	6,033	
										Tampa Bay	3-2	1.73	35	0	0	0	0	36.1	21	8	7	12	38		
										Milwaukee	1-2	5.06	15	0	0	0	2	16.0	18	10	9	5	30	0,146	
										Louisville - AAA	3-0	1.29	26	0	0	0	0	21.0	11	3	3	8	8		
										Cincinnati															

Injured, Did Not Pitch

34	WILSON, Justin	L	L	6-2	205	34	8/18/87	Anaheim, CA	Colleyville, TX	#Scranton/W-B - AAA	0-0	0.00	3	0	0	0	0	0	3.0	0	0	0	0	2	2	9.035
										New York (AL)	1-1	7.50	21	0	0	0	0	0	18.0	18	17	15	9	15		
										Cincinnati	0-0	2.81	21	0	0	0	0	0	16.0	14	5	5	7	14		
											2021 Club(s)	AVG	G	AB	R	H	2B	3B	HR	RBI	BB	SO	SB	E	MLS	
47	KOLOZSVARY, Mark	R	R	5-8	185	26	9/4/95	Eustis, FL	Tavares, FL	Resides	.233	40	146	33	34	12	0	6	26	20	53	0	1	0.014		
											.190	19	58	9	11	2	1	1	2	3	23	0	2	0.014		
											---	0	0	0	0	0	0	0	0	0	0	0	0	0.000		
											.286	132	350	56	100	21	0	10	45	41	75	0	1	1.056		
37	STEPHENSON, Tyler	R	R	6-4	225	25	8/16/96	Atlanta, GA	Kennesaw, GA																	
											2021 Club(s)	AVG	G	AB	R	H	2B	3B	HR	RBI	BB	SO	SB	E	MLS	
											2021 Club(s)	AVG	G	AB	R	H	2B	3B	HR	RBI	BB	SO	SB	E	MLS	
2	BARRERO, Jose	R	R	6-2	175	24	4/5/98	Havana, Cuba	Pompano Beach, FL	Resides	.300	40	160	31	48	9	1	6	28	16	40	8	8	0.129		
											.306	45	170	31	52	10	0	13	38	20	44	8	7			
											.200	21	50	4	10	4	1	0	3	3	17	1	2			
17	FARMER, Kyle	R	R	6-0	200	31	8/17/90	Atlanta, GA	Atlanta, GA		.263	147	483	60	127	22	2	16	63	22	97	2	6*	3.129		
6	INDIA, Jonathan	R	R	6-0	200	25	12/15/96	FL Lauderdale, FL	Coral Springs, FL		.289	150	532	98	143	34	2	21	69	71	141	12	15	1.000		
28	LOPEZ, Alejo	S	R	5-10	170	25	5/5/96	Mexico City, MX	Glendale, AZ		.362	25	105	18	38	9	0	0	13	33	21	6	1	0.029		
											.303	67	251	54	76	18	0	6	31	32	31	3	2			
											.261	14	23	3	6	0	0	0	0	0	0	5	0	1		
16	MORAN, Colin	L	R	6-4	225	29	10/1/92	Port Chester, NY	Charlotte, NC		.200	9	25	4	5	2	0	2	11	3	7	0	0	4.107		
											.258	99	318	29	82	12	0	10	50	36	87	1	5			
9	MOUSTAKAS, Mike	L	R	6-0	225	33	9/11/88	Los Angeles, CA	Malibu, CA		.208	62	183	21	38	12	0	6	22	18	46	0	5	10.111		
											.353	5	17	3	6	1	0	1	1	1	1	1	0			
32	SCHROCK, Max	L	R	5-9	185	27	10/12/94	Bremerton, WA	Cary, NC		.289	38	128	14	37	4	0	6	19	7	25	0	6	1.013		
											.288	53	125	19	36	7	2	3	14	8	24	1	2			
7	SOLANO, Donovan	R	R	5-9	197	34	12/17/87	Barranquilla, COL	Miami, FL		.375	5	16	3	6	1	0	0	2	0	5	0	0	6.081		
											.280	101	307	35	86	17	0	7	31	25	58	2	7			
19	VOTTO, Joey	L	R	6-2	225	38	9/10/83	Toronto, Ontario, CN	Toronto, Ontario, CN		.226	54	186	32	42	8	0	11	22	37	43	0	5	14.027		
											2021 Club(s)	AVG	G	AB	R	H	2B	3B	HR	RBI	BB	SO	SB	E	MLS	
											2021 Club(s)	AVG	G	AB	R	H	2B	3B	HR	RBI	BB	SO	SB	E	MLS	
											2021 Club(s)	AVG	G	AB	R	H	2B	3B	HR	RBI	BB	SO	SB	E	MLS	
4	AKIYAMA, Shogo	L	R	6-1	194	33	4/16/88	Yokosuka, Japan	Yokosuka, Japan	Resides	.204	88	162	16	33	8	0	0	12	14	40	2	3	2.000		
44	AQUINO, Aristides	R	R	6-4	220	27	4/22/94	Santo Domingo, DR	Santo Domingo, DR		.190	84	174	25	33	6	1	10	23	77	25	2	3	2.005		
											.263	6	19	5	5	2	0	0	1	5	8	1	0	0		
											.242	66	227	42	55	14	4	14	42	31	85	1	4	0.000		
86	CERDA, Allan	R	R	6-3	203	22	11/24/99	New York, NY	Santo Domingo, DR		.273	21	77	15	21	8	1	3	13	10	20	1	1			
											.210	78	214	27	45	7	0	9	36	36	71	10	1	1.097		
27	FRALEY, Jake	L	L	6-0	195	26	5/25/95	Frederick, MD	Miami, FL		.325	13	40	8	13	1	0	3	7	9	15	3	1	0.016		
											.290	14	31	9	9	1	0	1	2	4	2	0	2			
29	FRIEDL, TJ	L	L	5-10	180	26	8/14/95	Sewickley, PA	Las Vegas, NV		.264	113	386	59	102	15	5	12	36	44	65	13	1	0.016		
											.270	127	411	52	111	24	2	19	70	35	106	5	4	5.033		
12	NAQUIN, Tyler	R	R	6-2	195	30	4/24/1991	Spring, TX	Houston, TX		.229	155	475	74	109	24	2	15	49	78	128	14	2	6.107		
28	PHAM, Tommy	R	R	6-2	214	34	3/8/88	Las Vegas, NV	Las Vegas, NV		.252	36	111	18	28	4	0	1	8	12	16	2	3	2.150		
15	SENZEL, Nick	R	R	6-1	218	26	6/29/95	Atlanta, GA	Knoxville, TN		.286	10	35	5	10	3	1	0	2	2	2	2	0	0		
											#Louisville - AAA															

Injury rehabilitation assignment. * Led league or tied for league lead. ** Kyle Farmer established single-season franchise records for fewest errors (5) and highest fielding average (.988) by a shortstop

Ages as of scheduled Opening Day, March 31, 2022

C Mark Kolozsvary spent 2 days on the Reds' roster but did not appear in a game

RHP Tejay Antone on 60-day injured list



秋山翔吾

OF

4

年齢:33歳 身長:184cm 体重:85kg 投打:右投左打 メジャー経歴:2,000年

生年月日:1988年4月16日 出身地:神奈川県横須賀市

入団経緯:2020年1月6日に、2022年シーズンまでの3年契約に合意。
ロブ・フィドラーが担当。

契約内容:2022年シーズンまで契約。

記録・表彰・タイトル等

- 2020年に、球団史上初の日本人選手として出場を果たす。
- 2022年シーズンまでにMLB公式戦に出場した日本人選手は、2021年に出場を果たした8名を含めて計72名。
- 日本プロ野球では、パシフィック・リーグ埼玉西武ライオンズに9年間に在籍し、通算打率.301、通算出塁率.376を記録。
- パ・リーグオールスター5度選出(2015, 2016, 2017, 2018, 2019)。
- パ・リーグベストナイン賞を4度受賞(2015, 2017, 2018, 2019)。
- パ・リーグゴールデン・グラブ賞6度受賞(2013, 2015, 2016, 2017, 2018, 2019)。
- メジャー1年目では、アリゾナのペラルタ選手とセントルイスのオニール選手と共にローリングズゴールドクラブ賞ファイナリストにレフトで選出。2020年シーズンでは、キャリア初のレフトをレギュラーとして守った。日本人選手でゴールドクラブ賞を受賞したのは、ライトを守ったイチロー選手のみ(10,2001-2010)
- 2010年度のプロ野球ドラフト会議にて3巡目指名を受け、西武に入団。
- 2011年4月12日に公式戦初出場を9番ライトで果たす。デビュー戦では、日本ハムファイターズに在籍していたダルビッシュ投手と対決。翌日に、ウルフ投手からプロ初ヒットと初打点を記録。
- 2012年シーズンは、パ・リーグトップの三塁打8本、打率では6位、長打率では9位を記録。
- 2014年5月14日から825試合連続フル試合出場を果たし、連続試合出場は2020シーズンの9試合目に833試合で途切れた。
- 2015年シーズンでは216安打を放ち、日本プロ野球新記録を樹立した。
- 球団広報兼通訳はルーク篠田が担当。

日本代表歴: (Team Japan History)

- 2012年 対キューバ代表エキシビジョン戦
- 2013年 対台湾代表エキシビジョン戦
- 2015 WBSCプレミア12代表入り
- 2016年 台湾代表、メキシコ代表、オランダ代表エキシビジョン戦
- 2017 World Baseball Classic 代表入り
- 2018日米野球シリーズ代表入り(MLBオールスターチームに選出されていたレッズ三塁手 エウヘニオ・スアレスと対戦)
- 2019 WBSCプレミア12の代表メンバーに選出されたが、右足指骨折で離脱

2021 シーズン

- ・ 10日の故障者リスト入りを2回、43試合欠場。開幕から29試合を左ハムストリングの怪我により欠場(4/1-5/6)。9/18から右ハムストリングの怪我により14試合を欠場。
- ・ 33試合をスタメン出場、センターで29試合(最後9/16@PHI)レフトでは4試合(最後5/31 vs. PHI)最後27試合はセンターで出場。
- ・ シーズン中スタメンの最長連続試合出場数は3試合(6/28-6/30, 7/17-7/19, 7/29-7/31)
- ・ 開幕は3/13のキャンプ中の試合で起こった左ハムストリングの怪我により故障者リストで迎えた。
- ・ ルイビルではリハビリで2試合に出場し(9打数1安打)、5月7日にポッター選手の左親指骨折で故障者リスト入りに伴い故障者リストから再登録。
- ・ スプリングトレーニングでは4試合に出場(7打数0安打,1得点,3四死球,3三振,1盗塁)
- ・ 2月25日-3月3日はシンシナティ市内の公園で起きた夫人の怪我により7試合欠場
- ・ シーズンデビュー戦は5月7日のクリーブランド戦、同日にマイリー投手がノーヒットノーラン達成。レフトでスタメン出場。
- ・ 5月16日、7対6で勝利したロッキーズ戦において放った3安打2打点はキャリアハイ。7月28日のカブス戦と8月15日のフィリーズ戦でも2打点をマーク。
- ・ 9月15日パイレーツ戦でクール投手からヒットを打ちキャリアハイの連続無安打を18打数で止めた。
- ・ 9月16日の1対0で勝利したパイレーツ戦において、7回の犠打は2015年のライオンズ時代以来初。同イニングで秋山選手の犠打後にカブレラ選手が犠飛を打った。
- ・ キャリア317打数で本塁打なしは現役選手でメジャー2位(1位シエラ選手500打数)
- ・ 7月21日のタイガースとのエキシビション戦ではレッズのユニフォームに袖を通してから唯一のホームランをマッケイ投手より記録。

2020 シーズン

- ・ メジャーデビューイヤーに初めてレフトでレギュラーを務め、守備の功績が称えられるゴールドグラブ賞ファイナリストに選出。セントルイスのオニール選手がレフトで受賞。
- ・ レッズではレフトで最多の36試合を含む、30試合出場を果たす。2補殺をマークし、ナショナルリーグではレフトで1補殺以上をマークしたのは9選手。
- ・ 7盗塁でチームトップを記録。2補殺は外野手でセンゼル選手と共にチームトップの記録。
- ・ 9月にはチームトップの打率.317(62打数20安打)と出塁率.456の記録を残し、レッズの2013年以降のポストシーズン進出へ大きく貢献。
- ・ 9月8日以降は打率.340(53打数18安打,2二塁打,5打点,3盗塁,出塁率.462)をマークし、17試合中12試合で出塁。
- ・ ダルビッシュ有投手との日本人対決では2試合で、4打数2安打を放つ。
- ・ 1番打者での出場は9月11日からの14試合を含め、28試合でチームトップ。6番では10試合、7番は6試合、8番では3試合をスタメンで出場。
- ・ レフトで30試合、センターでは17試合スタメン出場。
- ・ 8月19日から9月13日のセンゼルが故障者リスト入りの期間は23試合スタメン出場中、14試合をセンターで出場。9月1日のグッドウィン選手加入後は19試合中17試合をレフトでスタメン出場。
- ・ レッズで2020シーズンにメジャーデビューを果たした5人に含まれる(アントーン投手、スティーブソン選手、ペイトン選手、ガルシア選手)
- ・ デビューを果たした開幕戦のタイガース戦では、球団史上初の日本人選手として出場し、6回裏にアービン選手の代打でシスネロ投手から安打を放ち、打点もマーク。
- ・ 8月8日のブルワーズ戦では7回表に代打で出場し、打点を含む3塁打を放つ。球団では、代打での3塁打、打点は2019年7月23日のアービン選手以来。
- ・ 7月29日のカブス戦では、7回裏の満塁の場面で、アンダーウッド投手と対戦、2016年9月23日のブルワーズ戦でのポッター選手以来のトリプルプレーに倒れた。カブスは1997年5月以降のトリプルプレーをマーク。
- ・ 7月21日のタイガースとのエキシビション戦ではレッズのユニフォームに袖を通してから唯一のホームランをマッケイ投手より記録。

2019年シーズン

- ・ 埼玉西武ライオンズに所属。打率 .303、出塁率 .392、二塁打 31、三塁打 4、本塁打 20、62打点、12盗塁を記録。
- ・ 5度目のオールスターに選出された。4度目のパ・リーグ ベストナイン受賞賞。
- ・ 6度目のパ・リーグ ゴールデン・グラブ 受賞賞。
- ・ 10月に海外フリーエージェント(FA)権を行使してメジャーリーグ球団への移籍が可能となる。
- ・ 2020年1月6日に2022年までの3年契約をレッズと結んだ。

人物

- ・ 横浜創学館高→八戸大学→埼玉西武ライオンズ
- ・ 大学で在籍時は首位打者、最多打点、ベストナイン、最優秀選手賞の4冠を達成。



SHOGO AKIYAMA

OF
4

Age: 33 Ht.: 6-1 Wt.: 194 Bats: L Throws: R ML Service: 2.000

Born: 4/16/88 Birthplace: Yokosuka, Kanagawa, Japan Resides: Yokosuka, Kanagawa, Japan

Acquired: Was signed to a 3-year contract through the 2022 season, January 6, 2020. Was signed by Rob Fidler.

Contract: Signed through the 2022 season and under team control through 2022.

CAREER HIGHLIGHTS

- Is the only player born in Japan ever to appear in a game for the Reds.
- In his Major League debut on 2020 Opening Day, became the first player born in Japan to appear in a game for the Reds...in the sixth inning of that 7-1 win vs Det, pinch hit for Phillip Ervin and produced an RBI-single off José Cisnero.
- Prior to 2020 Opening Day, Cincinnati was the only current Major League franchise never to have an appearance by a player born in Japan.
- Prior to the 2022 season, 72 players born in Japan have made at least 1 Major League appearance...8 players from Japan played in the majors in 2021.
- Hit .301 with an on-base percentage of .376 during his 9-year career in Nippon Professional Baseball, all with the Seibu Lions of Japan's Pacific League.
- 5 times was a Pacific League All-Star (2015, 2016, 2017, 2018, 2019).
- 4 times received a Best Nine Award as 1 of the Pacific League's 3 best offensive outfielders (2015, 2017, 2018, 2019).
- 6 times won a Golden Glove Award as 1 of the Pacific League's 3 best defensive outfielders (2013, 2015, 2016, 2017, 2018, 2019).
- In his first Major League season, joined Ari's David Peralta and winner Tyler O'Neill of the Cardinals as finalists for the 2020 Rawlings Gold Glove Award for defensive excellence among left fielders...2020 was Akiyama's first professional season as a regular player at that position...Mariners RF Ichiro Suzuki is the only player from Japan ever to win a Gold Glove (10, 2001-2010).
- Beginning 5/4/14 played in 825 consecutive games for Seibu, including the final 110 games of 2014 and all 143 games in each of his last 5 seasons there...while playing for the Reds, he extended his professional playing streak to 833 straight games until missing the ninth game of his rookie season in 2020, the nightcap of a doubleheader sweep on 8/2 at Det.
- Selected in the third round of Nippon Professional Baseball's 2010 draft, made his professional debut on 4/12/11 as the right fielder and No. 9 batter on Opening Day vs Yu Darvish and the Nippon Ham Fighters (0-2, 1bb, 1hbp)...the next day recorded his first hit and RBI with a run-scoring single off Brian Wolfe.
- In 2012 led the Pacific League with 8 triples while ranking sixth in hitting and ninth in slugging.
- In 2015, established a Nippon Professional Baseball single-season record for hits with 216.
- Represented Japan's national baseball team in 2012 exhibition games vs Cuba, 2013 exhibition games vs Chinese Taipei, the 2015 WBSC Premier12, 2016 exhibition games vs Chinese Taipei, Mexico and Netherlands, the 2017 World Baseball Classic and Major League Baseball's Japan All-Star Series in November 2018...in MLB's Japan All-Star Series played against Reds All-Star 3B Eugenio Suárez, who was a member of the Major League Baseball's All-Star squad.
- Was selected to represent Japan in the November 2019 WBSC Premier12, an Olympic qualifier, but did not play after he suffered a broken right toe when hit by a pitch in an exhibition game with Canada.
- Luke Shinoda is the Reds' Japanese language translator / media relations coordinator.

Players Born In Japan 2020-21 Major League Rosters

- *Shogo Akiyama, OF **Reds**
- *Kohei Arihara, RHP Rangers
- *Yu Darvish, RHP Cubs/Padres
- Yoshihisa Hirano, RHP Mariners
- *Yusei Kikuchi, LHP..... Mariners
- *Kenta Maeda, RHP Twins
- *Shohei Ohtani, RHP/DH Angels
- *Hirokazu Sawamura, RHP Red Sox
- Masahiro Tanaka, RHP Yankees
- *Yoshitomo Tsutsugo, IF/OF .. TB/LA/Pit
- Shun Yamaguchi, RHP Blue Jays

* Made at least 1 Major League appearance in 2021
72 players born in Japan have played in MLB

2022 REDS

2021 SEASON

- Missed 43 games during 2 stints on the 10-day injured list...missed the first 29 games of the season with a left hamstring strain (4/1-5/6)...beginning 9/18 missed the last 14 games of the season with a right hamstring strain.
- Made 33 starts, including 29 starts in CF (last, 9/16 at Pit) and 4 starts in LF (last, 5/31 vs Phi)...made his last 27 starts in CF.
- His longest starts streak of the season was 3 games (6/28-6/30, 7/17-7/19, 7/29-7/31).
- Began the season on the 10-day injured list with a strained left hamstring suffered on 3/13, his last spring training appearance...following 2 rehab games at Louisville (1-9, 3k) was reinstated from the 10-day injured list on 5/7, when Joey Votto went on the 10-day injured list with a broken left thumb.
- Made 4 apps in spring training (0-7, 1r, 3bb, 3k, 1sb)...early in spring training, from 2/25-3/3, missed 7 days of camp after his wife was injured in an accident in a Cincinnati park.
- Made his season debut in Wade Miley's no-hitter on 5/7 at Cle...started in LF.
- In the 7-6 win on 5/16 at Col produced 3 hits and 2 RBI, both career highs...also had 2 RBI on 7/28 at Cubs and 8/15 at Phi.
- In the seventh inning of the 5-4 loss on 9/15 at Pit, singled off Chad Kuhl to snap a career-high 0-for-18 skid.
- In the seventh inning of the 1-0 win on 9/16 at Pit produced a sac bunt that led to Asdrúbal Cabrera's sac fly...was Akiyama's first sac bunt since 2015 while playing for the Seibu Lions of Japan's Pacific League.
- Finished the season with a streak of 317 at bats without a home run, the second-longest active streak in the Major Leagues (Magneuris Sierra, 500)...did homer in his first ever appearance at Great American Ball Park, in an exhibition vs the Tigers on 7/21/20 (3-run HR off David McKay).

STRAIGHT TO THE MAJOR LEAGUES, REDS

Year	Player	Previous Team
2020	Shogo Akiyama, OF	Seibu Lions, JPL
2015	Raisel Iglesias, P	Isla de la Juventud
2010	Mike Leake, P	Arizona State
1957	Bobby Henrich, SS	High School
1957	Jay Hook, P	Northwestern
1957	Don Pavletich, C	High School
1955	Al Silvera, OF	Southern Cal
1953	Bob G. Miller, P	High School
1944	Joe Nuxhall, P	High School

Akiyama debuted as a pinch hitter on 7/24/20 vs Det

2020 SEASON

- In his Major League debut and first professional season as a regular player in left field, was a finalist for the Rawlings Gold Glove Award for defensive excellence at that position...StL's Tyler O'Neill won the award for left fielders.
- During the 60-game season, led the Reds with 36 apps and 30 starts in LF...was 1 of only 9 National League outfielders with more than 1 assist from that position (2).
- Led National League rookies in walks while ranking second in stolen bases, third in on-base percentage, fourth in hits, T6th in doubles, T7th in triples and total bases, eighth in batting average, T8th in runs scored and ninth in OPS.
- Led the Reds with 7 stolen bases and tied Nick Senzel for the team lead among outfielders with 2 assists.
- In helping the Reds to their first Postseason appearance since 2013, in September led the team in hits (20-63), batting average (.317) and on-base percentage (.456).
- In his last 17 apps beginning 9/8 hit .340 (18-53, 2 2b, 5rbi, 3sb, .462obp)...reached base safely at least twice in 12 of those 17 games.
- Went 2-for-4 in 2 apps vs starting pitcher and fellow countryman Yu Darvish of the Cubs, 3-0 Reds wins on 8/29/g1 at Great American Ball Park (1-2, catcher's interference) and on 9/9 at Wrigley Field (1-2).
- Led the team in starts batting leadoff...made 28 starts batting first, including each of the last 14 games of the season beginning 9/11...also made starts batting sixth (10gs), seventh (6gs) and eighth (3gs).
- In addition to his 30 starts in LF, also made 17 starts in CF.
- With Nick Senzel on the injured list from 8/19-9/13, made 14 of his 23 starts in CF...after Brian Goodwin joined the team on 9/1, made 17 of his 19 of his starts in LF.
- Was 1 of 5 Reds players to make Major League debuts (RHP Tejay Antone, C Tyler Stephenson, OF Mark Payton, SS Jose Garcia).
- In his Major League debut in the 7-1 Opening Day win vs the Tigers, became the first player born in Japan to appear in a game for the Reds...pinch hit for Phillip Ervin in the sixth inning and produced an RBI-single off José Cisnero.
- As a pinch hitter in the seventh inning of the 4-1 win on 8/8 at Mil produced an RBI-triple that extended the Reds' lead to 4-0...was the first RBI-triple by a Reds pinch hitter since Phillip Ervin did it on 7/23/19 at Mil...Ervin did it twice during the 2019 campaign.
- In the seventh inning of the 12-7 win on 7/29 vs Cubs lined into a 5-5-3 triple play off Duane Underwood Jr....became the first Reds batter to hit into a triple play since Joey Votto lined into a 3-6-3 triple play on 9/23/16 at Mil...the Cubs turned a triple play for the first time since May 1997.
- In an exhibition game on 7/22 vs Det at Great American Ball Park, hit his only home run while wearing a Reds uniform (3-run off David McKay).
- Played in both games of the Wild Card Series sweep loss at Atl...pinch hit and played CF in Game 1...as the leadoff hitter started in LF in Game 2.

2019 SEASON

- For the Seibu Lions of Nippon Professional Baseball's Pacific League in Japan hit .303 with a .392 on-base percentage, 31 doubles, 4 triples, 20 HR and 62 RBI.
- Was a Pacific League All-Star for the fifth time in his 9-year career.
- Received his sixth Golden Glove Award as 1 of the Pacific League's 3 best defensive outfielders.
- Received his fourth Best Nine Award as 1 of the Pacific League's 3 best offensive outfielders.
- In October, filed for free agency and became eligible to sign with a Major League Baseball team.
- On 1/6/20 was signed by the Reds to a 3-year contract through the 2022 season.

PERSONAL: Attended Yokohama Sogakukan High School and Hachinohe Gakuin University in Japan... while in college won batting championships, RBI titles and 3 Best Nine honors.

AKIYAMA'S CAREER TRANSACTIONS

- Was selected by the Seibu Lions of Japan's Pacific League in the third round of Nippon Professional Baseball's draft, 2010.
- Filed for free agency and became eligible to sign with a Major League Baseball team, October 2019.
- Was signed by the Reds to a 3-year contract through the 2022 season, January 6, 2020. Was signed by Rob Fidler.
- On 10-day injured list with a left hamstring strain, April 1-May 6, 2021; included a rehabilitation assignment at Louisville, May 4-6.
- On 10-day injured list with a right hamstring strain, September 18-remainder of the season, 2021.

CAREER FIELDING

Pos.	Pct.	G	PO	A	E	TC	DP	PB
CF	.991	69	114	0	1	115	0	-
LF	.983	45	57	2	1	60	0	-
RF	1.000	4	2	0	0	3	0	-

Career Hitting

Yr	Club	AVG	G	AB	R	H	2B	3B	HR	RBI	SH	SF	HB	BB	SO	SB	CS	OBP	SLG	E
20	Cincinnati	.245	54	155	16	38	6	1	0	9	0	0	2	*25	34	7	3	.357	.297	0
21	Cincinnati	.204	88	162	16	33	8	0	0	12	1	1	4	14	40	2	3	.282	.253	2
	#Louisville - AAA	.111	2	9	0	1	0	0	0	0	0	0	0	3	0	0	0	.111	.111	0
	Major Totals	.224	142	317	32	71	14	1	0	21	1	1	6	39	74	9	6	.320	.274	2
	Minor Totals	.111	2	9	0	1	0	0	0	0	0	0	0	3	0	0	0	.111	.111	0

Injury rehab, * Led National League rookies in walks

Wild Card Series Record

Yr	Club, Opponent	AVG	G	AB	R	H	2B	3B	HR	RBI	SH	SF	HB	BB	SO	SB	CS	OBP	SLG	E
20	Cin at Atl	.000	2	5	0	0	0	0	0	0	0	0	0	0	2	0	0	.000	.000	0

Career Hitting, Japan's Pacific League

Yr	Club	AVG	G	AB	R	H	2B	3B	HR	RBI	SH	SF	HB	BB	SO	SB	CS	OBP	SLG	E
11	Seibu - PL	.232	110	284	35	66	9	6	1	21	8	0	6	15	63	8	5	.285	.317	5
12	Seibu - PL	.293	107	403	50	118	17	*8	4	37	15	1	3	28	70	10	5	.343	.404	4
13	Seibu - PL	.270	144	564	89	152	25	7	13	58	12	2	7	49	89	13	6	.334	.408	4
14	Seibu - PL	.259	131	475	64	123	24	6	4	47	11	2	3	70	98	3	3	.356	.360	3
15	Seibu - PL All-Star	.359	143	602	108	^216	36	10	14	55	7	2	4	60	78	17	17	.419	.522	2
16	Seibu - PL All-Star	.296	143	578	98	171	32	4	11	62	0	6	10	77	103	18	6	.385	.422	0
17	Seibu - PL All-Star	.322	143	575	106	185	38	5	25	89	0	7	5	72	97	16	5	.398	.536	3
18	Seibu - PL All-Star	.323	143	603	107	195	39	8	24	82	0	1	4	77	96	15	10	.403	.534	4
19	Seibu - PL All-Star	.303	143	590	112	179	31	4	20	62	0	1	9	78	108	12	8	.392	.471	5
	Pacific League Totals	.301	1207	4674	769	1405	251	58	116	513	53	22	51	526	802	112	65	.376	.454	30

* Led Pacific League in triples (8), ^ Nippon Professional Baseball single-season record for hits (216)

World Baseball Classic Record

Yr	Country	AVG	G	AB	R	H	2B	3B	HR	RBI	SH	SF	HB	BB	SO	SB	CS	OBP	SLG	E
17	Japan	.300	4	10	1	3	0	0	0	2	0	0	0	2	0	1	1	.385	.300	0

SINGLE-SEASON CAREER HIGH STREAKS

Hitting Streak: 5g, 8/5-8/12, 2020; Hitless Streak: 18ab, 8/17-9/15, 2021



ALBERT

@albertalmora

OF

ALMORA JR.

3

Age: 27 Ht.: 6-0 Wt.: 189 Bats: R Throws: R ML Service: 4.153

Born: 4/16/94 Birthplace: Hialeah, FL Resides: Miramar, FL

Acquired: Was signed to a minor league contract and invited to Major League spring training camp, March 20, 2022.

Contract: Signed through the 2022 season and under team control through 2023.

Non-Roster

CAREER HIGHLIGHTS

- Was selected by the Cubs in the first round (6th overall) of the June 2012 first-year player draft. Was signed by John Koronka.
- While with the Cubs, scored the game-winning run in Game 7 of the 2016 World Series win vs the Indians...had entered the game as a pinch runner in the top of the 10th inning.
- During that 2016 Postseason run appeared in 9 games, mostly as a defensive replacement, as the Cubs won their first World Series in 108 years.
- In the 2018 National League Wild Card Game vs the Rockies went 2-for-5.
- In the 2017 Postseason, hit a game-tying RBI-single in the seventh inning of a 2-1 Cubs win in National League Division Series Game 3...in Game 1 of the NLCS, homered off Clayton Kershaw.
- On 6/29/16 at Cin's Great American Ball Park recorded his first career home run (off Cody Reed).
- In July 2015 played in the Pan-Am Games in Ajax, Ontario, Canada.
- While playing for Daytona on 7/14/14, hit for the cycle vs Jupiter.
- In 2013 was named to the Arizona Fall League's Fall Stars team.

GRAND SLAMS (1)

Date	Pitcher
5/22/19 vs Phi	Cole Irvin

PINCH-HIT HOME RUNS (1)

Date	Pitcher
7/14/19 vs Pit	Trevor Williams

2021 SEASON

- Made the Mets' Opening Day roster and appeared in 47 games during 4 stints in New York (4/1-5/11, 6/19-7/4, 8/2-8/13, 9/1-9/14).
- On 5/11 suffered a left shoulder contusion after running into the Citi Field outfield wall and spent more than a month on the injured list.
- On 6/19 returned from the injured list and in Game 2 of the doubleheader at Wsh went 2-for-3 with 2 doubles.
- On 9/26 was designated for assignment.
- On 10/3 was outrighted to Syracuse.
- On 10/6 elected free agency.

PERSONAL: During Players' Weekend in 2017 and 2018 wore the name "Tico" on the back of his jersey...while in high school, his mother gave Albert that nickname so she could differentiate between him and his father... Albert Sr. played baseball in Cuba before defecting to the United States...also answers to "gato volador," or "flying cat," because he "used to fly around in the outfield."

ALMORA JR.'S CAREER TRANSACTIONS

- Was selected by the Cubs in the first round (6th overall) of the June 2012 first-year player draft. Was signed by John Koronka.
- Was signed by the Mets to a 1-year contract through the 2021 season, February 10, 2021.
- On 10-day injured list with a left shoulder contusion, May 12-June 18, 2021; included a rehabilitation assignment at Syracuse, June 8-18.
- Was signed by the Reds to a minor league contract with an invitation to Major League spring training camp, March 20, 2022.

CAREER FIELDING									
Pos.	Pct.	G	PO	A	E	TC	DP	PB	
CF	.990	459	755	10	8	773	0	-	
LF	1.000	14	11	1	0	12	2	-	
RF	1.000	4	6	0	0	6	0	-	

Career Hitting

Yr	Club	AVG	G	AB	R	H	2B	3B	HR	RBI	SH	SF	HB	BB	SO	SB	CS	OBP	SLG	E
12	AZL Cubs - R	.347	18	75	18	26	5	1	1	13	0	2	1	2	8	5	1	.363	.480	1
	Boise - A	.292	15	65	9	19	7	0	1	6	0	0	0	0	5	0	1	.292	.446	0
13	Kane County - A	.329	61	249	39	82	17	4	3	23	1	2	3	17	30	4	4	.376	.466	1
14	Daytona - A	.283	89	367	55	104	20	2	7	50	0	4	2	12	46	6	3	.306	.406	1
	Tennessee - AA	.234	36	141	20	33	7	2	2	10	0	0	1	2	23	0	1	.250	.355	1
15	Tennessee - AA	.272	106	405	69	110	26	4	6	46	4	6	4	32	47	8	4	.327	.400	6
16	Chicago (NL)	.277	47	112	14	31	9	1	3	14	0	0	0	5	20	0	0	.308	.455	0
	Iowa - AAA	.303	80	320	46	97	18	3	4	43	2	5	0	9	44	10	3	.317	.416	4
17	Chicago (NL)	.298	132	299	39	89	18	1	8	46	3	2	0	19	53	1	0	.338	.445	1
18	Chicago (NL)	.286	152	444	62	127	24	1	5	41	2	6	3	24	83	1	3	.323	.378	3
19	Chicago (NL)	.236	130	339	41	80	11	1	12	32	5	2	1	16	62	2	1	.271	.381	3
	Iowa - AAA	.224	13	49	6	11	3	1	0	2	1	0	0	4	7	2	1	.283	.327	0
20	Chicago (NL)	.167	28	30	4	5	1	0	0	1	0	0	1	3	9	0	0	.265	.200	0
21	New York (NL)	.115	47	52	3	6	3	0	0	0	0	0	0	2	17	0	0	.148	.173	1
	Syracuse - AAA	.270	41	152	24	41	6	0	6	18	0	2	2	13	18	2	5	.331	.428	2
Major Totals		.265	536	1276	163	338	66	4	28	134	10	10	5	69	244	4	4	.303	.389	8
Minor Totals		.287	459	1823	286	523	109	17	30	211	8	21	13	91	228	37	23	.322	.415	16

Career Pitching

Yr	Club	W-L	ERA	G	GS	CG	SHO	SV	IP	H	R	ER	HR	BB	SO	WP	BK
21	New York (NL)	0-0	27.00	1	0	0	0	0	1.0	1	3	3	1	1	0	0	0

6/3/21 for NYM at Atl, 20-2 loss

Wild Card Game Record

Yr	Club, Opponent	AVG	G	AB	R	H	2B	3B	HR	RBI	SH	SF	HB	BB	SO	SB	CS	OBP	SLG	E
18	CHC vs Col	.400	1	5	0	2	0	0	0	0	1	0	0	0	2	0	0	.400	.400	0

Division Series Record

Yr	Club, Opponent	AVG	G	AB	R	H	2B	3B	HR	RBI	SH	SF	HB	BB	SO	SB	CS	OBP	SLG	E
16	CHC vs SF	.000	2	3	0	0	0	0	0	0	0	0	0	0	1	0	0	.000	.000	0
17	CHC vs Wsh	.300	4	6	0	2	0	0	0	1	0	0	0	1	0	0	0	.400	.300	0
Division Series Totals		.200	6	9	0	2	0	0	0	1	0	0	0	1	1	0	0	.300	.200	0

League Championship Series Record

Yr	Club, Opponent	AVG	G	AB	R	H	2B	3B	HR	RBI	SH	SF	HB	BB	SO	SB	CS	OBP	SLG	E
16	CHC vs LAD	.000	4	6	0	0	0	0	0	0	1	0	0	0	1	0	0	.000	.000	0
17	CHC vs LAD	.200	5	16	1	3	1	0	1	2	0	0	0	0	3	0	0	.200	.400	0
Championship Totals		.100	9	22	1	3	1	0	1	2	1	0	0	0	4	0	0	.100	.300	0

World Series Record

Yr	Club, Opponent	AVG	G	AB	R	H	2B	3B	HR	RBI	SH	SF	HB	BB	SO	SB	CS	OBP	SLG	E
16	CHC vs Cle	.000	3	1	1	0	0	0	0	0	0	0	0	0	0	0	0	.000	.000	0

SINGLE-SEASON CAREER HIGH STREAKS

Hitting Streak: 11g, 4/11-4/28, 2018; Hitless Streak: 17ab, 4/24-5/11, 2021



TREY AMBURGEY OF 95

Age: 27 Ht.: 6-3 Wt.: 216 Bats: R Throws: R ML Service: 0.035

Born: 10/24/94 Birthplace: Lake Worth, FL Resides: Palm Harbor, FL

Acquired: Was signed to a minor league contract and invited to 2022 Major League spring training camp, December 1, 2021.

Contract: Signed through the 2022 season and under team control through 2027.

Non-Roster

CAREER HIGHLIGHTS

- In 2021 made his Major League debut with 2 apps for the Yankees, started in RF on 7/16 & 7/18 vs Bos.
- In 2015, 2018 and 2019 was a MiLB.com Yankees Organization All-Star.
- In 2018 was a mid- and post-season Eastern League All-Star.
- In August 2015 was the New York-Penn League Player of the Week for 8/17-8/23 and 8/24-8/30.
- In 2020, among Yankees minor leaguers ranked second in runs, third in hits, T3rd in doubles, fourth in HR and fifth in RBI...ranked among International League leaders in doubles (T5th), XBH (56, T6th) and hits (9th).
- In 2018, his 74 RBI tied for the most among Yankees minor league batters.
- In his professional debut in 2015, led all Yankees minor leaguers in hitting.

PERSONAL: Graduated from Park Vista Community High School in Lakeworth, Florida...played at St. Petersburg College, where in his final season he hit .368 with a .409 on-base percentage and 32 stolen bases.

AMBURGEY'S CAREER TRANSACTIONS

- Was selected by the Yankees in the 13th round (393rd overall) of the June 2015 first-year player draft.
- On Charleston's 7-day disabled list, April 27-July 2, 2016; included rehabilitation assignments at GCL Yankees East, June 28 and GCL Yankees West, June 29-July 2.
- On Trenton's 7-day disabled list with a concussion, April 28-May 4, 2018.
- On Scranton/Wilkes-Barre's 7-day injured list, September 3-12, 2019.
- On Scranton/Wilkes-Barre's 7-day injured list, May 12-26, 2021.
- On Yankees' 7-day injured list with a right hamstring strain, July 20-August 17, 2021; included a rehabilitation assignment at Scranton/Wilkes-Barre, August 10-17.
- Was signed by the Reds to a minor league contract with an invitation to 2022 Major League spring training camp, December 1, 2021.

		CAREER FIELDING							
Pos.	Pct.	G	PO	A	E	TC	DP	PB	
RF	1.000	2	6	0	0	6	0	-	

Career Hitting

Yr	Club	AVG	G	AB	R	H	2B	3B	HR	HR	SH	SF	HB	BB	SO	SB	CS	OBP	SLG	E
15	GCL Yankees 1 - R	.333	37	135	28	45	5	4	0	12	0	0	4	12	20	14	3	.404	.430	1
	Staten Island - A	.367	21	79	18	29	6	2	5	18	0	3	1	4	13	7	1	.391	.684	0
16	Charleston - A	.281	16	64	11	18	7	2	1	10	0	1	1	6	5	7	0	.347	.500	0
	GCL Yankees E - R	.000	1	3	0	0	0	0	0	0	0	0	0	0	1	0	0	.000	.000	0
	GCL Yankees W - R	.231	4	13	3	3	1	0	0	0	0	0	1	1	3	0	0	.333	.308	0
	Tampa - A	.279	47	190	26	53	9	1	1	22	0	5	3	6	45	4	3	.304	.353	0
17	Tampa - A	.236	121	461	63	109	19	3	14	57	0	4	8	33	115	13	3	.296	.382	2
18	Trenton - AA	.258	125	481	65	124	25	2	16	74	0	5	9	22	108	12	2	.300	.418	1
19	Scranton/WB - AAA	.274	124	470	73	129	31	3	22	62	2	0	6	32	112	6	2	.329	.494	3
21	New York (AL)	.000	2	4	0	0	0	0	0	0	0	0	0	0	2	0	0	.000	.000	0
	Scranton/WB - AAA	.276	71	257	36	71	23	2	8	52	0	5	1	25	81	1	0	.337	.475	1
	Major Totals	.000	2	4	0	0	0	0	0	0	0	0	0	0	2	0	0	.000	.000	0
	Minor Totals	.270	567	2153	323	581	126	19	67	307	2	23	34	141	503	64	14	.322	.439	8

SINGLE-SEASON CAREER HIGH STREAKS

Hitting Streak: None; Hitless Streak: 4ab, 7/16-7/18, 2021



TEJAY ANTONE

Twitter icon @TejayAntone

RHP

70

Age: 28 Ht.: 6-4 Wt.: 230 Bats: R Throws: R ML Service: 2.000

Born: 12/5/93 Birthplace: Oklahoma City, OK Resides: Mansfield, TX

Acquired: Was selected in the fifth round of the June 2014 first-year player draft. Was signed by Byron Ewing.

Contract: Signed through the 2022 season and under team control through 2025.

CAREER HIGHLIGHTS

- First name is spelled Tejay...last name is pronounced AN-tone.
- In 2019 led all Reds minor leaguers in strikeouts (133) and tied for the organization lead in wins (11).
- In 2019 was a Southern League All-Star and International League Pitcher of the Week for 8/26-9/1.
- In 2015 was a Midwest League All-Star and the Reds' Minor League Pitcher of the Month for May.
- Following the 2018 season attended a leadership training program at West Point.
- Twice had "Tommy John" surgery to repair the torn ulnar collateral ligament in his right elbow (April 2017, August 2021).

2021 SEASON

- Is recovering from 8/27 surgery to repair the torn ulnar collateral ligament in his right elbow...was his second "Tommy John" surgery (April 2017).
- Posted a 2.14 ERA and 3 saves in 23 apps around 3 stints on the injured list.
- From 6/11-6/21 missed 11 games with right forearm inflammation...from 6/26-8/23 missed 52 games with a right forearm strain...beginning 8/25 missed the last 35 games of the season with a torn ulnar collateral ligament.
- Posted a 1.41 ERA in 20 apps before he went on the injured list on 6/11 with right forearm inflammation...came off the IL on 6/22 and made 2 relief apps before he returned to the IL on 6/26 with a right forearm strain.
- From 8/7-8/22 made 7 rehab apps for Louisville (1sv, 6.2ip, 4h, 2er, 3bb, 10k, 1hr, .174baa, 1.05whip) before he was activated again on 8/24...pitched in that night's 7-4 loss at Mil but left the game after 5 pitches and didn't appear for the Reds again the rest of the season.
- In the eighth inning of the 5-3 win on 6/24 vs Atl allowed 2 runs, including a solo HR to Ozzie Albies, that snapped his 12-game scoreless streak (5/5-6/22)...were the longest scoreless streaks of his career by game and by inning (12g, 17.1ip, 7h, 3bb, 20k, .127oba)...2 days later went on the 10-day injured list for the second time.
- Did not allow a run in 19 of his 23 apps.
- In the 10-inning, 13-12 win on 5/2 vs Cubs allowed a career-high 4 runs (1.1ip), including a 3-run HR to Ian Happ that tied the score at 12-12 in the eighth inning...his ERA in his other 22 apps was 1.11 (32.1ip, 4er).
- Threw more than 1.0 inning in 14 of his 23 apps...7 times threw at least 2.0 innings, including a season-high 3.2 IP on 4/12 at SF.
- 4 times pitched on consecutive days (last, 6/5-6/6 at StL).
- Retired the first batter in 14 of his 23 apps...stranded 13 of 21 inherited runners.
- In consecutive apps on 4/26 at LAD and 4/30 vs Cubs earned his first Major League win and then his first career save...is the first Major League pitcher to record his first win and first save in consecutive apps since Pete Fairbanks and Jacob Webb each did it in 2019.
- In the 10-inning, 5-3 win on 4/26 at LAD threw 3.0 hitless innings for his first Major League victory, snapping the Reds' season-high 7-game losing streak.
- With 2 outs in the ninth inning of the 8-6 win on 4/30 vs the Cubs, inherited the bases loaded and induced David Bote to ground out for his first Major League save.
- In the top of the sixth inning of the 3-0 win on 4/12 at SF entered the game behind starter Wade Miley, who allowed 2 hits in 5.0 innings...threw 3.2 hitless innings, the longest outing by a Reds reliever in 2021...fell 1 out shy of his first Major League save and the Reds' first 4-inning save since Michael Lorenzen did it in a 7-2 win on 6/1/18 at SD...left the game in the bottom of the ninth inning with 2 outs and a runner on second base, and Lucas Sims struck out Evan Longoria to earn his first career save.

- On 4/9 at Ari entered the 10-inning, 6-5 win in the fifth inning after starter Tyler Mahle threw 4.0 hitless innings and 92 pitches...threw 2.0 scoreless innings and was in line for his first Major League victory until the Diamondbacks overcame a 5-0 deficit with 3 runs in the seventh inning and 2 in the eighth.
- Was bothered in spring training first by a mild right groin strain and then right hip flexor irritation...didn't pitch in an "A" Game after 3/14.
- Entered the season rated by *Baseball America* the sixth-best prospect in the organization.

2020 SEASON

- Led National League rookie pitchers in opponents' batting average (.165) while ranking among the rookie leaders in WHIP (2nd, 1.02), strikeouts (5th) and innings pitched (10th).
- Was 1 of 5 Reds players to make Major League debuts (OF Shogo Akiyama, C Tyler Stephenson, OF Mark Payton, SS Jose Garcia).
- Averaged 11.46 strikeouts per 9 innings (45k, 35.1ip).
- Posted ERAs of 3.86 in 4 starts (16.1ip, .237oba) and 1.89 in 9g in relief (19ip, .097oba).
- Made 3 of his 4 starts over consecutive apps from 8/29-9/12 (0-1, 4.50, 12ip, 12h, 6er, 6bb, 14k, 3hr, .261obp)...after that string of starts made his last 4 apps of the regular season in relief (7ip, 3h, 2er, 2bb, 9k, .136oba).
- Started the 2-0 loss on 8/5 at Cle, the 6-5 walkoff win on 8/29/g2 vs Cubs, the 3-2 walkoff loss on 9/6 at Pit and the 7-1 loss on 9/12 at STL.
- Threw at least 2.0 innings in 6 of his 9 relief apps, including a season high in relief of 4.1 innings in his Major League debut on 7/27 vs Cubs.
- Was added to the 28-man roster the day after Opening Day...made a relief appearance on 7/27 vs Cubs and a start on 8/5 at Cle before he was optioned to the alternate training site on 8/6, when rosters decreased from 30 players to 28...returned to the Reds on 8/9, when 2B Mike Moustakas went on the 10-day injured list, and remained with the club the rest of the season (11g, 3gs, 0-2, 3.04, .183oba).
- Made his Major League debut in the 8-7 loss on 7/27 to the Cubs and in 4.1 innings allowed just 1 hit, a solo HR to Anthony Rizzo with 2 outs in his final frame...entered the game in relief of starter Wade Miley, who allowed 6 runs in 1.2 innings.
- Became the first Reds reliever to record at least 4.1 innings while allowing 1 run or fewer in his Major League debut since 9/3/1940 vs STL, when LHP Lefty Guise allowed just 1 run in 4.1 innings.
- Antone's 4.1 innings were the most by a Reds relief pitcher in his Major League debut since Rick Greene threw 5.2 innings out of the bullpen on 6/19/99 in a 10-1 loss vs Mil...was Greene's only ML appearance.
- His 5 strikeouts were the most by a Reds relief pitcher in his Major League debut since Ariel Hernandez had 5 strikeouts in his debut on 4/24/17 at Mil.
- First Major League strikeout victim was David Bote, his third batter faced.
- In the 3-2 walkoff loss on 9/6 at Pit, was in line for his first Major League victory but the Pirates won it with 2 runs in the bottom of the ninth off Raisel Iglesias.
- Was on the Reds' Postseason roster but did not appear in the 2-game Wild Card Series sweep loss at Atl.
- Entered the season rated by MLB.com the 30th-best prospect in the organization.

2019 SEASON

- In 26 starts and 1 relief appearance at Class AA Chattanooga and Class AAA Louisville combined to finish 11-12, 4.00.
- Led all Reds minor leaguers in strikeouts (133) and tied for the organization lead in wins.
- Also among Reds farmhands ranked second in innings pitched (146.1) and T4th in starts.
- Was a Southern League All-Star and International League Pitcher of the Week for 8/26-9/1 (2gs, 2-0, 1.29, 14ip, 1bb, 19k).
- On 11/20 was added to the 40-man roster.

SEASON HIGHLIGHTS

2017: In spring training suffered a torn ulnar collateral ligament in his right elbow and missed the season following "Tommy John" surgery in April...**2016:** Ranked among Florida State League leaders in wins (1st), starts (T1st), innings pitched (2nd) and ERA (10th)...ranked among Reds minor league leaders in wins (T1st) and ERA (3.45, 4th)...was promoted to Louisville on 9/2...the next day at Indianapolis made his Class AAA debut and suffered the loss despite allowing just 1 run over 5.0 innings (3h, 3bb, 5k)...**2015:** Was a Midwest League All-Star and the Reds' Minor League Pitcher of the Month for May (6gs, 2-2, 1.80)...led all minor league pitchers by inducing 26 GIDPs...his 2.91 ERA ranked seventh among all Reds farmhands and 10th in the MWL...his 158.0 innings pitched were second-most in the Midwest League.

PERSONAL: Graduated from Mansfield (TX) Legacy High School, where he was a teammate of Noah Syndergaard...as a freshman attended Texas Christian University, then pitched at Weatherford (TX) College, located near Fort Worth...in his only season at Weatherford, in 2014, went 7-6, 2.88 and led the team with 84.1 innings pitched...his father, Tony, played football and baseball at the University of Oklahoma and was a member of the Sooners' 1975 national championship football team.

ANTONE'S CAREER TRANSACTIONS

- Was selected by the Mets in the 22nd round of the June 2012 first-year player draft. Did not sign.
- Was selected by the Reds in the fifth round of the June 2014 first-year player draft. Signed by Byron Ewing.
- On Daytona's 60-day disabled list following surgery to repair the torn ulnar collateral ligament in his right elbow, April 6-remainder of the season, 2017.
- On Daytona's disabled list recovering from April 2017 surgery to repair the torn ulnar collateral ligament in his right elbow, April 5-May 21, 2018.
- On 10-day injured list with right forearm inflammation, June 11-21, 2021.
- On 10-day injured list with a right forearm strain, June 26-August 23, 2021; included a rehabilitation assignment at Louisville, August 7-23.
- On 10-day injured list with a torn ulnar collateral ligament, August 25-remainder of the season, 2021; was transferred to the 60-day injured list, September 22.

Career Pitching

Yr	Club	W-L	ERA	G	GS	CG	SHO	SV	IP	H	R	ER	HR	BB	SO	WP	BK
14	AZL Reds - R	0-0	4.70	3	2	0	0	0	7.2	12	5	4	1	2	6	3	0
	Billings - R	2-3	5.94	12	12	0	0	0	47.0	72	37	31	3	16	28	6	0
15	Dayton - A	6-10	2.91	26	26	1	0	0	158.0	174	66	51	2	33	101	6	1
16	Daytona - A	* 14-6	3.51	25	* 25	1	0	0	151.1	167	77	59	16	28	105	4	1
	Louisville - AAA	0-1	1.80	1	1	0	0	0	5.0	3	1	1	0	3	5	0	0
17	Daytona - A	Injured, Did Not Pitch															
18	Daytona - A	6-3	4.03	17	17	0	0	0	96.0	95	48	43	6	29	82	8	2
19	Chattanooga - AA	7-4	3.38	13	13	0	0	0	74.2	63	38	28	4	22	63	3	0
	Louisville - AAA	4-8	4.65	14	13	0	0	0	71.2	93	42	37	7	31	70	4	1
20	Cincinnati	0-3	2.80	13	4	0	0	0	35.1	20	11	11	4	16	45	2	0
21	Cincinnati	2-0	2.14	23	0	0	0	3	33.2	17	8	8	3	13	42	1	0
	#Louisville - AAA	0-0	2.70	7	0	0	0	1	6.2	4	2	2	1	3	10	1	0
Major Totals		2-3	2.48	36	4	0	0	3	69.0	37	19	19	7	29	87	3	0
Minor Totals		39-35	3.73	118	109	2	0	1	618.0	683	316	256	40	167	470	35	5

Injury rehab, * Led Florida State League, In 2020 Led National League rookie pitchers in opponents' batting average (.165)

Career Hitting

Yr	Club	AVG	G	AB	R	H	2B	3B	HR	RBI	SH	SF	HB	BB	SO	SB	CS	OBP	SLG	E
21	Cincinnati	.000	23	3	1	0	0	0	0	0	1	0	0	1	3	0	0	.250	.000	0

Wild Card Series Record

Yr	Club, Opponent	W-L	ERA	G	GS	CG	SHO	SV	IP	H	R	ER	HR	BB	SO	WP	BK
20	Cin at Atl	0-0	---	* 0	0	0	0	0	0.0	0	0	0	0	0	0	0	0

* Was on the Postseason roster but did not appear in the 2-0 series sweep loss

SINGLE-SEASON CAREER HIGH STREAKS

Scoreless Streak By Game: 12g, 5/5-6/22, 2021; **Scoreless Streak By Inning:** 17.1, 5/5-6/22, 2021;

Winning Streak: 2g, 4/26-6/22, 2021; **Losing Streak:** 3g, 8/5-9/22, 2020



ARISTIDES AQUINO

@Aristide_Aquino

OF
44

Age: 27 Ht.: 6-4 Wt.: 220 Bats: R Throws: R ML Service: 2.005

Born: 4/22/94 Birthplace: Santo Domingo, Dominican Republic
Resides: Santo Domingo, Dominican Republic

Acquired: Was signed as a non-drafted free agent, January 18, 2011.
Was signed by Richard Jimenez.

Contract: Signed through the 2022 season and under team control through 2025.

CAREER HIGHLIGHTS

- First name is pronounced are-iss-TEEDIS.
- At 16 years old was signed by Reds scout Richard Jimenez as a non-drafted free agent.
- Twice received the Sheldon "Chief" Bender Award as the organization's Minor League Player of the Year (2016, 2019)...is 1 of only 2 players to win the award twice (OF Billy Hamilton, 2011, 2012).
- In 2019 was the National League Player of the Month & Rookie of the Month for August and NL Player of the Week for 8/5-8/11.
- In 2019 established modern Major League records for fewest career plate apps to 15 HR (122) and modern Major League records for HR in a player's first 12 career games (8), first 14 career games (9), first 16 career games (10), first 17 career games (11), first 22 career games (12), first 27 career games (13) and first 28 career games (14).
- While at Louisville in 2019 was an International League All-Star and the league's Rookie of the Year...following the season was rated by *Baseball America* the 10th-best prospect in the International League.
- Shared with OF Brian O'Grady the 2019 Mary E. Barney Award as Louisville's co-Most Valuable Players.
- In 2018 was a mid-season Southern League All-Star.
- His throwing arm has been rated by *Baseball America* the best of any Reds minor league outfielder (2015, 2016), the best in the Southern League (2018) and the best in the International League (2019).
- In 2016 was the Florida State League Player of the Year, a *Baseball America* High Class A All-Star, an MiLB.com Organization All-Star, winner of the Sheldon "Chief" Bender Award as the organization's Minor League Player of the Year and FSL Batter of the Week for 4/25-5/1, 2016.
- Was the organization's Minor League Player of the Month for July 2014.
- In November 2017 participated in the Reds' leadership training program at West Point.
- Following the 2019 season was invited to Major League Baseball's Rookie Career Development Program.

FEWEST PLATE APPEARANCES TO 15 CAREER HR

Aristides Aquino	122	2018 - 2019
Rhys Hoskins, Phi ...	135	2017

FEWEST GAMES TO 14 CAREER HR

Aristides Aquino	28	2018 - 2019
Rhys Hoskins, Phi	30	2017

FEWEST PLATE APPS TO 10 HOME RUNS, REDS BATTERS

Aristides Aquino	51 PA	2019
Wally Post	69 PA	1960
Wally Post	87 PA	1956
Tony Pérez	89 PA	1970

MOST HOME RUNS IN FIRST 10 GAMES FOR THE REDS

Aristides Aquino	* 7	2018 - 2019
Nick Castellanos	5	2020
Corey Patterson	4	2008
Josh Hamilton	4	2007
Juan Encarnacion	4	2002
Ron Gant	4	1995
Brian R. Hunter	4	1994 - 1995
Gus Bell	4	1953
Ron Northey	4	1950

* Tied Trevor Story's ML record for HR in 1st 10 career G

MOST RBI IN FIRST 10 GAMES FOR THE REDS

Ken Griffey Jr.	14	2000
Jim Greengrass	14	1952
Aristides Aquino	13	2018 - 2019
Brandon Phillips	13	2006
Jim Bottomley	13	1933
Nick Castellanos	12	2020

Courtesy @EliasSports, HR since 1900, RBI since 1920
Aquino played in 1 game in 2018

HARDEST HIT HR BY REDS BATTERS, STATCAST ERA

Aristides Aquino	* 118.3	8/8/19 vs Chc, Hamels
Aristides Aquino	113.5	...	8/16/21 vs Chc, Rucker
Joey Votto	113.2	...	9/11/20 at StL, Wainwright
Matt Davidson	113.1	8/21/20 at StL, Webb
Joey Votto	113.0	4/30/21 vs Chc, Arrieta
Jesse Winker	113.0	8/29/20/g2 vs Chc, Mills
Patrick Kivlehan	113.0	8/12/17 at Mil, Suter

* Tied NYM's Pete Alonso (4/11 at Atl) and NY's Gary Sánchez (5/3 vs Min) for the hardest hit HR in the Major Leagues in 2019

2021 SEASON

- Made 40 starts, including 24 starts in LF (last, 9/19 vs LAD), 11 starts in RF (last, 9/29 at WSox) and 5 starts in CF (last, 8/9 at Cle).
- While Nick Castellano was injured from 7/17-8/4, started in RF in 9 of the Reds' 17 games.
- From 4/16-6/12 missed 48 games while on the injured list following surgery to remove the hook of the hamate in his left hand.
- Went 0-for-16, then a career high, between 2-run HR on 8/10 at Atl off Drew Smyly and 8/16 vs Cubs off Michael Rucker...his homer off Smyly snapped at 17 games the longest homerless streak of his career (7/21-8/9).
- Snapped a 16-game homerless streak on the final day of the season, on 10/3 at Pit (solo off Anthony Banda)...was the Reds' 222nd and final home run of the year.
- In the 6-5 walkoff loss on 7/26 at Cubs batted third in the starting lineup for the third time in his career (9/4/19 vs Phi, 9/26/19 vs Mil) and for the only time this season.
- In the seventh inning of the 11-inning, 8-7 win on 9/24 vs Wsh entered the game as a pinch runner...remained in the game to play LF...in the ninth singled to snap an 0-for-14 skid, then stole second base...in the 11th inning produced his first career walkoff hit, an RBI-single off Mason Thompson.
- Went on the injured list on 4/16, when he had surgery to remove the hook of the hamate in his left hand...was transferred from the 10-day to the 60-day injured list on 4/25, when RHP Vladimir Gutierrez was reinstated from the restricted list.
- Before re-joining the Reds on 6/13, from 6/3-6/12 made 6 rehab apps at Louisville, including 4 starts in RF, 1 start in CF and 1 start at DH (5-19, .263, 2 2b, 1hr, 5rbi, 8bb, 1k, 5r, .481obp, .526slg, 1.008ops).
- Following the season played for Lacey in the Dominican Winter League (9g, .207, 1rbi).

MULTI-HOMER GAMES (1)

8/10/19 vs Chc (3) (Hendricks 2, Maples)

CONSECUTIVE GAMES (3 MIN.)

4 straight games 8/6-8/10, 2019

2020 SEASON

- Made 23 apps and 14 starts in 4 stints with the Reds (9gs in LF, 2gs in RF, 1gs in CF, 2gs at DH).
- Made his first 2 career starts batting leadoff, on 9/19 vs WSox in his 62nd career start and on 9/27 at Min in the final game of the regular season.
- Was recalled the day after Opening Day...from 7/25-8/2 went 2-for-8 in 5g and 3 starts (2gs in LF, 1gs at DH).
- Served as the 29th player for the doubleheader on 8/29 vs Cubs...appeared in Game 2 as a defensive replacement in LF (RBI-single, walk).
- From 8/31-9/14 went 2-for-19 in 9 apps and 7 starts (3gs in LF, 2gs in RF, 1gs in CF, 1gs at DH).
- Was optioned to the alternate training site following the doubleheader sweep on 9/14 vs Pit, but was recalled again the next day, when Eugenio Suárez went on the 3-day paternity list...spent the rest of the season with the Reds (8g, 4gs, 3-19, .158, 1hr, 3rbi).
- Started Game 1 of the Wild Card Series at Atl...played LF and went 2-for-6 in the 13-inning, 1-0 loss...was the longest 1-0 game in Postseason history...did not play in the 5-0 loss in the deciding Game 2.

2019 SEASON

- For the second time received the Sheldon "Chief" Bender Award as the organization's Minor League Player of the Year (2016)...was only the second player ever to win the award twice (OF Billy Hamilton, 2011, 2012).
- Was the National League Player of the Month and Rookie of the Month for August.
- Was National League Player of the Week for 8/5-8/11.
- Established modern Major League records for fewest career plate apps to 15 HR (122) and modern Major League records for HR in a player's first 12 career games (8), first 14 career games (9), first 16 career games (10), first 17 career games (11), first 22 career games (12), first 27 career games (13) and first 28 career games (14).
- After his promotion on 8/1, among all Major League batters ranked T3rd in HR (19) and third RBI (47)...teammate Eugenio Suárez tied for the Major League lead in HR in that span (20).
- In only 56 apps ranked T5th among National League rookies in HR (19).
- Fell a homer shy in his attempt to become the fifth Reds player to produce 20 HR after July 31 (Greg Vaughn, 20 in 1999; George Foster, 20 in 1977; Frank Robinson, 20 in 1962; Ted Kluszewski, 21 in 1956).
- In the first inning on 8/28 at Mia off Sandy Alcantara hit his 13 HR in his 100th career plate appearance...is the only player in modern Major League history with 13 HR in his first 100 career plate apps...Phi's Rhys Hoskins (98th PA) and LAD's Will Smith (100th PA) are the only other players, since 1900, to produce as many as 12 HR in their first 100 career plate apps.
- On 8/10 vs Cubs homered in 3 consecutive innings (2nd, 3rd, 4th)...is the only Major League rookie and only Reds player to homer in 3 consecutive innings, tying the Major League record for HR in consecutive innings in a game...he was the 13th player to do it, the second in 2019 (Chi's Kris Bryant, 5/17 at Wsh, 7th-9th)...was only the second player in modern Major League history with a 3-homer game within his first 10 career games (Phi's Bobby Estalella, 10th game, 9/4/1997).
- Was only the third rookie batter since 1900 to produce at least 10 HR over an 11-game span (8/6-8/17), joining LAD's Cody Bellinger (2017) and Det's Rudy York (1937).

- His 3 HR and 12 total bases on 8/10 vs Cubs tied Derek Dietrich for the most HR and total bases by a Reds player in a game in 2019...Dietrich also had 3 HR and 12 RBI, on 5/28 vs Pit.
- Hit 6 of his 19 HR vs the Cubs (11rbi), the most by any rookie against the Cubs in a season since Joey Votto hit 8 HR vs Chi in 2008.
- Hit .356 with runners in scoring position.
- On 8/3 at Atl, in his fourth Major League appearance and third of the season, produced his first career hit (single off Dallas Keuchel), first career HR (3-run off Keuchel) and first career RBI.
- His 2-run HR on 8/8 off Chi's Cole Hamels traveled 118.3 miles per hour, the hardest hit ball by a Reds batter in the Statcast Era and tied for the hardest hit home run in the Major Leagues in 2019 (Gary Sánchez, Pete Alonso).
- With 2 outs, the bases loaded and the score tied at 2-2 in the bottom of ninth inning of the 12-inning, 4-2 win on 9/28 at Pit was credited with playing 1B for 1 batter as part of a 5-man infield...Joey Votto, standing to Aquino's right, was credited with playing LF, while Phillip Ervin moved from LF to RF.
- Was National League Player of the Week for 8/5-8/11, the Reds' only weekly award winner in 2019...led the Major Leagues in slugging percentage(1.364), tied for the lead in HR (6) and led the National League in hitting (.500) and RBI (11)...was the first Reds rookie to win a Player of the Week award since RHP Chris Reitsma in April 2001 and the first Reds rookie position player since Hal Morris in July 1990.
- During that award-winning week, from 8/3-8/12 hit .517 in a career-high 9-game hitting streak and from 8/5-8/12 produced at least 1 RBI in 7 consecutive apps, the longest RBI streak by a Reds batter in 2019...his 3-game home run streak from 8/6-8/10 tied Eugenio Suárez' for the longest by a Reds batter in 2019 and fell 1 shy of the club record for HR in consecutive games.
- Was the National League's Player of the Month and Rookie of the Month for August...led the Major Leagues in HR (14) and RBI (33) and led the National League in slugging percentage (.767)...established a new National League record for HR by a rookie in a calendar month and tied the franchise record for HR by any player in any calendar month (Frank Robinson, August 1962 & Greg Vaughn, September 1999)...his 33 RBI were second-most ever by a Reds batter in August (Frank Robinson, 34 RBI, August 1962) and the most by a Reds batter in any month since Jay Bruce had 33 RBI in May 2011.
- Was the first Major League player to win best player and rookie awards in the same month since NYY's Aaron Judge did it twice in 2017 and the first National League player to do it since LAD's Yasiel Puig in June 2013...Aquino was the second Reds player to win both awards but the first to win both in the same season...Adam Dunn was Co-Rookie of the Month in August 2001 (w/ Hou's Roy Oswalt) and Player of the Month in July 2005...Aquino was the first Red to win the Player of the Month since Scooter Gennett in May 2018 and the first to win Rookie of the Month since Billy Hamilton in June 2014.
- Was a 2019 International League All-Star and the league's Rookie of the Year...since the Reds became an affiliate in 2000, is only the second Louisville player ever to win the IL's Rookie of the Year award (Joey Votto, 2007).
- Shared with OF Brian O'Grady the 2019 Mary E. Barney Award as Louisville's co-Most Valuable Players.
- When promoted to the Reds on 8/1 ranked among the International League leaders in slugging percentage (1st, .636), HR (2nd) and OPS (2nd, .992)...finished the season ranked T5th in strikeouts...would have led the IL in slugging percentage and OPS but didn't have enough plate apps to qualify.
- For the Bats from 5/23-6/19 hit .345 during a 22-game hitting streak, the second-longest by a Louisville batter since 1982...from 6/12-6/19 produced an RBI in 7 straight games, the longest RBI streak by a Bats batter since Danny Dorn (7) in 2011.
- Following the season played in the Dominican Winter League (11g, .209, 3 2b, 1 3b, 1hr, 7rbi, 1sb).

3-HOMER GAMES BY REDS PLAYERS

Jake Beckleyat StL9/26/1897
Alex Kampourisat Phi5/9/1937
Walker Coopervs StL7/6/1949
Gus Bellat Phi7/21/1955
Smoky Burgessvs Pit7/29/1955
Gus Bellat Chi5/29/1956
Ed Baileyat Brkin6/24/1956
Ted Kluszewskiat StL7/11/1956
Bob Thurmanvs Mil8/18/1956
Frank Robinsonvs StL8/22/1959
Art Shamskyvs Pit8/12/1966
Johnny Benchvs StL7/26/1970
Johnny Benchat Phi5/9/1973
George Fostervs Atl7/14/1977
Pete Roseat NYM4/29/1978
Johnny Benchat SD5/29/1980
Eric Davisat SF9/10/1986
Eric Davisat Phi5/3/1987
Barry Larkinvs Hou6/28/1991
Reggie Sandersvs Col8/15/1995
Willie Greenevs Chi9/24/1996
Bret Booneat Chi9/20/1998
Jeffrey Hammondsat Col5/19/1999
Greg Vaughnat Chi9/7/1999
Russell Bryananat SD8/4/2002
Aaron Boonevs SD8/9/2002
Aaron Boonevs StL5/8/2003
Joey Votto (R)vs Chi5/7/2008
Jonny Gomesvs Wsh8/13/2009
Drew Stubbsat Chi7/4/2010
Jay Brucevs Chi8/27/2010
Chris Heiseyvs NYY6/22/2011/g2
Joey Vottovs Wsh5/13/2012
Joey Vottovs Phi6/9/2015
Scooter Gennett (4*)vs StL6/6/2017
Derek Dietrichvs Pit5/28/2019
Aristides Aquino (R) ...vs Chi	8/10/2019
Eugenio Suárezat Pit9/5/2020
Jesse Winker ^vs Mil5/21/2021
Jesse Winker ^at StL6/6/2021

* 31 Reds players hit 3 homers in a game, accomplished 40 times

* Club record (18 Major League players have hit 4 HR in a game)

(R) Votto & Aquino are the only Reds rookies with 3 HR in a game

^ Winker is the only Reds player with two 3-homer games in a season

Bench & Votto are the only Reds players with three 3-homer games

2018: Made 1 appearance for the Reds and 109 starts in RF for Pensacola, where he was a mid-season Southern League All-Star...his arm was rated by *Baseball America* the best among Southern League outfielders...ranked third in the Southern League with 20 HR, second-most by any Reds minor league batter (Ibandel Isabel, 35)...was promoted from Pensacola on 8/17, when Joey Votto was disabled...returned to Pensacola on 8/25, when Scott Schebler came off the disabled list...on 8/19 vs SF made his only Major League appearance...pinch ran in the sixth inning, played RF and finished 0-for-1...was his first professional appearance above Class AA...was 1 of 9 Reds players to make Major League debuts in 2018 (IF Alex Blandino, RHP Tanner Rainey, RHP Zack Weiss, IF/OF Rosell Herrera, IF/OF Brandon Dixon, RHP Jesús Reyes, IF Blake Trahan, OF Gabriel Guerrero)...on 11/30 became a free agent when he was non-tendered a contract, but the next day was re-signed to a minor league contact with an invitation to 2019 Major League spring training camp...wore uniform number 63 in his 1 appearance for the Reds.

2019 MAJOR LEAGUE DEBUTS & AQUINO

Player	Age	G	OPS	HR	RBI	SB
Aristides Aquino, Cin	25	57	.887	* 19	47	7
Nick Senzel, Cin	24	104	.742	^ 12	42	14
Pete Alonso, NYM	24	161	.941	53	120	1
Bryan Reynolds, Pit	24	134	.880	16	68	3
Vlad Guerrero Jr., Tor	20	123	.772	15	69	0
Eloy Jiménez, ChiA	22	122	.828	31	79	0
Mike Yastrzemski, SF	29	107	.852	21	55	2
Cavan Biggio, Tor	24	100	.793	16	48	14
Michael Chavis, Bos	24	95	.766	18	58	2
Yordan Alvarez, Hou	22	87	1.067	27	78	0
Fernando Tatis Jr., SD	20	84	.969	22	53	16
Keston Hiura, Mil	23	84	.938	19	49	9
Austin Riley, Atl	22	80	.750	18	49	0
Bo Bichette, Tor	21	46	.930	11	21	4

Aristides Aquino made his Major League debut in 2018 (1 game)
 * Set MLB records for fewest career G to 14 HR, fewest PA to 15 HR
 ^ First batter in Reds history with 3 HR in his first 4 career games

**SHELDON "CHIEF" BENDER AWARD
 REDS MINOR LEAGUE PLAYER OF THE YEAR**

2021	Jose Barrero, SS
2020	No minor league season
2019	Aristides Aquino, OF
2018	Ibandel Isabel, IF/OF
2017	Nick Senzel, 3B
2016	Aristides Aquino, OF
2015	Tyler Mahle, RHP
2014	Ben Lively, RHP
2013	Seth Mejias-Brean, 3B
2012	Billy Hamilton, SS
2011	Billy Hamilton, SS
2010	Devin Mesoraco, C
2009	Chris Heisey, OF
2008	Chris Valaika, SS
2007	Jay Bruce, OF
2006	Homer Bailey, RHP
2005	Chris Denorfia, OF
2004	Richie Gardner, RHP
2003	Stephen Smitherman, OF
2002	Brandon Larson, 3B
2001	Adam Dunn, OF
2000	Austin Kearns, OF

MINOR LEAGUES

2017: Spent the season at Class AA Pensacola, where among Southern League leaders he ranked T5th in HR and T3rd in triples... among all Reds minor leaguers ranked third in HR...his throwing arm was rated by *Baseball America* the best in the SL...entered the season rated the seventh-best prospect in the organization overall and Best Power Hitter...following the season played for Escogido in the Dominican Winter League (24g, .214, 1 2b, 5rbi, 1sb)...**2016:** At Class A Daytona was the Florida State League Player of the Year, a *Baseball America* High Class A All-Star, an MiLB.com Organization All-Star and winner of the Sheldon "Chief" Bender Award as the Reds' Minor League Player of the Year...for the second straight season, his arm was rated the best of any Reds minor league outfielder...led all Reds minor league batters in HR and RBI...led the Florida State League in triples, total bases and extra-base hits while ranking second in HR, third in RBI, fourth in runs scored and fifth in hits...was FSL Batter of the Week for 4/25-5/1...following the season played for Escogido in the Dominican Winter League (3g, .333, 1-3)...on 11/18 was added to the Reds' 40-man roster...**2015:** Following the season, his throwing arm was rated by *Baseball America* the best in the organization...while with Dayton on 4/24 suffered a fractured left ulna when he was hit by a pitch...didn't play again until 7/15...**2014:** At Rookie Billings ranked among the Pioneer League leaders in RBI (1st), total bases (1st), extra base-hits (1st), doubles (1st), HR (2nd), games (2nd), slugging percentage (2nd), at-bats (2nd), steals (T2nd) and hits (4th)...his 16 HR led all Reds short-season farmhands...was the Reds' Minor League Player of the Month for July (28g, .348, 10hr, 34rbi, 12sb, .713slg)...was rated the Reds' ninth-best prospect.

AQUINO'S CAREER TRANSACTIONS

- Was signed as a non-drafted free agent, January 18, 2011. Was signed by Richard Jimenez.
- On Dayton's disabled list with a fractured left ulna, April 25-July 13, 2015.
- On Daytona's suspended list, July 29-August 3, 2016.
- On Pensacola's disabled list with right patellar dislocation, June 6-12, 2018.
- On 10-day injured list following surgery to remove the hook of the hamate in his left hand, April 16-June 12, 2021; was transferred to the 60-day injured list, April 25; included a rehabilitation assignment at Louisville, June 3-12.

CAREER FIELDING								
Pos.	Pct.	G	PO	A	E	TC	DP	PB
RF	.985	86	130	3	2	135	0	-
1B	----	^ 1	0	0	0	0	0	-
CF	1.000	15	20	1	0	21	0	-
LF	.946	48	53	0	3	56	0	-

^ 9th inning on 9/28/19 at Pit

Career Hitting

Yr	Club	AVG	G	AB	R	H	2B	3B	HR	RBI	SH	SF	HB	BB	SO	SB	CS	OBP	SLG	E
11	DSL Reds - R	.188	60	202	27	38	4	4	3	21	1	2	7	21	63	4	10	.284	.292	9
12	DSL Reds - R	.197	65	239	28	47	11	0	3	26	3	4	4	24	65	5	8	.277	.280	8
13	AZL Reds	.278	46	194	37	54	15	6	4	38	0	1	4	10	40	4	3	.325	.479	6
	Billings - R	.212	15	66	13	14	1	1	3	10	0	2	0	2	22	1	1	.229	.394	1
14	Billings - R	.292	71	284	48	83	*23	5	16	*64	0	1	7	15	66	21	5	.342	.577	5
15	Dayton - A	.234	61	231	25	54	9	3	5	27	0	2	5	11	53	6	1	.281	.364	4
	Billings - R	.308	13	52	7	16	1	3	2	13	0	0	0	2	9	0	1	.333	.558	1
16	Daytona - A	.273	125	484	69	132	26	*12	23	79	0	2	6	34	104	11	7	.327	.519	8
17	Pensacola - AA	.216	131	459	54	99	20	6	17	56	0	2	4	39	145	9	3	.282	.397	8
18	Pensacola - AA	.240	114	404	49	97	20	2	20	55	1	1	4	35	112	4	5	.306	.448	6
	Cincinnati	.000	1	1	0	0	0	0	0	0	0	0	0	0	1	0	0	.000	.000	0
19	Louisville - AAA	.299	78	294	56	88	13	1	28	53	0	2	4	23	81	5	1	.356	.636	8
	Cincinnati	.259	56	205	31	53	8	0	19	47	0	2	2	16	60	7	0	.316	.576	2
20	Cincinnati	.170	23	47	7	8	1	0	2	8	0	0	3	6	18	1	0	.304	.319	0
21	Cincinnati	.190	84	174	25	33	6	1	10	23	0	2	1	27	75	2	2	.299	.408	3
	#Louisville - AAA	.263	6	19	5	5	2	0	1	5	0	0	0	8	1	0	0	.481	.526	0
Majors Totals		.220	164	427	63	94	15	1	31	78	0	4	6	49	154	10	2	.307	.478	5
Minors Totals		.248	785	2928	418	727	145	43	125	447	5	19	45	224	761	70	45	.310	.455	64

Injury rehab, * Led league, In 2014 and 2016 also led his leagues in total bases and extra-base hits

Wild Card Series Record

Yr	Club, Opponent	AVG	G	AB	R	H	2B	3B	HR	RBI	SH	SF	HB	BB	SO	SB	CS	OBP	SLG	E
20	Cin at Atl	.333	1	6	0	2	0	0	0	0	0	0	0	0	2	0	1	.333	.333	0

SINGLE-SEASON CAREER HIGH STREAKS

Hitting Streak: 9g, 8/3-8/12, 2019; Hitless Streak: 24ab, 8/19-8/20, 2021



GRAHAM

@Doug4212

RHP

ASHCRAFT

51

Age: 24 Ht.: 6-2 Wt.: 248 Bats: L Throws: R ML Service: 0.000

Born: 2/11/98 Birthplace: Huntsville, AL Resides: Athens, AL

Acquired: Was selected by the Reds in the sixth round of the June 2019 first-year player draft. Was signed by Jonathan Reynolds.

Contract: Signed through the 2022 season and under team control through 2027.

Non-Roster

CAREER HIGHLIGHTS

- Entered the 2022 season rated by *Baseball America* the ninth-best prospect in the organization.
- In 2021 was an MiLB.com Organization All-Star, MLB.com's Reds Pitching Prospect of the Year, the Reds' Minor League Pitcher of the Month for June and a 3-time league Pitcher of the Week.
- His slider is rated by *Baseball America* the best among Reds minor league pitchers.
- In 2020, his curveball was rated by *Baseball America* the best among Reds minor league pitchers.
- In 2021 led or tied all Reds minor league pitchers in wins, starts, complete games and shutouts.
- In 2019, in his first professional season recorded 10.06 strikeouts per 9 innings, the second-highest ratio in the organization.

BASEBALL AMERICA'S TOP 10 REDS PROSPECTS

- Jose Barrero, IF/OF
- Hunter Greene, RHP
- Nick Lodolo, LHP
- Elly De La Cruz, IF
- Matt McLain, IF
- Austin Hendrick, OF
- Jay Allen, OF
- Rece Hinds, IF
- ... **Graham Ashcraft, RHP**
- Bryce Bonnin, RHP

2021 SEASON

- In just his second professional season was an MiLB.com Organization All-Star, MLB.com's Reds Pitching Prospect of the Year, the Reds' Minor League Pitcher of the Month for June and a 3-time league Pitcher of the Week.
- At Dayton was High-A Central Pitcher of the Week for 5/30-6/5.
- At Chattanooga was AA South Pitcher of the Week for 6/20-6/26 and 6/27-7/3.
- In 22 starts combined at the 2 stops finished 11-4, 3.00 with 1 complete game, a shutout (111 ip, 86h, 37bb, 129k, 4hr, 1.11whip, .212baa).
- Led or tied all Reds minor league pitchers in wins, starts, complete games and shutouts while ranking third in innings pitched and strikeouts.
- In an 11-0 Lookouts win on 6/23 vs Rocket City threw a 2-hitter while facing just 28 batters (9ip, 0bb, 8k, 102 pitches)...didn't allow a base runner until Ray-Patrick Didder led off the seventh inning with an infield single...with 2 outs in the ninth allowed a soft popup single to Torii Hunter, followed by a double play.
- Entered the season rated by *Baseball America* the 28th-best prospect in the organization.
- On 1/19/22 was invited to his first Major League spring training camp.

PERSONAL: Graduated from Huntsville (AL) High School...played at the University of Alabama-Birmingham and Mississippi State University...follow on Twitter @Doug4212.

ASHCRAFT'S CAREER TRANSACTIONS

- Was selected by Dodgers in the 12th round of the June 2016 first-year player draft but did not sign.
- Was selected by Reds in the sixth round of the June 2019 first-year player draft. Signed by Jonathan Reynolds.

Career Pitching

Yr	Club	W-L	ERA	G	GS	CG	SHO	SV	IP	H	R	ER	HR	BB	SO	WP	BK
19	Greenville - R	2-4	4.53	13	13	0	0	0	53.2	51	33	27	2	21	60	5	0
21	Dayton - A	4-1	2.33	8	8	0	0	0	38.2	28	12	10	0	13	55	6	1
	Chattanooga - AA	7-3	3.36	14	14	1	1	0	72.1	58	30	27	4	24	74	7	0
Minor Totals		13-8	3.50	35	35	1	1	0	164.2	137	75	64	6	58	189	18	1



BRANDON
BAILEY

Twitter icon @BBailey_19

RHP

80

Age: 27 Ht.: 5-10 Wt.: 200 Bats: R Throws: R ML Service: 1.064

Born: 10/19/94 Birthplace: Westminster, CO Resides: Broomfield, CO

Acquired: From the Astros for cash, November 20, 2020.

Contract: Signed through the 2022 season and under team control through 2026.

Non-Roster

CAREER HIGHLIGHTS

- When acquired by the Reds in November 2020, was rated by MiLB.com the No. 30 prospect in the Astros' organization.
- Was the second player selected, by the Orioles from the Astros' Class AAA Round Rock roster, in the first round of the Major League phase of the December 2019 Rule 5 Draft...was returned to the Astros during 2020 spring training, his first Major League camp.
- In 2018 for Class A Buies Creek, twice was named the Carolina League Pitcher of the Week (7/16-7/22, 7/30-8/5).
- Was the winning pitcher for the Yarmouth-Dennis Red Sox in the 2015 Cape Cod League title game.

2021 SEASON

- Spent the season on the 60-day injured list recovering from spring training "Tommy John" surgery to repair the torn ulnar collateral ligament in his right elbow.
- Underwent surgery on 2/26.
- Went on the 60-day injured list on 3/29.
- Entered the season rated by *Baseball America* the 27th-best prospect in the organization.
- On 11/30 was not offered a Major League contract for 2022.
- On 12/1 was signed to a minor league contract with an invitation to 2022 Major League spring training camp.

2020 SEASON

- Spent most of the season in Corpus Christi on the Astros' alternate training site roster, but in his Major League debut made 5 apps in relief from 7/26-8/14.
- After he was optioned to the alternate training site on 8/15, traveled with the team on every road trip as part of the Astros' taxi squad.
- Went to Major League spring training camp with the Orioles, but on 3/6 the December 2019 Rule 5 draftee was returned to the Astros and sent to minor league camp.
- Made his first career Opening Day roster in his first action above Class AA.
- Threw a scoreless ninth inning in his Major League debut, a 7-6 Astros loss to Sea on 7/26 (1ip, 2h, 13pch).
- Recorded his first career strikeout on 8/9 at Oak (Tony Kemp).
- Following the season, on 11/20, was traded to the Reds for cash.

PERSONAL: In 2013 graduated from Broomfield (CO) High School, where as a junior he was the state's Player of the Year and as a senior was named an Under Armour Pre-Season All-American...in his 2012 junior year went 11-0, 1.02 to lead Broomfield High to the state championship...from 2014-2016 pitched for Gonzaga University, where he received a bachelor of education degree in sport management with a minor in public relations...currently is pursuing a master's degree in sports coaching at the University of Northern Colorado...during his 2016 junior season at Gonzaga went 10-3, 2.42 with 125 strikeouts, the third-highest single-season strikeout total in Gonzaga history...was first-team All-WCC, second-team All-West Region and a Golden Spikes Award mid-season watch list selection...recorded 17 strikeouts in the 2016 WCC Championships...later that 2016 season earned a win at the NCAA regional tournament against Arizona State and was named to the All-Fort Worth Regional team...in all 3 seasons at Gonzaga, was a teammate of Astros infielder Taylor Jones...is one-eighth Chickasaw and a member of Chickasaw Nation, a federally recognized Native American Nation headquartered in Ada, OK...his great-great grandmother, Matahoya, walked the "Trail of Tears"...his great-grandfather, George, was full-blooded Chickasaw and lived on the tribe's Oklahoma reservation...actively blogs on his website, BrandonBailey1994.com...follow on Twitter @BBailey_19.

BAILEY'S CAREER TRANSACTIONS

- Was selected by the Athletics in the sixth round of the June 2016 first-year player draft. Was signed by Jim Coffman.
- On Beloit's disabled list, May 10-17, 2017.
- On Stockton's disabled list, July 25-August 15, 2017.
- Was acquired by the Astros for OF Ramón Laureano, November 20, 2017.
- On Corpus Christi's injured list, July 9-August 1, 2019.
- Was acquired by the Orioles in the first round (2nd overall) of the Rule 5 Draft, December 12, 2019.
- Was returned to the Astros, March 6, 2020.
- Was acquired by the Reds for cash, November 20, 2020.
- On 60-day injured list following right elbow surgery, March 29-remainder of the season, 2021.

Career Pitching

Yr	Club	W-L	ERA	G	GS	CG	SHO	SV	IP	H	R	ER	HR	BB	SO	WP	BK
16	AZL Athletics - R	0-0	1.80	2	2	0	0	0	5.0	7	1	1	0	1	4	0	0
	Vermont Lake - A	3-1	3.08	10	5	0	0	0	38.0	26	14	13	1	9	42	3	0
17	Beloit - A	1-1	2.68	15	11	0	0	0	57.0	40	17	17	4	21	73	3	1
	Stockton - A	2-1	4.24	9	6	0	0	1	34.0	28	16	16	4	10	47	5	0
18	Buies Creek - A	5-8	2.49	20	16	0	0	0	97.2	69	30	27	6	43	113	17	0
	Corpus Christi - AA	1-0	4.01	5	1	0	0	1	24.2	21	13	11	5	9	23	0	1
19	Corpus Christi - AA	4-5	3.30	22	17	0	0	0	92.2	72	34	34	12	41	103	7	0
20	Houston	0-0	2.45	5	0	0	0	0	7.1	6	2	2	1	3	4	1	0
21	Cincinnati	Injured, Did Not Pitch															
Major Totals		0-0	2.45	5	0	0	0	0	7.1	6	2	2	1	3	4	1	0
Minor Totals		16-16	3.07	83	58	0	0	2	349.0	263	125	119	32	134	405	35	2

SINGLE-SEASON CAREER HIGH STREAKS

Scoreless Streak By Game: 2g, 7/26-8/1, 2020; **Scoreless Streak By Inning:** 2.2, 7/26-8/5, 2020;

Winning Streak: None; **Losing Streak:** None



JOSE
BARRERO

INF

2

Age: 24 Ht.: 6-2 Wt.: 175 Bats: R Throws: R ML Service: 0.129

Born: 4/5/98 Birthplace: Havana, Cuba Resides: Pompano Beach, FL

Acquired: Was signed as a non-drafted free agent, June 8, 2017. Was signed by Chris Buckley, Tony Arias, Miguel Machado, Jim Stoeckel, Bob Engle and Hector Otero.

Contract: Signed through the 2022 season and under team control through 2027.

CAREER HIGHLIGHTS

- There is no accent mark in his first or last name.
- In May 2021 changed his last name from Garcia to Barrero following the death of his mother.
- Entered the 2022 season rated #33 on *Baseball America's* Top 100 Prospects List...Reds farmhands RHP Hunter Greene was at #35, LHP Nick Lodolo at #36 and IF Elly de la Cruz at #77.
- Is rated by *Baseball America* the organization's top prospect and best defensive infielder.
- In 2021 received the Sheldon "Chief" Bender Award as the organization's Minor League Player of the Year.
- In 2021 was a *Baseball America* Class AAA All-Star, a *Baseball America* Minor League All-Star second teamer and an MiLB.com Organization All-Star for the third time in his 3 minor league seasons (2018, 2019, 2021).
- In 2019 was the Reds' Minor League Hitter of the Year.
- Was named Midwest League Player of the Week from 8/13-8/19, 2018; Florida State League Player of the Week for 8/19-8/25, 2019; and Triple-A East Player of the Week for 7/26-8/1, 2021.
- In 2019 led the Florida State League in doubles & extra-base hits.
- Was signed out of Cuba by Chris Buckley, Tony Arias, Miguel Machado, Jim Stoeckel, Bob Engle and Hector Otero.

2021 SEASON

- Received the Sheldon "Chief" Bender Award as the organization's Minor League Player of the Year.
- Was an MiLB.com Organization All-Star for the third time in his 3 minor league seasons.
- Was a *Baseball America* Class AAA All-Star and Minor League All-Star second teamer while rated the eighth-best prospect in the Triple-A East and second-best prospect in the Double-A South.
- Following the season was rated #21 on *Baseball America's* Top 100 Prospects List...LHP Nick Lodolo was at #23 and RHP Hunter Greene at #41.
- Made his 13 starts at SS (7gs), CF (5gs) and 2B (1gs).
- His 7 apps and 5 starts in CF are his first professional apps at that position.
- Made his only career start at 2B in the 3-1 win on 8/22 vs the Marlins.
- Started 6 of the Reds' last 10 games of the season (3gs in CF, 3gs at SS), including each of the last 4 games (1gs in CF, 3gs at SS).
- Had 2 stints on the Reds' roster.
- Over 12 days from 8/16-8/27 made 6 apps and 3 starts...on 8/28, with the team in Miami, was optioned to Louisville but added to the Taxi Squad to make room on the 26-player roster for IF Asdrúbal Cabrera, who arrived the day after he was claimed off waivers from the Diamondbacks.
- On 9/10 was promoted from the Taxi Squad to replace SS Kyle Farmer, who spent 3 days the paternity list...remained on the roster when Farmer returned to the team on 9/14 (RHP Brad Brach was designated for assignment).
- Was on the Taxi Squad twice, from 8/28-8/29 (2g at Mia) and again from 9/6-9/8 (3g at Cubs).
- Following the season played for Escogido in the Dominican Winter League (2g, 0-for-8, 1bb, 1r).

**SHELDON "CHIEF" BENDER AWARD
REDS MINOR LEAGUE PLAYER OF THE YEAR**

2021	Jose Barrero, SS
2020	No minor league season
2019	Aristides Aquino, OF
2018	Ibandel Isabel, IF/OF
2017	Nick Senzel, 3B
2016	Aristides Aquino, OF
2015	Tyler Mahle, RHP
2014	Ben Lively, RHP
2013	Seth Mejias-Brean, 3B
2012	Billy Hamilton, SS
2011	Billy Hamilton, SS
2010	Devin Mesoraco, C
2009	Chris Heisey, OF
2008	Chris Valaika, SS
2007	Jay Bruce, OF
2006	Homer Bailey, RHP
2005	Chris Denorfia, OF
2004	Richie Gardner, RHP
2003	Stephen Smitherman, OF
2002	Brandon Larson, 3B
2001	Adam Dunn, OF
2000	Austin Kearns, OF

**BASEBALL AMERICA'S
TOP 10 REDS PROSPECTS**

1. Jose Barrero, IF/OF
2. Hunter Greene, RHP
3. Nick Lodolo, LHP
4. Elly De La Cruz, IF
5. Matt McLain, IF
6. Austin Hendrick, OF
7. Jay Allen, OF
8. Rece Hinds, IF
9. Graham Ashcraft, RHP
10. Bryce Bonnin, RHP

- In the 7-1 loss on 8/18 vs Cubs became the 89th Reds batter hit by a pitch (by Adrian Sampson), tying the 2019 franchise record...the team would finish with 105 HBP.
- In the 6-5 loss on 9/14 at Pit, pinch hit in the eighth inning and then played CF in his first professional appearance in the outfield.
- Began the season at Class AA Chattanooga (.40g, .300, 9 2b, 1 3b, 6hr, 28rbi, 8sb)...on 8/16 was promoted to Class AAA Louisville (.45g, .306, 10 2b, 13hr, 38rbi, 8sb)...in 85 minor league apps total hit .303 (19 2b, 1 3b, 19hr, 66rbi)...for the Lookouts and Bats made 80 of his 85 starts at SS (3gs at DH at Chatt, 2gs at 3B for Lou).
- His 12 HR at shortstop were second-most for a Louisville player at that position since the team began its modern Triple-A affiliation (1998)...trailed only Zack Cozart's 17 HR in 2010...Barrero this season also hit a homer as a 3B.
- For the Bats, from 7/3-7/30 reached base safely in 23 consecutive apps...from his Class AAA debut on 6/29 until his 8/16 promotion to Cin, led Triple-A East in RBI (34).
- When promoted on 8/16 and despite spending only half the season with the Bats, ranked among the Triple-A East leaders in runs (1st), total bases (1st, 77), doubles (2nd), HR (T2nd), hits (3rd), RBI (3rd), slugging (3rd, .681), OPS (4th, 1.111) and hitting (5th).
- Was named Triple-A East Player of the Week for 7/26-8/1.
- In the bottom of the first inning of the 2021 SiriusXM All-Star Futures Game at Coors Field hit a solo HR that traveled 426 feet with an exit velocity of 104mph.
- Entered the season rated by *Baseball America* the Reds' top prospect and No. 79 on its Top 100...was 1 of 2 Reds players in *BA's* Top 100 prospects list...2020 top draft pick OF Austin Hendrick was rated No. 97...in 2021, Rays SS Wander Franco was rated No. 1 for the second straight season.
- Entered the season rated by *Baseball America* the best defensive infielder among Reds minor league players.

2020 SEASON

- In just his third professional season made his Major League debut with 24 apps, including 19 starts at SS.
- At 22 years, 4 months, 23 days old was the youngest Reds player to make his Major League debut since OF Yorman Rodriguez (22 years, 20 days old) on 9/4/2014 at Bal and the youngest player to debut as the Reds' starting shortstop since Kurt Stillwell (20 years, 313 days old) did it on 4/13/1986 at SD.
- Was 1 of 5 Reds players to make Major League debuts (OF Shogo Akiyama, RHP Tejay Antone, C Tyler Stephenson, OF Mark Payton).
- After his promotion on 8/26, started at SS in 19 of the Reds' last 32 games of the season...after his promotion, Reds pitchers went 20-12 and posted an ERA of 3.68.
- Joined the Taxi Squad prior to the game on 8/25 at Mil and then was promoted the next day, when the Reds optioned to the alternate training site OF Travis Jankowski.
- After the game on 8/26 at Mil was postponed following the shooting of Jacob Blake, made his Major League debut in the opener of the doubleheader sweep on 8/27 at Mil...in that 6-1 win started at SS and produced an infield single in his first career plate appearance (off Adrian Houser), a walk, a stolen base and a run scored.
- Began his Major League career with a 3-game hitting streak (3-9, .333).
- In the second inning of the opener on 9/4 at Pit produced his first Major League RBI, a run-scoring single off Steve Brault that gave the Reds a 1-0 lead they would not relinquish on their win to a 4-2 win.
- With the bases loaded and 2 outs in the top of the 13th inning of Game 1 of the Wild Card Series at Atl, pinch hit off A.J. Minter and hit into a fielder's choice...the Reds' 13-inning, 1-0 loss was the longest 1-0 game in Postseason history.
- Entered the season rated by *Baseball America* the sixth-best player in the organization and the player in the Reds' minor league system with the best infield arm.
- On 1/10/20 was invited to 2020 Major League spring training camp.

2019 SEASON

- Was the Reds' 2019 Minor League Hitter of the Year and an MiLB.com Organizational All-Star.
- Was Florida State League Player of the Week for 8/19-8/25.
- Led the Florida State League in doubles and extra-base hits (46) and ranked among the FSL leaders in slugging percentage (3rd), total bases (176, 4th), OPS (.779, 5th), hits (T9th), on-base percentage (10th) and runs (11th).
- With 37 doubles tied Christian Colón for the lead among all Reds minor league batters and ranked among the system's leaders in extra-base hits (46, 3rd), RBI (6th), total bases (176, 7th), runs (T7th), hits (8th) and slugging percentage (10th).
- Following the season was rated by *Baseball America* the sixth-best prospect in the organization and the 16th-best prospect in the Florida State League...was rated by MiLB.com the organization's ninth-best prospect.
- Following the season played for Glendale in the prestigious Arizona Fall League (16g, .213, 3 2b, 1hr, 9rbi, 3sb).

BARRERO'S CAREER TRANSACTIONS

-- Was signed by the Reds as a non-drafted free agent, June 8, 2017. Was signed by Chris Buckley, Tony Arias, Miguel Machado, Jim Stoeckel, Bob Engle and Hector Otero.

		CAREER FIELDING							
Pos.	Pct.	G	PO	A	E	TC	DP	PB	
2B	.875	2	5	2	1	8	2	-	
SS	.970	30	29	68	3	100	21	-	
CF	1.000	7	12	0	0	12	0	-	

Career Hitting

Yr	Club	AVG	G	AB	R	H	2B	3B	HR	RBI	SH	SF	HB	BB	SO	SB	CS	OBP	SLG	E
18	Dayton - A	.245	125	482	61	118	22	4	6	53	3	1	12	19	112	13	9	.290	.344	28
19	Daytona - A	.280	104	404	58	113	* 37	1	8	55	0	6	17	25	83	15	2	.343	.436	25
20	Cincinnati	.194	24	67	4	13	0	0	0	2	0	0	0	1	26	1	1	.206	.194	2
21	Chattanooga - AA	.300	40	160	31	48	9	1	6	28	0	2	2	16	40	8	1	.367	.481	8
	Louisville - AAA	.306	45	170	31	52	10	0	13	38	1	3	6	20	44	8	3	.392	.594	7
	Cincinnati	.200	21	50	4	10	4	1	0	3	0	0	3	3	17	1	0	.286	.320	2
Major Totals		.197	45	117	8	23	4	1	0	5	0	0	3	4	43	2	1	.242	.248	4
Minor Totals		.272	314	1216	181	331	78	6	33	174	4	12	37	80	279	44	15	.333	.428	68

* In 2019 led the Florida State League in doubles (37) and extra-base hits (46)

Wild Card Series Record

Yr	Club, Opponent	AVG	G	AB	R	H	2B	3B	HR	RBI	SH	SF	HB	BB	SO	SB	CS	OBP	SLG	E
20	Cin at Atl	.000	1	1	0	0	0	0	0	0	0	0	0	0	0	0	0	.000	.000	0

Pinch hit in Game 1 (FC 6-4, 1-0 loss in 13 innings)

SINGLE-SEASON CAREER HIGH STREAKS

Hitting Streak: 3g (3x), Last: 10/1-10/3, 2021; **HITLESS STREAK:** 13ab, 9/4-9/10, 2020

NATIVES OF CUBA WHO PLAYED OR COACHED FOR REDS

Rafael Almedia, IF 1911-13	Joe Azcue, C 1960	Brayan Peña, C 2014-15
Armando Marsans, OF 1911-14	Leo Cardenas, IF 1960-68	Raisel Iglesias, P 2015-19
Mike Gonzalez, C 1914	Tony Gonzalez, OF 1960	José Iglesias, SS 2019
Manuel Cueto, IF/OF 1917-19	Cookie Rojas, IF 1962	Yasiel Puig, OF 2019
Adolfo Luque, P 1918-29	Tony Pérez, IF 1964-76, '84-86	Jose Barrero, SS 2020-2021
Pedro Dibut, P 1924-25	Chico Ruiz, IF 1964-69	Vladimir Gutierrez, RHP 2021
Tommy de la Cruz, P 1944	Mike de la Hoz, IF 1969	Cionel Pérez, LHP 2021
Vincente Amor, P 1957	Camilo Pasqual, P 1969	
Raul Sanchez, P 1957, '60	Pedro Ramos, P 1969	
Danny Morejon, OF 1958	Tony Menendez, P 1992	
Orlando Pena, P 1958-60	Jose Cardenal, coach 1993, 2002-03	
Mike Cuellar, P 1959	Oswaldo Fernandez, P 2000-01	
Reggie Otero, coach 1959-65	Aroldis Chapman, P 2010-15	
Rogelio Alvarez, IF 1960, '62	Yonder Alonso, 1B 2010-11	

Cardenas, Luque and Pérez are in the Reds Hall of Fame. **Pérez** is the only native of Cuba in the National Baseball Hall of Fame who played in the Major Leagues. Cooperstown Hall of Famers **P Martin Dihigo, P Jose Mendez** and **OF Cristobal Torriente** were born in Cuba but played in the Negro Leagues.



JAKE BAUERS

@JakeBauers11

1B / OF

26

Age: 26 **Ht.:** 6-1 **Wt.:** 211 **Bats:** L **Throws:** L **ML Service:** 2.100

Born: 10/6/95 **Birthplace:** Newport Beach, CA **Resides:** Huntington Beach, CA

Acquired: Was signed to a minor league contract and invited to 2022 Major League spring training camp, December 20, 2021.

Contract: Signed through the 2022 season and under team control through 2025.

Non-Roster

CAREER HIGHLIGHTS

- In 2018 was the youngest player to appear in a game for TB, which featured 23 rookies.
- In 2018 led American League rookies with 54 walks, the third-highest total in Rays history for a rookie...ranked fourth among AL rookies in doubles and eighth in both runs and RBI.
- In a 5-4 loss on 6/7/18 for TB vs Sea made his Major League debut in a start at 1B (0-4).
- On 6/9/18 for TB vs Sea recorded his first career hit, a double off Félix Hernández.
- On 6/11/18 for TB vs Tor produced his first career home run (2-run off Sam Gaviglio)...became the youngest first baseman in Rays history to homer and the youngest infielder since 3B Evan Longoria in 2008.
- In the bottom of the 12th inning of the 7-6 win on 6/24/18 vs NYY became the fourth Rays batter to hit a walkoff HR before his 23rd birthday (solo off Chasen Shreve).
- On 6/14/19 at Det produced the ninth cycle in Indians history (4-5, 4rbi, 2r).
- Spent the COVID-shortened 2020 season at the Indians' alternate training site.
- At 21 years old on Opening Day 2017 was the second-youngest player in the International League...led the IL in runs scored while ranking among the league leaders in walks (2nd) and on-base percentage (5th).
- In 2016 was Class AA Montgomery's Most Valuable Player.
- Was an MiLB.com Rays Organization All-Star in 2016 and 2017.
- Was a post-season Midwest League All-Star in 2014 and Southern League All-Star in 2016.
- Was a mid-season Florida State League All-Star in 2015 and Southern League All-Star in 2016.
- In 2015 was an Arizona League Rising Star.

2021 SEASON

- In 115 apps for the Indians and Mariners combined to hit .209 with 7 doubles, 4 HR, 19 RBI and 6 stolen bases in 7 attempts.
- Began the season with the Indians...on 6/5 was designated for assignment.
- On 6/10 was traded from the Indians to the Mariners for a player to be named.
- Following the season was declared a minor league free agent.
- On 12/20 was signed by the Reds to a minor league contract with an invitation to 2022 Major League spring training camp.

PERSONAL: Attended Marina High School in Huntington Beach, CA...6 Major League players, including Craig Wilson and Kevin Elster, also attended Marina High...did not play varsity baseball until he was a junior, when he switched positions from catcher to first base and outfield...during his sophomore year played scout ball on the weekends and signed a letter of intent to play at the University of Hawaii before he played in his first varsity high school game...in 2018 attended the MLB Rookie Career Development Program in Washington D.C....his mother attended Game 1 of the 1988 World Series, a 5-4 Dodgers win highlighted by Kirk Gibson's 2-run, walkoff home run off Athletics closer Dennis Eckersley.

WALKOFF HOME RUNS (1)	
Date (Inning)	Pitcher
6/24/18 vs NYY (12th)	Chasen Shreve

PINCH-HIT HOME RUNS (2)	
Date	Pitcher
5/4/21 for Cle at KC	Tyler Zuber
9/2/19 for Cle vs WSox	Carson Fulmer

CONSECUTIVE GAMES (MINIMUM 3)	
Date	Dates
3 straight games	7/29-8/1, 2018

BAUERS' CAREER TRANSACTIONS

- Was selected by the Padres in the seventh round (208th overall) of the June 2013 first-year player draft.
- Was acquired by the Rays, along with C René Rivera & RHP Burch Smith, in exchange for CF Wil Myers, C Ryan Hanigan, LHP José Castillo & RHP Gerardo Reyes as part of a 3-team deal in which LHP Travis Ott & OF Steven Souza were traded from Washington to Tampa Bay and RHP Joe Ross & a player to be named (IF Trea Turner) were traded from San Diego to Washington, December 19, 2014.
- Was acquired by the Indians for IF Yandy Díaz and RHP Cole Sulser as part of a 3-team deal in which the Rays also sent cash to the Mariners, IF Carlos Santana was traded from Seattle to Cleveland and IF Edwin Encarnacion was traded from Cleveland to Seattle, December 13, 2018.
- Was signed by the Reds to a minor league contract with an invitation to 2022 Major League spring training camp, December 20, 2021.

		CAREER FIELDING						
Pos.	Pct.	G	PO	A	E	TC	DP	PB
1B	.994	161	1068	59	7	1134	99	-
LF	.993	90	131	5	1	137	0	-
RF	1.000	27	41	2	0	43	0	-

Career Hitting

Yr	Club	AVG	G	AB	R	H	2B	3B	HR	RBI	SH	SF	HB	BB	SO	SB	CS	OBP	SLG	E
13	AZL Padres - R	.282	47	163	22	46	8	2	1	25	3	5	3	14	31	2	0	.341	.374	5
14	Fort Wayne - A	.296	112	406	59	120	18	3	8	64	1	5	4	51	80	5	6	.376	.414	12
15	Charlotte - A	.267	59	217	33	58	14	2	6	38	0	1	2	29	33	2	3	.357	.433	4
	Montgomery - AA	.276	69	257	36	71	18	0	5	36	2	4	1	21	41	6	3	.329	.405	6
16	Montgomery - AA	.274	135	493	79	135	28	1	14	78	2	7	6	73	89	10	6	.370	.420	13
17	Durham - AAA	.263	132	486	*79	128	31	1	13	63	1	5	5	78	112	20	3	.368	.412	11
18	Durham - AAA	.279	52	197	31	55	14	0	5	24	1	0	1	23	47	10	6	.357	.426	7
	Tampa Bay	.201	96	323	48	65	22	2	11	48	2	6	3	54	104	6	6	.316	.384	5
19	Cleveland	.226	117	372	46	84	16	1	12	43	0	3	3	45	115	3	3	.312	.371	3
	Columbus - AAA	.247	24	89	13	22	7	0	3	15	0	0	0	14	26	8	2	.350	.427	0
21	Cleveland	.190	43	100	7	19	3	0	2	6	0	0	0	12	27	0	1	.277	.280	0
	Seattle	.220	72	182	20	40	4	0	2	13	0	0	2	18	51	6	0	.297	.275	0
	Major Totals	.213	328	977	121	208	45	3	27	110	2	9	8	129	297	15	10	.307	.348	8
	Minor Totals	.275	630	2308	352	635	138	9	55	343	10	27	22	303	459	63	29	.361	.414	58

* Led International League in runs scored

SINGLE-SEASON CAREER HIGH STREAKS

Hitting Streak: 10g, 6/12-6/22, 2021; Hittless Streak: 22ab, 9/2-9/28, 2019



LUIS CASTILLO

RHP
58

Age: 29 Ht.: 6-2 Wt.: 200 Bats: R Throws: R ML Service: 4.101

Born: 12/12/92 Birthplace: Bani, DR Resides: Bani, DR

Acquired: From the Marlins, along with RHP Austin Brice and minor league OF Isaiah White, for RHP Dan Straily, January 19, 2017.

Contract: Was signed to a 1-year contract through the 2022 season, avoiding arbitration, March 22, 2022. Is under team control through 2023.

CAREER HIGHLIGHTS

- Since his Major League debut in 2017 leads the Reds' pitching staff in wins (40), starts (123), innings pitched (707.1) and strikeouts (770).
- From 2017-2020 became the first pitcher with an ERA of 3.62 or lower through his first 4 seasons for the Reds, with a minimum of 90 starts, since Gary Nolan (2.92, 1967-1970).
- Led the Reds in starts in each of the last 4 seasons, in wins and strikeouts in 2 of the last 4 seasons, in innings pitched in 3 of the last 5 seasons and in ERA in 2 of the last 5 seasons.
- In 2019 and 2021 was the Reds' Opening Day starting pitcher.
- In 2019 was a National League All-Star and the NL's Pitcher of the Month for March/April.
- In 2019 averaged 10.67 strikeouts per 9 innings, the highest ratio in Reds history for pitchers with a minimum of 125 innings...in the shortened 2020 season averaged 11.44 strikeouts per 9 innings over 70 innings pitched.
- In 2019, Castillo (226 strikeouts) and Sonny Gray (205) became the first Reds teammates to each record at least 200 strikeouts in the same year...their strikeout ratios of 10.67 and 10.52 per 9 innings, respectively, were the highest in Reds history for pitchers with at least 125 innings.
- Per *Baseball America*, in both 2019 and 2021 his changeup was voted by managers, scouts and executives the best in the National League.
- Was the Reds' Minor League Pitcher of the Month for June 2017.
- When acquired by the Reds in January 2017 was rated by *Baseball America* the second-best prospect in the Marlins' system and by MLB.com their fifth-best prospect.
- In 2016 was Marlins Minor League Pitcher of the Year, Florida State League Pitcher of the Year, a *Baseball America* High Class A All-Star, an MiLB.com Organizational All-Star, FSL mid-season All-Star and Marlins Minor League Pitcher of the Month for May.

200-STRIKEOUT SEASONS, REDS PITCHERS

Mario Soto	274	1982
Jim Maloney	265	1963
Jim Maloney	244	1965
Johnny Cueto	242	2014
Mario Soto	242	1983
Noodles Hahn	239	1901
Jose Rijo	227	1993
Luis Castillo	* 226	2019
Tom Seaver	226	1978
Aaron Harang	218	2007
Aaron Harang	216	2006
Jim Maloney	216	1966
Mario Soto	214	1985
Jim Maloney	214	1964
Tyler Mahle	210	2021
Gary Nolan	206	1967
Edinson Volquez	206	2008
Sonny Gray	205	2019
Johnny Vander Meer	202	1941

* Career high

8 STRIKEOUTS & 2 HITS

Since the distance from the pitching rubber to home plate was set at 60 feet, 6 inches in 1893, only 3 times in Major League history has a pitcher made **3 consecutive starts** in a season with **at least 8 strikeouts** and **no more than 2 hits allowed** in each game (list below)...**Luis Castillo's streak**, to open the 2019 season, was snapped in the 4-3 walkoff loss on 4/15 at LAD (5ip, 4h, 2er, 5bb, 7k)...no pitcher ever has done it in 4 consecutive starts.

Luis Castillo, Cin	3/28-4/9, 2019
Randy Johnson, Sea	6/2-6/13, 1997
Rube Marquard, NYG	8/24-9/1, 1911

5 IP, 2 H, 2 R

Luis Castillo 8 times in 2019 threw at least **5.0 IP** with **2 or fewer hits** and **2 or fewer runs**, a franchise single-season record for such starts.

Luis Castillo	8, 2019	Jim Maloney	4, 1969
Homer Bailey	4, 2013	Jim Maloney	4, 1965
Jack Armstrong	4, 1988	Jake Weimer	4, 1907

Lists courtesy @EliasSports

2021 SEASON

- Established career highs in losses, starts, hits allowed, runs allowed, earned runs allowed, highest batting average against (.255) and batters faced (803)...fell 3.0 innings shy of his career high.
- Led the National League in walks and GDPs induced (20), tied for the league lead in starts and losses, ranked third in hits allowed and fifth in runs allowed.
- Castillo and Tyler Mahle were 2 of 7 pitchers, and the only teammates, to lead the Major Leagues in starts (Sandy Alcántara, Walker Buehler, Kevin Gausman, Charlie Morton, Marcus Stroman).
- Went 1-8, 7.22 in 11 starts through May and 7-8, 2.73 in 22 starts the rest of the year.
- His 2.73 ERA over 22 starts beginning June 1 was the eighth-best in the Major Leagues (Walker Buehler 2.39, Robbie Ray 2.48, Corbin Burnes 2.51, Max Scherzer 2.54, Adam Wainwright 2.58, Julio Urías 2.59, Max Fried 2.62).
- In June posted a 1.71 ERA, the fifth-best ERA in the National League (Jacob deGrom 0.67, Max Scherzer 1.42, Zach Wheeler 1.44, Anthony DeSclafani 1.69).
- In July posted a 2.15 ERA, the third-best in the National League (Walker Buehler 1.67, Freddy Peralta 2.14).
- In September/October posted a 2.35 ERA, the ninth-best in the National League.
- Threw quality starts in 7 of his last 9 apps (2-5, 2.70), in 11 of his last 14 apps (5-6, 3.18) and beginning 6/4 in 17 of his last 22 apps (7-8, 2.73).
- 3 times allowed a career-high 8 earned runs (Opening Day vs StL, 5/13 at Col, 8/9 at Cle)...in his other 30 starts posted an ERA of 2.99.
- Was the victim of a blown save 5 times...1 other start, a 4.0-inning stint on 4/20 vs Ari, also included a blown save...his 6 starts total in which Reds relievers suffered a blown save were 3 behind Major League co-leaders Tyler Mahle and Kevin Gausman.
- Suffered an 11-6 loss vs StL in the second Opening Day start of his career...was the coldest Opening Day in Reds history (37 degrees).
- In that Opening Day loss failed to record a strikeout for the only time since 4/28/18 at Min (1ip)...prior to Opening Day recorded at least 1 strikeout in 69 consecutive starts (5/2/18 - 9/26/20)...recorded at least 1 strikeout in each of his last 32 starts of 2021...allowed a career-high 10 runs, including 6 runs in the top of the first inning, and tied his career high by allowing 8 earned runs...the Reds allowed 6 runs in the top of the first inning of an Opening Day game for the first time in their history.
- Recorded his 600th career strikeout on 5/1 vs Cubs (David Bote) and his 700th on 8/4 vs Min (Max Kepler).
- On 5/18 vs SF became the first Reds pitcher with 10 strikeouts through a game's first 4 innings since Jim Maloney did it on 5/21/1963 at Mil...Castillo had 8 strikeouts in the first 3 innings.
- In the 9-4 loss on 5/23 vs Mil made his 100th career start.
- His 6-4 win on 6/4 at StL snapped his 7-game and 7-start losing streaks, both the longest of his career... was the first Reds pitcher to lose 7 straight decisions or lose 7 consecutive apps, all as a starting pitcher, since Homer Bailey lost 7 consecutive starts from 7/31-9/5, 2018...per @EliasSports, no Reds pitcher ever, in a single season, has lost 8 consecutive apps, all as a starting pitcher.
- In the 7-6 walkoff loss on 7/6 at KC, allowed only a fifth-inning, solo HR to Michael A. Taylor that snapped Castillo's 37-inning homerless streak (6/4-7/6).
- In *Baseball America's* Best Tools survey, for the second time in 3 seasons his changeup was rated by field managers the best in the National League.

STRIKEOUTS PER 9 INNINGS, REDS HISTORY

Pitcher	Year	Ratio	K	IP
Luis Castillo	2019	10.67	226	190.2
Sonny Gray	2019	10.52	205	175.1
Tyler Mahle	2021	10.50	210	180.0
Mario Soto	1982	9.57	274	257.2

Minimum 125 innings pitched, Courtesy @EliasSports

2020 SEASON

- Ranked among the National League leaders in strikeouts per 9 innings (11.44, 6th), strikeouts (8th) and ERA (11th).
- In September, led the National League in wins (4) while ranking fifth in ERA (2.20) as the Reds battled for and earned their first Postseason berth since 2013.
- In one of the Reds' biggest games of the year, on 9/11 at StL threw a 2-hitter for his first career complete game...the Reds entered that game in fourth place, a season-high 6 games under .500, 6.5 games out of first place in the NL Central Division and 3.5 games out of the Wild Card...beginning with that 3-1 win at Busch Stadium, the Reds finished the season 12-4 to earn their first Postseason berth since 2013... became the first Reds pitcher to throw a 9-inning complete game since Scott Feldman's 4-0 win vs SF on 5/7/17...became the first opposing pitcher to throw a 9-inning complete game at Busch Stadium since Pit's Edinson Volquez on 9/10/14...retired 19 of his last 21 batters...allowed only a double to Paul DeJong in the second inning and a single to Kolten Wong in the third.
- That 3-1 win at StL began a 3-game streak from 9/11-9/21 over which he produced a career-high 18.0-inning scorless streak, the longest by a Reds pitcher in 2020.
- Started and suffered the 5-0 loss at Atl in the deciding Game 2 of the National League Wild Card Series... allowed only an RBI-double to Ronald Acuña Jr. with 2 outs in the bottom of the fifth inning...became just the second Reds pitcher ever to record at least 7 strikeouts while only allowing 1 run or less in a Postseason debut, joining Hod Eller (9k, 1919 World Series Game 5 at White Sox).

2019 SEASON

- In his third Major League season at just 26 years old, was the Reds' Opening Day starting pitcher and a National League All-Star.
- Selected by his peers, joined Sonny Gray as the first Reds starting pitchers named to the All-Star team since Johnny Cueto and Alfredo Simon in 2014...was the youngest Reds starting pitcher named an All-Star since 24-year-old Edison Volquez in 2008.
- Was National League Pitcher of the Month for March/April (7gs, 3-1, 1.45) ending ranking second in the NL and third in the Major Leagues in ERA, second in the NL and sixth in the majors in strikeouts (50) and third in the NL and 6th in the majors in innings pitched (43.1)...was the first Reds pitcher to win the monthly award since LHP Denny Neagle in September 1999 and the first Reds righthanded starter recognized since Jose Rijo in September 1992.
- Averaged 10.57 strikeouts per 9 innings, the highest ratio in Reds history for pitchers with a minimum of 125 innings.
- Ranked among the National League leaders in opponents' BA (.202, 3rd), wins (5th), ERA (12th), innings pitched (10th), strikeouts (9th), strikeouts per 9 innings (10.67, 6th) and starts (T8th).
- Became the first Reds pitcher with 15 wins in a season since Johnny Cueto (20-9) and Alfredo Simon (15-10) each did it in 2014.
- Castillo (226) and Sonny Gray (205) became the first Reds teammates to each record at least 200 strikeouts in the same year...their strikeout ratios of 10.67 and 10.52 per 9 innings, respectively, were the highest in Reds history for pitchers with at least 125 innings.
- Led the team in wins, starts, quality starts (20), innings pitched and strikeouts, all career highs.
- In his first career Opening Day start was the victim of a blown save in the 5-3 win vs Pit (5.2ip, 2h, 1er, 3bb, 8k)...became the fifth straight different Opening Day starter for the Reds (Johnny Cueto 2012-2015, Raisel Iglesias 2016, Scott Feldman in 2017, Homer Bailey in 2018)...is the longest stretch of different Opening Day starting pitchers since a 6-year stretch from 2001-2006 (Pete Harnisch 2000-2001, Joey Hamilton 2002, Jimmy Haynes 2003, Cory Lidle 2004, Paul Wilson 2005, Aaron Harang 2006).
- Produced 8 starts in which he threw at least 5.0 innings while allowing 2 hits or fewer and 2 runs or fewer, a single-season franchise record.
- Began the season 1-1, 0.92 in his first 3 starts (19.2ip, 5h, 2er, 8bb, 25k)...since the distance from the pitching rubber to home plate was set at 60 feet, 6 inches in 1893, only 3 times in Major League history has a pitcher made 3 consecutive starts in a season with at least 8 strikeouts and no more than 2 hits allowed in each game (Sea's Randy Johnson, 1997 & NYG's Rube Marquart, 1911)...Castillo's streak, to open this season, was snapped in the 4-3 walkoff loss on 4/15 at LAD (5ip, 4h, 2er, 5bb, 7k).
- Over 13 apps from 4/9-6/17 produced a career-high 7-game winning streak (7-0, 2.40)...was the longest winning streak by a Reds pitcher in 2019.
- On 4/20 at SD recorded his 300th career strikeout (Manny Machado).
- In his 7-4 win on 8/5 vs LAA, his career-high 13 strikeouts were the most by a Reds pitcher since Raisel Iglesias had 13 strikeouts on 8/23/15 vs Ari and the most by a Reds pitcher in 2019.
- In the second inning of his 2-0 loss on 9/7 vs Ari recorded his 200th strikeout of the season (Josh Rojas).
- In the National League's 4-3 All-Star Game loss at Cle's Progressive Field, threw a perfect fourth inning (Carlos Santana K, J.D. Martinez K, Alex Bregman 4-3).
- Per *Baseball America*, his changeup was voted by managers, scouts and executives the best in the National League.

LONGEST STREAKS OF 6 HITS OR FEWER, STARTERS *

Sonny Gray 48	.. 261.1ip	.. 8/25/2018 - 5/5/2021
Dinelson Lamet 46 234ip 7/29/2017 - active
Shohei Ohtani 31	.. 158.1ip 4/1/18 - 8/25/21
Nolan Ryan 31 178ip 5/1/1991 - 6/1/1992
Marcelino Lopez	.. 30 137ip	.. 9/1/1966 - 7/30/1971
Luis Castillo 29	.. 165.2ip 5/8/18 - 4/20/19

* Excluding "openers"

2018: At 25 years old and in just his second Major League season led the staff in wins, losses, starts, quality starts (11), innings pitched and strikeouts...after the All-Star Game break, his 2.44 ERA over 11 starts was fifth-best in the National League and ninth-lowest in the Major Leagues...received votes for the National League Pitcher of the Month Award for September after producing a 3-1 record while tying for the Major League lead with a 1.09 ERA...in his last 3 starts of the season went 2-0, 0.84 (21.1ip, 13h, 2er, 6bb, 6k, 1hr) and finished the year with a career-high 10.0-inning scoreless streak over his 2 final starts...his season-high 3-game winning streak from 5/8-5/24 (4gs, 3-0, 2.78) was the first winning streak of his career...in his 4-0 win on 9/1 at StL recorded 11 strikeouts, the second-highest total by a Reds pitcher in a game in 2018 (Tyler Mahle, 12k, 6/30 vs Mil)...in the 10-inning, 1-0 loss on 9/21 at Mia, his final start of the season, didn't allow a run in 8.1 innings...was a career high for innings pitched in a game and the longest outing by a Reds pitcher in 2018.

7 STRAIGHT APPS BY REDS, ALL STARTS, 7 LOSSES

RHP Luis Castillo 4/25 - 5/29, 2021
RHP Homer Bailey 7/31 - 9/5, 2018
LHP Jim Merritt 4/23 - 5/27, 1971
RHP Bill Phillips 1901
RHP Archie Stimmel 1901
RHP Tom Parrot 1894

No Reds pitcher ever has lost 8 consecutive apps in one season, all as a starting pitcher. Courtesy @EliasSports

2017: Led National League rookies in ERA and opponents' batting average (.202) while ranking eighth among rookies in strikeouts...was the organization's Minor League Pitcher of the Month for June (4gs, 3-1, 1.42, 1cg at Pensacola)...the Reds went 7-8 in his 15 starts...with 8 quality starts ranked second on the staff behind Scott Feldman's 9 QS...produced all 8 quality starts in his last 12 apps beginning 7/8 (3-6, 2.84), including 6 QS in his last 8 apps beginning 7/30 (2-3, 2.37)...beginning 7/8 and among pitchers with at least 12 starts, his 2.84 ERA ranked seventh in the Major Leagues behind Corey Kluber (1.79), Justin Verlander (1.92), Kyle Hendricks (2.19), Luis Severino (2.40), Jake Arrieta (2.48) & Marcus Stroman (2.73)...beginning 7/30 and among pitchers with at least 8 starts, his 2.37 ERA ranked seventh in the Major Leagues behind Stephen Strasburg (0.84), Corey Kluber (1.42), Justin Verlander (1.65), Kyle Hendricks (2.23), Jake Arrieta (2.27) and Robbie Ray (2.28)...began the season at Pensacola and made 14 starts there before he was promoted on 6/23 to start at Wsh...joined the rotation along with RHP Homer Bailey to fill the spots in the rotation previously occupied by RHP Asher Wojciechowski (DFA) and RHP Bronson Arroyo (disabled)...spent the rest of the season with the Reds...in each of his first 2 career starts was the victim of a blown save...left his Major League debut with a 5-2 lead over Wsh and left the 4-3 win on 6/28 vs Mil with a 3-2 lead...in his debut on 6/23 at Wsh, thanks to a 5-hit, 4-run top of the first inning made his first career plate appearance (groundout) before he threw his first career pitch...struck out his first batter (Trea Turner) and allowed a home run to his second (Brian Goodwin)...his Major League debut was his first professional appearance above Class AA...earned his first career win in his fourth start, on 7/8 at Ari (7-0 win, 6.2ip, 3h, 1bb, 8k)...on 7/20 vs Ari singled off Patrick Corbin for his first career hit.

MINOR LEAGUES

2016: Was Marlins Minor League Pitcher of the Year, Florida State League Pitcher of the Year, a *Baseball America* High Class A All-Star and an MiLB.com Marlins Organizational All-Star...also was Marlins Minor League Pitcher of the Month for May (5g, 4gs, 2-1, 1.67) and a Florida State League mid-season All-Star...led the Florida State League in ERA (2.07) and opponents' BA (.219)...on 7/29 was included as part of Mia's trade with SD that also sent RHP Jarred Cosart, RHP Carter Capps and 1B Josh Naylor to the Padres for RHP Andrew Cashner, RHP Colin Rea and RHP Tayron Guerrero...after Rea experienced right elbow issues following his lone start with Mia, the Padres and Marlins agreed to restructure part of the trade...on 8/1 Castillo was returned to the Marlins for Rea...**2013:** Led the Dominican Summer League in saves (20) and tied for league lead in games finished (24).

COMPLETE GAMES (1)

Date/Opp	IP	H	ER	BB	SO	Result
9/11/20 at StL	9.0	2	1	3	6	W, 3-1

10-STRIKEOUT GAMES (12)

Date (Innings)	Strikeouts
8/5/19 vs LAA (7.0)	13
5/18/21 vs SF (5.0)	11
7/25/20 vs Det (6+)	11
8/27/19 at Mia (6.0)	11
5/10/19 at SF (6.0)	11
9/1/18 at StL (6.2)	11
9/17/21 vs LAD (6.1)	10
9/16/20 vs Pit (7.0)	10
9/7/19 vs Ari (7.2)	10
7/15/19 at Chc (6.0)	10
6/9/18 vs StL (6.0)	10
9/6/17 vs Mil (8.0)	10

CASTILLO'S CAREER TRANSACTIONS

- Was signed by the Giants as a non-drafted free agent, December 23, 2011.
- Was acquired by the Marlins, along with RHP Kendry Flores, for IF Casey McGehee, December 20, 2014.
- Was acquired by the Padres, along with RHP Jarred Cosart, RHP Carter Capps and 1B Josh Naylor, for RHP Andrew Cashner, RHP Colin Rea and RHP Tayron Guerrero, July 29, 2016.
- Was acquired by the Marlins for RHP Colin Rea, August 1, 2016.
- Was acquired by the Reds, along with RHP Austin Brice and minor league OF Isaiah White, for RHP Dan Straily, January 19, 2017.

Career Pitching

Yr	Club	W-L	ERA	G	GS	CG	SHO	SV	IP	H	R	ER	HR	BB	SO	WP	BK
12	DSL Giants - R	1-3	3.31	19	0	0	0	2	54.1	47	25	20	1	22	47	7	1
13	DSL Giants - R	0-1	0.64	27	0	0	0	*20	28.1	15	5	2	0	3	34	3	0
14	Augusta - A	2-2	3.07	48	0	0	0	10	58.2	56	23	20	6	25	66	3	0
15	Greensboro - A	4-3	2.98	25	7	0	0	4	63.1	59	25	21	1	19	63	2	0
	Jupiter - A	2-3	3.50	10	9	0	0	0	43.2	44	17	17	3	14	31	3	0
16	Jupiter - A	8-4	*2.07	23	21	1	0	0	117.2	95	29	27	2	18	91	3	0
	Jacksonville - AA	0-2	3.86	3	3	0	0	0	14.0	12	9	6	1	7	12	3	0
17	Pensacola - AA	4-4	2.58	14	14	1	0	0	80.1	68	24	23	5	13	81	3	1
	Cincinnati	3-7	*3.12	15	15	0	0	0	89.1	64	32	31	11	32	98	2	1
18	Cincinnati	10-12	4.30	31	31	0	0	0	169.2	158	89	81	28	49	165	4	2
19	Cincinnati	15-8	3.40	32	32	0	0	0	190.2	139	76	72	22	79	226	5	*3
20	Cincinnati	4-6	3.21	12	12	1	0	0	70.0	62	31	25	5	24	89	1	0
21	Cincinnati	8-16*	3.98	33	*33	0	0	0	187.2	181	94	83	19	*75	192	1	1
Major Totals		40-49	3.72	123	123	1	0	0	707.1	604	322	292	85	259	770	13	7
Minor Totals		21-22	2.66	169	54	2	0	36	460.1	396	157	136	19	121	425	27	2

* Led league, In 2016 also led Florida State League in opponents' BA (.219), ^ Led National League rookies in ERA and opponents' BA (.202)

All-Star Record

Yr	Club, Site	W-L	ERA	G	GS	CG	SHO	SV	IP	H	R	ER	HR	BB	SO	WP	BK
19	NL, Cleveland	0-0	0.00	1	0	0	0	0	* 1.0	0	0	0	0	0	2	0	0

* Carlos Santana struck out, J.D. Martinez struck out, Alex Bregman grounded out 4-3

Wild Card Series Record

Yr	Club, Opponent	W-L	ERA	G	GS	CG	SHO	SV	IP	H	R	ER	HR	BB	SO	WP	BK
20	Cin at Atl	0-1	1.69	1	1	0	0	0	5.1	6	1	1	0	1	7	0	0

Started the 5-0 loss in the deciding Game 2

Career Hitting

Yr	Club	AVG	G	AB	R	H	2B	3B	HR	RBI	SH	SF	HB	BB	SO	SB	CS	OBP	SLG	E
17	Cincinnati	.069	15	29	0	2	0	0	0	1	3	0	0	1	11	0	0	.100	.069	0
18	Cincinnati	.102	31	59	4	6	1	0	0	2	4	0	0	2	23	0	0	.131	.119	0
19	Cincinnati	.097	32	62	3	6	1	0	0	0	4	0	0	0	32	0	0	.097	.113	1
20	Cincinnati	----	12	0	0	0	0	0	0	0	0	0	0	0	0	0	0	----	----	0
21	Cincinnati	.163	33	49	1	8	2	0	0	2	9	0	0	1	23	0	0	.180	.204	1
Career Totals		.111	123	199	8	22	4	0	0	5	20	0	0	4	89	0	0	.128	.131	2

SINGLE-SEASON CAREER HIGH STREAKS

Scoreless Streak By Game: None; **Scoreless Streak By Inning:** 18.0, 9/11-9/21, 2020;
Winning Streak: 7g, 4/9-6/17, 2019; **Losing Streak:** 7g, 4/25-5/29, 2021



LORENZO CEDROLA

OF
83

Age: 24 **Ht.:** 5-11 **Wt.:** 170 **Bats:** R **Throws:** R **ML Service:** 0.000

Born: 1/12/98 **Birthplace:** Caracas, VZ **Resides:** Guatire, Miranda, VZ

Acquired: From the Red Sox for international amateur signing bonus pool space, July 2, 2018.

Contract: Signed through the 2022 season and under team control through 2027.

Non-Roster

CAREER HIGHLIGHTS

- In 2022 was invited to his first Major League spring training camp.
- In 2021 was a Double-A South All-Star after leading all Class AA players in hits and an MiLB.com Organization All-Star.
- In 2017 was a mid-season South Atlantic League All-Star and Red Sox Minor League Baserunner of the Month for April.
- In 2016 was an All-Star after leading the Gulf Coast League in hits and doubles and was named Red Sox Minor League Defensive Player of the Month for August/September.
- In 2015, in his professional debut was Red Sox Latin Program Player of the Year and their Minor League Baserunner of the Month for June.
- Following the 2020 and 2021 regular seasons played for La Guaira in the Venezuelan Winter League (60g, .274, 10 2b, 1 3b, 0hr, 15rbi, 9sb).

2021 SEASON

- At Class AA Chattanooga was a Double-A South All-Star and an MiLB.com Organization All-Star.
- Led all Class AA players in hits.
- Ranked among the organization's leaders with 139 hits (1st), 202 total bases (1st), a .320 batting average (2nd), 73 runs (2nd), 62 RBI (3rd), 36 extra-base hits (3rd) and an OPS of .817 OPS (5th).
- Following the season played for La Guaira in the Venezuelan Winter League (32g, .250, 7 2b, 1 3b, 0hr, 7rbi, 5sb).
- On 11/2 was invited to 2022 Major League spring training camp, his first.

CEDROLA'S CAREER TRANSACTIONS

- Was signed by the Red Sox as a non-drafted free agent, February 7, 2015. Was signed by Alex Requena and Eddie Romero.
- Was acquired by the Reds for international amateur signing bonus pool space, July 2, 2018.

Career Hitting

Yr	Club	AVG	G	AB	R	H	2B	3B	HR	RBI	SH	SF	HB	BB	SO	SB	CS	OBP	SLG	E
15	DSL Red Sox 2 - R	.321	67	265	61	85	8	7	1	31	0	1	23	33	27	7		.420	.415	1
16	GCL Red Sox - R	.290	53	214	33	*62	*14	1	2	21	1	2	10	11	28	9	4	.350	.393	0
17	Greenville - R	.285	92	354	47	101	18	3	4	34	3	2	9	11	48	19	7	.322	.387	3
18	Greenville - R	.318	50	211	40	67	17	3	0	22	3	3	7	5	29	10	8	.350	.427	4
	Dayton - A	.260	45	169	13	44	4	2	1	11	4	2	4	9	28	13	7	.310	.325	0
19	Daytona - A	.277	102	343	41	95	10	7	1	28	5	4	12	17	43	18	10	.330	.356	5
21	Chattanooga - AA	.320	106	406	68	^130	16	7	9	61	2	4	8	17	50	8	8	.356	.461	3
	Louisville - AAA	.257	9	35	5	9	3	0	1	1	0	0	2	2	2	2	0	.333	.429	0
Minor Totals		.297	524	1997	308	593	90	30	19	209	18	18	75	95	261	106	51	.349	.401	16

* Led Gulf Coast League in hits and doubles, ^ Led Class AA in hits



ALLAN CERDA

OF
86

Age: 22 Ht.: 6-3 Wt.: 203 Bats: R Throws: R ML Service: 0.000

Born: 11/24/99 Birthplace: New York, NY Resides: Santo Domingo, DR

Acquired: Was signed as a non-drafted free agent, July 3, 2017. Was signed by Felix Romero.

Contract: Signed through the 2022 season and under team control through 2027.

CAREER HIGHLIGHTS

- Is rated by MLB Pipeline the 17th-best player in the organization.
- In 2022, after just 3 professional seasons, was invited to his first Major League spring training camp.
- In 2021, was an MiLB.com Organization All-Star and a Low-A Southeast All-Star.
- Was the Low-A Southeast's Offensive Player of the Week for 8/1-8/7, 2021.
- In 2019, while at Class A Greenville was Appalachian League Player of the Week for 6/23-6/29.
- While playing for Greenville, on 8/7/19 was hit in the face by a pitch...suffered a nasal fracture that required season-ending surgery.

2021 SEASON

- In 87 apps at low Class A Daytona and high Class A Dayton, combined to hit .250 with 22 doubles, 5 triples, 17 HR, 55 RBI, 2 stolen bases and an OPS of .884...was hit by a pitch 14 times.
- Was an MiLB.com Organization All-Star and a Low-A Southeast All-Star.
- While at Daytona, was the Low-A Southeast's Offensive Player of the Week for 8/1-8/7, 2021.
- Began the season at Daytona...on 8/24 was promoted to Dayton.
- In June and July missed time while on the injured list with a left quad strain.
- On 11/19 was added to the Reds' 40-man roster, along with RHP Alexis Diaz, RHP Daniel Duarte, RHP Hunter Greene and RHP James Marinaro.

CERDA'S CAREER TRANSACTIONS

- Was signed as a non-drafted free agent, July 3, 2017. Was signed by Felix Romero.
- On Greenville's 60-day injured list with a nasal fracture, August 15-remainder of the season, 2019.
- On Daytona's 7-day injured list with a left quad strain, June 11-July 7, 2021.

Career Hitting

Yr	Club	AVG	G	AB	R	H	2B	3B	HR	RBI	SH	SF	HB	BB	SO	SB	CS	OBP	SLG	E
18	DSL Reds - R	.272	51	173	35	47	11	0	6	34	0	2	14	25	45	3	2	.402	.439	0
19	Greenville - R	.220	39	132	22	29	6	0	9	27	1	2	10	20	56	2	2	.360	.470	4
21	Daytona - A	.242	66	227	42	55	14	4	14	42	0	4	14	31	85	1	7	.362	.524	4
	Dayton - A	.273	21	77	15	21	8	1	3	13	0	0	0	10	20	1	1	.356	.519	1
Minor Totals		.250	177	609	114	152	39	5	32	116	1	8	38	86	206	7	12	.372	.488	9



LUIS
CESSA

@LuisCessaMX

RHP

85

Age: 29 **Ht.:** 6-0 **Wt.:** 208 **Bats:** R **Throws:** R **ML Service:** 4.131

Born: 4/25/92 **Birthplace:** Córdoba, MX **Resides:** Cardenas, MX

Acquired: From the Yankees, along with LHP Justin Wilson, for a player to be named (RHP Jason Parker, 8/30/21), July 27, 2021.

Contract: Was signed to a 1-year contract through the 2022 season, avoiding arbitration, March 22, 2022. Is under team control through 2023.

CAREER HIGHLIGHTS

- Last name is pronounced SESS-uh.
- Has made 3 Opening Day rosters, all for the Yankees (2016, 2019, 2021)...began the 2020 season on the COVID-19 injured list after missing the first 2 weeks of summer camp.
- Made his 100th Major League appearance on 9/18/20 at Bos.
- On 9/25/19 at TB allowed a solo HR to Avisail García in becoming only the fifth Yankees pitcher ever to allow a home run on his only pitch thrown in an appearance (Chasen Shreve in 2018, Boone Logan in 2012, Mike Stanton in 2005, Graeme Lloyd in 1998).
- In the 10-3 Yankees win on 8/25/18/g1 at Bal threw the final 3.0 innings to earn his first Major League save...was NYY's 26th player for the doubleheader.
- Made his Major League debut in a 4-0 Yankees loss on 4/8/16 at Det (2ip, 2h, 1er, 0bb, 2k, 1hr)...recorded his first career strikeout (Justin Upton).
- In 2016 produced a 1.06 WHIP as a starting pitcher, fifth-lowest in the American League (50ip minimum)...since 1913, only 4 Yankees rookie starters threw at least 50.0 innings and produced a lower WHIP, including Tiny Bonham (0.97 in 1940), José Contreras (0.99 in 2003), Masahiro Tanaka (1.06 in 2014) and Stan Bahnsen (1.06 in 1968).
- In 2016 became only the second Yankees pitcher ever to throw at least 5.0 innings and allow 6 hits or fewer in each of his first 9 career starts...Rollie Sheldon did it over his first 9 starts in 1961.
- Earned his first Major League victory in his fifth career appearance, a 9-7 Yankees win on 6/29/16 vs Tex.
- Played infield during his first 2 professional seasons, in 2009 and 2010...began pitching in 2011.
- Beginning in 2019 has made 38 relief apps of at least 2.0 innings and 24 scoreless relief apps of at least 2.0 innings.
- Was a color analyst for FOX Latin America's broadcast of the 2016 World Series.
- Is the only player, manager or coach in Reds history to wear uniform #85.

2021 SEASON

- His 2.51 ERA was the lowest of his career...established career highs in wins and apps.
- For the Reds posted a 2.05 ERA (.245baa) in 24 apps after he was acquired from the Yankees, along with LHP Justin Wilson, on 7/27 for a player to be named (RHP Jason Parker, 8/30).
- In his last 32 apps of the season beginning 6/15 posted a 1.88 ERA (.232baa).
- Over 8 apps beginning 9/1 retired 27 consecutive batters (10k), including 24 straight batters over 6 apps from 9/5-9/20 (9k)...was the longest perfect streak by a Reds relief pitcher since at least 1957 (courtesy @EliasSports)...those streaks were snapped in the seventh inning of the 3-2 loss on 9/23 vs Wsh, when after retiring his first 2 batters he allowed Juan Soto's second homer of the game.
- Soto's homer also snapped his season-high 9-game scoreless streak (11.1ip, 3h, 0bb, 11k, .083baa).
- Arrived in Chicago the afternoon of 7/28 and in that night's 8-2 win over the Cubs made his Reds debut by throwing a perfect seventh inning.
- 17 times threw more than 1.0 inning, including 6 times for the Reds...10 times threw at least 2.0 innings, twice for the Reds (9/14 at Pit, 9/28 at WSox).
- On 7/7 at Sea threw a season-high 3.1 innings, his longest appearance since 8/18/19 vs Cle (3.2ip) and his longest scoreless appearance since 7/18/19 at TB (also 3.1ip).
- 4 times for the Reds pitched on 2 consecutive days (last, 9/23 & 9/24 vs Wsh).
- For the Yankees, retired the first batter in 17 of his 29 apps...stranded 6 of 8 inherited runners...for the Reds, retired the first batter in 19 of his 24 apps...stranded 10 of 13 inherited runners, including the bases loaded twice (8/10 at Atl, 8/21 vs Mia).

CESSA'S CAREER TRANSACTIONS

- Was signed by the Mets as a non-drafted free agent, July 9, 2008.
- Was acquired by the Tigers, along with RHP Michael Fulmer, for OF Yoenis Céspedes, July 31, 2015.
- Was acquired by the Yankees, along with RHP Chad Green, for LHP Justin Wilson, December 9, 2015.
- On 10-day disabled list with a ribcage injury, August 15-remainder of the season, 2017; was transferred to the 60-day disabled list, September 1.
- On 10-day disabled list with a left oblique strain, April 19-June 20, 2018; included rehabilitation assignments at Tampa, June 11 and at Trenton, June 16.
- On injured list, July 7-August 5, 2020.
- Was acquired by the Reds, along with LHP Justin Wilson, for a player to be named (RHP Jason Parker, 8/30/21), July 27, 2021.

Career Pitching

Yr	Club	W-L	ERA	G	GS	CG	SHO	SV	IP	H	R	ER	HR	BB	SO	WP	BK
11	GCL Mets - R	4-2	3.66	10	1	0	0	1	32.0	29	15	13	1	10	23	2	0
	DSL Mets - R	0-1	2.49	5	5	0	0	0	21.2	19	8	6	0	3	23	1	0
12	Brooklyn - A	5-4	2.49	13	13	0	0	0	72.1	64	21	20	4	13	44	0	0
13	Savannah - A	8-4	3.12	21	21	1	0	0	130.0	136	53	45	11	19	124	4	1
14	St. Lucie - A	7-8	4.00	20	20	1	0	0	114.2	110	54	51	7	27	83	6	0
	Binghamton - A	0-1	12.27	1	1	0	0	0	3.2	7	5	5	2	2	3	1	0
15	Binghamton - A	7-4	2.56	13	13	0	0	0	77.1	77	25	22	2	17	61	4	0
	Las Vegas - AAA	0-3	8.51	5	5	0	0	0	24.1	40	25	23	3	4	24	0	0
	Toledo - AAA	1-3	5.97	7	7	0	0	0	37.2	46	27	25	2	15	34	1	1
16	Scranton/W-B - AAA	6-3	3.03	15	14	1	1	0	77.1	66	33	26	8	23	69	3	0
	New York (AL)	4-4	4.35	17	9	0	0	0	70.1	64	36	34	16	14	46	2	0
17	Scranton/W-B - AAA	4-6	3.45	14	13	0	0	0	78.1	75	37	30	7	26	67	0	0
	New York (AL)	0-3	4.75	10	5	0	0	0	36.0	36	21	19	7	17	30	2	0
18	#Tampa - A	0-1	10.80	1	1	0	0	0	1.2	3	2	2	0	4	1	0	0
	#Trenton - AA	0-1	2.70	2	2	0	0	0	10.0	6	4	3	0	1	12	0	0
	Scranton/W-B - AAA	3-0	2.73	6	5	0	0	0	26.1	19	9	8	1	4	25	3	0
	New York (AL)	1-4	5.24	16	5	0	0	2	44.2	51	27	26	5	13	39	7	0
19	New York (AL)	2-1	4.11	43	0	0	0	1	81.0	75	42	37	14	31	75	1	0
20	New York (AL)	0-0	3.32	16	0	0	0	1	21.2	20	10	8	2	7	17	1	1
21	New York (AL)	3-1	2.82	29	0	0	0	0	38.1	31	17	12	2	17	31	0	0
	Cincinnati	2-1	2.05	24	0	0	0	0	26.1	24	7	6	3	2	23	1	0
	Major Totals	12-14	4.01	155	19	0	0	4	318.1	301	160	142	49	101	261	14	1
	Reds Totals	2-1	2.05	24	0	0	0	0	26.1	24	7	6	3	2	23	1	0
	Minor Totals	45-41	3.55	133	121	3	1	1	707.1	697	318	279	48	168	593	25	2
	# Injury rehab																

Career Hitting

Yr	Club	AVG	G	AB	R	H	2B	3B	HR	RBI	SH	SF	HB	BB	SO	SB	CS	OBP	SLG	E
18	New York (AL)	.000	16	1	0	0	0	0	0	0	0	0	0	0	1	0	0	.000	.000	1
19	New York (AL)	.000	43	1	0	0	0	0	0	0	0	0	0	0	1	0	0	.000	.000	0
	Career Totals	.000	155	2	0	0	0	0	0	0	0	0	0	2	0	0	0	.000	.000	2

Wild Card Series Record

Yr	Club, Opponent	W-L	ERA	G	GS	CG	SHO	SV	IP	H	R	ER	HR	BB	SO	WP	BK
20	NY Yankees at Cle	0-0	4.50	1	0	0	0	0	2.0	2	1	1	0	1	1	0	0

Division Series

Yr	Club, Opponent	W-L	ERA	G	GS	CG	SHO	SV	IP	H	R	ER	HR	BB	SO	WP	BK
19	NY Yankees vs Min																
									Did Not Pitch								
20	NY Yankees vs TB	0-0	4.50	2	0	0	0	0	2.0	1	1	1	0	2	2	0	0
	Division Series Totals	0-9	4.50	2	0	0	0	0	2.0	1	1	1	0	2	2	0	0

Championship Series

Yr	Club, Opponent	W-L	ERA	G	GS	CG	SHO	SV	IP	H	R	ER	HR	BB	SO	WP	BK
19	NY Yankees vs Hou	0-0	0.00	2	0	0	0	0	4.0	2	0	0	0	0	4	0	0

SINGLE-SEASON CAREER HIGH STREAKS

Scoreless Streak By Game: 9g (2x), 8/26-9/20, 2020 & 8/28-9/20, 2021; Scoreless Streak By Inning: 12.2, 8/26-9/23, 2020; Winning Streak: 4g, 6/29-8/26, 2016; Losing Streak: 4g, 9/11-10/2, 2016



ALLEN CÓRDOBA

INF / OF
79

Age: 26 **Ht.:** 6-1 **Wt.:** 175 **Bats:** R **Throws:** R **ML Service:** 1.095

Born: 12/6/95 **Birthplace:** Changuinola, PN **Resides:** Bocas del Toro, PN

Acquired: Was signed to a minor league contract and invited to 2022 Major League spring training camp, December 1, 2021.

Contract: Signed through the 2022 season and under team control through 2026.

Non-Roster

CAREER HIGHLIGHTS

- Last name is pronounced CORE-doba.
- Was selected by the Padres from the Cardinals in the Major League phase of the December 2016 Rule 5 Draft and spent the 2017 season on SD's roster.
- For SD during that 2017 season made all 100 of his Major League apps, including 42 starts (24gs in LF, 15gs at SS, 2gs in CF, 1gs in RF).
- His Major League apps for the Padres in 2017 are his only professional games above Class AA.
- In 2015 was the Gulf Coast League's Most Valuable Player.
- In 2016 was an Appalachian League All-Star and *Baseball America* Rookie All-Star.
- For the Padres made 30 apps in Major League spring training "A" games in 2017 (28g), 2019 (1g) and 2020 (1g).
- Following the 2021 regular season played for Águilas Cibaeñas in the Dominican Winter League (12g, .156, 1 2b, 4rbi).

PINCH-HIT HOME RUNS (1)

Date	Pitcher
4/17/17 for SD at Atl	Jaime Garcia

CÓRDOBA'S CAREER TRANSACTIONS

- Was signed by the Cardinals as a non-drafted free agent, April 28, 2013.
- Was selected by the Padres in the first round (3rd overall) of the Major League phase of the Rule 5 Draft, December 8, 2016.
- On Padres' 7-day disabled list with a concussion, March 28-June 30, 2018; was transferred to the 60-day disabled list, April 3; included a rehabilitation assignment at Lake Elsinore, June 11-29.
- On Lake Elsinore's 7-day disabled list, August 17-remainder of the season, 2018.
- Cleared waivers and was outrighted to El Paso, November 26, 2018.
- On Lake Elsinore's 7-day injured list, April 4-30, 2019.
- On San Antonio's 7-day injured list, September 10-remainder of the season, 2021.
- Was declared a minor league free agent, November 7, 2021.
- Was signed by the Reds to a minor league contract with an invitation to 2022 Major League spring training camp, December 1, 2021.

CAREER FIELDING

Pos.	Pct.	G	PO	A	E	TC	DP	PB
2B	---	1	0	0	0	0	0	-
3B	.500	3	0	1	1	2	0	-
SS	.941	28	26	38	4	68	13	-
LF	1.000	43	43	1	0	44	0	-
CF	1.000	7	5	0	0	5	0	-
RF	1.000	3	1	0	0	1	0	-

Career Hitting

Yr	Club	AVG	G	AB	R	H	2B	3B	HR	RBI	SH	SF	HB	BB	SO	SB	CS	OBP	SLG	E
13	DSL Cardinals - R	.272	41	125	20	34	5	1	0	7	3	0	5	19	24	5	3	.389	.328	11
14	DSL Cardinals - R	.258	62	244	41	63	9	1	2	18	2	5	2	15	46	14	4	.301	.328	27
15	GCL Cardinals - R	.342	53	202	40	69	6	2	2	20	2	3	7	15	20	11	3	.401	.421	20
16	Johnson City - R	.362	50	196	49	71	16	5	0	18	0	1	2	21	19	22	4	.427	.495	17
17	San Diego	.208	100	202	17	42	2	2	4	15	0	3	4	18	54	2	2	.282	.297	5
18	Lake Elsinore - A	.206	45	155	15	32	6	2	2	16	1	2	2	4	46	3	4	.233	.310	4
19	Lake Elsinore - A	.301	105	422	68	127	20	6	5	43	1	2	14	31	77	32	11	.367	.412	10
21	San Antonio - AA	.299	74	251	34	75	20	1	5	38	0	4	12	29	42	6	6	.392	.446	9
Major Totals		.208	100	202	17	42	2	2	4	15	0	3	4	18	54	2	2	.282	.297	5
Minor Totals		.295	430	1595	267	471	82	18	16	160	9	17	44	134	274	93	35	.363	.399	98

SINGLE-SEASON CAREER HIGH STREAKS

Hitting Streak: 6g, 5/24-5/29, 2017; Hitless Streak: 22ab, 6/17-7/15, 2017



RONNIE
DAWSON

OF
94

Age: 26 Ht.: 6-2 Wt.: 218 Bats: L Throws: R ML Service: 0.007

Born: 5/19/95 Birthplace: Grove City, OH Resides: Pembroke Pines, FL

Acquired: Was selected by the Reds with the 13th pick in the minor league phase of the Rule 5 Draft, December 8, 2021.

Contract: Signed through the 2022 season and under team control through 2027.

Non-Roster

CAREER HIGHLIGHTS

- In 2017 was an MiLB.com Astros Organization All-Star.
- In 2018 was a mid-season Carolina League All-Star and Texas League Player of the Week for 8/5-8/11.
- In 2018 was 1 of just 3 minor league players to produce at least 15 HR and 30 stolen bases.
- Following the 2018 season played for Scottsdale in the prestigious Arizona Fall League (25g, .291, 5 2b, 3 3b, 1hr, 10rbi, 10sb, .417obp, .468slg, .885ops).
- Spent the 2020 season at the Astros' alternate training site.
- In 2022 was a non-roster invitee to his fourth straight Major League spring training camp (2019-2021 for Hou, 2022 for Cin).

2021 SEASON

- Spent most of the season at Class AA Sugar Land but also made his Major League debut with 3 apps for the Astros from 4/14-4/18.
- In a 6-4 loss on 4/14/21 vs Det, started at designated hitter in his Major League debut (1-3, 1bb, 2r).
- Also pinch hit twice for Hou, on 4/16 and 4/18, both at Sea.
- Was 1 of 60 players invited to 2022 early minor league camp...after the lockout ended on 3/11/22 was invited to Major League spring training camp, along with IF Matt McLain, the Reds' 2021 first-round draft pick (17th overall).

PERSONAL: Was born in the Columbus suburb of Grove City, attended Licking Heights High School in nearby Pataskala and played at The Ohio State University...in high school was a 2-time all-conference selection...as a senior (.578, 14hr) was all-district, all-state and a Rawlings All-American...at LHHS also basketball for 2 seasons and football for 3 years...while in high school was a bat boy for the Columbus Clippers, the Indians' Class AAA affiliate, and worked with future Major League All-Stars RHP Corey Kluber and SS Francisco Lindor...became the first player in Ohio State history to record at least 40 doubles (50), 20 HR (24) and 40 stolen bases (47) in a career...hit .316 overall for the Buckeyes...as a freshman led OSU in hitting (.337) to earn Louisville Slugger Freshman All-American honors by Collegiate Baseball...in 2016 was named the Big Ten tournament's Most Outstanding Player after establishing records with 15 hits and 6 doubles.

DAWSON'S CAREER TRANSACTIONS

- Was selected by the Astros in the second round (61st overall) of the June 2016 first-year player draft. Was signed by Nick Ventura.
- Was selected by the Reds with the 13th pick in the minor league phase of the Rule 5 Draft, December 8, 2021.

Career Hitting

Yr	Club	AVG	G	AB	R	H	2B	3B	HR	RBI	SH	SF	HB	BB	SO	SB	CS	OBP	SLG	E
16	Tri-City - A	.225	70	244	41	55	13	1	7	36	0	0	6	41	66	12	6	.351	.373	4
17	Buies Creek - A	.327	13	52	7	17	3	1	0	5	0	1	0	4	9	1	3	.368	.423	0
	Quad Cities - A	.272	116	438	81	119	23	4	14	62	0	3	9	55	101	17	8	.362	.438	3
18	Buies Creek - A	.247	90	332	51	82	18	1	10	49	1	1	3	39	96	29	11	.331	.398	1
	Corpus Christi - AA	.289	29	114	18	33	6	1	6	14	0	0	3	6	34	6	3	.341	.518	1
19	Corpus Christi - AA	.212	103	392	71	83	20	2	17	50	3	1	16	47	141	13	10	.320	.403	4
	Round Rock - AA	.147	10	34	1	5	1	0	0	3	0	1	1	3	11	1	0	.231	.176	0
21	HOUSTON	.200	3	5	2	1	0	0	0	0	0	0	0	1	0	0	0	.333	.200	0
	Sugar Land - AAA	.249	94	353	59	88	21	1	7	43	2	2	4	46	84	15	8	.341	.374	4
Major Totals		.200	3	5	2	1	0	0	0	0	0	0	0	1	0	0	0	.333	.200	0
Minor Totals		.246	525	1959	329	482	105	11	61	262	6	9	42	241	542	94	49	.340	.404	17



ALEXIS DIAZ

RHP
43

Age: 25 Ht.: 6-2 Wt.: 224 Bats: R Throws: R ML Service: 0.000

Born: 9/28/96 Birthplace: Humacao, PR Resides: Naguabo, PR

Acquired: Was selected by the Reds in the 12th round of the June 2015 first-year player draft. Was signed by Will Harford.

Contract: Signed through the 2022 season and under team control through 2027.

CAREER HIGHLIGHTS

- In 2022 was invited to his first Major League spring training camp.
- Following the 2020 season played for Caguas in the Puerto Rican Winter League (6g, 0-0, 14.73, 3.2ip, 4h, 6er, 3bb, 5k, 1.91whip, .286baa).
- Following the 2021 season played for Santurce in the Puerto Rican Winter League (4g, 1-0, 0.00, 3.2ip, 1h, 0r, 4bb, 7k, 1.36whip, .083baa).
- In 2018, while pitching for Greenville ranked second in the Appalachian League with 67 strikeouts (53.2ip).
- Missed the 2016 season recovering from 5/24/16 "Tommy John" surgery to repair the torn ulnar collateral ligament in his right elbow.
- In 2015, was rated by *Baseball America* the No. 1 pre-draft prospect from Puerto Rico.
- Is the younger brother of Major League pitcher Edwin Diaz.

2021 SEASON

- In his first season above Class A, posted a 3.83 ERA and 2 saves in 35 relief apps for Class AA Chattanooga.
- On 11/19 was added to the Reds' 40-man roster, along with OF Allan Cerda, RHP Daniel Duarte, RHP Hunter Greene and RHP James Marinar.

PERSONAL: Attended Juan Jose Maunez School in Naguabo, Puerto Rico.

DIAZ' CAREER TRANSACTIONS

- Was selected by the Reds in the 12th round (355th overall) of the June 2015 first-year player draft. Was signed by Will Harford.
- On AZL Reds' 60-day disabled list following "Tommy John" surgery to repair the torn ulnar collateral ligament in his right elbow, June 20-remainder of the season, 2016.
- On Dayton's 7-day injured list with a right hamstring strain, May 22-27, 2019.
- On Dayton's 7-day injured list with right elbow pain, July 18-remainder of the season, 2019; included a rehabilitation assignment at AZL Reds, August 20-remainder of the season.

Career Pitching

Yr	Club	W-L	ERA	G	GS	CG	SHO	SV	IP	H	R	ER	HR	BB	SO	WP	BK
15	AZL Reds - R	0-1	1.38	9	0	0	0	0	13.0	8	6	2	1	5	11	5	1
16	AZL Reds - R	Injured, Did Not Play															
17	AZL Reds - R	2-3	4.94	13	4	0	0	0	31.0	31	21	17	2	13	40	4	3
18	Greenville - R	3-3	3.02	11	9	0	0	0	53.2	51	22	18	6	18	67	6	1
19	#AZL Reds - R	0-0	5.40	2	1	0	0	0	1.2	5	4	1	0	1	3	1	0
	Dayton - A	7-4	5.18	25	4	0	0	0	57.1	52	34	33	4	28	74	6	0
21	Chattanooga - AA	3-1	3.83	35	0	0	0	2	42.1	30	20	18	2	20	70	5	0
Minor Totals		15-12	4.03	95	18	0	0	2	199.0	177	107	89	15	85	265	27	5
# Injury rehab																	



PHILLIP DIEHL

@RealDeal11

LHP

63

Age: 27 **Ht.:** 6-2 **Wt.:** 170 **Bats:** L **Throws:** L **ML Service:** 0.144

Born: 7/16/94 **Birthplace:** Cincinnati **Resides:** Cincinnati, OH

Acquired: Was claimed off waivers from the Rockies, April 14, 2021.

Contract: Signed through the 2022 season and under team control through 2027.

Non-Roster

CAREER HIGHLIGHTS

- Last name is pronounced Deal.
- Is a native and resident of Cincinnati...attended Moeller High School, the same school from which manager David Bell graduated...still lives in Cincinnati.
- Made his Major League debut on 6/11/19 in a 10-3 Rockies win vs the Cubs (1ip, 3h, 2er, 1bb, 1k)...first career strikeout was pitcher Tyler Chatwood.
- In 2020 made the Rockies' Opening Day roster.
- In 2018 led all Yankees minor league pitchers with 12.90 strikeouts per 9 innings.

2021 SEASON

- Led all minor league pitchers with 58 apps.
- On 4/14 was claimed off waivers from Rockies...was optioned to the Reds' alternate training site in Louisville.
- Had 1 stint on the Reds' Taxi Squad (4/23-4/28 at StL/LAD) but spent the rest of the season at Louisville.
- Was designated for assignment on 5/2, when the Reds claimed off waivers from the Rockies RHP Ashton Goudeau...2 days later, cleared waivers and was outrighted to Louisville.

PERSONAL: Played 1 season at Evansville (2013), 1 season at Wabash Valley College (2014) and 2 seasons (2015-2016) at Louisiana Tech...at Evansville was a teammate of Kyle Freeland...while at Wabash was the 2014 Great Rivers Athletic Conference Pitcher of the Year...helped Louisiana Tech to its first NCAA post-season appearance since 1987...is the son of Drew and Susan...has a sister, Emily...follow on Twitter @RealDeal11.

DIEHL'S CAREER TRANSACTIONS

- Was selected by the Yankees in the 27th round of the June 2016 first-year player draft.
- Was acquired by the Rockies for OF Mike Tauchman, March 23, 2019.
- Was claimed off waivers by the Reds, April 14, 2021.

Career Pitching

Yr	Club	W-L	ERA	G	GS	CG	SHO	SV	IP	H	R	ER	HR	BB	SO	WP	BK
16	Pulaski - R	4-0	2.56	14	1	0	0	1	31.2	23	11	9	1	6	38	2	0
	Staten Island - A	1-0	0.00	1	0	0	0	0	2.0	1	0	0	0	0	3	0	0
17	Charleston - A	9-3	3.16	28	5	0	0	2	85.1	76	31	30	4	26	101	7	0
18	Trenton - AA	0-1	1.35	14	0	0	0	1	26.2	18	4	4	2	11	29	2	0
	Tampa - A	2-2	3.14	25	0	0	0	3	48.2	37	20	17	2	12	79	0	0
19	COLORADO	0-0	7.36	10	0	0	0	0	7.1	10	6	6	1	2	8	1	0
	Albuquerque - AAA	2-1	6.75	39	0	0	0	0	45.1	54	35	34	16	15	52	1	0
	Hartford - AA	0-0	0.00	11	0	0	0	0	13.1	5	0	0	0	3	12	0	0
20	COLORADO	0-0	10.50	6	0	0	0	0	6.0	7	7	7	2	1	4	0	0
21	Louisville - AAA	2-3	2.47	*58	0	0	0	3	54.2	39	21	15	9	12	71	2	0
Major Totals		0-0	8.78	16	0	0	0	0	13.1	17	13	13	3	3	12	1	0
Minor Totals		20-10	3.19	190	6	0	0	10	307.2	253	122	109	34	85	385	14	0

* Led all minor league pitchers

SINGLE-SEASON CAREER HIGH STREAKS

Scoreless Streak By Game: 7g, 9/17-9/28, 2019; **Scoreless Streak By Inning:** 5.1ip, 9/20-9/28, 2019



KYLE DOWDY

@kyle_dowdy116

RHP

67

Age: 29 Ht.: 6-1 Wt.: 195 Bats: R Throws: R ML Service: 0.123

Born: 2/3/93 Birthplace: Escondido, CA Resides: Manvel, TX

Acquired: Was signed to a minor league contract and invited to 2022 Major League spring training camp, December 9, 2021.

Contract: Signed through the 2022 season and under team control through 2027.

Non-Roster

CAREER HIGHLIGHTS

- Went to 2019 spring training with the Mets...the last week of camp was claimed off waivers by the Rangers and began that season on their Opening Day roster.
- Made his Major League debut on 3/28/19 for Tex in a 12-4 loss vs the Cubs (2ip, 4h, 3er, 2bb, 1k, 1hr).
- Made his only career start in a 6-5 Rangers loss on 4/24/19 at Oak (3ip, 4h, 3er, 3bb, 2k, 1hr).
- In 2017 was a mid-season Florida State League All-Star.
- In 2016 was a mid-season Midwest League All-Star and MWL Pitcher of the Week for 7/17-7/23.

PERSONAL: Is enshrined in the Francis Parker School Hall of Fame in San Diego...attended the University of Houston, where as a junior he helped the Cougars to a No. 1 seed in the NCAA Tournament (19g, 12gs, 2.45era)...in 2015 was named to the American Conference's All-Academic team & All-Conference second team.

DOWDY'S CAREER TRANSACTIONS

- Was selected by the Tigers in the 12th round (370th overall) of the June 2015 first-year player draft.
- On West Michigan's 7-day disabled list, August 11-18, 2016.
- Was acquired by the Indians, along with OF Leonys Martin, for IF Willi Castro, July 31, 2018.
- Was selected by the Mets in the Major League phase of the Rule 5 Draft, December 13, 2018.
- Was claimed off waivers by the Rangers, March 26, 2019.
- On Rangers' 10-day injured list with a right elbow impingement, June 4-July 24, 2019; rehab assignments at AZL Rangers, June 27-28, at Nashville, June 29-July 7 & July 11-24 and at Frisco, July 8-10.
- Cleared waivers and was returned to the Indians, July 28, 2019.
- Was signed by the Reds to a minor league contract with an invitation to 2022 Major League spring training camp, December 9, 2021.

Career Pitching

Yr	Club	W-L	ERA	G	GS	CG	SHO	SV	IP	H	R	ER	HR	BB	SO	WP	BK
16	West Michigan - A	10-3	2.84	23	16	1	1	0	107.2	109	38	34	6	24	86	6	0
17	Lakeland - A	8-12	3.83	25	22	0	0	0	134.0	142	68	57	8	28	121	8	0
18	Erie - AA	3-4	5.09	13	5	0	0	2	40.2	43	23	23	6	11	48	5	0
	Akron - AA	1-4	6.52	6	6	0	0	0	29.0	30	21	21	4	18	28	0	0
	Toledo - AAA	5-4	4.47	11	9	0	0	0	54.2	61	27	27	2	21	44	4	0
19	Texas	2-1	7.25	13	1	0	0	0	22.1	26	20	18	4	18	17	3	0
	Akron - AA	1-1	2.48	7	3	0	0	0	29.0	25	10	8	2	11	27	4	0
	AZL Rangers - R	0-0	0.00	1	1	0	0	0	1.0	1	0	0	0	0	0	0	0
	Frisco - AA	0-0	0.00	1	0	0	0	0	1.0	1	0	0	0	0	1	0	0
	Nashville - AAA	1-1	6.57	8	1	0	0	0	12.2	13	12	9	0	10	11	5	0
21	Columbus - AAA	4-4	4.80	39	0	0	0	1	60.0	55	41	32	9	40	63	6	0
Major Totals		2-1	7.25	13	1	0	0	0	22.1	26	20	18	4	18	17	3	0
Minor Totals		33-33	4.05	134	63	1	1	3	469.0	480	240	211	37	163	429	38	0

SINGLE-SEASON CAREER HIGH STREAKS

Scoreless Streak By Game: 1g (3x), Last: 5/14/19 at KC; Scoreless Streak By Inning: 4.2ip, 4/19-4/24, 2019;

Winning Streak: None; Losing Streak: None



BRANDON DRURY

INF
22

Age: 29 Ht.: 6-2 Wt.: 230 Bats: R Throws: R ML Service: 5.001

Born: 8/21/92 Birthplace: Grants Pass, OR Resides: Las Vegas, NV

Acquired: Was signed to a minor league contract and invited to Major League spring training camp, March 21, 2022.

Contract: Signed through the 2022 season and under team control through 2022.

Non-Roster

CAREER HIGHLIGHTS

- Was an MiLB.com Organization All-Star for the Braves (2011) and Diamondbacks (2013, 2015).
- In 2011 was the Appalachian League Player of the Year.

2021 SEASON

- Made 51 apps for the Mets from 5/21-6/21 and 7/24-8/31.
- As a pinch hitter led the Major Leagues in hitting (.367), slugging percentage (.767) and OPS (1.154).
- His 11 pinch hits ranked T9th in the Major Leagues.
- Hit his first 3 career pinch-hit HR, tied for third-most in the Major Leagues and tied for the fifth-most ever by a Mets batter in a single season.
- From 7/24-7/29 hit safely in 8 straight at bats, a career high and 1 shy of the Mets' record for hits in consecutive at bats.
- On 7/27 vs Atl became the 10th Mets batter ever to produce a 3-hit game off the bench.
- On 7/31 vs the Reds produced his sixth career walk-off RBI, a run-scoring single off Luis Cessa.
- On 10/2 was designated for assignment.
- On 10/6 was outrighted to Class AAA Syracuse.
- On 10/7 elected free agency.

GRAND SLAMS (1)	
Date	Pitcher
8/12/19 vs Tex	Adrian Sampson

MULTI-HOMER GAMES (1)	
Date	Pitchers
7/27/19 vs TB	Hunter Wood

WALKOFF HOME RUNS (1)	
Date (Inning)	Pitcher
4/26/19 vs Oak	Yusmeiro Petit

PINCH-HIT HOME RUNS (3)	
Date	Pitcher
5/24/21 vs Col	Austin Gomber
5/29/21 vs Atl	Edgar Santana
7/28/21 vs Atl	Max Fried

CONSECUTIVE GAMES (MINIMUM 3)	
Date	Dates
3 straight games	6/10-6/13, 2017
3 straight games	9/12-9/14, 2017

PERSONAL: In 2010 graduated from Grants Pass (OR) High School...as a senior was named first-team Rawlings All-West Region...before signing with the Braves had committed to play baseball at Oregon State University.

DRURY'S CAREER TRANSACTIONS

- Was selected by the Braves in the 13th round of the June 2010 first-year player draft.
- Was acquired by the Diamondbacks, along with SS Nick Ahmed, RHP Randall Delgado, 3B Martin Prado and RHP Zeke Spruill, for 3B Chris Johnson and OF Justin Upton, January 24, 2013.
- Was acquired by the Yankees in a multi-team deal in which the Yankees also received from the Diamondbacks RHP Taylor Widener, the Yankees traded to the Rays IF/OF Nick Solak, the Rays traded to the Diamondbacks OF Steven Souza Jr. and the Diamondbacks traded to the Rays LHP Anthony Banda and a player to be named, February 20, 2018.
- Was acquired by the Blue Jays, with OF Billy McKinney, for RHP J.A. Happ, July 26, 2018.
- Was signed by the Mets to a minor league contract and invited to Major League spring training camp, January 30, 2021.
- Was signed by the Reds to a minor league contract and invited to Major League spring training camp, March 21, 2022.

CAREER FIELDING									
Pos.	Pct.	G	PO	A	E	TC	DP	PB	
2B	.978	165	213	355	13	581	82	-	
3B	.958	144	88	212	13	313	25	-	
SS	1.000	9	9	17	0	26	2	-	
1B	1.000	18	113	7	0	120	6	-	
LF	.991	76	110	0	1	111	0	-	
RF	.989	56	86	0	1	87	0	-	

Career Hitting

Yr	Club	AVG	G	AB	R	H	2B	3B	HR	RBI	SH	SF	HB	BB	SO	SB	CS	OBP	SLG	E
10	GCL Braves - R	.198	52	192	20	38	7	1	3	17	1	1	4	9	50	2	2	.248	.292	5
11	Danville Braves - R	.347	63	265	40	92	23	0	8	54	0	3	4	6	35	3	0	.367	.525	8
12	Rome Braves - A	.229	123	445	47	102	22	3	6	51	3	5	7	20	74	3	4	.270	.333	9
13	South Bend - A	.302	134	526	78	159	51	4	15	85	0	5	5	47	92	1	1	.362	.500	13
14	Mobile - AA	.295	29	105	12	31	7	0	4	14	0	2	2	7	19	0	0	.345	.476	1
	Visalia - A	.300	107	430	73	129	35	1	19	81	0	2	5	41	76	3	3	.366	.519	13
15	Arizona	.214	20	56	3	12	3	0	2	8	0	0	1	2	8	0	0	.254	.375	1
	Mobile - AA	.278	67	273	22	76	14	1	3	36	0	5	2	11	41	4	5	.306	.370	9
	Reno - AAA	.331	63	251	43	83	26	0	2	25	0	2	2	21	35	0	2	.384	.458	4
16	Reno - AAA	.143	3	14	2	2	0	0	0	0	0	0	0	1	1	0	0	.200	.143	0
	Arizona	.282	134	461	59	130	31	1	16	53	0	4	3	31	100	1	1	.329	.458	6
17	Arizona	.267	135	445	41	119	37	2	13	63	0	2	5	28	103	1	1	.317	.447	11
18	Scranton/WB - AAA	.291	56	199	30	58	13	1	5	30	0	0	4	32	58	3	1	.400	.442	5
	New York (AL)	.176	18	51	2	9	2	0	1	7	0	0	1	5	12	0	0	.263	.275	3
	Toronto	.154	8	26	3	4	2	0	0	3	0	0	1	2	8	0	0	.241	.231	1
	Trenton - AA	.263	6	19	4	5	0	0	1	2	0	1	0	5	10	0	0	.400	.421	0
19	Toronto	.218	120	418	43	91	21	1	15	41	0	3	1	25	113	0	1	.262	.380	5
20	Toronto	.152	21	46	3	7	1	0	0	1	0	1	0	2	9	0	0	.184	.174	0
21	New York (NL)	.274	51	84	7	23	5	0	4	14	0	0	1	3	22	0	0	.307	.476	1
	Syracuse - AAA	.257	56	214	28	55	14	0	9	32	0	2	1	19	49	0	0	.318	.449	2
Major Totals		.249	507	1587	161	395	102	4	51	190	0	10	13	98	375	2	3	.296	.415	28
Minor Totals		.283	759	2933	399	830	212	11	75	427	4	28	36	219	540	19	18	.337	.439	69

Career Pitching

Yr	Club	W-L	ERA	G	GS	CG	SHO	SV	IP	H	R	ER	HR	BB	SO	WP	BK
21	New York (NL)	0-0	27.00	1	0	0	0	0	0.2	3	2	2	1	1	0	0	0
8/15/21 vs LAD, 14-4 loss																	

Wild Card Game Record

Yr	Club, Opponent	AVG	G	AB	R	H	2B	3B	HR	RBI	SH	SF	HB	BB	SO	SB	CS	OBP	SLG	E
17	Ari vs Col	.000	1	1	0	0	0	0	0	0	0	0	0	0	0	0	0	0	0	0

Division Series Record

Yr	Club, Opponent	AVG	G	AB	R	H	2B	3B	HR	RBI	SH	SF	HB	BB	SO	SB	CS	OBP	SLG	E
17	Ari vs LAD	.200	2	5	1	1	0	0	1	3	0	0	0	0	2	0	0	.200	.800	0

SINGLE-SEASON CAREER HIGH STREAKS

Hitting Streak: 9g, 7/31-8/12, 2019; **Hitless Streak:** 24ab, 4/5-4/14, 2019



DANIEL DUARTE

RHP
41

Age: 25 **Ht.:** 6-0 **Wt.:** 170 **Bats:** R **Throws:** R **ML Service:** 0.000

Born: 12/4/96 **Birthplace:** Huatabampo, Sonora, MX **Resides:** Etchojoa, Sonora, MX

Acquired: Was signed to minor league contracts, February 8, 2020 and June 24, 2021.

Contract: Signed through the 2022 season and under team control through 2027.

CAREER HIGHLIGHTS

- In each of the last 6 off-seasons played in the Mexican Pacific Winter League...in 3 career starts and 106 relief apps for Yaquis de Obregon, Caneros de los Mochis and Team Mexico went 10-5, 3.11 with 1 save (130.1ip, 115h, 68bb, 111k, 6hr, 1.40whip, .245baa).
- During the 2017 and 2018 regular seasons was loaned by the Rangers and Royals, respectively, to Tigres de Quintana Roo in the Mexican Southern League.

2021 SEASON

- On 6/24 was signed by the Reds to a minor league contract and assigned to rookie ACL Reds...was promoted to Class A Dayton on 7/1, to Class AA Chattanooga on 8/9 and to Class AAA Louisville on 9/20.
- In 19 relief apps at the 4 affiliates combined to finish 2-2, 4.56 with 8 saves in 11 chances (1.39whip, .236baa).
- Following the season played for Caneros de los Mochis in the Mexican Pacific Winter League (17g, 1-0, 1.04, 1sv, 17.1ip, 9h, 2er, 4bb, 22k, 1hr, .150baa).
- On 11/19 was added to the 40-man roster, with OF Allan Cerda, RHP Alexis Diaz, RHP Hunter Greene and RHP James Marinar...wore #82 during 2022 spring training camp.

DUARTE'S CAREER TRANSACTIONS

- Was signed by the Rangers as a non-drafted free agent, July 2, 2013.
- On AZL Rangers' 60-day disabled list, July 4-remainder of the season, 2014.
- On AZL Rangers' 60-day disabled list, July 7-remainder of the season, 2015.
- Was selected by the Royals in the minor league phase of the Rule 5 Draft, December 14, 2017.
- On Wilmington's 7-day injured list, May 21-August 13, 2019; included a rehabilitation assignment at AZL Royals, July 29-August 13.
- On Lexington's 7-day injured list, August 28-remainder of the season, 2019.
- Was signed by the Reds to a minor league contract, February 8, 2020; was released June 1, 2020.
- Was re-signed by the Reds to a minor league contract, June 24, 2021.

Career Pitching

Yr	Club	W-L	ERA	G	GS	CG	SHO	SV	IP	H	R	ER	HR	BB	SO	WP	BK
15	AZL Rangers - R	0-1	5.68	4	2	0	0	0	6.1	6	4	4	0	2	3	2	1
16	DSL Rangers - R	6-3	3.05	12	11	1	1	0	59.0	66	24	20	2	13	44	9	0
17	Tigres de Quintana Roo - Mex	6-1	1.96	37	0	0	0	0	36.2	31	11	8	2	10	32	1	0
18	Tigres de Quintana Roo - Mex	2-1	4.26	21	0	0	0	0	19.0	20	9	9	1	8	19	3	0
	Idaho Falls - R	0-1	0.00	7	0	0	0	1	14.0	12	1	0	0	3	14	1	0
	Lexington - A	1-0	2.31	6	0	0	0	0	11.2	8	3	3	1	5	11	0	0
19	#AZL Royals - R	0-0	1.69	4	0	0	0	0	5.1	6	3	1	0	1	6	1	0
	Lexington - A	1-0	15.75	3	0	0	0	0	4.0	9	7	7	2	4	4	2	0
	Wilmington - A	1-0	4.50	10	0	0	0	0	18.0	21	9	9	0	5	16	6	0
21	ACL Reds - R	0-0	9.00	1	0	0	0	0	2.0	2	2	2	1	1	3	0	0
	Dayton - A	0-1	3.38	4	0	0	0	1	5.1	5	2	2	0	6	4	0	0
	Chattanooga - AA	0-1	5.84	11	0	0	0	6	12.1	14	8	8	2	5	18	3	0
	Louisville - AAA	2-0	0.00	3	0	0	0	1	4.0	0	0	0	0	0	7	0	0
Minor Totals		19-9	3.32	123	13	1	1	9	197.2	200	83	73	11	63	181	28	1

Injury rehab



JUSTIN DUNN

RHP

38

Age: 26 Ht.: 6-2 Wt.: 185 Bats: R Throws: R ML Service: 2.020

Born: 9/22/95 Birthplace: Freeport, NY Resides: Freeport, NY

Acquired: From the Mariners, along with OF Jake Fraley, minor league LHP Brandon Williamson and a player to be named (RHP Connor Phillips, 3/29), for 3B Eugenio Suárez and OF Jesse Winker, March 14, 2022.

Contract: Signed through the 2022 season and under team control through 2025.

CAREER HIGHLIGHTS

- Was selected by the Mets in the first round (19th overall) of the 2016 first-year player draft.
- In 2018 was the Mets' Organizational Pitcher of the Year.
- In 2019 was a mid- and post-season Texas League All-Star and was selected to participate in Major League Baseball's SiriusXM All-Star Futures Game (1ip, 1k).
- Made his Major League debut on 9/12/19 vs the Reds.
- Through his first career 20 starts opponents hit just .181, seventh-lowest in Major League history.
- Earned his first career win on 8/10/20 at Tex.
- On 8/30 at LAA and 9/6 vs Tex became the first Mariners pitcher in club history to record back-to-back outings of at least 6.0 innings pitched and 1 hit or fewer allowed.

2021 SEASON

- Made a career-high 11 starts for the Mariners surrounding 2 stints on the 10-day injured list for right shoulder inflammation (6/1-6/10, 6/18-remainder of the season)...on 8/19 was transferred to the 60-day DL.
- Made his last appearance of the season on 6/17 vs TB (2ip, 1h, 0r, 0bb, 1k, 30pch).

PERSONAL: Graduated from The Frederick Gunn School, a college preparatory school in Washington, CT... played 3 seasons at Boston College, where he was a *Baseball America* third-team All-America selection in 2016...while at BC, the late Pete Frates was the program's Director of Baseball Operations...Dunn's brother, Ryan, is signed to play basketball at the University of Virginia starting in 2022...has more than 200 pair of Nike Jordan shoes...wears a pair of Kobe Bryant Nike shoes while working out.

DUNN'S CAREER TRANSACTIONS

- Was selected by the Dodgers in the 37th round of the 2013 first-year player draft. Did not sign.
- Was selected by the Mets in the first round (19th overall) of the 2016 first-year player draft. Was signed by Michael Pesce.
- On St. Lucie's 7-day disabled list, August 17-26, 2017.
- On St. Lucie's 7-day disabled list, May 2-13, 2018.
- Was acquired by the Mariners, along with RHP Gerson Bautista, OF Jay Bruce, OF Jarred Kelenic and RHP Anthony Swarzak, from the Mets for IF Robinson Cano, RHP Edwin Diaz and cash, December 3, 2018.
- On 10-day injured list with right shoulder inflammation, June 1-10, 2021.
- On 10-day injured list with right shoulder inflammation, June 18-remainder of the season, 2021; was transferred to the 60-day disabled list, August 19; included a rehabilitation assignment at Tacoma, September 16.
- Was acquired by the Reds, along with OF Jake Fraley, minor league LHP Brandon Williamson and a player to be named (RHP Connor Phillips, 3/29), for 3B Eugenio Suárez and OF Jesse Winker, March 14, 2022.

Career Pitching

Yr	Club	W-L	ERA	G	GS	CG	SHO	SV	IP	H	R	ER	HR	BB	SO	WP	BK
16	Brooklyn - A	1-1	1.50	11	8	0	0	0	30	25	11	5	1	10	35	2	0
17	St. Lucie - A	5-6	5.00	20	16	0	0	0	95.1	101	66	53	5	48	75	13	0
18	St. Lucie - A	2-3	2.36	9	9	0	0	0	45.2	43	17	12	2	15	51	2	0
	Binghamton - AA	6-5	4.22	15	15	0	0	0	89.2	85	49	42	7	37	105	6	0
19	Arkansas - AA	*9-5	3.55	25	25	0	0	0	131.2	118	62	52	13	39	*158	9	1
	Seattle	0-0	2.70	4	4	0	0	0	6.2	2	2	2	0	9	5	0	0
20	Seattle	4-1	4.34	10	10	0	0	0	45.2	31	23	22	10	31	38	0	0
21	Seattle	1-3	3.75	11	11	0	0	0	50.1	37	21	21	6	29	49	1	0
	#Tacoma - AAA	0-0	-	1	0	0	0	0	0	0	0	0	0	1	0	0	0
Major Totals		5-4	3.94	25	25	0	0	0	102.2	70	46	45	16	69	92	1	0
Minor Totals		23-20	3.76	81	73	0	0	0	392.1	372	205	164	28	150	424	32	1

Injury rehab. In 2019 led the Texas League in wins (9), strikeouts (158 and WHIP (1.19)

Career Hitting

Yr	Club	AVG	G	AB	R	H	2B	3B	HR	RBI	SH	SF	HB	BB	SO	SB	CS	OBP	SLG	E
19	Seattle	.000	4	1	0	0	0	0	0	0	0	0	0	0	1	0	0	.000	.000	0
20	Seattle	.333	11	3	0	1	1	0	0	1	0	0	0	0	2	0	0	.333	.667	1
Career Totals		.250	15	4	0	1	1	0	0	1	0	0	0	0	3	0	0	.250	.500	1

SINGLE-SEASON CAREER HIGH STREAKS

Scoreless Streak By Game: 3g, 9/18-9/29, 2019; **Scoreless Streak By Inning:** 13.0, 8/23-9/6, 2020;

Winning Streak: 4g, 8/10-9/26, 2020; **Losing Streak:** 3g, 5/12-6/11, 2021



BUCK FARMER

RHP

46

Age: 31 **Ht.:** 6-4 **Wt.:** 232 **Bats:** L **Throws:** R **ML Service:** 5.018

Born: 2/20/91 **Birthplace:** Conyers, GA **Resides:** Buford, GA

Acquired: Was signed to a minor league contract and invited to Major League spring training camp, March 16, 2022.

Contract: Signed through the 2022 season and under team control through 2022.

Non-Roster
CAREER HIGHLIGHTS

- Over an 11-season span from 2010-2020 proved to be one of the Tigers' most durable relievers.
- From 2010-2020 ranked among Tigers leaders, with at least 100 innings pitched, in wins (10, 6th), ERA (4.01, 7th), innings (197.2, 8th), strikeouts (177, 8th) and holds (29, 8th).
- With a career-high 73 apps in 2019 ranked T4th in the American League and T9th in the Major Leagues.
- Was the Tigers' Pitcher of the Month for June 2019 (1.42era).
- In 2015 was a mid-season International League All-Star and the organization's Minor League Pitcher of the Month for April.
- In 2014 was the Midwest League's Pitcher of the Year and the organization's Minor League Pitcher of the Month for July.

10-STRIKEOUT GAMES (1)

Date (Innings)	Strikeouts
5/27/17 for Det at WSox (6.1)	11

2021 SEASON

- For the season made 60 apps, all in relief for the Tigers (36g) and Class AAA Toledo & Round Rock (24g).
- On 5/7 was designated for assignment...on 5/11 was outrighted to Class AAA Toledo.
- On 8/15 was designated for assignment...on 8/19 was released.
- On 8/22 was signed by the Rangers to a minor league contract.
- Following the season became a minor league free agent.

PERSONAL: George Runie Buck...graduated from Rockdale County High School in Conyers, GA...as a junior in 2008 established the school single-game record with 22 strikeouts vs Dracula High...played at Georgia Tech from 2010-2013...as a sophomore in 2011 was second-team All-ACC (16gs, 11-3, 2.82)...as a junior was first-team all-league (16gs, 8-4, 3.54)...as a senior in 2013 repeated as a first-team All-ACC performer (9-5, 2.78, 122 strikeouts).

FARMER'S CAREER TRANSACTIONS

- Was selected by the Braves in the 46th round of the June 2009 first-year player draft. Did not sign.
- Was selected by the Brewers in the 15th round of the June 2012 first-year player draft. Did not sign.
- Was selected by the Tigers in the fifth round (156th overall) of the June 2013 first-year player draft. Was signed by James Rough.
- On 10-day disabled list with a left groin strain, August 10-19, 2020.
- Was signed by the Rangers to a minor league contract, August 22, 2021.
- Was signed by the Reds to a minor league contract and invited to Major League spring training camp, March 16, 2022.

Career Pitching

Yr	Club	W-L	ERA	G	GS	CG	SHO	SV	IP	H	R	ER	HR	BB	SO	WP	BK
13	Connecticut - A	0-3	3.09	12	11	0	0	0	32.0	32	13	11	1	7	33	1	0
14	Erie - AA	1-0	3.00	2	2	0	0	0	12.0	10	4	4	1	4	11	0	0
	Detroit	0-1	11.57	4	2	0	0	0	9.1	12	12	12	2	5	11	0	0
	Toledo - AAA	1-1	9.82	2	2	0	0	0	7.1	11	9	8	1	4	2	1	0
	West Michigan - A	10-5	2.60	18	18	0	0	0	103.2	91	37	30	6	24	116	7	1
15	Detroit	0-4	7.36	14	5	0	0	0	40.1	53	35	33	10	17	24	1	0
	Toledo - AAA	7-3	4.15	16	16	0	0	0	86.2	85	45	40	6	25	76	3	0
16	Detroit	0-1	4.60	14	1	0	0	0	29.1	25	15	15	4	20	27	2	0
	Toledo - AAA	5-6	3.96	20	20	0	0	0	100.0	106	48	44	11	28	93	3	0
17	Detroit	5-5	6.75	11	11	0	0	0	48.0	55	38	36	9	20	49	1	0
	Toledo - AAA	6-4	3.93	21	21	0	0	0	123.2	133	58	54	9	31	114	2	0
18	Detroit	3-4	4.15	66	1	0	0	0	69.1	67	34	32	6	41	57	2	0
19	Detroit	6-6	3.72	73	1	0	0	0	67.2	62	32	28	8	24	73	4	0
20	Detroit	1-0	3.80	23	0	0	0	0	21.1	20	9	9	3	5	14	1	0
21	Round Rock - AAA	2-1	3.60	15	0	0	0	8	15.0	11	8	6	1	6	15	0	1
	Detroit	0-0	6.37	36	0	0	0	0	35.1	40	25	25	9	21	37	2	0
	Toledo - AAA	0-2	3.97	9	0	0	0	0	11.1	11	5	5	0	4	7	1	0
Major Totals		15-21	5.33	241	21	0	0	0	320.2	334	200	190	51	153	292	13	0
Minor Totals		32-25	3.70	115	90	0	0	8	491.2	490	227	202	36	133	467	18	2

Career Hitting

Yr	Club	AVG	G	AB	R	H	2B	3B	HR	RBI	SH	SF	HB	BB	SO	SB	CS	OBP	SLG	E
15	Detroit	.250	14	4	0	1	0	0	0	0	0	0	0	0	3	0	0	.250	.250	1

Only career hit was a single off Travis Wood on 8/18/15 at Wrigley Field

SINGLE-SEASON CAREER HIGH STREAKS

Scoreless Streak By Game: 13g, 6/9-7/9, 2018 ; **Scoreless Streak By Inning:** 13.0, 5/27-6/7, 2017 ;
Winning Streak: 3g, 5/25-6/16, 2018 ; **Losing Streak:** 3g (2x), 9/13-9/24, 2017 & 4/1-5/20, 2018



KYLE FARMER

@kFarm17

INF
17

Age: 31 **Ht.:** 6-0 **Wt.:** 200 **Bats:** R **Throws:** R **ML Service:** 3.129

Born: 8/17/90 **Birthplace:** Atlanta, GA **Resides:** Atlanta, GA

Acquired: From the Dodgers, along with OF Matt Kemp, OF Yasiel Puig, LHP Alex Wood and cash, for RHP Homer Bailey, IF Jeter Downs and RHP Josiah Gray, December 21, 2018.

Contract: Was signed to a 1-year contract through the 2022 season, avoiding arbitration, March 22, 2022. Is under team control through 2024.

CAREER HIGHLIGHTS

- In 2021 established single-season franchise records for fewest errors (5) and highest fielding average (.988) by a shortstop... Reds Hall of Famer Dave Concepcion (1984) and José Iglesias (2019) shared the single-season club record for fewest errors in a season at that position (9,) while Concepcion held the mark for highest fielding average in a season by a shortstop (.986, 1977).
- In his Major League career has played 1B (26g, 9gs), 2B (63g, 25gs), 3B (50g, 29gs), SS (137g, 125gs), C (19g, 9gs), LF (4g, 9/4/20/g2 at Pit, 9/26/20 at Min) and P (1g, 8/8/19 vs Cubs).
- On 8/8/19 vs the Cubs became the first Reds player to pitch and catch in the same game since Dee Moore in 1936.
- In the 11-inning, 3-2 Dodgers win on 7/30/17 became the first player in franchise history to produce a game-ending hit in his first career plate appearance (2-run double off SF's Albert Suárez).
- In 2015 participated in the Sirius XM All-Star Futures Game at Great American Ball Park in Cincinnati.
- In 2013 and 2015 was an MiLB.com Dodgers Organization All-Star.
- Was a mid-season All-Star in 2014 (Midwest League), 2015 (California League) and 2016 (Texas League).
- Before converting to catcher as a professional was an elite shortstop in college...at the University of Georgia, where he was a roommate and teammate of former Reds LHP Alex Wood, established career and single-season fielding percentage records for that middle infield position...appeared in 212 career games for the Bulldogs, including 211 starts at shortstop.

GRAND SLAMS (1)

Date	Pitcher
9/26/21 vs Wsh	Ryne Harper

PINCH-HIT HOME RUNS (1)

Date	Pitcher
5/5/19 vs SF	Will Smith

2021 SEASON

- Established single-season franchise records for fewest errors (5) and highest fielding average (.988) by a shortstop...Reds Hall of Famer Dave Concepcion (1984) and José Iglesias (2019) shared the single-season club record for fewest errors in a season at that position with 9, while Concepcion held the mark for highest fielding average in a season by a shortstop (.986, 1977).
- Received votes for the National League Player of the Month Award for July after leading the Major Leagues in hitting while ranking fourth in the majors in on-base percentage (.395ba, .456obp, 7 2b, 1 3b, 5hr, 9rbi, .691slg, 1.147ops).
- By August 1 already had established new career highs with 13 doubles, 10 HR and 34 RBI...finished the season with 22 doubles, 16 HR and 63 RBI.
- After the All-Star break hit .306 as the Reds battled for a Postseason berth (74-242, 15 2b, 2 3b, 9hr, 35rbi .840ops)...ranked among the National League's second-half leaders in hitting (12th) and hits (15th).
- Was hit by a pitch 18 times, tied for second in the National League behind leader Jonathan India (23)... Shin-Soo Choo holds the Reds' single-season record for number of times hit by a pitch (26, 2013).
- Led the team with 115 starts at SS, including each of his last 105 starts following consecutive starts at 1B on 5/16 at Col and 5/17 vs SF.
- Also started at 2B (3gs, last on 5/1 vs Cubs), 3B (8gs, last on 4/26 at LAD) and 1B (2gs, 5/16 at Col & 5/17 vs SF)...made all 8 of his starts at 3B from 4/16-4/26 while Mike Moustakas was sidelined with an illness unrelated to COVID-19.
- Made at least 1 start in every spot in the batting order except ninth, with a high of 41 starts batting eighth.
- In the 11-inning, 8-6 loss on 8/11 at Atl made the only start of his career batting leadoff.

- In 6 consecutive games from 7/29-8/4 hit third in the lineup, his first career starts batting at that position in the order (9-27, .333, 2 2b, 1 3b, 1hr, 4rbi, .357obp, .593slg)...Nick Castellanos returned to that third spot on 8/5, when he came off the injured list.
- Hit safely in 12 of his 15 apps, including 6 multi-hit games, after he came off the paternity list on 9/13 (19-5 7, .333, 4 2b, 3hr, 10rbi, .377obp, .561slg, .938ops)...Kyle and Courtney celebrated the birth of son McCoy James, who shares a birthday with Joey Votto (9/10).
- Made his last appearance of the season in the 6-1 loss on 9/29 at WSox...was his second start of the season and of his career batting cleanup (also, 8/16 vs Cubs, 14-5 win).
- Missed the last 3 games of the season with left abdominal muscle soreness, an injury that bothered him all season.
- On 5/7 at Cle was the starting shortstop in Wade Miley's no-hitter...assisted in the first (Cesar Hernandez, 6-3) and final outs (Jordan Luplow, 6-3) of the historic 3-0 win.
- In the 11th inning of the 12-inning, 6-5 win on 5/15 at Coors Field hit a 2-run HR off Ben Bowden that snapped the 2-2 tie...was the first extra-inning home run of his career.
- In the 2-1 win on 5/25 at Wsh, his third-inning home run off Max Scherzer gave the Reds a 1-0 lead...was the first home run of his career on the first pitch of a plate appearance.
- In the 11-1 win on 5/31 vs Phi fell a triple shy of the cycle, tying his career high with 3 hits, and produced a career-high 5 RBI...entered the game 0-for-16, the longest hitless stretch of his career.
- In the fourth inning on 9/21 vs Pit singled off Mitch Keller for the 200th hit of his career.
- In the sixth inning of the 9-2 win on 9/26 vs Wsh hit his first career grand slam (off Ryne Harper), extending the Reds' lead to 7-1.

2020 SEASON

- In his second season with the Reds made 32 apps and 19 starts (10g at SS, 8gs at 2B, 1gs at 3B).
- Overall made 1 appearance at 1B, 13 apps at 2B, 2 apps at 3B, 15 apps at SS and the only 2 outfield apps of his amateur or professional career (LF, 9/4/g2 at Pit & 9/26 at Min).
- In the bottom of the eighth inning of the 3-2 loss on 8/25 at Mil, after Joey Votto was ejected made his only appearance of the season and 21st of his career at 1B.
- Did not make an appearance at catcher...in 2019, made 15 apps and 9 starts at that position.
- In his last 25 apps of the regular season hit .300 (15-50, 3 2b, 4rbi, 1sb, .364), raising his batting average from .143 and including three 2-hit games & a season-high 3-hit game on 8/22 at StL.
- Following the positive COVID-19 test of a teammate on 8/14, was deemed by contact tracing a "higher risk" and was unable to travel on the team plane...traveled separate from his teammates to KC, StL and Mil.
- Started at SS in Game 1 of the Wild Card Series at Atl...the 1-0 loss in 3 innings was the longest 1-0 game in Postseason history.
- On 12/2 was non-tendered, but the next day was signed to a 1-year Major League contract through the 2021 season.

2019 SEASON

- In his first season with the Reds made 97 apps and 35 starts.
- Played 1B (18g, 6gs), 2B (41g, 14gs), 3B (12g, 6gs), SS (1g), C (15g, 9gs) and P (1g).
- Reds pitchers went 2-7 in his starts behind the plate and posted a 6.83 ERA when he caught...threw out 1-7 runners attempting to steal (14%).
- Led Reds pinch hitters in at bats, hits and doubles and tied Phillip Ervin for the team lead in pinch-hit RBI (10-37, .270, 3 2b, 1hr, 6rbi)...hit his only career pinch-hit HR on 5/5 vs SF (solo off Will Smith).
- From 7/18-7/27 missed 9 games while on the concussion list and from 9/4-9/17 missed 12 games while on the injured list with a left oblique injury.
- Had 9 HR and 27 RBI...were the first home runs of his career...entered the season with 11 career RBI in 59 apps.
- In the 12-5 loss on 8/8 vs Cubs started at C, moved to 2B in the seventh inning and then with 2 outs in the eighth made his only Major League pitching appearance...retired 4 of the 5 batters (1.1ip, 1h)...retired Jason Heyward on a groundout to end the eighth inning and strand 2 inherited runners, then threw a scoreless ninth...became the first Reds player to pitch and catch in the same game since Dee Moore in 1936...2 days earlier, on 8/6, Taylor Davis of the Cubs did it vs Oak.
- In the 10-inning, 6-5 loss on 4/6 at Pit made his first start, played 3B and hit his first career HR, a 2-run shot off Trevor Williams that snapped a 30-inning scoreless streak by Reds batters (their longest since August 2015, also 30 innings).

2019 CATCHERS' ERA

Catcher	GS	IP	ER	ERA
Barnhart	42-45	773.0	357	4.16
Casali	27-30	504.1	209	3.73
Farmer	2-7	81.2	62	6.83
Graterol	2-3	37.1	21	5.06
Lavarnway	2-2	41.2	19	4.10

2019 CATCHERS' CAUGHT STEALING %

Catcher	SB	CS	%
Barnhart	41	11	21%
Casali	32	8	20%
Farmer	6	1	14%
Graterol	2	0	0%
Lavarnway	4	1	17%

- Homered in consecutive apps on 5/3 and 5/5 vs SF, including his first career pinch-hit HR on 5/5 (9th inning, solo off Will Smith).
- On 3/22 was reassigned to minor league camp but, following the right groin injury to 2B Scooter Gennett in that afternoon's exhibition game at Mil, returned to Major League camp the next day and spent the entire regular season on the Reds' roster.

2018: Spent most of the season at Class AAA Oklahoma City, where he produced 32 extra-base hits in just 79 games, but also made 39 apps during 3 stints with the National League champion Dodgers...made his first Major League Opening Day roster and made 30 apps for the Dodgers before he was optioned to Oklahoma City on 5/13...made 2 more apps for LAD during a second stint from 6/15-6/19, then appeared in 7 additional games as a September callup...for LAD played primarily 3B (22g, 14gs), but as a defensive replacement also made 1 appearance each at 1B and C.

2017: In his Major League debut made 20 apps during 3 stints with the National League champion Dodgers... was promoted on 7/28 and 2 days later vs SF made his first career appearance...in the bottom of the 11th inning of that 3-2 win at Dodger Stadium on 7/30, pinch hit and produced a game-ending, 2-run double off Albert Suárez...became the first player in franchise history to produce a walkoff hit in his first Major League plate appearance and the first player on any team to do it since Tor's Tomas Perez on 5/3/95...became the first Dodgers player to produce a walkoff win with his first career hit since pitcher Darren Dreifort's RBI-single on 5/27/94 vs Pit and the first Dodgers position player to do it since Greg Brock's RBI-single on 9/5/82 vs Pit...spent most of the season at Class AA Tulsa and Class AAA Oklahoma City, where he played C (51g), 3B (29g), 2B (6g), 1B (6g) and SS (2g)...for the Dodgers played 1B (1gs), 3B (4g) and C (3g)...produced his only Postseason RBI on a sacrifice fly in Game 3 of the National League Championship Series vs the Cubs.

MINOR LEAGUES

2015: With 40 doubles at Class A Rancho Cucamonga and Class AA Tulsa ranked T9th among all minor league batters...following the season played for Glendale in the prestigious Arizona Fall League (.293/.323/.517, 7 2b, 2hr, 13rbi).

PERSONAL: Attended Marist High School in Atlanta, where he played baseball and football...at the University of Georgia appeared in 212 games, including 211 starts at shortstop, and hit .308 with 63 doubles, 7 triples, 18 HR, 168 RBI and 11 stolen bases...established the career record for fielding percentage by a Georgia shortstop (.968 in 1,045 total chances) and the single-season record for fielding percentage by a Bulldog shortstop (.978 in 2013)...ranks among Georgia's all-time leaders in games played, total bases, at bats, hits, doubles and RBI...as a junior and senior at UGA was named to the Athletic Director's Academic Honor Roll...in the hit movie *The Blind Side* made a cameo appearance as a high school quarterback...for the Reds, wore uniform #52 in 2019 and 2020, then switched to #17 after he was re-signed as a free agent prior to the 2021 season.

REDS POSITION PLAYERS TO PITCH, MOST RECENT

Mike Freeman	6/1/21 vs Phi (17-3 loss)
Alex Blandino	6/1/21 vs Phi (17-3 loss)
Max Schrock	5/20/21 vs SF (19-4 loss)
Alex Blandino	5/20/21 vs SF (19-4 loss)
Alex Blandino	5/4/21 vs WSox (9-0 loss)
Alex Blandino	4/28/21 at LAD (8-0 loss)
Matt Davidson	9/1/20 vs StL (16-2 loss)
Matt Davidson	8/30/20 vs Chc (10-1 loss)
Matt Davidson	8/6/20 at Cle (13-0 loss)
José Peraza	8/16/19 vs StL (13-4 loss)
Kyle Farmer	8/8/19 vs Chc (12-5 loss)
José Peraza	7/30/19 vs Pit (11-4 loss)
Brandon Dixon	8/31/18 at StL (12-5 loss)
Brandon Dixon	8/13/18 vs Cle (10-3 loss)
Phillip Ervin	8/8/18 at NYM (8-0 loss)
Alex Blandino	7/11/18 at Cle (19-4 loss)
Cliff Pennington	4/12/18 vs StL (13-4 loss)
Scooter Gennett	8/16/17 at Chc (15-5 loss)
Tyler Holt	8/22/16 vs LAD (18-9 loss)
Skip Schumaker	8/21/14 vs Atl (8-0 loss)
Paul Janish	7/6/09 at Phi (22-1 loss)
Paul Janish	5/6/09 vs Mil (15-3 loss)

FARMER'S CAREER TRANSACTIONS

- Was selected by the Yankees in the 35th round of the June 2012 first-year player draft. Did not sign.
- Was selected by the Dodgers in the eighth round of the June 2013 first-year player draft. Was scouted and signed by Lon Joyce.
- Was acquired by the Reds, along with OF Matt Kemp, OF Yasiel Puig, LHP Alex Wood and cash, for RHP Homer Bailey, IF Jeter Downs and RHP Josiah Gray, December 21, 2018.
- On 7-day concussion list, July 18-27, 2019; included rehabilitation assignments at Dayton, 7/25 and at Louisville, 7/27.
- On 10-day injured list with a left oblique strain, September 4-17, 2019.
- On 3-day paternity list, September 10-12, 2021.

CAREER FIELDING

Pos.	Pct.	G	PO	A	E	TC	DP	PB
P	---	* 1	0	0	0	0	0	-
C	.989	19	83	4	1	88	0	0
1B	.989	26	87	7	1	95	9	-
2B	.973	63	38	69	3	110	16	-
3B	.971	50	13	55	2	70	6	-
SS	.989	137	140	291	5	436	60	-
LF	---	^ 4	0	0	0	0	0	-

* Only career pitching appearance on 8/8/19 vs Chc

^ Most recent apps in LF in 2021, on Opening Day vs StL & 5/4 vs WSox

Career Hitting

Yr	Club	AVG	G	AB	R	H	2B	3B	HR	RBI	SH	SF	HB	BB	SO	SB	CS	OBP	SLG	E
13	Ogden - R	.347	41	167	37	58	19	0	4	36	0	4	6	7	21	1	1	.386	.533	4
14	Great Lakes - A	.310	57	229	25	71	16	4	2	35	0	2	3	15	24	9	3	.357	.441	1
	R. Cucamonga - A	.238	36	130	8	31	5	1	0	15	2	1	3	10	28	2	0	.306	.292	3
15	R. Cucamonga - A	.337	44	163	33	55	14	6	1	27	0	2	5	12	25	5	2	.396	.515	1
	Tulsa - AA	.272	76	283	25	77	26	1	2	39	0	4	4	14	55	0	1	.311	.392	2
16	Tulsa - AA	.256	74	266	31	68	18	2	5	31	0	3	3	25	44	2	0	.323	.395	9
	#AZL Dodgers - R	.294	4	17	4	5	0	0	2	4	0	0	0	1	1	0	0	.333	.647	0
17	Tulsa - AA	.339	33	124	21	42	7	0	3	18	0	1	0	16	13	1	0	.411	.468	3
	Oklahoma City - AAA	.305	59	223	32	68	16	1	7	38	0	0	4	13	36	0	4	.354	.480	2
	Los Angeles (NL)	.300	20	20	1	6	1	0	0	2	0	0	0	0	3	0	0	.300	.350	0
18	Los Angeles (NL)	.235	39	68	1	16	4	1	0	9	0	1	3	5	15	0	0	.312	.324	1
	Oklahoma City - AAA	.288	79	288	37	83	24	1	7	36	0	3	4	17	50	1	1	.333	.451	3
19	Cincinnati	.230	97	183	22	42	6	0	9	27	0	1	3	10	59	4	1	.279	.410	3
	#Dayton - A	.000	1	2	0	0	0	0	0	0	0	0	1	0	0	0	0	.333	.000	0
	#Louisville - AAA	.000	1	4	1	0	0	0	0	0	0	0	0	0	2	0	0	.000	.000	0
20	Cincinnati	.266	32	64	4	17	3	0	0	4	0	0	1	5	13	1	0	.329	.313	2
21	Cincinnati	.263	147	483	60	127	22	2	16	63	1	5	18	22	97	2	3	.316	.416	* 6
Major Totals		.254	335	818	88	208	36	3	25	105	1	7	25	42	187	7	4	.308	.397	12
Reds Totals		.255	276	730	86	186	31	2	25	94	1	6	22	37	169	7	4	.308	.405	11
Minor Totals		.294	505	1896	254	558	145	16	33	279	2	20	32	131	299	21	12	.347	.440	28

Injury rehab, * Established single-season franchise records for fewest errors (5) and highest fielding average (.988) by a shortstop

Career Pitching

Yr	Club	W-L	ERA	G	GS	CG	SHO	SV	IP	H	R	ER	HR	BB	SO	WP	BK
19	Cincinnati	0-0	0.00	1	0	0	0	0	1.1	1	0	0	0	0	0	0	0

* Only career pitching appearance on 8/8/19 vs Chc (1st Reds player to pitch and catch in the same game since Dee Moore in 1936)

Wild Card Series Record

Yr	Club, Opponent	AVG	G	AB	R	H	2B	3B	HR	RBI	SH	SF	HB	BB	SO	SB	CS	OBP	SLG	E
20	Cin at Atl	.000	* 1	5	0	0	0	0	0	0	0	0	0	0	2	0	0	.000	.000	0

* Started at SS in Game 1 (1-0 loss in 13 innings, the longest 1-0 game in Postseason history)

Division Series Record

Yr	Club, Opponent	AVG	G	AB	R	H	2B	3B	HR	RBI	SH	SF	HB	BB	SO	SB	CS	OBP	SLG	E
17	LAD vs Ari	.000	1	1	0	0	0	0	0	0	0	0	0	0	1	0	0	.000	.000	0

League Championship Series Record

Yr	Club, Opponent	AVG	G	AB	R	H	2B	3B	HR	RBI	SH	SF	HB	BB	SO	SB	CS	OBP	SLG	E
17	LAD vs Chc	.000	4	3	0	0	0	0	0	1	0	1	0	0	1	0	0	.000	.000	0

SINGLE-SEASON CAREER HIGH STREAKS

Hitting Streak: 10g (2x), 7/23-8/1 & 8/10-8/21, 2021; **Hitless Streak:** 16ab, 5/26-5/30, 2021



JAKE FRALEY

@jfral_23

OF

27

Age: 26 **Ht.:** 6-0 **Wt.:** 195 **Bats:** L **Throws:** L **ML Service:** 1.097

Born: 5/25/95 **Birthplace:** Frederick, MD **Resides:** Miami, FL

Acquired: From the Mariners, along with RHP Justin Dunn, minor league LHP Brandon Williamson and a player to be named (RHP Connor Phillips, 3/29), for 3B Eugenio Suárez and OF Jesse Winker, March 14, 2022.

Contract: Signed through the 2022 season and under team control through 2026.

CAREER HIGHLIGHTS

- In 2019 was a mid- and post-season Texas League All-Star.
- Also in 2019 was the Texas League's Player of the Month for May and Player of the Week for 5/27-6/2.
- In 2021 was 1 of 14 players from LSU to appear in a Major League game.

2021 SEASON

- Made a career-high 78 apps for the Mariners surrounding 3 stints on the injured list (4/7-5/30 with a left hamstring strain, 7/18-8/1, 8/28-9/13 with right shoulder inflammation).
- His .352 on-base percentage tied for the fifth-highest ever by a Mariners rookie.
- The Mariners went 33-19 when he reached base safely and 12-14 when he did not reach base safely.
- Averaged a walk every 5.76 plate appearances, fourth-best in the Major Leagues behind Yasmani Grandal (4.31), Juan Soto (4.51) and Joey Gallo (5.55).
- His 22 walks were the most in franchise history through a player's first 20 games of a season...Steve Braun (1977) and Jay Buhner (1997) each had 21 walks.
- 4 times walked with the bases loaded, most in the Major Leagues and including a walk-off walk on Opening Night in a 10-inning, 8-7 win vs the Giants.
- Earned MLB Network's "Play of the Week" for robbing a potential walkoff HR on 6/9 at Det.
- On 7/2 vs Tex became the first Mariners player with a homer, 2 walks and 2 stolen bases in a game since Hall of Famer Ken Griffey Jr. did it on 7/18/99.

2021 MAJOR LEAGUE LEADERS PLATE APPS / WALKS

Player	PA / BB
Yasmani Grandal, WSox	4.31
Juan Soto, Wsh	4.51
Joey Gallo, Tex/NYY	5.55
Jake Fraley, Sea	5.76
Bryce Harper, Phi	5.99

GRAND SLAMS (1)

Date	Pitcher
6/5/21 at LAA.....	Alex Cobb

PERSONAL: Graduated from Caravel (DE) Academy in 2013...played 3 seasons at Louisiana State University (2014-2016)...is on Twitter @jfral_23.

FRALEY'S CAREER TRANSACTIONS

- Was selected by the Rays in Competitive Balance Round B (77th overall) of the 2016 first-year player draft...was signed by Rickey Drexler.
- Was acquired by the Mariners, along with OF Mallex Smith, for C Mike Zunino, OF Guillermo Heredia (of) and LHP Michael Plassmeyer, November 8, 2018.
- On 10-day injured list with a right quad strain, September 23-remainder of the season, 2020.
- On 10-day injured list with a left hamstring strain, April 7-May 30, 2021; included a rehabilitation assignment at Tacoma, May 20-30.
- On injured list, July 18-August 1, 2021; included a rehabilitation assignment at Tacoma, July 27-August 1.
- On 10-day injured list with right shoulder inflammation, August 28-September 13, 2021; included a rehabilitation assignment at Tacoma, September 11-13.
- Was acquired by the Reds, along with RHP Justin Dunn, minor league LHP Brandon Williamson and a player to be named (RHP Connor Phillips, 3/29), in exchange for 3B Eugenio Suárez and OF Jesse Winker, March 14, 2022.

Pos.	Pct.	CAREER FIELDING							
		G	PO	A	E	TC	DP	PB	
LF	.987	52	76	1	1	78	1	-	
CF	.966	27	56	0	2	58	0	-	
RF	1.000	13	26	1	0	27	0	-	
DH	.000	7	0	0	0	0	0	-	

Career Hitting

Yr	Club	AVG	G	AB	R	H	2B	3B	HR	RBI	SH	SF	HB	BB	SO	SB	CS	OBP	SLG	E
16	Hudson Valley - A	.238	55	206	34	49	9	7	1	18	0	1	6	26	34	33	9	.339	.364	3
17	Charlotte - A	.170	26	94	6	16	3	1	1	12	0	2	2	7	24	1	3	.238	.255	3
	GCL Rays - R	.467	4	15	6	7	3	0	1	2	0	0	0	2	3	3	1	.529	.867	0
18	Charlotte - A	.347	66	225	39	78	19	7	4	41	0	5	4	26	44	11	8	.415	.547	3
29	Arkansas - AA	.313	61	230	40	72	15	2	11	47	0	1	5	23	55	16	5	.386	.539	3
	Tacoma - AAA	.276	38	152	28	42	12	3	8	33	0	2	3	11	34	6	2	.333	.553	2
	Seattle	.150	12	40	3	6	2	0	0	1	0	0	1	0	14	0	0	.171	.200	1
20	Seattle	.154	7	26	3	4	1	1	0	0	0	0	1	2	11	2	1	.241	.269	0
21	#Tacoma - AAA	.325	13	40	8	13	1	0	3	7	0	1	1	9	15	3	1	.451	.575	0
	Seattle	.210	78	214	27	45	7	0	9	36	1	2	2	46	71	10	2	.352	.369	2
	Major Totals	.196	97	280	33	55	10	1	9	37	1	2	4	48	96	12	3	.320	.336	3
	Minor Totals	.288	263	962	161	277	62	20	29	160	0	12	21	104	209	73	29	.366	.484	14
	# Injury rehab																			

SINGLE-SEASON CAREER HIGH STREAKS

Hitting Streak: 6/5-6/10, 2021; Hitless Streak: 18ab, 8/3-8/11, 2021



TJ
FRIEDL

@TJFriedl_1

OF
29

Age: 26 **Ht.:** 5-10 **Wt.:** 180 **Bats:** L **Throws:** L **ML Service:** 0.016

Born: 8/14/95 **Birthplace:** Sewickley, PA **Resides:** Las Vegas, NV

Acquired: Was signed as an undrafted free agent, August 4, 2016. Was signed by Rex De La Nuez.

Contract: Signed through the 2022 season and under team control through 2027.

CAREER HIGHLIGHTS

- First name is TJ, without punctuation...last name is pronounced FREE-dul.
- In 2021 received the Mary E. Barney Award as Louisville's Most Valuable Player.
- His strike zone discipline is rated by *Baseball America* the best among Reds minor leaguers.
- Was rated by *Baseball America* the Reds' 13th-best prospect in 2019, 20th-best prospect in 2020 and their 22nd-best prospect in 2021.
- In 2018 was the Reds' Minor League Hitter of the Year, a mid-season Florida State League All-Star and rated by MLB Pipeline the 15th-best prospect in the organization...his strike zone judgment was rated by *Baseball America* the best in the Florida State League.
- In 2017 was a mid-season Midwest League All-Star and rated among the best prospects in the organization by *Baseball America* (17th) and MLB.com (15th).
- In 2016 was a MiLB.com Reds Organization All-Star and rated by *Baseball America* the best defensive outfielder in the organization.
- In his professional debut, on 8/5/16 for Billings vs Ogden, went 3-for-3 with 2 home runs.
- In November 2017 attended the Reds' leadership training program at West Point.
- In the August following his redshirt sophomore season at the University of Nevada, was signed by Reds scout Rex De La Nuez as an undrafted free agent.

Date	PINCH-HIT HOME RUNS (1)	Pitcher
9/19/21 vs LAD	Tony Gonsolin

2021 SEASON

- Received the Mary E. Barney Award as Louisville's Most Valuable Player...led the Bats in runs, total bases triples, stolen bases and walks while ranking second in games played.
- Was promoted on 9/18 to fill one of the roster spots vacated by injured outfielders Jesse Winker and Shogo Akiyama.
- Was the sixth of 9 Reds players to make Major League debuts in 2021 (2B Jonathan India, RHP Ryan Hendrix, RHP Vladimir Gutierrez, RHP Tony Santillan, IF Alejo Lopez, RHP Dauri Moreta, LHP Reiver Sanmartin, RHP Riley O'Brien).
- Made 8 starts (6gs in CF, 2gs in LF).
- In the eighth inning of the 5-1 loss on 9/18 vs LAD pinch hit vs Joe Kelly (P5)...became the 52nd of 55 players to appear in a game for the Reds, the 14th rookie.
- On 9/19 vs LAD, in his second career appearance, saw 2 pitches from Tony Gonsolin and produced a home run and a single...as a pinch hitter in the sixth inning homered for his first Major League hit in his second career plate appearance...became the first Reds batter with a home run for his first career hit since Tyler Stephenson on 7/27/2020 vs Cubs off Duane Underwood Jr. and the first Reds batter with a pinch-hit homer for his first career hit since Juan Francisco on 9/18/2009 vs Fla off Leo Nuñez.
- Prior to his 9/18 promotion spent the season at Louisville, where he played LF (17gs), CF (68gs) and RF (22gs).
- Was 1 of 18 players invited to early minor league spring training camp.
- During spring training made 12 apps and 1 start for the Reds in "A" games.
- Entered the season rated by *Baseball America* the 22nd-best prospect in the organization...his strike zone discipline was rated the best in the organization.

2020 SEASON

- Attended minor league spring training camp in Goodyear.
- On 8/7 was added to the Reds' 60-player pool roster and spent the rest of Summer Camp at the alternate training site.
- Was not on the Reds' 40-player Postseason roster.

2019 SEASON

- Was a non-roster invitee to Major League spring training camp, his first (16g, .278).
- Spent the regular season at Class AA Chattanooga, where he made 65 apps around 3 separate stints on the 7-day injured list with a right rotator cuff strain (4/29-5/6), right ankle sprain (6/24-6/30) and right ankle tendinitis (7/2-remainder of the season).
- Suffered the right shoulder injury in April while sliding.
- The right ankle injury led to surgery on 7/18 to repair the torn peroneal tendon.
- Entered the season rated by *Baseball America* the 13th-best prospect in the organization.

MINOR LEAGUES

2018: Was the Reds' Minor League Hitter of the Year and a mid-season Florida State League All-Star...in 131 apps at Class A Daytona and Class AA Pensacola combined to hit .284 with 32 extra-base hits and 30 stolen bases...among all Reds minor leaguers ranked second in stolen bases and 10th in batting average...his strike zone judgment was rated by *Baseball America* the best in the Florida State League...following the season was rated by MLB Pipeline the 15th-best prospect in the organization...on 1/9/19 was invited to Major League spring training camp.

PERSONAL: Full name is Terry Lee Friedl Jr....graduated from Foothill High School in Pleasonton, California, where he lettered in baseball and basketball...played baseball at the University of Nevada, where as a redshirt sophomore in 2016 he was named to the All-Mountain West first team...his .401 batting average over 58 apps that season was eighth-best in Wolf Pack history and 11th-best in the nation...was a member of the 2016 USA Baseball Collegiate National Team...his uncle, Jim Friedl, played quarterback at the University of Pittsburgh...participated in the 2018 Reds Caravan...follow on Twitter @TJFriedl_1.

FRIEDL'S CAREER TRANSACTIONS

- Was signed as a non-drafted free agent, August 2, 2016. Was signed by Rex De La Nuez.
- On Daytona's disabled list, August 13-remainder of the season, 2017.
- On Chattanooga's 7-day injured list with a right rotator cuff strain, April 29-May 6; with a right ankle sprain (June 24-30); and with right ankle tendinitis (July 2-remainder of the season), 2019.

CAREER FIELDING								
Pos.	Pct.	G	PO	A	E	TC	DP	PB
CF	.818	6	9	0	2	11	0	-
LF	1.000	5	3	1	0	4	0	-

Career Hitting

Yr	Club	AVG	G	AB	R	H	2B	3B	HR	RBI	SH	SF	HB	BB	SO	SB	CS	OBP	SLG	E
16	Billings - R	.347	29	121	24	42	11	2	3	17	0	0	3	13	25	7	2	.423	.545	1
17	Daytona - A	.257	48	179	15	46	6	2	2	13	4	1	5	10	39	2	1	.313	.346	0
	Dayton - A	.284	66	250	47	71	20	6	5	25	1	2	10	29	46	14	8	.378	.472	3
18	Daytona - A	.294	64	228	40	67	10	4	3	35	0	2	6	38	44	11	4	.405	.412	2
	Pensacola - AA	.276	67	261	47	72	10	3	2	16	1	0	6	28	56	19	5	.359	.360	1
19	Chattanooga - AA	.235	65	226	38	53	11	4	5	28	1	2	11	29	50	13	4	.347	.385	5
21	Louisville - AAA	.264	113	386	59	102	15	5	12	36	2	3	13	44	65	13	7	.357	.422	1
	Cincinnati	.290	14	31	9	9	1	0	1	2	0	1	0	4	2	0	0	.361	.419	2
	Major Totals	.290	14	31	9	9	1	0	1	2	0	1	0	4	2	0	0	.361	.419	2
	Minor Totals	.274	452	1651	270	453	83	26	32	170	9	10	54	191	325	79	31	.366	.414	13

SINGLE-SEASON CAREER HIGH STREAKS

Hitting Streak: 4g, 9/24-9/27, 2021; **Hitless Streak:** 8ab, 9/28-10/2, 2021



ARAMIS
GARCIA

C / 1B
33

Age: 29 Ht.: 6-2 Wt.: 225 Bats: R Throws: R ML Service: 2.036

Born: 1/12/93 Birthplace: Hialeah, FL Resides: Phoenix, AZ

Acquired: Was signed to a minor league contract with an invitation to 2022 Major League spring training camp, November 29, 2021.

Contract: Signed through the 2022 season and under team control through 2025.

Non-Roster

CAREER HIGHLIGHTS

- First name is pronounced AIR-uh-mus.
- In 2015 and 2017 was an MiLB.com Giants Organization All-Star.
- In 2015 was a mid-season South Atlantic League All-Star.
- In 2017 was a California League mid- and post-season All-Star.
- Was South Atlantic League Player of the Week for 7/13-7/19, 2015 and California League Player of the Week for 4/9-4/15, 2017.
- In 2016 and 2017 played for the Scottsdale Scorpions in the prestigious Arizona Fall League...in 2017 was an AFL Rising Star.
- In a 7-0 Giants win on 8/31/18 vs the Mets made his Major League debut and homered for his first career hit...became the 18th Giants batter since 1919 to hit a home run for his first hit in his Major League debut, the first since Jae-Gyun Hwang did it on 6/28/17 vs Col...became only the second Giants catcher to hit a home run for his first hit in his first career game, joining Eliezer Alfonzo (6/3/2006 at NYM).
- In that 8/31/18 Major League debut vs the Mets, recorded each of his first 2 career hits in the eighth inning...a Giants player produced his first 2 Major League hits in the same inning for the first time in the modern era.
- On 9/22/18 at StL, a day after he struck out 4 times, recorded a career-high 4 hits...became just the second Giants player since 1913 to follow a 4-strikeout game with a 4-hit game (Hunter Pence, 7/22 at SD & 7/24 vs Oak, 2015) and the first Major League rookie to do it since LAD's Andre Ethier in 2006 (7/2 at LAA & 7/3 vs Ari).
- In December 2019 was injured playing in the Dominican Winter League and missed the 2020 season following 2/6/20 surgery to repair the torn labrum in his right hip.

2021 SEASON

- Spent the season with the Athletics (32g) and their Class AAA affiliate in Las Vegas (30g).
- Just before spring training was traded from the Rangers to the A's.
- On 9/20 was designated for assignment...2 days later was released.
- Following the season played for Leones del Escogido in the Dominican Winter League (9g, .182, 1rbi).
- On 11/29 was signed by the Reds to a minor league contract with an invitation to 2022 Major League spring training camp...wore #76 during 2022 spring training camp.

PERSONAL: In 2011 graduated from Pines Charter High School in Ft. Lauderdale, FL...attended Florida International University in Miami, where he was the 2014 Conference USA Player of the Year after hitting .368 with 8 HR and 37 RBI...also that season was FIU's Male Student Athlete of the Year and was named to the Conference USA All-Academic Team...in 2013 and 2014 was a Johnny Bench Award semifinalist as the best collegiate catcher in the country.

GARCIA'S CAREER TRANSACTIONS

- Was selected by the Cardinals in the 20th round of the June 2011 first-year player draft. Did not sign.
- Was selected by the Giants in the second round of the June 2014 first-year player draft. Was signed by Jose Alou.
- On Augusta's 7-day disabled list with a thoracic spine strain, May 27-June 2, 2015.
- On San Jose's 7-day disabled list with a left hamstring strain, May 10-16, 2016.
- On San Jose's 7-day disabled list with facial fractures, May 23-August 8, 2016; included a rehabilitation assignment at AZL Giants, July 28-August 8.
- On San Jose's 7-day disabled list with a concussion, April 21-May 2, 2017.
- On Giants' 60-day injured list with a torn right hip labrum, 2020 season; included a rehabilitation assignment at the alternate training site, September 23-27.
- Was claimed off waivers by the Rangers, November 25, 2020.
- Was acquired by the Athletics, along with SS Elvis Andrus and cash, for LF Khris Davis, C Jonah Heim and RHP Dane Acker, February 6, 2021.
- On Athletics' 10-day injured list with a viral infection, May 4-11, 2021.
- Was released by the Athletics, September 25, 2021.
- Was signed by the Reds to a minor league contract with an invitation to 2022 Major League spring training camp, November 29, 2021.

CAREER FIELDING								
Pos.	Pct.	G	PO	A	E	TC	DP	PB
1B	.991	15	103	6	1	110	12	0
C	.995	48	361	18	2	381	2	4

Career Hitting

Yr	Club	AVG	G	AB	R	H	2B	3B	HR	RBI	SH	SF	HB	BB	SO	SB	CS	OBP	SLG	E
14	AZL Giants - R	.219	8	32	6	7	3	0	0	3	1	0	0	5	6	0	0	.324	.313	0
	Salem-Keizer - A	.229	20	70	5	16	3	0	2	12	0	0	1	5	19	0	0	.289	.357	3
15	Augusta - A	.273	83	319	42	87	15	1	15	61	0	4	5	35	77	0	1	.350	.467	6
	San Jose - A	.227	20	75	10	17	4	0	0	5	0	0	0	9	22	1	0	.310	.280	0
16	#AZL Giants - R	.227	6	22	1	5	1	0	0	4	0	1	0	0	1	0	0	.217	.273	0
	San Jose - A	.257	41	144	20	37	6	0	2	20	2	0	0	14	42	1	0	.323	.340	0
17	San Jose - A	.272	81	324	43	88	20	1	17	65	0	2	6	15	73	0	0	.314	.497	5
	Richmond - AA	.282	22	78	11	22	12	0	0	8	0	1	1	9	21	0	0	.360	.436	3
18	Richmond - AA	.233	80	301	36	70	14	1	11	33	0	3	4	20	76	0	1	.287	.395	4
	Sacramento - AAA	.237	10	38	5	9	1	0	0	4	0	1	0	2	12	0	0	.268	.263	2
	San Francisco	.286	19	63	8	18	1	0	4	9	0	0	0	2	31	0	0	.308	.492	1
19	Sacramento - AAA	.271	89	332	52	90	20	2	16	55	1	1	3	34	114	0	2	.343	.488	6
	San Francisco	.143	18	42	5	6	1	0	2	5	0	0	0	4	21	0	0	.217	.310	0
21	Las Vegas - AAA	.268	30	112	15	30	8	0	2	15	0	2	1	9	27	0	0	.323	.393	3
	Oakland	.205	32	88	8	18	1	0	3	7	2	0	3	1	28	0	0	.239	.318	2
Major Totals		.218	69	193	21	42	3	0	9	21	2	0	3	7	80	0	0	.256	.373	3
AL Totals		.205	32	88	8	18	1	0	3	7	2	0	3	1	28	0	0	.239	.318	2
NL Totals		.229	37	105	13	24	2	0	6	14	0	0	0	6	52	0	0	.270	.419	1
Minor Totals		.259	490	1847	246	478	107	5	65	285	4	15	21	157	490	2	4	.322	.428	32
# Injury rehab																				

SINGLE-SEASON CAREER HIGH STREAKS

Hitting Streak: 5g, 9/11-9/19, 2018; Hitless Streak: 14ab, 7/21-7/24, 2021



ZACK GODLEY

RHP

48

Age: 31 Ht.: 6-3 Wt.: 219 Bats: R Throws: R ML Service: 4.125

Born: 4/21/90 Birthplace: Bamberg, SC Resides: Chapin, SC

Acquired: Was signed to a minor league contract and invited to Major League spring training camp, February 20, 2022.

Contract: Signed through the 2022 season and under team control through 2023.

Non-Roster

CAREER HIGHLIGHTS

- In an 8-3 Diamondbacks win on 7/23/15 vs Mil became the first pitcher in the modern era to throw at least 6.0 scoreless innings with no walks and at least 7 strikeouts in his Major League debut.
- His 7 strikeouts tied a club record for a Major League debut (Max Scherzer, 4/29/08 vs Hou).
- Became the first Diamondbacks pitcher to win 7 games in his first 10 starts.
- Became the second Diamondbacks pitcher to win his first 2 career starts (Chase Anderson, 2014).
- On 8/13/17 vs Cubs, became the second Diamondbacks pitcher to record 4 strikeouts in a single inning (Oliver Perez, 9/20/14 at Col).
- While with Reno, was named Pacific Coast League Pitcher of the Week for 4/16-4/22, 2017.
- In 2015 was a California League All-Star and CL Pitcher of the Week for 4/20-4/26.

10-STRIKEOUT GAMES (3)

Date (Innings)	Strikeouts
7/31/18 for Ari vs Tex (7.0)	10
8/18/17 for Ari at Min (5.1)	10
7/21/17 for Ari vs Wsh (5.2)	10

2021 SEASON

- Spent most of the season with the Class AAA affiliates of the Brewers, Indians and Mets, where in 18 starts and 3 relief apps he combined to go 7-7, 4.39 (98.1ip, 90h, 52bb, 85k, 1.44whip, .251oba).
- From 4/29-5/9 was on the Brewers' 10-day injured list with a right index finger contusion.
- On 3/19 was signed by the Brewers to a minor league contract.
- On 5/10 was designated for assignment...2 days later was outrighted to Class AAA Nashville.
- Was designated for assignment again on 6/21 but refused the outright assignment and elected free agency.
- On 6/29 was signed by the Indians to a minor league contract...on 8/2 was released.
- On 8/7 was signed by the Mets to a minor league contract...following the season was declared a minor league free agent.
- On 2/20/22 was signed by the Reds to a minor league camp...was invited to 2022 early minor league spring training camp and Major League spring training camp.
- Made both of 2021 Major League apps for the Brewers.
- Started the 6-2 loss on 4/28 vs Mia (3ip, 1h, 4r, 3er, 5bb, 5k, 73 pitches)...the next day went on the 10-day IL with the right index finger injury.
- Pitched in relief in the 7-6 Brewers win on 6/20 at Coors Field (0.1ip, 3h, 3er, 2hr)...allowed a 2-run HR to C.J. Cron and a solo HR to Joshua Fuentes.

PERSONAL: Graduated from Bamberg-Ehrhardt High School in Bamberg, SC, where he played baseball and quarterback/linebacker on the football team...played baseball at Spartanburg Methodist and the University of Tennessee, where he was nicknamed "Bull"...for the majority of the 2017 season roomed with teammate Andrew Chafin in Chafin's 42-foot recreational vehicle...is an avid bass fisherman...was an alternate on the 2012 USA Baseball Collegiate National Team and appeared in 4 games.

GODLEY'S CAREER TRANSACTIONS

- Was selected by the Cubs in the 10th round of the 2013 first-year player draft.
- Was acquired by the Diamondbacks, along with RHP Jeferson Mejia, for C Miguel Montero, December 9, 2014.
- Was claimed off waivers by the Blue Jays, August 7, 2019.
- Was signed by the Tigers to a minor league contract, December 19, 2019; was released, July 13, 2020.
- Was signed by the Red Sox to a minor league contract, July 17, 2020.
- On 10-day injured list with a right elbow flexor strain, September 8-remainder of the season, 2020; was transferred to the 60-day injured list, September 19.
- Was signed by the Brewers to a minor league contract, March 19, 2021.
- On 10-day injured list with a right index finger contusion, April 29-5/9, 2021.
- Rejected an outright assignment and elected minor league free agency, June 24, 2021.
- Was signed by the Indians to a minor league contract, June 29, 2021; was released August 2, 2021.
- Was signed by the Mets to a minor league contract, August 7, 2021.
- Was signed by the Reds to a minor league contract and invited to Major League spring training camp, February 20, 2022.

Career Pitching

Yr	Club	W-L	ERA	G	GS	CG	SHO	SV	IP	H	R	ER	HR	BB	SO	WP	BK
13	AZL Cubs - R	0-0	9.00	1	0	0	0	0	1.0	2	1	1	0	0	1	0	0
	Boise - A	2-0	1.75	13	0	0	0	0	25.2	20	6	5	0	5	27	6	0
14	Kane County - A	1-1	1.84	11	0	0	0	7	14.2	9	3	3	0	7	24	2	0
	Daytona - A	3-2	3.57	29	0	0	0	8	40.1	40	21	16	3	17	52	5	0
15	Arizona	5-1	3.19	9	6	0	0	0	36.2	29	13	13	4	17	34	2	0
	Mobile - AA	2-1	4.07	7	5	0	0	0	24.1	21	12	11	2	10	12	0	0
	Visalia - A	8-3	2.27	14	12	0	0	0	75.1	64	26	19	3	19	78	2	0
16	Arizona	5-4	6.39	27	9	0	0	0	74.2	86	54	53	13	25	60	5	0
	Mobile - AA	2-5	3.83	8	8	1	0	0	49.1	48	27	21	4	11	31	6	0
	Reno - AAA	2-1	3.31	7	6	0	0	0	32.2	37	16	12	3	15	38	1	0
17	Arizona	8-9	3.37	26	25	0	0	0	155.0	124	61	58	15	53	165	13	0
	Reno - AAA	2-1	2.57	5	3	0	0	0	28.0	14	11	8	0	17	29	1	0
18	Arizona	15-11	4.74	33	32	0	0	0	178.1	177	103	94	16	81	185	17	1
19	Arizona	3-5	6.39	27	9	0	0	2	76.0	81	55	54	12	35	58	3	1
	Toronto	1-0	3.94	6	0	0	0	0	16.0	15	7	7	2	7	12	0	0
20	Boston	0-4	8.16	8	7	0	0	0	28.2	42	26	26	9	14	28	3	0
21	Milwaukee	0-1	16.20	2	1	0	0	0	3.1	4	7	6	2	5	5	2	1
	Columbus - AAA	1-2	6.00	6	6	0	0	0	24.0	30	19	16	5	11	18	3	0
	Syracuse - AAA	3-3	4.87	9	7	0	0	0	44.1	39	24	24	4	29	33	5	1
	Nashville - AAA	3-2	2.40	6	5	0	0	0	30.0	21	9	8	4	12	34	0	1
Major Totals		37-35	4.92	138	89	0	0	2	568.2	558	326	311	73	237	547	45	3
Minor Totals		29-21	3.33	116	52	1	0	15	389.2	345	175	144	28	153	377	31	2

Career Hitting

Yr	Club	AVG	G	AB	R	H	2B	3B	HR	RBI	SH	SF	HB	BB	SO	SB	CS	OBP	SLG	E
15	Arizona	.111	9	9	0	1	0	0	0	0	1	0	0	0	6	0	0	.111	.111	0
16	Arizona	.111	27	18	1	2	0	0	0	0	1	0	0	0	9	0	0	.111	.111	2
17	Arizona	.048	27	42	1	2	0	0	0	2	9	0	0	2	26	0	0	.091	.048	3
18	Arizona	.057	33	53	1	3	0	0	0	1	8	0	0	4	30	0	0	.123	.057	3
19	Arizona	.167	27	18	3	3	0	0	0	2	1	0	0	3	9	0	0	.286	.167	1
	Toronto	.000	6	1	0	0	0	0	0	0	0	0	0	1	0	0	0	.000	.000	1
21	Milwaukee	-	2	0	0	0	0	0	0	0	1	0	0	0	0	0	0	-	-	1
Major Totals		.078	131	141	6	11	0	0	0	5	21	0	0	9	81	0	0	.133	.078	11

SINGLE-SEASON CAREER HIGH STREAKS

Scoreless Streak By Game: 4g, 6/28-7/17, 2019; Scoreless Streak By Inning: 16.0, 7/27-8/8, 2017;
 Winning Streak: 4g, 6/10-6/26, 2018; Losing Streak: 4g, 9/3-9/23, 2018



HUNTER GREENE

@HunterGreene17

RHP

21

Age: 21 Ht.: 6-5 Wt.: 230 Bats: R Throws: R ML Service: 0.000

Born: 8/6/99 Birthplace: Los Angeles, CA Resides: Phoenix, AZ

Acquired: Was selected by the Reds in the first round (2nd overall) of the June 2017 first-year player draft. Was signed by Rick Ingalls.

Contract: Signed through the 2022 season and under team control through 2027.

CAREER HIGHLIGHTS

- Was selected by the Reds in the first round (2nd overall pick) of the June 2017 first-year player draft...was rated by MLB.com the best overall prospect and by *Baseball America* the best high school player in that draft...the Twins selected high school SS Royce Lewis with the No. 1 overall pick.
- SS Kurt Stillwell (1983) and INF Nick Senzel (2016), also selected with second overall picks, are the only other players to be drafted that high by the Reds.
- Heading into the 2017 draft, became the 13th high school athlete ever to appear on the cover of *Sports Illustrated*.
- Entered the 2022 season rated #35 on *Baseball America's* Top 100 Prospects List...Reds farmhands IF/OF Jose Barrero was at #33, LHP Nick Lodolo at #36 and IF Elly de la Cruz at #77.
- Entered the 2022 season rated the best prospect in the organization by MLB Pipeline and No. 2 in the system by *Baseball America*.
- In his first professional season in 2017, made 3 starts at pitcher and started 7 games as the designated hitter (7-30, .233, 2 2b, 1 3b, 3rbi)...was a shortstop in high school.
- In 2018, was the organization's Co-Minor League Pitcher of the Month for June and was selected by *Baseball America* as the best pitching prospect in the Midwest League.
- Pitched in the 2018 SiriusXM All-Star Futures Game at Wsh's Nationals Park...in that appearance threw 19 fastballs, all of which clocked at 100mph or faster and including one pitch that reached 103.1mph.
- Following the 2018 Futures Game, left his second second-half start for Class A Dayton (7/26 vs Ft. Wayne) with an injury to his right elbow that led to the April 2019 "Tommy John" surgery...during that game threw a pitch at 102mph, the fastest pitch ever recorded at Dayton's Fifth Third Field.
- Missed the 2019 season while recovering from 4/9/19 "Tommy John" surgery to repair the torn ulnar collateral ligament in his right elbow.
- Entered 2018 rated by MLB.com and *Baseball America* the second-best prospect in the Reds organization.
- Entered 2019 rated one of the organization's top prospects by *Baseball America* (#2) and MLB.com (#3)... was No. 57 on *Baseball America's* Top 100 list.
- Despite missing the previous season recovering from elbow surgery, entered 2020 rated the Reds' top prospect by both MLB.com and *Baseball America*...was No. 76 on *Baseball America's* Top 100 list.
- Entered 2021 rated by *Baseball America* the fifth-best prospect in the organization...was ranked No. 71 in MLB Pipeline's Top 100.
- In both 2017 and 2018, his fastball was rated the best in the organization and in the Midwest League.
- Following his first professional season in 2017, attended a leadership program at West Point.
- Is a regular participant in events at Major League Baseball's Urban Youth Academy in Compton, CA.

BASEBALL AMERICA'S TOP 10 REDS PROSPECTS

1. Jose Barrero, IF/OF
2. Hunter Greene, RHP
3. Nick Lodolo, LHP
4. Elly De La Cruz, IF
5. Matt McLain, IF
6. Austin Hendrick, OF
7. Jay Allen, OF
8. Rece Hinds, IF
9. Graham Ashcraft, RHP
10. Bryce Bonnin, RHP

2021 SEASON

- Was rated #41 on *Baseball America's* most recent Top 100 Prospects List (SS Jose Barrero #21, LHP Nick Lodolo #23).
- Spent the season at Class AA Chattanooga and Class AAA Louisville, where in 21 starts combined he went 10-8, 3.30 (106.1ip, 139k).
- Began the season at Chattanooga, where in 7 starts he went 5-0, 1.98 (41ip, 60k) until he was promoted to Louisville on 6/15.
- In 14 starts for the Bats, in his first stint above Class AA, went 5-8, 4.13 (65.1ip, 79k).
- Made his last appearance of the season in a 3-0 loss vs Indianapolis on 9/12 (4ip, 4h, 3r, 1er, 1bb, 3k, 1hr, 75pch)...didn't pitch again the rest of the season after reaching his innings limit.
- At the time of his 6/15 promotion from Chattanooga to Louisville ranked second in the minor leagues in strikeouts, wins and strikeouts per 9 innings (13.17).
- In his first Class AAA inning, on 6/17 at Omaha, struck out the side but also allowed 3 HR...threw a pitch recorded at 104.3mph...per Statcast, only 5 Major League pitchers ever reached a pitch speed of 104mph, and only Aroldis Chapman and Jordan Hicks had thrown pitches faster than Greene's 104.3mph.
- Entered the season rated by *Baseball America* the fifth-best prospect in the organization...was ranked No. 71 in MLB Pipeline's Top 100.
- On 11/19 was added to the Reds' 40-man roster, along with OF Allan Cerda, RHP Alexis Diaz, RHP Daniel Duarte and RHP James Marinar.

2020 SEASON

- On 7/22 was assigned to the 60-man player pool roster and spent the regular season at the alternate training site.
- Was not on the Reds' 40-man Postseason roster.
- Despite missing the previous season recovering from elbow surgery, entered 2020 rated the Reds' top prospect by both MLB.com and *Baseball America*...was No. 76 on *Baseball America's* Top 100 list.

PERSONAL: Graduated from Notre Dame High School in Sherman Oaks, CA...other notable Notre Dame High graduates include Giancarlo Stanton, Pat Gillick, Kirsten Dunst, Jerry Mathers, Rami Malek, Donald Gibb, Dave Navarro, Ed Begley Jr. and Rachel Bilson...in his high school career posted a 1.62 ERA over 121.1 innings while striking out 30 percent of the batters he faced...as a senior went 3-0, 0.75 in 5 apps (28ip, 4bb, 43k)... as a shortstop, hit .324 with 6 HR 28 RBI, 6 doubles, 2 triples, 23 runs scored, a .374 on-base percentage and a .598 slugging percentage...prior to his senior season, was named first-team Rawlings Perfect Game All-America and first-team California All-Region...as a junior attended MLB's Youth Academy in Compton and hit .419 while finishing 5-3, 1.63 on the mound...follow on Twitter @HunterGreene17.

GREENE'S CAREER TRANSACTIONS

- Was selected by the Reds in the first round (2nd overall) of the June 2017 first-year player draft. Was signed by Rick Ingalls.
- On Dayton's 7-day disabled list with a torn ulnar collateral ligament in his right elbow, August 4-remainder of the season, 2018.
- On Daytona's 7-day injured list recovering from April 9 right elbow surgery, entire 2019 season.

Career Pitching

Yr	Club	W-L	ERA	G	GS	CG	SHO	SV	IP	H	R	ER	HR	BB	SO	WP	BK
17	Billings - R	0-1	12.46	3	3	0	0	0	4.1	8	7	6	0	1	6	1	0
18	Dayton - A	3-7	4.48	18	18	0	0	0	68.1	66	35	34	6	23	89	6	0
19	Daytona - A																
21	Chattanooga - AA	5-0	1.98	7	7	0	0	0	41.0	27	9	9	2	14	60	2	0
	Louisville - AAA	5-8	4.13	14	14	0	0	0	65.1	59	35	30	11	25	79	2	0
	Minor Totals	13-16	3.97	42	42	0	0	0	179.0	160	86	79	19	63	234	11	0



VLADIMIR GUTIERREZ

RHP

53

Age: 26 **Ht.:** 6-1 **Wt.:** 205 **Bats:** R **Throws:** R **ML Service:** 0.127

Born: 9/18/95 **Birthplace:** Havana, Cuba **Resides:** Veracruz, MX

Acquired: Was signed to a minor league contract, September 7, 2016. Was signed by Tony Arias, Chris Buckley and Bob Engle.

Contract: Signed through the 2022 season and under team control through 2027.

CAREER HIGHLIGHTS

- Was recognized by the Baseball Writers' Association of America with a third-place vote for the 2021 Jackie Robinson Award as the National League's Rookie of the Year, won by teammate 2B Jonathan India.
- In his first 3 professional seasons pitched in Class A Daytona in 2017, at Class AA Pensacola in 2018 and at Class AAA Louisville in 2019.
- Was rated by *Baseball America* one of the Reds' top prospects following the 2016 (9th), 2017 (9th), 2018 (7th) and 2020 (14th) seasons.
- In 2020 his changeup and curveball were rated by *Baseball America* the best in the organization.
- In 2018 his slider, changeup and control were rated by *Baseball America* the best in the organization.
- In 2019 tied for the International League lead in starts while ranking third in innings pitched.
- In 2018 at Class AA Pensacola, led Reds minor league pitchers in strikeouts (145) while ranking ninth in ERA (4.35).
- During showcases for scouts reportedly hit 97 miles per hour on the radar gun.
- Was Rookie of the Year of the 2013-2014 Cuban National Series season.
- In August 2014 was rated by *Baseball America* the 14th-best prospect in Cuba.
- In February 2015, while in Puerto Rico for the Caribbean Series, left the Cuban team to pursue a career in the Major Leagues.
- In 2017, 2019 and 2020 participated in the Reds' Major League spring training camps as a non-roster invitee...was added to the 40-man roster following the 2020 season.
- Was 1 of 6 players born in Cuba who participated in the Reds' 2019 Major League spring training camp (SS José Iglesias, RHP Raisel Iglesias, OF Yasiel Puig, RHP Odrisamer Despaigne, IF Alfredo Rodriguez).
- Following the 2019 and 2020 seasons played for Licey in the Dominican Winter League (12gs, 2-6, 3.40, 45ip, 37h, 17bb, 41k, 1.20whip, .220oba).

2021 JACKIE ROBINSON AWARD VOTING NATIONAL LEAGUE ROOKIE OF THE YEAR

Player	Club	1st	2nd	3rd	Pts
Jonathan India	Reds	29	1		148
Trevor Rogers	Marlins	1	26	3	86
Dylan Carlson	Cardinals		3	13	22
Patrick Wisdom	Cubs			5	5
Ian Anderson	Braves			3	3
Tyler Stephenson	Reds			2	2
Frank Schwindel	Cubs			2	2
David Bednar	Pirates			1	1
Vladimir Gutierrez	Reds			1	1

2021 SEASON

- Was recognized by the Baseball Writers' Association of America with a third-place vote for the Jackie Robinson Award as the National League's Rookie of the Year, won by teammate 2B Jonathan India.
- Was the third of 9 Reds players to make Major League debuts in 2021 (2B Jonathan India, RHP Ryan Hendrix, RHP Tony Santillan, IF Alejo Lopez, OF TJ Friedl, RHP Dauri Moreta, LHP Reiver Sanmartin, RHP Riley O'Brien).
- Wasn't promoted until 5/28 but still ranked among the National League's rookie leaders in wins (T1st w/ Atl's Ian Anderson), ERA (6th), strikeouts (6th), starts (4th), inning pitched (5th), opponents' batting average (5th, .263) and WHIP (7th, 1.41).
- In his first 16 starts through 8/22 went 9-4, 3.68 with all 11 of his quality starts and 11 starts of at least 6.0 innings.
- In his last 6 starts beginning 8/28 went 0-2, 9.43 without pitching into the sixth inning.
- Received votes for National League Rookie of the Month for August (6gs, 4-2, 2.80)...Cubs 1B Frank Schwindel (26g, .344, 6hr, 18rbi) won the August award.

- His streak of 6 consecutive quality starts from 7/27-8/22 was the longest by a Reds pitcher since Sonny Gray did it from 8/20-9/17, 2019 and the longest by a Reds rookie since Raisel Iglesias had 7 straight QS from 8/1-9/2, 2015...Dan Straily (7/2-8/7, 2016) was the last Reds pitcher to produce 7 consecutive quality starts.
- From 7/27-8/12 won 4 consecutive starts (4-0, 1.78), the longest streak by a Reds rookie since RHP Robert Stephenson won 4 straight starts from 8/19-9/5, 2017.
- His 5-game winning streak over 7 starts from 7/5-8/12 was the longest by a Reds rookie since Logan Ondrusek went 5-0 from 7/23-10/2, 2010 and the longest by a Reds rookie starting pitcher since Mike Leake won 5 straight from 4/22-6/5, 2010.
- On 5/28 was promoted from Class AAA Louisville to start at Wrigley Field in his Major League debut...in that 1-0 loss, allowed only a solo HR to David Bote leading off the top of the fifth inning...first career strikeout victim was Willson Contreras, his 14th batter...gametime temperature was 50 degrees with a wind chill of 45 degrees and the wind blowing in at 9 miles per hour.
- Until his 5/28 promotion spent the minor league season at Louisville, where he went 2-0, 2.65 in 3 starts (17ip, 9h, 5er, 7bb, 21k, 3hr, .153oba, 0.94whip).
- With a 10-2 win on 6/14 at Mil became the 19th Reds pitcher with at least 3 wins in his first 4 Major League starts, the first since Tom Shearn went 3-0 in 2007.
- Recorded 4 wins in his first 8 career starts...Brett Tomko (5, 1997) and Wayne Simpson (5, 1970) are the only Reds pitchers with more than 4 wins in their first 8 career starts.
- In the 7-5 loss on 6/19 at SD, left with the score tied at 5-5...was denied in his bid to become only the ninth pitcher in Reds history to earn at least 4 wins in his first 5 Major League starts (last, Tim Lincecum, 4-1 in September 1992).
- Earned his first career victory in the 4-2 win on 6/3 at StL...threw 31 pitches in the first inning (3h, 2r, 1bb, 1sb, 1bk)...after a 2-out walk to Matt Carpenter in the first, retired his next 10 batters until he walked José Rondón to lead off the fifth inning...overall, retired 13 of his last 15 batters (2 walks)...improved his career record to 1-1 in beating Adam Wainwright, whose career mark dropped to 170-103.
- On 6/9 vs Mil recorded his first career hit, an infield single off Brett Anderson.
- In the top of the sixth inning of his 7-1 win on 8/1 at Mets drew a bases-loaded walk off Miguel Castro for his only Major League RBI.
- Entered the season rated by *Baseball America* the 14th-best prospect in the organization.

2020 SEASON

- On 6/28 was suspended for 80 games after testing positive for Stanazolol, a performance-enhancing substance, in violation of the Minor League Drug Prevention and Treatment Program.
- Entered the season rated by *Baseball America* the player in the Reds' minor league system with the best curveball and best changeup.
- Entered the season rated by MLB.com the 11th-best prospect in the organization.
- Participated in his third Major League spring training camp (2017, 2019, 2020).
- On 11/20 was added to the 40-man roster, along with RHP Riley O'Brien and RHP Jared Solomon, and was placed on Major League Baseball's suspended list.
- Following the season played for Licey in the Dominican Winter League (5gs, 1-2, 3.71, 17ip, 15h, 5bb, 21k, 1.18whip, .231oba).

2019 SEASON

- Spent the season at Class AAA Louisville, where he tied for the International League lead in starts while ranking third in innings pitched...also ranked among the IL leaders in strikeouts (8th), opponents' batting average (.266, 6th) and WHIP (1.40, 7th).
- Among all Reds minor league pitchers ranked T2nd in starts, fourth in innings pitched, opponents' batting average (.266) and WHIP (1.40) and fifth in strikeouts.
- Was International League Pitcher of the Week for 8/12-8/18.
- On 8/15 vs Lehigh Valley, tied his career high with 10 strikeouts and produced his first professional home run (solo off Enyel De Los Santos).
- Following the season pitched for Licey in the Dominican Winter League (7gs, 1-4, 3.21, 28ip, 22h, 12bb, 20k).

SEASON HIGHLIGHTS

2018: At Class AA Pensacola led Reds minor league pitchers in strikeouts (145) while ranking ninth in ERA (4.35)...among Southern League pitching leaders ranked T2nd in starts (27) and third in both innings pitched (147.0) and strikeouts (145)...also led the SL in batters hit by a pitch (16) and balks (3, tied)...his slider, changeup and control were rated by *Baseball America* the best of any pitcher in the organization...on 1/9 was invited to 2019 Major League spring training camp, his second (2017)...**2017:** In his first full season in professional baseball made all 19 starts at Class A Daytona...in July spent 8 days on the disabled list with tightness in his lower back...entered the season rated by *Baseball America* the ninth-best prospect in the organization...**2016:** Was signed by the Reds in September and participated in his first organized workouts during the instructional league in Goodyear...on 12/9 was invited to 2017 Major League spring training camp.

GUTIERREZ' CAREER TRANSACTIONS

- Was signed by the Reds to a minor league contract, September 7, 2016. Was signed by Tony Arias, Chris Buckley and Bob Engle.
- On Daytona's disabled list with tightness in his lower back, July 15-22, 2017.
- Was suspended by Major League Baseball for 80 games after testing positive for Stanozolol, a performance-enhancing substance, in violation of the Minor League Drug Prevention and Treatment Program, June 28, 2020.
- Was reinstated from Major League Baseball's suspended list, April 25, 2021.

Career Pitching

Yr	Club	W-L	ERA	G	GS	CG	SHO	SV	IP	H	R	ER	HR	BB	SO	WP	BK
17	Daytona - A	7-8	4.46	19	19	0	0	0	103.0	108	54	51	10	19	94	4	2
18	Pensacola - AA	9-10	4.35	27	27	0	0	0	147.0	139	76	71	18	38	145	6	3
19	Louisville - AAA	6-11	6.04	27	*27	0	0	0	137.0	144	100	92	26	48	117	7	6
21	Louisville - AAA	2-0	2.65	3	3	0	0	0	17.0	9	5	5	3	7	21	0	0
	Cincinnati	**9-6	4.74	22	22	0	0	0	114.0	115	61	60	20	46	88	3	2
Major Totals		9-6	4.74	22	22	0	0	0	114.0	115	61	60	20	46	88	3	2
Minor Totals		24-29	4.88	76	76	0	0	0	404.0	400	235	219	57	112	377	17	11

^ In 2018 led the Southern League in hit batters (16) & tied for the SL lead in balks (3), * In 2019 tied for the International League lead in starts

** In 2021 tied for the lead in wins among National League rookies

Career Hitting

Yr	Club	AVG	G	AB	R	H	2B	3B	HR	RBI	SH	SF	HB	BB	SO	SB	CS	OBP	SLG	E
21	Cincinnati	.091	22	33	3	3	0	0	0	*1	7	0	0	2	14	0	0	.143	.091	2

* Only career RBI on 8/1/21 at Mets, bases-loaded walk off Miguel Castro

Career in Cuba

Yr	Club	W-L	ERA	G	GS	CG	SHO	SV	IP	H	R	ER	HR	BB	SO	WP	BK
2013-14	Pinar del Rio - CNS	5-5	3.90	27	3	0	0	2	67.0	65	37	29	3	40	44	5	0
2014-15	Pinar del Rio - CNS	3-5	2.45	25	0	0	0	13	51.1	37	20	14	2	19	49	2	0
Cuban National Series		8-10	3.27	52	3	0	0	15	118.1	102	57	43	5	59	93	7	0

NATIVES OF CUBA WHO PLAYED OR COACHED FOR REDS

Rafael Almedia, IF 1911-13	Joe Azcue, C 1960	Brayan Peña, C 2014-15
Armando Marsans, OF 1911-14	Leo Cardenas, IF 1960-68	Raisel Iglesias, P 2015-19
Mike Gonzalez, C 1914	Tony Gonzalez, OF 1960	José Iglesias, SS 2019
Manuel Cueto, IF/OF 1917-19	Cookie Rojas, IF 1962	Yasiel Puig, OF 2019
Adolfo Luque, P 1918-29	Tony Pérez, IF 1964-76, '84-86	Jose Barrero, SS 2020-2021
Pedro Dibut, P 1924-25	Chico Ruiz, IF 1964-69	Vladimir Gutierrez, RHP 2021
Tommy de la Cruz, P 1944	Mike de la Hoz, IF 1969	Cionel Pérez, LHP 2021
Vincente Amor, P 1957	Camilo Pasqual, P 1969	
Raul Sanchez, P 1957, '60	Pedro Ramos, P 1969	
Danny Morejon, OF 1958	Tony Menendez, P 1992	
Orlando Pena, P 1958-60	Jose Cardenal, coach.... 1993, 2002-03	
Mike Cuellar, P 1959	Osvaldo Fernandez, P 2000-01	
Reggie Otero, coach..... 1959-65	Aroldis Chapman, P 2010-15	
Rogelio Alvarez, IF 1960, '62	Yonder Alonso, 1B 2010-11	

Cardenas, Luque and Pérez are in the Reds Hall of Fame. **Pérez** is the only native of Cuba in the National Baseball Hall of Fame who played in the Major Leagues. Cooperstown Hall of Famers **P Martin Dihigo, P Jose Mendez** and **OF Cristobal Torriente** were born in Cuba but played in the Negro Leagues.



RYAN

@RyanHendrix11

RHP

HENDRIX

68

Age: 27 Ht.: 6-3 Wt.: 205 Bats: R Throws: R ML Service: 0.097

Born: 12/16/94 Birthplace: Lufkin, TX Resides: Livingston, TX

Acquired: Was selected in the fifth round of the June 2016 first-year player draft. Was signed by Byron Ewing.

Contract: Signed through the 2022 season and under team control through 2027.

CAREER HIGHLIGHTS

- Is the only Reds pitcher since 1893, when the pitcher's mound was moved to its current distance, to begin his Major League career with 5 hitless apps (3ip, 3bb, 5k)...courtesy @EliasSports.
- Was the organization's Minor League Pitcher of the Month for April 2019.
- In 2018 was a Florida State League All-Star and MiLB.com Organizational All-Star.
- In *Baseball America's* 2018 survey, his curveball was rated the best in the organization and best in the Florida State League...also was rated the FSL's best reliever.

2021 SEASON

- Was the second of 9 Reds players to make Major League debuts in 2021 (2B Jonathan India, RHP Vladimir Gutierrez, RHP Tony Santillan, IF Alejo Lopez, OF TJ Friedl, RHP Dauri Moreta, LHP Reiver Sanmartin, RHP Riley O'Brien).
- Is the only Reds pitcher since 1893, when the pitcher's mound was established at its current distance, to begin his Major League career with 5 hitless apps (3ip, 3bb, 5k)...became the first Major League pitcher to do it since Cle's Cam Hill started his career with 5 hitless apps in 2020.
- Was promoted on 4/23, before the minor league season started, and posted a 5-1 record in 36 relief apps for the Reds until he was optioned and assigned to the Taxi Squad on 7/29 to make room on the 26-man roster for RHP Mychal Givens, who was acquired from the Rockies.
- After that 5-2 road trip to Chc and NYM was sent to Louisville, where beginning 8/2 he spent the rest of the season.
- When sent to Louisville on 7/29, with 5 wins led the bullpen and ranked third on the staff behind starters Wade Miley (8) and Tyler Mahle (8).
- Pitched in each of the first 4 games following the All-Star break to become the first Reds pitcher to appear in a game on 4 consecutive days since Aroldis Chapman did it from 7/8-7/11, 2014.
- 5 times pitched on 2 consecutive days and once pitched on a career-high 4 straight days (7/16-7/19).
- Retired the first batter in 21 of his 36 apps...stranded 12 of 21 inherited runners, included the bases loaded in the fifth inning of the 6-2 win on 6/13 vs Col.
- On 4/23 was recalled from the Taxi Squad and that night at StL made his Major League debut with a perfect inning and 2 strikeouts.
- Entered his debut in the bottom of the sixth inning and struck out his first batter, Justin Williams...struck out Tommy Edman to end the inning...pitched in front of 15 family and friends who traveled to St. Louis to watch his debut.
- The historic hitless streak to begin his career was snapped in his sixth appearance, on 5/8 at Cle, when Andrés Giménez led off the bottom of the sixth inning with a bunt single that ignited a 3-run rally.
- In the 6-5 win 4/27 at Dodger Stadium, in his second Major League appearance earned his first Major League victory.
- On 5/20 vs SF recorded his only Major League plate appearance...trailing 10-0 in the third inning, grounded out off Johnny Cueto.

2020 SEASON

- Spent the summer at the alternate training site as part of the Reds' 60-player pool.
- Entered the season rated by MLB.com the 28th-best prospect in the organization.

2019 SEASON

- Missed most of the season with a right elbow strain.
- Combined to finish 4-0, 1.85 in 2 starts and 18 relief apps for Class AA Chattanooga and rookie AZL Reds.
- Was the Reds' Minor League Pitcher of the Month for April (8g, 3-0, 0.00, 10.1ip, 6h, 1r, 0er, 5bb, 15k).
- On 11/20 was added to the Reds' 40-man roster.

SEASON HIGHLIGHTS

2018: At Class AA Daytona was a Florida State League All-Star and MiLB.com Organizational All-Star...in a *Baseball America* survey, was rated the FSL's best reliever...**2017:** Went 5-5, 2.90 with 8 saves in 47 relief apps for Class A Dayton and Daytona...held opponents to a .211 BA...posted a 1.24 WHIP...**2016:** Following the season rated one of the organization's top prospects by *Baseball America* (24th) and MLB.com (30th).

PERSONAL: Began his high school career at Big Sandy High School in Dallardsville, TX, a town of about 200 people with a graduating class of about 42 students...prior to his senior year transferred to and graduated from Cypress Woods High School in Cypress, TX, near Houston...played at Texas A&M...in 2015 pitched for Team USA's collegiate national team...in a 2-0 USA victory on 7/1/15 in Cary, NC combined with Missouri's Tanner Houck (4ip) and Florida's A.J. Puk (4ip) to no-hit the Cuban national team...was the first time Cuba ever had been held hitless in an international game...father Matt played at San Jacinto Junior College.

HENDRIX' CAREER TRANSACTIONS

- Was selected by the Indians in the 17th round of the June 2013 first-year player draft. Did not sign.
- Was selected by the Reds in the fifth round of the June 2016 first-year player draft. Signed by Byron Ewing.
- On Chattanooga's injured list with a right elbow strain, May 2-August 1, 2019; included a rehabilitation assignment at AZL Reds, July 23-August 1.

Career Pitching

Yr	Club	W-L	ERA	G	GS	CG	SHO	SV	IP	H	R	ER	HR	BB	SO	WP	BK
16	Billings - R	0-0	5.19	6	0	0	0	0	8.2	11	5	5	0	5	5	1	0
	Dayton - A	3-1	3.04	15	0	0	0	0	26.2	21	9	9	0	8	31	10	0
17	Dayton - A	4-1	2.36	23	0	0	0	6	34.1	19	11	9	2	10	61	7	0
	Daytona - AA	1-4	3.58	24	0	0	0	2	27.2	29	15	11	4	19	27	4	0
18	Daytona - AA	4-4	1.76	44	0	0	0	12	51.0	38	19	10	2	26	79	10	0
19	Chattanooga - AA	3-0	2.33	16	0	0	0	2	19.1	14	6	5	0	8	23	1	0
	#AZL Reds - R	1-0	0.00	4	2	0	0	0	5.0	1	1	0	0	0	8	0	0
21	Cincinnati	5-1	5.97	36	0	0	0	0	31.2	33	23	21	8	16	35	6	0
	Louisville - AAA	0-1	8.62	16	0	0	0	0	15.2	15	17	15	4	9	15	0	0
Major Totals		5-1	5.97	36	0	0	0	0	31.2	33	23	21	8	16	35	6	0
Minor Totals		16-11	3.06	148	2	0	0	22	188.1	148	83	64	12	85	249	33	0

Injury rehab

Career Hitting

Yr	Club	AVG	G	AB	R	H	2B	3B	HR	RBI	SH	SF	HB	BB	SO	SB	CS	OBP	SLG	E
21	Cincinnati	.000	36	1	0	0	0	0	0	0	0	0	0	0	0	0	0	.000	.000	0

Only career plate appearance on 5/20/21 vs SF, grounded out off Johnny Cueto

SINGLE-SEASON CAREER HIGH STREAKS

Scoreless Streak By Game: 5g, 4/23-5/2, 2021; **Scoreless Streak By Inning:** 3.2ip, 6/21-6/28, 2021; **Winning Streak:** 3g, 6/13-7/11, 2021; **Losing Streak:** None



MIGUEL HERNÁNDEZ

INF
69

Age: 22 Ht.: 6-0 Wt.: 193 Bats: R Throws: R ML Service: 0.000

Born: 4/13/99 Birthplace: Maracay, VZ Resides: Tumero, VZ

Acquired: Was signed as a non-drafted free agent, July 10, 2015. Was signed by Jose Fuentes.

Contract: Signed through the 2022 season and under team control through 2027.

Non-Roster

CAREER HIGHLIGHTS

- On 3/19/22 was invited to his first Major League spring training camp.
- Spent the first part of 2022 spring training as 1 of 60 players invited to early camp.
- From 8/8-9/1, 2017 hit safely in 20 consecutive games, the longest hitting streak in the Arizona League that season.

HERNÁNDEZ' CAREER TRANSACTIONS

- Was signed as a non-drafted free agent, July 10, 2015. Was signed by Jose Fuentes.

Career Hitting

Yr	Club	AVG	G	AB	R	H	2B	3B	HR	RBI	SH	SF	HB	BB	SO	SB	CS	OBP	SLG	E
16	DSL Rojos - R	.245	64	237	35	58	8	1	1	23	2	3	1	35	37	7	6	.341	.300	29
17	DSL Rojos - R	.285	37	151	31	43	10	2	1	18	1	2	2	11	24	9	3	.337	.397	8
	AZL Reds - R	.314	32	140	20	44	4	3	1	12	0	0	1	4	18	1	1	.338	.407	8
18	Greenville - R	.301	60	219	29	66	11	3	2	29	1	2	0	13	37	2	1	.338	.406	13
	Billings - R	.083	7	24	4	2	0	0	0	2	0	0	0	3	2	0	0	.185	.083	2
19	Dayton - A	.245	127	445	47	109	22	2	5	43	9	4	1	25	94	7	3	.284	.337	28
21	Chattanooga - AA	.255	25	94	13	24	4	1	0	11	0	0	0	6	26	0	1	.300	.319	6
	Dayton - A	.267	71	262	25	70	14	0	2	37	0	3	2	19	49	6	2	.318	.344	15
Minor Totals		.265	423	1572	204	416	73	12	12	175	13	14	7	116	287	32	17	.315	.349	109


JEFF
HOFFMAN

@HOFF_23

RHP
23
Age: 29 **Ht.:** 6-5 **Wt.:** 235 **Bats:** R **Throws:** R **ML Service:** 3.105

Born: 1/8/93 **Birthplace:** Latham, NY **Resides:** Scottsdale, AZ

Acquired: From the Rockies, along with minor league RHP Case Williams, for RHP Robert Stephenson and minor league OF Jameson Hannah, November 25, 2020.

Contract: Was signed to a 1-year contract through the 2022 season, avoiding arbitration, March 22, 2022. Is under team control through 2024.

CAREER HIGHLIGHTS

- Was selected by the Blue Jays in the first round (9th overall) of the June 2014 first-year player draft...was rated the No. 13 prospect in that draft...became East Carolina University's highest pick in any MLB, NBA, NHL or NFL draft.
- Prior to that June 2014 draft, had "Tommy John" surgery to repair the torn ulnar collateral ligament in his right elbow after experiencing soreness during his final season at East Carolina University.
- In his first 4 Major League seasons made 38 of his 52 apps as a starter...in the last 2 seasons made 36 of his 47 apps in relief...overall in his career has posted ERAs of 5.68 in 49 starts and 6.92 in 50 relief apps.
- Recorded his only professional save in an 8-7 Rockies win on 8/26/20 at Ari.
- Made his Major League debut in 2016, just his second season as a professional, with 8 apps for the Rockies.
- In 2017 was the Pacific Coast League's Pitcher of the Week for 4/24-4/30.
- Participated in the 2016 SiriusXM All-Star Futures Game.
- At Class AAA Albuquerque, established a franchise record for career strikeouts with 371 and tied the club record with 69 career starts.
- Made his Major League debut in a 9-2 Rockies loss on 8/20/16 vs Cubs...first strikeout victim was Jorge Soler.
- In a 10-7 win on 5/11/17 vs LAD earned his first Major League victory to begin a streak of wins in 4 consecutive starts, a career high, from 5/11-6/10 (4-0, 2.10).

2021 SEASON

- Established career highs in apps...his .248 batting average against was the lowest of his career.
- From 5/27-7/20 missed 48 games while on the 10-day injured list with right shoulder soreness.
- Went 3-5, 5.20 in 11 starts and 0-0, 3.54 in 20 relief apps.
- In 9 of his 20 relief apps this season threw more than 1.0 inning...7 times threw at least 2.0 innings, including a season-high 2.2 innings in relief on 8/9 at Cle.
- Twice pitched on consecutive days, both times during the Reds' last homestand of the season.
- Retired the first batter in 14 of his 20 relief apps...stranded 5 of 10 inherited runners.
- Began the season in the Reds' starting rotation...started Game 3.
- Made each of his first 11 apps of this season in the starting rotation, a streak interrupted after the 10th appearance by a 55-day stint on the injured list with the right shoulder injury.
- With 1 out in the bottom of the second inning of the 5-3 loss on 5/26 at Wsh, left the game with a sore right shoulder...the next day, after an examination in Cincinnati and before that suspended game resumed in the bottom of the fourth inning, went on the 10-day injured list with a right shoulder impingement...was replaced on the active roster for the completion of the suspended game by LHP Cionel Pérez.
- From 6/22-7/7 made 4 rehab starts for Louisville (0-0, 1.76, 15.1ip, 11h, 4r, 3er, 3bb, 11k, 2hr), followed by a start for Dayton in a game eventually suspended by rain (3ip, 5h, 4er, 1bb, 5k, 3hr, 63 pitches).
- Came off the IL on 7/21 to start the 7-0 loss to the Mets...was assigned to the bullpen 2 days later, on 7/23, when RHP Vladimir Gutierrez rejoined the starting rotation.
- Threw 5.0 innings in his season debut, a 12-1 win vs StL in the third game of the season...became the first pitcher to throw at least 5.0 innings in his Reds debut since Tyler Mahle threw 5.0 innings on 8/27/17 vs Pit.
- In the 10-3 win on 4/16 vs Cle threw a season-high 6.0 innings, his longest outing since 6/4/19 for Col at Cubs (6ip)...went 29 apps and 13 starts between those 6-inning apps...in the third inning produced his third career RBI, a run-scoring single off Logan Allen that tied the game at 1-1.
- During spring training led Reds pitchers with 5 starts and 18.0 innings.

2020 SEASON

- For the Rockies made 16 apps, a single-season career-high in relief, during the shortened season.
- 8 times threw more than 1.0 inning, including a career-high 3.0 innings in relief on 8/8 at Sea.
- In that 5-0 win on 8/8 at Sea, allowed the only Mariners hit in the fifth combined 1-hitter in Rockies history.
- On 11/25 was traded to the Reds, along with minor league RHP Case Williams, for RHP Robert Stephenson and minor league OF Jameson Hannah.

PERSONAL: Attended Shaker High School in Latham, NY, where he lettered in baseball and basketball... his number was retired in 2017...majored in sports management at East Carolina University, where he was named to the ECU Director of Athletics Honor Roll in 2012 and to the All-Conference USA second team in 2013...follow on Twitter @HOFF_23 and on Instagram @JEFFHOFFMAN23.

HOFFMAN'S CAREER TRANSACTIONS

- Was selected by the Blue Jays in the first round (9th overall) of the June 2014 first-year player draft.
- Was acquired by the Rockies, along with SS Jose Reyes, RHP Miguel Castro and RHP Jesus Tinoco, for SS Troy Tulowitzki and RHP LaTroy Hawkins, July 27, 2015.
- On disabled list with right shoulder inflammation, March 26-April 27, 2018; included rehabilitation assignments at Lancaster, April 10-13 and at Albuquerque, April 14-27.
- Was acquired by the Reds, along with minor league RHP Case Williams, for RHP Robert Stephenson and minor league OF Jameson Hannah, November 25, 2020.
- On 10-day injured list with right shoulder soreness, May 27-July 20, 2021; included rehabilitation assignments at Louisville, June 22-July 15 and at Dayton, July 16-20.

Career Pitching

Yr	Club	W-L	ERA	G	GS	CG	SHO	SV	IP	H	R	ER	HR	BB	SO	WP	BK
15	Dunedin - A	3-3	3.21	11	11	0	0	0	56.0	59	20	20	4	15	38	6	0
	New Hampshire - AA	0-0	1.54	2	2	0	0	0	11.2	9	2	2	0	2	8	0	0
	New Britain - AA	2-2	3.22	7	7	0	0	0	36.1	27	14	13	3	10	29	1	0
16	Albuquerque - AAA	6-9	4.02	22	22	0	0	0	118.2	117	60	53	11	44	124	5	0
	Colorado	0-4	4.88	8	6	0	0	0	31.1	37	29	17	7	17	22	4	0
17	Albuquerque - AAA	3-3	4.71	10	10	0	0	0	49.2	44	31	26	3	19	47	8	0
	Colorado	6-5	5.89	23	16	0	0	0	99.1	106	66	65	15	40	82	2	0
18	#Lancaster - A	0-0	6.00	1	1	0	0	0	3.0	5	2	2	0	0	2	0	0
	Albuquerque - AAA	6-8	4.94	21	21	0	0	0	105.2	105	60	58	9	47	102	3	1
	Colorado	0-0	9.35	6	1	0	0	0	8.2	15	9	9	0	7	5	1	0
19	Albuquerque - AAA	6-8	7.70	17	16	0	0	0	85.1	105	73	73	19	30	98	5	2
	Colorado	2-6	6.56	15	15	0	0	0	70.0	77	51	51	21	34	68	2	0
20	Colorado	2-1	9.28	16	0	0	0	1	21.1	32	23	22	3	9	20	4	0
21	Cincinnati	3-5	4.56	31	11	0	0	0	73.0	70	41	37	12	45	79	9	0
	#Louisville - AA	0-0	1.76	4	4	0	0	0	15.1	11	4	3	2	4	20	1	0
	#Dayton - A	0-1	12.00	1	1	0	0	0	3.0	5	4	4	3	1	5	0	0
	Major Totals	13-21	5.96	99	49	0	0	*1	303.2	337	219	201	58	152	276	22	0
	Reds Totals	3-5	4.56	31	11	0	0	0	73.0	70	41	37	12	45	79	9	0
	Minor Totals	26-34	4.72	96	95	0	0	0	484.2	487	270	254	54	172	473	29	3

Injury rehab, * Only professional save on 8/26/20 at Ari (8-7 win)

Career Hitting

Yr	Club	AVG	G	AB	R	H	2B	3B	HR	RBI	SH	SF	HB	BB	SO	SB	CS	OBP	SLG	E
16	Colorado	.000	8	8	0	0	0	0	0	0	1	0	0	0	2	0	0	.000	.000	1
17	Colorado	.091	23	33	1	3	1	0	0	1	3	0	0	0	17	0	0	.091	.121	0
18	Colorado	.000	6	0	0	0	0	0	0	0	1	0	0	0	0	0	0	.000	.000	1
19	Colorado	.238	18	21	2	5	0	0	0	1	3	0	0	0	9	0	0	.238	.238	1
20	Colorado	---	16	0	0	0	0	0	0	0	0	0	0	0	0	0	0	---	---	0
21	Cincinnati	.133	32	15	1	2	0	0	0	1	1	0	0	0	3	0	0	.133	.133	3
	Major Totals	.130	103	77	4	10	1	0	0	3	9	0	0	0	31	0	0	.130	.143	6

SINGLE-SEASON CAREER HIGH STREAKS

Scoreless Streak By Game: 4g, 7/25-8/9, 2021; **Scoreless Streak By Inning:** 8.2, 7/21-8/9, 2021;
Winning Streak: 4g, 5/11-6/10, 2017; **Losing Streak:** 5g, 6/4-9/7, 2019



JONATHAN INDIA

@JonathanIndia

INF
6

Age: 25 Ht.: 6-0 Wt.: 200 Bats: R Throws: R ML Service: 1.000

Born: 12/15/96 Birthplace: Ft. Lauderdale, FL Resides: Coral Springs, FL

Acquired: Was selected in the first round (5th overall) of the June 2018 first-year player draft. Was signed by Sean Buckley.

Contract: Signed through the 2022 season and under team control through 2026.

CAREER HIGHLIGHTS

- Was selected by the Reds in the first round (5th overall) of the June 2018 first-year player draft...was signed by Sean Buckley.
- In 2021 was the consensus National League Rookie of the Year in voting of the Baseball Writers' Association of America, Major League Baseball Players Association, *Sporting News* and *Baseball Digest*...was *Baseball America's* Major League Rookie of the Year.
- Received 29 of 30 votes for the BBWAA's Jackie Robinson Award as NL Rookie of the Year.
- In voting of national media was the National League's Rookie of the Month for July 2021.
- Is the only rookie in Major League history to record in a season at least 20 HR (21), 20 HBP (league-high 23) and 10 stolen bases (12).
- His 5 leadoff home runs in 2021 are the most in a season by a Reds rookie.

2021 SEASON

- At 24 years old was the youngest player on the Reds' Opening Day roster.
- Received from the national chapter of the Baseball Writers' Association of America the prestigious Jackie Robinson Award as the National League's Rookie of the Year...earned 29 of 30 votes in becoming the seventh second baseman to win the award, joining Junior Gilliam (1953), Ken Hubbs (1962), Pete Rose (1963), Jim Lefebvre (1965), Ted Sizemore (1969) and Steve Sax (1982).
- In voting of his peers, received a Players Choice Award as the National League's Outstanding Rookie... in his name, the MLBPA donated a \$5,000 grant to the local Dragonfly Foundation.
- In voting of his peers, managers, coaches and team executives, was voted *Sporting News'* National League Rookie of the Year.
- Became the second Reds player named *Baseball Digest's* NL Rookie of the Year (Chris Sabo, 1988).
- Became the first Reds player named *Baseball America's* Major League Rookie of the Year.
- Along with teammate C Tyler Stephenson, was named to *Baseball America's* MLB All-Rookie Team and MLB Pipeline's All-Rookie Team.
- Was a finalist for the All-MLB team.
- Was 1 of 4 Reds players named a finalist for the Silver Slugger Award (1B Joey Votto, winner OF Nick Castellanos, OF Jesse Winker).

2021 AWARDS

BBWAA's Jackie Robinson Award, NL Rookie of the Year
 Players Choice Award, NL Outstanding Rookie
Sporting News' NL Rookie of the Year
Baseball Digest's NL Rookie of the Year
Baseball America's MLB Rookie of the Year
Baseball America's MLB All-Rookie Team
 MLB Pipeline's All-Rookie Team
 NL Rookie of the Month for July
 All-MLB Team Finalist
 Silver Slugger Award Finalist

BBWAA JACKIE ROBINSON AWARD, NL ROOKIE OF THE YEAR

Frank Robinson	1956	Pat Zachry	1976
Pete Rose	1963	Chris Sabo	1988
Tommy Helms	1966	Scott Williamson	1999
Johnny Bench	1968	Jonathan India	2021

SPORTING NEWS NL ROOKIE OF THE YEAR

Frank Robinson	1956	Lee May	1967
Ken Hunt	1961	Johnny Bench	1968
Pete Rose	1963	Bernie Carbo	1970
Billy McCool	1964	Tom Browning	1985
Tommy Helms	1966	Jonathan India	2021

BBWAA'S 2021 JACKIE ROBINSON AWARD VOTING NATIONAL LEAGUE ROOKIE OF THE YEAR

Player	Club	1st	2nd	3rd	Pts
Jonathan India	Reds	29	1		148
Trevor Rogers	Marlins	1	26	3	86
Dylan Carlson	Cardinals		3	13	22
Patrick Wisdom	Cubs			5	5
Ian Anderson	Braves			3	3
Tyler Stephenson	Reds			2	2
Frank Schwindel	Cubs			2	2
David Bednar	Pirates			1	1
Vladimir Gutierrez	Reds			1	1

- Was 1 of only 2 players in the Major Leagues, along with National League Most Valuable Player Bryce Harper, to produce at least 98 runs scored, 34 doubles, 21 HR, 12 SB and 71 walks...was the only player in baseball with those numbers plus 2 triples.
- Was the only rookie in Major League history to record in a season at least 20 HR (21), 20 HBP (league-high 23) and 10 stolen bases (12)...Bernie Carbo (21hr, 10sb in 1970) is the only other Reds rookie to produce at least 20 HR and 10 stolen bases in a season.
- Was only the second Reds rookie ever to record at least 98 runs scored and 57 extra- base hits, joining 1956 Rookie of the Year Frank Robinson (122r, 77xbh).
- Fell 2 runs shy in his bid to become just the fifth Reds rookie to score 100 runs in a season (Bug Holliday 1889, Evar Swanson 1929, Frank Robinson 1956, Pete Rose 1963).
- Among qualified rookie batters in the modern era, ranked third in franchise history in HR (21) and slugging percentage (.459), T3rd in extra-base hits (57) and fourth in runs scored (98) and OPS (.835).
- Became the ninth Reds second baseman with at least 20 HR in a season, the first since Scooter Gennett hit 23 homers in 2018.
- Led the Reds in games, runs scored and stolen bases and led team qualifiers in on-base percentage.
- His 38 multi-hit games were the most by a Reds rookie since Zack Cozart had 39 multi-hit games in 2012.
- Became the first Reds rookie to play in 150 games since CF Billy Hamilton in 2014 (152g), the first infielder since Joey Votto in 2008 (151g) and the first Reds second baseman with at least 150 apps since Pete Rose in 1963 (157g).
- Made all 144 starts and 148 defensive apps at 2B.
- Led all Major League rookies in games, on-base percentage (though Oak/Chc's Frank Schwindel led the NL), doubles, walks and runs scored while ranking second in OPS...also led National League rookies in RBI, extra-base hits (2nd in ML) and total bases.
- Among all National League batters ranked among the leaders in on-base percentage (5th), runs scored (8th), doubles (T8th), walks (9th).
- In the first inning ranked eighth in the National League in hitting (.322), sixth in OBP (.421) and 13th in slugging percentage (.556).
- Was hit by a pitch 23 times, the most in the National League and a club record for a Reds rookie (Frank Robinson, 20hbp, 1956)...Shin-Soo Choo holds the Reds' single-season record for number of times hit by a pitch (26, 2013).
- Was the National League's Rookie of the Month for July (.319, 7 2b, 4hr, 12rbi, .470obp, .527slg, .997ops), the eighth Reds player to win a monthly award (Adam Dunn, Austin Kearns, Josh Hamilton, Joey Votto, Todd Frazier, Billy Hamilton, Aristides Aquino in August 2019).
- Beginning 6/5 made each of his last 103 starts batting leadoff (105g, 109-398, .274, 31 2b, 17hr, 46rbi, 82r, .382obp)...the Reds went 55-48 (.534) in those 103 starts.
- Produced 5 leadoff HR, the most in a season ever by a Reds rookie (7/20 vs NYM off Robert Stock, 7/30 at NYM off Carlos Carrasco, 8/5 vs Pit off Wil Crowe, 8/15 at Phi off Aaron Nola, 9/7 at Cubs off Adrian Sampson)...the single-season club record for leadoff HR is 8 (Kal Daniels, 1987).

2021 NATIONAL LEAGUE BATTING LEADERS, ROOKIES

Jonathan India		Tyler Stephenson	
1st, 69	RBI	45, 6th	
1st, 34 *	2B	21, 4th	
1st, 57 ^	XBH	31, 7th	
1st, 244	TB	151, 6th	
1st, 71 *	BB	41, 4th	
1st, 98 *	R	56, 5th	
2nd, .376 #	OBP	.366, 3rd	
2nd, .835 ^	OPS	.797, 4th	
2nd, 21	HR	10, T8th	
2nd, 143	H	100, 5th	
2nd, 12	SB	0, -	
3rd, .459	SLG	.431, 6th	
5th, .269	BA	.286, 2nd	

* Led Major League rookies, ^ 2nd in Major Leagues
Led ML rookies in OBP, Schwindel led NL in OBP

2021 NATIONAL LEAGUE BATTING LEADERS, ALL PLAYERS

Nick Castellanos		Joey Votto		Jonathan India	
OBP	16th (.362)	6th (.375)	5th (.376)		
Runs	T9th (95)	T39th (73)	8th (98)		
2B	4th (38)	T55th (23)	T8th (34)		
BB	T65th (41)	7th (77)	9th (71)		
OPS	4th (.939)	5th (.938)	18th (.835)		
BA	4th (.309)	24th (.266)	20th (.269)		
H	8th (164)	48th (119)	21st (143)		
XBH	3rd (73)	T17th (60)	T22nd (57)		
TB	5th (306)	19th (252)	28th (244)		
SLG	3rd (.576)	4th (.563)	29th (.459)		

MOST RECENT REDS TO MAKE

MAJOR LEAGUE DEBUTS ON OPENING DAY

Jonathan India 2021	Pokey Reese 1997
Shogo Akiyama 2020	Jacob Brumfield 1992
Barrett Astin 2017	Tim Layana 1990
Logan Ondrusek 2010	Chris Sabo 1988
Josh Hamilton 2007	Lloyd McClendon 1987
Scott Williamson 1999	Leo Garcia 1987

REDS WITH 2 HITS IN MLB DEBUT ON OPENING DAY

Jonathan India	* 2021	Jimmy Outlaw (3) 1937
Tony Gonzalez 1960	Ival Goodman 1935
Frank Robinson 1956	Billy Myers (3) 1935
Frank Baumholtz 1947	Lew Fonseca * 1921
Grady Hatton (3) 1946	John Kane 1907
Mike McCormick 1940	Mike Mitchell (4) 1907

* India & Fonseca are the only 2 second basemen

REDS WITH 2 HITS IN MLB DEBUT ON OPENING DAY & 2 HITS IN SECOND MLB APPEARANCE

Jonathan India (4)	... 2021	Jimmy Outlaw (5) 1937
--------------------	----------	------------------	------------

RBI BY REDS ROOKIES THROUGH APRIL

Jonathan India 14 RBI 2021
Joey Votto 13 RBI 2008
Josh Hamilton 13 RBI 2007
Grady Hatton 10 RBI 1946

Since RBI became an official statistic in 1920

ML rookie record is held by **José Abreu**, 31 RBI in 2014

Courtesy @EliasSports

- Beginning 6/1 started 106 of the Reds' last 111 games, including a season-high streak of 34 consecutive games snapped in Game 161...played in the season finale.
- Was the first of 9 Reds players to make Major League debuts in 2021 (RHP Ryan Hendrix, RHP Vladimir Gutierrez, RHP Tony Santillan, IF Alejo Lopez, OF TJ Friedl, RHP Dauri Moreta, LHP Reiver Sanmartin, RHP Riley O'Brien).
- Became the first Reds player to make his Major League debut on Opening Day since OF Shogo Akiyama did it in 2020 (PH/LF), the first Reds infielder to debut since SS Pokey Reese in 1997, the first Reds infielder to debut in a start on Opening Day since 3B Chris Sabo in 1988 and the first Reds second baseman to make his Major League debut in a start on Opening Day since Pete Rose in 1963.
- Became the 12th Reds player to record at least 2 hits on Opening Day while making his Major League debut...is the first to do it since Tony Gonzalez in 1960 and only the Reds' second 2B to do it (Lew Fonseca, 1921).
- Joined Jimmy Outlaw as the only players in Reds history to produce at least 2 hits in their Major League debuts on Opening Day and then at least 2 hits in their second apps... in 1937, Outlaw had 3 hits in his debut and 2 hits in Game 2...India went 2-for-4 on Opening Day, 2-for-3 in his second appearance and then 1-for-4 in Game 3.
- His 14 RBI were the most ever by a Reds rookie through the month of April, 1 more than Joey Votto (13rbi in 2008) and Josh Hamilton (13rbi in 2007).
- Produced 10 RBI in his first 6 apps, tied for fifth-most in Major League history by a player in his first 6 career apps behind only Dale Alexander (13 RBI in 1939), Trevor Story (12 in 2016), Nico Hoerner (11 in 2019) and Mandy Brooks (11 in 1925)... the RBI became an official statistic in 1920.
- Began his Major League career with a 6-game hitting streak (10-21, .476, 1 3b, 10rbi), all at Great American Ball Park and including 3 multi-hit games...was the longest hitting streak by a Reds player to begin his Major League career since Zack Cozart hit safely in each of his first 7 apps of the 2011 season.
- In the eighth inning of the 10-inning, 14-11 loss on 4/22 vs Ari hit the first home run of his career, a solo shot off Yoan López that tied the score at 8-8...was the Reds' sixth homer of the game.
- Left the 5-2 loss on 4/25 at StL in the middle of the sixth inning after he was hit on the batting helmet ear flap by a Jack Flaherty pitch...his HBP led to umpire warnings to both benches, which led to the ejection of Reds manager David Bell.
- In the Reds' 8-run eighth inning on 5/13 at Coors Field (13-8 loss) produced 2 hits, a single off Lucas Gilbreath that snapped a season-high 0-for-19 skid and a 3-run HR off Mychal Givens...also scored twice...became the first Reds batter with 2 hits in the same inning since 2018 (5x, Eugenio Suárez last on 9/8 vs SD, 2nd inning).
- In the 11-inning, 15-11 loss on 7/19 vs NYM became only the second Reds rookie since 1900 to reach base safely 6 times in a game (1B, 2B, 3 BB, 1 HBP), joining Hall of Famer Barry Larkin (9/10/1986 at SF, 4h, 2bb)...the last Reds batter to reach base safely 6 times was Phillip Ervin, who had 6 hits on 7/13/19 at Coors Field.
- In the 6-2 win 7/30 at NYM became the sixth rookie in Reds history to homer twice in a game from the leadoff spot, joining Gary Redus (5/2/1983 at Phi), Eric Davis (9/4/1984 at SF), Kal Daniels (8/8/1986 vs LAD), Jay Bruce (7/2/2008 vs Pit) and Nick Senzel (5/6/2019 SF)...was India's first career multi-homer game.
- In the 6-0 win on 8/27 at Mia went 0-for-5, his only appearance in which he went hitless in more than 4 at bats.
- Missed 2 games, on 4/30 and 5/1 vs Cubs, while on the injured list.
- Earned his spot on the Opening Day roster with a standout spring training, when he led the Reds in apps (22), runs (12), total bases (29) and plate apps (59) while tying for the team lead in hits (15) and HR (3).

**BASEBALL AMERICA'S
MLB ROOKIE OF THE YEAR AWARD**

1989	Gregg Olson, RHP, Orioles
1990	Sandy Alomar Jr., C, Indians
1991	Jeff Bagwell, 1B, Astros
1992	Pat Listach, SS, Brewers
1993	Mike Piazza, C, Dodgers
1994	Raul Mondesi, OF, Dodgers
1995	Hideo Nomo, RHP, Dodgers
199	Derek Jeter, SS, Yankees
1997	Nomar Garciaparra, SS, Red Sox
1998	Kerry Wood, RHP, Cubs
1999	Carlos Beltran, OF, Royals
2000	Rafael Furcal, SS/2B, Braves
2001	Albert Pujols, IF/OF, Cardinals
2002	Eric Hinske, 3B, Blue Jays
2003	Brandon Webb, RHP, D-Backs
2004	Khalil Greene, SS, Padres
2005	Huston Street, RHP, Athletics
2006	Justin Verlander, RHP, Tigers
2007	Ryan Braun, 3B, Brewers
2008	Geovany Soto, C, Cubs
2009	...	Andrew McCutchen, OF, Pirates
2010	Jason Heyward, OF, Braves
2011	Jeremy Hellickson, RHP, Rays
2012	Mike Trout, OF, Angels
2013	Jose Fernandez, RHP, Marlins
2014	Jose Abreu, 1B, White Sox
2015	Kris Bryant, 3B, Cubs
2016	Corey Seager, SS, Dodgers
2017	Aaron Judge, OF, Yankees
2018	...	Shohei Ohtani, RHP/DH, Angels
2019	Pete Alonso, 1B, Mets
2020	Tony Gonsolin, RHP, Dodgers
2021	Jonathan India, 2B, Reds

**BASEBALL AMERICA'S
2021 MLB ALL-ROOKIE TEAM**

C	Tyler Stephenson, Reds
1B	Bobby Dalbec, Red Sox
2B	Jonathan India, Reds
3B	Patrick Wisdom, Cubs
SS	Wander Franco, Rays
OF	Randy Arozarena, Rays
OF	Adolis García, Rangers
OF	Dylan Carlson, Cardinals
DH	Ryan Mountcastle, Orioles
SP	RHP Ian Anderson, Braves
SP	RHP Luis Garcia, Astros
SP	RHP Alex Manóah, Blue Jays
SP	LHP Shane Bieber, Cleveland
SP	RHP Trevor Rogers, Marlins
RP	RHP Emanuel Clase, Indians

- Was 1 of 18 players invited to early minor league camp, then on 3/12 officially was added to the Major League spring training camp roster.
- Entered the season rated by *Baseball America* the Reds' third-best prospect.

2020 SEASON

- Attended his first Major League spring training camp.
- Spent the season at the alternate training site as part of the 60-player pool.
- Entered the season rated by *Baseball America* the second-best prospect in the organization and the 18th-best prospect in the Florida State League...was rated by MiLB.com the organization's third-best prospect.

2019 SEASON

- At Class A Daytona and Class AA Chattanooga, ranked among the Reds' minor league leaders in walks (59, 2nd), runs scored (74, 2nd), HR (11, T9th), hits (111, T9th) and total bases (172, 10th).
- The mid-season Florida State League All-Star was rated by *Baseball America* the league's best defensive third baseman.
- Following the season played for Glendale in the Arizona Fall League (18g, .133, 1 2b, 1 3b, 3hr, 10rbi, 1sb).
- Entered the season, after just 44 professional games, rated by both *Baseball America* and MiLB.com the Reds' fourth-best prospect.

PERSONAL: Graduated from American Heritage High School in Delray Beach, Florida...at the University of Florida became just the 12th player in school history to amass in his career 20 or more home runs, 100 or more RBI and 30 or more stolen bases...as a junior at Florida was named 2018 SEC Player of the Year after batting .365 with 16 HR, 40 RBI and 11 stolen bases in 54 regular season games...that season, led the SEC with a .506 on-base percentage and a .730 slugging percentage, was a semi-finalist for the prestigious Golden Spikes Award and the Dick Howser Trophy and was named to several All-America first teams (ABCA, *Baseball America*, D1baseball.com, NCBWA, Perfect Game)...played primarily third base for the Gators but also made several apps at shortstop...in 2016 and 2017 played for the Harwich Mariners in the Cape Cod League...his mother, Elizabeth, was born in Colombia and lived there until she moved to the United States while in high school.

MULTI-HOMER GAMES (1)	
Date	Pitchers
7/30/21 at NYM C. Carrasco, A. Banda

LEADOFF HOME RUNS (5)	
Date	Pitcher
9/7/21 at Chc Adrian Sampson
8/15/21 at Phi Aaron Nola
8/5/21 vs Pit Wil Crowe
7/30/21 at NYM Carlos Carrasco
7/20/21 vs NYM Robert Stock

Jonathan India is the only rookie in Reds history with 5 leadoff home runs in a season. **Nick Senzel** (3 in 2019), **Zack Cozart** (4 in 2012) and **Drew Stubbs** (3 in 2009) are the only other Reds rookies with at least 3 leadoff HR in a season.

INDIA'S CAREER TRANSACTIONS

- Was selected by the Brewers in the 26th round of the June 2015 first-year player draft. Did not sign.
- Was selected by the Reds in the first round (5th overall) of the June 2018 first-year player draft. Was signed by Sean Buckley.
- On injured list, April 30-May 1, 2021.

CAREER FIELDING								
Pos.	Pct.	G	PO	A	E	TC	DP	PB
2B	.976	148	269	336	15	620	78	-

Career Hitting

Yr	Club	AVG	G	AB	R	H	2B	3B	HR	RBI	SH	SF	HB	BB	SO	SB	CS	OBP	SLG	E
18	Greeneville - R	.261	14	46	11	12	2	1	3	12	0	0	1	15	12	1	0	.452	.543	2
	Billings - R	.250	3	8	1	2	0	0	0	0	0	0	2	0	4	0	1	.400	.250	0
	Dayton - A	.229	27	96	17	22	7	0	3	11	0	0	3	13	28	5	0	.339	.396	2
19	Daytona - A	.256	87	317	50	81	15	5	8	30	0	4	9	37	84	7	5	.346	.410	12
	Chattanooga - AA	.270	34	111	24	30	3	0	3	14	0	4	8	22	26	4	0	.414	.378	7
21	Cincinnati	.269	*150	532	*98	143	*34	2	21	+69	1	4	^23	*71	141	12	3	*,376	.459	15
Major Totals		.269	150	532	98	143	34	2	21	69	1	4	23	71	141	12	3	.376	.459	15
Minor Totals		.254	165	578	103	147	27	6	17	67	0	8	23	87	154	17	6	.369	.410	23

* Led all Major League rookies in games, runs scored, doubles, walks and on-base percentage
 + Led National League rookies in RBI, extra-base hits (57) and total bases (244)
 ^ Led all National League players in HBP

SINGLE-SEASON CAREER HIGH STREAKS
Hitting Streak: 6g, 4/1-4/7 & 8/1-8/7, 2021; **Hitless Streak:** 19ab, 4/24-5/13, 2021



ANDREW KNAPP

@theknappyboy5

C

35

Age: 30 Ht.: 6-1 Wt.: 184 Bats: S Throws: R ML Service: 5.000

Born: 11/9/91 Birthplace: Roseville, CA Resides: El Dorado Hills, CA

Acquired: Was signed to a minor league contract and invited to 2022 Major League spring training camp, December 1, 2021.

Contract: Signed through the 2022 season and under team control through 2022.

Non-Roster

CAREER HIGHLIGHTS

- Last name is pronounced nap.
- In each of the last 5 seasons (2017-2021) was on the Phillies' Opening Day roster.
- On 4/6/17 vs the Reds at Great American Ball Park started behind the plate in his Major League debut (0-2, 2bb, 2k).
- On 4/9/17 vs Wsh doubled off Stephen Strasburg for his first Major League hit.
- On 4/20/17 at NYM collected his first career RBI.
- On 4/29/17 at LAD hit his first career home run (solo off Chris Hatcher).
- Committed his first error on 6/28/17 at Sea, in his 31st career appearance...was the first Phillies catcher to begin his Major League career with a 30-game errorless streak since Joe Lonnett's 61-game streak from 4/22/56 - 9/13/57.
- On 7/8/18 at Pit became the first Phillies catcher in the live ball era (since 1920) to start a game batting leadoff.
- On 9/6/20 at NYM homered off RHP Jacob deGrom...became the first Major League batter ever to double, triple and homer off deGrom.
- In 2016 was a mid-season International League All-Star.
- In 2015 received the Paul Owen Award as the best player in the Phillies' minor league system.
- Also in 2015 was a mid-season Florida State League, Arizona Fall League Rising Star & All-Star, MiLB.com Eastern League & Phillies Player of the Month for August, Eastern League Player of the Week for 8/3-8/9 and Florida State League Player of the Week for 4/27-5/3.
- Has 2 career walkoff hits, including a pinch-hit home run off Wsh's Justin Miller in the 13th inning of a 4-3 win on 7/1/18 and an RBI-single off SF's Wandy Peralta in the ninth inning of a 6-5 win on 4/21/21.
- On 10/4/13 had "Tommy John" surgery to repair the torn ulnar collateral ligament in his right elbow.

PINCH-HIT HOME RUNS (1)

Date	Pitcher
7/1/18 for Phi vs Wsh *	Justin Miller
* Walkoff HR	

WALKOFF HOME RUNS (1)

Date (Inning)	Pitcher
7/1/18 for Phi vs Wsh (13th) * ...	Justin Miller
* Pinch-hit HR	

2021 SEASON

- Made his fifth career Opening Day roster.
- In his season debut on 4/4 vs Atl produced an exit velocity of 111.6 MPH on a home run off Ian Anderson... was the hardest hit ball of his career.
- On 4/20 vs SF made his only professional appearance at 2B...entered the game as part of a double switch in the top of the eighth inning of the 10-7 Phillies loss.
- In the ninth inning of the 6-5 win on 4/21 vs SF produced his second career walkoff hit, an RBI-single off Wandy Peralta.
- In the 11-1 loss on 7/4 vs SD became the first Phillies catcher to make a pitching appearance since Al Lakeman did it on 7/20/48 at Pit...threw 4 pitches while facing just 1 batter, induced Wil Myers to ground out and end the Padres' 6-run ninth inning.
- From 7/29-8/1 was on the paternity list while celebrating the birth of son Brady.

PERSONAL: In 2010 graduated from Granite Bay (CA) High School, where he played baseball and football... as a junior in 2009 was named the Sierra Foothill League's Most Valuable Player in baseball...attended the University of California, Berkeley...his father, Mike, was drafted by the Angels in 1986 and played 11 years in the minor leagues...his brother, Aaron, was selected by the Marlins in the eighth round of the June 2016 first-year player draft.

KNAPP'S CAREER TRANSACTIONS

- Was selected by the Athletics in the 41st round of the June 2010 draft. Did not sign.
- Was selected by the Phillies in the second round (53rd overall) of the June 2013 first-year player draft. Was signed by Joey Davis.
- On disabled list with a right hand contusion, August 4-September 11, 2017.
- On 7-day concussion injured list, June 19-25, 2021.
- On injured list, August 27-September 11, 2021; included a rehabilitation assignment at Lehigh Valley, September 7-11.
- Elected free agency, November 5, 2021.
- Was signed by the Reds to a minor league contract with an invitation to 2022 Major League spring training camp, December 1, 2021.

CAREER FIELDING									
Pos.	Pct.	G	PO	A	E	TC	DP	PB	
C	.990	225	1681	99	18	1798	11	20	
1B	1.000	10	20	0	0	20	3	-	
2B	1.000	* 1	0	1	0	1	1	-	
P	---	^ 1	0	0	0	0	0	-	

* Only appearance at 2B on 4/20/21 for Phi vs SF (8th & 9th innings)
 ^ Only appearance at P on 7/4/21 for Phi vs SD (9th inning)

Career Hitting

Yr	Club	AVG	G	AB	R	H	2B	3B	HR	RBI	SH	SF	HB	BB	SO	SB	CS	OBP	SLG	E
13	Williamsport - A	.253	62	217	30	55	* 20	0	4	23	0	1	7	22	57	7	5	.340	.401	4
14	Clearwater - A	.157	23	83	7	13	1	0	1	7	0	0	2	5	26	1	0	.222	.205	0
	Lakewood - A	.290	75	283	39	82	19	4	5	25	0	2	2	27	71	3	3	.354	.438	5
15	Clearwater - A	.262	63	244	38	64	14	3	2	28	0	1	7	29	63	0	1	.356	.369	6
	Reading - AA	.360	55	214	39	77	21	2	11	56	0	3	2	22	43	1	0	.419	.631	1
16	Lehigh Valley - AAA	.266	107	403	55	107	24	1	8	46	0	1	2	37	107	2	2	.330	.390	7
17	Philadelphia	.257	56	171	26	44	8	1	3	13	0	2	0	31	56	1	0	.368	.368	4
18	Lehigh Valley - AAA	.250	6	20	2	5	1	0	0	1	0	0	0	5	6	0	0	.400	.300	1
	Philadelphia	.198	84	187	19	37	6	2	4	15	1	1	2	24	75	1	0	.294	.316	8
19	Philadelphia	.213	74	136	12	29	9	0	2	8	3	0	3	18	51	0	0	.318	.324	3
20	Philadelphia	.278	33	72	9	20	4	1	2	15	0	1	1	15	19	0	0	.404	.444	2
21	#Lehigh Valley - AAA	.125	3	8	2	1	0	0	0	0	0	0	0	4	4	0	0	.417	.125	0
	Philadelphia	.152	62	145	13	22	3	0	2	11	1	1	2	10	61	0	0	.215	.214	1
Major Totals		.214	309	711	79	152	30	4	13	62	5	5	8	98	262	2	0	.314	.322	18
Minor Totals		.274	394	1472	212	404	100	10	31	186	0	8	22	151	377	14	11	.349	.419	24

Injury rehab, * Tied for league lead

Career Pitching

Yr	Club	W-L	ERA	G	GS	CG	SHO	SV	IP	H	R	ER	HR	BB	SO	WP	BK
21	Philadelphia	0-0	0.00	* 1	0	0	0	0	0.1	0	0	0	0	0	0	0	0
Major Totals		0-0	0.00	1	0	0	0	0	0.1	0	0	0	0	0	0	0	0

* 7/4/21 for Phi vs SD (ninth inning, 11-1 loss, Wil Myers 5-3)

SINGLE-SEASON CAREER HIGH STREAKS

Hitting Streak: 7g, 6/22-7/6, 2018; **Hitless Streak:** 18ab, 6/16-7/12, 2019



MARK
KOLOZSVARY **47** **C**

Age: 26 Ht.: 5-8 Wt.: 185 Bats: R Throws: R ML Service: 0.014

Born: 9/4/95 Birthplace: Eustis, FL Resides: Tavaras, FL

Acquired: Was selected by the Reds in the seventh round of the June 2017 first-year player draft. Was signed by Sean Buckley.

Contract: Signed through the 2022 season and under team control through 2027.

CAREER HIGHLIGHTS

- Last name is pronounced COLES-very.
- Helped lead Team USA to a silver medal in the Olympic Games Tokyo 2020...started all 6 games (.190, 4-21, 2rbi, 2bb, 9k, 1sb, 2r).
- Is rated by *Baseball America* the best defensive catcher among Reds minor leaguers.
- Following the 2018 season also was rated by *Baseball America* the best catcher in the system.
- Following the 2018 season played for the Scottsdale Scorpions in the prestigious Arizona Fall League (9g, .200, 6-30, 2 2b, 1rbi).

2021 SEASON

- On 9/20 and 9/21 was on the Reds' roster while C Tyler Stephenson missed 2 games during a brief stint on the injured list...did not play.
- Was his first appearance on the Reds' active roster.
- Spent the minor league season at Class AA Chattanooga (40g) and Class AAA Louisville (19g), his first action above Class A.
- In 59 apps for the Lookouts and Bats combined to hit .221 (14 2b, 1 3b, 7hr, 28rbi).
- Was 1 of 18 players invited to early minor league spring training camp.
- In a "B" game on 3/6 vs Cle, homered off 2020 Cy Young Award winner Shane Bieber.
- Made 2 apps for the Reds in spring training "A" games (1g as PH, 1g at C).
- During the summer helped lead Team USA to a silver medal in the Olympic Games Tokyo 2020...started all 6 games behind the plate (.190, 4-21, 2rbi, 2bb, 9k, 1sb, 2r).

2020 SEASON

- On 7/22 was assigned to the alternate training site as part of the Reds' 60-player pool roster.
- Was not on the 40-man Postseason roster.
- Made 1 appearance for the Reds during spring training...in a split-squad game on 3/8 at Cubs, pinch hit and walked in his first appearance in a Major League spring training game.

PERSONAL: Graduated from Tavaras (FL) High School...played at the University of Florida, where he was a 2-year member of the SEC's academic honor roll.

KOLOZSVARY'S CAREER TRANSACTIONS

- Was selected by the Reds in the seventh round of the June 2017 first-year player draft. Was signed by Sean Buckley.

Career Hitting

Yr	Club	AVG	G	AB	R	H	2B	3B	HR	RBI	SH	SF	HB	BB	SO	SB	CS	OBP	SLG	E
17	Billings - R	.305	28	95	19	29	7	0	1	15	0	1	1	8	30	1	0	.362	.411	2
18	Dayton - A	.225	82	275	26	62	16	1	3	27	0	1	10	24	76	3	0	.310	.324	8
19	Daytona - A	.188	79	234	26	44	11	1	6	21	1	1	17	38	78	0	4	.341	.321	7
21	Chattanooga - AA	.233	40	146	33	34	12	0	6	26	0	0	4	20	53	0	0	.341	.438	1
	Louisville - AAA	.190	19	58	9	11	2	1	1	2	0	0	6	3	23	0	0	.299	.310	2
Minor Totals		.223	248	808	113	180	48	3	17	91	1	3	38	93	260	4	4	.330	.353	20



JOEL

KUHNEL

@JoelKuhnel

RHP

66

Age: 27 Ht.: 6-5 Wt.: 280 Bats: R Throws: R ML Service: 0.065

Born: 2/19/95 Birthplace: Goldsboro, NC Resides: Peoria, AZ

Acquired: Was selected by the Reds in the 11th round of the June 2016 first-year player draft. Was signed by Byron Ewing.

Contract: Signed through the 2022 season and under team control through 2027.

Non-Roster

CAREER HIGHLIGHTS

- Last name is pronounced COO-null.
- Entered the 2021 season rated by *Baseball America* the 29th-best prospect in the organization but missed most of the season while recovering from right shoulder surgery.
- In 2019, per *Baseball America* was voted by managers, scouts and executives the best reliever in the Southern League.
- In 2018 was a Florida State League All-Star.
- Following the 2019 season was invited to Major League Baseball's Rookie Career Development Program.

2021 SEASON

- Spent most of the season on the minor league 60-day injured list recovering from 10/7/20 surgery to repair the torn capsule in his right shoulder.
- On 9/7 was sent to Arizona Complex League Reds on a rehabilitation assignment...made 1 start and 3 relief apps in Goodyear.
- On 9/21 was reinstated from the injured list and assigned to Louisville, where he spent the rest of the minor league season.
- On 1/19/22 was invited to Major League spring training camp.

2020 SEASON

- Spent most of the season at the alternate training site as part of the Reds' 60-player pool.
- Made 1 appearance while on the roster from 8/8-8/11 and 2 more apps from 8/29-8/30.
- In Game 2 of the doubleheader on 8/29 vs the Cubs threw a scoreless top of the seventh inning, then was credited with the win when the Reds scored 2 runs for a 6-5 walkoff victory...was promoted between games of that doubleheader, when LHP Jesse Biddle went on the 10-day injured list.
- Retired the first batter in all 3 of his apps.
- Entered the season rated by MLB.com the 23rd-best prospect in the organization.
- Was not part of the Reds' 40-player Postseason pool.
- On 10/7 had surgery to repair the torn capsule in his right shoulder.
- On 10/26 cleared waivers and was outrighted to Louisville.

2019 SEASON

- Spent most of the season in the minor leagues, where in 41 apps for Chattanooga and Louisville he combined to finish 5-3, 2.18 with 14 saves in 18 chances.
- Among Southern League pitching leaders ranked seventh in saves (10).
- Per *Baseball America*, was voted by managers, scouts and executives the best reliever in the Southern League.
- In just his fourth professional season, in his Major League debut posted a 4.66 ERA in 11 apps for the Reds.
- Allowed a season-high 4 runs in the 14-0 loss on 8/24 at Pit (0.1ip)...season ERA in his other 10 apps was 0.96 (9.1ip, 1er).
- Didn't allow a run in any of his last 8 apps of the season (6.1ip, 3h, 3bb, 6k, .136baa).
- On 8/15 was promoted from Louisville as 1 of 4 roster moves (recalled RHP Matt Bowman, optioned to Louisville RHP Sal Romano, RHP Jared Hughes was claimed off waivers by the Phillies)...spent the rest of the season with the Reds.
- Made his Major League debut in the 13-4 loss on 8/16 vs StL...struck out his first batter, Yadier Molina... allowed a solo HR to Kolten Wong, his second batter.

- Became the fifth and last Reds player in 2019 to make his Major League debut (CF Nick Senzel, IF/OF Josh VanMeter, RHP Jimmy Herget, OF Brian O'Grady).
- In the 3-2 win on 9/21 vs NYM retired his only batter (Pete Alonso, 6-3) to end the eighth inning and preserve the 2-2 tie...earned his first Major League victory after the Reds took a 3-2 lead in the bottom of the eighth and Raisel Iglesias saved the win.
- In the ninth inning of the 7-1 loss on 9/2 vs Phi, struck out the side (Scott Kingery, Andrew Knapp, pinch hitter Nick Williams).
- Retired the first batter in 10 of his 11 apps and stranded 4 of 5 inherited base runners.
- Began the season at Chattanooga...on 6/20 was promoted to Louisville...on 8/15 was promoted to the Reds.

MINOR LEAGUES

2018: Was an All-Star after leading the Florida State League in saves...**2017:** Led the Midwest League in apps and ranked second among relievers by averaging just 1.41 walks per 9 innings.

PERSONAL: Graduated from Sunrise Mountain High School in Peoria, AZ...pitched at the University of Texas-Arlington and Central Arizona College.

KUHNEL'S CAREER TRANSACTIONS

-- Was selected by the Reds in the 11th round of the June 2016 first-year player draft. Was signed by Byron Ewing.

Career Pitching

Yr	Club	W-L	ERA	G	GS	CG	SHO	SV	IP	H	R	ER	HR	BB	SO	WP	BK
16	Billings - R	0-1	3.43	18	0	0	0	4	21.0	28	11	8	1	1	14	2	0
17	Dayton - A	2-4	4.36	*48	0	0	0	11	64.0	78	37	31	6	10	54	6	0
18	Daytona - A	1-4	3.04	44	0	0	0	*17	53.1	54	23	18	2	11	56	4	0
19	Chattanooga - AA	3-2	2.27	25	0	0	0	10	35.2	26	10	9	5	8	30	2	0
	Louisville - AAA	2-1	2.00	16	0	0	0	4	18.0	13	5	4	1	8	20	1	0
	Cincinnati	1-0	4.66	11	0	0	0	0	9.2	8	5	5	1	5	9	0	0
20	Cincinnati	1-0	6.00	3	0	0	0	0	3.0	4	2	2	2	0	3	0	0
21	#ACL Reds - R	0-1	2.25	4	1	0	0	1	4.0	4	1	1	1	0	8	0	0
	Louisville - AAA	0-0	0.00	4	0	0	0	0	4.0	2	0	0	0	1	3	0	0
Major Totals		2-0	4.97	14	0	0	0	0	12.2	12	7	7	3	5	12	0	0
Minor Totals		8-13	3.20	159	1	0	0	47	200.0	205	87	71	16	39	185	15	0

Injury rehab, * Led league

Career Hitting

Yr	Club	AVG	G	AB	R	H	2B	3B	HR	RBI	SH	SF	HB	BB	SO	SB	CS	OBP	SLG	E
19	Cincinnati	.000	11	1	0	0	0	0	0	0	0	0	0	0	0	0	0	.000	.000	0
20	Cincinnati	---	3	0	0	0	0	0	0	0	0	0	0	0	0	0	0	---	---	0
Career Totals		.000	14	1	0	0	0	0	0	0	0	0	0	0	0	0	0	.000	.000	0

Only career plate appearance on 8/16/19 vs STL (4-3 groundout off Adam Wainwright, 7th inning, 13-4 loss)

SINGLE-SEASON CAREER HIGH STREAKS

Scoreless Streak By Game: 8g, 8/31-9/29, 2019; **Scoreless Streak By Inning:** 6.1, 8/31-9/29, 2019;

Winning Streak: None; **Losing Streak:** None



BEN
LIVELY

Twitter icon @BenLively19

RHP
49

Age: 30 **Ht.:** 6-4 **Wt.:** 217 **Bats:** R **Throws:** R **ML Service:** 0.159

Born: 3/5/92 **Birthplace:** Pensacola, FL **Resides:** Gulf Breeze, FL

Acquired: Was signed to a minor league contract and invited to Major League spring training camp, January 6, 2022.

Contract: Signed through the 2022 season and under team control through 2027.

Non-Roster

CAREER HIGHLIGHTS

- During the 2019, 2020 and 2021 seasons pitched for the Samsung Lions in the Korea Baseball Organization (36gs, 16qs, 10-12, 4.14, 1sho, 202.1ip, 172h, 65bb, 191k, 19hr).
- In 2022 returns to the Reds following stints in the Phillies, Royals and Diamondbacks organizations.
- Originally was selected by the Reds in the fourth round of the June 2013 first-year player draft...the next season received the Sheldon "Chief" Bender Award as the organization's minor league Player of the Year.
- Made the Opening Day roster for the Phillies in 2018.
- In 2017, his 10 quality starts for the Phillies tied for sixth-most among National League rookies.
- Made his Major League debut in a 5-3 Phillies win on 6/3/17 (7ip, 4h, 1er, 3bb, 0k)...became the first Phillies pitcher to pitch at least 7.0 innings in his first career appearance since Dave Downs did it on 9/2/72 and the first Phillies pitcher to throw at least 7.0 innings and earn the win in his Major League debut since Gavin Floyd did it on 9/3/2004 vs NYM.
- Became the first Phillies pitcher to record at least 7.0 innings while allowing 3 runs or fewer in each of his first 3 career apps since Bill Champion in 1969 and the first pitcher on any team to do it since NYY's Masahiro Tanaka in 2014.
- In a 3-2 loss at Wsh on 9/10/17 threw the Phillies' only complete game of that season...is his only career CG.
- In 2017 produced 8 RBI and 2 home runs (6/24 at Ari off Robbie Ray, 9/5 at NYM off Jacob deGrom)...became the first Phillies pitcher with 2 HR in a season since Cliff Lee in 2011 and the first rookie pitcher in the majors with a pair of homers since Ari's Micah Owings (4hr) and Mil's Yovani Gallardo (2hr) did it in 2007...his 8 RBI were the most by a pitcher in the majors since Owings had 15 RBI in 2007.
- In 2016 received the Paul Owens Award as the best pitcher in the Phillies' system...led all minor league pitchers in wins (18), tied for second in starts (28) and ranked fourth in innings pitched (170.2)...was the Phillies' Minor League Pitcher of the Month for April.
- Was an MiLB.com Organization All-Star for the Reds in 2014 and for the Phillies in 2016.
- In 2014 was a *Baseball America* high Class A All-Star, a mid-season California League All-Star for the Reds' Bakersfield affiliate and twice was CL Pitcher of the Week (4/15-4/21, 4/22-4/28).
- In 2013 for the Reds' rookie affiliate in Billings was a Pioneer League All-Star and PL Pitcher of the Week (8/12-8/19).
- Last pitched professionally in the United States on 8/2/19 for the Royals' Class AAA affiliate in Reno.
- Last pitched in the Major Leagues in 2019, when he made 1 appearance for the Royals, a 7-3 loss vs the Angels on 4/28 (1ip, 3h, 3er, 0bb, 1k, 3-run HR by Justin Bour).

**SHELDON "CHIEF" BENDER AWARD
REDS MINOR LEAGUE PLAYER OF THE YEAR**

2021	Jose Barrero, SS
2020	No minor league season
2019	Aristides Aquino, OF
2018	Ibandel Isabel, IF/OF
2017	Nick Senzel, 3B
2016	Aristides Aquino, OF
2015	Tyler Mahle, RHP
2014	Ben Lively, RHP
2013	Seth Mejias-Brean, 3B
2012	Billy Hamilton, SS
2011	Billy Hamilton, SS
2010	Devin Mesoraco, C
2009	Chris Heisey, OF
2008	Chris Valaika, SS
2007	Jay Bruce, OF
2006	Homer Bailey, RHP
2005	Chris Denorfia, OF
2004	Richie Gardner, RHP
2003	Stephen Smitherman, OF
2002	Brandon Larson, 3B
2001	Adam Dunn, OF
2000	Austin Kearns, OF

SINGLE-SEASON CAREER HIGH STREAKS

Scoreless Streak By Game: 3g, 9/20-9/30, 2018; **Scoreless Streak By Inning:** 11ip, 9/5-9/10, 2017;
Winning Streak: 2g, 8/31-9/5, 2017; **Losing Streak:** 4g, 6/8-8/26, 2017

2014 SEASON

- In his most recent season in the organization, received the Sheldon "Chief" Bender Award as the Reds' Minor League Player of the Year.
- In 26 starts at Class A Bakersfield and Class AA Pensacola combined to finish 13-7, 3.04.
- With 171 strikeouts (151ip) led Reds minor leaguers and ranked T2nd among all minor league pitchers...among Reds farmhands also ranked second in ERA and third in wins.
- Began the season with Bakersfield, where he was a mid-season California League All-Star and 2-time CL Pitcher of the Week (4/15-4/21, 4/22, 4/28).
- Was promoted on 6/18 and finished the year with the Blue Wahoos.
- Entered the season rated the ninth-best prospect in the organization...following the season was rated the 20th-best prospect in the Southern League and 16th-best prospect in the California League.
- On New Year's Eve was traded to the Phillies for OF Marlon Byrd.

COMPLETE GAMES (1)							
Date/Opp	IP	H	ER	BB	SO	Result	
9/10/17 at Wsh	8.0	6	3	1	7	L, 2-3	

HOME RUNS AS A HITTER (2)	
Date	Pitcher
9/5/17 for Phi at NYM Jacob deGrom
6/24/17 for Phi at Ari Robbie Ray

PERSONAL: In 2010 graduated from Gulf Breeze (FL) High School...attended the University of Central Florida, where he was a teammate of LHP Eric Skoglund...also pitched alongside Skoglund while both were with the Royals...while at UCF, produced the fourth-best career ERA in school history (3.06) and in both 2012 & 2013 was All-Conference USA second team.

LIVELY'S CAREER TRANSACTIONS

- Was selected by the Reds in the fourth round of the June 2013 first-year player draft. Was signed by Greg Zunino.
- Was acquired by the Phillies for OF Marlon Byrd, December 31, 2014.
- On 10-day disabled list with a lower back strain, April 27-May 8, 2018.
- Was claimed off waivers by the Royals, September 5, 2018.
- Was claimed off waivers by the Diamondbacks, June 22, 2019.
- Was released by the Diamondbacks, August 10, 2019.
- Was signed by the Reds to a minor league contract with an invitation to Major League spring training camp, January 6, 2022.

Career Pitching

Yr	Club	W-L	ERA	G	GS	CG	SHO	SV	IP	H	R	ER	HR	BB	SO	WP	BK
13	Billings - R	0-3	0.73	12	12	0	0	0	37.0	21	7	3	0	12	49	0	0
	Dayton - A	0-1	2.25	1	1	0	0	0	4.0	2	2	1	0	1	7	1	0
14	Bakersfield - A	10-1	2.28	13	13	0	0	0	79.0	57	20	20	6	16	95	0	0
	Pensacola - AA	3-6	3.88	13	13	0	0	0	72.0	60	32	31	7	36	76	2	1
15	Reading - AA	8-7	4.13	25	25	1	0	0	143.2	160	69	66	14	45	111	2	0
16	Lehigh Valley - AAA	*11-5	3.06	19	19	1	1	0	117.2	83	45	40	10	27	90	0	1
	Reading - AA	7-0	1.87	9	9	0	0	0	53.0	35	11	11	1	15	49	0	0
17	Lehigh Valley - AAA	7-5	3.15	16	16	1	0	0	97.0	91	39	34	3	22	82	1	1
	Philadelphia	4-7	4.26	15	15	1	0	0	88.2	90	45	42	13	24	52	1	1
18	Lehigh Valley - AAA	3-2	2.42	11	8	0	0	0	52.0	37	15	14	3	15	47	1	0
	#Phillies West - R	0-0	0.00	1	1	0	0	0	1.0	0	0	0	0	0	2	0	0
	#Phillies East - R	0-0	0.00	2	0	0	0	0	3.0	1	0	0	0	1	4	1	0
	Philadelphia	0-2	6.85	5	5	0	0	0	23.2	34	18	18	4	10	22	0	0
	Kansas City	0-1	1.35	5	0	0	0	0	6.2	7	1	1	0	5	5	0	0
19	Reno - AAA	2-1	5.04	7	7	0	0	0	30.1	36	17	17	7	11	35	1	0
	Omaha - AAA	4-1	4.07	17	3	0	0	3	42.0	41	20	19	7	19	41	0	0
	Kansas City	0-0	27.00	1	0	0	0	0	1.0	3	3	3	1	0	1	0	0
	Samsung - KBO	4-4	3.95	9	9	1	1	0	57.0	51	26	25	4	13	58	0	0
20	Samsung - KBO	6-7	4.26	21	21	0	0	0	112.0	98	54	53	11	39	95	2	0
21	Samsung - KBO	0-1	4.05	6	6	0	0	0	33.1	23	16	15	4	13	38	0	0
	Majors Totals	4-10	4.80	26	20	1	0	0	120.0	134	67	64	18	39	80	1	1
	KBO Totals	10-12	4.14	36	36	1	1	0	202.1	172	96	93	19	65	191	2	0
	Minors Totals	55-32	3.15	146	127	3	1	3	731.2	624	277	256	58	220	688	9	3

Injury rehab while on Leigh Valley's roster, * Tied for league lead, In 2016 led the minor leagues in wins (18)

Career Hitting

Yr	Club	AVG	G	AB	R	H	2B	3B	HR	RBI	SH	SF	HB	BB	SO	SB	CS	OBP	SLG	E
17	Philadelphia	.231	15	26	2	6	0	0	2	8	0	0	0	0	9	0	0	.231	.462	2
18	Philadelphia	.000	6	7	0	0	0	0	0	0	0	0	0	0	2	0	0	.000	.000	0
	Major Totals	.182	21	33	2	6	0	0	2	8	0	0	0	0	11	0	0	.182	.364	2



NICK LODOLO

@nicklodolo

LHP

40

Age: 24 Ht.: 6-6 Wt.: 210 Bats: L Throws: L ML Service: 0.000

Born: 2/5/98 Birthplace: La Verne, CA Resides: Fort Worth, TX

Acquired: Was selected in the first round (7th overall) of the June 2019 first-year player draft. Was signed by Paul Scott.

Contract: Signed through the 2022 season and under team control through 2027.

Non-Roster

CAREER HIGHLIGHTS

- Last name is pronounced loh-DOLE-oh.
- Was selected by the Reds in the first round (7th overall) of the June 2019 first-year player draft...was signed by Paul Scott...was Texas Christian University's highest-ever baseball draft pick.
- Was the top pitching prospect in the 2019 draft, as rated by *Baseball America*, and was the first pitcher selected.
- Was the highest unsigned pick of the 2016 first-year player draft...the Pirates selected him 41st overall in that supplemental first round.
- Entered the 2022 season rated #36 on *Baseball America's* Top 100 Prospects List...Reds farmhands IF/OF Jose Barrero was at #33, RHP Hunter Greene was at #35 and IF Elly de la Cruz at #77.
- For the second time in 3 seasons is rated by *Baseball America* the third-best prospect in the Reds' organization...was rated seventh entering 2021.
- His curveball and control are rated by *Baseball America* the best among Reds minor leaguers...his control is rated first for the second consecutive season.
- In 2021 was the AA South Pitcher of the Month for May and Pitcher of the Week for 5/16-5/22...was selected to participate in the SiriusXM All-Star Futures Game at Coors Field.
- Was a non-roster invitee to Major League spring training camp in 2020 and 2022...in 2021 was 1 of 18 players invited to early minor league spring training camp.

BASEBALL AMERICA'S TOP 10 REDS PROSPECTS

1. Jose Barrero, IF/OF
2. Hunter Greene, RHP
3. **Nick Lodolo, LHP**
4. Elly De La Cruz, IF
5. Matt McLain, IF
6. Austin Hendrick, OF
7. Jay Allen, OF
8. Rece Hinds, IF
9. Graham Ashcraft, RHP
10. Bryce Bonnin, RHP

2021 SEASON

- In 13 starts at Class AA Chattanooga and Class AAA Louisville combined to finish 2-2, 2.31 (50.2ip, 38h, 11bb, 78k, 3hr, 0.97whip, .207baa).
- While with the Lookouts was AA South Pitcher of the Month for May and Pitcher of the Week for 5/16-5/22.
- Pitched in Major League Baseball's SiriusXM All-Star Futures Game at Coors Field...threw a scoreless inning, including a strikeout of Top 10 prospect Julio Rodriguez.
- Following the season was rated #23 on *Baseball America's* prestigious Top 100 Prospects List...SS/OF Jose Barrero was at #21 and RHP Hunter Greene at #41.
- Spent time on the 7-day injured lists at Chattanooga in June & July (blister, left index finger) and at Louisville in August & September (left shoulder strain)...made his final appearance of the season on 8/22.
- Began the season at Chattanooga...on 8/3 was promoted to Louisville.
- Was 1 of 18 players invited to early minor league spring training camp.

2020 SEASON

- Spent the season at the alternate training site in nearby Mason as part of the Reds' 60-player pool roster.
- Entered the season rated by both MiLB.com and *Baseball America* the third-best prospect in the organization.
- Also entered the season rated No. 77 on *Baseball America's* prestigious Top 100 prospects list...RHP Hunter Greene (No. 76) was the only other Reds minor leaguer on that Top 100 list.

2019 SEASON

- In his first professional season went 0-1, 2.45 in 8 starts for Rookie Billings and Class A Dayton.
- In 18.1 innings recorded 30 strikeouts without issuing a walk.
- Didn't pitch after 7/30, when his 121.1 innings total for the summer included his collegiate season at Texas Christian University.

PERSONAL: Graduated from Damien High School in La Verne, CA, the same school attended by Mark McGwire, rock guitarist Buckethead and former Reds pitcher Frank Pastore...as a junior at Texas Christian University in 2019 was named second team All-American and first team All-Big 12...in 16 starts for the Horned Frogs that year produced a 2.36 ERA with 131 strikeouts over 103 innings, held opponents to a .203 batting average and posted a WHIP of just 0.98...at TCU was a teammate of LHP Brandon Williamson, who also was drafted in June 2019 and was acquired by the Reds in the 6-player trade in March 2022 that sent 3B Eugenio Suárez and OF Jesse Winker to the Mariners.

LODOLO'S CAREER TRANSACTIONS

- Was selected by the Pirates in the supplemental first round (41st overall) of the June 2016 first-year player draft. Did not sign.
- Was selected by the Reds in the first round (7th overall) of the June 2019 first-year player draft. Was signed by Paul Scott.
- On Chattanooga's 7-day injured list with a blister on his left index finger, June 15-July 5, 2021.
- On Louisville's 7-day injured list with a left shoulder strain, August 26-remainder of the season, 2021.

Career Pitching

Yr	Club	W-L	ERA	G	GS	CG	SHO	SV	IP	H	R	ER	HR	BB	SO	WP	BK
19	Billings - R	0-1	2.38	6	6	0	0	0	11.1	12	5	3	1	0	21	0	0
	Dayton - A	0-0	2.57	2	2	0	0	0	7.0	6	2	2	0	0	9	0	0
21	Chattanooga - AA	2-1	1.84	10	10	0	0	0	44.0	31	9	9	1	9	68	4	0
	Louisville - AAA	0-1	5.40	3	3	0	0	0	6.2	7	4	4	2	2	10	0	0
Minor Totals		2-3	2.35	21	21	0	0	0	69.0	56	20	18	4	11	108	4	0



ALEJO LOPEZ

@alejo_lopez9

INF

28

Age: 25 Ht.: 5-10 Wt.: 170 Bats: S Throws: R ML Service: 0.029

Born: 5/5/96 Birthplace: Mexico City, MX Resides: Glendale, AZ

Acquired: Was selected by the Reds in the 27th round of the June 2015 first-year player draft. Was signed by Dan Cholowsky.

Contract: Signed through the 2022 season and under team control through 2027.

CAREER HIGHLIGHTS

- First name is pronounced uh-LAY-hoe...no accent marks.
- Is rated by *Baseball America* the organization's best hitter for average and hitter with the best strike zone discipline.
- In 2021 was the Reds' Minor League Hitter of the Year.
- In each of the last 3 minor league seasons was an MiLB.com Reds Organization All-Star (2018, 2019, 2021).
- In 2019 was a mid-season Florida State League All-Star...ranked among FSL leaders in hits (2nd) and runs (4th) and ranked among all Reds farmhands in hits (2nd), plate apps (2nd), runs (4th) and games (6th).
- In 2017 led the Pioneer League in sacrifice flies and ranked among the leaders in games (T2nd) and triples (T2nd)...struck out once every 9.61 plate apps, third-best ratio in the PL...reached base safely in 24 straight apps from 7/17-8/16.
- In 2016, struck out once every 12.05 plate apps, second-best ratio in the Pioneer League.
- Following each of the last 3 regular seasons played in the Mexican Winter League (111g, .267, 11 2b, 1 3b, 5hr, 51rbi, 9sb)...played for Monterrey in 2019 and 2020 and for Caneros de los Mochis in 2021.
- While in minor league camp during the 2019, 2020 and 2021 Cactus League seasons made 18 apps for the Reds in exhibition "A" games (5-18, .278, 1rbi, 2bb, 4k, 2r, .628ops).

1ST CAREER HIT ON 1ST PITCH SEEN, RECENT REDS

Alejo Lopez	6/28/21 vs Phi	1B off Bailey Falter
Rookie Davis	...	4/6/17 vs Phi	2B off Clay Buchholz
D. Mesoraco	9/3/11 at StL	2B off Mitchell Boggs
Chris Valaika	...	8/24/10 at SF	..	1B off Santiago Casilla
Ryan Hanigan	..	9/9/07 vs Mil	2B off Ben Sheets

2021 SEASON

- Was the Reds' Minor League Hitter of the Year and an MiLB.com Organization All-Star.
- Was the fifth of 9 Reds players to make Major League debuts in 2021 (2B Jonathan India, RHP Ryan Hendrix, RHP Vladimir Gutierrez, RHP Tony Santillan, OF TJ Friedl, RHP Dauri Moreta, LHP Reiver Sanmartin, RHP Riley O'Brien).
- Made 14 apps and 3 starts during 3 stints with the Reds (9g from 6/28-7/17, 2g as PH from 7/23-7/25 vs StL, 3g from 9/1-9/3).
- Made his first 2 starts for the Reds at 3B (6/30 & 7/1 vs SD) and his third and final start at 2B (7/5 at KC).
- For games on 8/15 and 8/16 at Phi was on the Taxi Squad in response to an injury to Jesse Winker...was his only stint on the Taxi Squad.
- Began the season at Chattanooga and hit .362 in 25 apps before he was promoted to Louisville on 6/2... for the Bats hit .358 in 24 apps before his 6/28 promotion to the Reds...for the season at Louisville hit .303 in 67 apps while playing 2B (23gs), 3B (29gs) and LF (10gs).
- Was promoted from Louisville the first time on 6/28, when OF Scott Heineman was designated for assignment, and made his Major League debut in that night's 12-4 win vs Phi...with 1 out in the seventh inning singled on the first pitch from Bailey Falter and ignited the Reds' 4-run inning that featured Nick Castellanos' sixth career grand slam.
- Became the first Reds batter to record his first Major League hit on the first pitch of his first plate appearance since pitcher Rookie Davis doubled off Clay Buchholz on 4/6/17 vs Phi.

- When promoted the first time, on 6/28, led the minor leagues in hits (72, .360ba)...his 13-game hitting streak was the longest active streak in Class AAA when snapped 2 days before his promotion.
- In the 5-4 win on 7/1 vs SD became the first Reds batter with 4 hits in a game within his first 4 Major League apps since Jay Bruce went 4-for-5 on 5/30/08 vs Atl.
- In the ninth inning of the 7-6 walkoff loss on 7/6 at KC, entered the game for Shogo Akiyama and was credited with playing CF as part of a 5-man infield...following the second out, played second base after Mike Freeman moved to CF.
- Participated in early minor league spring training camp that coincided with 2021 Major League camp...for the Reds appeared in 10 "A" games, including 1 start (2-9, .222, 1bb, 2k, 1r, 6g in LF, 3g/1gs at 3B, 1g at 2B).
- Following the season played for los Mochis in the Mexican Winter League (35g, .235, 2 2b, 1 3b, 2hr, 19rbi, 22bb, 18k, .357obp).

2020 SEASON

- Was not on the Reds' 60-player pool Summer Camp roster.
- During the Goodyear portion of spring training appeared in 6 Cactus League exhibition games for the Reds (3-6, .500, 1rbi, 1.071ops).
- Following the season played for Monterrey in the Mexican Winter League (49g, .286, 9 2b, 2hr, 22rbi, 6sb).

PERSONAL: Graduated from Greenway High School in Phoenix, the same high school attended by former Angels outfielder Tim Salmon...committed to play for Arizona State University before he was drafted in 2015... follow on Twitter @alejo_lopez9.

LOPEZ' CAREER TRANSACTIONS

-- Was selected by the Reds in the 27th round of the June 2015 first-year player draft. Was signed by Dan Cholowsky.

CAREER FIELDING

Pos.	Pct.	G	PO	A	E	TC	DP	PB
2B	1.000	3	2	5	0	7	0	-
3B	.667	3	0	2	1	3	0	-
CF	----	1	0	0	0	0	0	-
LF	----	2	0	0	0	0	0	-

Career Hitting

Yr	Club	AVG	G	AB	R	H	2B	3B	HR	RBI	SH	SF	HB	BB	SO	SB	CS	OBP	SLG	E
15	AZL Reds - R	.419	12	31	3	13	2	0	0	5	0	0	2	5	0	2	2	.526	.484	3
16	Billings - R	.273	57	205	36	56	6	1	1	29	1	1	1	21	19	11	3	.342	.327	8
17	Billings - R	.300	67	220	49	66	10	6	4	33	6	*7	6	30	28	11	4	.388	.455	8
18	Dayton - A	.321	65	234	29	75	16	2	0	17	1	3	4	18	31	7	6	.375	.406	6
19	Daytona - A	.287	124	481	67	138	17	3	2	50	1	5	14	38	80	9	6	.353	.347	8
21	Chattanooga - AA	.362	25	105	18	38	9	0	0	13	0	0	2	12	11	3	1	.437	.448	1
	Louisville - AAA	.303	67	251	54	76	18	0	6	31	0	3	3	33	21	6	2	.386	.446	2
	Cincinnati	.261	14	23	3	6	0	0	0	0	0	0	0	0	5	0	0	.261	.261	1
	Major Totals	.261	14	23	3	6	0	0	0	0	0	0	0	0	5	0	0	.261	.261	1
	Minor Totals	.303	417	1527	256	462	78	12	13	178	9	19	32	157	190	49	24	.375	.395	36

* Led Pioneer League

SINGLE-SEASON CAREER HIGH STREAKS

Hitting Streak: None; Hitless Streak: 10ab, 7/1-7/23, 2021



TYLER MAHLE

@tylermahle

RHP

30

Age: 27 **Ht.:** 6-3 **Wt.:** 210 **Bats:** R **Throws:** R **ML Service:** 4.018

Born: 9/29/94 **Birthplace:** Newport Beach, CA **Resides:** Huntington Beach, CA

Acquired: Was selected in the seventh round of the June 2013 first-year player draft. Was signed by Mike Misuraca.

Contract: Was signed to a 1-year contract through the 2022 season, avoiding arbitration, March 22, 2022. Is under team control through 2023.

CAREER HIGHLIGHTS

- Last name rhymes with rally.
- At 27 years old already has been on 4 Opening Day rosters and completed 5 Major League seasons.
- Made 94 of his 95 Major League apps as a starting pitcher, including each of his first 54 apps and each of his last 40 apps.
- In 2021, Tyler Mahle and Luis Castillo were 2 of just 7 pitchers, and the only teammates, to lead the Major Leagues in starts (Sandy Alcantara, Walker Buehler, Kevin Gausman, Charlie Morton, Marcus Stroman).
- In the minor leagues threw a no-hitter on 6/13/16 for Class A Daytona at Jupiter in which he faced the minimum 27 batters (4-0 win, 6k, 1hbp, 105 pitches) and a 9-inning perfect game on 4/22/17 for Class AA Pensacola at Mobile (1-0 win, 8k, 88 pitches, 68 strikes)...was Florida State League Pitcher of the Week following his no-hitter and Southern League Pitcher of the Week following his perfect game.
- In 2015 received the Sheldon "Chief" Bender Award as the Reds' Minor League Player of the Year, was a *Baseball America* Low Class A All-Star, a Midwest League All-Star, the organization and MiLB.com's Minor League Pitcher of the Month for July and Midwest League Pitcher of the Week for 6/2-6/8.
- In 2017 was a *Baseball America* Minor League All-Star, MLB Pipeline.com's Reds Minor League Pitcher of the Year, the organization's Minor League Pitcher of the Year and Pitcher of the Month for April, a mid-season Southern League All-Star and Minor League Baseball's Southern League Pitcher of the Month for April.
- Following the 2016 and 2017 seasons was rated by *Baseball America* the Reds minor league pitcher with the best control...his control also was rated the best in the Southern League.
- In 2014 was a *Baseball America* Rookie All-Star, a Pioneer League All-Star and PL Pitcher of the Week for 8/19-8/25, 2014.
- His 2.43 ERA in 2015 still ranks as the second-best single-season mark in Class A Dayton history (Zach Ward, 2.29, 2006)...Mahle remains the only starting pitcher in Dragons history named to their league's post-season All-Star team.

STRIKEOUTS PER 9 INNINGS, REDS HISTORY

Pitcher	Year	Ratio	K	IP
Luis Castillo	2019	10.67	226	190.2
Sonny Gray	2019	10.52	205	175.1
Tyler Mahle	2021	10.50	210	180.0
Mario Soto	1982	9.57	274	257.2

Minimum 125 innings pitched. Courtesy @EliasSports

2022 SEASON

- On 3/23 was named the Reds' Opening Day starter (4/7 at Atl).
- Made his fifth consecutive Opening Day roster.

2021 SEASON

- Made his fourth consecutive Opening Day roster.
- Established single-season career highs in wins, starts, quality starts (12), innings pitched, strikeouts and batters faced (759)...had 13 wins after entering the season with 13 victories in his career.
- Ranked among the National League pitching leaders in starts (T1st), wins (T10th), ERA (16th), strikeouts (9th) and strikeouts per 9 innings (7th, 10.50).
- His strikeouts-per-9 innings ratio of 10.50 was third-best in franchise history behind teammates Luis Castillo (10.67 in 2019) and Sonny Gray (10.52 in 2019).
- Mahle and Luis Castillo were 2 of 7 pitchers, and the only teammates, to lead the Major Leagues in starts (Sandy Alcantara, Walker Buehler, Kevin Gausman, Charlie Morton, Marcus Stroman).
- Became only the 13th pitcher in Reds history to record 200 strikeouts in a season.

- As the final out of the second inning on 9/26 vs Wsh recorded his 200th strikeout of the season (Luis García)...recorded his 200 strikeouts in 171.2 innings, third-fastest by any Reds pitcher to 200 strikeouts behind Luis Castillo (168ip) and Sonny Gray (170.2ip), both in 2019.
- Went 5-4, 5.63 in 15 starts at Great American Ball Park (.270baa) and 8-2, 2.30 in 18 starts on the road (.204baa).
- In his final start of the season, an 8-6 loss at Pit in Game 161, allowed 5 of his 6 runs in the fifth inning...allowed more than 3 runs in a start on the road for the first time since 9/12/19 at Sea, snapping a 23-start streak on the road beginning 9/18/19 in which he didn't allow more than 3 runs in any of those apps (9-4, 2.12, .194baa)... was the longest active such streak in the Major Leagues when snapped, not counting Rays "opener" Ryne Stanek's streak of 66 such starts over the 2018 and 2019 seasons, and the longest ever by a Reds pitcher since 1900...the Reds' previous record for consecutive road starts without allowing more than 3 runs was 16, shared by Fred Toney (1915-1916) and Bruce Berenyi (1982-1983).
- Was the victim of a blown save 7 times...2 other starts, both 4.0-inning stints, also included blown saves... his 9 starts that included at least 1 blown save tied SF's Kevin Gausman for the most such starts in the Major Leagues.
- In 3 consecutive starts from 4/21-5/2 was the victim of blown saves.
- In his 2-1 win on 6/16 at Mil tied his career high with 12 strikeouts, the most by a Reds pitcher in a game in 2021...retired his last 12 batters.
- From 5/25-6/16 won 5 straight starts for the first time in his career (5-0, 2.15, .163oba)...became the first Reds pitcher to win 5 consecutive starts since Johnny Cueto went 5-0 with 1 complete game over 5 apps from 7/26-8/15, 2014...no Reds pitcher has won more than 5 consecutive starts since Steve Parris won 7 straight from 8/13-9/9, 2000.
- From 8/3-8/18 faced 57 consecutive batters over 15.2 innings without issuing a walk.
- In the sixth inning of the 14-1 win on 5/10 at Pit produced his only career RBI on a run-scoring fielder's choice.

10-STRIKEOUT GAMES (6)

Date (Innings)	Strikeouts
6/16/21 at Mil (6.0)	12
6/30/18 vs Mil (5.2)	12
8/28/20 vs Chc (6.2)	11
4/24/18 vs Atl (6.0)	11
8/8/21 vs Pit (7.0)	10
9/8/20 at Chc (7.0)	10

2020 SEASON

- Made his third consecutive Opening Day roster.
- At age 25, pitched in his fourth Major League season.
- Opponents hit just .198.
- Pitched out of the starting rotation in each of his first 2 apps (0-0, 1.80, .194oba) and in each of his last 7 apps (2-2, 3.67, .198oba).
- In the first relief appearance of his Major League career, following 54 consecutive starts, entered the 5-4 loss on 8/12 vs KC in the second inning to replace starter Wade Miley...threw 63 pitches in 3.1 innings (2h, 3er, 3bb, 6k, Salvador Perez solo HR).
- Was his first professional relief appearance since 2015, when he made 26 starts and 1 relief appearance.
- From 8/28-9/8 produced 3 consecutive quality starts, tying his career high (1-1, 3.48).
- Didn't allow a home run in any of his last 4 apps of the regular season (17.2ip).
- Was on the Reds' Wild Card Series roster but didn't pitch in the 2-game series sweep loss at Atl.

2019 SEASON

- Made his second consecutive Opening Day roster...started the Reds' sixth game, on 4/4 at Pit, and threw 6.0 shutout innings (5h, 0bb, 5k).
- Went 2-10, 4.93 in 19 starts before he went on the 10-day injured list on 7/22 with a left hamstring strain.
- On 8/16 and 8/21 made rehabilitation starts for Louisville before he was reinstated from the IL and optioned to Louisville on 8/22...made 1 more start for the Bats before he was added to the Reds' roster on 9/1 to start the day game of the day/night doubleheader at StL.
- In 6 starts for the Reds after that September callup went 1-2, 5.93...the Reds won 3 of his last 4 starts of the season.
- Celebrated his 25th birthday with a 3-1 win at Pit on the final day of the season, snapping his career-high 7-game losing streak (6/7-9/25)...was the longest losing streak by a Reds pitcher in 2019.
- Was announced as the season finale's starting pitcher fewer than 24 hours before first pitch...filled that spot in the rotation vacated by RHP Trevor Bauer, who for the second consecutive day was scratched because of illness.
- In consecutive starts on 5/2 and 5/7, suffered the 1-0 loss at NYM in which Noah Syndergaard became just the seventh pitcher in Major League history to homer in a 1-0 complete game and then a 2-0 loss at Oak in which Mike Fiers threw his second career no-hitter...in those 2 games, Reds batters combined to go 4-for-57 (.070).

2018: Among National League rookie pitching leaders ranked ninth in ERA, T2nd in wins, T5th in starts, eighth in innings pitched, sixth in strikeouts and ninth in opponents' batting average...was on the Opening Day roster and went 7-9, 4.95 in 22 starts before he was optioned to Louisville on 8/3...when optioned to Louisville was leading the staff with 7 wins, was tied with Sal Romano for the staff lead with 7 quality starts and was leading all National League rookies in wins, starts, innings pitched and strikeouts while ranking sixth in ERA...was recalled from Louisville after the minor league season ended but was hampered by right shoulder fatigue and made just 1 appearance following that 9/4 promotion, started the 7-6 loss on 9/9 vs SD (3ip, 5h, 2er, 3bb, 5k, 1hr)...from 6/1-7/6 went 4-0, 2.04 in the first winning streak of his career, tying Anthony DeSclafani and Matt Harvey for the longest winning streak by a Reds starter in 2018...his career-high 12 strikeouts in the 12-3 win on 6/30 vs Mil were the most by a Reds pitcher in 2018, the most by a Reds pitcher since rookie LHP Amir Garrett had 12 strikeouts on 4/19/17 vs Bal and the most by a Reds righthander since rookie Raisel Iglesias had 13 strikeouts on 8/23/15 vs Ari... in the 12-inning, 9-7 win on 4/24 vs Atl, took a 5-0 lead and a no-hitter into the seventh before Freddie Freeman led off the inning with a solo HR...was the victim of a blown save when the Braves tied it at 7-7 with 4 runs in the ninth inning off Amir Garrett and Raisel Iglesias, including a second home run by Freeman, but the Reds won it on Scooter Gennett's 2-run, walkoff home run off Max Fried...his third-inning single in the 5-0 loss on 4/8 at Pit was the only Reds hit in Jameson Taillon's first career complete game...was the first Reds pitcher to record the team's only hit in a game hit since Earl Yingling did it on 9/19/1914 at Brooklyn Robins...was 1 of 5 rookies on the Opening Day roster (RHP Jackson Stephens, RHP Zack Weiss, OF Phillip Ervin, OF Jesse Winker) and the only rookie to begin the 2018 season in the Reds' starting rotation...entered the season rated by *Baseball America* the fourth-best prospect in the organization.

SHELDON "CHIEF" BENDER AWARD REDS MINOR LEAGUE PLAYER OF THE YEAR

2021	Jose Barrero, SS
2020	No minor league season
2019	Aristides Aquino, OF
2018	Ibandel Isabel, IF/OF
2017	Nick Senzel, 3B
2016	Aristides Aquino, OF
2015	Tyler Mahle, RHP
2014	Ben Lively, RHP
2013	Seth Mejias-Brean, 3B
2012	Billy Hamilton, SS
2011	Billy Hamilton, SS
2010	Devin Mesoraco, C
2009	Chris Heisey, OF
2008	Chris Valaika, SS
2007	Jay Bruce, OF
2006	Homer Bailey, RHP
2005	Chris Denorfia, OF
2004	Richie Gardner, RHP
2003	Stephen Smitherman, OF
2002	Brandon Larson, 3B
2001	Adam Dunn, OF
2000	Austin Kearns, OF

2017: Was a *Baseball America* Minor League All-Star, MLB Pipeline.com's Reds Minor League Pitcher of the Year, the Reds' Minor League Pitcher of the year and a mid-season Southern League All-Star...following the season was rated the 13th-best prospect in the Southern League, and his control was rated the best in the SL...in his Major League debut, from 8/27-9/13 made all his 4 starts for the Reds...spent most of the season at Pensacola and Louisville, where he went 10-7, 2.06 in 24 starts...led the organization in ERA...among all minor league pitchers ranked eighth in ERA and sixth in WHIP (0.96)...was Cin and Minor League Baseball's Southern League Pitcher of the Month for April (5gs, 4-0, 0.55)...when promoted to Louisville on 6/22 led the Southern League in innings pitched and WHIP (0.87)...in a 1-0 win at Mobile on 4/22 threw the first perfect game Blue Wahoos history and the second 9-inning perfect game in Southern League history (8/14/1970, Montgomery's Charles Swanson vs Savannah)...made his Major League debut in a 5-2 loss on 8/27 vs Pit (5ip, 4h, 3er, 4bb, 5k)...struck out his second batter (Adam Frazier) and in his second plate appearance singled off Jameson Taillon for his first career hit...recorded his first Major League win in his fourth and final start of the season, threw 5.0 shutout innings in a 6-0 win on 9/13 at StL (4h, 3bb, 4k)...entered the season rated by *Baseball America* the Reds' minor league pitcher with the best control.

MINOR LEAGUES

2016: In 27 starts at Class A Daytona and Class AA Pensacola combined to finish 14-6, 3.64...began the season at Daytona and was promoted on 6/2...among all Reds minor league pitchers tied for the lead in wins (Tejay Antone) while ranking third in strikeouts (141 in 150.2ip) and seventh in ERA...at Daytona was Florida State League Pitcher of the Week for 6/13-6/19 following a no-hitter on 6/13 at Jupiter in which he faced the minimum number of batters in the 4-0 win (9ip, 6k, 1hbp, 105 pitches)...**2015:** Spent the season at Class A Dayton and earned the Sheldon "Chief" Bender Award as the Reds' Minor League Player of the Year...was a *Baseball America* Low Class A All-Star and Midwest League All-Star...was rated by *Baseball America* the pitcher in the system with the Best Control...ranked among all Reds minor league pitchers in wins (13, 1st), ERA (2.43, 1st) and strikeouts (135, 2nd)...his 2.43 ERA was the second-best single-season mark in Dayton history (Zach Ward, 2.29, 2006)...was the organization and MiLB.com's Minor League Pitcher of the Month for July (5gs, 4-0, 0.58)...was named Midwest League Pitcher of the Week for 6/1-6/8...**2014:** At Billings was a *Baseball America* Rookie All-Star and Pioneer League All-Star...ranked among Pioneer League leaders in CG (1st, 2), SHO (1st, 2), ERA (2nd, 3.87), strikeouts (3rd, 71), WHIP (4th, 1.24), innings pitched (5th, 76.2) and BA against (5th, .263)...was the league's Pitcher of the Week for 8/18-8/25.

PERSONAL: Graduated from Westminster (CA) High School...his brother Greg, a lefthanded pitcher, was drafted by the Angels in the 15th round of the June 2014 first-year player draft...follow on Twitter @tylermahle.

MAHLE'S CAREER TRANSACTIONS

- Was selected by the Reds in the seventh round of the June 2013 first-year player draft. Was signed by Mike Misuraca.
- On 10-day injured list with a left hamstring strain, July 22-August 21, 2019; included a rehabilitation assignment at Louisville, August 16-21.

Career Pitching

Yr	Club	W-L	ERA	G	GS	CG	SHO	SV	IP	H	R	ER	HR	BB	SO	WP	BK
13	AZL Reds - R	1-3	2.36	12	4	0	0	0	34.1	32	18	9	0	8	30	2	0
14	Billings - R	5-4	3.87	15	15	*2	*2	0	76.2	80	43	33	5	15	71	5	1
15	Dayton - A	13-8	2.43	27	26	0	0	0	152.0	145	54	41	7	25	135	3	1
16	Daytona - A	8-3	2.50	13	13	1	1	0	79.1	58	24	22	6	17	76	2	0
	Pensacola - AA	6-3	4.92	14	14	0	0	0	71.1	78	45	39	12	20	65	2	0
17	Pensacola - AA	7-3	1.59	14	14	1	1	0	85.0	57	15	15	5	17	87	0	0
	Louisville - AAA	3-4	2.73	10	10	0	0	0	59.1	52	24	18	4	13	51	5	0
	Cincinnati	1-2	2.70	4	4	0	0	0	20.0	19	6	6	0	11	14	1	0
18	Louisville - AAA	2-1	2.73	5	5	0	0	0	29.2	22	9	9	4	11	20	3	0
	Cincinnati	7-9	4.98	23	23	0	0	0	112.0	125	68	62	22	53	110	1	0
19	Cincinnati	3-12	5.14	25	25	0	0	0	129.2	136	82	74	25	34	129	2	1
	Louisville	1-2	4.00	3	3	0	0	0	9.0	8	4	4	0	3	13	0	0
20	Cincinnati	2-2	3.59	10	9	0	0	0	47.2	34	21	19	6	21	60	2	1
21	Cincinnati	13-6	3.75	33	^33	0	0	0	180.0	158	78	75	24	64	210	4	0
Major Totals		26-31	4.34	95	94	0	0	0	489.1	472	255	236	77	183	523	10	2
Minor Totals		46-31	2.87	113	104	4	4	0	596.2	532	236	190	43	129	548	22	2

^ Tied for the Major League lead. * Led Pioneer League. Only Major League relief appearance on 8/12/20 vs KC

Wild Card Series Record

Yr	Club, Opponent	W-L	ERA	G	GS	CG	SHO	SV	IP	H	R	ER	HR	BB	SO	WP	BK
20	Cin at Atl	0-0	--	0	0	0	0	0	0.0	0	0	0	0	0	0	0	0

Was on the Postseason roster but did not appear in the 2-0 series sweep loss

Career Hitting

Yr	Club	AVG	G	AB	R	H	2B	3B	HR	RBI	SH	SF	HB	BB	SO	SB	CS	OBP	SLG	E
17	Cincinnati	.143	4	7	1	1	0	0	0	0	0	0	1	0	2	0	0	.250	.143	0
18	Cincinnati	.103	24	29	0	3	1	0	0	3	0	0	2	10	0	0	0	.161	.138	1
19	Cincinnati	.088	27	34	4	3	1	0	0	6	0	0	1	19	0	0	0	.114	.118	1
20	Cincinnati	---	10	0	0	0	0	0	0	0	0	0	0	0	0	0	0	---	---	0
21	Cincinnati	.055	33	55	1	3	0	0	0	1	7	0	0	4	19	0	0	.119	.055	0
Career Totals		.080	98	125	6	10	2	0	0	1	16	0	1	7	50	0	0	.135	.096	2

SINGLE-SEASON CAREER HIGH STREAKS

Scoreless Streak By Game: 2g, 5/25-5/30, 2021; **Scoreless Streak By Inning:** 11.0 (2x), 7/23-8/3 & 9/10-9/21, 2021;
Winning Streak: 5g, 5/25-6/16, 2021; **Losing Streak:** 7g, 6/7-9/25, 2019



JAMES

@marinan_james

RHP

MARINAN

81

Age: 23 **Ht.:** 6-5 **Wt.:** 239 **Bats:** R **Throws:** R **ML Service:** 0.000

Born: 10/10/98 **Birthplace:** Boynton Beach, FL **Resides:** Boynton Beach, FL

Acquired: From the Dodgers, along with RHP Aneurys Zabala, for RHP Dylan Floro, RHP Zach Neal and international cap space, July 4, 2018.

Contract: Signed through the 2022 season and under team control through 2027.

CAREER HIGHLIGHTS

- Last name is pronounced MARE-uh-nun.
- In 2022 was invited to his first Major League spring training camp.
- In 2021 was an Arizona Fall League Fall-Star and AFL Pitcher of the Week for 10/11-10/17.
- Prior to his July 2018 trade to the Reds was rated by MLB Pipeline the 19th-best prospect in the Dodgers' organization.
- In 2019 was rated by MLB Pipeline the 25th-best prospect in the Reds' organization.
- In 2020 was rated by MLB Pipeline the 28th-best prospect in the Reds' organization.
- In 2019 pitched just once after 7/2 because of 2 stints on Dayton's injured list with a stress reaction in his right elbow.

2021 SEASON

- In 12 starts and 3 relief apps at low Class A Daytona and high Class A Dayton combined to finish 2-6, 4.31 (64.2ip, 49h, 41bb, 63k, 1.39whip, .208baa).
- Spent most of the season at Daytona...on 9/9 was promoted and in his 2 starts for the Dragons didn't allow a run in 12.0 innings (4h, 6bb, 17k).
- Following the season pitched for the Surprise Saguaros in the prestigious Arizona Fall League, where he was selected to the Fall Stars team and was AFL Pitcher of the Week for 10/11-10/17.
- In 5 starts and 1 relief appearance for Surprise went 0-1, 7.00 (18ip, 18h, 14er, 9bb, 18k, 2hr, .150whip, .265baa).
- On 11/19 was added to the Reds' 40-man roster, along with OF Allan Cerda, RHP Alexis Diaz, RHP Daniel Duarte and RHP Hunter Greene.

PERSONAL: Graduated from Park Vista High School in Lake Worth, Florida, the same high school attended by Major Leaguer Trea Turner...following on Twitter @marinan_james.

MARINAN'S CAREER TRANSACTIONS

- Was selected by the Dodgers in the fourth round (130th overall) of the June 2017 first-year player draft.
- Was acquired by the Reds, along with RHP Aneurys Zabala, for RHP Dylan Floro, RHP Zach Neal and international cap space, July 4, 2018.
- On Dayton's injured list with a stress reaction in his right elbow, July 4-August 4 and August 8-remainder of the season, 2019.

Career Pitching

Yr	Club	W-L	ERA	G	GS	CG	SHO	SV	IP	H	R	ER	HR	BB	SO	WP	BK
17	AZL Dodgers	2-0	1.59	9	6	0	0	0	17.0	14	5	3	0	14	14	1	0
18	AZL Dodgers	0-0	0.84	3	3	0	0	0	10.2	11	4	1	0	4	11	0	0
19	Billings - R	3-2	3.98	11	11	0	0	0	43.0	49	23	19	1	19	39	11	1
	Dayton - A	2-9	5.56	17	17	1	0	0	79.1	96	53	49	10	30	48	11	1
21	Daytona - A	1-6	5.30	13	10	0	0	0	52.2	45	34	31	5	35	46	7	0
	Dayton - A	1-0	0.00	2	2	0	0	0	12.0	4	0	0	0	6	17	1	0
Minor Totals		9-17	4.32	55	49	1	0	0	214.2	219	119	103	16	108	175	31	2



MATT
McLAIN

Twitter icon @mattmclain_

INF

93

Age: 22 Ht.: 5-10 Wt.: 175 Bats: R Throws: R ML Service: 0.000

Born: 8/6/99 Birthplace: Laguna Hills, CA Resides: Tempe, AZ

Acquired: Was selected by the Reds in the first round (17th overall) of the July 2021 first-year player draft. Was signed by Jimmy Moran.

Contract: Signed through the 2022 season and under team control through 2027.

Non-Roster

CAREER HIGHLIGHTS

- Was selected by the Reds in the first round (17th overall) of the July 2021 first-year player draft. Was signed by Jimmy Moran.
- Also was a first-round selection of the Diamondbacks, in 2018 (25th overall), but elected to attend UCLA...joined Gerrit Cole as 1 of only 2 players to ever attend UCLA after being an MLB first-round pick out of high school.
- Entered the 2022 season rated the third-best prospect in the organization by MLB Pipeline and fifth-best prospect by *Baseball America*.
- Is rated by MLB.com one of the Top 100 prospects in all of baseball (#90).
- In 2022 was invited to his first Major League spring training camp.

2021 SEASON

- Spent most of his first professional season at advanced Class A Dayton.
- Made his first 2 professional apps for the Arizona Complex League Reds before he was promoted on 8/10.
- In his first professional game, on 8/6 vs the ACL Giants in Goodyear, went 2-for-3 with a double and a triple.
- In his debut at Dayton, on 8/11 at Lansing, went 4-for-5 with a double, home run, 5 RBI and 2 runs scored.
- Was 1 of 60 players invited to 2022 early minor league camp...after the lockout ended on 3/11/22 was invited to Major League spring training camp, along with OF Ronnie Dawson, who was selected from the Astros in the minor league phase of the December 2021 Rule 5 Draft.

PERSONAL: Graduated from Beckman High School in Irvine, CA, where twice he was a first team All-American...also played football for 2 seasons at BHS...was a 3-year starter at UCLA as the team's primary center fielder (2019) and shortstop (2020-2021)...was All-American in 2020 and All-PAC 12 in 2021...his father, Mike, played football at UCLA...his mother, Wendi, was an All-American softball and volleyball player.

McLAIN'S CAREER TRANSACTIONS

- Was selected by the Diamondbacks in the first round (25th overall) of the June 2018 first-year player draft. Did not sign.
- Was selected by the Reds in the first round (17th overall) of the July 2021 first-year player draft. Was signed by Jimmy Moran.

Career Hitting

Yr	Club	AVG	G	AB	R	H	2B	3B	HR	RBI	SH	SF	HB	BB	SO	SB	CS	OBP	SLG	E
21	ACL Reds - R	.429	2	7	2	3	2	1	0	0	0	0	0	0	0	0	0	.429	1.000	0
	Dayton - A	.273	29	99	15	27	6	0	3	19	0	1	2	17	24	10	2	.387	.424	4
Minor Totals		.283	31	106	17	30	8	1	3	19	0	1	2	17	24	10	2	.389	.462	4

BASEBALL AMERICA'S TOP 10 REDS PROSPECTS

1. Jose Barrero, IF/OF
2. Hunter Greene, RHP
3. Nick Lodolo, LHP
4. Elly De La Cruz, IF
- 5. Matt McLain, IF**
6. Austin Hendrick, OF
7. Jay Allen, OF
8. Rece Hinds, IF
9. Graham Ashcraft, RHP
10. Bryce Bonnin, RHP



MIKE MINOR

LHP
31

Age: 34 Ht.: 6-4 Wt.: 210 Bats: R Throws: L ML Service: 10.138

Born: 12/26/87 Birthplace: Chapel Hill, TN Resides: Knoxville, TN

Acquired: From the Kansas City Royals, along with cash, for LHP Amir Garrett, March 16, 2022.

Contract: Signed through the 2022 season, with a mutual contract option for 2023.

CAREER HIGHLIGHTS

- In 2019 was an American League All-Star and was voted the Rangers' Pitcher of the Year in voting of the local chapter of the Baseball Writers' Association of America after recording single-season career highs in wins, innings pitched and strikeouts.
- Was the Rangers' Pitcher of the Month for June 2019.
- In 2019 became just the fifth pitcher in Rangers history to produce in consecutive seasons at least 28 starts, an ERA under 4.20 and a WHIP of less than 1.24.
- On 6/27/18 vs SD took a perfect game into the seventh inning, retiring the first 16 batters, before allowing a single to former Royals teammate Eric Hosmer...earned the 5-2 win after allowing only that hit in 7.0 innings.
- In 2017 was Royals Pitcher of the Month for May and September.
- On 8/6/20 at Oak recorded the 1,000th strikeout of his career (Ramón Laureano).
- In 2013 led the Braves in starts, innings and strikeouts...in the National League Division Series vs LAD earned the win in Game 2, the Braves' only win of the series.
- In 2012 led the Braves in innings pitched while ranking second in starts and strikeouts.
- On 8/22/10 at Wrigley Field, in his third career start, recorded 12 strikeouts to establish a Braves rookie record.
- Missed the 2016 season recovering from 5/13/15 surgery to repair the torn labrum in his left shoulder.

2021 SEASON

- Led the Royals in starts, strikeouts and innings pitched while ranking second in quality starts (9, Brady Singer 10).
- His 158.2 innings were the fewest by a team leader in Royals history, excluding the 2020 COVID season (Mark Redman, 2006, 167ip).
- Walked just 41 batters in 158.2 innings but fell 3.1 innings shy of qualifying for league rankings.
- Among American League pitchers who threw at least 158.2 innings, his 41 walks tied for the fifth-fewest...ranked eighth in strikeouts-to-walks (3.63) while finishing 10th in strikeouts.
- On 7/10 at Cle's Progressive Field made his 200th career start.
- In a 6-0 loss on 8/13 vs StL became the 14th active pitcher to reach 100 quality starts.
- Missed the last 18 games of the season while on the 10-day injured list with a left shoulder impingement...was his first stint on the injured or disabled list since he missed the 2016 season following left shoulder surgery.
- Made his last appearance of the season on 9/8 at Bal (6ip, 5h, 0r, 0bb, 3k, 90pch).

PERSONAL: Graduated from Forrest School in Chapel Hill, TN...attended Vanderbilt University, where in his career he went 22-10 in 51 apps...pitched for the Team USA collegiate national team in 2007 and 2008.

SINGLE-SEASON CAREER HIGH STREAKS

Scoreless Streak By Game: 10g, 5/4-5/26, 2017; Scoreless Streak By Inning: 19.0, 7/31-8/16, 2019;
Winning Streak: 4g, 7/29-8/22, 2018; Losing Streak: 4g (2x), 9/2-9/20, 2014 & 6/25-7/10, 2021

COMPLETE GAMES (4)

Date/Opp	IP	H	ER	BB	SO	Result
9/14/20 at Sea	7.0	2	0	2	8	W, 9-0
6/26/19 at Det	9.0	5	1	2	7	W, 4-1
4/16/19 vs LAA	9.0	3	0	2	7	W, 5-0
7/21/13 at ChiA	8.0	5	2	2	8	L, 1-3

10-STRIKEOUT GAMES (8)

Date (Innings)	Strikeouts
4/27/19 for Tex at Sea (7.0)	13
8/22/10 for Atl at Cubs (6.0)	12
8/11/19 for Tex at Mil (8.0)	11
5/20/19 for Tex vs Sea (6.0)	11
6/20/14 for Atl at Wsh (7.0)	11
7/19/19 for Tex at Hou (7.0)	10
6/4/14 for Atl vs Sea (7.0)	10
5/25/13 for Atl at NYM (7.1)	10

HOME RUNS AS A HITTER (2)

Date	Pitcher
7/12/14 for Atl at Cubs	Edwin Jackson
5/25/13 for Atl at NYM	Dillon Gee

MINOR'S CAREER TRANSACTIONS

- Was selected by the Rays in the 13th round of the June 2006 first-year player draft. Did not sign.
- Was selected by the Braves in the first round (7th) overall of the June 2009 first-year player draft. Was signed by Brian Bridges.
- On 15-day disabled list with left shoulder tendinitis, March 23-April 30, 2014.
- On 15-day disabled list with left rotator cuff inflammation, April 3-remainder of the season, 2015; was transferred to the 60-day disabled list, May 2.
- Was signed by the Royals to a 2-year contract through the 2017 season, with a mutual option for 2018, February 20, 2016.
- On 60-day disabled list while recovering from left shoulder surgery, March 15-remainder of the season, 2016; included rehabilitation assignments at Northwest Arkansas, 5/10-5/19 and at Omaha, 5/20-5/29 & 7/28-8/22.
- Was signed by the Rangers to a 3-year contract through the 2020 season, December 8, 2017.
- Was acquired by the Athletics, along with cash, for future considerations (IF Dustin Harris, OF Marcus Smith) and international slot money, August 31, 2020.
- Was signed by the Royals to a 2-year contract through the 2022 season, with a club option for 2023, December 1, 2020; club option became a mutual option when he was traded to the Reds in March 2022.
- On 10-day injured list with a left shoulder impingement, September 15-remainder of the season, 2021.
- Was acquired by the Reds, with cash, for LHP Amir Garrett, March 16, 2022.

Career Pitching

Yr	Club	W-L	ERA	G	GS	CG	SHO	SV	IP	H	R	ER	HR	BB	SO	WP	BK
09	Rome - A	0-1	0.64	4	4	0	0	0	14	10	1	1	0	0	17	0	0
10	Mississippi - AA	2-6	4.03	15	15	0	0	0	87	74	48	39	8	34	109	2	1
	Gwinnett - AAA	4-1	1.89	6	6	0	0	0	33.1	19	7	7	1	12	37	0	0
	Atlanta	3-2	5.98	9	8	0	0	0	40.2	53	28	27	6	11	43	0	0
11	Gwinnett	4-5	3.13	16	16	0	0	0	100.2	93	43	35	12	27	99	1	0
	Atlanta	5-3	4.14	15	15	0	0	0	82.2	93	39	38	7	30	77	2	0
12	Atlanta	11-10	4.12	30	30	0	0	0	179.1	151	88	82	26	56	145	3	0
13	Atlanta	13-9	3.21	32	32	1	0	0	204.2	177	79	73	22	46	181	5	0
14	Atlanta	6-12	4.77	25	25	0	0	0	145.1	165	77	77	21	44	120	5	0
	#Rome - A	0-0	0.00	1	1	0	0	0	5	1	0	0	0	1	4	0	0
	#Mississippi - AA	0-2	8.00	2	2	0	0	0	9	14	8	8	5	0	7	0	0
	#Gwinnett - AAA	2-0	3.24	2	1	0	0	0	8.1	5	5	3	1	3	8	0	0
16	#Omaha - AAA	0-4	6.23	8	8	0	0	0	34.2	38	25	24	7	17	33	4	0
	#NW Arkansas - AA	0-0	3.52	2	2	0	0	0	7.2	5	5	3	1	5	12	0	0
17	Kansas City	6-6	2.55	65	0	0	0	6	77.2	57	23	22	5	22	88	5	0
18	Texas	12-8	4.18	28	28	0	0	0	157	138	76	73	25	38	132	3	1
19	Texas	14-10	3.59	32	32	2	1	0	208.1	190	86	83	30	68	200	2	0
20	Texas	0-5	5.60	7	7	0	0	0	35.1	35	23	22	7	13	35	0	0
	Oakland	1-1	5.48	5	4	1	1	0	21.1	15	13	13	4	7	27	0	0
21	Kansas City	8-12	5.05	28	28	0	0	0	158.2	156	92	89	26	41	149	4	0
	Major Totals	79-78	4.11	276	209	4	2	6	1311.0	1230	624	599	179	376	1197	29	1
	Minor Totals	12-19	3.60	56	55	0	0	0	299.2	259	142	120	35	99	326	7	1
	# Injury rehab																

All-Star Record

Yr	Club, Site	W-L	ERA	G	GS	CG	SHO	SV	IP	H	R	ER	HR	BB	SO	WP	BK
19	Texas, Cleveland																
																	Did not pitch

Wild Card Series Record

Yr	Club, Opponent	W-L	ERA	G	GS	CG	SHO	SV	IP	H	R	ER	HR	BB	SO	WP	BK
20	Oak at Hou																
																	Did not pitch
																	* Was on the Postseason roster but did not appear in the 2-0 series sweep loss

Division Series Record

Yr	Club, Opponent	W-L	ERA	G	GS	CG	SHO	SV	IP	H	R	ER	HR	BB	SO	WP	BK
13	Atl vs LAD	1-0	1.42	1	1	0	0	0	6.1	8	1	1	0	1	5	0	0
20	Oak vs Hou	0-0	0.00	3	0	0	0	0	3.2	2	0	0	0	1	2	0	0
	Division Series Totals	1-0	0.90	4	1	0	0	0	10.0	10	1	1	0	2	7	0	0



COLIN MORAN

@MoranColin92

INF
16

Age: 29 **Ht.:** 6-4 **Wt.:** 225 **Bats:** L **Throws:** R **ML Service:** 4.107

Born: 10/1/92 **Birthplace:** Port Chester, NY **Resides:** Charlotte, NC

Acquired: Was signed to a 1-year contract through the 2022 season, March 17, 2022.

Contract: Signed through the 2022 season and under team control through 2023.

CAREER HIGHLIGHTS

- Was selected by the Marlins in the first round (6th overall) of the June 2013 first-year player draft.
- In the 2020 season shortened by the COVID-19 pandemic, led the Pirates in HR and total bases and shared the team lead in RBI.
- Made his Major League debut on 5/16/16 at WSox.
- Recorded his first career hit on 5/27/16 at LAA, a single off Matt Shoemaker.
- In his season debut on 7/21/17 at Bal, hit his first career HR (off Richard Bleier) and first career triple...became only the second Astros player ever to produce a triple and home run in his season debut (Ken Caminiti, 7/16/87 vs Phi).
- On 9/5/19 vs Mia faced his brother, Brian, who was making his Major League debut...struck out on a full count...was the first time in Major League history brothers faced each other when one was making his first career appearance.
- The Morans are 1 of 11 sets of brothers since 1970 to face each other in a batter vs pitcher matchup...6 of the 11 matchups featured brothers who were pitchers but hit against each other, and the other 5 were position player vs pitcher duels...the latter group includes the Morans, Kyle and Bradley Zimmer (once in 2021), Colby and Cory Rasmus (once in 2013), Julio and Ruddy Lugo (twice in 2007) and George and Ken Brett (many times from 1976-79).
- In 2018 ranked among National League rookie leaders in RBI (4th), total bases (4th), runs scored (6th) and on-base percentage (8th)...shared the NL lead for all batters with 2 grand slams.
- His 107 starts at 3B in 2018 were the most by a Pirates rookie since Richie Hebner made 120 starts at that position in 1969.
- On 7/22/17 at Bal fouled a ball into his face and suffered fractures that landed him on the disabled list.
- In a minor league game in 2015 went to the disabled list after he suffered a fractured jaw on an errant throw hit him in the face while sliding into second base.
- In 2017 was a mid-season Pacific Coast League All-Star and participated in the Triple-A All-Star Game.
- In 2015 was a Texas League All-Star and MiLB.com's Texas League Player of the Month for July.
- In 2014 was a Florida State League All-Star.
- In 2013 was named to the Arizona Fall League's Rising Stars team.
- On 7/17/13 vs Charleston, homered in his first professional plate appearance.

2021 SEASON

- Was the Pirates' Opening Day starter at first base.
- Spent time on the injured list in May-June with a left groin strain and in June-August with a broken left wrist.
- Suffered the wrist injury when he was hit by a pitch on 6/28 at Coors Field.
- On 5/5 at SD recorded his only career stolen base.
- In a 5-4 win on 9/15 vs Cin produced a run-scoring groundout for his first career walkoff.

GRAND SLAMS (4)

Date	Pitcher
4/2/18 vs Min	Lance Lynn
7/1/18 at SD	Tyson Ross
7/29/19 at Cin	Wandy Peralta
8/24/19 vs Cin *	Lucas Sims

MULTI-HOMER GAMES (2)

Date	Pitchers
7/27/20 vs Mil	A. Houser, D. Williams
8/12/21 vs STL	W. LeBlanc, A. Miller

PINCH-HIT HOME RUNS (4)

Date	Pitcher
9/18/18 vs KC	Brandon Maurer
4/12/19 at Wsh	Justin Miller
5/8/19 vs Tex	Kyle Dowdy
8/24/19 vs Cin *	Lucas Sims

* Grand slam

PERSONAL: Is a 2010 graduate of Iona Prep School in New Rochelle, NY, where he was All-Archdiocese as a senior...was a *Journal News* Westchester All-Star and a 2-time team MVP.....played at the University of North Carolina...as a junior in 2013 hit .345 with 13 HR and led the NCAA with 91 RBI, but the Tar Heels lost to UCLA in the semifinals of the College World Series...also in 2013 was an All-American and a finalist for the Golden Spikes Award...was the 2013 Atlantic Coast Conference Player of the Year...his older brother, Brian, is a lefthanded pitcher who played in the Major Leagues with the Marlins (2019-2020) and Blue Jays (2020)...is a nephew of B.J. Surhoff, a 19-year Major League veteran and former No. 1 overall draft pick, and Rick Surhoff, who pitched in the majors in 1985.

MORAN'S CAREER TRANSACTIONS

- Was selected by the Marlins in the first round (6th overall) of the June 2013 first-year player draft.
- Was acquired by the Astros, along with OF Jake Marisnick, RHP Francis Martes and a 2015 Competitive Balance A draft pick, for RHP Jared Cosart, IF Kiké Hernández and OF Austin Wates.
- On 10-day injured list with facial fractures, July 23-September 16, 2017; included a rehabilitation assignment at Quad Cities, August 31-September 16.
- Was acquired by the Pirates, along with OF Jason Martin, RHP Joe Musgrove and RHP Michael Feliz, for RHP Gerrit Cole, January 13, 2018.
- On 7-day concussion list, August 24-30, 2020.
- On 10-day injured list with a left groin strain, May 9-June 5, 2021; included a rehabilitation assignment at Indianapolis, June 1-5.
- On 10-day injured list with a broken left wrist, June 29-August 5, 2021; included a rehabilitation assignment at Indianapolis, July 30-June 5.
- Was signed by the Reds to a 1-year contract through the 2022 season, March 17, 2022.

CAREER FIELDING								
Pos.	Pct.	G	PO	A	E	TC	DP	PB
3B	.950	253	136	359	26	521	36	-
1B	.990	118	761	60	8	829	85	-
2B	1.000	11	6	19	0	25	2	-
SS	1.000	1	0	2	0	2	0	-
LF	1.000	2	2	0	0	2	0	-

Career Hitting

Yr	Club	AVG	G	AB	R	H	2B	3B	HR	RBI	SH	SF	HB	BB	SO	SB	CS	OBP	SLG	E
13	Greensboro - A	.299	42	154	19	46	8	1	4	23	0	5	1	15	25	1	0	.354	.442	6
14	Jupiter - A	.294	89	361	34	106	21	0	5	33	0	3	0	28	53	1	2	.342	.393	5
	Corpus Christi - AA	.304	28	112	12	34	6	0	2	22	0	2	0	9	23	0	1	.350	.411	0
15	Corpus Christi - AA	.306	96	366	47	112	25	2	9	67	0	4	4	43	79	1	0	.381	.459	10
16	Fresno - AAA	.259	117	459	50	119	18	1	10	69	0	3	2	47	124	3	2	.329	.368	15
	Houston	.130	9	23	1	3	1	0	0	2	0	0	1	1	8	0	0	.200	.174	1
17	Fresno - AAA	.308	79	302	53	93	15	1	18	63	0	3	2	31	55	0	3	.373	.543	10
	Houston	.364	7	11	3	4	0	1	1	3	0	0	1	1	1	0	0	.417	.818	1
	#Quad Cities - A	.100	3	10	0	1	1	0	0	2	0	0	0	2	4	0	0	.250	.200	1
18	Pittsburgh	.277	144	415	49	115	19	1	11	58	0	7	4	39	82	0	2	.340	.407	10
19	Pittsburgh	.277	149	466	46	129	30	1	13	80	0	4	3	30	117	0	1	.322	.429	14
20	Pittsburgh	.247	52	178	28	44	10	0	10	23	0	1	2	19	52	0	0	.325	.472	3
21	#Indianapolis - AAA	.200	9	25	4	5	2	0	2	11	0	1	0	3	7	0	0	.276	.520	0
	Pittsburgh	.258	99	318	29	82	12	0	10	50	0	3	2	36	87	1	0	.334	.390	5
	Major Totals	.267	460	1411	156	377	72	3	45	216	0	15	12	126	347	1	3	.329	.418	34
	Minor Totals	.288	463	1789	219	516	96	5	50	290	0	21	9	178	370	6	8	.352	.432	47

Injury rehab

SINGLE-SEASON CAREER HIGH STREAKS

Hitting Streak: 12g, 8/20-9/1, 2019; **Hitless Streak:** 15ab, 5/22-5/26, 2018



DAURI
MORETA

RHP
55

Age: 25 **Ht.:** 6-2 **Wt.:** 200 **Bats:** R **Throws:** R **ML Service:** 0.012

Born: 4/15/96 **Birthplace:** Comendador, Elias Piña, DR **Resides:** Comendador, Elias Piña, DR

Acquired: Was signed as a non-drafted free agent, March 12, 2015. Was signed by Richard Jimenez.

Contract: Signed through the 2022 season and under team control through 2027.

CAREER HIGHLIGHTS

- Name is pronounced DOW-ree mo-RETTA.
- In 2021, was the Reds' Minor League Pitcher of the Year, an MiLB.com Organization All-Star and was named to the *Baseball America* Minor League All-Star second team.
- In 2019, ranked among Reds organizational leaders in WHIP (0.96, 4th) and ERA (2.35, 6th).
- In 2016, among Arizona League leaders ranked T2nd in apps, T3rd in strikeouts and fourth among AZL relievers with a .170 opponents' batting average.
- Following the 2019 season played for Glendale in the prestigious Arizona Fall League (10g, 1-0, 4.22, 10.2ip, 8h, 3bb, 9k, 1hr, 1.03whip, .211oba).

2021

- Was the Reds' Minor League Pitcher of the Year and an MiLB.com Organization All-Star.
- Was named to the *Baseball America* Minor League All-Star second team.
- Was the seventh of 9 Reds players to make Major League debuts in 2021 (2B Jonathan India, RHP Ryan Hendrix, RHP Vladimir Gutierrez, RHP Tony Santillan, IF Alejo Lopez, OF TJ Friedl, LHP Reiver Sanmartin, RHP Riley O'Brien).
- Spent most of the season at Class AA Chattanooga and Class AAA Louisville, where in 42 apps he combined to produce a 6-0 record with 8 saves and a 1.02 ERA (.164baa, 0.75whip).
- Was promoted from Louisville on 9/22, when IF Mike Moustakas went on the 10-day injured list with right foot plantar fasciitis.
- Made his Major League debut in the 9-2 win on 9/26 vs Wsh...entered the game in the seventh inning, leading 7-1, and threw a hitless inning...first strikeout victim was Lane Thomas, the final out of the inning.
- Allowed his only run in his final appearance of the season, a 9-2 loss on 10/1 at Pit...inherited 3 base runners in the eighth inning...on his first pitch allowed Cole Tucker's first career grand slam, extending Pit's lead to 9-1, then retired his next 2 batters.
- Began the season at Chattanooga, his first action above Class A, and went 4-0, 1.35 in 18 apps until he was promoted to Louisville on 7/6...for the Lookouts from 5/20-6/25 produced a season-high 11-game scoreless streak (16.1ip, 7h, 3bb, 26k).
- At Louisville, didn't allow an earned run in his first 22 apps or 24.2 innings, a streak snapped by a home run allowed in a 6-2 loss on 9/17 at Memphis.
- During spring training posted a 3.00 ERA in 5 apps for the Reds in "A" games (3ip, 2h, 1er, 1bb, 6k)...was 1 of 18 players invited to early minor league camp...wore #99.

2020 SEASON

- Was not on the Reds' 60-player pool Summer Camp roster.

MORETA'S CAREER TRANSACTIONS

- Was signed by the Reds as a non-drafted free agent, March 12, 2015. Was signed by Richard Jimenez.
- On Dayton's 7-day disabled list, April 5-18, 2018.

Career Pitching

Yr	Club	W-L	ERA	G	GS	CG	SHO	SV	IP	H	R	ER	HR	BB	SO	WP	BK
15	DSL Reds - R	1-2	1.69	11	0	0	0	4	21.1	19	7	4	1	7	30	1	0
16	AZL Reds - R	3-3	2.05	20	0	0	0	4	30.2	19	12	7	0	18	53	8	0
	Billings - R	0-0	0.00	2	0	0	0	0	2.2	1	1	0	0	3	3	1	0
17	Billings - R	0-0	0.00	4	0	0	0	0	4.0	3	0	0	0	4	8	0	0
	Dayton - A	1-2	4.94	19	0	0	0	0	27.1	18	15	15	4	9	37	4	0
18	Dayton - A	3-2	7.25	28	0	0	0	1	44.2	49	40	36	2	18	58	7	3
	Billings - R	1-1	4.91	11	0	0	0	3	11.0	10	8	6	1	9	21	6	0
19	Daytona - A	1-0	2.35	35	0	0	0	2	57.1	46	18	15	6	9	64	4	0
21	Chattanooga - AA	4-0	1.35	18	0	0	0	0	26.2	17	6	4	3	5	37	1	0
	Louisville - AAA	2-0	0.68	24	0	0	0	8	26.1	14	4	2	2	4	21	1	0
	Cincinnati	0-0	2.45	4	0	0	0	0	3.2	2	1	1	1	1	4	0	0
Major Totals		0-0	2.45	4	0	0	0	0	3.2	2	1	1	1	1	4	0	0
Minor Totals		16-10	3.18	172	0	0	0	22	252.0	196	111	89	19	86	332	33	3

SINGLE-SEASON CAREER HIGH STREAKS

Scoreless Streak By Game: 3g, 9/26-9/29, 2021; **Scoreless Streak By Inning:** 3.0, 9/26-9/29, 2021;
Winning Streak: None; **Losing Streak:** None



MIKE

MOUSTAKAS

@Moose_8

INF

9

Age: 33 Ht.: 6-0 Wt.: 225 Bats: L Throws: R ML Service: 10.111

Born: 9/11/88 Birthplace: Los Angeles, CA Resides: Malibu, CA

Acquired: Was signed to a 4-year contract through the 2023 season, with a mutual option for 2024, December 5, 2019.

Contract: Signed through the 2023 season, with a mutual option for 2024.

CAREER HIGHLIGHTS

- Last name is pronounced moo-STOCK-us.
- Was selected by the Royals in the first round of the 2007 first-year player draft (2nd pick overall behind Rays LHP David Price).
- Is a 3-time All-Star (American League for KC in 2015 & 2017, National League for Mil in 2019).
- In 2015 received votes for the American League Most Valuable Player Award.
- In 2017 was American League Comeback Player of the Year after breaking the Royals' single-season record for HR (38; Steve Balboni, 36 in 1985)...competed in the 2017 All-Star Game HR Derby.
- Received Rawlings Gold Glove Award votes for 3B in 2012, 2015, 2018 and 2019...finished second in the balloting in 2012.
- Over 4 seasons from 2017-2020 was 1 of only 8 Major League players to produce at least 96 doubles, 109 HR and 294 RBI and the only player in that group with fewer than 332 strikeouts (Nolan Arenado, Cody Bellinger, Paul Goldschmidt, Bryce Harper, Manny Machado, J.D. Martinez, Christian Yelich).
- Has made 44 career Postseason apps (2014, 2015, 2018, 2019, 2020)...hit .304 during the Royals' 2015 World Series victory over the New York Mets and hit safely in all 5 games.
- With 2 outs in the bottom of the 10th inning of Game 1 of the 2018 National League Division Series, produced a walkoff single off Col's Adam Ottavino.
- Helped KC to the 2015 World Series with a homer off Tor's David Price in Game 6 of the American League Championship Series, a 4-3 Royals win.
- In the 11th inning of the 3-2 Royals win in Game 1 of the 2014 American League Division Series hit the go-ahead HR off Fernando Salas.
- In the 10th inning of the 8-6 Royals win in Game 1 of the 2014 American League Championship Series at Bal hit a 2-run HR off Brian Matusz.
- Missed most of the 2016 season, first with a fractured left thumb and then with a torn anterior cruciate ligament in his right knee suffered on 5/22 at WSox during a collision with teammate Alex Gordon...the next season was named the American League's Comeback Player of the Year.
- In 2015 made 140 starts, all at 3B, for the World Series champion Royals.
- On 9/12/15 at Bal produced 9 RBI, a career high and Royals single-game record...included a grand slam off T.J. McFarland.
- In 2011 made his Major League debut on 6/10 at LAA (1-3, 1r, 1bb)...singled off Ervin Santana for his first career hit...in his second appearance, on 6/11 at LAA, hit his first home run (solo off Joel Piñeiro).
- In 2010 was the Texas League Player of the Year, winner of the George Brett Award as KC's minor league player of the year and participated in the SiriusXM All-Star Futures Game at Angels Stadium.
- Was drafted in 2007 and entered the very next season rated the Royals' top prospect.

GRAND SLAMS (2)

Date	Pitcher
7/2/12 for KC at Tor	David Pauley
9/12/15 for KC at Bal	T.J. McFarland

MULTI-HOMER GAMES (14)

Date	Pitchers
9/25/20 for Cin at Min	Berrios, Colina
9/11/19 for Mil at Mia	López, Ureña
8/18/19 for Mil at Wsh	Fedde, McGowin
6/6/19 for Mil vs Mia	Smith 2
5/30/19 for Mil at Pit	Musgrove 2
7/11/18 for KC at Min	Lynn, Busenitz
5/8/18 for KC at Bal	Bundy, Araujo
8/11/17 for KC at Chw	López 2
7/22/17 for KC vs Chw	Holmberg, Goldberg
6/11/17 for KC at SD	Lamet, Torres
6/24/12 for KC vs StL	Lynn 2
9/12/15 for KC at Bal	McFarland, Johnson
7/22/14 for KC at Chw	Carroll, Surkamp
7/30/13 for KC at Min	Pelfrey, Duensing

WALKOFF HOME RUNS (2)

Date (Inning)	Pitcher
6/6/17 for KC vs Hou (9th)	Ken Giles
9/5/13 for KC vs Sea (13th)	Chance Ruffin

CONSECUTIVE GAMES (MINIMUM 3)

Date	Dates
3 straight games	7/3-7/5, 2017
3 straight games	5/8-5/10, 2013

2021 SEASON

- On 5/12 at Pit produced his 600th career RBI (solo HR off Trevor Cahill).
- On 5/13 at Col made his 1,200th Major League appearance.
- On 5/31 reached 10,000 years of Major League service time.
- Missed 85 games during 3 stints on the 10-day injured list, from 4/20-4/26 with an illness unrelated to COVID-19 (1-6), from 5/20-8/5 with a right heel contusion (39-29) and from 9/22-remainder of the season with right foot plantar fasciitis (5-5).
- Made his last appearance on 9/20 vs Pit (pinch hitter) and his last start on 9/18 vs LAD.
- Made his 49 starts at 3B (41gs), 1B (7gs, last on 5/14 at Col) and 2B (1gs, 8/11 at Atl).
- After spending the 2020 season as the Reds' starting second baseman, began the season at third base while Eugenio Suárez played shortstop and consensus Rookie of the Year Jonathan India manned second base...made the move back to third base after 8 exhibition apps in spring training.
- In the absence of injured Joey Votto, from 5/7-5/14 made 7 consecutive starts at 1B until he was sidelined by the heel injury.
- In Wade Miley's no-hitter, a 3-0 win on 5/7 at Cle, made his first appearance of the season at first base.
- While recovering from the right heel injury, made 5 apps on a rehab assignment with Louisville (5g, 4gs at 3B, 1gs at DH, 6-17, .353, 1 2b, 1hr, 1rbi, 1bb, 3r), including 1 game on 6/15 and then the other 4 apps from 7/30-8/4.
- In the first inning of the 7-6 loss on 4/13 at SF homered into McCovey Cove (2-run off Kevin Gausman), his first splash hit...was the 53rd splash hit by a Giants opponent and second ever by a Reds batter...the night before, Joey Votto became the first Red to do it.
- In the 10-0 win on 8/6 vs Pit, following a stint on the injured list, made his first start for the Reds since 5/14 and produced 3 doubles and 2 RBI...became the first Reds batter with 3 doubles in a game since José Peraza did it on 8/15/18 vs Cle.
- In the 11-inning, 8-6 loss on 8/11 at Atl started at 2B in his only appearance of the season at that position.
- From 8/11-8/22 went hitless in 26 at bats, a career high...that 0-for-26 was snapped on 8/22 vs Mia by a solo HR off Sandy Alcantara.

2020 SEASON

- Appeared in the Postseason for the third consecutive season and for the fifth time in 7 years (2014, 2015, 2018, 2019, 2020).
- During the Postseason push in September led the Reds in doubles (8), slugging percentage (.581) and OPS (.914).
- In the 7-2 win on 9/25 at Min that clinched the Reds' first Postseason appearance since 2013 produced his 14th career multi-homer game, his only multi-homer game of the season, and 3 RBI.
- Led the team with 31 starts at 2B.
- Made 8 starts at 1B...in 4 of the Reds' 5 games from 8/27-8/29 started at 1B, his first apps at that position since 2018...made 4 more starts at 1B on 9/6 at Pit, 9/13 at StL, 9/14/g2 vs Pit and in the season finale on 9/27 at Min.
- On 9/15 and 9/16 vs Pit started at 3B, his only apps of the season at that position...in the 4-1 win on 9/15 made his 1,000th Major League start at 3B.
- Made his only starts of the season at DH on 8/19/g1 at KC and 9/26 at Min.
- From 7/26-7/28 missed 3 games while on the injured list...returned to the lineup in the 12-7 win on 7/29 vs Cubs and homered off Kyle Hendricks.
- Missed the nightcap of the doubleheader on 8/2 at Det after he was hit on the left forearm by a Tyler Alexander pitch in Game 1.
- From 8/5-8/14 missed 9 games with a left quad bruise.
- From 9/12-9/13 missed 2 games with a left foot contusion.
- Made his Reds debut in the 7-1 win vs the Tigers on Opening Day and produced 3 hits, including a 2-run HR off David McKay, and 4 RBI.
- Per @EliasSports, became only the second player with 4 or more RBI in his Reds debut...he joined Ryan Lavarney, who had 6 RBI in his Reds debut on 7/19/19.
- His 4 RBI were the most by a Reds batter on Opening Day since Reds Hall of Famer Adam Dunn's 5 RBI in 2005.
- In the opener of a doubleheader on 8/19 at KC went 1-for-3 in his first game at Kauffman Stadium as a visiting player...was honored with a pre-game video tribute on the scoreboard.
- In the first inning of the 3-0 win on 9/9 at Chi hit a 3-run HR off Yu Darvish.
- In the fifth inning of the nightcap of a doubleheader on 9/14 vs Pit, hit a 3-run HR off Nik Turley that gave the Reds a 6-4 lead in the 9-4 win.

2019 SEASON

- Was an All-Star for the third time in his career and a National League All-Star for the first time.
- For the fourth time in his career received votes for the Rawlings Gold Glove award for third basemen.
- For the second consecutive season helped lead the Brewers to a Postseason appearance.
- Was the Brewers' Player of the Month for May (26g, .270, 8 HR, 21 RBI).
- Made 93 starts at 3B and 40 starts at 2B...also made 1 start at DH.
- Produced at least 28 HR for the third consecutive season and for the second time in 3 seasons had at least 35 HR.
- On 4/9 at LAA made the 1,000th appearance of his Major League career.
- On 7/16 vs Atl singled off Huascar Ynoa for his 1,000th career hit.
- Produced season-high hitting streaks of 12 (7/6-7/22) and 11 (6/5-6/17) games.
- In the 7-5 Brewers win on 9/11 at Mia celebrated his 31st birthday with 3 hits, 2 HR and 5 RBI, including the game-winning 2-run HR in the top of the ninth inning.

PERSONAL: Graduated from Chatsworth (CA) High School, which also produced Val Kilmer, Kevin Spacey, Kirk and Candace Cameron, Dwight Evans and Matt Cassel...at Chatsworth High was named National Player of the Year by several media outlets, including *Baseball America* and *Collegiate Baseball*...his uncle, Tom Robson, was a first baseman with the Rangers from 1974-75 and a coach for the Rangers, Mets, Reds and Chiba Lotte Marines of the Japanese Professional League...Robson was the Reds' hitting coach for part of the 2003 season...follow on Twitter @Moose_8.

MOUSTAKAS' CAREER TRANSACTIONS

- Was selected by the Royals in the first round (2nd overall) of the 2007 first-year player draft. Was signed by John Ramey.
- On 15-day disabled list with a fractured left thumb, May 7-20, 2016; included a rehabilitation assignment at Northwest Arkansas, May 18-20.
- On 15-day disabled list with a torn anterior cruciate ligament in his right knee, May 23-remainder of the season, 2016; was transferred to the 60-day disabled list, June 14.
- Was signed by the Royals to a 1-year contract through the 2018 season with an option for 2019, March 10, 2018.
- Was acquired by the Brewers for OF Brett Phillips and RHP Jorge López, July 28, 2018.
- Brewers did not exercise his 2019 contract option, October 30, 2018.
- Was re-signed by the Brewers to a 1-year contract through the 2019 season with a mutual option for 2020, February 28, 2019.
- Brewers did not exercise his 2020 contract option, November 1, 2019.
- Was signed by the Reds to a 4-year contract through the 2023 season, with a mutual option for 2024, December 5, 2019.
- On injured list, July 26-28, 2020.
- On 10-day injured list with a left quad bruise, August 9-18, 2020.
- On 10-day injured list with an illness unrelated to COVID-19, April 20-26, 2021.
- On 10-day injured list with a right heel contusion, May 20-August 5, 2021; was transferred to the 60-day injured list, June 19; included rehabilitation assignments at Louisville, June 15-16 and July 30-August 5.
- On 10-day injured list with right foot plantar fasciitis, September 22-remainder of the season, 2021.

CAREER FIELDING

Pos.	Pct.	G	PO	A	E	TC	DP	PB
1B	.992	* 25	120	8	1	129	15	-
2B	.996	^ 80	102	129	1	232	32	-
3B	.960	# 1088	786	1939	115	2804	183	-

In 2012 finished second in the American League Rawlings Gold Glove Award voting for 3B and led league 3B in putouts (127) and double plays (41)

* In 2021 made 11 apps & 7 starts at 1B (last, 8/12 at Atl; start, 5/14 at Col)

^ In 2021 made 1 start at 2B (8/11 at Atl)

In 2021 made 44 apps and 41 starts at 3B (last, start on 9/18 vs LAD)

SINGLE-SEASON CAREER HIGH STREAKS

Hitting Streak: 15g, 8/17-9/1, 2011; **Hitless Streak:** 26ab, 8/11-8/22, 2021

All-Star Record

Yr	Club, Site	AVG	G	AB	R	H	2B	3B	HR	RBI	SH	SF	HB	BB	SO	SB	CS	OBP	SLG	E
15	AL, Cincinnati	.000	1	1	0	0	0	0	0	0	0	0	0	0	1	0	0	.000	.000	0
17	AL, Miami	.000	1	2	0	0	0	0	0	0	0	0	0	0	1	0	0	.000	.000	0
19	NL, Washington	.000	1	2	0	0	0	0	0	0	0	0	0	0	0	0	0	.000	.000	0
All-Star Totals		.000	3	5	0	0	0	0	0	0	0	0	0	0	2	0	0	.000	.000	0

Career Hitting

Yr	Club	AVG	G	AB	R	H	2B	3B	HR	RBI	SH	SF	HB	BB	SO	SB	CS	OBP	SLG	E
07	Idaho Falls - R	.293	11	41	6	12	4	1	0	10	0	0	2	4	8	0	0	.383	.439	1
08	Burlington - A	.272	126	496	77	135	25	3	*22	71	0	3	7	43	86	8	4	.337	.468	22
09	Wilmington - A	.250	129	492	66	123	32	2	16	86	1	3	2	32	90	10	6	.297	.421	24
10	NW Arkansas - AA	.347	66	259	58	90	25	0	^21	76	0	6	7	26	42	0	1	.413	.687	13
	Omaha - AAA	.293	52	225	36	66	16	0	^15	48	0	3	0	8	25	2	0	.314	.564	8
11	Omaha - AAA	.287	55	223	38	64	15	1	10	44	2	3	3	19	44	1	1	.347	.498	10
	Kansas City	.263	89	338	26	89	18	1	5	30	2	2	1	22	51	2	0	.309	.367	11
12	Kansas City	.242	149	563	69	136	34	1	20	73	0	5	7	39	124	5	2	.296	.412	15
13	Kansas City	.233	136	472	42	110	26	0	12	42	1	4	5	32	83	2	4	.287	.364	16
14	Kansas City	.212	140	457	45	97	21	1	15	54	1	4	3	35	74	1	0	.271	.361	19
	Omaha - AAA	.355	8	31	3	11	3	0	1	5	0	0	0	3	6	0	0	.412	.548	0
15	Kansas City	.284	147	549	73	156	34	1	22	82	4	5	13	43	76	1	2	.348	.470	12
16	Kansas City	.240	27	104	12	25	6	0	7	13	0	0	0	9	13	0	1	.301	.500	2
	#NW Arkansas - AA	.250	2	8	0	2	0	0	0	1	0	0	0	0	3	0	0	.250	.250	0
17	Kansas City	.272	148	555	75	151	24	0	38	85	0	6	3	34	94	0	0	.314	.521	12
18	Kansas City	.249	98	378	46	94	21	1	20	62	0	4	5	30	63	3	0	.309	.468	7
	Milwaukee	.256	54	195	20	50	12	0	8	33	0	2	2	19	40	1	1	.326	.441	5
19	Milwaukee	.254	143	523	80	133	30	1	35	87	0	2	6	53	98	3	0	.329	.516	12
20	Cincinnati	.230	44	139	13	32	9	0	8	27	0	2	4	18	36	1	0	.331	.468	1
21	Cincinnati	.208	62	183	21	38	12	0	6	22	0	3	2	18	46	0	0	.282	.372	5
	#Louisville - AAA	.353	5	17	3	6	1	0	1	1	0	0	0	1	1	0	0	.389	.588	0
Major Totals		.249	1237	4456	522	1111	247	6	196	610	8	39	51	352	798	19	10	.309	.439	117
AL Totals		.151	934	3416	388	858	184	5	139	441	8	30	37	244	578	14	9	.306	.430	94
NL Totals		.243	303	1040	134	253	63	1	57	169	0	9	14	108	220	5	1	.320	.470	23
Reds Totals		.217	106	322	34	70	21	0	14	49	0	5	6	36	82	1	0	.304	.413	6
Minor Totals		.284	454	1792	287	509	121	7	86	342	3	18	21	136	305	21	12	.339	.503	78

Injury rehab, * In 2008 led the Midwest League in HR (22). In 2010 tied for the minor league lead in HR (36)

Wild Card Series Record

Yr	Club, Opponent	AVG	G	AB	R	H	2B	3B	HR	RBI	SH	SF	HB	BB	SO	SB	CS	OBP	SLG	E
20	Cin at Atl	.000	2	8	0	0	0	0	0	0	0	0	0	1	2	0	0	.111	.000	0

Started both games at 2B (1-0 loss in 13 innings, 5-0 loss)

Wild Card Game Record

Yr	Club, Opponent	AVG	G	AB	R	H	2B	3B	HR	RBI	SH	SF	HB	BB	SO	SB	CS	OBP	SLG	E
14	KC vs Oak	.333	1	3	1	1	0	0	0	0	0	0	0	0	0	0	0	.333	.333	0
19	MIL vs Wsh	.000	1	4	0	0	0	0	0	0	0	0	0	0	1	0	0	.000	.000	1
Wild Card Totals		.143	2	7	1	1	0	0	0	0	0	0	0	0	1	0	0	.143	.333	1

Division Series Record

Yr	Club, Opponent	AVG	G	AB	R	H	2B	3B	HR	RBI	SH	SF	HB	BB	SO	SB	CS	OBP	SLG	E
14	KC vs LAA	.273	3	11	3	3	0	0	2	2	0	0	0	1	2	0	0	.333	.818	0
15	KC vs Hou	.111	5	18	1	2	1	0	0	0	0	0	1	2	2	0	0	.238	.167	0
18	MIL vs Col	.364	3	11	2	4	1	0	0	2	0	0	0	2	1	0	0	.462	.455	0
Division Series Totals		.225	11	40	6	9	2	0	2	4	0	0	1	5	5	0	0	.326	.425	0

League Championship Series Record

Yr	Club, Opponent	AVG	G	AB	R	H	2B	3B	HR	RBI	SH	SF	HB	BB	SO	SB	CS	OBP	SLG	E
14	KC vs Bal	.200	4	15	2	3	0	0	2	3	1	0	0	0	4	0	0	.200	.600	1
15	KC vs Tor	.208	6	24	3	5	0	0	1	5	0	1	0	0	5	0	0	.200	.333	1
18	MIL vs LAD	.138	7	29	1	4	1	0	0	1	0	0	0	2	12	0	0	.194	.172	1
LCS Totals		.176	17	68	6	12	1	0	3	9	1	1	0	2	21	0	0	.197	.324	3

World Series Record

Yr	Club, Opponent	AVG	G	AB	R	H	2B	3B	HR	RBI	SH	SF	HB	BB	SO	SB	CS	OBP	SLG	E
14	KC vs SF	.217	7	23	3	5	2	0	1	2	0	0	0	1	3	0	0	.250	.435	0
15	KC vs NYM	.304	5	23	1	7	0	0	0	3	0	0	0	1	1	0	0	.333	.304	0
World Series Totals		.261	12	46	4	12	2	0	1	5	0	0	0	2	4	0	0	.292	.370	0



TYLER NAQUIN

@TyNaquin

OF
12

Age: 30 Ht.: 6-2 Wt.: 195 Bats: L Throws: R ML Service: 5.033

Born: 4/24/91 Birthplace: Spring, TX Resides: Houston, TX

Acquired: Was signed to a minor league contract and invited to 2021 Major League spring training camp, February 18, 2021.

Contract: Was signed to a 1-year contract through the 2022 season, avoiding arbitration, March 22, 2022. Is under team control through 2022.

CAREER HIGHLIGHTS

- Was selected by the Indians in the first round (15th overall) of the June 2012 first-year player draft.
- In 2016 finished third in the BBWAA's American League Rookie of the Year Award voting...also was named to the TOPPS and *Baseball America* Rookie All-Star teams.
- Was the National League's Player of the Week for 8/16-8/22, 2021.
- Finished the 2020 season with a 281-game errorless streak, an Indians club record for an outfielder, dating back to a miscue on 5/15/16.
- On 6/3/16 vs the Royals, off RHP Edinson Volquez, hit his first Major League home run.
- On 7/20/16 at KC produced 2 HR, 6 RBI and 10 total bases...tied Indians rookie records for RBI and total bases in a game...became the first Indians rookie with at least 2 HR and 6 RBI in a game since Cory Snyder did it in 1986.
- On 8/19/16 vs Tor hit a walkoff, inside-the-park HR off Roberto Osuna...became only the second player in franchise history to produce a walkoff, inside-the-park HR (Braggo Roth, 8/13/1916 vs St. Louis Browns at League Park).
- Twice in 2016 was American League Rookie of the Month (June, July).
- Twice was an MiLB.com Indians Organization All-Star (2013, 2014).
- In 2013 was on the Arizona Fall League's All-Prospect team and a Carolina League All-Star.
- On 8/2/18 had season-ending surgery to stabilize a stress reaction in his right hip, a procedure that included the insertion of 3 screws into his femur...was sidelined in 2015 with a similar injury.

2016 AMERICAN LEAGUE ROOKIE OF THE YEAR AWARD VOTING

Player	Club	1st	2nd	3rd	Pts
Michael Fulmer	Tigers	26	4		132
Gary Sánchez	Yankees	4	23	2	91
Tyler Naquin	Indians		2	14	20

2021 SEASON

- Beginning 9/12 missed the last 19 games of the season with bruised ribs (8-11)...suffered the ribs injury on 9/11 at StL in a sixth-inning collision with SS Jose Barrero on Dylan Carlson's double to shallow CF... didn't go on the injured list until 9/17.
- Established single-season career highs in games, at bats, hits, doubles, HR and RBI...tied his career high in runs scored.
- Led the Reds with 78 starts in CF...also made 13 starts in LF (last, 8/24 at Mil) and 15 starts in RF (last, 8/15 at Phi).
- Was the starting CF in Wade Miley's no-hitter.
- Was 1 of only 4 players in the Major Leagues who posted an OPS of at least .800 (.809) while making at least 90 apps in center field (Bryan Reynolds .912, Cedric Mullins .878, Starling Marte .837).
- From 8/16-8/22 was the National League's Player of the Week, his first such award and the third Reds player in 2021 to be so honored (LHP Wade Miley 5/10, 1B Joey Votto 8/2)...that week hit .500 with a 1.706 OPS (3 2b, 1 3b, 4hr, 5rbi)...for the first time since 2012, 3 Reds players won Player of the Week in the same season (RHP Homer Bailey, OF Jay Bruce twice, RHP Mat Latos, CF Drew Stubbs).
- From 8/11-8/28 produced a career-high 17-game hitting streak that included eight 2-hit games and a pair of 3-hit games (29-64, .453, 7 2b, 1 3b, 6hr, 10rbi, 16r)...was the longest active hitting streak in the Major Leagues when snapped and the second-longest streak by a Reds batter in 2021 (Nick Castellanos, 21g).
- During the first 16 games of that 17-game hitting streak batted .467 with 6 HR...the last Reds batter to hit at least .467 with at least 6 HR over any 16-game span was Tony Pérez from 4/12-4/20, 1970 (.482ba, 10hr).

- That career-high 17-game hitting streak was part of a 20-game on-base streak from 8/6-8/29 (.420, 7 2b, 1 3b, 6hr, 11rbi, 18r, .487obp, .512slg).
- Hit 3 of the Reds' 5 longest home runs of the season, on 5/21 vs Mil off Adrian Houser (459 feet), on 4/6 vs Pit off Trevor Cahill (454 feet) and on 4/9 at Ari off Taylor Widener (454 feet)...Joey Votto hit the longest homer by a Reds batter in 2021, on 9/27 vs Pit off Cody Pence (466 feet)...Jesse Winker hit the Reds' third-longest HR, on 5/23 vs Mil off Freddy Peralta (456 feet).
- From 4/6-4/9 homered in 3 consecutive apps for the second time in his career (6/3-6/5, 2016).
- Hit his first 3 career leadoff HR, on 4/6 vs Pit off Trevor Cahill, on 4/7 vs Pit off Chad Kuhl (1st pitch) and on 8/22 vs Mia off Sandy Alcantara.
- On 4/6 and 4/7 vs Pit became the first Reds batter with a leadoff HR in consecutive apps since Eddie Milner did it on 6/24 vs SD & 6/25 at SF, 1984...Pete Rose (1976) and Gary Redus (1983) are the only other Reds batters with leadoff HR in consecutive apps.
- In the 14-1 win on 4/6 vs Pit produced his first career leadoff HR (off Trevor Cahill), his third career 2-homer game and a career-high 7 RBI...were the most RBI by a Reds batter in a game since Scooter Gennett had 4 HR and 10 RBI on 6/6/17 vs StL.
- His 7 RBI in the 14-1 win on 4/6 vs Pit tie Brandon Phillips (7/30/15 vs Pit) for the most in a game by a Reds leadoff batter since the statistic became official in 1920...was the first Major Leaguer to produce 7 RBI in a game from the leadoff spot since Oak's Marcus Semien did it on 8/26/19 at KC.
- In the ninth inning of the 10-7 win on 6/22 at Min, his 3-run HR off Hansel Robles snapped the 7-7 tie.
- In the 11-inning, 15-11 loss on 7/19 vs NYM produced 5 hits, a career high, and 4 RBI...was 1 of only 20 Major League players in 2021 with a 5-hit game, including teammates Nick Castellanos and Max Schrock.
- In the 4-1 loss on 9/5 vs Det became the first Reds outfielder with 2 assists in an inning (8th) since Bobby Tolan did it on 7/29/1972 vs SD (9th).

2020 SEASON

- Began the season on the 10-day injured list with a hairline fracture of his right big toe...suffered the injury when he fouled off a pitch in a 7/20 Summer Camp exhibition game.
- Did not play in exhibition games in March in Goodyear because of an August 2019 knee injury.
- Made his season debut on 8/11 vs the Cubs.
- Became a free agent following the season.
- On 2/18/21 was signed by the Reds to a minor league contract and invited to 2021 Major League spring training camp.

PERSONAL: Tyler Wesley Naquin...in 2009 graduated from Klein Collins High School in Spring, TX...played at Texas A&M, where as a junior in 2012 he hit .380 with 3 HR and 49 RBI in 61 apps (.999ops)...was a first-team All-Big 12 selection and a semifinalist for the USA Baseball Golden Spikes Award...as a sophomore led all NCAA Division I batters in hits (104) and led the Big 12 with a .381 batting average...that season was an All-American and Big 12 Player of the Year in helping the Aggies to the College World Series...in his 3-year career at A&M hit .348...entered the 2012 draft rated the best pure collegiate hitter by *Baseball America*...was a member of the 2011 USA Baseball Collegiate National Team (12g, .321)...follow on Twitter @TyNaquin.

MULTI-HOMER GAMES (4)

Date	Pitchers
8/22/21 vs Mia	A. Bass, S. Alcantara
4/6/21 vs Pit	Trevor Cahill
9/2/20 at KC	Jacob Junis, Scott Barlow
7/20/16 at KC	Ian Kennedy, Peter Moylan

LEADOFF HOME RUNS (3)

Date	Pitchers
8/22/21 vs Mia	Sandy Alcantara
4/7/21 vs Pit	Trevor Cahill
4/6/21 vs Pit	Trevor Cahill

1st Reds batter with leadoff HR in consecutive apps since Eddie Milner on 6/24 vs SD & 6/25 at SF, 1984

WALKOFF HOME RUNS (1)

Date (Inning)	Pitcher
8/19/16 vs Tor *	Roberto Osuna

* Inside-the-park HR

INSIDE-THE-PARK HR (1)

Date	Pitcher
8/19/16 vs Tor *	Roberto Osuna

* Walkoff HR

CONSECUTIVE GAMES (MINIMUM 3)

Date	Dates
3 straight games	4/6-4/9, 2021
3 straight games	6/3-6/5, 2016

NAQUIN'S CAREER TRANSACTIONS

- Was selected by the Orioles in the 33rd round of the June 2009 first-year player draft. Did not sign.
- Was selected by the Indians in the first round (15th overall) of the June 2012 first-year player draft.
- On 10-day disabled list with a left hamstring strain, May 12-June 14, 2018; included rehabilitation assignments at Akron, June 3 and at Columbus, June 6-13.
- On disabled list with a right hip strain, July 26-remainder of the season, 2018; was transferred to the 60-day DL, September 4.
- On injured list with a left calf strain, May 14-June 3, 2019; included rehabilitation assignments at Akron, May 26-28 and at Columbus, May 29-June 3.
- On injured list with a torn anterior cruciate ligament in his right knee, August 31-remainder of the season, 2019; was transferred to the 60-day DL, September 1.
- On 10-day injured list with a hairline fracture of his right big toe, July 25-August 10, 2020.
- Was signed by the Reds to a minor league contract and invited to 2021 Major League spring training camp, February 18, 2021.
- On 10-day disabled list with bruised ribs, September 17-remainder of the season, 2021.

		CAREER FIELDING									
Pos.	Pct.	G	PO	A	E	TC	DP	PB			
LF	.986	42	66	2	1	69	1	-			
CF	.992	227	374	11	3	388	0	-			
RF	.994	179	300	16	2	318	2	-			

Career Hitting

Yr	Club	AVG	G	AB	R	H	2B	3B	HR	RBI	SH	SF	HB	BB	SO	SB	CS	OBP	SLG	E	
12	Mahoning Valley - A	.270	36	137	22	37	11	2	0	13	0	0	7	17	26	4	3	.379	.380	2	
13	Carolina - A	.277	108	448	69	124	27	6	9	42	2	1	6	41	112	14	7	.345	.424	4	
	Akron - AA	.225	18	80	9	18	3	0	1	6	0	0	5	22	1	3	.271	.300	0		
14	Akron - AA	.313	76	304	54	95	12	5	4	30	1	5	2	29	71	14	3	.371	.424	1	
15	Akron - AA	.348	34	141	16	49	12	1	1	10	0	1	3	15	24	7	1	.419	.468	1	
	Columbus - AAA	.263	50	186	34	49	13	0	6	17	3	2	2	25	49	6	2	.353	.430	1	
16	Cleveland	.296	116	321	52	95	18	5	14	43	2	2	4	36	112	6	3	.372	.514	2	
	Columbus - AAA	.286	17	70	6	20	3	1	1	8	0	1	0	8	15	1	2	.354	.400	0	
17	Cleveland	.216	19	37	4	8	2	0	0	1	0	1	0	2	9	0	1	.250	.270	0	
	Columbus - AAA	.298	80	295	42	88	14	4	10	51	1	4	0	30	71	5	2	.359	.475	0	
18	Cleveland	.264	61	174	22	46	7	0	3	23	0	1	2	6	42	1	1	.295	.356	0	
	#Akron - AA	.000	1	2	0	0	0	0	0	0	0	0	1	1	0	0	0	.333	.000	0	
	#Columbus - AAA	.125	5	16	1	2	1	0	0	0	0	0	0	5	0	0	0	.125	.188	0	
19	Cleveland	.288	89	274	34	79	19	0	10	34	2	2	2	14	66	4	2	.325	.467	0	
	#Akron - AA	.200	2	5	0	1	1	0	0	0	0	0	0	1	0	0	0	.200	.400	0	
	#Columbus - AAA	.333	4	18	4	6	1	1	3	6	0	0	0	0	4	0	0	.333	1.000	0	
20	Cleveland	.218	40	133	15	29	8	1	4	20	0	2	1	5	40	0	1	.248	.383	0	
21	Cincinnati	.270	127	411	52	111	24	2	19	70	0	3	5	35	106	5	3	.333	.477	4	
	Major Totals	.273	452	1350	179	368	78	8	50	191	4	11	14	98	375	16	11	.326	.453	6	
	AL Totals	.274	325	939	127	257	54	6	31	121	4	8	9	63	269	11	8	.323	.443	2	
	Reds Totals	.270	127	411	52	111	24	2	19	70	0	3	5	35	106	5	3	.333	.477	4	
	Minor Totals	.287	431	1702	257	489	98	20	35	183	7	14	20	171	401	52	23	.357	.430	9	
	# Injury rehab																				

Wild Card Series Record

Yr	Club, Opponent	AVG	G	AB	R	H	2B	3B	HR	RBI	SH	SF	HB	BB	SO	SB	CS	OBP	SLG	E
20	Cle vs NYY	.125	2	8	0	1	0	0	0	1	0	0	0	0	4	0	0	.125	.125	0

Division Series Record

Yr	Club, Opponent	AVG	G	AB	R	H	2B	3B	HR	RBI	SH	SF	HB	BB	SO	SB	CS	OBP	SLG	E
16	Cle vs Bos	.250	2	4	0	1	0	0	0	2	0	0	0	0	3	0	0	.250	.250	0

Championship Series Record

Yr	Club, Opponent	AVG	G	AB	R	H	2B	3B	HR	RBI	SH	SF	HB	BB	SO	SB	CS	OBP	SLG	E
16	Cle vs Tor	.167	4	12	0	2	2	0	0	0	0	0	0	0	6	0	0	.167	.333	0

World Series Record

Yr	Club, Opponent	AVG	G	AB	R	H	2B	3B	HR	RBI	SH	SF	HB	BB	SO	SB	CS	OBP	SLG	E
16	Cle vs ChC	.143	5	7	0	1	0	0	0	0	1	0	0	1	5	0	0	.250	.143	0

SINGLE-SEASON CAREER HIGH STREAKS

Hitting Streak: 17g, 8/11-8/28, 2021; Hitless Streak: 21ab, 9/17-9/23, 2020



RILEY
O'BRIEN

@RileyObrienn

RHP

57

Age: 27 **Ht.:** 6-4 **Wt.:** 180 **Bats:** R **Throws:** R **ML Service:** 0.006

Born: 2/6/95 **Birthplace:** Seattle, WA **Resides:** Shoreline, WA

Acquired: From the Tampa Bay Rays for LHP Cody Reed, August 28, 2020.

Contract: Signed through the 2022 season and under team control through 2027.

CAREER HIGHLIGHTS

- In 2021 became the second player from the College of Idaho to play in the Major Leagues...joined RHP Jason Simontacchi, who went 26-17, 5.09 in 96 apps and 53 starts for the Cardinals and Nationals from 2002-2007...College of Idaho is an NAIA school with an enrollment of about 1,100 students.
- While with Bowling Green in 2018 was a mid-season Midwest League All-Star.
- Twice in 2017 for Princeton was Appalachian League Pitcher of the Week, for the weeks ending 7/2 and 8/6.
- Following the 2019 season was rated by *Baseball America* the 20th-best prospect in the Rays' organization.

2021 SEASON

- Spent almost all of the season at Louisville, but during his 3 days on the Reds' roster in the schedule's final week made his only Major League appearance.
- Started the 7-1 loss on 9/28 at WSox...first strikeout victim was Eloy Jiménez, his fifth batter...in 1.1 innings allowed 2 hits, a solo HR to Luis Robert in the first inning and a solo HR to Yoán Moncada in the second.
- Became the ninth of 9 Reds players to make Major League debuts in 2021 (2B Jonathan India, RHP Ryan Hendrix, RHP Vladimir Gutierrez, RHP Tony Santillan, IF Alejo Lopez, OF TJ Friedl, RHP Dauri Moreta, LHP Reiver Sanmartin).
- The previous day, LHP Reiver Sanmartin made his first career appearance in a 13-1 win vs Pit...Sanmartin and O'Brien became only the fourth set of Reds starting pitchers since 1900 to make Major League debuts in consecutive games, joining RHP Rookie Davis & LHP Amir Garrett in 2017 (4/6 vs Phi, 4/7 at StL), Eddie Erault & Bud Lively in 1947 (4/16, 4/17) and Martin Glendon & Bob Ewing in 1902 (4/18, 4/19).
- Became the last of the 55 players, 2 shy of the 2003 club record, and the last of the 17 rookies to appear in a game for the Reds in 2021.
- At Louisville went 7-7, 4.55 in 22 starts and 1 relief appearance...was his first action above Class AA.
- Established professional single-season career highs in starts, innings pitched, strikeouts, batters faced and pitches thrown.
- Ranked among the Triple-A East pitching leaders in ERA (7th), strikeouts (4th), starts (T5th), innings pitched (8th), batting average against (3rd, .222) and WHIP (7th, 1.31).
- During spring training didn't allow a hit in 3 scoreless relief apps during "A" games (2.1 ip, 1bb, 5k)...wore #84.
- Entered the season rated by *Baseball America* the 25th-best prospect in the organization.

2020 SEASON

- On 8/28 was acquired from the Rays for LHP Cody Reed...was assigned to the alternate training site, where he spent the rest of the regular season.
- Was not on the Reds' 40-player Postseason travel roster.
- On 11/20 was added to the 40-man roster, along with RHP Vladimir Gutierrez and RHP Jared Solomon.

PERSONAL: Graduated from Shoreline (WA) High School, the same school attended by Blake Snell...was drafted out of the College of Idaho, where he played 2 seasons after transferring from Everett (WA) Community College...his grandfather, Johnny O'Brien, played baseball and, despite his 5-foot-9 stature, basketball at Seattle University...became the first college player to score 1,000 points in a season and led Seattle U to a legendary victory over the Harlem Globetrotters...Johnny was drafted by the NBA's Milwaukee Hawks but chose baseball and played 6 years with the Pirates, Cardinals and Milwaukee Braves as both a middle infielder and pitcher...follow on Twitter @RileyObrienn and on Instagram @RileyObrienn.

O'BRIEN'S CAREER TRANSACTIONS

- Was selected by the Rays in the eighth round of the June 2017 first-year player draft. Signed by Paul Kirsch.
- On Charlotte's injured list, August 9-25, 2018.
- On Montgomery's injured list, July 26-remainder of the season, 2019.
- Was acquired by the Reds for LHP Cody Reed, August 28, 2020.

Career Pitching

Yr	Club	W-L	ERA	G	GS	CG	SHO	SV	IP	H	R	ER	HR	BB	SO	WP	BK
17	Princeton - R	1-0	2.20	11	10	0	0	0	41.0	28	10	10	1	17	40	3	0
18	Charlotte - A	4-3	3.60	10	8	1	1	0	40.0	36	18	16	1	21	37	4	0
	Bowling Green - A	4-1	2.05	15	5	0	0	0	48.1	23	14	11	3	21	66	5	0
19	Charlotte - A	2-0	1.59	6	6	0	0	0	34.0	20	8	6	2	15	35	3	0
	Montgomery - AA	5-6	3.93	14	11	1	1	0	68.2	56	33	30	4	29	72	8	21
21	Louisville - AAA	7-7	4.55	23	22	0	0	0	112.2	93	59	57	16	55	121	7	0
	Cincinnati	0-1	13.50	1	1	0	0	0	1.1	2	2	2	2	3	2	0	0
	Major Totals	0-1	13.50	1	1	0	0	0	1.1	2	2	2	2	3	2	0	0
	Minor Totals	23-17	3.39	79	62	2	2	0	344.2	256	142	130	27	158	371	30	0



CHRIS OKEY

@Chris_Okey_

C

72

Age: 27 Ht.: 5-11 Wt.: 194 Bats: R Throws: R ML Service: 0.000

Born: 12/29/94 Birthplace: Almonte Springs, FL Resides: Mount Dora, FL

Acquired: Was selected by the Reds in the second round of the June 2016 first-year player draft. Was signed by Perry Smith.

Contract: Signed through the 2022 season and under team control through 2027.

Non-Roster

CAREER HIGHLIGHTS

- Was invited to Major League spring training camp in 2019, 2020 and 2022...in 2021 was 1 of 18 players invited to early minor league camp.
- In 2017 was a Florida State League All-Star and was rated by *Baseball America* the best defensive catcher in the organization.
- In 2016 was an MiLB.com Reds Organization All-Star.
- In November 2017 attended a leadership training program at West Point.

2021 SEASON

- Spent the season at Louisville, his first full season at Class AAA.
- Made 71 apps overall, including 38 starts at catcher and 3 starts as the team's designated hitter.
- Played 1 inning in LF.
- On 1/19/22 was invited to 2022 Major League spring training camp.

2020 SEASON

- Participated in the Goodyear portion of Major League spring training camp (2g, 0-4).
- Did not participate in July's Summer Camp at the alternate site.

2019 SEASON

- Made his first 9 apps of the season at Louisville in his first stint in Class AAA.
- On 4/22 was sent to Class AA Chattanooga and spent the rest of the season there.
- On 5/22 vs Birmingham produced 3 HR, his first professional multi-homer game, and a career-high 7 RBI.
- Entered the season rated by MLB.com's MLB Pipeline the 27th-best prospect in the organization.

SEASON HIGHLIGHTS

2017: Was rated by *Baseball America* the best defensive catcher in the Reds' system...**2016:** Was an MiLB.com Reds Organization All-Star.

PERSONAL: Graduated from Eustis (FL) High School...played at Clemson University and in 186 apps over his 3-year career for the Tigers hit .301 with a .392 on-base percentage and .504 slugging percentage...twice was a finalist for the Johnny Bench Award, given annually to the best collegiate catcher in the nation, and was rated by *Baseball America* the best defensive catcher in the ACC...was on the watch list for the Golden Spikes Award, given annually to the best overall amateur player in the country...twice was named to All-America and All-ACC first teams but over the course of his college career also was named to several second- and third-team All-America teams...played on a pair of USA Baseball collegiate national teams, 2 USA Baseball 18U national teams and a USA Baseball 16U national team...his father, Chuck, played football at Presbyterian College...his mother, Kim, was a cheerleader at Clemson...follow on Twitter @Chris_Okey_

OKEY'S CAREER TRANSACTIONS

- Was selected by Padres in the 31st round of the June 2013 first-year player draft. Did not sign.
- Was selected by Reds in the second round of the June 2016 first-year player draft. Signed by Perry Smith.

Career Hitting

Yr	Club	AVG	G	AB	R	H	2B	3B	HR	RBI	SH	SF	HB	BB	SO	SB	CS	OBP	SLG	E
16	Dayton - A	.243	42	148	21	36	8	1	6	21	2	1	4	14	49	5	0	.323	.432	4
	Billings - R	.162	9	37	5	6	1	0	0	1	0	1	0	1	8	0	0	.179	.189	2
17	Daytona - A	.185	93	325	27	60	10	1	3	28	0	1	4	32	104	2	1	.265	.249	9
18	Daytona - A	.207	8	29	5	6	0	0	2	3	0	0	1	2	7	0	0	.281	.414	1
	Pensacola - AA	.198	78	263	22	52	13	0	5	26	1	0	4	17	72	2	0	.257	.304	6
19	Louisville - AAA	.121	9	33	2	4	1	0	0	3	0	0	0	0	13	0	0	.121	.152	1
	Chattanooga - AA	.228	49	149	21	34	6	1	7	25	1	1	1	19	52	0	0	.318	.423	6
21	Louisville - AAA	.237	71	169	22	40	7	1	5	23	0	1	2	22	47	0	0	.330	.379	2
Minor Totals		.206	359	1153	125	238	46	4	28	130	4	5	16	107	352	9	1	.282	.326	31



CONNOR

OVERTON

@Covert06

RHP

71

Age: 28 Ht.: 6-0 Wt.: 197 Bats: L Throws: R ML Service: 0.054

Born: 7/24/93 Birthplace: Richmond, VA Resides: Mechanicsville, VA

Acquired: Was signed to a minor league contract and invited to 2022 Major League spring training camp, November 26, 2021.

Contract: Signed through the 2022 season and under team control through 2027.

Non-Roster

CAREER HIGHLIGHTS

- Has made 9 Major League apps, including 3 starts, all in 2021 for the Blue Jays and Pirates.
- Pitched in 2 seasons in the independent leagues, for the American Association's Sioux City Explorers in 2016 and in the Atlantic League's Lancaster Barnstormers in 2019.
- Spent most of the 2016 season pitching for Sioux City but did make 1 appearance, on 8/13, for the Giants' Class A San Jose affiliate...didn't pitch again the rest of that season because of a right elbow injury.
- Missed the entire 2017 season following "Tommy John" surgery to repair the torn ulnar collateral ligament in his right elbow.
- In his only Major League plate appearance, for the Pirates on 9/23/21 at Phi, produced a 2-run single off Aaron Nola.

2021 SEASON

- In his Major League debut made 3 starts and 6 relief apps for the Blue Jays and Pirates.
- From 8/12-8/24 made 4 scoreless relief apps for the Blue Jays before he was designated for assignment on 9/3...3 days later was claimed off waivers by the Pirates, for whom he made 2 relief apps and all 3 of his starts.
- For the season, didn't allow a run in 6 relief apps (8.2ip, 4h, 2bb, 6k, .143baa).
- Posted an ERA of 10.80 in his 3 starts (6.2ip, 10h, 8er, 3bb, 9k, 2hr, .357baa).
- Made his Major League debut on 8/12/21 for the Blue Jays in a 6-3 loss at LAA...entered the game with 2 outs in the seventh inning, trailing 6-3, and retired all 4 batters faced...Jo Adell grounded out to end the seventh inning and retired all 3 batters in the eighth (Brandon Marsh L7, Kurt Suzuki 6-3, Jack Mayfield FP3).
- Didn't allow a run in his first 7 Major League apps (11.2ip, 6h, 3bb, 9k, .154baa).
- While pitching for the Pirates made 2 apps vs the Reds, both at Great American Ball Park...pitched in relief in a 9-5 loss on 9/20 (1ip, 1k) and started the 13-1 loss on 9/27 (1ip, 6h, 4er, 0bb, 2k, Joey Votto 2-run HR).
- Following the season was declared a minor league free agent.
- On 11/26 was signed by the Reds to a minor league contract with an invitation to 2022 Major League spring training camp.

PERSONAL: Played shortstop and pitched at Atlee High School in Mechanicsville, VA...played 3 seasons at Old Dominion University...missed out on a fourth collegiate season because of a right shoulder injury...his father, Dee, was selected by the Yankees in the seventh round of the 1982 secondary draft.

OVERTON'S CAREER TRANSACTIONS

- Was selected by the Marlins in the 15th round (437th overall) of the June 2014 first-year player draft.
- On Batavia's 60-day disabled list, August 22-remainder of the season, 2014.
- Was released by the Marlins, July 9, 2015.
- Was signed by the Nationals to a minor league contract, July 24, 2015.
- Was declared a minor league free agent, November 6, 2015.
- Was signed by the Giants to a minor league contract, August 12, 2016.
- On San Jose's 7-day injured list with a torn ulnar collateral ligament in his right elbow, August 14-remainder of the season, 2016.
- On Salem-Keizer's 60-day disabled list following right elbow surgery, June 15-remainder of the season, 2017.
- On San Jose's 7-day disabled list, July 27-remainder of the season, 2018.
- On Richmond's 7-day injured list, May 7-20, 2019.
- Was released by the Giants, June 11, 2019.
- Was signed by the Blue Jays to a minor league contract, February 29, 2020.
- Was declared a minor league free agent, November 1, 2020.
- Was re-signed by the Blue Jays to a minor league contract, January 28, 2021.
- Was claimed off waivers by the Pirates, September 6, 2021.
- On Pirates' 10-day injured list, September 28-remainder of the season, 2021.
- Was declared a minor league free agent, November 7, 2021.
- Was signed by the Reds to a minor league contract with an invitation to 2022 Major League spring training camp, November 26, 2021.

Career Pitching

Yr	Club	W-L	ERA	G	GS	CG	SHO	SV	IP	H	R	ER	HR	BB	SO	WP	BK
14	Batavia - A	1-2	4.71	17	0	0	0	1	21.0	24	15	11	2	14	20	2	0
15	Auburn - A	1-1	3.72	12	0	0	0	0	19.1	17	9	8	1	5	13	2	2
	Greensboro - A	0-0	13.03	8	0	0	0	0	9.2	24	14	14	3	5	7	0	0
	Syracuse - AAA	1-0	4.50	1	0	0	0	0	2.0	2	1	1	0	1	2	0	0
16	Sioux City - IND	5-1	1.96	30	0	0	0	11	36.2	21	10	8	1	12	45	1	0
	San Jose - A	0-0	54.00	1	0	0	0	0	0.1	1	2	2	1	2	1	0	0
17	Salem-Keizer - A	Injured, Did Not Play															
18	San Jose - A	2-0	4.68	14	0	0	0	2	25.0	26	13	13	2	7	23	0	0
	Sacramento - AAA	0-0	6.23	2	0	0	0	0	4.1	4	3	3	0	3	6	1	0
	Richmond - AA	0-1	4.91	7	2	0	0	0	18.1	23	12	10	3	7	19	0	0
19	Richmond - AA	3-0	3.62	14	0	0	0	0	27.1	33	16	11	3	11	25	7	1
	Lancaster - IND	3-5	4.02	9	9	0	0	0	53.2	46	25	24	7	15	56	4	1
21	Buffalo - AAA	2-1	2.03	21	7	0	0	0	57.2	52	14	13	3	10	50	4	0
	Toronto	0-0	0.00	4	0	0	0	0	6.2	4	0	0	0	2	4	1	0
	Indianapolis - AAA	0-0	0.00	1	0	0	0	0	1.0	0	0	0	0	1	2	0	0
	Pittsburgh	0-1	8.31	5	3	0	0	0	8.2	10	8	8	2	3	11	0	0
Major Totals		0-1	4.70	9	3	0	0	0	15.1	14	8	8	2	5	15	1	0
AL Totals		0-0	0.00	4	0	0	0	0	6.2	4	0	0	0	2	4	1	0
NL Totals		0-1	8.31	5	3	0	0	0	8.2	10	8	8	2	3	11	0	0
Minor Totals		10-5	4.16	98	9	0	0	3	186.0	206	99	86	18	66	168	16	3
Independent Totals		8-6	3.19	39	9	0	0	11	90.1	67	35	32	8	27	101	5	1

Career Hitting

Yr	Club	AVG	G	AB	R	H	2B	3B	HR	RBI	SH	SF	HB	BB	SO	SB	CS	OBP	SLG	E
21	Pittsburgh	1.000	5	1	1	1	0	0	0	2	0	0	0	0	0	0	0	1.000	1.000	0
Major Totals		1.000	5	1	1	1	0	0	0	2	0	0	0	0	0	0	0	1.000	1.000	0

Only career plate appearance on 9/23/21 for Pit at Phi (2-run single off Aaron Nola)

SINGLE-SEASON CAREER HIGH STREAKS

Scoreless Streak By Game: 7g, 8/12-9/20, 2021; **Scoreless Streak By Inning:** 13.2ip, 8/12-9/23, 2021;

Winning Streak: None; **Losing Streak:** None



TOMMY PHAM

@TphamLV

OF
28

Age: 34 **Ht.:** 6-2 **Wt.:** 214 **Bats:** R **Throws:** R **ML Service:** 6.107

Born: 3/8/88 **Birthplace:** Las Vegas, NV **Resides:** Las Vegas, NV

Acquired: Was signed to a 1-year contract through the 2022 season, with a mutual option for 2023, March 26, 2022.

Contract: Signed through the 2022 season.

CAREER HIGHLIGHTS

- In 15 career Postseason games hit .352 with a .931 OPS (2 2b, 3hr, 6rbi, 4sb, .375obp, .556slg).
- In Game 2 of the 2020 National League Wild Card series vs the Cardinals became only the second Padres batter with 4 hits in a Postseason game (Steve Garvey, 10/6/84 at Chc).
- In 2019 led the American League in stolen base percentage (86.2, 25-for-29) and led the Rays in plate apps, at bats, hits, doubles, stolen bases, walks and on-base percentage.
- At 31 years old in 2019 was the oldest of 9 Major League batters to produce at least 20 HR and 20 stolen bases.
- From 8/28/18-4/16/19 established a Rays franchise record by reaching base safely in 48 consecutive games, tying Joey Votto for the second-longest on-base streak by any Major League player in the decade of 2010-2019 (Shin-Soo Choo, 52g in 2018)...reached safely in his last 32 apps of the 2018 season and in first 16 apps in 2019.
- In 2019 did not commit an error in 166 total chances, tying 4 others for the best fielding percentage among Major League qualifying outfielders.
- On 9/18/19 at LAD tied the Rays single-game record with a career-high 5 hits...became the first visiting American league player ever with 5 hits in a game at Dodger Stadium.
- In 2018 was 1 of only 5 players in the Major Leagues to produce at least 102 runs, 21 HR and 15 stolen bases (Mookie Betts, Francisco Lindor, José Ramírez, Christian Yelich).
- In September 2018 became only the third batter in the DH era to record at least 5 doubles, 6 triples and 5 HR in any calendar month (KC's George Brett, August 1977 & WSox' Harold Baines, August 1984).
- In 2017 finished 11th in the BBWAA's National League MVP voting as 1 of only 7 players in the Major Leagues with at least a .300 batting average, .400 on-base percentage and .500 slugging percentage... also that season finished fourth in voting for the Rawlings Gold Glove Award.
- Made his Major League debut on 9/9/14 at Cin's Great American Ball Park while with the Cardinals.

2021 SEASON

- In his second season with the Padres appeared in a career high 155 games.
- Led the team with 78 walks, sixth-most in the National League and the second-highest single-season total of his career (81, 2019 w/ TB).
- His take percentage of 61.8 percent ranked third-highest in the Major Leagues behind Max Muncy (62.3) and Juan Soto (65.0).
- In 30 apps as a pinch hitter hit .321, sixth-best in the Major Leagues behind Eric Sogard (.345), Matt Duffy (.348), Albert Pujols (.359), Yonathan Daza (.360) and Brandon Drury (.367).
- Against National League Central Division opponents hit .300 (.415obp, .540slg).

SINGLE-SEASON CAREER HIGH STREAKS

Hitting Streak: 17g, 8/21-9/14, 2018; **Hitless Streak:** 31ab, 6/19-7/1, 2018

GRAND SLAMS (1)	
Date	Pitcher
5/6/19 for TB vs Ari	Merrill Kelly
MULTI-HOMER GAMES (8)	
Date	Pitchers
4/10/19 at WSox *	Reynaldo López
* Most recent (all 2-homer games)	
LEADOFF HOME RUNS (7)	
Date	Pitcher
8/3/21 for SD at Oak	Sean Manaea
6/27/21 for SD vs Ari	Zac Gallen
6/25/21 for SD vs Ari	Corbin Martin
6/18/21 for SD vs Cin	Tony Santillan
6/13/21 for SD at NYM	Joey Lucchesi
8/19/19 for TB vs Sea	Marco Gonzalez
5/11/18 for TB vs WSox	James Shields
WALKOFF HOME RUNS (1)	
Date (Inning)	Pitcher
8/26/17 for StL vs TB (9th)	Brad Boxberger
PINCH-HIT HOME RUNS (1)	
Date	Pitcher
8/2/16 for StL at Cin	Blake Wood

PHAM'S CAREER TRANSACTIONS

- Was selected by the Cardinals in the 16th round of the June 2006 first-year player draft.
- On 15-day disabled list with a left quad strain, March 27-June 4, 2015; was transferred to the 60-day disabled list, June 1.
- On 15-day disabled list with a left oblique strain, April 4-May 15, 2016; included rehabilitation assignments at Memphis, May 4-11 and at Springfield, May 12-15.
- On 10-day injured list with a right foot fracture, August 3-15, 2018; included a rehabilitation assignment at Hudson Valley, August 15.
- Was acquired by the Rays, along with international bonus pool slot money, for LHP Genesis Cabrera, RHP Roel Ramirez and OF Justin Williams, July 31, 2018.
- Was acquired by the Padres, along with SS Jake Cronenworth, for OF Hunter Renfree, SS Xavier Edwards and a player to be named (Esteban Quiroz), December 6, 2019.
- On 10-day injured list with a fractured left hamate bone, August 17-September 17, 2020.
- Was signed by the Reds to a 1-year contract through the 2022 season, with a mutual option for 2023, March 26, 2022.

CAREER FIELDING									
Pos.	Pct.	G	PO	A	E	TC	DP	PB	
LF	.994	427	609	19	4	632	1	-	
CF	.988	209	406	8	5	419	3	-	
RF	1.000	11	7	0	0	7	0	-	

Career Hitting

Yr	Club	AVG	G	AB	R	H	2B	3B	HR	RBI	SH	SF	HB	BB	SO	SB	CS	OBP	SLG	E	
06	Johnson City - R	.231	54	182	26	42	8	3	1	19	1	2	5	26	42	12	3	.340	.324	22	
07	Batavia - A	.205	67	239	33	49	8	5	2	16	1	0	1	25	60	14	6	.283	.305	1	
	Quad Cities - A	.063	14	32	3	2	0	0	0	1	0	0	2	3	9	3	0	.189	.063	1	
08	Palm Beach - A	.146	27	82	9	12	3	0	1	7	2	0	1	7	30	1	1	.222	.220	0	
	Quad Cities - A	.218	86	312	51	68	11	4	17	49	2	2	3	27	126	17	4	.285	.442	2	
09	Palm Beach - A	.232	114	336	47	78	15	5	8	44	3	1	4	36	102	18	6	.313	.378	4	
10	Palm Beach - A	.262	68	237	42	62	14	4	3	27	1	2	3	42	59	13	4	.377	.392	3	
	Springfield - AA	.339	38	121	19	41	13	1	3	18	0	0	1	18	28	4	2	.429	.537	4	
11	Springfield - AA	.294	40	143	31	42	11	3	5	16	2	2	1	18	40	3	3	.372	.517	2	
12	Springfield - AA	.154	12	39	3	6	2	0	1	3	0	0	0	4	19	0	0	.233	.282	0	
13	Memphis - AAA	.264	30	106	6	28	6	1	1	13	0	0	0	7	25	2	1	.310	.368	2	
	Springfield - AA	.301	45	163	27	49	6	6	6	28	0	1	4	20	42	6	3	.388	.521	0	
14	Memphis - AAA	.324	104	346	63	112	16	6	10	44	0	2	4	38	81	20	2	.395	.491	3	
	St. Louis	.000	6	2	0	0	0	0	0	0	0	0	0	0	2	0	0	.000	.000	0	
15	Memphis - AAA	.327	48	171	29	56	10	1	6	39	0	3	0	22	36	9	0	.398	.503	1	
	St. Louis	.268	52	153	28	41	7	5	5	18	0	1	0	19	41	2	0	.347	.477	0	
16	Memphis - AAA	.236	33	110	15	26	5	1	3	17	0	0	0	18	29	8	2	.344	.382	1	
	#Springfield - AA	.357	4	14	3	5	0	0	1	2	0	0	0	3	3	0	1	.471	.571	0	
	St. Louis	.226	78	159	26	36	7	0	9	17	1	0	3	20	71	2	2	.324	.440	0	
17	Memphis - AAA	.283	25	92	17	26	8	0	4	19	1	0	0	13	21	6	3	.371	.500	2	
	St. Louis	.306	128	444	95	136	22	2	23	73	2	3	10	71	117	25	7	.411	.520	1	
18	#Hudson Valley - A	.750	1	4	2	3	0	0	1	2	0	0	0	0	0	0	0	.750	1.500	0	
	St. Louis	.248	98	351	67	87	11	0	14	41	0	1	2	42	97	10	6	.331	.399	5	
	Tampa Bay	.343	39	143	35	49	7	6	7	22	0	2	4	25	43	5	1	.448	.622	0	
19	Tampa Bay	.273	145	567	77	155	33	2	21	68	0	1	5	81	123	25	4	.369	.450	0	
20	San Diego	.211	31	109	13	23	2	0	3	12	0	0	1	15	27	6	0	.312	.312	1	
21	San Diego	.229	155	475	74	109	24	2	15	49	0	4	4	78	128	14	6	.340	.383	2	
Major Totals		.265	732	2403	415	636	113	17	97	300	3	12	29	351	649	89	26	.364	.447	9	
Minor Totals		.259	810	2729	426	707	136	40	73	364	13	15	29	327	752	136	41	.343	.418	48	
# Injury rehab																					

Wild Card Game Record

Yr	Club, Opponent	AVG	G	AB	R	H	2B	3B	HR	RBI	SH	SF	HB	BB	SO	SB	CS	OBP	SLG	E
19	TB vs Oak	.500	1	4	1	2	0	0	1	1	0	0	0	0	1	1	0	.500	1.250	0

Wild Card Series Record

Yr	Club, Opponent	AVG	G	AB	R	H	2B	3B	HR	RBI	SH	SF	HB	BB	SO	SB	CS	OBP	SLG	E
20	SD vs StL	.462	3	13	1	6	2	0	0	1	0	0	0	0	1	2	0	.462	.615	1

Division Series Record

Yr	Club, Opponent	AVG	G	AB	R	H	2B	3B	HR	RBI	SH	SF	HB	BB	SO	SB	CS	OBP	SLG	E
19	TB vs Hou	.333	5	21	1	7	0	0	1	2	0	0	0	1	3	0	0	.364	.476	0
15	StL vs Chi	.200	3	5	1	1	0	0	1	2	0	0	0	0	2	0	0	.200	.800	0
20	SD vs StL	.273	3	11	1	3	0	0	0	0	0	0	0	1	4	1	0	.333	.273	0
Division Series Totals		.297	11	37	3	11	0	0	2	4	0	0	0	2	9	1	0	.333	.459	0



CONNOR PHILLIPS

RHP
28

Age: 20 Ht.: 6-2 Wt.: 195 Bats: R Throws: R ML Service: 0.000

Born: 5/4/01 Birthplace: Houston, TX Resides: Magnolia, TX

Acquired: From the Mariners as the PTBN in the 3/14/22 trade in which the Reds sent to Sea 3B Eugenio Suárez & OF Jesse Winker for RHP Justin Dunn, OF Jake Fraley & LHP Brandon Williamson, March 29, 2022.

Contract: Signed through 2022 season, under team control through 2027.

Non-Roster

2022 REDS

CAREER HIGHLIGHTS

- Was selected by the Mariners in Compensation Round B (64th overall) of the June 2020 first-year player draft.
- Prior to his March 2022 trade to the Reds, was rated by *Baseball America* the 12th-best prospect in the Mariners' organization and by MLB Pipeline the 15th-best prospect in their system.
- Was traded along with LHP Brandon Williamson, who was ranked 83rd in *Baseball America's* Top 100 list as the Mariners' fifth-best prospect.
- Was Low-A West Pitcher of the Week for 8/2-8/8, 2021.
- In 2020 participated in the Mariners' Player Development Fall League.

2021 SEASON

- In his first professional season went 7-4, 4.62 in 17 starts at Class A Modesto and advanced Class A Everett.
- In 76.0 innings allowed just 64 hits while recording 111 strikeouts.
- Ranked among the Low-A West pitching leaders in wins (T3rd) and strikeouts (9th).
- Recorded 12 strikeouts on 8/5 at Stockton and 13 strikeouts on 9/9 vs Inland Empire.
- Was Low-A West Pitcher of the Week for 8/2-8/8, 2021.

PERSONAL: In 2019 graduated from Magnolia West (TX) High School in Magnolia, Texas, where as a senior he was the district's Most Valuable Player while a second-team All-State selection...played 1 season, in 2020, at McLennan Community College in Waco, Texas.

PHILLIPS' CAREER TRANSACTIONS

- Was selected by the Blue Jays in the 35th round of the June 2019 first-year player draft. Did not sign.
- Was selected by the Mariners in Compensation Round B (64th overall) of the June 2020 first-year player draft. Was signed by Derek Miller.
- Was acquired by the Reds as the player to be named in the 3/14/22 trade in which the Reds sent to the Mariners 3B Eugenio Suárez and OF Jesse Winker for RHP Justin Dunn, OF Jake Fraley and minor league LHP Brandon Williamson, March 29, 2022.

Career Pitching

Yr	Club	W-L	ERA	G	GS	CG	SHO	SV	IP	H	R	ER	HR	BB	SO	WP	BK
21	Everett - A	0-1	2.25	1	1	0	0	0	4.0	2	3	1	1	2	7	2	0
	Modesto - A	7-3	4.75	16	16	0	0	0	72.0	62	42	38	1	44	104	15	2
	Minor Totals	7-4	4.62	17	17	0	0	0	76.0	64	45	39	2	46	111	17	2



JUNIEL

@junielquerecuto

INF

QUERECUTO 74

Age: 29 Ht.: 5-9 Wt.: 195 Bats: S Throws: R ML Service: 0.011

Born: 9/19/92 Birthplace: Barquisimeto, VZ Resides: Bobare, VZ

Acquired: Was signed to a minor league contract and invited to Major League spring training camp, January 11, 2022.

Contract: Signed through the 2022 season and under team control through 2027.

Non-Roster

CAREER HIGHLIGHTS

- Name is pronounced yoo-knee-EL care-uh-KOO-toh.
- Made his Major League debut on 9/22/16 for the Rays vs the Yankees while recovering from having his wisdom teeth removed.
- Recorded his only Major League hit on 9/27/16 for the Rays at WSox...in his third career appearance, began the game 0-for-3 off Chris Sale before hitting a 2-run triple off Matt Albers in the ninth inning.
- Missed the 2013 season while recovering from "Tommy John" surgery to repair the torn ulnar collateral ligament in his right elbow.
- Spent the 2020 COVID-19 season at the Diamondbacks' alternate site.

PERSONAL: His first name is a combination of his father's (Juan) and mother's (Elvira) names...his father was an infielder in the Blue Jays organization (1990, 1992-1995) who played 13 seasons with Lara in the Venezuelan Winter League...his brother, Juan Jr., in July 2017 was signed by the Mariners as a non-drafted free agent.

QUERECUTO'S CAREER TRANSACTIONS

- Was signed by the Mariners as a non-drafted free agent, July 2, 2009.
- Was signed by the Giants to a minor league contract, November 18, 2016.
- Was signed by the Diamondbacks to a minor league contract, December 30, 2017.
- Was signed by the Reds to a minor league contract with an invitation to Major League spring training camp, January 11, 2022.

CAREER FIELDING								
Pos.	Pct.	G	PO	A	E	TC	DP	PB
2B	1.000	2	2	2	0	4	0	-
3B	1.000	1	1	1	0	2	0	-
SS	---	1	0	0	0	0	0	-

Career Hitting

Yr	Club	AVG	G	AB	R	H	2B	3B	HR	RBI	SH	SF	HB	BB	SO	SB	CS	OBP	SLG	E
10	GCL Rays - R	.251	46	167	20	42	4	1	0	11	4	1	3	13	26	11	2	.315	.287	13
11	Hudson Valley - A	.241	70	274	36	66	11	3	0	24	4	3	1	20	45	8	3	.292	.303	26
12	Bowling Green - A	.249	106	386	53	96	17	2	0	32	9	2	1	38	79	13	6	.316	.303	15
14	Bowling Green - A	.291	88	354	45	103	13	1	2	37	6	1	1	25	44	5	5	.339	.350	19
	Charlotte - A	.194	27	93	9	18	0	2	0	8	0	0	0	2	19	0	1	.211	.237	2
15	Charlotte - A	.293	41	150	23	44	7	1	1	23	3	1	1	14	26	1	1	.355	.373	5
	Montgomery - AA	.209	44	129	22	27	5	1	1	10	3	1	1	14	18	0	3	.290	.287	4
	Durham - AAA	.300	4	10	1	3	1	0	0	1	0	0	0	2	4	0	0	.417	.400	2
16	Montgomery - AA	.241	60	220	26	53	11	3	3	27	2	3	0	21	43	0	0	.303	.359	6
	Durham - AAA	.242	36	120	11	29	8	0	0	11	1	0	2	6	31	3	1	.289	.308	2
	Tampa Bay	.091	4	11	1	1	0	1	0	2	0	0	0	0	6	0	0	.091	.273	0
17	Sacramento - AAA	.229	94	293	26	68	11	0	2	27	3	3	3	26	63	6	2	.298	.290	10
18	Jackson - AA	.369	47	168	24	62	15	2	0	23	1	2	2	12	21	10	3	.413	.482	4
	Reno - AAA	.315	68	251	33	79	8	2	1	22	1	3	1	18	35	8	3	.359	.375	3
19	Reno - AAA	.288	102	386	48	111	19	6	9	51	1	3	2	16	70	7	4	.317	.438	4
21	Reno - AAA	.301	96	362	59	109	15	7	13	79	0	3	0	31	62	9	2	.354	.489	17
	Major Totals	.091	4	11	1	1	0	1	0	2	0	0	0	0	6	0	0	.091	.273	0
	Minor Totals	.271	929	3363	436	910	145	31	32	386	38	26	18	258	586	81	36	.324	.361	132



CHUCKIE ROBINSON

C
73

Age: 27 Ht.: 6-1 Wt.: 215 Bats: R Throws: R ML Service: 0.000

Born: 12/14/94 Birthplace: Danville, IL Resides: Danville, IL

Acquired: Was selected by the Reds in the third round of the Class AAA phase of the Rule 5 Draft, December 10, 2020.

Contract: Signed through the 2022 season and under team control through 2027.

Non-Roster

2022 REDS

CAREER HIGHLIGHTS

- In 2022 is participating in his third Major League spring training camp (2019 & 2020 with Astros)...while with the Reds in 2021 was 1 of 18 players invited to early Major League spring training camp.
- In 2017 was an MiLB.com Astros Organization All-Star and Midwest League All-Star...that post-season was named Midwest League Championship Series Most Valuable Player after producing 4 HR and 8 RBI in 9 games to lead Quad City to the title.
- In 2016, in his first professional season was a mid-season New York-Penn League All-Star.
- In 325 career games at catcher has thrown out 109 of 307 runners attempting to steal (36%).

2021 SEASON

- Spent the regular season at Class AA Chattanooga, where he made 57 starts behind the plate and 5 starts as the Lookouts' designated hitter.
- Was 1 of 18 players invited to early Major League spring training camp...appeared in 3 exhibition "A" games for the Reds (1-4, 2r), including 2 apps as a defensive replacement at catcher and another appearance as a pinch hitter/designated hitter.
- On 1/19/22 was invited to 2022 Major League spring training camp.

2020 SEASON

- Spent the season at the Astros' alternate training site as part of their 60-player pool Summer Camp roster.
- In December was selected by the Reds in the third round of the Class AAA phase of the Rule 5 Draft...was 1 of 6 players selected by the Reds in the minor league phase of that draft.

PERSONAL: In 2013 graduated from Danville (IL) High School...established a school record for career home runs with 19 and hit .372 during his senior season...led his team to a pair of regional championships and to one sectional title...3 times was named to *The News-Gazette's* All-Area first team...played 3 seasons at Southern Mississippi, where as a junior in 2016 he was named to the C-USA All-Tournament Team after winning the championship...is a third-generation professional catcher...his grandfather, Chuckie Sr., in the early 1960s spent a season as a catcher in the White Sox organization...his father, Chuck, spent the summer of 1991 in the minor league system of the Cubs.

ROBINSON'S CAREER TRANSACTIONS

- Was selected by the Astros in the 21st round (637th overall) of the June 2016 first-year player draft. Was signed by Justin Cryer.
- Was selected by the Reds in the third round of the Class AAA phase of the Rule 5 Draft, December 10, 2020.

Career Hitting

Yr	Club	AVG	G	AB	R	H	2B	3B	HR	RBI	SH	SF	HB	BB	SO	SB	CS	OBP	SLG	E
16	Tri-City - A	.275	45	160	25	44	13	0	2	18	2	0	2	19	48	0	1	.359	.394	3
17	Quad Cities - A	.274	108	430	69	118	32	2	15	77	0	1	5	31	98	7	1	.330	.463	4
18	Buies Creek - A	.238	75	260	27	62	10	1	7	30	0	2	1	21	58	3	4	.296	.365	4
19	Corpus Christi - AA	.217	103	374	30	81	17	1	7	36	0	3	7	25	118	9	1	.276	.324	7
21	Chattanooga - AA	.248	66	210	40	52	8	0	8	24	0	0	6	28	46	2	2	.352	.400	6
Minor Totals		.249	397	1434	191	357	80	4	39	185	2	6	21	124	368	21	9	.317	.392	24



REIVER

SANMARTIN

LHP

52

Age: 25 Ht.: 6-2 Wt.: 160 Bats: L Throws: L ML Service: 0.007

Born: 4/15/96 Birthplace: Cartagena, Colombia Resides: Cartagena, Colombia

Acquired: From the Yankees, with RHP Sonny Gray, for IF Shed Long and the Reds' 2019 Competitive Balance A draft pick, January 21, 2019.

Contract: Signed through the 2022 season and under team control through 2027.

CAREER HIGHLIGHTS

- Name is pronounced RAY-ver sanmarTEEN...last name is written Sanmartin.
- His changeup is rated by *Baseball America* the best in the organization.
- In 2021 was an MiLB.com Organization All-Star.
- In May 2016 was a Florida State League Pitcher of the Week.
- In his minor league career vs lefthanded batters has allowed just 3 HR in 488 plate apps while producing a .203 opponents' batting average, a .254 on-base percentage and a .251 slugging percentage.

2021 SEASON

- Was an MiLB.com Organization All-Star.
- Was promoted for the last 6 games of the season and made his first 2 Major League apps.
- Made his Major League debut in the 13-1 makeup game win on 9/27 vs Pit (5.2ip, 1r)...started in place of veteran LHP Wade Miley, who went on the 10-day injured list with a neck strain.
- Became the first Reds pitcher to win his Major League debut and the first Reds pitcher to win in his first career start since LHP Amir Garrett did both on 4/7/2017 at StL (2-0).
- The next day, on 9/28 at WSox, starter RHP Riley O'Brien made his first career appearance in a 7-1 loss... Sanmartin and O'Brien became only the fourth set of Reds starting pitchers since 1900 to make Major League debuts in consecutive games, joining RHP Rookie Davis & LHP Amir Garrett in 2017 (4/6 vs Phi, 4/7 at StL), Eddie ERAutt & Bud Lively in 1947 (4/16, 4/17) and Martin Glendon & Bob Ewing in 1902 (4/18, 4/19).
- In his second appearance, earned the 6-3 win at Pit in the final game of the championship season (6ip, 1r).
- Became the first Reds pitcher to win each of his first 2 career starts and the first to throw at least 5.0 innings in each of his first 2 starts since LHP Amir Garrett did both in 2017, on 4/17 at StL (6ip, 0r) & 4/12 at Pit (6.2ip, 2r).
- Was the eighth of 9 Reds players to make Major League debuts in 2021 (2B Jonathan India, RHP Ryan Hendrix, RHP Vladimir Gutierrez, RHP Tony Santillan, IF Alejo Lopez, OF TJ Friedl, RHP Dauri Moreta, RHP Riley O'Brien).
- Became the 54th player and 16th rookie to appear in a game for the Reds in 2021...the night after his debut, on 9/28 at WSox, RHP Riley O'Brien became the 55th player and 17th rookie...the club record for players used in a season is 57 (2003).
- Spent the 2021 minor league season at Class AA Chattanooga and Class AAA Louisville, where in 17 starts and 8 relief apps he combined to finish 10-2, 3.32.
- Began the season at Chattanooga and went 2-0, 0.53 in 3 starts and 1 relief appearance...in his last 2 starts and 11.0 innings for the Lookouts recorded 2 walks and 17 strikeouts.
- On 5/26 was promoted to Louisville, his first action above Class AA, and finished his minor league season with the Bats.
- At the time of his promotion to Louisville ranked second in Class AA in opponents' batting average (.133) and WHIP (0.72) and third in ERA (0.50).
- Finished his minor league season with 112 strikeouts (100.1ip), just 2 shy of his minor league single-season high (114, 2019).
- Produced at least 100 strikeouts for the second consecutive season (2019, 2021).
- Was 1 of 18 players invited to early minor league spring training camp...posted a 3.86 ERA in 3 exhibition "A" games for the Reds...wore uniform #94.
- Followed the season played for Estrellas de Oriente in the Dominican Winter League (7gs, 0-2, 1.45, 31ip, 16h, 11bb, 19k, 0hr, .154baa).

2020 SEASON

- Was not on the Reds' 60-player pool Summer Camp roster.
- In the 2020-2021 Caribbean Series posted 1.80 ERA with 8 strikeouts in 5.0 innings for Colombia.

SEASON HIGHLIGHTS

2018: Earned his first professional save on 6/26/18 for Staten Island vs Tri-City (2-0 win, 3ip, 4h, 0bb, 6k)... following the season played for Mayaguez in the Mexico Winter League (4g, 3gs, 0-1, 6.55, 11ip, 11h, 6bb, 4k, 0hr, 1.55whip, .256oba).

SANMARTIN'S CAREER TRANSACTIONS

- Was signed by the Rangers as a non-drafted free agent, July 2, 2015.
- Was acquire by the Yankees for RHP Ronald Herrera, November 20, 2017.
- Was acquired by the Reds, along with RHP Sonny Gray, for IF Shed Long and Cin's 2019 Competitive Balance A draft pick, January 21, 2019.
- On Chattanooga's disabled list, July 30-August 3, 2019.

Career Pitching

Yr	Club	W-L	ERA	G	GS	CG	SHO	SV	IP	H	R	ER	HR	BB	SO	WP	BK
15	DSL Rangers 1 - R	0-1	5.23	6	0	0	0	0	10.1	12	6	6	0	9	7	2	0
16	DSL Rangers 2 - R	3-1	2.77	8	8	0	0	0	39.0	42	16	12	2	4	38	2	1
	DSL Rangers 1 - R	4-0	1.61	4	4	0	0	0	22.1	19	5	4	0	2	18	0	0
17	Spokane - A	3-1	2.27	7	5	0	0	0	31.2	38	12	8	2	3	28	0	1
	Hickory - A	4-1	2.62	7	6	0	0	0	34.1	36	11	10	1	6	28	3	1
18	Trenton - AA	0-1	1.80	1	1	0	0	0	5.0	4	2	1	0	0	4	0	0
	Staten Island - A	1-0	0.00	2	0	0	0	1	7.1	5	0	0	0	0	13	0	0
	Charleston - A	2-6	4.19	8	8	0	0	0	43.0	48	26	20	2	4	31	2	0
	Tampa - A	2-0	0.00	2	1	0	0	0	12.0	8	1	0	0	0	10	0	0
19	Daytona - A	2-5	3.78	13	13	0	0	0	64.1	68	32	27	5	14	60	1	0
	Chattanooga - AA	2-7	4.34	12	12	0	0	0	58.0	61	41	28	6	17	54	2	0
21	Chattanooga - AA	2-0	0.50	4	3	0	0	0	18.0	8	2	1	0	5	23	0	0
	Louisville - AAA	8-2	3.94	21	14	0	0	0	82.1	80	40	36	6	23	89	4	0
	Cincinnati	2-0	1.54	2	2	0	0	0	11.2	12	2	2	0	2	11	1	1
	Major Totals	2-0	1.54	2	2	0	0	0	11.2	12	2	2	0	2	11	1	1
	Minor Totals	33-25	3.22	95	75	0	0	* 1	427.2	429	194	153	24	87	403	16	3

* Only professional save on 6/26/18 for Staten Island vs Tri-City (2-0 win, 3ip, 4h, 0bb, 6k)

Career Hitting

Yr	Club	AVG	G	AB	R	H	2B	3B	HR	RBI	SH	SF	HB	BB	SO	SB	CS	OBP	SLG	E
21	Cincinnati	.000	2	6	0	0	0	0	0	0	0	0	0	0	5	0	0	.000	.000	0

SINGLE-SEASON CAREER HIGH STREAKS

Scoreless Streak By Game: None; **Scoreless Streak By Inning:** 5.0, 10/13/21 at Pit;
Winning Streak: 2g, 9/27-10/3, 2021; **Losing Streak:** None



CRISTIAN
SANTANA

Twitter @cys24

INF

78

Age: 25 Ht.: 6-2 Wt.: 220 Bats: R Throws: R ML Service: 0.000

Born: 2/24/97 Birthplace: San Cristobal, DR Resides: San Cristobal, DR

Acquired: Was signed to a minor league contract and invited to 2022 Major League spring training camp, November 26, 2021.

Contract: Signed through the 2022 season and under team control through 2027.

Non-Roster

CAREER HIGHLIGHTS

- In 2022 attended his second Major League spring training camp as a non-roster invitee (2020, LAD).
- From 2018-2020 made 29 apps in "A" spring training games for the Dodgers (.262, 3 2b, 1 3b, 2rbi), including 12 exhibition apps as a non-roster invitee in 2020 (.350, 1 2b, 1 3b, 1rbi, .881ops).
- In 2019 was a mid-season Texas League All-Star.
- In 2018 was an MiLB.com Dodgers Organization All-Star.
- Was Triple-A West Offensive Player of the Week for 9/5-9/11, 2021.
- Was California League Player of the Week for 8/12-8/18, 2018.
- Was Pioneer League Player of the Week for 6/18-6/24, 2017.
- From 2018-2020 played for Estrellas Orientales in the Dominican Winter League (36g, .220, 5 2b, 1 3b, 8rbi).

2021 SEASON

- Spent the season at the Dodgers' Class AAA affiliate in Oklahoma City.
- Ranked 17th in the Triple-A West with 103 hits...hit .311 but didn't have enough plate apps to qualify for the league leaders.
- Was Triple-A West Offensive Player of the Week for 9/5-9/11.
- Following the season elected minor league free agency.
- On 11/26 was signed by the Reds to a minor league contract with an invitation to 2022 Major League spring training camp.

SANTANA'S CAREER TRANSACTIONS

- Was signed by the Dodgers as a non-drafted free agent, April 22, 2014.
- Was on Great Lakes' 7-day disabled list with a left wrist sprain, August 16-24, 2017.
- On Tulsa's 7-day injured list with a left quad strain, August 7-September 1, 2019.
- On Oklahoma City's 7-day injured list with left hip inflammation, May 17-28, 2021.
- Elected minor league free agency, November 7, 2021.
- Was signed by the Reds to a minor league contract with an invitation to 2022 Major League spring training camp, November 26, 2021.

Career Hitting

Yr	Club	AVG	G	AB	R	H	2B	3B	HR	RBI	SH	SF	HB	BB	SO	SB	CS	OBP	SLG	E
14	DSL Dodgers - R	.203	38	118	7	24	7	1	0	11	1	1	0	6	29	2	2	.240	.280	18
15	DSL Dodgers - R	.276	59	217	30	60	13	0	3	18	1	0	1	16	35	3	6	.329	.378	22
16	AZL Dodgers - R	.256	42	172	26	44	6	2	8	24	0	2	1	5	46	0	1	.278	.453	11
17	Ogden - R	.537	10	41	18	22	2	1	5	16	0	1	0	6	6	0	0	.583	1.000	3
	Great Lakes - A	.322	44	174	18	56	9	0	5	25	0	1	0	5	42	0	1	.339	.460	8
18	Rancho Cucu. - A	.274	131	548	75	150	23	0	24	109	0	7	5	20	143	2	2	.302	.447	30
19	Tulsa - AA	.301	102	399	45	120	22	1	10	57	0	2	2	10	88	0	0	.320	.436	17
21	Oklahoma City - AAA	.311	91	331	40	103	20	0	8	51	0	4	1	11	68	0	2	.331	.444	13
	Minor Totals	.290	517	2000	259	579	102	5	63	311	2	18	10	79	457	7	14	.317	.440	122



TONY

@Tony_Santi19

RHP

SANTILLAN

64

Age: 24 Ht.: 6-3 Wt.: 240 Bats: R Throws: R ML Service: 0.090

Born: 4/15/97 Birthplace: Fort Worth, TX Resides: Arlington, TX

Acquired: Was selected in the second round (49th overall) of the June 2015 first-year player draft. Was signed by Byron Ewing.

Contract: Signed through the 2022 season and under team control through 2027.

2022 REDS

CAREER HIGHLIGHTS

- Last name is pronounced SAN-tee-yan.
- In 2021 was a *Baseball America* Class AAA All-Star.
- In 2018 was the Reds' Minor League Pitcher of the Year and their Pitcher of the Month for April and July.
- From 2016-2018 was an All-Star at 3 different levels (Pioneer League in 2016, Midwest League in 2017, Florida State League in 2018).
- Following the 2017 season, his changeup was rated by *Baseball America* the best in the organization... following the 2016 season, his fastball was rated by *Baseball America* the best in the organization.
- In November 2018 participated in a leadership training program at West Point.
- Following the 2019 season was invited to Major League Baseball's Rookie Career Development Program.

2021 SEASON

- In his first apps above Double-A, was a *Baseball America* Class AAA All-Star.
- In his Major League debut posted a sterling 2.91 ERA in 26 apps during 3 different stints on the Reds' roster.
- Was the fourth of 9 Reds players to make Major League debuts in 2021 (2B Jonathan India, RHP Ryan Hendrix, RHP Vladimir Gutierrez, IF Alejo Lopez, OF TJ Friedl, RHP Dauri Moreta, LHP Reiver Sanmartin, RHP Riley O'Brien).
- Made his first 4 apps as a starter (1-2, 3.78 .281baa) and his last 22 apps in relief (0-1, 2.36, .172baa).
- In his last 19 apps of the season beginning 7/23 posted a 1.14 ERA (23.2ip, 3er, .139baa).
- Was promoted for the third time on 8/17, when Heath Hembree was designated for assignment...in his last 16 apps of the season following that promotion posted a 1.35 ERA (20ip, 3er, .147baa).
- Made 7 relief apps of more than 1.0 inning, including four 2.0-inning outings (8/28 at Mia, 9/8 at Cubs, 9/15 at Pit, 9/19 vs LAD).
- Retired the first batter in 19 of his 22 relief apps...stranded 11 of 13 inherited runners.
- In the 6-2 win on 6/13 vs Col made his Major League debut at age 24 years, 59 days...started and left the game leading, 3-1, with the bases loaded and 2 outs in the fifth inning...was replaced by rookie Ryan Hendrix, who struck out Dom Nuñez to end the inning...first career strikeout was Trevor Story (4th batter).
- In the 5-3 win on 6/24 vs Atl earned his first Major League victory in his third career start...became the first Reds pitcher to record in the same game his first win and first hit (double off Jesse Chavez) since R.J. Alaniz did it on 9/28/19 at Pit.
- In the 7-6 win on 9/23 vs Wsh allowed a solo HR to Lane Thomas that snapped his career-high 9-game and 13.2-inning scoreless streaks (6h, 6bb, 17k, .130baa).
- On 6/28 vs Phi struck out in his only career pinch-hit appearance.
- While with Class AAA Louisville converted both opportunities for the first 2 saves of his professional career.
- Entered the season rated by *Baseball America* the ninth-best prospect in the organization.
- Following the season, on 10/29, had right ankle debridement.

2020 SEASON

- Spent the season at the alternate training site as part of the Reds' 60-player pool roster.
- Was a member of the 40-player Postseason roster and traveled with the team to the final road trip of the regular season, a 3-game series at Min, and to the Wild Card Series at Atl.
- Did not make an appearance on the active roster during the regular season or Postseason.
- At 22 years old, went to spring training in Goodyear as the youngest player on the Reds' 40-man roster.
- Entered the season rated by MLB.com the fourth-best prospect in the organization behind RHP Hunter Greene, LHP Nick Lodolo and IF Jonathan India and the fifth-best prospect as rated by *Baseball America*.

2019 SEASON

- In an injury-plagued season made all 21 of his starts for Class AA Chattanooga.
- Was on the Lookouts' injured list 3 times with injuries related to an impingement in his right shoulder (6/28-7/4, 7/14-7/18, 8/2-remainder of the season).
- Entered the season rated by both *Baseball America* and MLB Pipeline the fifth-best prospect in the organization and 69th in *BA's* Top 100...also was rated by field managers the best pitching prospect in the Florida State League and by *Baseball America* the sixth-best overall prospect in the Southern League.
- On 11/20 was added to the 40-man roster.

SEASON HIGHLIGHTS

2018: Was the Reds' Minor League Pitcher of the Year, their Pitcher of the Month for April and July and a Florida State League All-Star...in 26 starts at Class A Daytona and Class AA Pensacola went 10-7, 3.08 (149ip, 146h, 38bb, 134k)...among all Reds minor league pitchers ranked second in ERA, T3rd in wins and fourth in strikeouts...**2017:** At Class A Dayton was a Midwest League All-Star...ranked among MWL leaders in opponents' batting average (.222, 3rd), strikeouts (128, 4th) and ERA (3.38, 5th)...following the season his changeup was rated the best in the organization...**2016:** Following the season was rated by *Baseball America* (11th) and MLB.com (14th) among the organization's top prospects...his fastball was rated the best in the organization.

PERSONAL: Graduated from Seguin High School in Arlington, Texas...follow on Twitter @Tony_Santi19.

SANTILLAN'S CAREER TRANSACTIONS

- Was selected by the Reds in the second round (49th overall) of the June 2015 first-year player draft. Was signed by Byron Ewing.
- On Dayton's disabled list, May 30-June 8, 2017.
- On Chattanooga's injured list with injuries related to an impingement in his right shoulder, June 28-July 4, July 14-18 and August 2-remainder of the season, 2019.

Career Pitching

Yr	Club	W-L	ERA	G	GS	CG	SHO	SV	IP	H	R	ER	HR	BB	SO	WP	BK
15	AZL Reds - R	0-2	5.03	7	7	0	0	0	19.2	15	12	11	1	11	19	4	1
16	Billings - R	1-0	3.92	8	8	0	0	0	39.0	32	17	17	4	16	46	8	3
	Dayton - A	2-3	6.82	7	7	0	0	0	30.1	27	23	23	3	24	38	5	3
17	Dayton - A	9-8	3.38	25	24	0	0	0	128.0	104	57	48	9	56	128	11	2
18	Daytona - A	6-4	2.70	15	15	1	0	0	86.2	81	31	26	5	22	73	3	*3
	Pensacola - AA	4-3	3.61	11	11	0	0	0	62.1	65	27	25	8	16	61	3	0
19	Chattanooga - AA	2-8	4.84	21	21	0	0	0	102.1	110	59	55	8	54	92	3	1
21	Louisville - AAA	1-3	2.13	13	6	1	0	2	38.0	25	10	9	5	15	51	4	0
	Cincinnati	1-3	2.91	26	4	0	0	0	43.1	34	15	14	7	21	56	1	1
	Major Totals	1-3	2.91	26	4	0	0	0	43.1	34	15	14	7	21	56	1	1
	Minor Totals	25-31	3.80	108	99	2	0	2	506.1	459	236	214	43	214	508	41	13

* Tied for Florida State League lead

Career Hitting

Yr	Club	AVG	G	AB	R	H	2B	3B	HR	RBI	SH	SF	HB	BB	SO	SB	CS	OBP	SLG	E
21	Cincinnati	.143	27	7	1	1	1	0	0	0	1	0	0	0	2	0	0	.143	.286	1

Only career hit on 6/24/21 vs Atl (double off Jesse Chavez). Only career pinch-hit appearance on 6/28/21 vs Phi (strikeout by Nick Maton)

SINGLE-SEASON CAREER HIGH STREAKS

Scoreless Streak By Game: 9, 8/28-9/24, 2021; **Scoreless Streak By Inning:** 13.2, 8/28-9/24, 2021;
Winning Streak: None; **Losing Streak:** 2g, 6/29-10/2, 2021



MAX SCHROCK

@mschrock94

INF

32

Age: 27 Ht.: 5-9 Wt.: 185 Bats: L Throws: R ML Service: 1.013

Born: 10/12/94 Birthplace: Bremerton, WA Resides: Cary, NC

Acquired: Was claimed off waivers from the Cubs, February 10, 2021.

Contract: Signed through the 2022 season and under team control through 2026.

CAREER HIGHLIGHTS

- In 2022 attended Major League spring training camp for the fifth consecutive year.
- In 2020 made his Major League debut with 11 apps for the Cardinals.
- In 2017 was an MiLB.com Athletics Organization All-Star and a Texas League All-Star.
- In 2016 was the Most Valuable Player of the South Atlantic League All-Star Game.
- In 2016 led all minor league batters with 177 hits while playing for 2 affiliates (Wsh, Oak) and 4 teams (Hagerstown, Potomac, Stockton, Midland).
- In the minor leagues was a member of 3 league championship teams (2016 Texas League, 2017 Texas League, 2018 Pacific Coast League) and the 2018 Triple-A post-season champion.
- In his minor league career has hit .299 (.299017) over 518 apps and 2,117 plate apps...would be hitting .300 with 2 more hits or 8 fewer at bats.
- In his minor league career played 1B, (2gs), 2B (349g, 342gs), 3B (81g, 79gs), SS (12g, 9gs), LF (11g, 8gs) and RF (3gs).
- In his minor league career has been successful on 76 percent of his stolen base attempts (50-66).
- In his minor league career struck out just 210 times in 2,117 plate apps for an average of once every 10.08 plate apps, one of the best ratios among all minor league batters since his first professional season in 2015.
- In 2017, at Class AA Midland led the Texas League in plate apps-per-strikeout ratio (1k / 10.88pa).
- In 2017 led Texas League second basemen in fielding percentage (.986), games (101), total chances (436), putouts (173), assists (257) and double plays (83)...from 4/26-6/25 produced a 35-game errorless streak.

2021 SEASON

- Hit .288 in 53 apps and 28 starts during 4 stints with the Reds (5g/1gs from 4/16-4/22, 7g/5gs from 5/20-5/31, 10g/2gs from 7/24-8/4, 31g/20gs from 8/25-remainder of the season).
- Was promoted for the final time on 8/25, when RHP Tejay Antone went on the 10-day injured list with a season-ending right elbow injury...in 31 apps and 20 starts the rest of the season hit .275 (3 2b, 1 3b, 1hr, 7rbi, 13r), including .299 in his last 26 starts (26-87, 5 2b, 1 3b, 3hr, 10rbi).
- Made 28 starts, including 2 starts at 1B (8/1 at NYM, 9/29 at WSox), 5 starts at 2B (last, 10/2 at Pit), 2 starts at 3B (last, 5/29 at Cubs), 18 starts in LF (last, 10/3 at Pit) and 1 start in RF (8/3 vs Min)...were his first Major League apps in the outfield.
- As a pinch hitter went 7-for-17 (.412, 1 2b, 1 3b, 2rbi, .474obp, .588slg)...his 7 pinch hits ranked second on the team behind Tyler Stephenson's team-high 9 pinch hits.
- From 6/1-7/7 missed 34 games while on the Reds' 10-day injured list with a strained left calf...from 6/27-7/7 hit .400 in 7 rehab apps for Louisville (8-20, 1hr, 2rbi)...on 7/8 was returned from rehab, was reinstated from the 10-day IL and was optioned to Louisville.

DOUBLE, TRIPLE, HOMER BY REDS ROOKIES

In the 11-1 win on 5/31 vs Phi, Max Schrock became only the **fifth rookie** in Reds history to produce in a game a **double, triple and home run** (list below)...**Eric Davis** remains the last Reds batter to **hit for the cycle** (6/2/89 vs SD at Riverfront Stadium).

Max Schrock	5/31/21 vs Phillies
Chris Sabo	6/18/88 vs Giants
Nick Esasky	7/4/83 vs Braves
Frank Robinson	5/6/56 vs Phillies
Harry Craft	8/14/38 vs Cardinals

5 HITS IN A GAME, REDS ROOKIES

Max Schrock	8/1/2021 at NYM
Steve Selsky	9/26/2016 at StL
Wade Rowdon	7/9/1986 at NYM
Cliff Cook	8/7/1960 at StL
Woody Williams	9/6/1943 at Chc
Bert Haas	8/9/1942 vs Chc
Les Scarsella	8/29/1936 vs Brooklyn
Evar Swanson	7/25/1929 vs Boston
Mike Mitchell	8/20/1907 at Brooklyn

Courtesy @EliasSports

- Suffered the calf injury in an 11-1 win on 5/31 vs Phi in which he fell a single shy of the cycle and produced 3 RBI...the 3 hits and 3 RBI were career highs...became the fifth rookie in Reds history to produce in a game a double, triple and HR (Chris Sabo on 6/18/88 vs SF, Nick Esasky 1983, Frank Robinson 1956, Harry Craft 1938)...left the game with the calf injury after his seventh-inning double...in the second inning produced his first HR of the season and second of his career, a 2-run shot off Vince Velasquez that gave the Reds a 2-0 lead they would not relinquish.
- Was a member of the Taxi Squad on the Reds' first road trip of the season (4/9-4/14 at Ari/SF).
- In the sixth inning of the 10-inning, 3-2 win on 4/17 vs Cle entered in the sixth inning as a pinch hitter and remained in the game to play 3B...in the eighth inning recorded the final putout of the Reds' 31st triple play, their first since 7/25/2017 at NYY...Cle's Josh Naylor lined into the 3-3-5 triple play.
- In the seventh inning of the 19-4 loss on 5/20 vs SF entered the game as a pinch hitter (struck out)...remained in the game to play 1B until the ninth inning, when with 1 out and 2 runners on base he went in to pitch in relief of IF Alex Blandino, who faced 7 batters over 2 innings...allowed 1 run that scored on an error, then retired his last 2 batters...for the first time since 1902, more than 1 Reds position player pitched in the same game.
- In the 7-1 win on 8/1 at NYM, made his first career start at 1B and produced a career-high 5 hits, including a solo HR in the fourth inning off Marcus Stroman that gave the Reds a 1-0 lead they would not relinquish.
- Became the ninth Reds rookie since 1900 to produce 5 hits in a game, the first since Steve Selsky on 9/26/2016 at StL...became the first Reds first baseman of any tenure with 5 hits in a game since Sean Casey did it on 5/18/05, also at NYM...was 1 of only 20 Major League players this season with a 5-hit game, including teammates Nick Castellanos and Tyler Naquin.
- On 8/3 vs Min started in RF in his first career appearance in the outfield.
- In the ninth inning of the 3-2 loss on 9/23 vs Wsh produced the second pinch-hit, run scoring-triple by a Reds batter in 2021 (Tyler Naquin, 9/4 vs Det, 2rbi).
- On 10/2 at Pit, in Game 161, made his only career start batting leadoff.
- In 2021 attended a Major League spring training camp for the fourth consecutive year.
- In the Cactus League didn't play from 3/11-3/18 because of a right calf strain and wasn't available for the last 5 exhibition games because of a left hamstring strain.
- Finished the spring with a 7-game hitting streak (8-15, .533, 2 2b, 1rbi, 2sb)...played 1B (2g, 1gs), 2B (3g), 3B (4g, 3gs) and DH (3gs).
- Was optioned to Louisville the morning Opening Day rosters were due and reported to the team's alternate training site in Louisville.
- In 38 apps overall at Louisville hit .289 (4 2b, 6hr, 19rbi)...started for the Bats at 2B (20gs), 3B (10gs), RF (3gs) and 1B (2gs).

2020 SEASON

- Spent most of the season at the Cardinals' alternate training site but made his Major League debut by playing in 11 games.
- Made all 11 of his apps from 8/5-8/28...was on the roster twice more, from 9/16-9/17 and 9/28-9/29, but did not play in a game.
- Played 2B (5g, 3gs) and 3B (2g, 1gs).
- On 8/15 made his Major League debut in a 6-3 Cardinals win at White Sox...started at 2B in the nightcap of a doubleheader sweep...in the fifth inning, in his second career plate appearance, singled off Jimmy Cordero for his first Major League hit...singled again in his next plate appearance, in the sixth inning, off Jace Fry.
- Also made a pitching appearance...in the 14-2 loss to the Indians on 8/28 threw 8 pitches in a perfect ninth inning (Tyler Naquin F8, Jordan Luplow FP2, Roberto Perez 6-3).
- Hit his only Major League home run in a 5-4 loss to the Cubs in the nightcap of a doubleheader at Wrigley Field on 8/17 (solo off Kyle Ryan)...was the second of the Cardinals' only set of back-to-back HR all season, preceded by Brad Miller's homer.
- Following the season, on 10/30, was claimed off waivers by the Cubs.
- On 2/5/21 was designated for assignment by the Cubs.
- On 2/10/21 was claimed off waivers by the Reds.

PERSONAL: Graduated from Cardinal Gibbons High School in Raleigh, NC...played for the Evoshield Canes Baseball AAU team that won the 2010 16-U World Wood Bat National Championship...from 2013-2015 played at the University of South Carolina, where he was a freshman teammate of senior pitcher Tyler Webb...in 2013 was an NCBWA freshman All-American...in 2015 was a second-team All-Southeastern Conference pick...follow on Twitter @mschrock94.

SCHROCK'S CAREER TRANSACTIONS

- Was selected by the Diamondbacks in the 28th round of the June 2012 first-year player draft. Did not sign.
- Was selected by the Nationals in the 13th round (404th overall) of the June 2015 first-year player draft.
- Was acquired by the Athletics for LHP Mark Rzepczynski and cash, August 24, 2016.
- On Midland's 7-day disabled list, May 31-June 17, 2017.
- Was acquired by the Cardinals, along with IF Yairo Muñoz, for OF Stephen Piscotty, December 14, 2017.
- On Memphis' 7-day disabled list, August 6-17, 2018.
- On Memphis' 7-day injured list, May 8-15, June 8-26 and July 5-22, 2019.
- Was claimed off waivers by the Cubs, October 20, 2020.
- Was claimed off waivers by the Reds, February 10, 2021.
- On 10-day injured list with a left calf strain, June 1-July 7, 2021.

CAREER FIELDING

Pos.	Pct.	G	PO	A	E	TC	DP	PB
1B	1.000	5	22	0	0	22	1	-
2B	1.000	13	13	18	0	31	4	-
3B	1.000	11	6	3	0	9	0	-
LF	.939	23	31	0	2	33	0	-
RF	1.000	1	2	0	0	2	0	-
P	---	3	0	0	0	0	0	-

Career Hitting

Yr	Club	AVG	G	AB	R	H	2B	3B	HR	RBI	SH	SF	HB	BB	SO	SB	CS	OBP	SLG	E
15	Auburn - A	.308	46	172	31	53	10	4	2	14	0	1	0	13	16	2	1	.355	.448	5
16	Hagerstown - A	.326	67	270	46	*88	20	2	4	39	0	3	4	22	20	15	3	.381	.459	8
	Potomac - A	.341	54	232	30	*79	11	0	5	29	0	0	3	9	22	7	2	.373	.453	4
	Stockton - A	.111	2	9	0	*1	0	0	0	0	0	0	0	0	0	0	0	.111	.111	0
	Midland - AA	.391	6	23	3	*9	1	0	0	3	0	1	0	0	0	0	1	.375	.435	0
17	Midland - AA	.321	106	417	55	134	19	1	7	46	0	1	5	34	42	4	2	.379	.422	6
18	Memphis - AAA	.249	114	417	41	104	22	0	4	42	1	8	7	24	36	10	5	.296	.331	10
19	Memphis - AAA	.275	85	265	42	73	20	1	2	31	0	0	1	37	49	12	2	.366	.381	6
20	St. Louis	.176	11	17	1	3	0	0	1	1	0	0	0	6	0	0	0	.176	.353	0
21	Louisville - AAA	.289	38	128	14	37	4	0	6	19	0	1	2	7	25	0	0	.333	.461	6
	Cincinnati	.288	53	125	19	36	7	2	3	14	0	1	0	8	24	1	1	.328	.448	2
	Major Totals	.275	64	142	20	39	7	2	4	15	0	1	0	8	30	1	1	.311	.437	2
	Reds Totals	.288	53	125	19	36	7	2	3	14	0	1	0	8	24	1	1	.328	.448	2
	Minor Totals	.299	518	1933	262	578	107	8	30	223	1	15	22	146	210	50	16	.353	.409	45

* In 2016 led all minor league batters with 177 hits

Career Pitching

Yr	Club	W-L	ERA	G	GS	CG	SHO	SV	IP	H	R	ER	HR	BB	SO	WP	BK
20	St. Louis	0-0	0.00	1	0	0	0	0	1.0	0	0	0	0	0	0	0	0
21	Cincinnati	0-0	0.00	2	0	0	0	0	1.2	0	0	0	0	0	1	0	0
	Major Totals	0-0	0.00	3	0	0	0	0	2.2	0	0	0	0	0	1	0	0

SCHROCK'S CAREER PITCHING APPEARANCES

Date	Opp	Game	Score	Dec	IP	H	R	ER	BB	SO	HR	TP
8/28/20	vs Cle	23	L, 2-14	-	1.0	0	0	0	0	0	0	8
5/20/21	vs SF	42	L, 4-19	-	0.2	0	0	0	0	0	0	7
9/3/21	vs Det	136	L, 5-15	-	1.0	0	0	0	0	1	0	8

SINGLE-SEASON CAREER HIGH STREAKS

Hitting Streak: 6g, 9/8-9/16, 2021; **Hitless Streak:** 12ab, 8/18-8/28, 2020



NICK SENZEL

@LilSenzeli

CF

15

Age: 26 Ht.: 6-1 Wt.: 218 Bats: R Throws: R ML Service: 2.150

Born: 6/29/95 Birthplace: Atlanta, GA Resides: Knoxville, TN

Acquired: Was selected by the Reds in the first round (2nd overall) of the June 2016 first-year player draft. Was signed by Brad Meador.

Contract: Was signed to a 1-year contract through the 2022 season, avoiding arbitration, March 22, 2022. Is under team control through 2025.

CAREER HIGHLIGHTS

- Last name is pronounced sen-ZELL.
- Is the only player in franchise history, and 1 of only 22 players in Major League history, to produce 3 HR in his first 4 Major League apps.
- Was selected by the Reds in the first round (2nd overall) of the June 2016 first-year player draft...was rated the best pure hitter in that draft...was the Reds' highest draft pick since they took SS Kurt Stillwell with the second pick of the 1983 draft.
- For 2 consecutive seasons (2018, 2019) was rated by *Baseball America* and MLB.com's MLB Pipeline the best overall prospect in the organization.
- Following the 2018 season was rated by *Baseball America* the best player in the organization, the International League's best defensive second baseman and the IL's sixth-best prospect overall.
- Was the organization's Minor League Player of the Month for June 2018.
- In 2017 received the Sheldon "Chief" Bender Award as the Reds' Minor League Player of the Year, was a *Baseball America* All-Star, the organization's Player of the Month for August, Southern League Player of the Week for 8/7-8/13 and participated in both the Florida State League All-Star Game and SiriusXM All-Star Futures Game.
- In 2016 was an MiLB.com Organization All-Star.

2019 MAJOR LEAGUE DEBUTS & AQUINO

Player	Age	G	OPS	HR	RBI	SB
Aristides Aquino, Cin	25	57	.887	* 19	47	7
Nick Senzel, Cin	24	104	.742	^ 12	42	14
Pete Alonso, NYM	24	161	.941	53	120	1
Bryan Reynolds, Pit	24	134	.880	16	68	3
Vlad Guerrero Jr., Tor	20	123	.772	15	69	0
Eloy Jiménez, ChiA	22	122	.828	31	79	0
Mike Yastrzemski, SF	29	107	.852	21	55	2
Cavan Biggio, Tor	24	100	.793	16	48	14
Michael Chavis, Bos	24	95	.766	18	58	2
Yordan Alvarez, Hou	22	87	1.067	27	78	0
Fernando Tatis Jr., SD	20	84	.969	22	53	16
Keston Hiura, Mil	23	84	.938	19	49	9
Austin Riley, Atl	22	80	.750	18	49	0
Bo Bichette, Tor	21	46	.930	11	21	4

Aristides Aquino made his Major League debut in 2018 (1 game)
 * Set MLB records for fewest career G to 14 HR, fewest PA to 15 HR
 ^ First batter in Reds history with 3 HR in his first 4 career games

2021 SEASON

- Didn't play for the Reds after 5/17...missed the last 123 games of the season with a left knee injury that led to arthroscopic surgery on 5/28 to clean out cartilage on the undersurface of the patella.
- On 5/21 went on the 10-day injured list...on 6/13 was transferred to the 60-day injured list.
- From 7/30-8/14 made 10 rehabilitation apps for Louisville (7gs in CF, 2gs at SS, 1gs at DH, .286, 3 2b, 1 3b, 2rbi) before he was reinstated from the 60-day IL and optioned to Louisville on 8/15.
- On 8/19, because of the accumulation of fluid in his left knee and without making an appearance in a game for Louisville, his 8/15 option was reversed and he was returned to the 60-day injured list...spent the rest of the season at the Reds' player development complex in Goodyear.
- Made 36 apps and 29 starts (29g/21gs in CF, 8g/6gs at 2B, 3g/2gs at 3B)...were his first career starts at 2B and his first career apps at 3B.
- Made his first 17 starts of the season in CF...beginning 4/30 made 6 starts at 2B, 4 starts in CF and 2 starts at 3B.
- On 5/7 at Cle started at 2B in Wade Miley's no-hitter...was his sixth Major League appearance and third career start at that position.
- Hit safely in 10 of his last 14 apps for the Reds (16-52, .308, 1 2b, 1hr, 5rbi, .357obp), a stretch that included a 4-hit game in the 8-0 loss on 4/28 at LAD that tied his career high and his only home run of the season (2-run off Jake Arrieta, 4/30 vs Cubs).

- In that game on 4/28 at LAD become only the second Reds batter with 3 hits in a game off Clayton Kershaw (Brandon Phillips, 8/22/2010) and the third player at that point of the season to collect 3 hits in a game off Kershaw (Trea Turner, Chris Owings).
- From 4/11-4/20 went 0-for-21, the longest hitless stretch of his career...the skid followed a 4-game stretch in which he produced 8 hits in a span of 13 at bats.
- With 2 outs in the ninth inning of the 10-inning, 3-2 win on 4/17 vs Cle pinch ran for Max Schrock, who reached on Josh Naylor's foul, and scored the tying run on Jesse Winker's single... remained in the game to make his first career appearance at 3B.

2020 SEASON

- With 2 outfield assists shared the team lead with Shogo Akiyama.
- From 8/19-9/13, missed 27 games (12-15) while on the injured list...from 9/1-9/12 rehabbed at the alternate training site.
- Returned to the lineup on 9/14 and helped the Reds win 10 of their last 13 games to earn their first Postseason berth since 2013.
- On 9/14 was reinstated from the injured list and was designated the 29th player for that day's doubleheader... in Game 1 started in CF (0-3) in his first appearance for the Reds since 8/14 vs Pit...didn't play in the nightcap, but following the doubleheader sweep was added to the 28-man roster.
- In the sixth inning of the 4-3 win in Game 1 of the doubleheader sweep on 8/2 at Det, singled off Carson Fulmer for his 100th Major League hit.
- Started in CF in both games of the Reds' series sweep loss at Atl in the Wild Card Series.

2019 SEASON

- In his Major League debut made 92 starts, all in CF, and 104 apps overall.
- With 12 HR and 14 stolen bases, became the first Reds player with at least 10 HR and 10 SB in his Major League debut season since Chris Sabo had 11 HR and 46 steals in his 1988 Rookie of the Year season.
- Didn't debut until 5/3 but still ranked among the National League rookie leaders in outfield assists (4, T3rd), walks (T6th), stolen bases (8), doubles (T8th), multi-hit games (28, T8th), runs scored (9th) and extra-base hits (36, T9th).
- Led the Reds in starts in CF (92) and in starts batting leadoff (62)...tied Yasiel Puig for the team lead in stolen bases (14).
- Because of a right shoulder injury did not start any of the Reds' last 23 games of the season and, while not on the injured list, was unavailable to play the last 19 games.
- Made his last start of the season on 9/3 vs Phi...on 9/4 was scratched with right shoulder soreness...pinch hit on 9/5...pinch ran on 9/6...pinch ran on 9/7, his last appearance of the year.
- An MRI on 9/6 revealed a tear in the labrum of his right shoulder...had surgery on 9/24.
- Is the only player in Reds history, and 1 of only 22 players in Major League history, to produce 3 HR in his first 4 Major League apps.
- Produced 3 leadoff HR (5/6 vs SF off Drew Pomeranz, 6/12 at Cle off Zach Plesac, 8/17 vs StL off Miles Mikolas)...Zack Cozart (4 in 2012) and Drew Stubbs (3 in 2009) are the only other Reds rookies with at least 3 leadoff HR in a season.
- On 5/3 was promoted from Louisville and that night vs SF made his Major League debut, started in CF and batted second in the order (1-5, 2bb, 1r).
- Recorded his first career hit in his Major League debut (single off Tony Watson), his first HR in his second appearance (solo off Dereck Rodríguez), his first stolen base in his third game and both his first career leadoff HR (off Drew Pomeranz) & first career 2-homer game in his fourth appearance.
- On 5/4 vs SF, in the fifth inning homered behind Derek Dietrich as the second of back-to-back HR off Dereck Rodríguez...became the first Reds batter to homer in his first or second career appearance since Drew Stubbs did it in his second game on 8/20/09 vs SF, also at GABP.
- In the 12-4 win on 5/6 produced his first career leadoff HR (Drew Pomeranz) and his first career multi-homer game (both off Pomeranz).
- Reached base safely in each of his first 16 apps at Great American Ball Park, a streak snapped on 6/2 vs Wsh (20-68, .294, 4hr, 7rbi, .364obp)...was the longest such home streak by a Reds player to start his career since Drew Stubbs reached base safely in each his first 25 apps at GABP spanning the 2009 and 2010 seasons.
- From 5/3, the date of his promotion, through 6/8 started in CF in 32 consecutive games and played every inning...that 32-game streak of consecutive starts was the longest by any Reds player this season and was snapped on 6/9 at Phi, but in the seventh inning of that 4-3 win he pinch hit, singled and then scored the go-ahead run before playing the last 3 innings in CF.

MULTI-HOMER GAMES (1)

Date	Pitchers
5/6/19 vs SF	Drew Pomeranz 2

LEADOFF HOME RUNS (3)

Date	Pitcher
8/17/19 vs StL	Miles Mikolas
6/12/19 at Cle	Zach Plesac
5/6/19 vs SF	Drew Pomeranz
Joined Zack Cozart (4 in 2012) and Drew Stubbs (3 in 2009) as the only Reds rookies with at least 3 leadoff HR in a season. Jonathan India hit 4 leadoff HR in his 2021 Rookie of the Year season.	

SINGLE-SEASON CAREER HIGH STREAKS

Hitting Streak: 9g, 5/24-6/1, 2019; **Hitless Streak:** 21ab, 4/11-4/20, 2021

- In the 10-2 win on 5/26 at Cubs had 3 hits and 4 runs scored... became the first Reds batter since at least 1908 to score 4 runs in a game within his first 21 career apps and the first Reds leadoff hitter with 4 runs in a game since Billy Hamilton did it on 5/5/17 vs SF.
- In the 17-9 win on 7/13 at Coors Field produced a career-high 4 hits, including a double and 2 triples, and fell a home run shy of the cycle.
- Went hitless on 6/2 vs Wsh, snapping his season-high 9-game hitting streak (14-41, .341, 5 2b, 1hr, 5rbi, .378obp) and a 20-game on-base streak that tied Joey Votto's for the longest by a Reds hitter in 2019 (26-86, .302, 6 2b, 2 3b, 1hr, 8rbi, 4sb, .358obp).
- In the eighth and ninth innings of the 12-5 loss on 8/8 vs Cubs, as a part of a double switch made his only Major League appearance at 2B.
- On 9/1/night at StL snapped a season-high 0-for-17 skid (8/28-9/1) with a solo HR off Daniel Ponce De Leon.
- Was 1 of 5 Reds players to make his Major League debut (IF/OF Josh VanMeter, OF Brian O'Grady, RHP Jimmy Herget, RHP Joel Kuhnel).
- Began the season on Louisville's injured list with a right ankle sprain suffered on 3/25 during a spring training game in Goodyear...came off the IL on 4/23 and made 8 apps for the Bats before he was promoted on 5/3.
- Participated in his second straight Major League spring training camp as a non-roster invitee...in 12 spring training apps for the Reds hit .308 (6 2b, 3rbi, 4sb)...was reassigned to minor league camp on 3/22, just 2 days before the Reds broke camp.
- Entered the season rated 10th on *Baseball America's* Top 100 Prospects list.

MINOR LEAGUES

2018: On 6/28 had season-ending surgery to reduce a fracture in his right index finger...on 10/16 had arthroscopic surgery to clean out bone spurs in his left elbow...prior to that elbow surgery played LF and CF during the Reds' instructional league games...suffered the finger injury on 6/22 while playing for Class AAA Louisville...when injured ranked fifth in the International League in hitting and finished his season with an active 11-game hitting streak (22-50, .440)...from 5/8-5/28 also was disabled with symptoms of vertigo...for the Bats played 2B (28g), 3B (14g) and SS (1g)...on 4/30 vs Columbus hit an inside-the-park home run...was the organization's Player of the Month for June (19g, .387, 8 2b, 3hr, 16rbi, 3sb, .434obp, .613slg, 1.047ops)...following the season was rated by *Baseball America* the best player in the organization, the International League's best defensive second baseman and the IL's sixth-best prospect overall...entered the season rated by *Baseball America* and MLB.com the best prospect in the organization...was a non-roster invitee to 2018 Major League spring training camp, his first...**2017:** In 119 apps at Class A Daytona and Class AA Pensacola combined to hit .321 with 40 doubles, 3 triples, 14 HR, 65 RBI and 14 stolen bases...received the Sheldon "Chief" Bender Award as the organization's Minor League Player of the Year, was a *Baseball America* All-Star, Southern League Player of the Week for 8/7-8/13 (5g, .522, 4hr, 9rbi, 1.690ops) and participated in both the Florida State League All-Star Game and SiriusXM All-Star Futures Game...was the organization's Player of the Month for August (22g, .359, 4 2b, 6hr, 16rbi, 4sb, 1.092ops)...following the season was rated by *Baseball America* the second-best prospect in the Southern League and fourth-best prospect in the Florida State League...also was rated the FSL's best batting prospect and best defensive third baseman...among all Reds minor leaguers was rated best hitter for average and infielder with the best arm...among all Reds minor leaguers ranked second in hitting (.321) and fourth in RBI (65)...**2016:** Following the season was rated by *Baseball America* the top prospect in the Midwest League and by MiLB.com the top prospect in the organization and 43rd-best prospect overall...was an MiLB.com Organization All-Star...made his professional debut on 6/17 for Billings vs Missoula and went 2-for-3 with a run scored, 2 RBI and a stolen base...was hit by a pitch in his first plate appearance...at Class A Dayton, his .567 slugging percentage and ratio of extra-base hits per game (.57) were the highest marks in franchise history for a player with at least 50 apps.

PERSONAL: Played at the University of Tennessee, where he majored in psychology...was a semifinalist for the 2016 Golden Spikes Award, an award given annually to the best amateur baseball player in the country...in 2015 was named the Cape Cod League's Most Valuable Player, the league's best professional prospect and Summer Collegiate Baseball Player of the Year...follow on Twitter @LiLisenzii.

SENZEL'S CAREER TRANSACTIONS

- Was selected by the Reds in the first round (2nd overall) of the June 2016 first-year player draft. Was signed by Brad Meador.
- On Pensacola's disabled list with symptoms of vertigo, September 3-remainder of the season, 2017.
- On Louisville's disabled list with symptoms of vertigo, May 8-28, 2018.
- On Louisville's disabled list with a fractured right index finger, June 24-remainder of the season, 2018.
- On Louisville's disabled list with a right ankle sprain, April 3-22, 2019.
- On injured list, August 19-September 13, 2020.
- On 10-day injured list with torn cartilage in his left knee, May 21-remainder of the season, 2021; was transferred to the 60-day injured list, June 13; included a rehabilitation assignment at Louisville, July 30-August 14.

CAREER FIELDING

Pos.	Pct.	G	PO	A	E	TC	DP	PB
2B	.882	* 9	6	9	2	17	0	-
3B	1.000	^ 3	2	3	0	5	0	-
CF	.978	148	260	6	6	272	2	-

* Made 8 apps/6 starts in 2021, ^ Made all 3 career apps/2 starts in 2021

Career Hitting

Yr	Club	AVG	G	AB	R	H	2B	3B	HR	RBI	SH	SF	HB	BB	SO	SB	CS	OBP	SLG	E
16	Billings - R	.152	10	33	3	5	1	0	0	4	0	1	1	6	5	3	0	.293	.182	0
	Dayton - A	.329	58	210	38	69	23	3	7	36	1	4	2	32	49	15	7	.415	.567	8
17	Daytona - A	.305	62	246	41	75	26	2	4	31	0	0	3	23	54	9	2	.371	.476	10
	Pensacola - AA	.340	57	209	40	71	14	1	10	34	0	0	0	26	43	5	4	.413	.560	4
18	Louisville - AAA	.310	44	171	23	53	12	2	6	25	0	2	1	19	39	8	2	.378	.509	2
19	Louisville - AAA	.257	8	35	7	9	1	0	1	2	0	0	0	3	13	0	0	.316	.371	0
	Cincinnati	.256	104	375	55	96	20	4	12	42	0	1	3	30	101	14	5	.315	.427	4
20	Cincinnati	.186	23	70	8	13	6	0	2	8	0	1	0	6	15	2	1	.247	.357	1
21	Cincinnati	.252	36	111	18	28	4	0	1	8	0	1	0	12	16	2	5	.323	.315	3
	#Louisville - AAA	.286	10	35	5	10	3	1	0	2	0	1	0	2	2	0	0	.316	.429	0
Major Totals		.246	153	556	81	137	30	4	15	58	0	3	3	48	132	18	11	.308	.396	8
Minor Totals		.312	239	904	152	282	77	8	28	132	1	7	7	109	203	40	15	.388	.508	24

Injury rehab

Wild Card Series Record

Yr	Club, Opponent	AVG	G	AB	R	H	2B	3B	HR	RBI	SH	SF	HB	BB	SO	SB	CS	OBP	SLG	E
20	Cin at Atl	.286	2	7	0	2	0	0	0	0	0	0	0	0	2	0	0	.286	.286	0

Started both games in CF (1-0 loss in 13 innings, 5-0 loss)

SHELDON "CHIEF" BENDER AWARD - REDS MINOR LEAGUE PLAYER OF THE YEAR

2020 Jose Barrero, SS	2014 Ben Lively, RHP	2006 Homer Bailey, RHP
2020 No minor league season	2013 Seth Mejias-Brean, 3B	2005 Chris Denorfia, OF
2019 Aristides Aquino, OF	2012 Billy Hamilton, SS	2004 Richie Gardner, RHP
2018 Ibandel Isabel, IF/OF	2011 Billy Hamilton, SS	2003 Stephen Smitherman, OF
2017 Nick Senzel, 3B	2010 Devin Mesoraco, C	2002 Brandon Larson, 3B
2016 Aristides Aquino, OF	2009 Chris Heisey, OF	2001 Adam Dunn, OF
2015 Tyler Mahle, RHP	2008 Chris Valaika, SS	2000 Austin Kearns, OF
	2007 Jay Bruce, OF	



LUCAS
SIMS

@LSims_

RHP

39

Age: 27 **Ht.:** 6-2 **Wt.:** 220 **Bats:** R **Throws:** R **ML Service:** 3.014

Born: 5/10/94 **Birthplace:** Lawrenceville, GA **Resides:** Lawrenceville, GA

Acquired: From the Braves, along with RHP Matt Wisler and OF Preston Tucker, for OF Adam Duvall, July 30, 2018.

Contract: Following the 2021 season was eligible for arbitration for the first time. Is under team control through 2024.

CAREER HIGHLIGHTS

- Was selected by the Braves in the first round (21st overall) of the 2012 first-year player draft.
- In 2019 established a Louisville single-season record for fewest innings pitched to record 100 strikeouts (78.1ip)...broke the record held by Aroldis Chapman (80ip, 2010).
- In 2019 was an International League All-Star and IL Pitcher of the Week for 71-7/7.
- In 2017 was an International League All-Star.
- In 2015 was an Arizona Fall League Rising Star...started for the West squad in the AFL All-Star Game.
- In 2013 was an MiLB.com Braves Organization All-Star.
- Was International League Pitcher of the Week for 4/17-4/23, 2017 & 7/2-7/8, 2018 and Southern League Pitcher of the Week for 8/18-8/24, 2015.
- Entered the 2014 season rated by *Baseball America* the Braves' top overall prospect and their minor league pitcher with the best curveball.
- Was the Braves' 2012 Minor League Pitcher of the Year...led all Braves farmhands with 12 wins.
- In 2012, following his first professional season, his curveball was rated by *Baseball America* the best in the Braves organization and the best secondary pitch of any pitcher in his draft class...through the 2016 season his curveball continued to be rated the best among all Braves minor leaguers.

SINGLE-SEASON CAREER HIGH STREAKS

Scoreless Streak By Game: 7g (2x), 8/22-9/10 & 9/15-10/1, 2021;
Scoreless Streak By Inning: 11.0, 8/17-8/28, 2017; **Winning Streak:** 4g, 5/5-6/15, 2021; **Losing Streak:** 3g, 8/1-8/12, 2017

2021 SEASON

- Recorded his first 7 professional saves.
- Established career highs in wins, apps, saves and strikeouts.
- Didn't issue a walk to any of his last 55 batters faced...issued his most recent walk to his first batter on 8/20 vs Mia.
- Beginning 8/22 shut out the opponent in 14 of his last 15 apps of the season (1.26era, 14.1ip, 7h, 2er, 0bb, 25k, .140baa), including a pair of career-high 7-game scoreless streaks (6.2ip from 8/22-9/10, 6.2ip from 9/15-10/1).
- Retired 18 consecutive batters between a 3-run HR by Jazz Chisholm Jr. on 8/20 vs Mia and a single by Willson Contreras on 9/6 at Wrigley Field.
- From 6/24-8/7 missed 39 games with a right elbow sprain.
- Posted a 5.02 ERA (.221baa) in 28 apps prior to the injury and a 3.44 ERA (.167baa) in 19 apps after he came off the 10-day injured list on 8/8.
- Suffered the elbow injury in the 10-7 win on 6/22 at Min, when all 3 batters faced reached base and scored... in his last 11 apps prior to that outing had posted an ERA of 0.75 (12ip, 11h, 1er, 4bb, 18k, .239oba).
- Before he came off the injured list on 8/8, made 5 rehab apps for Louisville (2gs, 0-0, 3.86, 4.2ip, 6h, 3bb, 4k, 2hr, .333baa).
- Retired the first batter in 34 of his 47 apps...stranded 13 of 19 inherited runners, including each of his last 7 inherited runners.
- 9 times threw more than 1.0 inning, most recently on 8/15 at Pit (1.1ip)...4 times threw a season-high 2.0 innings, most recently in the 6-2 win on 6/13 vs Col.
- 8 times pitched on 2 consecutive days and once, for the only time in his career, pitched on 3 consecutive days (4/20-4/22)...was pitching when the 4/20 game was suspended and returned to the mound when the game resumed on 4/21...pitched again on 4/22.

- In the 3-0 win on 4/12 at SF earned his first professional save...entered the game in the ninth inning with 2 outs and a runner on base in relief of Tejay Antone, who had thrown 3.2 hitless innings, and struck out Evan Longoria to end the game.
- His appearance in the 7-2 loss on 6/10 vs Mil snapped a 6-game scoreless streak during which he recorded 5 saves (6.1ip, 6h, 2bb, 9k, .250oba)...also snapped a streak in which he had converted 6 straight save chances and another streak in which he had pitched in 7 consecutive Reds wins.
- Began spring training with tightness in his right elbow and was limited to 3 apps in "A" Games.
- Made his first appearance in an "A" Game on 3/23 (1ip, 3h, 2er, 0bb, 1k).
- Made his second Opening Day roster, both with the Reds (2020, 2021).

2020 SEASON

- Made his first Opening Day roster.
- With 20 apps ranked fourth on the Reds' staff (Raisel Iglesias 22, Amir Garrett 21, Nate Jones 21).
- Twice allowed a season-high 3 earned runs, both to the Cardinals (1.2ip on 9/1 vs StL, 2ip on 9/12 at StL)... his season ERA in his other 18 apps was 0.41 (22ip, 1er).
- 9 times during the regular season threw more than 1.0 inning...5 times threw at least 2.0 innings, with a season-high of 2.1 innings on 9/20 vs WSox.
- Twice during the regular season pitched on consecutive days (8/4-8/5, 9/4-9/5).
- During the regular season retired the first batter in 15 of his 20 apps...stranded 14 of 19 inherited runners... twice inherited the bases loaded and each time stranded 2 of the 3 runners without allowing a hit.
- Pitched in both games of the Wild Card Series at Atl...did not allow a hit and retired the last 8 of his 9 batters.

2019 SEASON

- Was an International League All-Star and IL Pitcher of the Week for 7/1-7/7.
- Established a Louisville single-season record for fewest innings pitched to record 100 strikeouts (78.1ip)... broke the record held by Aroldis Chapman (80ip, 2010).
- Ranked T17th in the International League in strikeouts.
- Went 1-1, 6.48 in 4 starts and 1-0, 3.42 in 20 relief apps during 2 stints with the Reds.
- Made 3 starts and all 20 of his relief apps after he was promoted just following the All-Star break...was 1 of 7 roster moves that day (7/18).
- Made his first start the day after a day/night doubleheader...made his second start in place of injured RHP Tyler Mahle (left hamstring strain)...made his third start in place of injured LHP Alex Wood (low back soreness)...made his fourth start in place of RHP Trevor Bauer (illness).
- While pitching in relief, 10 times threw more than 1.0 inning, 4 times threw 2.0 innings and on 7/30 vs Pit threw a season-high 2.2 innings out of the bullpen.
- Retired the first batter in 13 of his 20 relief apps and stranded 9 of 13 inherited runners.
- Made his first appearance for the Reds in an 11-6 win on 5/28 vs Pit...in the club's 55th game of the season became only the sixth different Reds starting pitcher...was the latest in a season the Reds used a sixth starting pitcher since 2012, when in that year's 121st game (on 8/18), RHP Todd Redmond started the night game of a DH vs the Cubs...in that 2012 NL Central Division championship season, Homer Bailey (33), Johnny Cueto (33), Mat Latos (33), Bronson Arroyo (32) and Mike Leake (30) made 161 of the team's 162 starts...was optioned back to Louisville following the next afternoon's game and pitched for the Bats until his second promotion on 7/18.
- In the 11-6 win on 5/8 vs Pit threw 7.1 innings with 9 strikeouts, both career highs...was the longest outing by a Reds pitcher until Sonny Gray threw 8.0 innings on 7/3 in the club's 84th game...took a 3-hit shutout into the eighth inning before Kevin Newman hit Sims' 100th and final pitch for a grand slam, the first homer of Newman's career.

2018: On 7/30 was acquired from the Braves, along with RHP Matt Wisler and OF Preston Tucker, for LF Adam Duvall...the next day was optioned to Louisville, where he made 5 starts before he was promoted to the Reds as a September callup...made all 3 of his apps for the Reds in relief before he became hampered by a right teres major strain...for the Reds, appeared in games on 9/2 at StL, 9/5 at Pit and 9/9 vs SD...didn't pitch again after 9/9...on 9/1 was promoted from Louisville, along with IF Blake Trahan (TRUH-haw)...on 9/2 at StL became the 32nd pitcher to appear for the Reds, tying the 2016 franchise record for pitchers in a season.

2017: In his Major League debut made 10 starts and 4 relief apps for the Braves...began the season at Class AAA Gwinnett and despite an 8/1 promotion led the staff in starts, innings pitched and strikeouts...was promoted on 8/1 and with the exception of the 4 relief apps from 9/7-9/16 finished the season in the Braves' starting rotation...made his Major League debut in a 3-2 loss to the Dodgers on 8/1 (6ip, 6h, 3er, 0bb, 3k, 1hr)...became the fifth starter in Atlanta history to record at least 6.0 innings without issuing a walk in his first career appearance...IF Ozzie Albies also made his Major League debut on 8/1 vs LAD...they became the first pair of Braves teammates to start in the same lineup in their debuts since RHP Al Santorini and C Walt Hriniaik made their first career apps together on 9/10/68 vs SF...after losing his first 3 starts earned his first career victory in his fourth appearance, a 10-4 win at Coors Field on 8/17.

PERSONAL: Attended Brookwood High School in Snellville, Georgia...as a senior in 2012 was named Georgia Region 8 AAAAA Pitcher of the Year after finishing 8-1 with a 1.19 ERA and leading Brookwood to the state championship game...before signing with the Braves was committed to attending Clemson University.

SIMS' CAREER TRANSACTIONS

- Was selected by the Braves in the first round (21st overall) of the June 2012 first-year player draft. Was signed by Brian Bridges.
- On Carolina's disabled list, May 14-July 2, 2015; included a rehabilitation assignment at GCL Braves, June 25-July 2.
- Was acquired by the Reds, along with RHP Matt Wisler and OF Preston Tucker, for LF Adam Duvall, July 30, 2018.
- On 10-day injured list with a right elbow sprain, June 24-August 7, 2021; included a rehabilitation assignment at Louisville, July 27-August 7.

Career Pitching

Yr	Club	W-L	ERA	G	GS	CG	SHO	SV	IP	H	R	ER	HR	BB	SO	WP	BK
12	Danville - R	2-4	4.33	8	8	0	0	0	27.0	26	14	13	2	12	29	1	0
	Braves - R	0-0	1.29	3	3	0	0	0	7.0	2	2	1	1	1	10	0	0
13	Rome - A	12-4	2.62	28	18	1	0	0	116.2	83	44	34	3	46	134	14	0
14	Lynchburg - A	8-11	4.19	28	28	0	0	0	156.2	146	81	73	12	57	107	15	1
15	Mississippi - AA	4-2	3.21	9	9	0	0	0	47.2	29	18	17	1	29	56	2	0
	Carolina - A	3-4	5.18	9	9	1	0	0	40.0	39	27	23	2	23	37	8	2
	#Braves - R	0-0	9.00	2	2	0	0	0	5.0	7	7	5	0	2	7	0	0
16	Gwinnett - AAA	2-6	7.56	11	10	0	0	0	50.0	56	44	42	12	37	58	9	0
	Mississippi - AA	5-5	2.67	17	17	0	0	0	91.0	64	34	27	3	55	101	5	1
17	Atlanta	3-6	5.62	14	10	0	0	0	57.2	64	37	36	9	23	44	0	0
	Gwinnett - AAA	7-4	3.75	20	19	0	0	0	115.1	95	49	48	19	36	132	5	1
18	Gwinnett - AAA	4-3	2.84	15	14	0	0	0	73.0	66	29	23	6	34	83	3	0
	Atlanta	0-0	7.84	6	0	0	0	0	10.1	12	9	9	2	8	10	0	0
	Louisville - AAA	0-2	3.81	5	5	0	0	0	28.1	20	14	12	5	5	32	1	0
	Cincinnati	0-0	6.75	3	0	0	0	0	5.1	3	4	4	1	5	6	0	0
19	Louisville - AAA	5-0	4.56	16	16	0	0	0	79.0	69	43	40	9	36	102	1	0
	Cincinnati	2-1	4.60	24	4	0	0	0	43.0	31	22	22	8	19	57	1	0
20	Cincinnati	3-0	2.45	20	0	0	0	0	25.2	13	10	7	3	11	34	0	0
21	Cincinnati	5-3	4.40	47	0	0	0	7	47.0	34	26	23	6	18	76	2	1
	#Louisville - AAA	0-0	3.86	5	2	0	0	0	4.2	6	2	2	2	3	4	2	0
Major Totals		13-10	4.81	114	14	0	0	0	7 189.0	157	108	101	29	84	227	3	0
Reds Totals		10-4	4.17	94	4	0	0	7	121.0	81	62	56	18	53	173	3	1
Minor Totals		52-45	3.85	176	160	2	0	0	841.1	708	408	360	77	376	892	66	5

Injury rehab

Wild Card Series Record

Yr	Club, Opponent	W-L	ERA	G	GS	CG	SHO	SV	IP	H	R	ER	HR	BB	SO	WP	BK
20	Cin at Atl	0-0	0.00	2	0	0	0	0	2.2	0	0	0	0	1	5	0	0

1-0 loss in 13 innings, 5-0 loss

Career Hitting

Yr	Club	AVG	G	AB	R	H	2B	3B	HR	RBI	SH	SF	HB	BB	SO	SB	CS	OBP	SLG	E
17	Atlanta	.067	14	15	1	1	0	0	0	0	3	0	0	0	8	0	0	.067	.067	2
18	Atlanta	.000	6	1	0	0	0	0	0	0	0	0	0	0	0	0	0	.000	.000	0
	Cincinnati	.000	3	1	0	0	0	0	0	0	0	0	0	1	0	0	.000	.000	0	
19	Cincinnati	.125	24	8	0	1	0	0	0	0	0	0	0	5	0	0	.125	.125	0	
20	Cincinnati	----	20	0	0	0	0	0	0	0	0	0	0	0	0	0	----	----	0	
21	Cincinnati	.000	47	2	0	0	0	0	0	0	0	0	0	1	0	0	.000	.000	2	
Career Totals		.074	114	27	1	2	0	0	0	3	0	0	0	15	0	0	.074	.074	2	

Only career hits on 9/25/17 for Atl at NYM (single off Chris Flexen) & 9/16/19 for Cin at Chc (single off Cole Hamels)



DONOVAN SOLANO

@DonovanSolano17

INF
7

Age: 34 **Ht.:** 5-9 **Wt.:** 197 **Bats:** R **Throws:** R **ML Service:** 6.081

Born: 12/17/87 **Birthplace:** Barranquilla, COL **Resides:** Miami, FL

Acquired: Was signed to a 1-year contract through the 2022 season, March 16, 2022.

Contract: Signed through the 2022 season and under team control through 2022.

CAREER HIGHLIGHTS

- In January 2005 signed with the Cardinals a month after turning 17 years old.
- While with the Giants in 2020 won the National League's Silver Slugger Award for second basemen...produced a career-high .828 OPS and hit .326, fifth-best in the National League behind Juan Soto (.351), Freddie Freeman (.341), Marcell Ozuna (.338) and Trea Turner (.335).
- Played for Colombia in the 2017 World Baseball Classic.
- Became the 12th player from Colombia to play in the Major Leagues...his brother, catcher Jhonatan, became the 13th in a career that included stints with the Nationals (2012-2013) and Marlins (2015)...in 2015 for the Marlins they played together in the same game 5 times, including 2 starts.
- While with the Marlins, made his Major League debut on 5/21/12 vs Col...the next day vs the Rockies, recorded his first career hit (single off Josh Roenicke).
- Hit his first career HR on 9/25/12 at Atl (off Kris Medlen).
- On 8/1/19 at Phi's Citizens Bank Park produced a single off Jake Arrieta that was clocked at 109.6 miles per hour, the hardest hit batted ball in the Statcast era.
- On 9/21/16 at TB's Tropicana Field produced a 2-run HR off Erasmo Ramirez that was clocked at 109.2 miles per hour, the hardest hit home run in the Statcast era.
- His 445-foot HR on 8/4/19 at Col's Coors Field off Kyle Freeland was his longest in the Statcast era.
- On 9/1/20 at Coors Field was 1 of 3 Giants players with 6 RBI (Alex Dickerson, Brandon Crawford)...the Giants were the first team since 1920, when RBI was introduced as a statistic, to have 3 players produce at least 6 RBI in the same game.

2021 SEASON

- For the Giants established career highs in doubles (17), homers (7) and walks (25).
- Made all 78 of his starts at 2B...also made 2 apps as a defensive replacement at SS.
- Missed 24 games in April and May while on the 10-day injured list with a right calf strain.
- In August and September missed 21 games while on the injured list.
- Made his first Postseason roster...played in all 5 National League Division Series games vs the rival Dodgers, including 1 start.

PERSONAL: Father, Luis, was a pitcher in the Colombian baseball leagues.

2-HOMER GAMES (2)	
Date	Pitcher
8/4/19 at Col	Kyle Freeland
9/25/12 at Atl	Kris Medlen
LEADOFF HOME RUNS (2)	
Date	Pitcher
8/4/19 at Col	Kyle Freeland
7/2/19 at SD	Matt Strahm
WALKOFF HOME RUNS (1)	
Date (Inning)	Pitcher
8/25/20 vs LAD (11)	Dennis Santana
PINCH-HIT HOME RUNS (2)	
Date	Pitcher
9/17/21 vs Atl	Will Smith
8/22/21 at Oak	A.J. Puk

SOLANO'S CAREER TRANSACTIONS

- Was signed by the Cardinals as a non-drafted free agent, January 14, 2005.
- Was signed by the Marlins to a minor league contract, November 22, 2011.
- On 10-day injured list with a strained left intercostal muscle, May 6-June 8, 2013; included a rehabilitation assignment at Jupiter, June 4-8.
- Was signed by the Yankees to a minor league contract, December 24, 2015.
- Was signed by the Dodgers to a minor league contract, January 18, 2018.
- Was signed by the Giants to a minor league contract, December 17, 2018.
- On 10-day injured list, April 22-May 18 with a right calf strain and August 26-September 16, 2021; included rehabilitation assignments at Sacramento, May 15-18 and September 11-16.
- Was signed by the Reds to a 1-year contract through the 2022 season, March 16, 2022.

CAREER FIELDING									
Pos.	Pct.	G	PO	A	E	TC	DP	PB	
2B	.984	409	662	1016	27	1705	224	-	
3B	.877	33	11	39	7	57	3	-	
LF	1.000	10	13	0	0	13	0	-	
SS	.976	42	35	88	3	126	18	-	

Career Hitting

Yr	Club	AVG	G	AB	R	H	2B	3B	HR	RBI	SH	SF	HB	BB	SO	SB	CS	OBP	SLG	E	
05	Johnson City - R	.262	45	145	27	38	4	0	0	11	1	1	3	14	22	3	2	.337	.290	17	
	New Jersey - A	.247	22	77	7	19	5	0	0	11	1	0	4	7	12	1	0	.341	.312	6	
06	State College - A	.282	44	149	22	42	2	0	0	13	3	1	2	12	17	2	1	.341	.295	6	
07	Palm Beach - A	.209	50	163	17	34	2	1	0	11	1	1	1	8	21	0	1	.249	.233	14	
	Quad Cities - A	.257	82	292	31	75	8	0	0	30	2	2	6	14	25	5	2	.303	.284	14	
08	Palm Beach - A	.286	107	402	56	115	15	4	1	31	4	0	2	37	63	1	2	.349	.351	17	
	Springfield - AA	.264	26	106	11	28	5	0	1	11	4	1	4	5	22	2	1	.319	.340	4	
09	Memphis - AAA	.317	52	164	22	52	7	0	0	14	2	0	2	10	27	3	0	.364	.360	7	
	Springfield - AA	.207	64	251	27	52	7	1	1	16	3	0	1	21	39	1	0	.271	.255	8	
10	Memphis - AAA	.255	102	330	41	84	12	1	4	27	1	0	2	11	35	2	1	.283	.333	18	
11	Memphis - AAA	.284	81	229	22	65	21	1	1	23	5	4	1	19	35	2	0	.336	.397	8	
	Springfield - AA	.228	27	101	5	23	7	0	2	10	0	0	0	3	16	0	0	.250	.356	2	
12	Miami	.295	93	285	29	84	11	3	2	28	3	5	2	21	58	7	0	.342	.375	4	
	New Orleans - AAA	.262	36	141	14	37	7	1	0	14	4	1	4	10	27	4	0	.327	.326	3	
13	#Jupiter - A	.429	4	14	0	6	1	0	0	1	0	0	0	0	2	0	0	.429	.500	0	
	Miami	.249	102	361	33	90	13	1	3	34	2	2	7	23	57	3	1	.305	.316	8	
	New Orleans - AAA	.379	17	66	8	25	3	1	2	9	0	2	1	4	11	0	0	.411	.545	1	
14	Miami	.252	111	310	26	78	11	1	3	28	7	1	3	19	61	1	2	.300	.323	1	
	New Orleans - AAA	.095	6	21	2	2	1	0	0	3	0	1	0	0	5	0	0	.091	.143	1	
15	Miami	.189	55	90	6	17	3	1	0	7	1	0	2	1	18	0	0	.215	.244	3	
	New Orleans - AAA	.271	36	140	10	38	3	0	0	6	1	2	0	4	24	0	1	.288	.293	2	
16	New York - AL	.227	9	22	5	5	2	0	1	2	0	0	0	1	3	0	0	.261	.455	1	
	Scranton/WB - AAA	.319	131	511	64	163	33	3	7	67	1	7	2	25	79	2	1	.349	.436	14	
17	Scranton/WB - AAA	.282	99	373	44	105	29	0	4	48	1	3	4	24	60	1	0	.329	.391	7	
18	AZL Dodgers - R	.440	8	25	3	11	1	0	0	3	0	1	1	0	1	0	0	.444	.480	1	
	Oklahoma City - AAA	.318	81	314	38	100	21	1	4	43	0	6	4	16	40	4	1	.353	.430	11	
19	Sacramento - AAA	.322	24	87	12	28	4	0	2	16	0	0	1	9	11	0	0	.392	.437	2	
	San Francisco	.330	81	215	27	71	13	1	4	23	0	2	1	10	49	0	1	.360	.456	2	
20	San Francisco	.326	54	190	22	62	15	1	3	29	0	1	2	10	39	0	0	.365	.463	11	
21	#Sacramento - AAA	.375	5	16	3	6	1	0	0	2	0	1	2	0	5	0	0	.421	.438	0	
	San Francisco	.280	101	307	35	86	17	0	7	31	1	4	7	25	58	2	0	.344	.404	7	
	Major Totals	.277	606	1780	183	493	85	8	23	182	14	15	24	110	343	13	4	.325	.372	37	
	AL Totals	.227	9	22	5	5	2	0	1	2	0	0	0	1	3	0	0	.261	.455	1	
	NL Totals	.278	597	1758	178	488	83	8	22	180	14	15	24	109	340	13	4	.326	.371	36	
	Minor Totals	.279	1149	4117	486	1148	199	14	29	420	34	34	47	253	599	33	13	.325	.355	163	
	# Injury rehab																				

Division Series Record

Yr	Club, Opponent	AVG	G	AB	R	H	2B	3B	HR	RBI	SH	SF	HB	BB	SO	SB	CS	OBP	SLG	E
21	SF vs LAD	.000	5	8	0	0	0	0	0	1	0	1	0	0	3	0	0	.000	.000	0

World Baseball Classic Record

Yr	Country	AVG	G	AB	R	H	2B	3B	HR	RBI	SH	SF	HB	BB	SO	SB	CS	OBP	SLG	E
17	Colombia	.214	3	14	0	3	0	0	0	2	0	0	1	0	4	0	0	.267	.214	1

SINGLE-SEASON CAREER HIGH STREAKS

Hitting Streak: 17g, 7/25-8/15, 2020; Hitless Streak: 15ab, 6/2-6/21, 2015



JARED SOLOMON

@SoloJared11

RHP

87

Age: 24 **Ht.:** 6-2 **Wt.:** 213 **Bats:** R **Throws:** R **ML Service:** 0.000

Born: 6/10/97 **Birthplace:** Millville, PA **Resides:** Millville, PA

Acquired: Was selected in the 11th round of the June 2017 first-year player draft. Was signed by Lee Seras.

Contract: Signed through the 2022 season and under team control through 2027.

CAREER HIGHLIGHTS

- Following the 2020 season, his slider was rated by *Baseball America* the best among all Reds minor leaguers.
- Entered the 2021 season rated by *Baseball America* the 23rd-best prospect in the organization.
- Entered the 2018 season rated by MiLB.com the 28th-best prospect in the organization.
- Was the Reds' Minor League Pitcher of the Month for May 2019.
- While at Billings in 2018, in his second minor league season, was a Pioneer League mid-season and post-season All-Star.
- Following the 2018 season attended a leadership training program at West Point.
- On 10/20/20 had "Tommy John" surgery to repair the torn ulnar collateral ligament in his right elbow.

2021 SEASON

- Did not play while recovering from 10/20/20 "Tommy John" surgery to repair the torn ulnar collateral ligament in his right elbow.
- Was invited to his first Major League spring training camp after just 2 full professional seasons.

2020 SEASON

- Did not play because of the cancellation of the minor league season due to the COVID-19 pandemic.
- On 10/20 had "Tommy John" surgery to repair the torn ulnar collateral ligament in his right elbow.
- On 11/20 was added to the 40-man roster, along with RHP Vladimir Gutierrez and RHP Riley O'Brien.

PERSONAL: Graduated from Millville (PA) High School and attended Lackawanna College in Scranton, PA...intended to enroll at Xavier University in Cincinnati before he decided to pursue a professional baseball career...follow on Twitter @SoloJared11.

SOLOMON'S CAREER TRANSACTIONS

- Was selected by the Reds in the 11th round of the June 2017 first-year player draft. Was signed by Lee Seras.
- On Dayton's injured list with right shoulder inflammation, June 11-20, 2019.
- On Chattanooga's 60-day injured list recovering from 10/20/20 "Tommy John" surgery to repair the torn ulnar collateral ligament in his right elbow, 2021 season.

Career Pitching

Yr	Club	W-L	ERA	G	GS	CG	SHO	SV	IP	H	R	ER	HR	BB	SO	WP	BK
17	AZL Reds - R	2-2	4.26	11	6	0	0	0	38.0	39	21	18	2	16	43	7	0
18	Dayton - A	0-1	5.4	6	6	0	0	0	25.0	32	19	15	1	18	13	5	0
	Billings - R	4-2	2.27	9	9	0	0	0	47.2	32	13	12	4	14	54	2	0
19	Dayton - A	1-3	3.43	11	11	0	0	0	42.0	42	19	16	0	27	46	2	0
	Daytona - A	2-8	4.30	15	15	0	0	0	73.1	74	38	35	5	34	65	9	0
21	Chattanooga - AAA	Injured, Did Not Play															
Minor Totals		9-16	3.82	52	47	0	0	0	226.0	219	110	96	12	109	221	25	0



TYLER

@Tyler_Step22

C

STEPHENSON 37

Age: 25 Ht.: 6-4 Wt.: 225 Bats: R Throws: R ML Service: 1.056

Born: 8/16/96 Birthplace: Atlanta, GA Resides: Kennesaw, GA

Acquired: Was selected by the Reds in the first round (11th overall) of the 2015 first-year player draft. Was signed by John Poloni.**Contract:** Signed through the 2022 season and under team control through 2026.**CAREER HIGHLIGHTS**

- Was selected by the Reds in the first round (11th overall) of the June 2015 first-year player draft...was the first catcher taken in the draft and was rated by both *Baseball America* and MLB.com that year's best player at that position.
- Was recognized by the national chapter of the BBWAA with 2 third-place votes for the 2021 Jackie Robinson Award as the National League's Rookie of the Year, won by teammate 2B Jonathan India.
- In 2021, in his first full Major League season established single-season franchise records for highest fielding percentage by a catcher (1.000) and most total chances in a season by a catcher without an error (683).
- In 2021, his 78 apps, 65 starts, 588.1 innings caught and 683 total chances without committing an error were the highest totals of any catcher in the Major Leagues.
- In 2021 was named to *Baseball America's* MLB All-Rookie Team and MLB Pipeline's All-Rookie Team.
- On 7/27/21 vs Cubs became only the third Reds batter to produce a home run in his first Major League plate appearance (off Duane Underwood Jr.), joining pinch hitter Ted Tappe (9/14/50 at Brooklyn) and Clyde Vollmer (5/31/42/g2 vs Pit).
- In 2019 played for Glendale in the prestigious Arizona Fall League and earned a spot on the Fall Stars Game roster...was an AFL Rising Star and recipient of the Dernel Stenson Award, named after the former Reds minor leaguer who died during the 2003 AFL season, for his unselfishness, hard work and leadership.
- In 2019 was voted the best defensive catcher in the Southern League.
- In 2018 was a Florida State League All-Star...led FSL catchers in fielding percentage (.996).
- In 2017 was an MiLB.com Organization All-Star and a Midwest League All-Star.
- In November 2016 participated in a leadership training program at West Point.
- Following the 2019 season was invited to Major League Baseball's Rookie Career Development Program.
- Has 3 career walkoff hits...in 2020, produced a pinch-hit, 2-run HR off Sam Howard in the 3-1 win in the opener of a doubleheader on 9/14 vs Pit...in 2021, produced a pinch-hit, RBI-single off Oliver Pérez in the 10th inning of the 3-2 win on 4/17 vs Cle and an RBI-single off Mark Melancon with 2 outs in the bottom of the ninth of the 5-4 win on 7/1 vs SD.

2021 SEASON

- After making his first Opening Day roster was named to *Baseball America's* MLB All-Rookie Team and MLB Pipeline's All-Rookie Team, along with teammate 2B Jonathan India.
- Was recognized by the BBWAA with 2 third-place votes for the 2021 Jackie Robinson Award as the National League's Rookie of the Year, won by teammate 2B Jonathan India.
- In his first full Major League season established single-season franchise records for highest fielding percentage by a catcher (1.000) and most total chances in a season by a catcher without an error (683)...both marks previously were held by 2-time Rawlings Gold Glove Award winner Tucker Barnhart.

**2021 JACKIE ROBINSON AWARD VOTING
NATIONAL LEAGUE ROOKIE OF THE YEAR**

Player	Club	1st	2nd	3rd	Pts
Jonathan India	Reds	29	1		148
Trevor Rogers	Marlins	1	26	3	86
Dylan Carlson	Cardinals		3	13	22
Patrick Wisdom	Cubs			5	5
Ian Anderson	Braves			3	3
Tyler Stephenson	Reds			2	2
Frank Schwindel	Cubs			2	2
David Bednar	Pirates			1	1
Vladimir Gutierrez	Reds			1	1

2021 CATCHERS' ERA

Catcher	GS	IP	ER	ERA
Barnhart	49-48	846.0	442	4.70
Stephenson	34-31	588.1	260	3.98

Tucker Barnhart caught Wade Miley's no-hitter, 5/7 at Cle

2021 CATCHERS' CAUGHT STEALING %

Catcher	SB	CS	%
Barnhart	42	12	22%
Stephenson	34	7	17%

- His 78 apps, 65 starts, 588.1 innings caught and 683 total chances without committing an error were the highest totals of any catcher in the Major Leagues.
- Shared the catching duties with veteran Tucker Barnhart... for only the third time since 1882, the Reds finished a season using only 2 catchers...they also did it in 1959 (Ed Bailey, Dutch Dotterer) and 1979 (Johnny Bench, Vic Correll)...rookie C Mark Kolozsvary was on the Reds' active roster on 9/20 & 9/21, when Stephenson missed 2 games while on the injured list, but Kolozsvary did not play.
- Hit .359 in April, .305 in June, .322 in July, .291 in August, .290 in September/October, .282 before the All-Star break and .290 in the second half.
- Led all Major League rookie catchers in hitting, on-base percentage and OPS while ranking among National League rookies at all positions in hitting (2nd), on-base percentage (3rd), doubles (4th), OPS (4th), walks (4th), hits (5th), runs (5th), total bases (6th), slugging percentage (6th), RBI (6th), extra-base hits (7th) and HR (T8th).
- Ranked third among all Major League rookies with a .286 batting average, behind Oak/Chc's Frank Schwindel (.326) and TB's Wander Franco (.288)...for most of the season led National League rookies in batting average, but with 2 games left in the season Schwindel accrued enough plate apps with the Cubs to take over the NL rookie lead (.342)...Stephenson was trying to become the first Reds batter to lead NL rookies in hitting since Joey Votto hit .297 in 2008.
- Ranked T2nd in the Major Leagues with 12 pinch-hit RBI (Austin Slater 1st, 13rbi) and T3rd among all pinch hitters with 3 HR (Pablo Sandoval & Austin Slater T1st, 4hr)...in 47 career pinch-hit apps has produced 4 HR and 14 RBI.
- Led all Major League catchers in fielding percentage (1.000)...among National League catchers, ranked 12th with 683 total chances (0 errors) and 14th with 588.1 innings caught.
- Made 65 starts at catcher...started 3 of the staff's 8 shutouts.
- Made his other 17 starts at 1B (last, 9/28 at WSox).
- In the eighth inning of the 9-2 loss on 10/1 at Pit, in Game 160, pinch hit and then remained in the game to play LF...is his only professional appearance in the outfield.
- Near the top of the batting order hit second (16gs), third (11gs, last on 7/28 at Cubs) and fourth (25gs, last on 9/25 vs Wsh)...his 25 starts batting cleanup ranked second on the team behind Joey Votto (82gs)...the Reds went 15-10 (.600) when he hit in the fourth spot in the lineup.
- As a pinch hitter with 1 out in the 10th inning of the 3-2 win on 4/17 vs Cle produced the game-ending hit, an RBI-single to the outfield wall off Oliver Pérez...was his second pinch-hit, walkoff hit within his first 45 Major League plate apps...also hit a 2-run HR off Pit's Sam Howard in the 3-1 win in the opener of a DH on 9/14/20.
- Missed games on 9/20 and 9/21 vs Pit while on the injured list.
- Entered the season rated No. 59 on MLB Pipeline's Top 100 prospects list.
- For the second consecutive season was rated by *Baseball America* the Reds' fourth-best prospect and their best hitter for batting average.

**BASEBALL AMERICA'S
2021 MLB ALL-ROOKIE TEAM**

C	Tyler Stephenson, Reds
1B	Bobby Dalbec, Red Sox
2B	Jonathan India, Reds
3B	Patrick Wisdom, Cubs
SS	Wander Franco, Rays
OF	Randy Arozarena, Rays
OF	Adolis García, Rangers
OF	Dylan Carlson, Cardinals
DH	Ryan Mountcastle, Orioles
SP	RHP Ian Anderson, Braves
SP	RHP Luis Garcia, Astros
SP	RHP Alex Manoah, Blue Jays
SP	LHP Shane Bieber, Indians
SP	RHP Trevor Rogers, Marlins
RP	RHP Emmanuel Clase, Indians

2020 SEASON

- Was 1 of 5 Reds players to make Major League debuts (OF Shogo Akiyama, RHP Tejay Antone, OF Mark Payton, SS Jose Garcia).
- Produced an OPS of 1.047 in 8 apps and 4 starts during 2 stints with the Reds (2gs at C, 2gs at DH).
- Spent 3 days on the active roster from 7/26-7/28, when 2B Mike Moustakas was on the injured list, and in his Major League debut made an appearance as a defensive replacement on 7/27 vs Cubs...from 9/8-9/22 went 3-for-15 in 7 apps and 4 starts.
- Had 4 stints on the Taxi Squad (3g from 7/31-8/2 at Det, 10g from 8/19-8/27 at KC/StL/Mil, 4g from 9/4-9/6 at Pit, 4g from 9/23-9/27 vs Mil/at Min)...also traveled to the Wild Card Series at Atl as part of the Reds' 40-player Postseason pool but did not appear on the active roster.
- Made his 2 starts behind the plate in the 8-5 loss on 9/10 at Chi and the 10-5 win on 9/13 at StL...in those starts went 2-for-7 (.286, 2rbi, 1bb, 1r).
- Made his last 2 apps for the Reds on 9/19 vs WSox and 9/22 vs Mil, started as the team's designated hitter...was optioned to the alternate training site on 9/23, when with 4 games left in the season LHP Wade Miley was reinstated from the 10-day injured list.

2020 CATCHERS' ERA

Catcher	GS	IP	ER	ERA
Barnhart	16-17	272.1	117	3.87
Casali	14-11	212.2	87	3.68
Stephenson	1-1	19.0	14	6.63

2020 CATCHERS' CAUGHT STEALING %

Catcher	SB	CS	%
Barnhart	13	8	38%
Casali	8	2	20%
Stephenson	1	1	50%



- On 7/27 vs Cubs made his Major League debut, entered the game as a defensive replacement at catcher in the top of the seventh inning and in the bottom of the frame homered in his first career plate appearance (off Duane Underwood Jr.).
- Became only the third Reds batter to produce a home run in his first Major League plate appearance, joining pinch hitter Ted Tappe (9/14/50 at Brooklyn) and Clyde Vollmer (5/31/42/g2 vs Pit).
- Reached base safely in each of his first 3 Major League plate apps (HR, single, bases-loaded walk).
- In the 8-5 loss on 9/10 at Wrigley Field made his first career start (1-4, 1rbi)...in the bottom of the seventh inning, threw out Billy Hamilton trying to steal second base...through the 2020 season, Hamilton had 305 career stolen bases and had been caught just 71 times.
- In the 3-1 win in the opener of the 9/14 doubleheader vs Pit, in his fifth Major League appearance, snapped the 1-1 tie with a walkoff HR off Sam Howard...became the first Reds batter with a pinch-hit, game-ending homer since Laynce Nix did it on 5/3/2010 vs NYM off Manny Acosta...became the first Reds player with a walkoff HR within his first 5 career apps since Drew Stubbs did it in his second game on 8/20/2009 vs SF.
- At 23 years old, entered spring training as the youngest position player on the Reds' 40-man roster.
- Entered the 2020 season rated by *Baseball America* the fourth-best prospect in the organization and by MLB.com the seventh-best.
- Entered the season rated by *Baseball America* the organization's best minor league hitter for batting average.

WALKOFF HOME RUNS (1)

Date (Inning)	Pitcher
9/14/20/g1 vs Pit (7th) *	Sam Howard
* Pinch-hit HR	

PINCH-HIT HOME RUNS (4)

Date	Pitcher
8/15/21 at Phi	Héctor Neris
6/26/21 vs Atl	Edgar Santana
5/13/21 at Col	Lucas Gilbreath
9/14/20/g1 vs Pit *	Sam Howard
* Walkoff	

CONSECUTIVE GAMES (MINIMUM 3)

Date	Dates
3 straight games	8/12-8/15, 2021

2019 SEASON

- In his first season at Class AA was voted the best defensive catcher in the Southern League.
- Following the season played for Glendale in the prestigious Arizona Fall League (13g, .347, 7 2b, 6rbi, .908ops) and earned a spot on the Fall Stars Game post-season roster...was an AFL Rising Star and recipient of the Dernel Stenson Award, named after the former Reds minor leaguer who died during the 2003 AFL season, for his unselfishness, hard work and leadership.
- On 11/20 was added to the 40-man roster.
- Entered the season rated by both *Baseball America* and MLB Pipeline the sixth-best prospect in the organization.

SEASON HIGHLIGHTS

2018: In a career-high 109 apps, at Daytona was a Florida State League All-Star...led Florida State League catchers in fielding percentage (.996)...was rated by *Baseball America* the 18th-best prospect in Florida State League...**2017:** At Class A Dayton was a Midwest League All-Star...was rated by *Baseball America* the 17th-best prospect in the MWL and by MLB.com (8th) and *Baseball America* (10th) among the organization's top prospects...**2016:** Was rated by *Baseball America* (10th) and MLB.com (10th) among the Reds' top prospects...**2015:** Following his first professional season was named the Reds' fourth-best prospect by *Baseball America* and fifth-best by MLB.com.

PERSONAL: Graduated from Kennesaw Mountain High School in Marietta, GA...as a senior in 2015 hit .415 with 8 HR and 25 RBI...committed to Georgia Tech but signed with the Reds...participated in the 2019 Reds Caravan...follow on Twitter @Tyler_Step22.

STEPHENSON'S CAREER TRANSACTIONS

- Was selected by the Reds in the first round (11th overall) of the June 2015 first-year player draft. Was signed by John Poloni.
- On Dayton's disabled list with a concussion, April 26-May 9, 2016.
- On Dayton's disabled list with a left wrist injury, May 30-July 12, July 22-August 4 and August 14-remainder of the season, 2016; included a rehabilitation assignment at AZL Reds, July 6-12.
- On Dayton's disabled list with a torn ligament in his right thumb, July 15-remainder of the season, 2017; was transferred to the minor league 60-day DL, July 26.
- On injured list, September 20-21, 2021.

CAREER FIELDING

Pos.	Pct.	G	PO	A	E	TC	DP	PB
C	1.000	82	684	23	0	707	4	7
1B	.993	23	128	10	1	139	8	-
LF	---	* 1	0	0	0	0	0	-

In 2021 established single-season franchise records for highest fielding percentage by a catcher (1.000) and most total chances in a season by a catcher without an error (683).

* Only career appearance in LF on 10/1/21 at Pit (8th inning).

Career Hitting

Yr	Club	AVG	G	AB	R	H	2B	3B	HR	RBI	SH	SF	HB	BB	SO	SB	CS	OBP	SLG	E
15	Billings - R	.268	54	194	28	52	15	0	1	16	0	0	3	22	42	0	2	.352	.361	8
16	Dayton - A	.216	39	139	17	30	4	1	3	16	2	0	0	12	45	0	0	.278	.324	3
	#AZL Reds - R	.250	5	20	4	5	1	0	1	2	0	0	1	2	7	0	0	.348	.450	0
17	Dayton - A	.278	80	295	39	82	22	0	6	50	0	5	4	44	58	2	1	.374	.414	6
18	Daytona - A	.250	109	388	60	97	20	1	11	59	0	7	10	45	98	1	0	.338	.392	3
19	Chattanooga - AA	.285	89	312	47	89	19	1	16	44	0	5	9	37	60	0	0	.372	.410	6
20	Cincinnati	.294	8	17	4	5	0	0	2	6	0	0	1	2	9	0	0	.400	.647	0
21	Cincinnati	.286	132	350	56	100	21	0	10	45	0	5	6	41	75	0	0	.366	.431	1
Major Totals		.286	140	367	60	105	21	0	12	51	0	5	7	43	84	0	0	.367	.441	1
Minor Totals		.263	376	1348	195	355	81	3	28	187	2	17	27	162	310	3	3	.350	.390	26

Injury rehab. In 2018 led Florida State League catchers in fielding percentage (.996)

In 2021 led all Major League rookie catchers in hitting, on-base percentage and OPS (.797)

SINGLE-SEASON CAREER HIGH STREAKS

Hitting Streak: 4g (5x), Last: 8/12-8/17, 2021; **Hitless Streak:** 13ab, 5/22-5/27, 2021



HUNTER

STRICKLAND 54

RHP

Age: 33 Ht.: 6-3 Wt.: 225 Bats: R Throws: R ML Service: 6.033

Born: 9/24/88 Birthplace: Thomaston, GA Resides: Griffin, GA

Acquired: Was signed to a 1-year contract through the 2022 season, March 22, 2022.

Contract: Signed through the 2022 season and under team control through 2022.

CAREER HIGHLIGHTS

- Was a member of the Nationals' 2019 World Series championship team.
- Was a member of the Giants' 2014 World Series championship team.
- In September 2014 was promoted to the Giants and in his Major League debut threw 7.0 scoreless innings over 9 apps...made 8 apps during the Postseason as SF won its third World Series title in 5 seasons.
- In 2016 led the Giants with a career-high 72 apps and in 2017 led SF with 21 holds.
- In 2019 became only the second Mariners pitcher ever to record saves in each of the first 2 games of a season (Edwin Núñez, 1985).
- In May 2013 suffered a left elbow injury that required "Tommy John" surgery to repair the torn ulnar collateral ligament...would make his debut the next season, on 5/20/14, and eventually earned a spot on the Giants' Postseason roster.
- Missed the 2011 season following right rotator cuff surgery.

2021 SEASON

- Went 3-2, 2.61 in 57 relief apps for the Rays, Angels and Brewers.
- On 2/21 was signed by the Rays to a minor league contract and invited to Major League spring training camp.
- On 5/15 was traded to the Angels for cash.
- On 6/12 was traded to the Brewers for cash.
- In the National League Division Series vs the Braves, made 3 scoreless apps.

PERSONAL: Attended Pike County High School in Zebulon, GA...his father, Ken, was a lefthanded pitcher who reached Class AAA with the Tigers...his brother, Tanner, played football at Georgia State University.

STRICKLAND'S CAREER TRANSACTIONS

- Was selected by the Red Sox in the 18th round of the June 2007 first-year player draft. Was signed by Rob English.
- Was acquired by the Pirates, along with IF Argenis Díaz, for 1B Adam LaRoche, July 22, 2009.
- Was claimed off waivers by the Giants, April 2, 2013.
- On 10-day injured list with a right hand fracture, June 19-August 17, 2018; was transferred to the 60-day injured list, July 7; included rehabilitation assignments at AZL Giants, August 4-5, at San Jose, August 6-8 and at Sacramento, August 9-17.
- Was signed by the Mariners, January 27, 2019.
- On 10-day injured list with a right lat strain, March 30-July 27, 2019; was transferred to the 60-day injured list, April 2; included a rehabilitation assignment at Tacoma, July 20-27.
- Was acquired by the Nationals, along with LHP Roenis Elías, for RHP Elvis Alvarado, LHP Aaron Fletcher and LHP Taylor Guilbeau, July 31, 2019.
- Was released by the Nationals, March 14, 2020.
- Was signed by the Mets to a minor league contract, June 29, 2020.
- Was signed by the Rays to a minor league contract, February 2, 2021.
- Was acquired by the Angels for cash, May 15, 2021.
- Was acquired by the Brewers for cash, June 12, 2021.
- On the injured list, August 1-8, 2021.
- Was signed by the Reds to a 1-year contract through the 2022 season, March 22, 2022.

Career Pitching

Yr	Club	W-L	ERA	G	GS	CG	SHO	SV	IP	H	R	ER	HR	BB	SO	WP	BK
07	GCL Red Sox - R	0-2	6.04	9	6	0	0	0	25.2	40	21	17	3	4	22	2	0
08	Lowell - A	5-3	3.18	15	10	0	0	0	70.2	67	32	25	5	17	59	2	0
09	Greenville - A	5-4	3.35	18	12	0	0	1	83.2	85	39	31	11	13	51	1	0
	West Virginia - A	4-2	3.77	8	8	0	0	0	43.0	42	23	18	3	6	23	3	1
10	West Virginia - A	0-4	5.86	8	8	0	0	0	43.0	58	30	28	6	8	15	1	0
	Bradenton - A	2-1	4.50	4	2	0	0	0	14.0	16	11	7	1	6	10	0	0
12	Altoona - AA	2-2	4.46	23	0	0	0	2	42.2	50	23	21	5	14	32	1	0
	Bradenton - A	2-2	2.98	10	9	0	0	0	45.2	47	16	15	5	8	25	1	0
13	San Jose - A	1-0	0.86	20	0	0	0	9	21.0	10	2	2	1	5	23	0	0
14	San Francisco	1-0	0.00	9	0	0	0	1	7.0	5	0	0	0	0	9	0	0
	San Jose - A	0-0	3.00	3	0	0	0	0	3.0	2	1	1	0	0	7	0	0
	Richmond - AA	1-1	2.02	38	0	0	0	11	35.2	25	10	8	3	4	48	1	0
15	Sacramento - AAA	1-1	1.66	15	0	0	0	5	21.2	14	5	4	0	3	25	1	0
	San Francisco	3-3	2.45	55	0	0	0	0	51.1	34	14	14	4	10	50	1	0
16	San Francisco	3-3	3.10	72	0	0	0	3	61.0	50	21	21	4	19	57	3	0
17	San Francisco	4-3	2.64	68	0	0	0	1	61.1	59	20	18	4	29	58	3	1
18	#Sacramento - AAA	0-0	0.00	4	0	0	0	0	4.0	0	0	0	0	0	7	0	0
	San Francisco	3-5	3.97	49	0	0	0	14	45.1	43	25	20	5	21	37	4	0
	#AZL Giants - R	0-0	0.00	1	1	0	0	0	1.0	2	1	0	0	0	2	0	0
	#San Jose - A	0-0	13.50	1	0	0	0	0	0.2	1	1	1	1	1	1	0	0
19	Washington	2-0	5.14	24	0	0	0	0	21.0	20	12	12	5	8	15	1	0
	Seattle	0-1	8.10	4	0	0	0	2	3.1	2	3	3	1	0	3	0	0
	#Tacoma - AAA	0-0	3.00	3	0	0	0	0	3.0	2	1	1	1	1	4	0	0
20	New York (NL)	0-1	8.10	4	0	0	0	0	3.1	5	4	3	0	1	4	0	0
21	Los Angeles (AL)	0-0	9.95	9	0	0	0	0	6.1	11	9	7	3	4	4	0	0
	Tampa Bay	0-0	1.69	13	0	0	0	0	16.0	14	4	3	1	6	16	1	0
	Milwaukee	3-2	1.73	35	0	0	0	0	36.1	21	8	7	4	12	38	2	0
Major Totals		19-18	3.11	342	0	0	0	21	312.1	264	120	108	31	110	291	15	1
Minor Totals		23-22	3.53	180	56	0	0	28	457.0	461	216	179	45	90	354	13	1

Injury rehab

Wild Card Game Record

Yr	Club, Opponent	W-L	ERA	G	GS	CG	SHO	SV	IP	H	R	ER	HR	BB	SO	WP	BK
14	SF vs Pit																
16	SF vs NYM																
19	Wsh vs Mil																

Division Series Record

Yr	Club, Opponent	W-L	ERA	G	GS	CG	SHO	SV	IP	H	R	ER	HR	BB	SO	WP	BK
14	SF vs Wsh	1-0	9.00	3	0	0	0	1	3.0	4	3	3	3	1	4	0	0
16	SF vs Chi	0-0	0.00	3	0	0	0	0	2.2	1	0	0	0	1	3	0	0
19	Wsh vs LAD	0-0	18.00	2	0	0	0	0	2.0	4	4	4	3	1	3	0	0
21	Mil vs Atl	0-0	0.00	3	0	0	0	0	2.1	3	0	0	0	0	2	0	0
Division Series Totals		1-0	6.30	11	0	0	0	1	10.0	12	7	7	6	3	12	0	0

Championship Series Record

Yr	Club, Opponent	W-L	ERA	G	GS	CG	SHO	SV	IP	H	R	ER	HR	BB	SO	WP	BK
14	SF vs StL	0-0	6.75	1	0	0	0	0	1.1	1	1	1	1	0	1	0	0
19	Wsh vs StL																

World Series Record

Yr	Club, Opponent	W-L	ERA	G	GS	CG	SHO	SV	IP	H	R	ER	HR	BB	SO	WP	BK
14	SF vs KC	0-0	6.75	4	0	0	0	0	4.0	4	3	3	2	1	3	1	0
19	Wsh vs Hou																

SINGLE-SEASON CAREER HIGH STREAKS

Scoreless Streak By Game: 14g, 6/25-8/1, 2015; Scoreless Streak By Inning: 12.2 (2x), 6/25-8/1, 2015 & 6/14-7/20, 2021;

Winning Streak: 3g (2x), 5/14-6/18, 2016 & 8/12-8/24, 2021; Losing Streak: 3g (2x), 7/2-9/13, 2016 & 6/18-9/7, 2018



JOEY VOTTO

1B
19

Age: 38 **Ht.:** 6-2 **Wt.:** 225 **Bats:** L **Throws:** R **ML Service:** 14.027

Born: 9/10/83 **Birthplace:** Toronto, Canada **Resides:** Toronto, Canada

Acquired: Was selected by the Reds in the second round of the June 2002 first-year player draft. Was signed by John Castleberry.

Contract: Signed a 10-year contract extension through the 2023 season, with a club option for 2024, April 4, 2012.

CAREER HIGHLIGHTS

- Is 1 of only 18 players in Major League history, over the course of at least 8,000 career plate apps, to hit at least .300 (.302) with an on-base percentage of .400 (.416) and a slugging percentage of .500 (.520)... only 24 players meet that criteria with as few as 2,000 plate apps, including active players Mike Trout and Juan Soto...@EliasSports.
- Ranks 17th all-time in career on-base percentage, a list that includes 15 Hall of Famers and Barry Bonds, and 23rd all-time in OPS, a list that includes 17 Hall of Famers...courtesy @EliasSports.
- Is the National League's 2010 Most Valuable Player and Hank Aaron Award winner, a 6-time NL All-Star, a *Sporting News* NL All-Star, the only Reds first baseman ever to win a Rawlings Gold Glove Award (2011) and Major League Baseball's 2017 Lou Gehrig Memorial Award winner for exemplary contributions to his community and philanthropy.
- Received Most Valuable Player Award votes 8 times in the last 12 seasons, 6 times finished among the Top 10 and 3 times finished among the Top 3...finished first in 2010, sixth in 2011, 14th in 2012, sixth in 2013, third in 2015, seventh in 2016, second by 2 points to Mia's Giancarlo Stanton in 2017 in the fourth-closest vote ever and 16th in 2021 in his age 37 season.
- 5 times was a finalist for the prestigious Hank Aaron Award, presented to the most outstanding offensive performer in each league...won the award in 2010...was a finalist in 2011, 2015, 2016 and 2017.
- 3 times was a finalist for the Rawlings Gold Glove Award for first basemen...won the award in 2011...was a finalist in 2017 and 2018.
- 6 times was voted by the Cincinnati chapter of the BBWAA the Ernie Lombardi Award as the Reds' MVP (unanimously in 2016 and 2017).
- In 2021 was the Reds' nominee for the prestigious Robert Clemente Award for his philanthropic and humanitarian efforts and received from the local chapter of the BBWAA his first Joe Nuxhall Good Guy Award.
- Was named to MLB.com and ESPN.com's Team of the Decade for 2010-2019 and was Canadian Baseball Network's Hitter of the Decade.
- From 2010-2019 became only the third player in Major League history, all National Leaguers, to lead his league in both hits and walks in a decade (Bob Elliott, 1940s & Rogers Hornsby, 1920s).
- Twice received the Lou Marsh Award as Canada's Athlete of the Year (2010, 2017)...is 1 of only 3 baseball players to win the prestigious award and the only one to win it more than once (Ferguson Jenkins 1974; Larry Walker 1998)...twice received the Syl Apps Award as Ontario's Athlete of the Year (2010, 2017).
- 7 times received the Canadian Baseball Hall of Fame's Tip O'Neill Award (2010-2013, 2015-2017), sharing the honor in 2011 with Brewers pitcher John Axford...is the only player to win that award more than 2 years in a row and is 1 of only 2 players to win it more than 3 times (Larry Walker, 9 times).

JOEY VOTTO'S HARDWARE

NL Most Valuable Player
2010

Hank Aaron Award
2010

National League All-Star
2010, 2011, 2012, 2013, 2017, 2018

Sporting News All-Star
2010

Rawlings Gold Glove Award
2011

Silver Slugger Award

Reds' Most Valuable Player
2008, 2010, 2011, 2015, 2016, 2017

Joe Nuxhall Good Guy Award
2021

Lou Gehrig Memorial Award
2017

Lou Marsh Award
Canada's Athlete of the Year
2010, 2017

Syl Apps Award
Ontario's Athlete of the Year
2010, 2017

Tip O'Neill Award
Canadian Baseball Hall of Fame
2010 - 2013, 2015 - 2017

ESPN & MLB Team of the Decade
For Decade 2010 - 2019

SINCE HIS DEBUT...

Joey Votto's rankings among all Major League hitters since his debut on 9/4/07:

Walks	1,294 1st
On-Base Percentage416 1st
OPS937 1st
Runs Scored	1,114 1st
Batting Average302 2nd
Average with RISP325 3rd
Doubles	435 3rd
Slugging Percentage520 4th
Hits	2,027 4th
Home Runs	331 6th
RBI	1,065 8th
% - Minimum 6,500pa & 1,800pa with RISP		

- His 1,294 career walks are the most in Major League history by a player born in Canada (Larry Walker 2nd, 913)...his 331 HR are second-most by a Canadian (Larry Walker, 383).
- Holds franchise records for career games played at first base (1,847) and intentional walks (147)...shares Joe Morgan's club career record for number of seasons with at least 100 walks (6)...holds franchise single-season records for consecutive games with at least 1 HR (7, 7/24-7/30, 2021), walks (143 in 2015), on-base percentage (.474 in 2012), number of times on base safely via hit, walk or HBP (321 times in 2017), number of games reaching base safely (150g in 2017), number of games reaching base safely at least twice (107g in 2015 & 2017) and number of consecutive games reaching base safely at least twice (20g from 7/26-8/15, 2017)...shares Pete Rose's single-season franchise record for number of consecutive games reaching base safely (48g from 8/11-10/2, 2015).
- With 331 career HR ranks second on the club's all-time list (Johnny Bench 389)...is Great American Ball Park's all-time leader in almost every category, including hits (979), HR (182) and RBI (565).
- Has 13 game-ending RBI, tied with Pete Rose and Johnny Bench for third-most by a Reds batter since 1933 behind Tony Perez (19) and Frank Robinson (15).
- In 14 seasons from 2008-2021 led the Reds in batting average 8 times, in doubles 7 times, in hits & runs 6 times, in games played 5 times and in HR & RBI 4 times.
- From 2007-2016 made 1,103 starts next to 2B Brandon Phillips, the most on the right side of the infield for any tandem in Reds history and the highest total by any set of infielders active at that time...1B Frank McCormick and 2B Lonny Frey rank second in Reds history with 774 starts together.
- Is 1 of only 3 players in Major League history to lead his league in OBP at least 7 times in any decade (7 times from 2010-2019; Ted Williams, 7 times from 1940-1949; Rogers Hornsby, 8 times from 1920-1929).
- In the last 12 seasons led the National League in games played twice (2013, 2017), in doubles once (2011), in walks 5 times, in intentional walks 3 times (2012, 2013, 2017), in on-base percentage 7 times, in slugging percentage once (2010), in OPS twice (2010, 2017), in runs created 3 times (2010, 2013, 2016), in adjusted batting runs 3 times (2013, 2016, 2017), adjusted batting wins 3 times (2013, 2016, 2017) and times on base 5 times.
- Since 1900 is the only batter in Reds history and 1 of 9 players overall to lead the National League in walks for 3 straight seasons (2011-2013).
- Is the only Red and 1 of 6 players in Major League history to lead his league in on-base percentage for 4 straight years (2010-2013)...is the only Reds player and 1 of 6 players in Major League history to lead his league in on-base percentage at least 7 times, joining Barry Bonds (10) and Cooperstown Hall of Famers Ted Williams (12), Babe Ruth (10), Rogers Hornsby (9) and Ty Cobb (7).
- Is the second player in Reds history to produce 30 doubles in 6 straight seasons (2008-2013; Pete Rose, 1965-70 & 1972-78) or 30 doubles in any 10 years (Rose, 13).
- Is 1 of only 2 active players with at least 2,000 hits and 1,200 walks (Albert Pujols) and 1 of 4 current players with at least 2,000 hits, 400 doubles, 300 HR and 1,000 RBI (Pujols, Miguel Cabrera, Robinson Cano).

HALL OF FAMER

Only **24 players** in Major League history, with at least 2,000 career plate apps, have produced a **.300 batting average**, **400 on-base percentage** and **.500 slugging percentage**...**18** are in the **Hall of Fame**...@EliasSports.

Player	BA	SLG	OBP	PA
Ty Cobb, HOF	.366	.512	.433	13,096
Stan Musial, HOF	.331	.559	.417	12,718
Tris Speaker, HOF	.345	.501	.428	12,001
Mel Ott, HOF	.304	.533	.415	11,347
Babe Ruth, HOF	.342	.690	.474	10,623
Chipper Jones, HOF	.303	.529	.401	10,614
Frank Thomas, HOF	.301	.555	.419	10,075
Ted Williams, HOF	.344	.634	.482	9,788
Manny Ramirez	.312	.585	.411	9,774
Jimmie Foxx, HOF	.325	.609	.429	9,674
Lou Gehrig, HOF	.340	.632	.448	9,665
Rogers Hornsby, HOF	.358	.577	.434	9,481
Todd Helton	.316	.539	.414	9,453
Harry Heilmann, HOF	.342	.521	.410	8,962
Edgar Martinez, HOF	.312	.515	.418	8,674
Ed Delahanty, HOF	.345	.504	.411	8,337
JOE VOTTO	.302	.520	.416	8,128
Larry Walker, HOF	.313	.565	.400	8,030
Dan Brouthers, HOF	.343	.520	.424	7,661
Hank Greenberg, HOF	.313	.605	.412	6,098
Joe Jackson	.355	.517	.422	5,695
Mike Trout	.305	.583	.419	5,660
Lefty O'Doul, HOF	.349	.532	.413	3,658
Juan Soto	.301	.550	.432	2,003

RED HOTTEST

With home runs in 7 straight games from **7/24-7/30, 2021**, **Joey Votto** established a new club record for consecutive apps with **at least 1 home run**...he is the **ninth player** in Reds history, since 1900, to homer in **at least 5 straight apps**:

Joey Votto (7)	9 HR, 15 RBI	7/24 - 7/30, 2021
Eugenio Suárez (5)	5 HR, 8 RBI	7/23 - 7/27, 2018
Jay Bruce (5)	6 HR, 13 RBI	7/23 - 7/27, 2016
Devin Mesoraco (5)	5 HR, 12 RBI	6/19 - 6/24, 2014
Adam Dunn (5)	5 HR, 10 RBI	5/14 - 5/19, 2008
Ken Griffey Jr. (5)	5 HR, 6 RBI	7/8 - 7/12, 2003
Johnny Bench (5)	7 HR, 13 RBI	5/30 - 6/3, 1972
George Crowe (5)	5 HR, 7 RBI	8/8 - 8/14, 1957
Ted Kluszewski (5)	6 HR, 9 RBI	8/11 - 8/15, 1954

HISTORIC

Joey Votto from **7/24-7/30, 2021** became only the **eighth player** in Major League history to hit **at least 1 home run** in **7 straight apps** or more:

Ken Griffey Jr.	8 games	7/20 - 7/28, 1993
Don Mattingly	8 games	7/8 - 7/18, 1987
Dale Long	8 games	5/19 - 5/28, 1956
Joey Votto	* 7 games	7/24 - 7/30, 2021
Kendrys Morales	7 games	8/19 - 8/26, 2018
Kevin Mench	7 games	4/21 - 4/28, 2006
Barry Bonds	7 games	4/12 - 4/20, 2004
Jim Thome	7 games	6/25 - 7/3, 2002

* Franchise record

- His 1,847 career apps and 1,828 starts at 1B are second-most among active players at that position (Albert Pujols, 2,004 apps & 1,925 starts).
- In each of 5 seasons from 2015-2019, per *Baseball America* was voted by managers, scouts and executives the batter with the best strike zone judgment in the NL.
- In the *Sporting News*' 2011 poll of baseball executives was rated the fourth-best player in baseball behind Albert Pujols, Troy Tulowitzki and Félix Hernández.
- In 2010 became the 10th Reds player and third Canadian to win the Most Valuable Player Award...prior to Game 4 of the 2010 World Series received from Commissioner Bud Selig the Hank Aaron Award as the NL's best hitter...in his native Canada, was honored by 8 organizations for his 2010 MVP season...was ranked No. 1 in the *Toronto Sun*'s 2010 list of most influential Canadians in baseball.
- Played for Canada in the 2009 World Baseball Classic and hit .556 (second among all WBC players) with a 1.111 slugging percentage (third best)...also played for Canada in 2013 WBC.
- 6 times was the National League Player of the Week (9/21-9/27, 2009; 7/25-7/31, 2011; 5/13-5/19, 2013; 6/26-7/2, 2017; 4/23-4/29, 2018; 7/26-8/1, 2021) and at age 37 was the NL's Player of the Month for July 2021.
- In 2008 finished second in the National League Rookie of the Year Award voting, was a finalist for a Players Choice Award in the category of Outstanding NL Rookie, was a TOPPS Major League Rookie All-Star and was the Reds' MVP...in September 2008 received the National League Rookie of the Month Award.
- In March 2013 was voted by fans the Face of MLB.
- In 2007 was a TOPPS Class AAA All-Star, Louisville's Most Valuable Player, the International League's Rookie of the Year and an IL All-Star...in May 2007 was Louisville's and the Reds' Hitter of the Month.
- Played in the 2006 Southern League All-Star Game and 2007 Triple-A All-Star Game...played for the World Team in MLB's All-Star Futures Games in Pittsburgh (2006) and San Francisco (2007).
- In 2006 was Southern League MVP and batting champion, TOPPS' Southern League Player of the Year & Class AA All-Star, Reds' minor league Hitter of the Year and *BA*'s Minor League & Class AA All-Star.
- In 2005 was selected to play for Team Canada in the IBAF XXXVI World Cup in Amsterdam, Netherlands.
- In the minor leagues produced 5 career grand slams.
- In 2007 became the 14th native Canadian to appear for the Reds (LHP Rheel Cormier, RHP Ryan Dempster, RHP Chris Reitsma, OF Glen Gorbous, P Bert Sincock, OF Doc Miller, P Clarence Currie, P Bob Hooper, OF Nigel Wilson, P Ruben Vickers, OF Andy Kyle, P Win Kellum, OF Tip O'Neill).
- Graced the cover of the 8/30/10 issue of *Sports Illustrated*, the only Reds player to do so since Ken Griffey Jr. on 6/14/04.

ON-BASE PERCENTAGE, CAREER

1. Ted Williams, HOF	482
2. Babe Ruth, HOF	474
3. Billy Hamilton, HOF	455
4. Lou Gehrig, HOF	448
5. Barry Bonds	444
6. Rogers Hornsby, HOF	434
7. Ty Cobb, HOF	433
8. Jimmie Foxx, HOF	429
9. Tris Speaker, HOF	428
10. Eddie Collins, HOF	424
11. Dan Brouthers, HOF	424
12. Mickey Mantle, HOF	420
13. Frank Thomas, HOF	419
14. Edgar Martinez, HOF	418
15. Jesse Burkett, HOF	417
16. Stan Musial, HOF	417
17. JOEY VOTTO	416

OPS, CAREER

1. Babe Ruth, HOF	1.164
2. Ted Williams, HOF	1.115
3. Lou Gehrig, HOF	1.080
4. Barry Bonds	1.051
5. Jimmie Foxx, HOF	1.038
6. Rogers Hornsby, HOF	1.010
7. Manny Ramirez996
8. Mark McGwire982
9. Joe DiMaggio, HOF978
10. Mickey Mantle, HOF977
11. Stan Musial, HOF976
12. Frank Thomas, HOF974
13. Larry Walker, HOF965
14. Johnny Mize, HOF959
15. Jim Thome, HOF956
16. Todd Helton953
17. Jeff Bagwell, HOF948
18. Mel Ott, HOF948
19. Ty Cobb, HOF945
20. Dan Brouthers, HOF944
21. Lance Berkman943
22. Willie Mays, HOF942
23. JOEY VOTTO937

Lists courtesy @EliasSports
Minimum 6,500 career plate apps

HITTER OF THE DECADE, 2010-2019

Joey Votto's rankings among all **Major League** hitters during the decade covering **2010-2019**, when he was a **6-time All-Star** and the **2010 MVP**:

On-Base Percentage * ..	428	1st
Walks *	1,046	1st
OPS	944	^ 2nd
WAR *	48.1	^^ 3rd
Doubles *	327	3rd
Batting Average	306	4th
Runs	847	4th
Slugging Percentage ..	516	7th
Hits *	1,532	9th
Home Runs	231	16th
RBI	759	19th

* Trout 1.000, ^^ Trout 73.4, Posey 53.0

^ Led NL, third player in Major League history to lead league in hits and walks over a decade (Bob Elliott 1940s, Rogers Hornsby 1920s, both NL)

MLB.COM'S TEAM OF THE DECADE, 2010-19

Rank	Player, Position
1.	Mike Trout, CF
2.	Clayton Kershaw, LHP
3.	Justin Verlander, RHP
4.	Max Scherzer, RHP
5.	JOEY VOTTO, 1B
6.	Adrián Beltré, 3B
7.	Miguel Cabrera, 1B
8.	Buster Posey, C
9.	Chris Sale, LHP
10.	José Altuve, 2B

ESPN'S TEAM OF THE DECADE, 2010-19

Position	Player
Catcher	Buster Posey
First Base	JOEY VOTTO
Second Base	Robinson Cano
Third Base	Adrián Beltré
Shortstop	Francisco Lindor
Outfield	Mike Trout
Outfield	Mookie Betts
Outfield	Andrew McCutchen
Utility	Miguel Cabrera
Starting Pitcher	Clayton Kershaw
Starting Pitcher	Justin Verlander
Starting Pitcher	Max Scherzer
Starting Pitcher	Madison Bumgarner
Starting Pitcher	Chris Sale
Relief Pitcher	Craig Kimbrel

- On 3/17/13 made a guest voice appearance on *The Cleveland Show*... fellow Major Leaguers Andre Ethier, Matt Kemp, David Ortiz and Jimmy Rollins also were featured in the episode in which star of the show Cleveland pursues his life-long dream of becoming a baseball scout.
- Has 15 career starts at designated hitter (14-54, .259, 22b, 13b, 4hr, 9rbi, .355obp, .556slg, .911ops)...made those starts on 6/18/16 at Hou, 6/12/18 & 6/13/18 at KC, 6/12/19 at Cle, 6/25/19 & 6/26/19 at LAA, 9/12/19 at Sea, 8/29/20/g2 vs Chc, 9/6/20 at Pit, 9/13/20 at StL, 9/14/20/g2 vs Pit, 9/27/20 at Min, 7/7/21 at KC, 8/9/21 at Cle and 9/28/21 at WSox.
- 3 times honored on his birthday (2011, 2016, 2021).
- 18 times reached base 5 times in a game (last, 8/11/21 at Atl), fourth-most in the Major Leagues since his debut in 2007 (Paul Goldschmidt 21, Albert Pujols 19, Miguel Cabrera 19).
- 3 times recorded 2 hits in the same inning (8/13/16 at Mil, T6th; 4/27/18 at Min, T5th; 8/16/21 vs Cubs, B7th).
- Has been ejected 14 times, including twice in 2021 (6/19 by HP Ryan Additon, 7/6 at Mil by 3B Doug Eddings).
- In 158 apps beginning 8/29/20, after missing 3 straight games by manager's decision, has produced 44 HR and 113 RBI (.938ops).

2021 SEASON

- Despite missing 28 games with a broken left thumb (5/7-6/7) produced 36 HR, 99 RBI and an OPS of .938...over the course of a 162-game season, those numbers project to 45 HR and 124 RBI.
- Finished 16th in voting of the national chapter of the BBWAA for the National League's Most Valuable Player Award.
- Was a finalist for a Players Choice Award as the NL's Comeback Player.
- Was a finalist for the All-MLB team.
- Was 1 of 4 Reds players named a finalist for the Silver Slugger Award (winner OF Nick Castellanos, 2B Jonathan India, OF Jesse Winker).
- Was the Reds' nominee for the prestigious Robert Clemente Award for his philanthropic and humanitarian efforts.
- Received from the local BBWAA his first Joe Nuxhall Good Guy Award.
- Became only the ninth player in his age 37 or older season to produce at least a .266 BA, .375 OBP, .563 SLG, .938 OPS, 36 HR and 99 RBI...joined Babe Ruth (1932), Hank Sauer (1954), Hank Aaron (1971), Edgar Martinez (2000), Barry Bonds (2002, 2004), Rafael Palmeiro (2002), David Ortiz (2016) and Nelson Cruz (2019).

GAMES, REDS CAREER

1. Pete Rose	2,722
2. Dave Concepcion	2,488
3. Barry Larkin	2,180
4. Johnny Bench	2,158
5. Tony Pérez	1,948
6. JOEY VOTTO	1,900

BATTING AVERAGE, REDS CAREER

1. Edd Roush	.331
2. Pete Rose	.307
3. Sean Casey	.305
4. Ken Griffey Sr.	.303
5. Frank Robinson	.303
6. Ted Kluszewski	.3021
7. JOEY VOTTO	.3015

Minimum 4,000 at bats

RUNS, REDS CAREER

1. Pete Rose	1,741
2. Barry Larkin	1,329
3. JOEY VOTTO	1,114
4. Johnny Bench	1,091
5. Frank Robinson	1,044

HITS, REDS CAREER

1. Pete Rose	3,358
2. Barry Larkin	2,340
3. Dave Concepcion	2,326
4. Johnny Bench	2,048
5. JOEY VOTTO	2,027

DOUBLES, REDS CAREER

1. Pete Rose	601
2. Barry Larkin	441
3. JOEY VOTTO	435
4. Dave Concepcion	389
5. Johnny Bench	381

HOME RUNS, REDS CAREER

1. Johnny Bench, R	389
2. JOEY VOTTO, L	331
3. Frank Robinson, R	324
4. Tony Pérez, R	287
5. Adam Dunn, L	270

25-HR SEASONS, REDS CAREER

1. Frank Robinson	9
2. Johnny Bench	8
3. JOEY VOTTO	7
Adam Dunn	7

RBI, REDS CAREER

1. Johnny Bench	1,376
2. Tony Pérez	1,192
3. JOEY VOTTO	1,065
4. Pete Rose	1,036
5. Frank Robinson	1,009

OPS, REDS CAREER

1. Frank Robinson	.943
2. JOEY VOTTO	.937
3. Adam Dunn	.900
4. Joe Morgan	.885

WALKS, REDS CAREER

1. JOEY VOTTO	1,294
2. Pete Rose	1,210
3. Barry Larkin	939

ALL-TIME WALKS, MAJOR LEAGUES

1. Barry Bonds	2,558
46. Ken Griffey Jr.	1,312
47. Fred McGriff	1,305
48. JOEY VOTTO	1,294

INTENTIONAL BB, REDS CAREER

1. JOEY VOTTO	147
2. Johnny Bench	135
3. Pete Rose	130
4. Frank Robinson	129
5. Tony Pérez	107

ON BASE VIA H+BB+HBP, REDS

1. Pete Rose	4,654
2. JOEY VOTTO	3,385
3. Barry Larkin	3,334
4. Dave Concepcion	3,083
5. Johnny Bench	2,958

HITS AT GABP, ALL-TIME

1. JOEY VOTTO	979
2. Brandon Phillips	864
3. Jay Bruce	566
4. Eugenio Suárez	407
5. Adam Dunn	379

HOME RUNS AT GABP, ALL-TIME

1. JOEY VOTTO	182
2. Jay Bruce	137
3. Adam Dunn	126
4. Brandon Phillips	113
5. Eugenio Suárez	98

OPENING DAY APPS, REDS CAREER

1. Pete Rose	17
Barry Larkin	17
3. Dave Concepcion	16
4. Johnny Bench	14
5. JOEY VOTTO	13

Votto was on 14 Opening Day rosters

ALL-TIME GAMES, CANADIANS

1. Larry Walker	1,988
2. JOEY VOTTO	1,900
3. Matt Stairs	1,895
4. Russell Martin	1,693

ALL-TIME HITS, CANADIANS

1. Larry Walker	2,160
2. JOEY VOTTO	2,027
3. Justin Morneau	1,603
4. George Wood	1,507

ALL-TIME HR, CANADIANS

1. Larry Walker	383
2. JOEY VOTTO	331
3. Matt Stairs	265
4. Justin Morneau	247

- Became only the second Major League player ever to record in the same season his 2,000th hit, 300th home run and 1,000th RBI (Billy Williams, 1971).
- Was the National League's Player of the Month for July (1st career) and Player of the Week for 7/26-8/1 (6th career, first since 4/23-4/29, 2018).
- In July led the Major Leagues in HR (11) and slugging percentage (.734) while tying for the National League lead in RBI (25, Manny Machado).
- As player of the week from 7/26-8/1 led the Major Leagues in runs (8, tied), HR (7) and slugging percentage (1.250) while ranking third in the majors in RBI (11; Austin Riley & Eric Haase, 12).
- Produced his third season of at least 30 HR, his fifth season of at least 90 RBI, his fourth season of at least 99 RBI and his 10th season with an OPS of at least .900...his seven 25-homer seasons tie Adam Dunn for third on the club's all-time list (Frank Robinson 9, Johnny Bench 8)...had 2 other seasons of 24 HR.
- In his last 64 apps beginning 7/20 had 25 HR and 58 RBI, including a franchise record 7-game home run streak from 7/24-7/30, with an OPS of 1.082 (.400obp, .682slg)...his 14 HR from 7/24-8/13 are the most by any Reds batter over any 19-game span.
- After the All-Star break led the National League in HR (25) while ranking among the second-half leaders in RBI (2nd, 59), on-base percentage (6th, .400), slugging percentage (2nd, .657) and extra-base hits (T3rd, 38).
- Produced 5 multi-homer games, his career high for any season and all after the All-Star break...his 5 multi-HR games are the most by a Reds player after the All-Star break since Frank Robinson had 6 multi-HR games in 1962.
- For the season, ranked among the National League leaders in HR (T4th), RBI (T7th), on-base percentage (6th), slugging percentage (4th), OPS (5th, .938) and walks (7th).
- Led the Reds in HR and walks.
- In 7 games from 7/24-7/30 established the franchise record for home runs in consecutive apps, 1 shy of the Major League record shared by Dale Long (1956), Don Mattingly (1987) and Ken Griffey Jr. (1993)...according to StatCast, his single off the top of the RCF wall in the eighth inning on 7/31 at NYM would have been a home run in 10 other Major League ballparks.
- His 9 HR during his club record 7-game homer streak are the most by a Reds batter over any 7-game span (.385, 15rbi, .485obp, 1.423slg)...became only the second player in Major League history with 9 HR, 15 RBI and 6 walks over any 7-game span (Mark McGwire, 5/18-5/25, 1998).
- His 8-game RBI streak (17rbi) snapped on 7/31 at NYM was the longest RBI streak of his career and fell 2 games shy of Joe Morgan's franchise record (10g, 1976, 17rbi).
- In the 6-0 win on 8/27 at Mia made his 100th appearance of the season...missed 28 games with a broken left thumb but still had 28 HR and 202 total bases through 100 apps...for the first time in his career recorded at least 28 HR within his first 100 apps of a season...for the third time in his career produced at least 200 total bases within his first 100 games, joining his 2010 MVP season (222tb) and his 2017 campaign (203tb) after which he finished second in the MVP voting in the fourth-closest vote ever.
- In the 4-2 Reds win on 9/10 at StL celebrated his 38th birthday with his 30th HR of the season...was the 325th homer of his career, moving him past Frank Robinson and into second place alone on the club's all-time list (Johnny Bench, 389)...homered on his birthday for the third time (2011, 2016).
- At age 38, moved ahead of Ken Griffey Jr. as oldest Reds player ever to produce at least 30 HR in a season...Griffey hit 30 HR in 2007 at age 37...Votto

BBWAA'S 2021 NL MVP AWARD VOTING

1. * Bryce Harper, Phi
 2. Juan Soto, Wsh
 3. Fernando Tatis Jr., SD
 4. ... Brandon Crawford, SF
 5. Trea Turner, Wsh/LA
 6. ... Paul Goldschmidt, StL
 7. Austin Riley, Atl
 8. Tyler O'Neill, StL
 9. Freddie Freeman, Atl
 10. Max Muncy, LA
 11. Bryan Reynolds, Pit
 12. .. **Nick Castellanos, Cin**
 13. Ozzie Albies, Atl
 14. ... Max Scherzer, Wsh/LA
 15. Corbin Burnes, Mil
 16. **JOEY VOTTO, CIN**
- 23 players received at least 1 vote
* Received 17 of 30 first-place votes

ACTIVE PLAYERS W/ 2,000 H - 400 2B - 300 HR - 1,000 RBI

Player	Hits	Doubles	HR	RBI
Albert Pujols	3,301	672	679	2,150
Miguel Cabrera	2,987	597	502	1,804
Robinson Cano	2,624	571	334	1,302
Joey Votto	2,027	435	331	1,065

REDS WITH 2,000 HITS & 300 HOMERS

Johnny Bench and Joey Votto are the only Reds players with 2,000 hits and 300 HR.

Player	H	HR	Years
Johnny Bench	2,048	389	1967-83
Joey Votto	2,027	331	2007-21

REDS PLAYERS WITH THREE 3-HOMER GAMES

Johnny Bench	vs StL	7/26/1970
Johnny Bench	at Phi	5/9/1973
Johnny Bench	at SD	5/29/1980
Joey Votto (R)	vs Chc	5/7/2008
Joey Votto	vs Wsh	5/13/2012
Joey Votto	vs Phi	6/9/2015

31 Reds players hit 3 homers in a game, accomplished 40 times
(R) Votto & Aristides Aquino only Reds rookies with 3 HR in a game

HIGHEST ON-BASE PERCENTAGE IN AUGUST, CAREER

Ted Williams, HOF	480
Babe Ruth, HOF	470
Lou Gehrig, HOF	460
Barry Bonds	453
Max Bishop	442
Mel Ott, HOF	432
Rogers Hornsby, HOF	432
Todd Helton	431
Joey Votto	429
Manny Ramirez	429

Courtesy @EliasSports (minimum 1,000 plate apps)

HARDEST HIT HR BY REDS BATTERS, STATCAST ERA

Aristides Aquino	118.3	8/8/19 vs Chc, Hamels
Aristides Aquino	113.5	8/16/21 vs Chc, Rucker
Joey Votto	113.2	9/11/20 at StL, Wainwright
Matt Davidson	113.1	8/21/20 at StL, Webb
Joey Votto	113.0	4/30/21 vs Chc, Arrieta

became the first player at age 38 or older to hit at least 30 HR in a season since 2004 (Barry Bonds, 45hr at age 39 & Steve Finley, 36hr at age 39).

- Made his 14th Opening Day roster...appeared in his 13th Opening Day game, fifth-most in Reds history, 1 game behind Johnny Bench and 4 games behind all-time franchise leaders Barry Larkin and Pete Rose (17).
- The morning of Opening Day was reinstated from the injured list...from 3/8-3/20 missed 13 days of spring training camp following a positive test for the COVID-19 virus...went on the injured list on 3/10 and returned to camp on 3/21...5 days later returned to game action...gave the team permission to disclose the positive test result.
- In the 3-0 win on 4/12 at SF became the first Reds batter to homer into McCovey Cove...was the 52nd splash hit by a Giants opponent...was his first HR of the season and 1,045th career run scored, fourth-most on the team's all-time list...had been tied at 1,044 runs with Hall of Famer Frank Robinson.
- In the eighth inning of the 10-inning, 3-2 win on 4/17 vs Cle recorded the first 2 outs of the Reds' 31st triple play, their first since 7/25/2017 at NYY...Josh Naylor lined into the 3-3-5 triple play...Votto also participated in the July 2017 triple play.
- In the third inning of the 8-6 win on 4/30 vs Cubs became the third Reds player and ninth active player with 300 career home runs...his 2-run HR off Jake Arrieta gave the Reds a 3-2 lead they would not relinquish.
- In the 10-inning, 1-0 win on 5/5 vs WSox made his 1,800th Major League appearance...in the bottom of the fourth inning was hit by a Dallas Keuchel changeup and left the game after the fifth with the broken left thumb...from 5/7-6/7 missed 28 games while on the 10-day injured list with a broken left thumb (14-14).
- On 6/30 vs SD homered off Joe Musgrove for his 1,000th Major League RBI...was his 1,821st career appearance.
- On 8/4 vs Min made his 1,800th career appearance at 1B, extending his franchise record...became the 35th player in modern Major League history with at least 1,800 apps at that position, the second active player (Albert Pujols 1,990).
- In the 11-inning, 8-6 loss on 8/11 at Atl had 4 hits, 2 HR and 4 RBI...tied Ty Cobb for 53rd place on the Major Leagues' all-time list in walks (1,260)...passed Pete Rose (1,036) for third place alone on the club's all-time list in RBI (1,038)...was his 16th career multi-homer game, his third this season...tied his career high with 4 hits...reached base 5 times for the 18th time in his career, fourth-most in the Major Leagues since his debut in 2007 (Paul Goldschmidt 21, Albert Pujols 19, Miguel Cabrera 19).
- In the 14-5 win on 8/16 vs Cubs singled off Michael Rucker for his 2,000th career hit...later in that 8-run seventh inning singled off Jake Jewell...recorded 2 hits in the same inning for the third time in his career.
- In the ninth inning of the 8-5 loss on 9/19 vs LAD hit the second pinch-hit HR of his career (solo off Kenley Jansen).
- In the first inning of the 7-5 loss on 6/19 at SD was ejected after arguing a check-swing strikeout...was the 13th ejection of his career, his first this season...singled on the first pitch of his first plate appearance the next day.
- In the eighth inning of the 4-3 win on 7/10 at Mil was ejected after arguing a check-swing strikeout...was the 14th ejection of his career, his second of the season.
- In the 13-1 makeup game win on 9/27 vs Pit produced 2 HR and 4 RBI...his 466-foot HR off Cody Ponce in the

1,000 HITS & 200 HOMERS

Listed below are the **only 7 players** in Reds history since 1900 with **1,000 hits & 200 HR**.

Player	H	HR	Years
Johnny Bench *	2,048	389	1967-83
Joey Votto	2,027	331	2007-21
Tony Perez *	1,934	287	1964-86
Frank Robinson *	1,673	324	1956-65
Ted Kluszewski *	1,499	251	1947-57
George Foster *	1,276	244	1971-81
Jay Bruce	1,116	233	2008-16

* Members of the Reds Hall of Fame

.300 & 250, CAREER

Listed below are the only players in Reds history to produce in their careers at least a **.300 batting average and 250 home runs**.

Player	BA	HR	OBP	SLG
Frank Robinson	.303	324	.389	.554
Joey Votto	.302	331	.416	.520
Ted Kluszewski	.302	251	.357	.512

.320 & 430, SEASON

Joey Votto and **Joe Morgan** are the only Reds players to produce in a season both a **.320 batting average and a .430 OBP**.

Player	Year	BA	OBP
Joey Votto	2017	.320	.454
Joey Votto	2016	.326	.434
Joe Morgan	* 1976	.320	.444
Joe Morgan	* 1975	.327	.466

* National League's Most Valuable Player

BEST SEASONS IN REDS HISTORY

Only 4 players in Reds history produced in a single season at least a **.320 average, 30 HR and 100 RBI**:

Player	Year	BA	HR	RBI
JOEY VOTTO	2017	.320	30	100
JOEY VOTTO	* 2010	.324	37	113
George Foster	* 1977	.320	52	149
Frank Robinson	1962	.342	39	136
Frank Robinson	* 1961	.323	37	124
Ted Kluszewski	1954	.326	49	141
(Joey Votto)	2016	.326	29	97

* National League's Most Valuable Player

.300 SEASONS, REDS CAREER

Pete Rose	13	Joey Votto	8
Edd Roush	9	Larkin & Kluszewski	7

SEASONS WITH 100 WALKS, REDS CAREER

Joey Votto	* 6	Johnny Bench	1
Joe Morgan	6	George Burns	1
Adam Dunn	5	Bob Bescher	1
Shin-Soo Choo	1	Johnny Bates	1
Pete Rose	1	Miller Huggins	1

* Most among active players

Barry Bonds holds the MLB record with 14 seasons of 100 walks

FEWEST CAREER GAMES TO 1,000 WALKS, NL HISTORY

1. Billy Hamilton * 1,284
2. Roy Thomas * 1,386
3. Joe Morgan 1,418
4. **Joey Votto** **1,446**

* Pre-1900. List courtesy Elias Sports Bureau
Votto recorded his 1,000th walk on 4/17/18 at Mil

fourth inning was his longest in the Statcast era and the longest by a Reds batter all season...his career-high 471-foot HR off Mil's Braden Looper on 7/16/09 was estimated by hand.

- In the Reds' final game of the season made the 1,900th appearance of his Major League career...became the sixth player in Reds history to appear in 1,900 games.
- In 7 apps at Wrigley Field hit .391 with 7 HR, just 1 shy of the single-season record for an opponent (8hr, Mike Schmidt, 1980), and 11rbi (.464obp, 1.348slg, 1.812ops).

2020 SEASON

- Led the Reds in walks for the sixth consecutive season and for the 11th time in his 13 full seasons.
- After 3 consecutive games off by manager's decision (8/27/dh at Mil, 8/28 vs Cubs), in his last 29 apps of the regular season beginning 8/29 hit .258 (5 2b, 8hr, 14rbi, .385obp) to raise his batting average from .191 and his on-base percentage from .321, both season lows.
- Made 49 starts at 1B and 5 starts at DH.
- In the lineup made starts hitting leadoff (21gs), second (9gs) and third (24gs, team high)...made his first 9 starts of the season batting second and each of his last 16 starts of the regular season batting third...made all 21 starts batting leadoff in consecutive apps from 8/19-9/10.
- His fourth-inning walk off Chi's Ross Detwiler on 9/20 was the 1,210th of his career, tying Pete Rose's club record for career bases on balls...the next inning, established a new record with a walk off Steve Cishek.
- In the first inning of the 3-1 win on 9/11 at StL hit a 442-foot, 2-run HR off Adam Wainwright clocked at 113.2mph, his highest ever exit velocity on a home run and the second-hardest hit homer ever by a Reds player in the StatCast era (Aristides Aquino, 118.3mph, 8/8/19 vs Chc off Cole Hamels).
- Produced a pair of game-ending hits, an RBI-double in the 10th inning off KC's Josh Staumont on 8/11 (6-5 win) and an RBI-single in the ninth inning off StL's Giovanni Gallegos on 9/2 (4-3 win)...were the 12th and 13th game-ending RBI of his career, tied with Pete Rose and Johnny Bench for third-most by a Reds batter since 1933 behind Tony Perez (19) and Frank Robinson (15).
- Went 8 games and 38 plate apps between his first (7/26 vs Det, Gregory Soto) and second (8/8 at Mil, Corbin Burnes) strikeouts, the second-longest streak of his career...his longest career streak without a strikeout remains 42 plate apps (6/5-6/16, 2017).
- In the sixth inning of the 3-2 win on 8/3 vs Cle produced a 2-run HR off Zach Plesac that erased a 2-1 deficit... was the 287th HR of his career, tying him with Hall of Famer Tony Perez for third on the team's all-time list... was his 950th and 951st career RBI, tying and then moving him past Reds Hall of Famer Dave Concepcion into sixth place alone on the club's all-time list.
- For the first time in his career homered in each of his first 2 apps of a season.
- While on the injured list, missed both games of the doubleheader sweep win on 8/2 at Det.
- On 8/9 at Mil went 0-for-4, snapping a 31-game on-base streak at Miller Park that began on 8/12/16... is the second-longest on-base streak ever by a visiting player at that ballpark (Albert Pujols, 32g from 4/30/07-6/12/11).
- In the 3-2 loss on 8/25 at Mil, struck out 4 times in a game for only the fifth time in his career...was ejected in the middle of the eighth inning by HP umpire Shane Livensparger...didn't play again until the 8/29 doubleheader vs Cubs by manager's decision...missed 3 games (8/27/dh, 8/28).

MR. 300

Joey Votto holds the franchise record for **times reaching base in a season** (321 in 2017), 3 times led the Major Leagues in that category (2013, 2015, 2017) and 5 times led the **National League** (2011, 2013, 2015, 2016, 2017)...listed below are the only Red batters to reach base safely **300 times** in a season:

Joey Votto, 2017 321	Pete Rose, 1975 310
Joey Votto, 2015 319	Pete Rose, 1976 307
Joey Votto, 2013 316	Pete Rose, 1973 301
Pete Rose, 1969 311	Shin-Soo Choo, '13
	 300

Votto also reached base 299 times in 2011, 294 times in 2016

TWICE DAILY

From 7/26-8/15, 2017 **Joey Votto** reached base safely at **least twice in 20 straight games**, a franchise record and 1 shy of **Ted Williams'** 1948 Major League record (lists below).

Reds Record

20 Joey Votto	7/26 - 8/15, 2017
15 Joey Votto	7/16 - 8/2, 2016
15 Joey Votto	7/10 - 7/28, 2015
15 Pete Rose	9/23/75 - 4/21/76

Major League Record

21 Ted Williams	5/31 - 6/24, 1948
20 Joey Votto	7/26 - 8/15, 2017
20 Barry Bonds	6/20 - 7/15, 2004
20 Pete Rose	9/3 - 9/22, 1979
18 Jason Giambi	9/20/2000 - 4/8/2001
18 Steve Finley	6/20 - 7/11, 1996
18 Ted Williams	6/10 - 6/29, 1951
18 Ted Williams	8/25 - 9/14, 1941
18 Lou Gehrig	7/12 - 7/27, 1930
18 Rogers Hornsby	6/7 - 6/25, 1925
18 Steve Evans	8/29 - 9/15, 1914

Courtesy Elias Sports Bureau

WALKING AWAY FROM STRIKEOUTS

Joey Votto has produced **more walks than strikeouts** 4 times in his career (2012, 2015, 2017, 2018)...he is the only player in Reds history to collect **134 walks** or more in a season while striking out **83 times** or fewer (2017)... listed below are the only Major Leaguers since **1995** with **134 walks** or more and **83 strikeouts** or fewer in a season:

Joey Votto, Cin	2017	134 bb, 83 k
Barry Bonds, SF	2004232 bb, 41 k
Barry Bonds, SF	2003148 bb, 58 k
Barry Bonds, SF	2002198 bb, 47 k
Brian Giles, Pit.....	2002135 bb, 74 k
Barry Bonds, SF	1996151 bb, 76 k
Gary Sheffield, Fla.....	1996142 bb, 66 k
Frank Thomas, CWS	1995136 bb, 74 k

- On 8/29/g2 vs Cubs, made his first start of the season and eighth of his career as the team's designated hitter and produced his second career leadoff HR (off Alec Mills)...was his 288th career HR, moving him past Tony Perez into third alone on the Reds' all-time list since 1900 (Johnny Bench 389, Frank Robinson 324).
- On 9/14 vs Pit, for the second time in his career homered in both games of a doubleheader (8/24/11 at Fla)...his solo HR off Mitch Keller in the nightcap produced his 960th career RBI, tying him with Hall of Famer Barry Larkin for fifth on the club's all-time list, and was his 1,900th career hit.
- In the first inning on 9/23 vs Mil hit a 2-run HR off Adrian Houser...prior to that plate appearance, for the season was 0-for-22 vs the Brewers...per @EliasSports, only once in his career went hitless vs an opponent in a season (0-for-9 vs Oak in 2019).
- Was ejected 3 times (8/25 at Mil, 8/29 vs Cubs, 9/12 at StL).

2019 SEASON

- For the fifth straight season, per *Baseball America* was voted by managers, scouts and executives the batter with the best strike zone judgment in the National League.
- Produced 30 doubles for the 10th time in his career...beginning in 2008, his first full season, Robinson Cano is the only other player in the Major Leagues with as many 30-double seasons (also 10).
- Led the team 2-hit games (30).
- Reached base safely in 118 of his 142 apps...from 5/1-5/3, for the only time all season failed to reach base safely in 3 straight games...was only the fourth such 3-game streak in his career (last, 4/19-4/21, 2016)...never in his career has he failed to reach base safely at least once over 4 consecutive apps.
- From 5/8-6/4 reached base safely in 20 consecutive games, a season-high that tied Nick Senzel's (5/10-6/1) for the longest by a Reds batter in 2019.
- From 8/18-8/26 was on the 10-day injured list with a low back strain...after he was reinstated on 8/27, in his last 29 apps of the season hit .257 (26-101, 7 2b, 3hr, 8rbi, 19r, .377obp).
- Beginning 5/8 made his last 105 starts batting second in the order.
- Made 15 starts batting leadoff (last, 5/7 at Oak)...from 4/16-5/7 made 15 of his 18 starts batting first, including 10 straight starts from 4/16-4/28...entered this year with 1 career start batting leadoff (6/18/08 vs LAD).
- In his first start of the season batting leadoff, on 4/16 at LAD, finished 1-for-4 with an RBI-double, the 900th RBI of his career.
- Made 4 starts at DH (.385, 1 2b, 2hr, 2rbi, .467obp, .923slg, 6/12 at Cle, 6/25 & 6/26 at LAA, 9/12 at Sea).
- On 4/6 at Pit hit the 270th HR of his career, tying him with Adam Dunn for fourth on the Reds' all-time list.
- According to @MLBStats, in the eighth inning of the 3-2 loss on 4/17 at LAD popped out to the first baseman for the first time in his career (6,829th plate appearance)...in his next plate appearance, while batting first on 4/18 at SD, produced his only career leadoff HR (off Chris Paddock).
- On 4/28 at StL made his 1,600th career appearance.
- In the 11-inning, 12-11 loss on 5/3 vs SF went 0-for-7 in a game for only the second time in his career (9/4/13 vs StL)...in his career, once went 0-for-6 (6/28/16 vs Cubs), 17 times went 0-for-5.
- On 5/27/day vs Pit produced 3 hits and a double, tying Brandon Phillips for eighth place on the Reds' all-time hits list (1,774) and tying Johnny Bench for fourth place on the club's all-time doubles list (381)...passed Bench on 6/2 vs Wsh with a double off Max Scherzer.
- On 6/15 vs Tex made his 1,600th career appearance at 1B.
- With the third of his career-high 4 hits on 6/28 vs Cubs, reached 1,800 hits in his career and became only the fifth active player to reach base safely 3,000 times via hit, walk or HBP (Albert Pujols, Miguel Cabrera, Robinson Cano, Nick Markakis).

RISPY BUSINESS

Listed below are the Reds' single-season leaders in **batting average with runners in scoring position** since 1974:

Player	BA vs RISP	Year
Ken Griffey Sr.	.409	1976
Pete Rose	.409	1975
JOEY VOTTO	.383	2011
Joe Morgan	.380	1976
JOEY VOTTO	.371	2017
JOEY VOTTO	.370	2012
JOEY VOTTO	.369	2010

LHB VS LHP

Listed below are the Reds' single-season leaders in batting average by **LH batters vs LH pitchers** since 1974:

Player	BA vs LHP	Year
Ken Griffey Sr.	.393	1976
Sean Casey	.335	2005
JOEY VOTTO	.333	2011
JOEY VOTTO	.331	2015
JOEY VOTTO	.329	2009
Ken Griffey Sr.	.327	1981
Sean Casey	.320	2003

REDS' ALL-TIME HOME RUNS, FIRST BASE

323 JOEY VOTTO	2007-2021
249 Ted Kluszewski	1947-1957
141 Tony Perez	1964-76, 1984-86
139 Lee May	1965-1971

Includes home runs hit only as a first baseman

Courtesy Elias Sports Bureau

STROLLIN'

Joey Votto is the only modern Reds batter and 1 of 9 players ever to **lead the National League in walks** for at least **3 straight seasons** (since 1900):

Player	Times	Years
Barry Bonds	5	2000-2004
Roy Thomas	5	1900-1904
Barry Bonds	4	1994-1997
JOEY VOTTO	3	2011-2013
Mike Schmidt	3	1981-1983
Ron Santo	3	1966-1968
Eddie Mathews	3	1961-1963
Arky Vaughan	3	1934-1936
Mel Ott	3	1931-1933
George Burns	3	1919-1921

ON BASE

Joey Votto is the only modern Reds batter and 1 of 6 players in **Major League** history to **lead his league in on-base percentage** for **4 straight years** (since 1900):

Player, League	Times	Years
Rogers Hornsby, NL	6	1920-1925
Wade Boggs, AL	5	1985-1989
JOEY VOTTO, NL	4	2010-2013
Ted Williams, AL	4	1946-1949
Lou Gehrig, AL	4	1934-1937
Barry Bonds, NL	4	2001-2004

- On 7/13 at Col was ejected by HP umpire James Hoyer for arguing balls and strikes...was his ninth career ejection, his only ejection of 2019.
- On 7/30 vs Pit, hit his 150th career HR at Great American Ball Park (solo off Joe Musgrove).
- His first-inning double on 8/10 off Chi's Kyle Hendricks was his 865th career hit at Great American Ball Park, the most by any player at GABP (Brandon Phillips, 864).
- On 8/19 reached 12,000 years of Major League service time.
- In the 10th inning on 8/29 at Mia recorded the 6,000th at bat of his career.
- On 9/1/night at StL doubled off Daniel Ponce de Leon for his 700th career extra-base hit.
- On 9/6 vs Ari made his 1,700th Major League appearance and on Eugenio Suárez' 3-run HR scored his 1,000th career run...finished that game with 7,300 career plate apps.
- On 9/11 at Sea recorded his 400th career double (off Marco Gonzales).
- With 2 outs, the bases loaded and the score tied at 2-2 in the bottom of ninth inning of the 12-inning, 4-2 win on 9/28 at Pit was credited with playing LF for 1 batter as part of a 5-man infield...RF Aristides Aquino, standing to his left, wore Votto's glove and was credited with playing 1B, while Phillip Ervin moved from LF to RF.

2018 SEASON

Was voted by his peers to his sixth All-Star team, the most All-Star apps ever by a player born in Canada (Larry Walker, 5)...in the bottom of the 10th inning of the American League's 8-6 win at Nationals Park, hit a solo HR off Tor's J.A. Happ...is 1 of 7 players and only the second Red to produce a home run in extra innings in the All-Star Game (Tony Perez, 1967, 15th inning)...is the only player born in Canada to homer in the All-Star Game...from 4/23-4/29 was the National League's Player of the Week, his fifth career weekly award...for the second straight season and third time overall was a finalist for the Rawlings Gold Glove Award for first basemen...for the seventh time in his career led the National League in on-base percentage (.417)...is 1 of only 6 players in Major League history to lead his league in on-base percentage at least 7 times (Ted Williams 12, Babe Ruth 10, Barry Bonds 10, Rogers Hornsby 7, Ty Cobb 7)...reached base safely in 127 of the 144 apps in which he had a plate appearance...also among the National League leaders ranked third in walks, fifth in BA with RISP (.339), eighth in BA on the road (.311) and 10th in BA vs RHP (.298)...led the team in walks...recorded at least 100 walks for the sixth time, tying Joe Morgan's franchise record...on 7/27 vs Phi drew his 136th career intentional walk (off Jake Thompson), a new franchise career record (Johnny Bench, 135 IBB)...finished the season with 138 career IBB...for the fourth time in his career produced more walks (108) than strikeouts (101)...on 4/17 at Mil reached 1,000 walks in 1,446 apps, the fourth-fewest games to 1,000 walks in National League history...from 6/15-6/26 recorded a walk in 11 consecutive apps (14bb, .481obp), 2 games shy of the franchise record for walks in consecutive apps (Adam Dunn, 13g, 5/15-5/28, 2002)...that streak was snapped on 6/27 at Atl, when in the first inning he was ejected by HP umpire Carlos Torres following a called strike 3...was his eighth career ejection, his first since 9/9/15...each base safely 260 times, just 14 behind National League leader Freddie Freeman...fell short in his bid to become the 12th player in history to reach base via hit, walk or HBP at least 300 times in a season 4 times (Jeff Bagwell, Wade Boggs, Barry Bonds, Jimmie Foxx, Lou Gehrig, Todd Helton, Rogers Hornsby, Stan Musial, Pete Rose, Babe

1,500

On 6/17/18 at Pit, **Joey Votto** made his **1,500th Major League appearance**...below is a list of modern day Major League **first basemen** who were **inducted into the National Baseball Hall of Fame in Cooperstown** within the last **50 years** along with their statistics through their first **1,500** career games:

PLAYER	AVG	OBP	SLG	HR	H	BB
Joey Votto	.313	.428	.536	263	1662	1046
Jeff Bagwell	.305	.418	.553	316	1657	1012
Ernie Banks	.283	.344	.536	353	1618	521
Rod Carew	.335	.392	.450	71	1924	542
Orlando Cepeda	.305	.355	.517	279	1714	388
George Kelly	.297	.343	.455	137	1650	358
Harmon Killebrew	.262	.375	.532	392	1354	919
Willie McCovey	.282	.385	.555	347	1375	788
Johnny Mize	.320	.406	.580	315	1776	757
Eddie Murray	.299	.375	.505	275	1680	709
Tony Perez	.284	.347	.484	246	1550	532
Frank Thomas	.321	.441	.580	339	1721	1172
Jim Thome	.285	.411	.566	368	1451	1085

ALL-STAR GAME HOME RUNS BY REDS

Joey Votto ^ 2018	Johnny Bench 1971
Scooter Gennett * 2018	Johnny Bench 1969
Dave Concepcion 1982	Tony Perez ^ 1967
Ken Griffey Sr. 1980	Frank Robinson 1959
Joe Morgan 1977	Gus Bell * 1954
George Foster 1976	Ted Kluszewski 1954
Johnny Bench 1973	* Pinch-hit HR, ^ Extra innings

ALL-STAR GAME EXTRA-INNING HOME RUNS

G. Springer 2018 (10th)	T. Perez 1967 (15th)
A. Bregman 2018 (10th)	S. Musial 1955 (12th)
J. Votto 2018 (10th)	Schoendienst . 1950 (14th)
R. Cano 2017 (10th)	

MOST CONSECUTIVE GAMES BY REDS, WILD CARD ERA

Joey Votto has 3 of the team's 4 longest games played streaks in the **Wild Card era** (list below)...his active appearance streak of **202 consecutive games**, snapped on **4/12/18 vs StL**, was the second-longest in the Major Leagues behind KC's **Alicedes Escobar (342 games)**...**Votto** started each of those **202 games**, the longest games started streak by a Reds player since **Pete Rose** started **370 straight games from 1973-1976**.

Aaron Boone 241 games 4/1/02 - 6/28/03
Joey Votto 226 games 9/5/12 - 5/15/14
Joey Votto 204 games 5/10/11 - 6/30/12
Joey Votto 202 games 9/3/16 - 4/11/18
Jay Bruce 125 games 9/22/09 - 8/9/10

Courtesy Stats Inc.

Ruth, Ted Williams)...Votto reached base safely at least 300 times in 2013, 2015 and 2017...from 8/17-8/29 was disabled with a right lower leg contusion suffered when he was hit by a Ryan Madson pitch on 8/4 at Wsh...in the Reds' 10 games after that HBP missed 4 starts and 2 games until he was disabled...on 8/7 & 8/8 at NYM missed consecutive starts for the first time since June 2016...missed 12 games while he was disabled...prior to his disabling missed only 8 starts and 3 of the Reds' 121 games...missed his first full game on 4/12 vs StL, snapping at 202 games his streaks of consecutive games played and consecutive games started...prior to that 4/12 day off, had appeared in and started every Reds game since he was given the day off at StL on 9/2/16, when Ivan De Jesus Jr. played 1B...during his 202 games started streak played 1,733.1 of the Reds' 1,782.1 innings in the field (97%)...was the longest games started streak by a Reds player since Pete Rose started 370 consecutive games from 1973-1976...in the Wild Card ERA has produced the Reds' second-, third- and fourth-longest games played streaks (226g, 204g, 202g)...Aaron Boone played in 241 consecutive games over the 2002-2003 seasons...from 9/7-9/16 produced a season-high 8-game hitting streak and from 5/20-6/12 produced a season-high 20-game on-base streak...made 131 starts batting third in the order, 1 start batting cleanup (5/18 at Cubs) and 8 starts batting second, including 7 straight starts batting second from 8/4-8/15...on 5/18 vs Cubs made his 29th career start batting cleanup (0-3, 1bb), his first appearance there since he hit fourth in both games of a DH on 5/15/14 vs SD...was his only start of the 2018 season batting fourth...in the first inning on 4/16 at Mil singled off Brent Suter for his 1,600th Major League hit...in the first inning on 4/17 at Mil recorded his 1,000th career walk (off Junior Guerra)...his RBI-single in the sixth inning on 4/22 at StL was the 1,604th hit of his career, moving him past Justin Morneau and into second place alone on the all-time hits list by players born in Canada (Larry Walker 1st, 2,160 hits)...in the 15-9 win on 4/27 at Min tied his career high by reaching base safely in 6 plate apps (single, double, HR, 2 walks, hit by a pitch)...he also did it on 5/18/13 at Phi (4h, 2bb)...before Votto did it in 2013, the last Reds batter to reach base safely 6 times in a 9-inning game was Sean Casey on 5/19/1999 at Col...Votto is the first Reds batter to twice reach base safely 6 times since Johnny Bench did it at Wrigley Field on 6/14/1975 and again there on 7/22/1979...in 2018, 16 Major League batters reached base 6 times...from 4/24-4/27 vs the Braves and Twins homered in 4 consecutive apps, a career high and 1 shy of the franchise record...his grand slam on 6/19 off Det's Matthew Boyd was his first home run since 5/13 at LAD...in his 30 apps between homers hit .321 (34-106, 9 2b, 2 3b, 9rbi, .442obp)...his grand slam on 9/8 vs SD off Robbie Erlin was his first home run since 7/9 at Cle, snapping a 36-game homerless streak that did not include his HR in the All-Star Game...was the second-longest single-season homerless stretch of his career (40g, 6/25-10/3, 2012)...from 5/18-6/6 did not produce an RBI over 18 apps, the longest streak of his career without driving in a run...on 7/9 at Cle hit his 266th career HR, moving him past Matt Stairs into second place alone on the all-time list of HR by players born in Canada (Walker, 383)...just prior to Opening Day was announced as winner of the 2017 Lou Gehrig Memorial Award, presented annually to a Major League Baseball player who best exemplifies the giving character of Hall of Famer Lou Gehrig...the award permanently is maintained at the National Baseball Hall of Fame and Museum in Cooperstown...also was the club's nominee for the MLBPA's Marvin Miller Man of the Year Award, which goes to the player whose on-field performance and contributions to his community most inspire others to higher levels of achievement.

2017 SEASON

In the BBWAA's National League Most Valuable Player Award voting finished second by 2 points to Mia's Giancarlo Stanton in the fourth-closest vote ever...received MVP votes for the seventh time in the last 8 seasons, for the sixth time

finished among the Top 10 and for the third time finished among the Top 3...was a National League All-Star for the fifth time...also for the fifth time was a finalist for the Hank Aaron Award...for the second time was a finalist for the Rawlings Gold Glove Award for first basemen...was rated by field managers the best hitter in the National League...for the sixth time was voted by the local chapter of the BBWAA the Ernie Lombardi Award as the Reds' Most Valuable Player...for the second straight year, the vote was unanimous...for the seventh time received the Canadian Baseball Hall of Fame's Tip O'Neill Award for his individual and team accomplishments and for the second time won the Lou Marsh Award as Canada's Athlete of the Year...received the Lou Gehrig Memorial Award for his "exemplary contributions to his community and philanthropy"...joined Babe Ruth (1921, 1924, 1926, 1930) and Ted Williams (1941, 1942, 1949) as the only players in Major League history to produce in a season at least 179 hits, 36 HR and 134 walks with 83 strikeouts or fewer...joined Babe Ruth (35 in 1930) and Lou Gehrig (33 in 1936) as the only players in their age-33 seasons or older to produce at least 175 hits, 130 walks and a .450 on-base percentage...Votto turned 34 in September...was the only player in the Major Leagues to produce at least 26 HR and 100 RBI while hitting .300 with an on-base percentage of .400 and a slugging percentage of .500...for the eighth time in his career hit at least .300 with an on-base percentage of .400...for the seventh time in his career hit at least .300 with an on-base percentage of .400 and a slugging percentage of .500...for the third straight year and fifth time in his career produced at

2017 NATIONAL LEAGUE MVP AWARD VOTING

Player	Club	1st	2nd	3rd	4th	5th	6th	Pts
Giancarlo Stanton	Marlins	10	10	5	3	1	1	302
JOEY VOTTO	REDS	10	9	4	5	2	1	300
Paul Goldschmidt	D-Backs	4	5	4	9	5	2	239

The 2-point margin was the third-closest in the history of the BBWAA's National League Most Valuable Player Award balloting and fourth-closest overall...StL's Keith Hernandez and Pit's Willie Stargell tied in 1979...StL's Marty Marion beat Chi's Bill Nicholson by 1 point in 1944...NYN's Joe DiMaggio beat Bos' Ted Williams by 1 point in 1947.

least 100 walks in a season...led the Major Leagues by reaching base safely 321 times, breaking his own club record (319, 2015)...Col's Charlie Blackmon reached base 288 times to rank second...reached base at least 300 times in a season for the third time in his career, 1 shy of Pete Rose's club record...led the Major Leagues in on-base percentage, walks and intentional walks...tied KC's Alcides Escobar for the Major League lead in games started (162)...led the National League in walks for the fifth time, in on-base percentage for the sixth time and in both categories in the same season for the fourth time...also led the National League in OPS (1.032)...led the Major Leagues with a walks-to-strikeouts ratio of 1.61...LAD's Justin Turner was second at 1.05 and LAA's Mike Trout third at 1.04...only 14 times struck out more than once, including a season-high 3 strikeouts twice (8/18 at Atl, 9/30 at Chi)...from 6/5-6/16 did not strike out in a season-high 43 straight plate apps...became the first player in Reds history with at least 100 runs, 100 RBI, 300 total bases and 300 times on base...3 of the previous 5 Major League players to produce those numbers won the Most Valuable Player Award a total of 4 times (Mike Trout, Albert Pujols twice, Alex Rodriguez)...reached base safely in 150 apps, breaking his 2013 club record (146g)...reached base safely at least twice in 107 apps, tying his 2015 club record...reached base safely at least 3 times in 51 apps, tying his career high (2015)...tied his career high with 106 runs scored (2010)...produced on-base streaks of 27 games (4/24-5/24), 29 games (7/26-8/26) and 32 games (8/27-end of the season)...his 32-game on-base streak tied teammate Zack Cozart's as the longest by a Reds batter this season and tied for the second-longest in the Major Leagues this year (SF's Eduardo Nunez, 33g)...his 29-game on-base streak from 7/26-8/26 included a stretch from 7/26-8/15 during which he reached base safely at least twice in 20 straight games, a franchise record and 1 shy of Ted Williams' 1948 Major League record, and a 17-game hitting streak from 7/26-8/12 that tied his career high and ranked as the longest by a Reds batter in 2017...the 17-game hitting streak tied for the third-longest in the National League this season...appeared in 162 games for the second time in his career (2013)...became the fourth Red to start at least 162 games in a season, joining Pete Rose ('65, 163gs in '74, '75), Leo Cardenas (163gs in '64) and Vada Pinson ('63)...played first base in 1,391.2 of the team's 1,430 innings...established a new club record by producing his fourth season OPS of at least 1.000 (1.024 in 2010, 1.041 in 2012, 1.000 in 2015, 1.032 in 2017)...shared the club mark with Frank Robinson, who did it in 3 consecutive seasons from 1960-1962...Kal Daniels (1987), George Foster (1977), Joe Morgan (1976), Bernie Carbo (1970) and Ted Kluszewski (1954) each had 1 season with an OPS of at least 1.000 while playing for the Reds...with a 7.5 WAR as calculated by Baseball Reference ranked first among Major League first basemen and fourth among all position players (Jose Altuve 8.4, Aaron Judge 8.1, Giancarlo Stanton 7.6)...became the first Reds batter to draw at least 20 intentional walks in a season since Dave Parker in 1985 (24)...his 132 career intentional walks are 3 shy of the franchise record held by Johnny Bench (135, 1967-83)...intentional walks became a statistic in 1955...his season batting average peaked at .321 through his third plate appearance on 9/29 (177-551, .32123)...among first basemen ranked second in the National League in fielding percentage...was the league leader in fielding percentage at first base through the first 154 games of the season, then committed 2 errors in his last 8 apps...produced a pair of season-high 53-game errorless streaks (5/27-7/25, 7/27-9/22), his longest single-season errorless streaks since he began 2011 with 65 consecutive errorless games...on 7/3 at Col hit a solo homer off Jeff Hoffman to become the 10th Reds player and 28th active player with 1,500 career hits...on 7/28 at Mia produced his 800th career RBI, tying Frank McCormick for 11th on the Reds' all-time list...in his first plate appearance on 8/6 vs StL produced a 3-run HR off Adam Wainwright...was the 250th HR of his career and 135th HR at Great American Ball Park, tying Jay Bruce for most among all players in that ballpark...homed again the next night vs SD off Jhoulys Chacin to set new ballpark record with his 136th homer there...on 8/27 vs Pit, with 5 walks tied the club record for the second time (Hughie Critz on 5/28/1926 at StL, Johnny Bench on 7/22/1979 at Chi, Votto on 9/23/2013 vs NYM)...over 2 apps on 8/27 vs Pit and 8/29 vs NYM recorded 8 walks total and a walk in 6 consecutive plate apps, the longest streak in the Major Leagues since Col's Brad Hawpe walked 6 straight times from 6/22-6/23, 2008...was National League Player of the Week for 6/26-7/2 (11-21, .524, 3hr, 6rbi, 1.095slg, .630obp)...was his fourth career award.

BBWAA'S 2016 NL MVP AWARD VOTING

1. * Kris Bryant, Chi
 2. Daniel Murphy, Wsh
 3. Corey Seager, LAD
 4. Anthony Rizzo, Chi
 5. Nolan Arenado, Col
 6. Freddie Freeman, Atl
 - 7. JOEY VOTTO, CIN**
 8. Yoenis Cespedes, NY
 9. Justin Turner, LAD
 10. Max Scherzer, Wsh
- 27 players** received at least 1 vote.
* Received 29 of 30 first-place votes

2016: Unanimously was voted by the local chapter of the Baseball Writers' Association of America the Ernie Lombardi Award as the Reds' Most Valuable Player...finished seventh in the BBWAA's National League Most Valuable Player Award voting...was a finalist for the 2016 Hank Aaron Award...for the sixth time received the Canadian Baseball Hall of Fame's Tip O'Neill Award...ranked among the National League leaders in almost every statistical category, including on-base percentage (1st), OPS (2nd), walks (T2nd), hitting (3rd), slugging percentage (6th), hits (8th), RBI (10th), runs (9th) and total bases (10th)...led the NL in on-base percentage for the fifth time...hit .344 in night games, third-best in the NL and the highest night BA by a Reds batter since Pete Rose hit .362 in 1973...after hitting .213 through May, his season batting average peaked at .327 after his fourth at bat on 10/1 vs Chi (180-551, .3266787)...beginning 6/1 led the Major Leagues in BA (.378) and OBP (.482) while ranking third in the majors and second in the National League in SLG (.619; Freddie Freeman .641, Brian Dozier .631)...after the All-Star break led the Major Leagues in BA (.408), OBP (.490) and SLG (.668)...became

the first player to hit .400 over the second half of a season since Sea's Ichiro Suzuki hit .429 in 2004...led the team in runs scored, hits, total bases, walks, on-base percentage, slugging percentage, BA with RISP (.356) and multi-hit games (48) and tied Brandon Phillips for the club lead in doubles...fell 1 HR shy of becoming the first Reds player ever to hit .325 with 30 HR, a .430 on-base percentage and a .550 slugging percentage...for the seventh time hit hit least .300 with an on-base percentage of at least .400...reached base 294 times, second-most in the Major Leagues (Mike Trout 300)...produced at least 100 walks for the fourth time...became only the second Reds player with at least 30 doubles in 8 different seasons (Pete Rose, 13 seasons)...hit .229 in April, .200 in May, .319 in June, .419 in July, .394 in August and .389 in September/October...on 8/31 at LAA, went 1-for-4 to finish hitting .394 for the month of August after hitting .419 in July...with 1 more hit or 2 fewer at bats he would have become the first Reds player and first Major League batter since 2010 to hit at least .400 in consecutive months...in 2010, Josh Hamilton hit .454 in June and .418 in July...Vada Pinson in 1961 is the only Reds batter since 1900 to hit at least .400 in any 2 months of a season (.406 in May, .403 in September)...hit safely in 61 of his 72 apps after the All-Star break (107-262, .408, 15hr, 55rbi, 1.158ops), including a career-high 17-game hitting streak to open the second half that was snapped on 8/4 vs StL (29-58, .500, 3 2b, 4hr, 12rbi, 17bb)...during the streak raised his season BA from .252 to .293...was the longest hitting streak by a Reds batter since Brandon Phillips' 22-game streak in 2007...from 9/8-9/16 went 8g and 34 plate apps without reaching base by walk, his longest stretch since 4/23-4/30, 2013 (8g, 34ab, 34pa)...hasn't gone more than 8g without a walk since an 11-game stretch from 7/21-8/1, 2009 (41ab, 42pa)...on 5/30 at Col hit his 200th career HR (solo off Jason Motte)...on 9/10 at Pit celebrated his birthday going 4-for-5 with a double, home run and 2 runs scored, raising his batting average to what then was a season-high .318...on 9/23 at Mil lined into a 3-3-6 triple play, the first by a Reds batter since Edwin Encarnacion lined into a 6-4-3 triple play on 4/12/09 at Pit...on 9/29 at StL singled off Alex Reyes for his 1,400th career hit.

.325 & 30

Joey Votto in 2016 fell 1 HR shy of becoming only the fourth Reds player ever to produce a **.325 average** and **30 HR** in a season.

Player	Year	BA	HR
Kevin Mitchell	1994	.326	30
Frank Robinson	1962	.342	39
Ted Kluszewski	1954	.326	49
Joey Votto	2016	.326	29

BBWAA'S 2015 NL MVP AWARD VOTING

- 1.....* Bryce Harper, Wsh
 - 2.....Paul Goldschmidt, Ari
 - 3.....**JOEY VOTTO, CIN**
 - 4.....Anthony Rizzo, Chi
 - 5.....Andrew McCutchen, Pit
 - 6.....Jake Arrieta, Chi
 - 7.....Zack Greinke, LA
 - 8.....Nolan Arenado, Col
 - 9.....Buster Posey, SF
 - 10.....Clayton Kershaw, LA
- 20 players received at least 1 vote
* Received all 30 first-place votes

2015: Finished third in the BBWAA's National League Most Valuable Player Award voting and was 1 of 3 finalists in the Players Choice Awards category of Comeback Player of the Year...for the fourth time received the Ernie Lombardi Award as the Reds' Most Valuable Player...for the fifth time in 6 seasons received the Canadian Baseball Hall of Fame's Tip O'Neill Award...fell 1 home run and 7 walks shy of joining Barry Bonds (4x), Ted Williams (3x) and Babe Ruth (2x) as the only players in Major League history to hit at least .300 with 30 home runs and 150 walks...established modern franchise records for walks (143), number of games reaching base at least twice (107) and total number of times reaching base via hit, walk or HBP (319)...he broke his own records, all set in 2013...from 8/11-10/2 reached base safely via hit, walk or HBP in 48 consecutive games (.357ba, .528obp), tying Pete Rose's single-season modern franchise record (6/12-8/2, 1978)... was the longest single-season streak in the Major Leagues since Kevin Millar reached safely in 52 straight in 2007 (6/20-8/25) and the longest in the NL since Barry Bonds' 58-game streak in 2003...from 7/10-7/28 reached base safely at least twice via hit, walk or hit by pitch in 15 consecutive apps, also a single-season franchise record (.500ba, 4 2b, 4hr, 9rbi, 17bb, 2hbp, .833slg, .642obp)...the club's previous single-season mark of 13 such games was shared by Joe Kelley (1903), Johnny Temple (1958), Pete Rose (1967) and Adam Dunn (2002)...after the All-Star break led the Major Leagues in hitting (.362), on-base percentage (.535) and walks (86)...the only other players since the advent of the All-Star Game to produce in either half of a season a .362 batting average, .535 on-base percentage and 1.152 OPS are Ted Williams (1941 post-ASG, .406ba, .583obp, 1.373ops) and Barry Bonds (2004 pre-ASG, .365ba, .628obp, 1.422ops)...for the season led the Major Leagues in walks...led the NL in walks for the fourth time in 5 seasons and came to within .002 of leading the league in on-base percentage for the fifth time in 6 years (.459, Bryce Harper .460)...overall ranked among the NL leaders in at least 16 statistical categories...led the club in apps, runs, walks, intentional walks (15), 2-hit games (42), 3-hit games (13) and multi-hit games (55)...also led the club batting both second (70g) and third (86) in the order...became only the third player in Reds history to produce at least 30 doubles in 7 seasons (Pete Rose, Vada Pinson)...overall reached safely in 144 of his 158 apps and fell 2g shy of his franchise record for number of games in a season reaching base (146, 2013)...reached base safely in at least 140g in a season for the third time (2011, 2013)...Rose (6x) and Frank Robinson are the only other Reds batters to reach base in 140g in any season...in addition to his 48-game on-base streak, from 5/20-6/25 put together a 32-game on-base streak...his 38 walks in August were a club record for a calendar month (32, Joe Morgan, July 1979) and the most by any Major League batter since SF's Barry Bonds walked 40 times in September 2004...in the 11-2 win on 6/9 vs Phi produced his third career 3-homer game (4rbi, 4r)...is only the second Reds player (along with Johnny Bench) and 36th player in Major League history with at least three 3-homer games...on 5/24 at Cle hit his 250th career double (off Trevor Bauer)...on 7/4 vs Mil made his 900th career start next to 2B

Brandon Phillips...on 7/25 at Col produced his 600th RBI (RBI-single off Chris Rusin)...on 9/21 at StL walked (off Jaime Garcia) for the 136th time, setting a new single-season club record...in the 11th inning on 10/2 at Pit was hit by an Antonio Bastardo pitch to reach base for the 317th time, setting a new single-season club record...was ejected 3 times (5/6 at Pit by HP Chris Conroy, 8/2 vs Pit following a bench-clearing incident, 9/9 vs Pit by HP Bill Welke)...served 1-game suspensions on 5/9/g1 at WSox (for 5/6 ejection) and 9/18 at Mil (for 9/9 ejection, reduced from 2g).

2014: Missed 99 games with a distal quad strain in his left knee...missed 23g from 5/16-6/9 and beginning 7/6 missed the last 76g of the season...in his absence the Reds went 43-56 (11-12, 32-44)...despite his 2 stints on the disabled list ranked second on the club in walks (47) behind Todd Frazier (52)...in the first inning of the second game of the year, following a rain delay of 2:40, doubled off StL's Michael Wacha for his first hit of the season and 1,000th hit of his career...on 5/9 and 5/10 vs Col homered on consecutive pitchers over 2g...in the 4-3 win on 5/9, batting fourth in the lineup for the first time since 8/10/09 at StL, produced his fourth career walkoff HR (solo off Boone Logan), then on the first pitch of his next plate appearance the next night homered off Jordan Lyles...on 6/15 at Mil recorded his 600th career walk in his 935th appearance...since 1900, the only other players with 600 walks and a career batting average as high as Votto's .312 mark through their first 935 apps are Ted Williams (.353, 856bb), Babe Ruth (.344, 724bb), Frank Thomas (.327, 774bb) and Mickey Mantle (.316, 659bb)...on 4/12 vs TB made his ninth career start batting second in the order and his first start in that spot since 8/8/08 vs Hou...had batted third in the Reds' starting lineup since 8/11/09 at StL, when he hit cleanup...from 8/11/09 - 4/11/14 made 635 consecutive starts batting third.

BBWAA'S 2013 NL MVP AWARD VOTING

1. *Andrew McCutchen, Pit
 2. Paul Goldschmidt, Ari
 3. Yadier Molina, StL
 4. Matt Carpenter, StL
 5. Freddie Freeman, Atl
 - 6. JOEY VOTTO, Cin**
 7. Clayton Kershaw, LAD
 8. Hanley Ramirez, LAD
 9. Carlos Gomez, Mil
 - 10. Jay Bruce, Cin**
 11. Craig Kimbrel, Atl
 - 12. Shin-Soo Choo, Cin**
- 24 players received at least 1 vote.
* Received 28 of 30 first-place votes

2013: Was named to his fourth straight All-Star team and finished sixth in the BBWAA's Most Valuable Player Award voting...was a finalist for the Louisville Slugger Silver Slugger Award...during spring training was voted by fans the Face of Major League Baseball...for the third straight season was rated by opposing managers the National League's batter with the best strike zone judgment...established single-season club records for walks with 135 (132, Joe Morgan, 1975) and for times on base safely via hit, walk or HBP with 316 (311, Pete Rose, 1969), both the highest totals in the Major Leagues...his 135 walks were the most in the Major Leagues since Barry Bonds established the all-time record with 232 walks in 2004...for the third straight season led the National League in walks and for the fourth straight year led the NL in on-base percentage...since 1900 is the first batter in Reds history and the ninth player to lead the National League in walks for 3 straight seasons (Barry Bonds last, 2000-2004)...is the first Red and sixth player in Major League history to lead his league in on-base percentage for 4 straight years...is only the third batter in Reds history to record more than 100

walks in a season more than once (2011, 2013; Joe Morgan 6 times, Adam Dunn 5 times)...with his fifth walk on 9/23 vs NYM tied both the club record for walks in a game (Hughie Critz, 5/28/26 at StL & Johnny Bench, 7/22/79 at Chi) and Morgan's club record for walks in a season...reached base safely in 146 of his 162 apps, including a season-high streak of 38g (6/13-7/26)...on 9/24 and 9/25 vs NYM, for the only time all season did not reach base safely in 2 consecutive games...became the first Reds player to appear in 162g since Aaron Boone in 2002...made 161 starts, his only game out of the lineup on 6/14 vs Mil but pinch hit and walked...his season-high 12-game hitting streak from 5/11-5/24 included 9 multi-hit games (24-47, .511, 2 2b, 4hr, 10rbi, 16r)...was NL Player of the Week for 5/13-5/19, his third weekly award, after leading the majors in hitting (.583) and on-base percentage (.655)...since 1933, the only 2 players in Major League history with at least 112 hits and 71 walks prior to the All-Star break are Votto (112h, 71bb in 2013) and Frank Thomas (1994, 116h, 84bb)...on 4/25 at Wsh homered off Gio Gonzalez for the Reds' only hit, the first Reds player to homer in an opposing team's 1-hitter since Jerry Hairston Jr. homered off SD's Mat Latos on 7/29/09...on 5/18 at Phi became only the fourth Reds player to reach base 6 times (4-4, 2bb) while hitting a homer (Frank Robinson, Pete Rose, Sean Casey)...produced his 500th RBI on 7/20 vs Pit and his 150th HR on 8/2 vs StL (3-run off Shelby Miller)...on 9/6 and 9/7 vs LAD

300 TEAMMATES

Listed below are the only sets of Major League teammates who reached base safely at **least 300 times** in a season via **hit, walk or hit by a pitch**:

- 2013 Reds **Joey Votto, Shin-Soo Choo**
- 1999 Yankees..... Bernie Williams, Derek Jeter
- 1997 Astros Jeff Bagwell, Craig Biggio
- 1937 Tigers..... Charlie Gehringer, Hank Greenberg
- 1931 Yankees..... Lou Gehrig, Babe Ruth
- 1930 Yankees..... Lou Gehrig, Babe Ruth
- 1930 Cubs ... Kiki Cuyler, Woody English, Hack Wilson
- 1928 Yankees..... Lou Gehrig, Babe Ruth
- 1927 Yankees..... Lou Gehrig, Babe Ruth
- 1923 Indians C. Jamieson, J. Sewell, T. Speaker

TAG TEAM

In 2013, **Joey Votto** (146-162) and **Shin-Soo Choo** (138-154) combined to reach base in **284** of their **316 apps** and finished first and second, respectively, in the National League in **on-base percentage**...listed below are the last sets of teammates to finish first and second in their leagues in OBP:

- Last, 2005:** NYY's Giambi (.440), Rodriguez (.421)
- Last NL, 1985:** LA's Guerrero (.422), Scioscia (.407)
- Last Reds, 1975:** Morgan (.466), Rose (.406)
- 2013 Ranks:** **Votto (.435, 1st), Choo (.423, 2nd)**

followed his season-high 0-for-13 skid by reaching base safely in each of 9 straight plate apps, a new career high (4 hits, 5 walks)...in the National League's 3-0 All-Star Game loss at Citi Field went 0-for-2...in 2 starts at 1B and 1 start at DH for Team Canada in the World Baseball Classic went 2-for-9 (5bb, 5r).

2012: Was named to his third All-Star team, finished 14th in the BBWAA's Most Valuable Player voting and was a finalist for the Rawlings Gold Glove Award... missed 48g with a knee injury but still led the National League in on-base percentage (.474), walks (94, tied w/ Dan Uggla) and intentional walks (18)... established a club record for on-base percentage (.441, Joe Morgan, 1976)...fell 27 plate apps shy of qualifying for the league leaders but led the NL in on-base percentage pursuant to Rule 10.22(a)...became only the second player to lead the Reds in on-base percentage for 3 consecutive seasons (Joe Morgan, 1974-1976) and only the eighth player to lead the NL in 3 straight years (Morgan, Barry Bonds, Mike Schmidt, Elbie Fletcher, Arky Vaughn, Rogers Hornsby, Honus Wagner)... for the second straight season was rated by opposing managers the National League's best defensive first baseman and the batter with the best strike zone judgment...was rated the NL's best hitter in 2012...from 7/17-9/3 was on the disabled list following a pair of arthroscopic surgeries on his left knee...suffered the injury on 6/29 at SF but appeared in 7 more Reds games and the All-Star Game before he went on the DL...on 7/17 had arthroscopic surgery to repair the torn medial meniscus...on 8/11 he had a floating piece of cartilage removed in a 6-minute procedure...after he returned to the lineup on 9/5 reached base safely in 24 of his 25 apps (24-76, .316, 7rbi) and in that span led the Major Leagues in on-base percentage (.505) and walks (28)...on 9/5 vs Phi, in his first plate appearance after surgery, singled off Roy Halladay...in 86 apps prior to the injury hit .342 (36 2b, 14hr, 49rbi) and was leading the NL in doubles (36), walks (66), intentional walks (13), on-base percentage (.465), extra-base hits (50) and BA vs RHP (.360)... in 78 of his first 86 apps reached base safely via hit or walk, including a season-high streak of 28 straight from 4/15-5/17...prior to his injury appeared in 86 of the Reds' 88g and missed only 3 starts (5/30 at Pit, 7/1 at SF, 7/2 at LA)...although he missed 48g still produced a career-high 44 doubles, which tied for second in the NL...before his injury was on pace for 66 doubles, 1 shy of the Major League record (67, Bos' Earl Webb, 1931)...did establish the club record for doubles prior to the All-Star break (35)...from 4/8-4/28 went 19 apps between his first and second home runs, the second-longest drought of his career (20g, 4/29-5/21, 2011)... in the 9-6 win on 5/13 vs Wsh tied career highs with 4h, 4r and 3hr while establishing new career bests with 6rbi and 14tb...homered twice off Nationals starter Edwin Jackson and then hit a walkoff grand slam off Henry Rodriguez...in 28g from 5/19-6/18 went 44-for-98 with 12 doubles and 7 homers (.449ba, .786slg, .542obp, 22r)...became the first Reds player since Frank Robinson in 1961 to produce at least 44 hits and 19 extra-base hits over a span of as few as 100ab...during the NLDS vs SF produced a 3-hit game in Game 2 and 2-hit games in Games 4 and 5.

BBWAA'S 2012 NL MVP AWARD VOTING

1. * Buster Posey, SF
 10. Jay Bruce, Cin
 12. Aroldis Chapman, Cin
 13. Brandon Phillips, Cin
 14. **JOEY VOTTO, CIN**
 30. Johnny Cueto, Cin
- 35 players received at least 1 vote
* Received 27-32 first-place votes

BBWAA'S 2011 NL MVP AWARD VOTING

1. * Ryan Braun, Mil
2. Matt Kemp, LAD
3. Prince Fielder, Mil
4. Justin Upton, Ari
5. Albert Pujols, StL
6. **JOEY VOTTO, CIN**

26 players received at least 1 vote
* Received 20-32 first-place votes

2011: Was a National League All-Star for the second straight season and became the first Reds first baseman to win a Rawlings Gold Glove Award...finished sixth in the league's MVP voting...for the second straight year and third time in the last 4 seasons was voted by the local chapter of the Baseball Writers' Association of America the Ernie Lombardi Award as the Reds' Most Valuable Player...for the second straight season received the Canadian Baseball Hall of Fame's Tip O'Neill Award for his individual and team accomplishments, sharing the award with Brewers pitcher John Axford...established a club single-season record for assists by a first baseman (173) and was rated by opposing managers the best defensive first baseman in the National League...was the club's nominee for the Hank Award Award, presented annually to each league's best hitter...led the National League in doubles (40), walks (110), on-base percentage (.416), BA on the road (.334) and BA with RISP (.383)...ranked among the NL leaders in games (161, T2nd), total bases (318, 4th), overall hitting (.309, 5th), extra-base hits (72, 5th), runs (101, T5th), multi-hit games (55, T5th), hits (185, 6th), RBI (103, 6th), intentional walks (15, T6th), BA vs LHP (.333, 7th), slugging (.531, 9th) and BA in day games (.312, 9th)...fell 11 points and 1 homer short in his attempt to become only the second player in Reds history to hit at least .320 with 30hr and 100rbi in more than 1 season (Frank Robinson, 1961 & 1962)... also was trying to become the first Reds batter to hit .320 in 3 straight seasons since Cooperstown Hall of Famer Ernie Lombardi did it in 4 straight from 1935-38...established career highs in games, at bats,

2011 RAWLINGS GOLD GLOVE AWARDS

National League

- 1B **JOEY VOTTO, CIN**
 2B Brandon Phillips, Cin
 3B Placido Polanco, Phi
 SS Troy Tulowitzki, Col
 OF Gerardo Parra, Ari
 OF Matt Kemp, LAD
 OF Andre Ethier, LAD
 C Yadier Molina, StL
 P Clayton Kershaw, LAD

American League

- 1B Adrian Gonzalez, Bos
 2B Dustin Pedroia, Bos
 3B Adrian Beltre, Tex
 SS Erick Aybar, LAA
 OF Alex Gordon, KC
 OF Jacoby Ellsbury, Bos
 OF Nick Markakis, Bal
 C Matt Wieters, Bal
 P Mark Buehrle, Chi

hits and doubles...became the first Reds batter with consecutive 100-RBI seasons since Adam Dunn in 2004 and 2005...was NL Player of the Week for 7/25-7/31...reached base safely via hit, walk or HBP in 145 of his 161 apps, including a season-high streak of 33g to begin the season (.345, 5hr, 18rbi, 29bb)...that streak was snapped on 5/8 at Cubs, just 1g shy of the club's modern record for reaching base safely to begin a season (34g, Dave Collins, 1981)...only 4 times all year went consecutive games without reaching base (6/17-6/18 vs Tor, 7/19-7/20 at Pit, 9/4 at StL & 9/5 at Chi, 9/18 vs Mil & 9/19 vs Hou)...had not failed to reach safely over any 3-game span since 8/30 vs LAD and 8/31 vs Pit (DH), 2009...played in all but 1g (5/9 at Hou) and missed just 3 starts, on 5/9 at Hou (Cin's 35th game), 7/25 vs NYM (102nd game, PH) and 8/23 at Fla (128th game, PH/1B)...from 8/13-8/26 produced a season-high 11-game hitting streak (16-32, .500, 6hr, 13rbi)...in the third inning on 6/25 at Bal hit his 100th career HR (3-run off Brian Matusz), then 2 innings later added another (2-run off Matusz) for his seventh career multi-homer game...his second 2-homer game, in the 14-inning, 5-4 win on 8/28 vs Wsh, included a walkoff solo HR off Collin Balester...produced the first of his 2 walkoff hits in the 10th inning of the 6-5 win on 5/13 vs StL, an RBI-single off Jason Motte...from 7/26-7/28 homered in 3 straight games for the second time in his career (9/3-9/5, 2008)...in the sixth inning on 9/17 vs Mil drew his 106th walk to establish a new single-season record for players from Canada (Jack Graney, 105bb, 1919)...sent his batting gloves to the Canadian Baseball Hall of Fame.

2010 NATIONAL LEAGUE MVP AWARD VOTING

Player	Club	1st	2nd	3rd	Pts
JOEY VOTTO	REDS	31	1		443
Albert Pujols	Cardinals	1	21	8	279
Carlos Gonzalez	Rockies		7	13	240
Adrian Gonzalez	Padres		1	3	197
Troy Tulowitzki	Rockies			2	132

Joey Votto was the 10th Reds player named MVP since the award's inception in 1931, tying the A's for third-most by any team and trailing only the Cardinals (13) and Yankees (12). In 2010, 27 players received votes. Cin's **Scott Rolen** finished 14th with 26 points.

VOTTO'S 2010 AWARDS

- National League's Most Valuable Player
- National League's Hank Aaron Award
- Ernie Lombardi Award, Reds MVP
- National League All-Star
- Sporting News All-Star
- Canadian Baseball Hall of Fame's Tip O'Neill Award
- George Gross/Toronto Sun Sportsperson of Year
- Lou Marsh Canadian Athlete of Year
- Ontario Sports Legends Hall of Fame Athlete of Year
- Postmedia News Canadian Male Athlete of Year
- QMI Agency Canadian Male Athlete of Year
- Baseball Canada Wall of Excellence

2010: Became the 10th Reds player and third Canadian to win the Most Valuable Player Award...was named to his first All-Star team after receiving 13.7 million votes in the 2010 All-Star Game Final Vote...also was a *Sporting News* All-Star in voting of his peers...prior to Game 4 of the World Series received the Hank Aaron Award as the National League's best hitter...in his native Canada, was honored by 7 organizations for his outstanding 2010 season...was ranked No. 1 in the *Toronto Sun's* 2010 list of most influential Canadians in baseball...for the second time in 3 seasons unanimously was voted the Ernie Lombardi Award as the Reds' Most Valuable Player...also was a finalist for the MLBPA Players' Choice Player of the Year Award and Major League Baseball Clutch Performer of the Year Award Presented by Pepsi...led the Reds to the National League Central Division championship while ranking among the NL's Top 3 in 11 statistical categories, in the Top 5 in 15 categories and among the Top 8 in 18 categories...led the Major Leagues in on-base percentage (.424) and hitting on the road (.349) and led the NL in slugging percentage (.600), hitting vs RHP (.347), RBI ratio (4.8ab) and OPS (1.024)...among NL batters in the prestigious Triple Crown categories ranked second in hitting and third in both homers and RBI...became only the third Reds player in the last 50 years to lead the National League in both on-base percentage (.424) and slugging percentage (.600), joining Frank Robinson in

1962 and Joe Morgan in 1976...led the Reds in hitting, runs, hits, total bases (328), doubles, homers, RBI, walks, slugging, on-base percentage, 2-hit games (36), 3-hit games (12), tied w/ Jay Bruce and Brandon Phillips) and multi-hit games (51)...is only the fourth player in Reds history to hit at least .320 with 37 HR and 113 RBI in a season, joining MVP George Foster in 1977, Frank Robinson in 1961 (MVP) & 1962 and Ted Kluszewski in 1954...was the first Reds batter to lead the team in hitting, HR and RBI since Eric Davis in 1989...in his last 60 apps of the season hit .352 (76-216, 14hr, 49rbi) as the Reds battled for the division title...in April hit .275 (23g, 4hr, 12rbi)...in 127g the rest of the season hit .332 (33hr, 101rbi)...from 5/15-7/3 reached base safely in a career-high 41 straight games, the longest such streak by a Reds batter since Pete Rose reached base safely in 48 straight games from 6/12-8/2, 1978 and the third-longest in the Major Leagues in 2010 (NYY's Mark Teixeira 42g, Fla's Logan Morrison 42g)...during the 41-game streak hit .325 with .427 on-base and .592 slugging percentages (51-157, 11hr, 33rbi, 24bb, 4hbp)...that streak was snapped on 7/4 at Chi, when he was ejected in the top of the first inning by HP umpire Angel Campos for arguing balls and strikes...the next day started another on-base streak that reached 10 consecutive games before it was snapped on 7/19 vs Wsh...graced the cover of the 8/30 issue of *Sports Illustrated*, the first Reds player to do so since Ken Griffey Jr. on 6/14/04...12 Reds players now have appeared solo 23 times on the *Sports Illustrated* cover,

REDS' WINNERS, BBWAA MOST VALUABLE PLAYER AWARD

Player.....	Year
Ernie Lombardi, C.....	1938
Bucky Walters, RHP.....	1939
Frank McCormick, 1B.....	1940
Frank Robinson, OF.....	1961
Johnny Bench, C.....	1970
Johnny Bench, C.....	1972
Pete Rose, LF.....	1973
Joe Morgan, 2B.....	1975
Joe Morgan, 2B.....	1976
George Foster, LF.....	1977
Barry Larkin, SS.....	1995
JOEY VOTTO, 1B.....	2010

Votto was the third Canadian to win the MVP (Col's **Larry Walker** in 1997, Min's **Justin Morneau** in 2006).

including Pete Rose (8 times), Johnny Bench (3), Griffey Jr. (2), Tom Seaver (2), Joe Morgan (1), George Foster (1), Eric Davis (1), Chris Sabo (1), Deion Sanders (1), Joey Jay (1) and Roy McMillan (1)...former owner Marge Schott also appeared on 1 cover...was the club's nominee and a finalist for the Hutch Award, presented each year to the Major League player who best exemplifies the honor, courage and dedication of former Reds manager Fred Hutchinson.

2009: Led the club in hitting (.322), runs (82), total bases (266), doubles (38), HR (25), walks (70), multi-hit games (44) and 4-hit games (4)...ranked among the National League leaders in hitting (5th), on-base percentage (.414, 4th), slugging percentage (.567, 5th), hitting on the road (.335, 4th), hitting with RISP (.336, 8th), hitting at night (.323, 6th), hitting vs RHP (.319, 9th) and hitting vs LHP (.329, 8th)...beginning 9/10 led all Major League hitters in batting average (.440), raising BA from a season-low .296...hit 16 doubles in September, a club record for a calendar month...was NL Player of the Week for 9/21-9/27 after leading the majors in almost every statistical category...as part of that Player of the Week performance, from 9/22-9/26 became the first Major League player with 10 doubles over a 5-game span since Pit's Paul Waner did it in 1932...reached base via hit, walk or HBP in 113 of his 131 apps...became the first Reds player with at least 20 homers as a rookie and again in the following season since Hall of Famer Frank Robinson did it in 1956 and 1957...from 5/30-6/22 missed 21g while on the disabled list with depression and anxiety related to the death of his father in August 2008...hit .357 in 38 apps before he went on the DL and .309 in 93 apps after he came off the DL...in the Reds' 17g from 5/7-5/25 missed 12 starts with a respiratory infection and dizziness...left the game on 5/29 at Mil with stress-related issues and the next day went on the 15-day disabled list...didn't play for the Reds again until 6/23 in his hometown of Toronto...in the 7-5 win on 6/25 at Tor made the first of his 4 starts batting cleanup (4-5, double, HR, 3rbi)...played in every inning of every game until he left in the sixth inning of the 15-3 loss vs Mil on 5/6...didn't start any of the next 4g because of the respiratory infection and dizziness, but entered the game on 5/10 vs StL as a defensive replacement and in his first plate appearance homered off Kyle McClellan...was ejected twice, on 7/12 at NYM by HP umpire Bill Welke and on 7/27 vs SD by 3B umpire Jerry Crawford, both times for arguing balls and strikes...played for Canada in the World Baseball Classic and hit .556 (second among all WBC players) with a 1.111 slugging percentage (third).

SPORTING NEWS'	
2010 NATIONAL LEAGUE ALL-STAR TEAM	
Position	Player, Club
C.....	Brian McCann, Atl
1B.....	JOEY VOTTO, CIN
2B.....	Martin Prado, Atl
3B.....	Ryan Zimmerman, Wsh
SS.....	Hanley Ramirez, Fla
OF.....	Carlos Gonzalez, Col
OF.....	Matt Holliday, StL
OF.....	Ryan Braun, Mil
SP.....	Roy Halladay, Phi
RP.....	Heath Bell, SD
In voting of players, coaches and managers	

2008: In his first full Major League season finished second in the National League Rookie of the Year Award voting, was a finalist for a Players Choice Award in the category of Outstanding NL Rookie, was a TOPPS Major League Rookie All-Star and in a unanimous vote of the local chapter of the Baseball Writers' Association of America received the Ernie Lombardi Award as the Reds' Most Valuable Player...led NL rookies in hitting (.297), hits (156), HR (24), total bases (266), multi-hit games (42), on-base percentage (.368) and slugging percentage (.506) and ranked second in RBI (84), runs scored (69), doubles (32) and extra-base hits (59)...ranked eighth among all NL first basemen in fielding percentage (.991, 11e, 1197tc) and established a club record for first basemen with 136 assists (135, Frank McCormick, 1944)...led the Reds in games (151), hitting, hits, total bases, doubles and RBI...became the first player in franchise history to produce at least 20 homers and 30 doubles in his rookie season...also led the club with 18g of at least 3 hits, the most by any rookie in the Major Leagues...hit 23 of his 24 homers as a first baseman, a new franchise record for home runs by a rookie at that position (Ted Kluszewski, 12hr, 1948) and the second-most by any rookie in Reds history (Frank Robinson, 38hr, 1956)...his 84rbi were the third-most in Reds history by a rookie (Frank McCormick, 106rbi, 1938 & Jim Greengrass, 100rbi, 1953)...after the All-Star break hit .321 (11hr, 44rbi)...in August led the club in hitting (.382) and RBI (18)...in September led the club in hitting (.309), HR (9) and RBI (20) and earned the National League's Rookie of the Month Award presented by Gillette...beginning 7/30, in his last 48g of the season hit .351 (11hr, 40rbi)...led the club with 55 starts batting seventh in the order but also hit first (1g, 6/18 vs LAD), second (8gs), third (20gs), fourth (18gs), fifth (17gs), sixth (18gs) and eighth (1gs, 7/23 vs SD)...from 8/9-8/15 was on the bereavement list...in his 39 apps after he was reinstated from the bereavement list hit .343 (10hr, 31rbi)...from 6/24-6/26 returned to his native Toronto for a 3-game series with the Blue Jays and went 1-for-11...in the 7-2 win vs NYM on 7/19 produced his first career triple...on 5/3 at Atl made his first career start batting cleanup.

2007: Entered the season rated the third-best prospect in the organization by *Baseball America* and finished it in the Major Leagues by hitting .321 (4hr, 17rbi) in 24 apps for the Reds...spent the minor league season at Louisville, where in his first season at Class AAA he was that club's Most Valuable Player, the International League's Rookie of the Year and a TOPPS All-Star...ranked among the International League leaders in HR (22, 4th), RBI (92, 2nd), hits (146, T5th), OBP (.382, 7th) and batting average (.294, T13th)...led all Reds minor leaguers in RBI and ranked third in HR and seventh in hitting...was voted to the IL's post-season All-Star team...played in the Triple-A All-Star Game and for the World Team in the Sirius XM All-Star Futures Game...homered in the Futures Game...joined the Reds after Louisville's season ended...made 21 starts for Cin (15 at

1B, 6 in LF)...hit safely in 18 of his 21 starts...made his first 12 starts at 1B...following season-ending injuries to Adam Dunn, Ken Griffey Jr. and Josh Hamilton made 6 of his last 9 starts in LF...in September tied for the club lead in doubles (7) and ranked second in HR (4) and RBI (17)...on 9/4 vs NYM made his Major League debut as a pinch hitter and struck out vs Guillermo Mota...on 9/5 vs Mets made his first career start, played 1B and produced his first career hit and RBI (solo HR off John Maine)...was 1 of 3 Reds rookies to produce a homer for his first career hit (Josh Hamilton, Ryan Jorgensen)...on 9/14 at Mil recorded his first career stolen base...in the season finale on 9/30 vs the Cubs produced a double, home run and 5rbi...was 1 of 10 Reds players to make his Major League debut during the 2007 campaign (OF Josh Hamilton, RHP Jared Burton, LHP Jon Coutlangus, RHP Brad Salmon, RHP Homer Bailey, LHP Phil Dumatrait, RHP Tom Shearn, RHP Marcus McBeth, C Ryan Hanigan)...in May was Louisville's Hitter of the Month and the organization's Hitter of the Month (.402, 6hr, 21rbi)...was International League Batter of the Week for 8/13-8/19 (.360, 5hr, 12rbi)...on 8/17 at Charlotte and 8/18 at Durham became just the second player in Louisville history to produce consecutive 2-homer games...from 5/4-6/20 reached base safely in 42 consecutive games, second-longest streak in the IL...in a survey of league managers was voted best batting prospect and the batter with the best strike zone judgment.

MINOR LEAGUES

2006: At Class AA Chattanooga was the Southern League's Most Valuable Player and batting champion, TOPPS' Southern League Player of the Year and the Reds organization's minor league Hitter of the Year...was a *Baseball America* Minor League and Class AA All-Star and a TOPPS Class AA All-Star...was the North Division's starting first baseman in the Southern League All-Star Game and played in Major League Baseball's All-Star Futures Game in Pittsburgh...led the SL in hitting (.319), hits (162), doubles (46), on-base percentage (.408), slugging percentage (.547), extra-base hits (70), total bases (278), runs scored (85) and walks (78)...ranked second in the SL in homers (22)...fell 1 double shy of the Southern League record...ranked among all Class AA leaders in doubles (T1st), extra-base hits (2nd), hits (3rd), total bases (3rd), walks (78, 3rd), hitting (6th), runs (7th) and homers (T9th)...ranked among all minor league batters in doubles (T1st), extra-base hits (T3rd), total bases (9th) and hits (T10th)...in June was the organization's Minor League Player of the Month and TOPPS' Southern League Player of the Month (.355, 8hr, 24rbi, 5sb)...was Southern League Player of the Week for 6/12-6/18...**2005:** Spent the season with the Florida State League Reds in Sarasota, where in 124g he hit .256 and led the club in hits (119), doubles (23), HR (17) and RBI (83)...was selected to play for Team Canada in the IBAF XXXVI World Cup in Amsterdam, Netherlands...**2004:** In 135g at Class A Dayton and Class A Potomac combined to hit .301 with 19hr, 92rbi and 10 stolen bases...led all Reds minor leaguers in batting average and RBI and ranked T2nd in home runs...at Dayton, twice was named Midwest League Player of the Week (4/26-5/2, 6/14-6/20)...hit a grand slam in the 5-4 win on 9/6 vs Winston-Salem...**2003:** Began the season at Dayton...on 6/11 was transferred to Billings, where he received honorable mention for the Pioneer League's post-season All-Star team...led the Pioneer League with a .452 on-base percentage...reached base in 63 of his 70 apps with the Mustangs...**2002:** In his first professional season tied for the Gulf Coast League lead with 25 extra-base hits...also ranked among the league leaders in HR (2nd), SLG (.531, 4th) and total bases (93, 5th).

PERSONAL: In 2002 graduated from Richview Collegiate Institute in Toronto, Ontario, Canada...attended the same high school as Stephen Harper, who served as the Prime Minister of Canada from 2006-2015...grew up in the greater Toronto area of Etobicoke and in November 2014 was inducted into the Etobicoke Sports Hall of Fame...is enshrined on Baseball Canada's Wall of Excellence.

MULTI-HOMER GAMES (18)

Date	Pitcher(s)
9/27/21 vs Pit	Connor Overton, Cody Ponce
9/20/21 vs Pit	Dillon Peters, Corey Ponce
8/11/21 at Atl	Touki Toussaint, Will Smith
7/28/21 at Chc	Zach Davies, Cory Abbott
7/27/21 at Chc	Adbert Alzolza 2
6/29/17 vs Mil	Jimmy Nelson 2
6/27/16 vs Chc	Jake Arrieta, Jake Peavy
6/9/15 vs SD (*3)	Harang 2, McGowan
4/10/15 vs StL	John Lackey 2
5/13/12 vs Wsh (*3)	Jackson 2, Rodriguez
8/28/11 vs Wsh	Zimmermann, Balester
6/25/11 at Bal	Brian Matusz 2
8/25/10 at SF	Bumgarner, Ramirez
7/5/10 at NYM	Pelfrey, Nieve
6/13/10 vs KC	Zack Greinke 2
5/23/09 vs Cle	David Huff 2
9/19/08 vs Mil	Suppan, Parra
5/7/08 vs Chc (*3)	Lieber, Marshall, Gallagher

* Tied club record, since broken by Scooter Gennett
On 5/7/08 became first Reds rookie with a 3-HR game

PINCH-HIT HOME RUNS (2)

Date	Pitcher
9/19/21 vs LAD	Kenley Jansen
5/18/08 vs Cle	Cliff Lee

GRAND SLAM HOME RUNS (4)

Date	Pitcher
9/8/18 vs SD	Robbie Eyring
6/19/18 vs Det	Matthew Boyd
5/13/12 vs Wsh *	Henry Rodriguez
5/20/10 at Atl	Tommy Hanson

* Walkoff HR

LEADOFF HOME RUNS (2)

Date	Pitcher
8/29/20g2 vs Chc	Alec Mills
4/18/19 at SD	Chris Paddock

WALKOFF HOME RUNS (5)

Date (Inning)	Pitcher
6/7/16 vs StL (9)	Kevin Siegrist
5/9/14 vs Col (9)	Boone Logan
5/13/12 vs Wsh (9) *	Henry Rodriguez
8/28/11 vs Wsh (14)	Collin Balester
9/11/10 vs Pit (10)	Justin Thomas

* Grand Slam

CONSECUTIVE GAMES (MINIMUM 3)

Date	Dates
7 straight games *	7/24-7/30, 2021
4 straight games	4/24-4/27, 2018
3 straight games	8/5-8/7, 2017
3 straight games	6/7-6/9, 2017
3 straight games	8/21-8/24, 2011
3 straight games	7/26-7/28, 2011
3 straight games	9/3-9/5, 2008

* Club record for consecutive games with HR

OH, CANADA

Below is a list of players **born in Canada** with at least **1,000 Major League apps**:

Larry Walker	1,988
JOEY VOTTO	1,900
Matt Stairs	1,895
Russell Martin	1,693
Justin Morneau	1,545
Terry Puhl	1,531
Jack Graney	1,399
Jeff Heath	1,383
George Wood	1,280
Jason Bay	1,278
George Gibson	1,213
Frank O'Rourke	1,131
Pop Smith	1,093
Tip O'Neill	1,054
Bill P. Phillips	1,038
Arthur Irwin	1,010

Courtesy Elias Sports Bureau

NORTHERN LIGHTS

Joey Votto is 1 of 9 **Canadian-born** players to hit **100 HR** in the Major Leagues:

Larry Walker	383	Jeff Heath	194
JOEY VOTTO	331	Russell Martin	191
Matt Stairs	265	Corey Koskie	124
Justin Morneau	247	George Selkirk.....	108
Jason Bay	222		

Courtesy Elias Sports Bureau

ALL-TIME HITS, PLAYERS BORN IN CANADA

Larry Walker	2,160	George Wood ...	1,507
JOEY VOTTO	2,027	Jeff Heath	1,447
Justin Morneau	1,603	Russell Martin...	1,416

WALKING NORTH OF THE BORDER

Listed below are the only **Canadian players** ever with 100 walks during a single season:

Player.....	Walks.....	Year
JOEY VOTTO	143	2015
JOEY VOTTO	135	2013
JOEY VOTTO	134	2017
JOEY VOTTO	110	2011
JOEY VOTTO	108	2018
JOEY VOTTO	108	2016
Jack Graney	105	1919
George Selkirk.....	103	1939
Jason Bay	102	2006
Jack Graney	102	1916

Courtesy Canadian Baseball Hall of Fame

ALL-TIME WALKS, PLAYERS BORN IN CANADA

- VOTTO, Toronto, Ontario** **1,294**
- L. Walker, Maple Ridge, B.C. 913
- Russell Martin, East York, Ontario 792

2008 ROOKIE OF THE YEAR AWARD VOTING

Player	Club	1st	2nd	3rd	Pts
Geovany Soto	Cubs	31	1	-	158
JOEY VOTTO	REDS	1	21	8	76
Jair Jurrjens	Braves	-	6	16	34
Edinson Volquez	Reds	-	3	-	9
Jay Bruce	Reds	-	-	7	7
Kosuke Fukudome	Cubs	-	1	1	4

Edinson Volquez was not a rookie in 2008. **Joey Votto** and **Jay Bruce** became only the second pair of Reds rookies ever to finish in the Top 5 in the BBWAA's **Jackie Robinson Award** voting. In **1970**, **Bernie Carbo** finished in second place, behind **MtI's Carl Morton**, and **Wayne Simpson** tied for fourth.

2008 TOPPS MAJOR LEAGUE ROOKIE ALL-STAR TEAM

1B	JOEY VOTTO, CIN
2B	Alexei Ramirez, WSox
3B	Evan Longoria, TB
SS	Mike Aviles, KC
OF	Jay Bruce, Cin
OF	Denard Span, Min
OF	David Murphy, Tex
C	Geovany Soto, Cubs
P	Brad Ziegler, Oak
P	John Lannan, Wsh

MAY 13, 2012

In the 9-6 Reds win on **5/13/12** vs Wsh **Joey Votto** became the first player in **Major League history** to produce in the same game **3 home runs** and a **walkoff grand slam**...in tying the club record for HR in a game, **Votto** became the fifth player in Reds history to produce more than one 3-homer game: **Johnny Bench** (3 times), **Gus Bell** (twice), **Eric Davis** (twice) and **Aaron Boone** (twice)...in that game **Votto** tied career highs with **4 hits, 4 runs** and **3 HR** while establishing new career bests with **6 RBI** and **14 total bases**...he homered twice off Nationals starter **Edwin Jackson** before hitting the grand slam off **Henry Rodriguez**...his **14 total bases** were the most by a Reds batter since **Jeffrey Hammonds** had **14tb** on **5/19/99** at Col, fell 1 shy of the franchise's single-game record then held by **Walker Cooper** (15tb, **7/6/49** vs Cubs)...**Votto's** bat was sent to the **Hall of Fame in Cooperstown**.

THE RIGHT STUFF

From 2007-2016, **1B Joey Votto** and **2B Brandon Phillips** made **1,103 starts together**, the most on the right side of the infield for any tandem in Reds history...listed below are the all-time Major League leaders, since 1900, for starts together at 1B and 2B:

1B & 2B, Team	Games Started
Jeff Bagwell & Craig Biggio, Astros	1,506
Lou Gehrig & Tony Lazzeri, Yankees	1,425
Ryan Howard & Chase Utley, Phillies	1,134
Joey Votto & Brandon Phillips, Reds	^1,103
Mark Grace & Ryne Sandberg, Cubs	1,065
Joe Judge & Bucky Harris, Senators	1,060
Fred Merkle & Larry Doyle, Giants	1,042
Steve Garvey & Davey Lopes, Dodgers	1,038
Frank McCormick & Lonney Frey, Reds	*774

[^] Made 1,000th start on 5/7/16 vs Mil, * Previous Reds record

SINGLE-SEASON CAREER HIGH STREAKS

Hitting Streak: 17g (2x), 7/15-8/3, 2016 & 7/26-8/12, 2017; **Hitless Streak:** 19ab (2x), 4/16-4/21, 2016 & 8/21-8/29, 2020

VOTTO'S CAREER TRANSACTIONS

- Was selected by the Reds in the second round of the June 2002 first-year player draft. Was signed by John Castleberry.
- On disabled list with depression and anxiety, May 30-June 22, 2009; included rehabilitation assignments at Sarasota, June 18-19 and Dayton, June 20-22.
- Was signed to a 3-year contract extension through 2013, avoiding arbitration, January 17, 2011.
- Was signed to a 10-year contract extension through 2023, with a club option for 2024, April 4, 2012.
- On disabled list with a torn meniscus in his left knee, July 17-September 3, 2012; included rehabilitation assignments at Dayton, August 28-31 and at Louisville, September 1-3.
- On disabled list with a distal quad strain in his left knee, May 21-June 9 and July 8-remainder of the season, 2014; included a rehabilitation assignment at Louisville, June 8-9; was transferred to the 60-day DL, August 16; was reinstated from the 60-day DL, October 30.
- On disabled list with a right lower leg contusion, August 17-29, 2018.
- On 10-day injured list with a low back strain, August 18-26, 2019.
- On injured list, August 2, 2020.
- On 10-day injured list with a broken left thumb, May 7-June 7, 2021; included a rehabilitation assignment at Louisville, June 2-6.

CAREER FIELDING							
Pos.	Pct.	G	PO	A	E	TC	DP
1B	.993	1,847	13,934	1,692	104	15,730	1,358
LF	.933	* 7	14	0	1	15	0

* 6 starts in 2007, 1 game in 2019 (9/28 at Pit, for 1 batter in B9th inning)

Career Hitting

Yr	Club	AVG	G	AB	R	H	2B	3B	HR	RBI	SH	SF	HB	BB	SO	SB	CS	OBP	SLG	E
02	GCL Reds - R	.269	50	175	29	47	13	3	9	33	0	5	1	21	45	7	2	.342	.531	13
03	Dayton - A	.231	60	195	19	45	8	0	1	20	0	2	2	34	64	2	5	.348	.287	9
	Billings - R	.317	70	240	47	76	17	3	6	38	0	1	4	*56	80	4	0	*.452	.488	12
04	Dayton - A	.302	111	391	60	118	26	2	14	72	0	2	1	79	110	9	2	.419	.486	10
	Potomac - A	.298	24	84	11	25	7	0	5	20	0	0	1	11	21	1	1	.385	.560	0
05	Sarasota - A	.255	124	466	63	119	23	2	16	80	1	9	3	51	123	4	5	.327	.416	8
06	Chattanooga - AA	*.319	136	508	*85	*162	*46	2	22	77	0	3	1	*78	109	24	7	*.408	*.547	14
07	Louisville - AAA	.294	133	496	74	146	21	2	22	92	0	9	5	70	110	17	10	.381	.478	13
	Cincinnati	.321	24	84	11	27	7	0	4	17	0	0	0	5	15	1	0	.360	.548	1
08	Cincinnati	^ .297	151	526	69	^156	32	3	^24	84	0	0	2	59	102	7	5	.368	.506	11
09	Cincinnati	.322	131	469	82	151	38	1	25	84	0	1	4	70	106	4	1	.414	.567	10
	#Sarasota - A	.000	1	2	0	0	0	0	0	0	0	0	0	1	1	0	0	.333	.000	0
	#Dayton - A	.429	2	7	3	3	3	0	0	1	3	0	0	2	3	1	0	.556	.857	0
10	Cincinnati	.324	150	547	106	177	36	2	37	113	0	3	7	91	125	16	5	*.424	*.600	5
11	Cincinnati	.309	161	599	101	185	*40	3	29	103	0	6	4	*110	129	8	6	*.416	.531	6
12	Cincinnati	.337	111	374	59	126	44	0	14	56	0	2	5	*94	85	5	3	*.474	.567	6
	#Dayton - A	.200	3	5	1	1	0	0	0	1	0	1	0	3	1	0	0	.444	.200	0
	#Louisville - AAA	.167	2	6	1	1	0	0	1	1	0	0	0	0	4	0	0	.167	.667	1
13	Cincinnati	.305	*162	581	101	177	30	3	24	73	0	6	4	*135	138	6	3	*.435	.491	14
14	Cincinnati	.255	62	220	32	56	16	0	6	23	0	2	3	47	49	1	1	.390	.409	7
	#Louisville - AAA	.333	2	6	1	2	0	0	0	0	0	0	0	2	0	0	0	.333	.333	0
15	Cincinnati	.314	158	545	95	171	33	2	29	80	0	2	5	*143	135	11	3	.459	.541	9
16	Cincinnati	.326	158	556	101	181	34	2	29	97	0	8	5	108	120	8	1	*.434	.550	8
17	Cincinnati	.320	*162	559	106	179	34	1	36	100	0	6	8	*134	83	5	1	*.454	.578	4
18	Cincinnati	.284	145	503	67	143	28	2	12	67	0	3	9	108	101	2	0	*.417	.419	5
19	Cincinnati	.261	142	525	79	137	32	1	15	47	0	3	4	76	123	5	0	.357	.411	7
20	Cincinnati	.226	54	186	32	42	8	0	11	22	0	0	0	37	43	0	0	.354	.446	5
21	Cincinnati	.266	129	448	73	119	23	1	36	99	0	4	4	77	127	1	0	.375	.563	7
	#Louisville - AAA	.190	6	21	2	4	1	1	0	2	0	0	0	1	5	0	0	.227	.333	0
Major Totals		.302	1900	6722	1114	2027	435	21	331	1065	0	48	64	1294	1481	80	29	.416	.520	105
Minor Totals		.288	724	2602	396	749	162	15	97	439	1	32	18	407	678	69	32	.384	.473	80

Injury rehab, * Led league, ^ Led National League rookies
 Led the National League in OPS in 2010 (1.024) and 2017 (1.032). In 2011 led the NL in road BA (.334) and BA with RISP (.383)
 Established franchise records with a .474 on-base percentage in 2012, 135 walks in 2013 and 143 walks in 2015

World Baseball Classic Record

Yr	Country	AVG	G	AB	R	H	2B	3B	HR	RBI	SH	SF	HB	BB	SO	SB	CS	OBP	SLG	E
09	Canada	.556	2	9	2	5	2	0	1	2	0	0	0	1	1	0	0	.600	1.111	0
13	Canada	.222	3	9	5	2	0	0	0	0	0	0	0	5	4	0	0	.500	.222	1
WBC Totals		.389	5	18	7	7	2	0	1	2	0	0	0	6	5	0	0	.542	.667	1

Among all 2009 WBC players ranked second in batting average (.556) and third in slugging percentage (1.111)

All-Star Record

Yr	Club, Site	AVG	G	AB	R	H	2B	3B	HR	RBI	SH	SF	HB	BB	SO	SB	CS	OBP	SLG	E
10	NL, Anaheim	.000	1	2	0	0	0	0	0	0	0	0	0	0	0	0	0	.000	.000	0
11	NL, Arizona	.000	1	2	0	0	0	0	0	0	0	0	0	0	1	0	0	.000	.000	0
12	NL, Kansas City	.000	1	3	0	0	0	0	0	0	0	0	0	0	1	0	0	.000	.000	0
13	NL, New York (NL)	.000	1	2	0	0	0	0	0	0	0	0	0	0	1	0	0	.000	.000	0
17	NL, Miami	.000	1	1	0	0	0	0	0	0	0	0	0	1	1	0	0	.500	.000	0
18	NL, Washington	.333	1	3	1	1	0	0	*1	1	0	0	0	1	0	0	0	.333	1.333	1
All-Star Totals		.077	6	13	1	1	0	0	1	1	0	0	0	1	4	0	0	.143	.308	0

* Solo HR off Tor's J.A. Happ, bottom of the 10th inning (8-6 American League win)

Wild Card Game Record

Yr	Club, Opponent	AVG	G	AB	R	H	2B	3B	HR	RBI	SH	SF	HB	BB	SO	SB	CS	OBP	SLG	E
13	Cin at Pit	.000	1	4	0	0	0	0	0	0	0	0	0	0	2	0	0	.000	.000	0

Wild Card Series Record

Yr	Club, Opponent	AVG	G	AB	R	H	2B	3B	HR	RBI	SH	SF	HB	BB	SO	SB	CS	OBP	SLG	E
20	Cin at Atl	.222	2	9	0	2	0	0	0	0	0	0	0	1	3	0	0	.300	.222	1

Started at 1B, batting third, in both games of the series sweep loss (1-0 loss in 13 innings, 5-0 loss)

Division Series Record

Yr	Club, Opponent	AVG	G	AB	R	H	2B	3B	HR	RBI	SH	SF	HB	BB	SO	SB	CS	OBP	SLG	E
10	Cin vs Phi	.100	3	10	0	1	0	0	0	1	0	1	0	0	2	0	0	.091	.100	0
12	Cin vs SF	.389	5	18	3	7	0	0	0	0	0	0	0	4	5	0	0	.500	.389	0
Division Series Totals		.286	8	28	3	8	0	0	0	1	0	1	0	4	7	0	0	.364	.286	0

DOUBLE DIPPING

In the day/night DH on **7/22/15** vs the Cubs **Joey Votto** reached base safely **9 times** (4 1b, 1hr, 4bb)...he became the first Reds player to reach base safely via hit, walk or HBP at least 9 times in 2g played on the same day since **Pete Rose** did it in a traditional DH vs Hou on **7/2/76** (7h, 2bb)... **Votto** became the fifth Major League player in the **last 20 seasons** to reach base 9 times in 1 day during a doubleheader:

Joey Votto	7/22/15 vs Cubs	5h, 4bb
Robinson Cano	10/2/10 at Bos.....	6h, 2bb, 1hbp
Bobby Abreu	8/18/06 at Bos.....	6h, 3bb
Hideki Matsui	6/28/03 at NYM.....	6h, 3bb, 1hbp
Eric Young	7/23/96 vs NYM.....	7h, 1bb, 2hbp

Courtesy Elias Sports Bureau

31 - 33 - 103

Listed below are the only players in Reds history, since 1900, to produce in a season at least **31 doubles, 33 HR and 103 RBI**.

Player	Year	2B	HR	RBI
Adam DuVall	2016	31	33	103
JOEY VOTTO	2010	36	37	113
Dave Parker	1985	42	34	125
George Foster	1977	31	52	149
Johnny Bench	1974	38	33	129
	1970	35	45	148
Lee May	1969	32	38	110
Tony Perez	1969	31	37	122
Frank Robinson	1965	33	33	113
	1962	51	39	136
	1961	32	37	124
	1959	31	36	125
Wally Post	1955	33	40	109

CONSECUTIVE MONTHS HITTING .400

On 8/31/16 at LAA, **Joey Votto** went **1-for-4** to finish hitting **.394** for the month of **August** after hitting **.419** in **July**...with **1 more hit** or **2 fewer at bats** he would have become the first Reds player ever and first Major League batter since **2010** to hit at least **.400** in consecutive months...that list is below.

Josh Hamilton	June / July 2010454 / .418
Chipper Jones	April / May 2008422 / .417
Ichiro Suzuki	July / August 2004432 / .463
Larry Walker	June / July 2002410 / .438
Paul O'Neill	April / May 1994448 / .410
Milt Thompson	July / August 1987408 / .417
Rod Carew	April / May 1983449 / .438
George Brett	July / August 1980494 / .430
Rico Carty	April / May 1970423 / .448
Roy Cullenbine	August / Sept. 1946402 / .444
Ted Williams	July / August 1941429 / .402

Joey Votto

July / August 2016

.419 / .394

Vada Pinson in **1961** is the only Reds batter since 1900 to hit at least **.400** in any **2 months** of a season (**.406** in May, **.403** in September). Courtesy Elias.

400 & .500

Joey Votto in 2016 fell short in his bid to become only the third Major League player ever to produce a **.400 BA** and **.500 OBP** prior to or after the All-Star break.

Player	Year, Half	BA	OBP
Ted Williams	1941, 1st	.405	.520
Ted Williams	1941, 2nd	.406	.583
Ted Williams	1957, 2nd	.453	.594
Barry Bonds	2002, 2nd	.404	.608
Joey Votto	2016, 2nd	.408	.490



ART

WARREN

@arthur_warren

RHP

77

Age: 29 Ht.: 6-3 Wt.: 237 Bats: R Throws: R ML Service: 0.146

Born: 3/23/93 Birthplace: Defiance, OH Resides: Napoleon, OH

Acquired: From the Rangers for cash, January 6, 2021.

Contract: Signed through the 2022 season and under team control through 2027.

CAREER HIGHLIGHTS

- Pitched for the University of Cincinnati in 2012 and 2013 and for Ashland University in 2015.
- Is the first player from the University of Cincinnati to appear for the Reds since Skeeter Barnes, who played for the Bearcats from 1975-1978 and appeared in 52 games for the Reds from 1983-1984 and 1989.
- Made his Major League debut in Sea's 11-5 loss vs Reds on 9/12/19 at Safeco Field (0.1ip, 1h, Or, 1bb, 0k).
- In his Major League career has compiled a 4-0 record, including a 4-3 Mariners win on 9/27/19 vs Oak and 3 wins for the Reds in 2021 (5-4 win on 7/1 vs SD, 3-2 win on 7/4 vs Cubs, 8-7 win in 11 innings on 9/24 vs Wsh).
- In 2019 was a Texas League All-Star.
- In 2016 was a mid-season Midwest League All-Star.
- In his minor league career converted 27 saves in 34 chances (79%).
- Missed the 2014 collegiate season while recovering from "Tommy John" surgery to repair the torn ulnar collateral ligament in his right elbow.

2021 SEASON

- As one of the Reds' most reliable relievers posted a sterling 1.29 ERA in 26 relief apps.
- From 7/15-9/17 missed 57 games while on the injured list with a left oblique strain.
- Beginning 6/25 didn't allow a run in any of his last 17 apps of the season (13.1ip, 6h, 4bb, 23k, .133baa)... are the longest scoreless streaks of his career by games and innings.
- His career-high 13.1-inning scoreless streak was the 10th-longest active streak in the Major Leagues when the season concluded.
- Allowed a season-high 2 runs on 6/22 at Min (0.1ip)...his ERA in his other 25 apps was 0.44 (20.2ip, 1er)... shut out the opponent in 24 of his 26 apps overall.
- Once threw more than 1.0 inning (1.2ip, 6/29 vs SD).
- 7 times pitched on consecutive days (last, 9/23 & 9/24 vs Wsh).
- Retired the first batter in 18 of his 26 apps...stranded all 9 inherited runners, including the bases loaded in the sixth inning on 9/27 vs Pit to preserve Reiver Sanmartin's 8-1 lead in his Major League debut (13-1 win).
- Earned his 3 wins for the Reds on 7/1 vs SD (5-4 win), 7/4 vs Cubs (3-2 win) and 9/24 vs Wsh (8-7 win, 11 innings).
- Twice was appointed the Reds' 27th player for the scheduled game of a doubleheader (4/21 vs Ari, 5/27 at Wsh)...did not pitch in either game.
- Had 4 stints on the Taxi Squad (4/9-4/14 at Ari/SF, 4/23-4/28 at StL/LAD, 5/7-5/13 at Cle/Pit/Col, 5/28 at Cubs).
- On 7/15 went on the 10-day injured list with the oblique injury...was transferred to the 60-day IL on 8/11, when IF Alex Blandino came off the 60-day injured list.
- Suffered the injury in the final game before the All-Star break...left the game after 7 pitches with a 2-2 count on Christian Yelich...was replaced by Sean Doolittle, who induced Yelich to ground out.
- In 15 apps overall at Louisville, including a 6-game rehabilitation stint from 9/2-9/17, went 1-2, 5.06 with 2 saves (16ip, 18h, 5bb, 30k, 1hr, .269oba).

2020 SEASON

- Spent most of Summer Camp at the Mariners' alternate training site.
- On 8/18 was promoted to the Mariners' 28-man roster, but did not play in the 2-1 loss at Dodger Stadium... was optioned back to the alternate training site the next day.
- On 10/21 was claimed off waivers by the Rangers.
- On 12/26 was designated for assignment.
- On 1/6/21 was traded to the Reds for cash.

PERSONAL: In 2011 graduated from Napoleon High School in northwest Ohio...follow on Twitter @ arthur_warren.

WARREN'S CAREER TRANSACTIONS

- Was selected by the Mariners in the 23rd round of the June 2015 first-year player draft. Was signed by Jay Catalano.
- On Arkansas' 7-day disabled list with a right shoulder strain, May 1-June 8, 2018 and July 12-remainder of the season, 2018.
- On Arkansas' 7-day injured list with right shoulder inflammation, April 29-June 7, 2019.
- On Arkansas' 7-day injured list with a strained groin, August 21-September 4, 2019.
- Was claimed off waivers by the Rangers, October 21, 2020.
- Was acquired by the Reds for cash, January 6, 2021.
- On 10-day injured list with a left oblique strain, July 15-September 17, 2021; was transferred to the 60-day injured list, August 11; included a rehabilitation assignment at Louisville, September 2-17.

Career Pitching

Yr	Club	W-L	ERA	G	GS	CG	SHO	SV	IP	H	R	ER	HR	BB	SO	WP	BK
15	AZL Mariners - R	1-0	3.86	6	0	0	0	0	7.0	7	3	3	0	3	10	2	0
16	Clinton - A	9-1	2.19	14	14	0	0	0	74.0	71	23	18	1	18	55	9	0
	Bakersfield - A	2-1	5.15	13	6	0	0	0	36.2	42	26	21	1	28	38	3	0
17	Modesto - A	3-1	3.06	43	0	0	0	8	64.2	58	25	22	5	25	67	3	1
18	Arkansas - AA	1-2	1.72	14	0	0	0	2	15.2	10	7	3	0	14	22	4	0
19	Arkansas - AA	2-1	1.71	29	0	0	0	15	31.2	23	9	6	1	13	41	6	0
	Seattle	1-0	0.00	6	0	0	0	0	5.1	2	0	0	0	2	5	1	0
21	Louisville - AAA	1-2	5.06	15	0	0	0	2	16.0	18	10	9	1	5	30	4	0
	Cincinnati	3-0	1.29	26	0	0	0	0	21.0	11	3	3	1	8	34	0	0
	Major Totals	4-0	1.03	32	0	0	0	0	26.1	13	3	3	1	10	39	1	0
	AL Totals	1-0	0.00	6	0	0	0	0	5.1	2	0	0	0	2	5	1	0
	Reds Totals	3-0	1.29	26	0	0	0	0	21.0	11	3	3	1	8	34	0	0
	Minor Totals	19-8	3.00	134	20	0	0	27	245.2	229	103	82	9	106	263	31	1

SINGLE-SEASON CAREER HIGH STREAKS

Scoreless Streak By Game: 17g, 6/25-10/3, 2021; **Scoreless Streak By Inning:** 13.1, 6/25-10/3, 2021;
Winning Streak: 3g, 7/1-9/24, 2021; **Losing Streak:** None



BRANDON  @therealbill **LHP**
WILLIAMSON 96

Age: 24 Ht.: 6-6 Wt.: 210 Bats: R Throws: L ML Service: 0.000

Born: 4/2/98 Birthplace: Fairmont, MN Resides: Welcome, MN

Acquired: From the Mariners, along with RHP Justin Dunn, OF Jake Fraley and a player to be named (RHP Connor Phillips, 3/29/22), for 3B Eugenio Suárez and OF Jesse Winker, March 14, 2022.

Contract: Signed through 2022 season, under team control through 2027.

Non-Roster

CAREER HIGHLIGHTS

- Was selected by the Mariners in the second round (59th overall) of the June 2019 first-year player draft... was signed by Jordan Bley.
- Prior to his March 2022 trade to the Reds, was rated 83rd in *Baseball America's* Top 100 list as the Mariners' fifth-best prospect.
- Was traded along with player to be named RHP Connor Phillips (3/29/22), who was rated by *Baseball America* the 12th-best prospect in the Mariners' organization and by MLB Pipeline the 15th-best in their system.
- When acquired by the Reds in March 2022, his curveball was rated the best in the Mariners' organization.
- In 2019 and 2021 was an MiLB.com Mariners Organization All-Star.
- In 2021 averaged 14.0 strikeouts per 9 innings, highest ratio among all Mariners farmhands and fifth-best in the minor leagues...that season also led Mariners minor leaguers in strikeouts (153) while ranking fifth in innings pitched (98.1).
- Spent the 2020 COVID season at the Mariners' alternate training site in Tacoma.
- Following the 2019 season, his first as a professional, was rated by MLB Pipeline the 16th-best prospect in the Mariners' organization.

2021 SEASON

- In 19 starts at Class A Everett and Class AA Arkansas combined to go 4-6, 3.39 ERA (98.1ip, 153k).
- In 13 of his 19 starts recorded at least 8 strikeouts.
- Averaged 14.0 strikeouts per 9 innings, highest ratio among all Mariners farmhands and fifth-best in the minor leagues.
- Led Mariners minor leaguers in strikeouts (153) while ranking fifth in innings pitched (98.1).

PERSONAL: In 2016 graduated from Martin County West High School in Sherburn, MN...spent 2 seasons (2017-2018) at North Iowa Area Community College...prior to the 2019 season transferred to Texas Christian University, where he was a teammate of LHP Nick Lodolo.

WILLIAMSON'S CAREER TRANSACTIONS

- Was selected by the Mariners in the second round (59th overall) of the June 2019 first-year player draft. Was signed by Jordan Bley.
- Was acquired by the Reds, along with RHP Justin Dunn, OF Jake Fraley and a player to be named (RHP Connor Phillips, 3/29/22), for 3B Eugenio Suárez and OF Jesse Winker, March 14, 2022.

Career Pitching

Yr	Club	W-L	ERA	G	GS	CG	SHO	SV	IP	H	R	ER	HR	BB	SO	WP	BK
19	Everett - A	0-0	2.35	10	9	0	0	0	15.1	9	6	4	0	5	25	1	0
21	Everett - A	2-1	3.19	6	6	0	0	0	31.0	21	11	11	4	10	59	0	0
	Arkansas - AA	2-5	3.48	13	13	0	0	0	67.1	62	33	26	7	23	94	8	1
Minor Totals		4-6	3.25	29	28	0	0	0	113.2	92	50	41	11	38	178	9	1



JUSTIN WILSON

LHP

34

Age: 34 Ht.: 6-2 Wt.: 205 Bats: L Throws: L ML Service: 9.035

Born: 8/18/87 Birthplace: Anaheim, CA Resides: Colleyville, TX

Acquired: From the Yankees, along with RHP Luis Cessa, for a player to be named (RHP Jason Parker, 8/30/21), July 27, 2021.

Contract: Exercised the option on his 2022 contract, the Reds declined their conditional option on his 2023 contract, November 5, 2021.

CAREER HIGHLIGHTS

- Over the last 8 seasons has made 456 apps, second-most by any lefthanded pitcher and eighth-most among all Major League pitchers.
- From 2013-2020 made 8 consecutive Opening Day active rosters...that streak was snapped in 2021, when he began the season on the Yankees' 10-day injured list with left shoulder inflammation.
- In 2018 stranded 91.9% of inherited runners (34-37), the highest percentage in the National League and second-highest in the Major Leagues (Oak's Ryan Buchter, 93.3%).
- Made his Major League debut on 8/20/12 for Pit at SD (1ip, 2h, 0r, 0bb, 3k).
- Earned his first Major League win, in his 14th career appearance, on 4/21/13 vs Atl (4-2 Pirates win).
- Earned his first career save in a 4-3 Tigers win at Bos on 7/27/16.
- Only once in his career allowed 2 homers in a game (4/12/18 for Cubs vs Pit, Gregory Polanco & Francisco Cervelli).
- Last pitched on 3 straight days from 9/15-9/17, 2020.

PITCHING APPEARANCES 2014 - 2021

Bryan Shaw, R	526
Tony Watson, L	511
Kenley Jansen, R	485
Steve Cishek, R	483
Jeury's Familia, R	482
Tyler Clippard, R	458
Sergio Romo, R	457
Justin Wilson, L	456
Jake Diekman, R	452
Mark Melancon, R	451

2021 SEASON

- On 7/27 was acquired from the Yankees, along with RHP Luis Cessa, for a player to be named (RHP Jason Parker, 8/30).
- Was on the Yankees' 10-day injured list from 3/31-4/8 (left shoulder inflammation) and again from 5/29-6/29 (right hamstring strain).
- Didn't allow a run in any of his last 8 apps of the season (5.1ip, 7h, 2bb, 5k, .304baa).
- Shut out the opponent in 18 of his 21 apps for the Reds.
- Allowed 8 of his 20 earned runs in 2 apps in which he didn't retire a batter...allowed a career-high 5 runs on 7/3 for NYY vs NYM and 3 runs for Cin on 9/3 vs Det...his season ERA in his other 40 apps was 3.18 (34ip, 12er).
- On 7/21 for NYY vs Phi threw a season-high 1.1 innings, his only appearance of the season of more than 1.0 inning.
- For the Yankees, retired the first batter in 16 of his 21 apps...stranded all 6 inherited runners...for the Reds, retired his first batter in 11 of his 21 apps...stranded 6 his 9 inherited runners.
- On 7/21 vs Phi made the 500th appearance of his Major League career.
- Following his trade, met the team in Chicago the afternoon of 7/28 and in that night's 8-2 win over the Cubs made his Reds debut by throwing a hitless eighth inning.

PERSONAL: Graduated in 2005 from Buchanan High School in Clovis, CA, where as a senior he was Valley Player of the Year...played 3 seasons at Fresno State (2006-2008)...as a sophomore was named to the All-Western Athletic Conference first team...earned the win in the deciding game of the 2008 College World Series vs Georgia (8ip, 1er).

SINGLE-SEASON CAREER HIGH STREAKS

Scoreless Streak By Game: 14g (2x), 5/26-6/27, 2015 & 8/7-9/6, 2018; **Scoreless Streak By Inning:** 13.1, 5/26-6/27, 2015; **Winning Streak:** 5g (2x), 4/21-6/2, 2013 & 4/27-9/7, 2015; **Losing Streak:** 3g (2x), 7/30-9/9, 2014 & 7/7-8/10, 2016

WILSON'S CAREER TRANSACTIONS

- Was selected by the Dodgers in the 37th round of the June 2005 first-year player draft. Did not sign.
- Was selected by the Pirates in the fifth round of the June 2008 first-year player draft.
- Was acquired by the Yankees for C Francisco Cervelli, November 12, 2014.
- Was acquired by the Tigers for RHP Luis Cessa and RHP Chad Green, December 9, 2015.
- Was acquired by the Cubs, along with C Alex Avila, for IF Jeimer Candelario, IF Isaac Paredes and cash, July 31, 2017.
- Was signed by the Mets to a 2-year contract through the 2020 season, January 28, 2019.
- On 10-day injured list with left elbow soreness, April 22-May 5 and May 11-July 1, 2019; included rehabilitation assignments at Syracuse, June 11-13 and at Brooklyn, June 14-July 1.
- Was signed by the Yankees to a 1-year contract, February 23, 2021.
- On 10-day injured list with left shoulder inflammation, March 31-April 7, 2021.
- On 10-day injured list with a right hamstring strain, May 29-June 29, 2021; included a rehabilitation assignment at Scranton/Wilkes-Barre, June 22-29.
- Was acquired by the Reds, along with RHP Luis Cessa, for a player to be named (RHP Jason Parker, 8/30/21), July 27, 2021.

Career Pitching

Yr	Club	W-L	ERA	G	GS	CG	SHO	SV	IP	H	R	ER	HR	BB	SO	WP	BK
09	Lynchburg - A	6-8	4.50	26	26	0	0	0	116.0	118	64	58	14	55	94	6	0
10	Altoona - AA	11-8	3.09	27	26	0	0	0	142.2	109	59	49	4	71	134	6	1
11	Indianapolis - AAA	10-8	4.13	30	21	0	0	3	124.1	121	68	57	12	67	94	4	0
12	Indianapolis - AAA	9-6	3.78	29	25	1	1	0	135.2	91	60	57	12	66	138	6	0
	Pittsburgh	0-1	1.93	8	0	0	0	0	4.2	10	1	1	0	3	7	1	0
13	Pittsburgh	6-1	2.08	58	0	0	0	0	73.2	50	17	17	4	28	59	5	0
14	Pittsburgh	3-4	4.20	70	0	0	0	0	60.0	49	30	28	4	30	61	4	0
15	New York (AL)	5-0	3.10	74	0	0	0	0	61.0	49	21	21	3	20	66	4	0
16	Detroit	4-5	4.14	66	0	0	0	1	58.2	61	29	27	6	17	65	4	0
17	Detroit	3-4	2.68	42	0	0	0	13	40.1	22	12	12	5	16	55	3	0
	Chicago (NL)	1-0	5.09	23	0	0	0	0	17.2	18	11	10	0	19	25	1	0
18	Chicago (NL)	4-5	3.46	71	0	0	0	0	54.2	45	22	21	5	33	69	4	1
19	#Brooklyn - A	0-0	0.00	2	1	0	0	0	2.0	2	0	0	0	1	4	0	1
	#Syracuse	0-0	4.50	2	2	0	0	0	2.0	3	1	1	0	0	4	0	0
	New York (NL)	4-2	2.54	45	0	0	0	4	39.0	33	12	11	4	19	44	4	1
20	New York (NL)	2-1	3.66	23	0	0	0	0	19.2	18	10	8	1	9	23	3	0
21	#Scranton/W-B - AAA	0-0	0.00	3	0	0	0	0	3.0	0	0	0	0	2	2	0	0
	New York (AL)	1-1	7.50	21	0	0	0	0	18.0	18	17	15	5	9	15	1	0
	Cincinnati	0-0	2.81	21	0	0	0	0	16.0	14	5	5	1	7	14	1	0
Major Totals		33-23	3.42	522	0	0	0	18	463.1	387	187	176	38	210	503	35	2
Reds Totals		0-0	2.81	21	0	0	0	0	16.0	14	5	5	1	7	14	1	0
Minor Totals		36-30	3.80	119	101	1	1	3	525.2	444	252	222	42	262	470	22	2

Injury rehab

Wild Card Record

Yr	Club, Opponent	W-L	ERA	G	GS	CG	SHO	SV	IP	H	R	ER	HR	BB	SO	WP	BK
13	Pit vs Cin																
									Did Not Pitch								
14	Pit vs SF	0-0	0.00	1	0	0	0	0	0.1	1	0	0	0	1	1	1	0
15	NY Yankees vs Hou	0-0	0.00	1	0	0	0	0	1.1	0	0	0	0	1	0	0	0
18	Chc vs Col	0-0	0.00	1	0	0	0	0	0.1	0	0	0	0	0	0	0	0
Wild Card Totals		0-0	0.00	3	0	0	0	0	2.0	1	0	0	0	2	1	1	0

Division Series

Yr	Club, Opponent	W-L	ERA	G	GS	CG	SHO	SV	IP	H	R	ER	HR	BB	SO	WP	BK
13	Pit vs StL	0-0	3.38	2	0	0	0	0	2.2	2	1	1	0	1	3	0	0
17	Chc vs Wash	0-0	0.00	1	0	0	0	0	0.2	0	0	0	0	0	0	0	0
Division Series Totals		0-0	2.70	3	0	0	0	0	3.1	2	1	1	0	1	3	0	0

Championship Series

Yr	Club, Opponent	W-L	ERA	G	GS	CG	SHO	SV	IP	H	R	ER	HR	BB	SO	WP	BK
17	Chc vs LAD																
									Did Not Pitch								



TREY

@treywing16

RHP

WINGENTER 75

Age: 27 Ht.: 6-8 Wt.: 236 Bats: R Throws: R ML Service: 3.053

Born: 4/15/94 Birthplace: Huntsville, AL Resides: Nashville, TN

Acquired: Was signed to a minor league contract and invited to 2022 Major League spring training camp, December 1, 2021.

Contract: Signed through the 2022 season and under team control through 2024.

Non-Roster

CAREER HIGHLIGHTS

- While playing for Class AA San Antonio in 2017 was an MiLB.com Padres Organization All-Star and a mid- and post-season Texas League All-Star.
- In 2017 led the Texas League with 20 saves in 26 chances.
- In 2019, made his first Major League Opening Day roster and finished the season ranked among the Padres' bullpen leaders in opponents' batting average (.187, 2nd), holds (16, 2nd) and apps (51, 3rd).
- In 2019, his 36.2% swing-and-miss rate was the highest on the Padres' staff.
- Made his Major League debut in an 11-5 Padres win on 8/7/18 at Mil by retiring all 3 batters faced.
- Earned his first Major League victory in a 3-1 Padres win on 7/6/19 at Dodger Stadium.
- Earned his only Major League save in a 7-6 Padres win on 4/11/19 at Ari.
- Missed 2020 Spring Training with right shoulder inflammation that eventually led to "Tommy John" surgery in July to repair the torn ulnar collateral ligament in his right elbow.
- While recovering from the July 2020 right elbow surgery missed most of the 2021 season, except for 3 rehabilitation apps at the Padres' Arizona Complex League affiliate from 8/14-8/23.

2021 SEASON

- Missed most of the season while recovering from July 2020 "Tommy John" surgery to repair the torn ulnar collateral ligament in his right elbow.
- From 8/14-8/23 made 3 rehab apps, including 1 start, at the Padres' Arizona Complex League affiliate.
- Following the season elected free agency.
- On 12/1 was signed by the Reds to a minor league contract with an invitation to 2022 Major League spring training camp.

PERSONAL: Graduated from Bob Jones High School in Madison, Alabama, where he threw 5 shutouts and 3 no-hitters...in 2012 was named Huntsville (AL) Pitcher of the Year and ASWA All-State 6A first team...pitched at Auburn University.

WINGENTER'S CAREER TRANSACTIONS

- Was selected by the Padres in the 17th round of the June 2015 first-year player draft.
- On 10-day injured list with a right shoulder strain, May 5-18, 2019.
- On 10-day injured list with a torn ulnar collateral ligament in his right elbow, July 20-remainder of the season, 2020; was transferred to the 60-day injured list, July 31.
- On 60-day injured list while recovering from July 2020 right elbow surgery, 2021 season; included a rehabilitation assignment at ACL Padres, August 14-26.
- Elected free agency, November 30, 2021.
- Was signed by the Reds to a minor league contract with an invitation to 2022 Major League spring training camp, December 1, 2021.

Career Pitching

Yr	Club	W-L	ERA	G	GS	CG	SHO	SV	IP	H	R	ER	HR	BB	SO	WP	BK
15	AZL Padres - R	1-1	2.79	6	0	0	0	0	9.2	10	7	3	0	3	5	4	0
	Tri-City - A	0-1	12.00	6	0	0	0	0	9.0	14	12	12	0	4	11	0	0
16	Fort Wayne - A	1-0	0.82	8	0	0	0	4	11.0	6	3	1	0	2	14	1	1
	Lake Elsinore - A	2-1	2.03	30	0	0	0	4	44.1	36	10	10	0	17	46	2	0
	San Antonio - AA	0-0	0.00	1	0	0	0	1	3.0	0	0	0	0	1	5	1	0
17	San Antonio - AA	2-1	2.45	49	0	0	0	^ 20	47.2	33	16	13	6	19	64	6	0
18	El Paso - AAA	3-3	3.45	40	0	0	0	4	44.1	29	19	17	4	24	53	4	0
	San Diego	0-0	3.79	22	0	0	0	0	19.0	13	8	8	3	11	27	1	0
19	Amarillo - AA	0-1	54.00	1	0	0	0	0	0.2	2	4	4	1	1	1	0	0
	El Paso - AAA	0-0	0.00	3	0	0	0	1	3.1	1	0	0	0	0	7	0	0
	San Diego	1-3	5.65	51	1	0	0	1	51.0	34	32	32	5	28	72	4	0
21	ACL Padres - R	1-0	0.00	3	1	0	0	0	3.0	1	0	0	0	1	6	0	0
Major Totals		1-3	5.14	73	1	0	0	* 1	70.0	47	40	40	8	39	99	5	0
Minor Totals		10-8	3.07	147	1	0	0	34	176.0	132	71	60	11	72	212	18	1

^ Led Texas League in saves. * Only Major League save on 4/11/19 for SD at Ari (7-6 win)

SINGLE-SEASON CAREER HIGH STREAKS

Scoreless Streak By Game: 6g, 4/20-4/30, 2019; Scoreless Streak By Inning: 6.1ip, 4/20-4/30, 2019;

Winning Streak: None; Losing Streak: 2g, 7/14-7/18, 2019



KYLE
ZIMMER

RHP
50

Age: 30 Ht.: 6-3 Wt.: 225 Bats: R Throws: R ML Service: 2.064

Born: 9/13/91 Birthplace: San Francisco, CA Resides: La Jolla, CA

Acquired: Was signed to a minor league contract and invited to Major League spring training camp, March 21, 2022.

Contract: Signed through the 2022 season and under team control through 2025.

Non-Roster

CAREER HIGHLIGHTS

- Was selected by the Royals in the first round (5th overall) of the June 2012 first-year player draft. Was signed by Max Valencia.
- Was Class AAA Omaha's Pitcher of the Month for July 2019.
- While with KC, was rated by *Baseball America* the Royals' No. 2 (2013), No. 1 (2014), No. 4 (2015), No. 2 (2016) and No. 10 (2017) prospect.
- Did not pitch in 2018...spent 6 months on a data-driven strength program at Driveline Baseball Facility in Seattle.
- In 2017 missed nearly 2 months of the season with a right shoulder injury.
- In May 2016 was diagnosed with Thoracic outlet syndrome and missed the rest of the season recovering from surgery.

2021 SEASON

- Made his third consecutive Opening Day roster for the Royals.
- Made a career-high 52 apps surrounding 2 stints on the 10-day injured list, from 4/29-5/17 with a left trapezius strain and from 8/4-8/22 with neck/trapezius spasms.
- Induced 13 double plays, including 12 as a reliever to tie StL's T.J. McFarland for the most GDP by a reliever in the Major Leagues.
- In a 4-3 win on 4/11 at WSox threw a scoreless 10th inning, stranding the automatic runner at second base, to earn his first Major League save.
- In the seventh inning on 7/10 at Cle struck out his younger brother, Bradley.
- The Zimmers became the 11th set of brothers since 1970 to face each other in a batter vs pitcher matchup...6 of the 10 previous matchups featured brothers who were pitchers but hit against each other, and the other 4 were position player vs pitcher duels...the latter group includes Colin and Brian Moran (once in 2019), Colby and Cory Rasmus (once in 2013), Julio and Ruddy Lugo (twice in 2007) and George and Ken Brett (many times from 1976-79).
- The brothers faced each other again on 9/27 at Cle, and Bradley homered in the eighth inning...was the fourth time since 1900 a player homered off his brother...Joe Niekro homered off Phil on 5/29/76, Rick Ferrell homered off Wes in 1933, and George Stovall homered off Jesse in 1904.

PERSONAL: In 2009 graduated from La Jolla (CA) High School...attended the University of San Francisco, where as a freshman he moved from infielder to pitcher...in 2011 he led USF with 89 strikeouts...was 2-time All-West Coast Conference and was on the USA Baseball Golden Spikes Award watch list...studied business at USF and was on the 2012 All-WCC All-Academic team...father, Eric, played baseball at UC-San Diego, while his mother, Cathy, ran track at San Diego State...younger brother, Bradley, was a first-round pick of the Indians in 2014 (21st overall).

ZIMMER'S CAREER TRANSACTIONS

- Was selected by the Royals in the first round (5th overall) of the June 2012 first-year player draft. Was signed by Max Valencia.
- Was released by the Royals, April 5, 2018.
- Was re-signed by the Royals to a minor league contract, April 9, 2018.
- Was declared a minor league free agent, November 2, 2018.
- Was re-signed by the Royals to a 1-year contract through the 2019 season, January 4, 2019.
- On 60-day injured list with right elbow neuritis, September 23-remainder of the season, 2020.
- On 10-day injured list with a left trapezius strain, April 29-May/17, 2021; included a rehabilitation assignment at Omaha, May 12-17.
- On 10-day injured list with neck/trapezius spasms, August 4-22, 2021; included a rehabilitation assignment at Omaha, August 11-22.
- Was signed by the Reds to a minor league contract and invited to Major League spring training camp, March 21, 2022.

Career Pitching

Yr	Club	W-L	ERA	G	GS	CG	SHO	SV	IP	H	R	ER	HR	BB	SO	WP	BK
12	AZL Royals - R	1-0	0.90	3	3	1	1	0	10.0	5	1	1	0	0	13	0	0
	Kane County - A	2-3	2.43	6	6	0	0	0	29.2	34	15	8	1	8	29	1	3
13	Wilmington - A	4-8	4.82	18	18	1	1	0	89.2	80	54	48	9	31	113	5	0
	NW Arkansas - AA	2-1	1.93	4	4	0	0	0	18.2	11	4	4	2	5	27	0	0
14	Idaho Falls - R	0-0	1.93	6	5	0	0	0	4.2	5	1	1	0	4	5	0	0
15	Lexington - A	1-0	1.13	9	0	0	0	0	16.0	11	3	2	1	6	21	2	0
	NW Arkansas - AA	2-5	2.81	15	7	0	0	3	48.0	42	20	15	4	14	51	1	0
16	Wilmington - A	0-1	1.93	2	2	0	0	0	4.2	3	1	1	0	4	9	1	0
	NW Arkansas - AA	0-1	0.00	1	1	0	0	0	1.0	1	1	0	0	2	2	0	0
17	NW Arkansas - AA	0-0	2.25	1	1	0	0	0	4.0	6	1	1	0	0	6	1	0
	Omaha - AAA	0-0	5.79	20	2	0	0	3	32.2	35	21	21	4	16	34	0	0
19	Kansas City	0-1	10.80	15	0	0	0	0	18.1	28	22	22	2	19	18	2	0
	Omaha - AAA	2-4	4.33	37	12	0	0	1	54.0	46	30	26	6	33	52	2	0
20	Kansas City	1-0	1.57	16	1	0	0	0	23.0	14	4	4	0	10	26	2	0
21	Kansas City	4-1	4.83	52	2	0	0	2	54.0	46	32	29	7	30	46	9	0
	#Omaha - AAA	1-1	3.00	8	0	0	0	0	9.0	7	3	3	0	4	11	1	0
Major Totals		5-2	5.19	83	3	0	0	2	95.1	88	58	55	9	59	90	13	0
Minor Totals		15-24	3.66	130	61	2	2	7	322.0	286	155	131	27	127	373	14	3

Injury rehab

SINGLE-SEASON CAREER HIGH STREAKS

Scoreless Streak By Game: 12g, 4/23-6/9, 2021; **Scoreless Streak By Inning:** 12.2, 4/23-6/13, 2021;
Winning Streak: 4g, 4/18-7/2, 2021; **Losing Streak:** None

TWITTER HANDLES

Almora Jr. @albertalmora	Marinan @marinan_james
Antone @TejayAntone	McLain @matmclain
Aquino @Aristide_Aquino	Moran @morancolin92
Arnsberg KArnsberg28	Moustakas @Moose_8
Bailey @BBailey_19	Naquin @TyNaquin
Bauers @JakeBauers11	O'Brien @RileyObrien
Cessa LuisCessaMX	Okey @Chris_Okey
DeShields @DelinoDeShields	Overton @Coverton6
Diehl @RealDeal11	Pham TphamLV
Farmer @kFarm17	Cr. Pérez @Cris_Perez18
Fraley @jfral_23	Querecuto @junielquerecuto
Friedl @TJFriedl_1	Robinson Crob_20
Greene @HunterGreene17	Santillan @tony_santi19
Hendrix @RyanHendrix11	Schrock @mschrock94
Hoffman @HOFF_23	Senzel @LISenzii
India @JonathanIndia	Sims @LSims_
Jagers @ericjagers	Solano @donovansolano17
Knapp @theknappyboy5	Solomon @SoloJared11
Kuhnel @JoelKuhnel	T. Stephenson ... @Tyler_Step22
Lively @BenLively19	Valles @RolandoValles4
Lodolo @nicklodolo	Warren @arthur_warren
Lopez @alejo_lopez9	Williamson @therealwill
Mahle @tylermahle	Wingenter @treywing16

MAJOR LEAGUE SERVICE TIME

Pitchers	Catchers
Antone 2.000	Garcia 2.036
Ashcraft 0.000	Knapp 5.000
Bailey 1.064	Kolozsvary 0.014
Castillo 4.101	Okey 0.000
Cessa 4.131	Robinson 0.000
Diaz 0.000	Stephenson 1.056
Diehl 0.144	Infielders
Dowdy 0.123	Barrero 0.129
Dunn 2.020	Bauers 2.100
Duarte 0.000	Córdoba 1.095
Farmer 5.018	Drury 5.001
Godley 4.125	Farmer 3.129
Greene 0.000	Hernández 0.000
Gutierrez 0.127	India 1.000
Hendrix 0.097	Lopez 0.029
Hoffman 3.105	McLain 0.000
Kuhnel 0.065	Moran 4.107
Lively 0.159	Moustakas 10.111
Lodolo 0.000	Querecuto 0.011
Mahle 4.018	Santana 0.000
Marinan 0.000	Solano 6.081
Minor 10.138	Schrock 1.013
Moreta 0.012	Votto 14.027
O'Brien 0.006	Outfielders
Overton 0.054	Akiyama 2.000
Sanmartin 0.007	Almora Jr. 4.153
Santillan 0.090	Amburgey 0.035
Sims 3.014	Aquino 2.005
Solomon 0.000	Cedrola 0.000
Strickland 6.033	Cerda 0.000
Warren 0.146	Dawson 0.007
Williamson 0.000	Fraley 1.097
Wingenter 3.053	Friedl 0.016
Wilson 9.035	Naquin 5.033
Zimmer 2.064	Pham 6.107
	Senzel 2.150

BIRTHDAYS

January	
8	Jeff Hoffman
12	Lorenzo Cedrola
12	Aramis Garcia
February	
5	Nick Lodolo
6	Riley O'Brien
11	Graham Ashcraft
19	Joel Kuhnel
20	Buck Farmer
24	Cristian Santana
March	
5	Ben Lively
8	Tommy Pham
23	Art Warren
April	
2	Brandon Williamson
5	Jose Barrero
13	Miguel Hernández
15	Dauri Moreta
15	Reiver Sanmartin
15	Tony Santillan
15	Trey Wingenter
16	Shogo Akiyama
16	Albert Almora Jr.
21	Zack Godley
22	Aristides Aquino
24	Tyler Naquin
25	Luis Cessa
May	
5	Alejo Lopez
10	Lucas Sims
19	Ronnie Dawson
25	Jake Fraley
June	
10	Jared Solomon
29	Nick Senzel
July	
16	Phillip Diehl
24	Connor Overton
August	
6	Hunter Greene
6	Matt McLain
14	TJ Friedl
16	Tyler Stephenson
17	Kyle Farmer
18	Justin Wilson
21	Brandon Drury
September	
4	Mark Kolozsvary
10	Joey Votto
11	Mike Moustakas
13	Kyle Zimmer
18	Vladimir Gutierrez
19	Juniel Querecuto
22	Justin Dunn
24	Hunter Strickland
28	Alex Diaz
29	Tyler Mahle
October	
1	Colin Moran
6	Jake Bauers
10	James Marinar
12	Max Schrock
19	Brandon Bailey
24	Trey Amburgey
November	
9	Andrew Knapp
24	Allan Cerda
December	
4	Daniel Duarte
5	Tejay Antone
6	Allen Córdoba
12	Luis Castillo
14	Chuckie Robinson
15	Jonathan India
16	Ryan Hendrix
17	Donovan Solano
26	Mike Minor
29	Chris Okey

2022 NOTES





SCOUTING AND PLAYER DEVELOPMENT

IF/OF Jose Barrero received the 2021 Sheldon "Chief" Bender Award as the organization's Minor League Player of the Year. He was named the Reds' Minor League Hitter of the Year in 2019, the previous full minor league season. Following the 2021 campaign, Barrero was a Baseball America Class AAA All-Star, a Baseball America Minor League All-Star second teamer and an MiLB.com Organization All-Star for the third time in his 3 minor league seasons. He finished last season rated #21 on Baseball America's Top 100 Prospects List. Entering the season rated the organization's top prospect, in 85 minor league appearances at Class AA Chattanooga and Class AAA Louisville Barrero hit .303 with 19 doubles, 1 triple, 19 HR and 66 RBI. Rated by Baseball America the best defensive infielder among Reds minor league players, last year Barrero made 80 of his 85 minor league starts at shortstop but for the Reds made 7 of his 18 starts in center field. In the bottom of the first inning of the 2021 SiriusXM All-Star Futures Game at Coors Field, he hit a solo HR that traveled 426 feet with an exit velocity of 104mph.

2022 SCOUTING DEPARTMENT
PROFESSIONAL SCOUTING

Rob Coughlin Senior Director, Professional Scouting
 Cam Bonifay Special Assistant to GM, Player Personnel
 "J" Harrison Special Assistant to the GM
 Marty Maier Special Assistant to the GM
 John Morris Special Assistant to the GM
 Jeff Schugel Special Assistant to the GM
 Gary Glover Professional Scout
 Joe Jocketty Professional Scout
 Ben Jones Professional Scout
 Mick Mattaliano Professional Scout
 Jeff Morris Professional Scout
 Terry Reynolds Scouting Consultant
 Steve Roadcap Professional Scout
 Rob Fidler Manager, Pacific Rim Scouting
 Dan Kim Scout, South Korea
 Jamey Storvick Scout, Pacific Rim
 Ryo Shinkawa Consultant, Japan
 Daniel Beattie Professional Scouting Analyst

AMATEUR SCOUTING

Joe Katuska Director, Amateur Scouting
 Paul Pierson Assistant Director, Amateur Scouting
 Midwest Cross Checker

CROSS CHECKERS

Bill Byckowski East Coast / Canada Cross Checker
 Nick Christiani Pitching Analyst
 Rex De La Nuez West Coast Cross Checker
 Jerry Flowers National Cross Checker
 Will Harford National Cross Checker
 Mark McKnight National Cross Checker
 Greg Zunino Southeast Cross Checker

SCOUTING SUPERVISORS

Charlie Aliano North Carolina, South Carolina
 Rich Bordi Northern California, Reno
 Sean Buckley Florida
 John Cetrini ME, NH, VT, RI, CT, MA, NJ, NY, E. Canada
 Dan Cholowsky AZ, NM, UT, CO, WY, Las Vegas, El Paso
 Andrew Fabian South Florida
 Tyler Gibbons Ohio, Indiana, Kentucky, Michigan
 Jerel Johnson Georgia, Southern Alabama
 Mike Keenan Kansas, Nebraska, Missouri, Oklahoma
 Brandon Marr WA, OR, ID, MT, Western Canada
 Mike Misuraca Southern California, Hawaii
 Jimmy Moran Central California
 Mike Partida South Texas, Louisiana
 Jonathan Reynolds Tennessee, Mississippi, North Alabama
 Paul Scott North Texas, Arkansas
 Andy Stack Illinois, Wisconsin, Iowa, Minnesota, ND, SD

INTERNATIONAL SCOUTING

Trey Hendricks Senior Director, International Scouting
 Greg McMillin Assistant Dir., Player Develop & Intl Scouting
 Hernán Albornoz Director, South America Scouting
 Emmanuel Cartagena Director, Caribbean Scouting
 David Espinosa International Cross Checker
 Matt Gaski International Cross Checker
 Boomer Prinstein International Cross Checker
 Phil Stringer International Cross Checker
 Dargello Lodowica Caribbean Cross Checker
 Ricardo Quintero Supervisor, Venezuela
 Jose Diaz Coordinator, Dominican Republic
 Matt Everingham Scout, Australia
 Donald Lutz Scout, Australia
 Brian Armbrister Scout, Bahamas
 Jean Tome Scout, Brazil
 Jose Valdelamar Scout, Colombia
 Luis Aguero Video Scout, Dominican Republic
 Edgar Melo Scout, Dominican Republic
 Victor Nova Scout, Dominican Republic
 Samuel Pimentel Scout, Dominican Republic
 Jenfry Del Rosario Scout, Dominican Republic
 Ryan Schurman Scout, Europe
 Alex Ahumada Scout, Mexico
 Evert-Jan 't Hoen Scout, Netherlands
 Gustavo Martinez Scout, Nicaragua
 Concepción Rodríguez Scout, Panama
 German Arteaga Scouting Assistant, Venezuela
 Aguido Gonzalez Scout, Venezuela
 Miguel Montero Video Scout, Venezuela
 Ivan Mora Scout, Venezuela
 Victor Serrano Scout, Venezuela

AMATEUR BASEBALL LIAISONS

Bill Killian Stanwood, MI
 Denny Nagel Cincinnati, OH
 Lee Seras Greer, SC
 Juan Silva Yobucoa, Puerto Rico

VIDEO

Kevin Buckley Video Scout
 Eddie Lehr Video Scout / Analyst


Barton Scout of the Year Award

Andy Stack Named 2021 Winner

Upper Midwest Scouting Supervisor **Andy Stack** is the 2021 recipient of the **Barton Scout of the Year Award**, presented annually to the Reds amateur scout who exemplifies the spirit of 3 generations of scouting excellence in the Barton family (Larry Sr., Larry Jr., Jeff). The award recognizes not only scouting excellence but also thorough coverage, work ethic, loyalty, dedication and professionalism.

Stack joined the Reds full-time in November 2009 after a stint as a part-time scout and covers Illinois, Wisconsin, Iowa, Minnesota, North Dakota and South Dakota.

Previous winners of the award were West Coast Cross Checker **Rex De La Nuez** (2017), Scouting Supervisor **Ben Jones** (2018), Southeast Cross Checker **Greg Zunino** (2019) and Scouting Supervisor **Jeff Brookens** (2020).

Professional Scouting



Rob Coughlin



Cam Bonifay



"J" Harrison



Marty Maier



John Morris



Jeff Schugel



Gary Glover



Joe Jockey



Ben Jones



Mick Mattaliano



Jeff Morris



Terry Reynolds



Steve Roadcap



Rob Fidler



Dan Kim



Jamey Storvick



Ryo Shinkawa



Daniel Beattie

Amateur Scouting



Joe Katuska



Paul Pierson

Cross Checkers



Bill Byckowski



Nick Christiani



Rex De La Nuez



Jerry Flowers



Will Harford



Mark McKnight



Greg Zunino

Scouting Supervisors



Charlie Aliano



Rich Bordi



Sean Buckley



John Ceprini



Dan Cholowsky



Andrew Fabian



Tyler Gibbons



Jerel Johnson



Mike Keenan



Brandon Marr



Mike Misuraca



Jimmy Moran



Mike Partida



Jonathan Reynolds



Paul Scott



Andy Stack



IN MEMORIAM

Jeff Brookens
1952-2022

International Scouting



Trey Hendricks



Greg McMillin



Hernán Albornoz



E. Cartagena



David Espinosa



Matt Gaski



Boomer Prinstein



Phil Stringer



Dargello Lodowica



Ricardo Quintero



Jose Diaz

Video



Kevin Buckley



Eddie Lehr

2022 PLAYER DEVELOPMENT DEPARTMENT

PLAYER DEVELOPMENT

Shawn Pender Vice President of Player Development
 Jeremy Farrell Director of Player Development
 Greg McMillin .. Asst. Dir. of Player Development / Intl Scouting
 Eric Davis Special Assistant, Player Performance
 Bill Doran Special Assistant, Player Performance
 Mario Soto Special Assistant, Player Performance
 Melissa Hill Baseball Administration Coordinator
 Mitchell Bonds Minor League Video Coordinator
 Edgar Ferreira ... Minor League Video & Technology Specialist

ARIZONA OPERATIONS

Mike Saverino Arizona Operations Manager
 Branden Croteau . Arizona Ops Player Development Specialist

ARIZONA OPERATIONS EQUIPMENT STAFF

Jonathan Snyder Minor League Equipment Manager
 John Bryk Minor League Clubhouse Assistant

FIELD COORDINATORS

Chris Tremie Field Coordinator
 Luis Bolivar Academies Coordinator
 Joel Noboa Latin America Field Coordinator
 Dave Hansen Hitting Coordinator
 Jim Rickon Hitting Coordinator
 Bryan Conger Pitching Coordinator
 Casey Weathers Pitching Coordinator
 Corky Miller Catching Coordinator
 Jose Nieves Infield Coordinator
 Kevin Mahar Outfield / Baserunning Coordinator
 Simon Mathews Rehab Pitching Coordinator

DOMINICAN REPUBLIC ACADEMY

Juan Peralta Academy Director, Latin America
 Julio Justo Latin America Operations Assistant
 Raul Aquino Latin America Clubhouse Manager
 Antonio Perez Latin America Operations Assistant

HEALTH & PERFORMANCE

Geoff Head Senior Director of Health & Performance
 Aaron Cunanan Director of Applied Sports Science
 Patrick Serbus Director of Minor League Athletic Training
 Dr. Vanessa Shannon Director of Mental Skills
 Clete Sigwart Athletic Training Manager
 Manuel Lopez Latin America Medical Coordinator
 Leah Reitmayer Minor League Nutrition Coordinator
 Oscar Gutierrez Minor League Mental Skills Coach
 Will Gilmore Strength & Conditioning Coordinator
 Danny Escobar Assistant S & C / Rehab Coordinator
 Dylan Suarez Applied Sports Science Coordinator
 Becky Schnakenberg Manager of Wellness & Education
 Dan Adams Major League Applied Sports Scientist
 Ethan Stewart Applied Biochemist
 Alex Plum Major League Physical Therapist / Rehab Coord.
 Eric Gonzalez Assistant Rehab Coordinator
 Garrett Valls Minor League Physical Therapist
 Cody White Affiliate Performance Coach
 Terry Tatum II Affiliate Performance Coach
 Neal Gursky Affiliate Performance Coach



Shawn Pender



Jeremy Farrell



Greg McMillin



Eric Davis



Bill Doran



Mario Soto



Melissa Hill



Mitchell Bonds



Edgar Ferreira



Mike Saverino



Branden Croteau



Jon Snyder



John Bryk



Raul Aquino



Antonio Perez

PLAYER DEVELOPMENT COORDINATORS

CHRIS TREMIE - Field Coordinator

Chris Tremie is in his fourth season in the organization after 12 years as a member of the Cleveland's player development staff, managing at every level in the Indians' system. He spent the shortened 2020 COVID-19 season assigned to the Reds' alternate spring training site in Mason, Ohio. Chris' minor league managerial career began in 2006 for the GCL Indians, where he also served as the organization's catching coordinator. He also managed at Lake County (2007), Kinston (2008-2009), AZL Indians (2010), Akron (2011-2012) and Columbus (2013-2018). He won the Eastern League championship with Akron in 2012 and the Governors' Cup title while with Columbus in 2015. Tremie played professionally for 14 seasons in 6 organizations (Chicago-AL, Philadelphia, Texas, Pittsburgh, Florida, Houston). He made his Major League debut with the White Sox in 1995 and played professionally through 2005 before retiring and starting his coaching and managing career. His son, Cade, was drafted by the Indians in the 35th round in 2015. Chris and wife Percilla reside in the Houston area with children Cade, Reagan, Page and Kaden.


LUIS BOLÍVAR - Academies Coordinator

Luis Bolívar is in his 10th season on the player development coaching staff, his third as academies coordinator. He oversees all on-field baseball activity at the Goodyear complex and at the Dominican Republic Academy and assists field coordinator Chris Tremie with the planning and execution of mini-camps. Luis spent the shortened 2020 COVID-19 season assigned to the Reds' alternate spring training site in Mason, Ohio. Bolívar spent the 2017-2019 seasons as the manager at Class A Dayton. Following the 2017 season, Bolívar was named by Baseball America the best manager prospect in the Midwest League. Prior to his managerial duties, he spent 3 seasons as Dayton's hitting coach. In 2013, he served as the hitting coach for the Rookie AZL Reds. Bolívar played 11 professional seasons in the Padres, Reds and Braves systems. From 2002-2009, he appeared at every level in the Reds' minor league chain. On April 7, 2008, while with Chattanooga at Montgomery, Bolívar became only the 11th player in Southern League history to produce 6 hits in a game. He also played in the Venezuelan League, where during the 2006-2007 season he earned the league's rookie of the year honors. Bolívar finished his playing career in 2010 and lives near Dayton in Vandalia, OH with wife Kelly, daughters Kamryn, Luisa and Zoey and son Enzo.


JOEL NOBOA - Latin America Field Coordinator

Joel Noboa is in his 17th season in the organization. He began his coaching career with the Reds as Dominican Republic field coordinator and also managed for 2 seasons in the Dominican Summer League. During the 2018 off-season, he served as bench coach for Tigres Del Licey in the Dominican Winter League. In 2011, he was named Latin America field coordinator / Latin liaison, overseeing the Dominican Republic and Venezuelan player development operations. Joel also travels to the Reds' minor league affiliates and works with the Latin players in the hitting and mental aspects of the game. He has also served as the hitting coach for Tigres Del Licey in the Dominican Winter League. Noboa spent 4 seasons in the Diamondbacks' organization after signing in 1997. He also played in the Red Sox and Expos' systems. He lives in Santo Domingo with wife Sorange, daughters Nashla (14) and Ashley (10) and son Joel Isaac (6).


DAVE HANSEN - Hitting Coordinator

Dave Hansen is entering his first season with the organization and will serve in a hitting coordinator role alongside Jim Rickon. Hansen most recently was a hitting coordinator for USA Baseball following 3 seasons (2018-2020) as the minor league hitting coordinator for the Giants. He also spent 7 years as hitting coach on the Major League staffs of the Dodgers (2011-2012), Mariners (2013) and Angels (2014-2017). Hansen began his coaching career with Arizona, where he served as a hitting coach and hitting coordinator (2007-2010). Selected by the Dodgers in the second round of the June 1986 amateur draft, he made 1,230 Major League appearances over 15 seasons for Los Angeles (1990-1996, 1999-2002), Chicago Cubs (1997), San Diego (2003-2004) and Seattle (2004-2005). He also played 1 season in Japan with the Hanshin Tigers (1998). Hansen and wife Julie live in southern California with their 3 children and 2 grandchildren.


JIM RICKON - Hitting Coordinator

Jim Rickon (RICK-un) is entering his first season with the organization and will serve in a hitting coordinator role alongside Dave Hansen. Prior to joining the Reds, Rickon spent the previous 23 years in the Indians' player development and scouting departments. From 2018-2021 he analyzed potential player trades and free agent acquisitions for Cleveland's professional scouting and player acquisition department, from 2015-2017 he was the Indians' minor league hitting coordinator, in 2014 he was the hitting coach for their International League Midwest Division champion Columbus affiliate, and from 2002-2013 Jim served as a minor league hitting coach at Class AA Akron, high Class A Kinston, low A Lake County and short-season Mahoning Valley, which won the New York-Penn League championship in 2004 and the Carolina League title in 2006. He was a catcher in the Indians' minor league system from 1999-2002. Jim lives in Hudson, OH with wife Cassie, son Mason and daughters Avery and Campbell.



BRYAN CONGER - Pitching Coordinator

Bryan Conger is in his second season in the organization. Under Major League pitching coach and director of pitching Derek Johnson, he will work with Casey Weathers, also a minor league pitching coordinator, in communicating to minor league pitchers and coaches the overall vision of the pitching department while helping facilitate and drive initiatives, curriculum and content. The Reds' pitching coordinators are charged with ensuring that their minor league pitchers receive individualized instruction on a clearly illustrated path to the Major Leagues and collaborating with every discipline to ensure that all resources are used to develop evolving organizational standards and practices for pitchers to improve mechanics, fundamentals and the quality of their pitches. Conger spent the 2019 and 2020 seasons with the Texas Rangers organization, first as pitching coach for the Rangers' Arizona League team in 2019 and then as a roving pitching instructor/coach. Prior to joining the Rangers, Bryan had a distinguished college coaching career, most prominently as head baseball coach at Tarleton State University (2008-2018). He also served as an assistant coach/recruiting coordinator at the University of Utah (2003-2008), head coach at Cloud County Community College (2002-2003) and assistant coach/recruiting coordinator at Lamar Community College (2000-2002). Bryan holds bachelor's degree in communications and a master's degrees in education from Tarleton State University.



CASEY WEATHERS - Pitching Coordinator

Casey Weathers is in his third season in the organization, his first as a pitching coordinator in the player development system. Under Major League pitching coach and director of pitching Derek Johnson, he will work with Brian Conger, also a minor league pitching coordinator, in communicating to minor league pitchers and coaches the overall vision of the pitching department while helping facilitate and drive initiatives, curriculum and content. Weathers spent the 2020 and 2021 seasons as rehabilitation coach / Arizona Complex League development coach. He was hired by the Reds after working at Optimum Athletes in Sacramento, CA. Casey pitched for 9 seasons with the Rockies, Cubs, Rays and Indians organizations after he was selected in the first round of the June 2007 first-year player draft by Colorado out of Vanderbilt. He pitched for Team USA on multiple occasions and finished his playing career in 2017 as a member of the American Association's Fargo-Moorhead Redhawks.



CORKY MILLER - Catching Coordinator

After a 17-year professional playing career, Corky Miller is in his eighth season as a roving catching instructor in the Reds' minor league system. During the 2015-2018 seasons, in addition to his roving duties, he worked as Class A Dayton's catching coach. Miller played in parts of 11 Major League seasons with the Reds, Twins, Red Sox, Braves and White Sox. He also played in 10 seasons for Class AAA Louisville, a franchise record. Miller retired as Louisville's all-time leader with 548 games played and 99 doubles. Following the 2000 season he was voted the "player you want most in your clubhouse" and the "player who will make the best future manager" in a *USA Today Baseball Weekly* poll of his Southern League peers. In a 2003 poll of International League managers, Miller was named the league's best defensive catcher. In 2013, at age 37, Corky became the oldest Reds player to start a game at catcher since 37-year-old Bob Scheffing in 1951. On August 31, 2014 at Louisville Slugger Field, the Bats retired #8. It was the first uniform number retired by the Louisville franchise.



JOSE MIGUEL NIEVES - Infield Coordinator

Jose Nieves is in his 14th season in the organization, his third as the infield coordinator after 11 seasons as a minor league manager. In his current role, he is responsible for developing both individualized instruction for each Reds minor league infielder and organization-wide standards and practices for all infielders. His managerial resume includes stops in the Reds' minor league system at the Venezuelan Summer League (2009-2010), AZL Reds (2011-2012, 2016-2019) and Class A Dayton (2013-2015). In addition to his managing duties in Venezuela, he also worked there as the scouting supervisor (2009) and as field coordinator for the Reds Academy (2010). From 1998-2002, Nieves appeared in 212 Major League games as an infielder with the Cubs and Angels. Nieves, 46, resides in Buckeye, AZ with wife Norellys and children Jocsirellys, Jocsellys, Mirellys and Jose Jr..



KEVIN MAHAR - Outfield / Baserunning Coordinator

Kevin Mahar is in his ninth season in the Reds organization, his first as minor league outfield / baserunning coordinator. In 2020 and 2021, he was assigned to the coaching staff at Class AAA Louisville. Mahar spent the shortened 2020 season at the Reds' alternate spring training site in Mason, Ohio. He spent the previous 3 years (2017-2019) as Class A Dayton's bench coach. He returned to the Reds organization in 2017 after working in private business in 2016. Kevin served as Class A Daytona's hitting coach in 2015, a role he also held for Rookie level Billings in 2013 and 2014. The former outfielder in the Texas and Philadelphia organizations played in parts of 7 professional seasons, including 7 games in the Major Leagues for the Rangers in 2007. He collected his first big league hit on May 17, 2007 off Tampa Bay's Scott Kazmir. Mahar is a graduate of Indiana University and earned second-team All-Big Ten honors in 2004. He resides in Jasper, Indiana with wife Atalie and children Malik, Stella, Nash and Cecilia.


SIMON MATHEWS - Rehab Pitching Coordinator

Simon Mathews is in his second season in the organization, his first as rehab pitching coordinator. In 2021, in his first season as a professional coach oversaw and implemented the Reds' pitching program at the Dominican Republic Academy. Before joining the organization in 2021, he was director of pitching at Push Performance in Tempe, AZ and an online trainer at Driveline Baseball. In both roles, Simon designed throwing programs for pitchers, with an emphasis on improving movement patterns and velocity, and promoted arm health. Simon pitched in the Angels organization for 3 seasons (2017-2019), including stints at Triple-A Salt Lake in 2018 and 2019. He is a 2017 graduate of Georgetown University, where he pitched after transferring from Temple University, and twice was selected to the Big East All-Academic team. In his senior season at Georgetown, he established a single-season school record for strikeouts. Simon has a bachelor of arts degree in political economy with minors in Spanish and Portuguese.

DOMINICAN REPUBLIC ACADEMY

JUAN PERALTA - Latin America Academy Director

Juan Peralta is in his 19th season with the organization and serves as the Latin America Academy Director. As the long-time director of the Reds' academy in the Dominican Republic, under his supervision the organization produced Major Leaguers Johnny Cueto, Juan Francisco and Aristides Aquino. Juan is responsible for the day-to-day administration of the Dominican Academy complex, but he also has served roles as a scouting supervisor and in player development in Latin America. He is on the board of directors of the Jose B. autista Foundation, which helps young Dominican baseball players earn sport scholarships to American universities. A graduate of Troy State University USA, where he received a baseball scholarship, Juan lives in Santo Domingo, DR with wife Veronica and children Sebastian and Miranda.


JULIO JUSTO - Latin America Operations Assistant

Julio Justo in his second season in the organization and third year in professional baseball. In 2020, he assisted Major League Baseball's International Baseball Operations department with special projects, including showcases for the Trainer Partnership Program, in the Dominican Republic and other Central American countries. In May 2019, Justo graduated from Southern Wesleyan University with a bachelor of science degree in business administration. He lettered in baseball all 4 years at SWU and ended his career among the school's all-time career leaders in doubles, HR and RBI. Julio was the team's captain during his 2018-2019 senior season.

HEALTH AND PERFORMANCE

CLETE SIGWART - Manager of Athletic Training, ATC

Clete Sigwart is in his 13th season in the organization, his third in the position of manager of athletic training. He spent the previous 8 years with the Arizona League Reds and will remain based out of the Goodyear complex. Sigwart previously worked in Goodyear (2010, 2013), Class A Bakersfield (2011) and Rookie Billings (2012). He was voted by his peers the Athletic Trainer of the Year in 1997 in the Florida State League, in 2011 in the California League and in both 2013 and 2018 in the Arizona League. In 2013, he was named Minor League Athletic Trainer of the Year and was a finalist for that award again in 2018. In September 2012, Clete worked with Team Germany during the 2013 World Baseball Classic's qualifying round and worked with Team Venezuela in the March 2017 WBC. In 2014, Clete served on the medical staff for the U.S. team at the SiriusXM All-Star Futures Game in Minneapolis and for the second straight year worked for Bravos de Margarita in the Venezuelan Winter League. In 2017 he worked for Licey in the Dominican Winter League. Before joining the Reds, Sigwart spent 10 seasons in the Phillies' minor league system and in 1999 worked for Aguilas in the Venezuelan Winter League. In 1992, he also worked for the Sacramento Attack of the Arena Football League. A graduate of Ponderosa High School in Shingle Springs, CA, Sigwart earned a bachelor's degree in physical education from California State University, Sacramento. Clete lives in Litchfield Park, AZ with his wife, Tacie, and daughter, Haley. Their son, Blake, served 4 years in the U.S. Air Force.


MANUEL LOPEZ - Latin America Medical Coordinator, ATC, CSCS, M.S.

Manuel Lopez is in his second season in the organization after spending 14 seasons with the Orioles, including the last 12 years (2009-2020) in a similar coordinator role. He will serve the Reds as the coordinator for all international scouting medical topics. Lopez is in his 18th year in professional baseball, including positions with the Dodgers in 2004 as a Gulf Coast League strength and conditioning intern at Vero Beach, with the Rangers in 2005 as a Midwest League strength and conditioning intern at Class A Clinton and with the Orioles in 2006 as an assistant athletic trainer/strength and conditioning coach at Class A Aberdeen. Originally from Waukegan, IL, he graduated in 2004 from Rockford College with a bachelor's degree in exercise science and in 2006 from the University of California at Pennsylvania with a master's degree in science and rehabilitation exercise.



LEAH REITMAYER - Minor League Nutrition Coordinator, M.S., RD

Leah Reitmayer is in her third season in the organization and serves as coordinator of minor league nutrition. She is a registered dietitian, ServSafe certified, ISAK Certification Level 1 and a member of the Collegiate & Professional Sports Dietitians Association. Reitmayer has worked at Auburn University, IMG Academy, Miramar Marine Corps Base and the University of Southern California. She graduated from Missouri State University in 2017, received her graduate certificate in dietetics from Louisiana Tech in 2018 and a master's degree in science in nutrition from Louisiana Tech.



OSCAR GUTIERREZ - Minor League Mental Skills Coach, M.S., LAC, CMPC

Oscar Gutierrez is in his first season in the organization. He will provide mental skill education to minor league players and staff, aid with the integration and application of mental skills into daily training routines for players and provide additional mental toughness and psychological support with players and staff at all player development levels. Oscar has 5 years' experience with the Indians in the mental skills space, covering multiple minor league levels, including the Dominican Republic, Arizona, Low A and High A. Along with his bilingual capabilities, Oscar has formal training in mental skills as well as mental health counseling, giving the potential for expanded comprehensive psychological support for the Reds minor league system.



WILL GILMORE - Strength & Conditioning Coordinator, M.S., CSCS, RSCC

Will Gilmore is in his third season in the organization after 5 seasons in the Royals' organization, where he worked as a minor league strength and conditioning coach at multiple levels (2015-2019). He spent the 2020 season with the Reds in Goodyear, serving as Rehabilitation Strength and Conditioning Coordinator. For 2 off-seasons before joining the Reds, Will worked as a strength and conditioning coach for Major League Baseball's International Development Program, traveling abroad to Brazil, France and Sweden to teach players and coaches best practices of strength and conditioning. He is entering his second year overseeing all strength and conditioning for the players in the Reds' entire minor league system.



DANNY ESCOBAR - Assistant Strength & Conditioning / Rehab Coordinator, CSCS, RSCC

Danny Escobar is in his first season in the organization after having spent the previous 7 years within the strength and conditioning department of the Angels. He began his professional baseball as an affiliate-level coach from 2015-2017 and then spent in 2018 as the introductory return to performance coordinator. From 2019-2021, just prior to joining the Reds, he was the Angels' minor league strength and conditioning coordinator. Escobar competed in the short sprints as a collegiate athlete for Paradise Valley Community College before earning a degree in exercise science from Northern Arizona University (2014). Danny resides in Phoenix with his fiancé, Steffani, and their dog, Beth.



DYLAN SUAREZ - Applied Sports Science Coordinator, PhD(c), CSCS, USAW-2

Dylan Suarez is in his first season with the organization. He joins the Reds after spending 6 months working for the UFC Performance Institute as a sport science intern. He previously held the roles of lead sport scientist and assistant coach (2019-2021) for East Tennessee State Universities' collegiate weightlifting program and applied sport scientist (2017-2019) for the ETSU Olympic training site. Dylan currently is completing his Ph.D. in sport physiology and performance and a graduate certificate in data analytics at ETSU, where he also completed his master's degree in applied sport science in 2019.



BECKY SCHNAKENBERG - Manager of Wellness & Education, MC, LPC

Becky Schnakenberg is in her fourth season in the organization, her 25th year in professional baseball. Through her company, she previously provided counseling and education services to multiple teams, including the Reds. She earned a bachelor's degree in Spanish and a master's in counseling and is a licensed professional counselor. Becky is the author of multiple language-learning baseball books, one of which is featured in a permanent exhibit in the Baseball Hall of Fame and Museum in Cooperstown.



DAN ADAMS - Major League Applied Sports Scientist

Dan Adams is in his second season in the organization's Health & Performance Department, his first in his current role. In 2021, he was the Coordinator of Health and Performance - Program Integration. Prior to joining the Reds, he worked as a strength and conditioning coach for University of British Columbia Baseball, sports scientist for the Seattle Mariners and most recently as manager of high performance at Driveline Baseball. The Canadian native received his degree in kinesiology from the University of British Columbia. He'll play a major role in the organization's pursuit of enhancing capabilities to leverage objective data to glean greater insights into health and performance correlations (KPI's) to on-field performance and injury. Dan will also be involved in data sharing reports/visualizations through the club's athlete management system. Additionally, he'll help assess

the effectiveness of the organization's current and future systems/process analysis within H&P and will assist in providing continued education to H&P staff on how to best take that information to the system's field staffs and players. Adams will work out of Cincinnati during the season and out of the team's facility in Goodyear in the off-season.


ETHAN STEWART - Applied Biochemist

Ethan Stewart is in his first season in the organization after spending the 2020 and 2021 seasons with the Orioles as their player performance facilitator. Prior to his time in Baltimore, he spent 2 years as the sports science intern in the Gulf Coast League for the Rays and taught biomechanics at the collegiate level. Originally from Carrollton, KY, Stewart obtained his bachelor's degree in kinesiology and his master's degree in kinesiology (biomechanics) from the University of Kentucky. He currently is completing his doctoral work in exercise science (biomechanics) at Mississippi State University. Stewart lives in Peoria, AZ with his wife, Megan.


ALEX PLUM - Major League Physical Therapist / Rehab Coordinator, PT, DPT, CSCS

Alex Plum is in his first season as a full-time member of the organization. In 2017, he completed a clinical rotation with the Reds at their player development complex in Goodyear. In addition to his duties as physical therapist for the Major League team, in the off-season Plum will assist the rehabilitation department in Goodyear. Before joining the Reds, Plum spent the past 4 seasons in the Phillies' player development department as a minor league physical therapist and then minor league rehabilitation coordinator. Plum grew up in Killingworth, CT and went on to attend Northeastern University, where he earned a bachelor's degree in rehabilitation science and a doctorate degree in physical therapy in 2017.


ERIC GONZALEZ - Assistant Rehab Coordinator, PT, DPT

Eric Gonzalez is in his second season in the organization. He previously worked as physical therapist at Drayer Rehab Institute and Shelby Baptist Medical Center in Birmingham, AL. Eric played professionally for 6 years, including 3 in the Padres' organization and reaching AAA. He played for Spain in the 2013 World Baseball Classic. Gonzalez received his undergraduate degree in exercise science from the University of South Alabama and his doctorate of physical therapy from Samford University. Born in Tenerife, Spain, Eric lives in Goodyear with wife Samantha and daughters Gabriela and Sofia.


GARRETT VALLS - Minor League Physical Therapist, PT, DPT, SCS

Garrett Valls is in his first season in the organization. He joined the Reds after 2 years as a physical therapist on the human performance team of the 56th Fighter Wing at Luke Air Force Base in Glendale, Arizona. Previously, Garrett was the rehabilitation coordinator for the Blue Jays and completed an upper extremity athlete fellowship with the Royals / ATI Physical Therapy. The native of Kennebunk, Maine earned his bachelor's degree in rehab science from Northeastern University in 2015 and his doctorate of physical therapy, with a concentration in sports medicine and strength and conditioning, from Northeastern in 2016. Valls became a board certified sports clinical specialist in 2018, following completion of ATI Physical Therapy's sports physical therapy residency. He lives in Phoenix, Arizona.


CODY WHITE - Affiliate Performance Coach, CSCS, CPT

Cody White is in his first season in the organization. He will be assigned to one of the Reds' minor league affiliates. White spent the previous 3 years as the director of player development at Building Champions Baseball Academy in Kansas City. The southern California native graduated from California State University-Bakersfield with a bachelor's degree in kinesiology while playing baseball for the Roadrunners. He also played at Pittsburg State University, where he earned a master's degree in science, health, human performance and recreation. After college, he pitched for 2 seasons in the American Association. White lives in Kansas City.


TERRY TATUM II - Affiliate Performance Coach, M.S.

Terry Tatum II is in his first season in the organization. He will be assigned to one of the Reds' minor league affiliates. In his role in the player development department, Tatum will provide insight, development and athlete monitoring in the specialties of athletic training, strength and conditioning, mental skills, sport science and data collection. He previously was the director of player development at the University of Memphis (2019-2020) and a graduate assistant at the University of Tennessee (2017-2019). Terry received his master's degree in kinesiology, with emphasis in sport psychology and motor behavior, from the University of Tennessee and a bachelor's degree in psychology from the University of Memphis.


NEAL GURSKY - Affiliate Performance Coach, CSCS

Neal Gursky is in his first season in the organization. The certified strength and conditioning coach will be assigned to one of the Reds' minor league affiliates. In 2013, Gursky received his bachelor's degree from SUNY Cortland in kinesiology/fitness development, then spent 2 years at Professional Athletic Performance Center in Garden City, Long Island, New York before completing his master's degree in sports science in 2017 from Hofstra University. He spent the 2018 season as a sports science intern for the Brewers before returning to a full-time position at Professional Athletic Performance Center, where he trained minor league players, travel baseball organizations and varsity and junior varsity teams at Sacred Heart Academy. He is a native of Bellmore, Long Island, New York.

2022 AFFILIATES



LOUISVILLE BATS - AAA

401 East Main St., Louisville, KY 40202
(502) 212-2287 * www.batsbaseball.com

Class / League / Season AAA / Triple-A East / 23rd
Stadium Louisville Slugger Field
President Greg Gaiette
Manager Pat Kelly
Pitching Coach Seth Etherton
Hitting Coach Alex Peláez
Bench Coach Dick Schofield
Game Planning / Outfield Coach Mike Jacobs
Athletic Trainer Steve Gober
Seasonal Athletic Trainer Sam Klein
Strength & Conditioning Coach Kenny Matanane

DAYTON DRAGONS - ADVANCED A

P.O. Box 2107, Dayton, OH 45401
(937) 228-2287 * www.daytondragons.com

Class / League / Season A / High-A Central / 23rd
Stadium Day Air Ballpark
President & General Manager Robert Murphy
Manager Bryan LaHair
Pitching Coach Brian Garman
Hitting Coach Daryle Ward
Bench Coach Juan Samuel
Athletic Trainer Wade Hebrink
Strength & Conditioning Coach Daniel Donohue

ARIZONA COMPLEX LEAGUE REDS - ROOKIE

3125 S. Wood Blvd., Goodyear, AZ 85338
(623) 932-6590

Class / League / Season Rookie / AZ Complex Lg / 13th
Stadium Goodyear Ballpark
Manager Julio Morillo
Pitching Coach Elmer Dessens
Pitching Coach Fred Corral
Hitting Coach Jason Broussard
Bench / Infield Coach Anthony Manuel
Bench / Assistant Hitting / Outfield Coach Luis Terrero
Athletic Trainer Sam Tedtman
Athletic Trainer Lauren Powers
Strength & Conditioning Coach Joel Canacoo
Strength & Conditioning Coach Haley Ouellette

CHATTANOOGA LOOKOUTS - AA

201 Power Alley, Chattanooga, TN 37402
(423) 267-2208 * www.lookouts.com

Class / League / Season .. AA / Double-A South / 4th & 25th
Stadium AT&T Field
President Rich Mozingo
Manager Jose Moreno
Pitching Coach Rob Wooten
Hitting Coach Eric Richardson
Game Planning / Catching Coach Nate Irving
Athletic Trainer Ryan Ross
Strength & Conditioning Coach Trey Strickland

DAYTONA TORTUGAS - A

105 E. Orange Ave., Daytona Beach, FL 32114
(386) 257-3172 * www.DaytonaTortugas.com

Class / League / Season A / Low-A Southeast / 8th
Stadium Jackie Robinson Ballpark
General Manager Jim Jaworski
Manager Gookie Dawkins
Pitching Coach Todd Naskedov
Hitting Coach Darryl Brinkley
Bench Coach Lenny Harris
Outfield / Baserunning Coach Jefry Sierra
Athletic Trainer Josh Hobson
Strength & Conditioning Coach Kyle Laughlin

DOMINICAN SUMMER LEAGUE REDS - ROOKIE

Baseball City, Boca Chica, Dominican Republic

Class / League Rookie / Dominican Summer
Stadium Reds Baseball Academy
Latin America Academy Director Juan Peralta
Manager Gustavo Molina
Pitching Coach Rayner Oliveros
Pitching Coach David Rosario
Hitting Coach José León
Bench / Catching Coach Juan Ballara
Infield Coach Luis Hernandez
Athletic Trainer Jaime de los Santos
Athletic Trainer Keila Treviño
Strength & Conditioning Coach Rafael Hernandez
Strength & Conditioning Coach Eduardo Garcia
Wellness Coach Rafael Castillo
Applied Sports Science Tech Carlos Fernandez

PLAYER DEVELOPMENT STAFFS

Louisville (AAA)

**PAT KELLY - Manager**

Pat Kelly returns for a fourth consecutive season as a manager at the minor league level after spending most of the 2018 season as Jim Riggleman's bench coach in Cincinnati. According to the MiLB Office, his career record as a minor league manager is 1,820-1,927. In a 10-0 victory vs Nashville on 8/13/21 at Louisville Slugger Field, Kelly was credited with his 1,800th career victory. Through the 2021 season, he is 1 of just 4 minor league managers with at least 1,800 wins (Buddy Bailey 2195, Rick Sweet 2101, Tom Kotchman 1944). Former Louisville manager Rick Sweet was skipper at Nashville for Kelly's milestone win. Kelly began the 2018 season as the manager at Class AAA Louisville but was promoted to the Major League staff on April 19, when Riggleman was named the Major League team's interim manager. In 2019 Kelly returned to manage Chattanooga, where he served as Lookouts skipper from 1993-1994. From 2015-2017, Kelly spent 3 years managing Class AA Pensacola. He also managed in the Reds' system at Class A Bakersfield in 2014 and from 2011-2013 at Rookie Billings, where he was 2012 Pioneer League Manager of the Year. In 2010 Kelly was the manager at Class A Lynchburg, and prior to that he spent the majority of 3 seasons as manager of the Rookie GCL Reds as well as director of Florida on-field operations and as a roving catching instructor. He began those duties in 2007 but left the post on July 3 of that season when Reds interim manager Pete Mackanin hired him as a bench coach. Kelly returned to his operations position full-time in 2008. In both 2010 and 2016, Pat was named Puerto Rican Winter League Manager of the Year. Kelly has spent 31 seasons managing in the minor leagues for 16 teams, including Richmond (2003-05), Syracuse (1999-2000), Ottawa (1997-98), Harrisburg (1995-96), Chattanooga (1993-94), Indianapolis (1991-92), Rockford (1991), Las Vegas (1990), Wichita (1988-89), Reno (1987) and Charleston (1986). He also served as pitching coach with Glens Falls (1985), the GCL White Sox ('84) and Niagara Falls ('83). Kelly was a catcher in the Angels, Blue Jays, Braves and White Sox systems and reached the majors in 1980 with Toronto. Pat, 66, resides in Sarasota, FL.

**SETH ETHERTON - Pitching Coach**

Seth Etherton is in his seventh season coaching in the Reds organization, his second at Class AAA. He also served as pitching coach in the Reds' system for Rookie Billings (2016-2017), Class A Dayton (2018-2019) and Class AA Chattanooga (2020). From 2013-2015, Seth was a Division I college pitching coach at the University of San Francisco. Before his coaching career, Etherton was the Angels' first-round draft pick in 1998 (18th overall) and went on to play in parts of 4 big league seasons with the Angels, Reds, A's and Royals. He also pitched in Mexico, Taiwan, Korea, Venezuela and the Dominican Republic before retiring in 2013. Etherton, 45, pitched at the University of Southern California. He lives in the Orange County, CA city of Monarch Beach with wife Summer and their 4 children.

**ALEX PELÁEZ - Hitting Coach**

Alex Peláez is in his 14th season in the organization, his second as the hitting coach at Class AAA Louisville after spending the previous 4 years in that role at advanced Class A Daytona. In 2019, his Tortugas batters led the Florida State League in hitting. Prior to his time in Daytona, he spent 3 seasons as the hitting coach at Class AA Pensacola. From 2011-2013, Alex served as the hitting coach at Class A Dayton and in 2010 performed the same duties for the Rookie level Billings Mustangs. In 2009, his first season as a professional coach, he was the hitting instructor for the Rookie GCL Reds. Alex served as hitting coach for Team Mexico in the 2017 World Baseball Classic and in the 2016 WBC Qualifiers. A 1998 draft pick for San Diego out of San Diego State University, Peláez went on to play 8 minor league seasons for the Padres, Angels and Reds. He made his Major League debut in 2002, appearing in 3 games for San Diego. The former infielder collected his first Major League hit on May 16, 2002 off the Mets' Al Leiter. Alex, 45, resides in Chula Vista, CA.

**DICK SCHOFIELD - Bench Coach**

Dick Schofield is in his 10th season in the organization, his third as bench coach with Louisville after a 1-year stint in 2021 as a development coach at Class A Daytona. He was expected to manage the Tortugas in 2020 until the COVID-19 pandemic canceled the minor league season. Schofield also spent the 2018 and 2019 seasons with Louisville. In 2018, he began the season as the Bats' bench coach but took over as Louisville's manager after Pat Kelly was promoted to the Major League staff on April 19. Schofield served as Class AA Pensacola's bench coach in 2017 and hitting coach in 2013. In 2016 for the Class A Dayton Dragons, Dick served as manager, a position he also held at rookie Billings from 2014-2015. Before joining the Reds, Schofield worked in the Angels' minor league system as a hitting coach for their rookie league AZL team (2007-2010) and Class A Inland Empire (2011). He was the Halos' roving infield coordinator in 2012. The former shortstop played 14 Major League seasons with the Angels, Mets, Blue Jays and Dodgers and led the American League in fielding percentage 4 times. Schofield played on the Angels' 1986 Western Division championship club, hitting .300 in that year's ALCS against the Red Sox, and was a member of Toronto's 1993 World Series championship team. In Game 3 of that '86 ALCS, he belted a home run off Dennis "Oil Can" Boyd. A native of Springfield, IL, Schofield was selected by the Angels in the first round (third overall) of the 1981 draft. He resides in Camdenton, MO and has 4 children.



MIKE JACOBS - Game Planning / Outfield Coach

Mike Jacobs is in his first season in the organization. He spent the previous 5 years as a manager in the player development department of the Marlins for their Batavia (2017-2018), Clinton (2019), Jupiter (2020, COVID-19 season) and Beloit (2021) affiliates. The former first baseman originally was selected by the Mets in the 38th round of the June 1999 first-year player draft and spent 18 years playing professional baseball, including 7 seasons with the Mets, Marlins, Royals and Diamondbacks. Jacobs made his Major League debut with the Mets on 8/21/05 vs Wsh by hitting a pinch-hit, 3-run HR off Estaban Loaiza in his first career plate appearance. He lives in Chula Vista, CA with wife Vanessa along with twin daughters Havana and Isabella and younger daughters Sophia and Juliana.



STEVE GOBER - Athletic Trainer, ATC

Steve Gober is in his seventh season in the organization, all assigned to the Bats. During the 2020 COVID-19 season, Steve worked at the Reds' alternate training site in Mason, Ohio. For 3 seasons from 2013-2015 he was an assistant athletic trainer on the Washington Nationals' Major League staff after serving the previous 7 seasons (2006-2012) as that organization's minor league medical and rehabilitation coordinator. Gober also has been involved in the development and implementation of rehab programs for Major League players. His tenure with Washington included stints with the Brevard County Manatees (2002-2004) and Potomac Nationals (2005). Steve entered professional baseball in 1999 as strength and conditioning intern for the Class A Capital City Bombers in the Mets organization, then served as New York's minor league strength and conditioning coordinator from 2000-2001. He served as a CSCS and athletic training consultant for the SK Wyverns of Korean Baseball after the 2000 season and as athletic trainer for Peoria of the Arizona Fall League in 2004. During the 2000-2004 off-seasons, he worked in physical therapy clinics and served as an athletic trainer for several high schools in the Washington, D.C. and northern Virginia areas. Steve was on an educational board as an industry advisory council member for American Public University and spoke at several youth and collegiate sports organizations. He presented at the 2013 injury prevention workshop in Washington, D.C. and at PBATS' 2017 spring training seminar. Gober played golf and baseball at Shenandoah University while earning a degree in kinesiology/sports medicine in 1998. He enjoys archery hunting, gardening and is a collector of fine wines. Steve resides in Pennsylvania with wife Michelle and their 3 daughters.



KENNY MATANANE - Strength & Conditioning Coach, M.S., RSCC*D, CSCS, USAW

Kenny Matanane is in his first season in the organization, his ninth in professional baseball. He spent the previous 7 years (2015-2021) as a strength and conditioning coach in the Phillies' player development system. Matanane also brings a broad range of strength and conditioning experience from several different programs, including the University of Washington (2005), Seattle Seahawks (2008-10), Pittsburgh Pirates (2011) and Washington State University (2011-15). He earned a master's degree in health and human performance (2007) and a bachelor's degree in exercise science (2005) from Central Washington University. Originally from Bremerton, WA, Kenny and his wife Janette currently reside in Clearwater, FL.

Chattanooga (AA)



JOSE MORENO - Manager

Jose Moreno is in his third season in the organization and his first at Class AA Chattanooga. He spent the 2021 season as manager at Class A Dayton after working in 2020 assigned as manager of the Reds' rookie Arizona League affiliate in Goodyear. Prior to joining the Reds, Jose spent 19 years with the Mariners organization, managing at multiple levels (most recently at short-season Class A Everett) and serving as Latin American field coordinator for 4 seasons. He also spent 5 seasons as the third base coach with Cardenales de Lara in the Venezuelan Winter League (2005-2009) and 3 seasons with that team as manager, including back-to-back Venezuelan Winter League championship years in 2019 and 2020.



ROB WOOTEN - Pitching Coach

Rob Wooten is in his second season as a professional coach and second at Class AA Chattanooga. A righthanded pitcher from the University of North Carolina, Wooten enjoyed an 11-year playing career, including 3 seasons in the Major Leagues with the Brewers (2013-2015). He spent the last 3 years of his professional career in the Reds' minor league system. Wooten appeared at every level in the minor league system and also pitched in the prestigious Arizona Fall League (2009), Dominican Winter League (2016-17) and Venezuelan Winter League (2012-13). He missed the entire 2010 season after undergoing "Tommy John" surgery on his right elbow. He recovered and made his Major League debut on July 26, 2013 in the Brewers' 8-3 loss to the Rockies at Coors Field. The first big league batter Wooten faced was Todd Helton, who collected an RBI-single. Two innings later, he fanned Helton for his first Major League strikeout. Rob, 36, resides in Sanford, NC with wife Katie, daughter Markie (8), and sons Winston (6) and Wicker Wrigley (3).


ERIC RICHARDSON - Hitting Coach

Eric Richardson is in his first season in the organization, his ninth as a professional coach. He spent the previous 2 years running his own select baseball organization that highlighted more than 250 players. Richardson also has coaching experience in the Phillies (2003-2006) and White Sox (2016-2019) player development systems, including stints as a hitting coach for Lakewood (2004), GCL Phillies (2005), Batavia (2006) and Great Falls (2017-2019). He was a coach on the Arizona Fall League championship team in 2004 and Great Falls' 2018 Pioneer League championship club. Selected by the White Sox in the fifth round of the June 1991 draft, he made his professional debut at age 18 and played for 7 seasons (1991-1997) in their organization. In 1993, Richardson led the South Atlantic league with 47 stolen bases as Defensive Player of the Year. He lives in Austin, TX and has 2 children, son Cameron (24) and daughter Erika (18).


NATE IRVING - Game Planning / Catching Coach

Nate Irving is in his fourth season in the organization, his first working for a minor league affiliate. He was hired during spring training of 2019 and spent 3 seasons as bullpen catcher on manager David Bell's Major League coaching staff, working in various capacities. Before joining the organization, he served as the graduate assistant baseball coach at the University of Virginia, where he worked on the integration of analytics into player and team development. Irving was selected by the Diamondbacks in the 34th round of the June 2014 first-year player draft and spent time in the Pirates' minor league system before playing in the independent Frontier League with the Sussex County Miners and the Atlantic League with the Long Island Ducks and New Britain Bees. He attended the University of Virginia from 2012-2014, where he was an All-ACC Academic honoree, 2013 Team USA Collegiate National Team invitee, 2014 All-ACC and NCAA College World Series All-Tournament selection. During the off-season, Irving resides in Scottsdale, AZ. He is on Twitter and Instagram as @nateirving.


RYAN ROSS - Athletic Trainer, M.S., ATC, CSCS

Ryan Ross is in his sixth season with the organization, his seventh in professional baseball, and his first at Class AA Chattanooga. He spent the 2017-2018 seasons with the Reds' rookie league affiliates in Greenville and Billings and worked at Class High-A Daytona in 2019. In the 2020 COVID-19 season, Ross was the contact tracer for the Major League team and then in 2021 worked for Class High-A Dayton. He began his career in professional baseball in 2016 with the Los Angeles Angels in their player development system. Before working in professional baseball, Ryan served as the primary athletic trainer for the baseball and women's soccer programs at St. John's University, and in 2013 he worked for the NFL's New York Jets as a season-long intern. He earned his bachelor and master's degrees from Seton Hall University. Ryan resides in Matawan, NJ with his wife, Alexis.


TREY STRICKLAND - Strength & Conditioning Coach, M.S., CSCS-RSCC, SFG-1

Trey Strickland is in his eighth season with the organization, his third assigned as the strength and conditioning coach for Class AA Chattanooga. During the shortened 2020 COVID-19 season, Trey worked at the Reds' alternate training site in Mason, OH. He spent the 2019 season at advanced Class A Daytona and worked the 2018 and 2017 seasons as strength and conditioning coach for Class A Dayton. Trey was the strength and conditioning assistant for the Major League club in 2015 and strength and conditioning coach for Rookie Billings in 2016. Prior to working in professional baseball, Strickland coached baseball and strength and conditioning for the Darton State College Cavaliers in Albany, GA. He received his bachelor's degree in exercise and sport science from the University of Georgia in 2013 and his master's degree in sport and fitness management from Troy University in 2015. Trey lives in Biggers, Arkansas.

Dayton (Advanced A)

BRYAN LAHAIR - Manager

Bryan LaHair is in his fifth season in the organization, his first at high Class A Dayton. He made his professional coaching debut in 2018 as the hitting coach at rookie league Billings and in 2019 managed the Mustangs to a post-season berth. He was expected to return as rookie league Billings manager in 2020 until the COVID-19 pandemic canceled the season, and in 2021 he managed the Arizona Complex League Reds. The 2012 National League All-Star played in parts of 3 big league seasons with the Mariners (2008) and Cubs (2011-2012). Selected by Seattle in the 39th round of the June 2002 first-year player draft, he was named Mariners Minor League Most Valuable Player in 2006. In 2011, he was named Cubs Minor League Player of the Year, MVP of the Pacific Coast League, received the Joe Bowman Award after leading all minor league players in home runs, was named a Baseball America All-Star as the DH and was voted *Baseball America's* winter leagues Player of the Year. Three times played for Team USA's national team (2005 World Cup, 2006 regional Olympics qualifier, 2007 Olympics qualifiers). LaHair made his Major League debut

for Seattle on July 18, 2008 vs Cleveland and collected his first career hit 3 days later vs Boston, a single off Daisuke Matsuzaka. The Worcester, MA native amassed 164 home runs and a .288 batting average over 1,081 career minor league games. In 2013, Bryan played for the Fukuoka Soft Bank Hawks in Japan's Pacific League. Before playing professionally, he was recognized by Gatorade as the 2000 Massachusetts High School Player of the Year (Holy Name Central High School in Worcester, MA).



BRIAN GARMAN - Pitching Coach

Brian Garman is in his third season in the organization, all assigned as the pitching coach at Class A Dayton. Prior to joining the Reds organization, he spent 2 years as a pitching coach in the Angels' minor league system, for Inland Empire in 2018 and for Orem in 2019. Before working with the Angels, Brian coached at the University of Northwestern Ohio and for the Lima Locos of the Great Lakes Summer Collegiate League. Brian grew up in Wapakoneta, OH, played baseball at the University of Cincinnati and pitched 4 years in the Brewers organization (2010-2013), reaching Class AA in just his second full professional season.



DARYLE WARD - Hitting Coach

Daryle Ward is in his seventh season as a professional coach, his fourth at Class A Dayton. In 2016, he joined the organization as the hitting coach for the rookie level Arizona League Reds before spending the 2017 and 2018 seasons at Dayton. In 2019 and 2020, he was assigned as Chattanooga's hitting coach before returning to the Dragons in 2021. The son of Major League All-Star Gary Ward, Daryle was a career .263 batter over 11 big league seasons with the Astros, Dodgers, Pirates, Nationals, Braves and Cubs. He belted a career high 20 home runs for Houston in 2000. Daryle, 46, was born in Los Angeles and currently resides in Riverside, CA.



JUAN SAMUEL - Bench Coach

Sixteen-year Major League veteran and 3-time all-star Juan Samuel will serve as the bench coach in 2022 for manager Bryan LaHair's high Class A Dayton Dragons. Juan most recently worked as the bench coach for the 2021 Acereros de Monclova in the Mexican League. From 2018-2019, he managed and instructed high school players for the MLB Dream Series initiative. Samuel served on the Phillies' coaching staff from 2011-2017, where he worked as third base coach and as an instructor for outfielders and base runners. Prior to his coaching role with the Phillies, Juan spent 5 seasons on the Orioles' coaching staff, including a stint as Baltimore's interim manager in 2010. He managed in the Mets' system in 2006 at Double-A Binghamton. Samuel began his coaching career in Detroit as the Tigers' first base coach from 1999-2004, before moving to the third base box in 2005. Originally signed by the Phillies as a non-drafted free agent in 1980, Juan finished second to Dwight Gooden in the 1984 National League Rookie of the Year voting. In addition to the Phillies, he played for the Dodgers (1990-92), Royals (1992 & 1995), Reds (1993), Tigers (1994-95) and Blue Jays (1996-98). In 2008, Samuel was inducted into the Phillies Wall of Fame at Citizens Bank Park, and in 2010 he was enshrined in the Hispanic Heritage Baseball Museum and Hall of Fame.



WADE HEBRINK - Athletic Trainer, M.S., ATC, CES

Wade Hebrink is in his sixth season in the organization, his first at advanced Class A Dayton. While at Daytona in 2021, he was awarded the Low-A Southeast Athletic Trainer of the Year by his peers. Hebrink was slated to work at Rookie Greeneville in 2020 until the COVID-19 pandemic canceled the season. He previously worked as the athletic trainer for the rookie level Arizona League Reds and 2 years for the Dominican Summer League team. He was the athletic trainer for the Indios de Mayaguez of the Roberto Clemente Professional Baseball League (Puerto Rican Winter League) during the 2019 and 2020 winter league seasons. The Lake Mills, Iowa native earned his bachelor's degree in athletic training from the University of Northern Iowa in 2014 and master's degree in Exercise Science from Syracuse University in 2016. Hebrink holds certifications in CPR/AED, SASTM, Dry Needling, Blood Flow Restriction rehabilitation and Corrective Exercise Specialist (CES).



DANIEL M. DONOHUE - Strength & Conditioning Coach, M.S., RSCC, PES, CES, CCC, FRC, FMS

Daniel Donohue is in his third season in the organization assigned as the strength and conditioning coach for the Dayton Dragons. His previous work experience includes positions in collegiate and professional baseball. Donohue received internships at the University of Tampa (2014-2016) and Monmouth University (2016-2017) before he was hired as assistant strength coach at Embry-Riddle Aeronautical University (2017-2018). During the 2018 season, he joined the Arizona Diamondbacks as an intern with their NextGen Team working in the Arizona League. In 2019, Donohue was a strength coach with the San Diego Padres in the Dominican Republic. Dan resides in Sea Girt, NJ.

Daytona (Low A)

TRAVIS "GOOKIE" DAWKINS - Manager

Gookie Dawkins is in his eighth season in the organization, his second as manager of the Daytona Tortugas. He was slated to manage Class A Dayton in 2020 before the COVID-19 pandemic canceled the season. Dawkins spent the 2019 and 2018 seasons as manager at rookie league Greenville, piloting the team in its first 2 seasons of existence. In 2017, he was manager Pat Kelly's hitting coach at Class AA Pensacola. Following the 2017 regular season, Gookie performed hitting coach duties in the prestigious Arizona Fall League for Scottsdale. Prior to 2017, he worked as hitting coach for Class A Daytona (2016) and the AZL Reds (2015). Following a 15-year professional playing career, Dawkins in 2015 returned to the organization that selected him in the second round of the June 1997 draft. He spent time playing in the minor league systems of the Reds, Dodgers, Royals, Cubs, Tigers, Pirates, Mariners, Phillies, White Sox and Marlins. He also played in parts of 4 Major League seasons with Cincinnati (1999, 2000, 2002) and Kansas City (2003). He won a gold medal while playing for Team USA in the 2000 Sydney Olympics, a tournament capped by a 4-0 upset of perennial champion Cuba. Travis, 42, resides in Spartanburg, SC.



TODD NASKEDOV - Pitching Coach

Todd Naskedov (nask-uh-duv) is in his first season in the organization. He spent the previous 4 years with the Astros as their rehab pitching coach in West Palm Beach (2018-2020) and as pitching coach at low Class A Fayetteville (2021). Before his stint with the Astros, Naskedov spent over 20 years coaching at the high school or college levels in Arizona, Oregon, Texas and Washington. He also worked with the USA Baseball national team periodically from 2003-2014 and coached abroad in the United Kingdom (2001) and Netherlands (2004). Naskedov has a master's degree in coaching and athletic administration from Concordia University-Irvine and a bachelor's degree in English and secondary education from Western Washington University. He originally is from Kelso, Washington.


DARRYL BRINKLEY - Hitting Coach

Darryl Brinkley is in his seventh season in the organization, his second at Class A Daytona. Before the COVID-19 pandemic canceled the 2020 minor league season, Darryl was scheduled to serve as Class A Dayton's hitting coach. He spent the 2018 and 2019 seasons as the hitting coach at rookie Billings and Greenville. In 2017, he served as bench coach at Class AAA Louisville. Brinkley joined the Reds' player development system in 2016 as hitting coach for the Dominican Summer League team following a stint as hitting coach for the Dodgers' Pioneer League affiliate in Ogden. He began his coaching career in 2010 as the manager of the Yuma Scorpions of the Golden Baseball League and also served as a hitting coach for 4 years in the Mexican League and for 5 seasons in the Mexican Winter League. Darryl signed with the Padres in 1995 after graduating from Sacred Heart University. He played 16 seasons professionally, including 6 minor league seasons with the Padres, Pirates and Orioles and 9 seasons in the independent leagues, where he was named by *Baseball America* the Independent League Player of the Year in 2007 after becoming the first player

to ever bat .400 in the Northern League. As a player, he spent 5 seasons in the Mexican Winter League playing for Cuauhtlan, Mazatlan, Mexicali and Los Mochis and in 2018 was inducted into the Caribbean Series Hall of Fame. Darryl resides in Norwalk, CT with wife Gail and son Darryl Jr..


LENNY HARRIS - Bench Coach

Lenny Harris is in his sixth year as a coach in the Reds' minor league system, his second at Daytona. He spent the 2020 COVID-19 season assigned as the bench coach at Class AA Chattanooga and worked for the Lookouts again in 2021 as development coach. Harris also worked for the AZL Reds in 2017, at Class AA Pensacola in 2018 and at Class A Daytona in 2019, all as bench coach. Harris played for the Reds from 1988-1989 and again from 1994-1998. He was selected by the Reds in the fifth round of the June 1983 draft. Before joining the Reds' player development staff, Lenny spent the previous 5 seasons in the Marlins organization, working as third base coach in 2016 and parts of 2015. He also worked as the Marlins' assistant Major League hitting coach and coached on their Gulf Coast League team. Before joining the Marlins, Lenny spent 3 seasons in the Dodgers organization as a hitting coach at the minor league level. He began his Major League coaching career in 2008 as hitting coach for the Nationals after serving parts of 2 seasons as Washington's minor league field coordinator. Harris played 18 Major League seasons with the Reds, Dodgers, Mets, Rockies, Diamondbacks, Brewers, Cubs and Marlins. He ended his career as Major League Baseball's all-time pinch-hits leader with 212.


JEFFRY SIERRA - Outfield / Baserunning Coach

Jeffry Sierra enters his eighth season as a coach in the organization, his first outside the Dominican Republic Academy. During his 7 seasons at the Reds' DR facility, in addition to his on-field duties he oversaw video operations at the DR facility. Sierra signed with the Reds as an amateur free agent in 2007 and progressed to Class A Dayton as an infielder before converting to a pitcher in his final professional season in 2014. Sierra lives in San Cristobal, DR with wife Rossi, sons Jeffry and Marco and daughter Samirha.



JOSH HOBSON - Athletic Trainer, M.Ed., ATC

Josh Hobson is in his sixth season as a full-time athletic trainer in the organization, his first at Class A Daytona. He spent the 2021 season working with the rookie Arizona Complex League Reds. Josh was slated to work at rookie league Billings in 2020 until the COVID-19 pandemic canceled the season. He spent the 2019 season at rookie Greenville and 2018 at rookie Billings. In 2015, he completed an internship at Billings and in 2016 held a seasonal position at the Reds' Dominican Republic training complex before holding a full-time position there in 2017. Josh graduated in 2015 from the University of Evansville with a bachelor's degree in athletic training and in 2016 from the University of Akron with a master's degree in sports administration. He resides in Courtland, KS.



KYLE LAUGHLIN - Strength & Conditioning Coach, CSCS, RSCC

Kyle Laughlin is in his fifth season of professional baseball, his third in the organization and second straight year at low Class A Daytona. Kyle was slated to work at Rookie Billings in 2020 until the COVID-19 pandemic canceled the season. In 2019, Laughlin served as a strength and conditioning coach for the Rangers' Dominican Summer League affiliate. In 2018, he held internships with both the Arizona Diamondbacks and Texas Rangers. He graduated with a bachelor's degree in kinesiology from Indiana University in 2017. Kyle resides in Indianapolis, IN.

ACL Reds (Rookie)



JULIO MORILLO - Manager

A native of Barinas, Venezuela, Julio Morillo is in his third season in the Reds' player development department and in his first year as a manager. He was the development coach for the rookie Arizona Complex League Reds in 2021. Morillo was expected to serve as bench coach for Rookie Billings in 2020 until the COVID-19 pandemic canceled the minor league season. Instead, he worked as a catching instructor at the Reds' alternate spring training site in Mason, OH. Before embarking on his coaching career, he spent 5 years as baseball operations assistant and Spanish language translator for the Major League team. Julio was signed by the Reds as an undrafted free agent in 2009, after he graduated from Colegio San Juan Bautista de la Salle. After 7 seasons in the organization as a catcher, he joined the front office in 2016 as a member of the Major League team's traveling party in the baseball operations assistant and Spanish language translator role. Morillo resides in Goodyear, AZ with wife Maggie.



ELMER DESSENS - Pitching Coach

Elmer Dessens is in his 10th season in the organization, all as pitching coach for the rookie league team in Goodyear. He pitched in parts of 14 Major League seasons with the Pirates, Reds, Diamondbacks, Dodgers, Royals, Brewers, Rockies, Braves and Mets. Dessens signed with the Pirates as an amateur free agent in 1993. In his Major League debut on June 24, 1996, he started against Hall of Famer Pedro Martinez in Montreal. Dessens went 28-27, 3.94 in 3 seasons as a member of the Reds' staff, including an 11-5 season in 2000, a 200-innings season in 2001 and a year in which he posted an impressive 3.03 ERA in 178 innings in 2002. He appeared in 1 game for the Dodgers in the 2004 NLDS against the Cardinals. Elmer pitched in the Mexican League and Japanese League and appeared in the 2006 World Baseball Classic as a member of Team Mexico. He finished his playing career in 2010 and resides in Hermosillo, Mexico.



FRED CORRAL - Pitching Coach

Fred Corral (corr-AL) is in his first season in the organization. He spent the previous 4 collegiate seasons as the assistant coach (pitching) / recruiting coordinator at the University of Missouri. His resume includes 26 seasons of coaching at the collegiate level (Mizzou, Georgia, Memphis, Tennessee, Oklahoma, Sacramento City College, San Joaquin Delta College) and 3 seasons as a minor league pitching instructor for the Expos (1999) and Dodgers (2000-2001). He began his coaching career in 1993 with the Kenai Oilers of the Alaska Summer League. Corral has helped produce 87 pitchers who signed professional contracts and 9 who played in the Major Leagues, including 2006 top overall pick RHP Luke Hochevar out of the University of Tennessee (Royals). He pitched at San Joaquin Delta Junior College in 1985 and 1986 before transferring to Cal, where in 1988 he helped lead the Bears to their fourth NCAA College World Series appearance. Corral and wife Cynthia live in Ripon, CA with children Kaitlyn Joy (21), Justin Jerome (17) and Jordan Patrick (10). They also raised 2 nieces, Marisa (28) and Chelsea (25), and 2 nephews, Michael (30) and Robert (24).



JASON BROUSSARD - Hitting Coach

Jason Broussard is in his second season in the organization, his first with the rookie Arizona Complex League Reds. In 2021, he oversaw the implementation of the Reds' hitting program in their Dominican Republic Academy, with a special emphasis on developing individualized training plans to encourage efficient, explosive movement patterns and strong offensive fundamentals. Broussard spent the 2019 and 2020 seasons as a coach/scout in the Cardinals' organization following 6 years working as an assistant coach at Eastern Florida State College (2013-2017), where he oversaw hitting, catching and infield play, and at Southern Illinois (2018), where he worked with hitters and catchers. After growing up in Panama, Jason graduated from the University of Central Florida and earned a master's degree in sports science and sports coaching from the United States Sports Academy.



ANTHONY MANUEL - Bench / Infield Coach

Anthony Manuel is in his first season in the organization. Last summer, he was the hitting coach for the Williamsport Crosscutters of the MLB Draft League. The son of former Major League player and manager Jerry Manuel, from 2016-2021 he was as an instructor for MLB Develops, a program that helps organize showcases to highlight the nation's elite high school players. Since 2012, Anthony also has served as the head of baseball operations for the Jerry Manuel Foundation, the United States' first baseball charter school whose mission is to bring urban youth into the game. The former infielder was drafted by the Mets in June 2005 and spent a few seasons in their minor league system, followed by 3 years in the Atlantic League. Manuel was born in Sacramento, CA and still lives there with son Malachi (12) and daughter Namora (9).



LUIS TERRERO - Bench / Assistant Hitting / Outfield Coach

Luis Terrero is in his sixth season in the organization, his first working with the Arizona Complex League Reds. He was a hitting coach in the Reds' player development system in 2017 and 2018 before joining the rookie Greenville staff in 2019. He was expected to return as Greenville's hitting coach in 2020 before the COVID-19 pandemic canceled the 2020 minor league season. In 2021, he worked for the Dominican Summer League Reds in his first professional season as a manager. Originally signed by the Diamondbacks in 1998 as an amateur free agent, the former Reds farmhand spent 19 seasons in professional baseball. Terrero made his Major League debut in 2003 with Arizona and played parts of 5 seasons for the Diamondbacks (2003-2005), Baltimore Orioles (2006) and Chicago White Sox (2007). The outfielder also played 17 seasons in the Caribbean winter leagues and spent 1 year in Japan's NPB. He lives in Santo Domingo, DR with wife Marisol and children Gabriella, Luis Enrique Jr., Jesus Gabriel and Benjamin.



SAMUEL TEDTMAN - Athletic Trainer, M.S., ATC, CSCS

Samuel Tedtman is in his third season as a full-time member of the organization, his first assigned to the Arizona Complex League affiliate. Prior to COVID-19, he was assigned to work as an athletic trainer in the rookie Dominican Summer League but spent that 2020 season assisting the Reds' medical staff at Great American Ball Park and at their alternate workout site at Prasco Park. He did return to his position as DSL athletic trainer in 2021. Tedtman was an intern in the Reds' medical department in 2017 and worked in the Kansas City Royals organization in 2019. He has a bachelor of science degree from Wilmington College, where he played football, and a master's degree in kinesiology from Texas A&M-Kingsville, where he worked with the baseball team. He is also a certified strength and conditioning specialist through the NSCA. Sam currently resides in Louisville, KY.



LAUREN POWERS - Athletic Trainer, M.S., LAT, ATC, CSCS

Lauren Powers is in her fourth season in the organization, her first full-time with the rookie Arizona Complex League Reds following 3 years with the Dominican Summer League affiliate. She previously interned in the Los Angeles Dodgers organization (2017) as well as with the AZL Reds in 2018. She worked with the baseball team at the University of Arizona (2014-2016) and with the football and basketball teams at the University of San Diego (2017-2018). Lauren earned her bachelor's degree in physiology with a minor in nutrition from the University of Arizona and her master's degree in athletic training from Northern Arizona University. She resides in Gilbert, AZ.



JOEL CANACOO - Strength & Conditioning Coach, M.S., RSCC, CSCS, USAW-1

Joel Canacoo is in his third season in the organization, his second with the rookie Arizona Complex League Reds. He was expected to work at rookie league Greenville in 2020 until the COVID-19 pandemic canceled the minor league season. Joel joined the Reds after 5 years at Cal Lutheran University, his alma mater and where he most recently served as an assistant strength and conditioning coach and also as coordinator of the Forrest Fitness Center and Summer Sports Camps. He is an NSCA Registered Strength and Conditioning Coach, an NSCA Certified Strength and Conditioning Specialist (CSCS) and a USA Weightlifting (USAW) Level 1 Sports Performance Coach. He has a bachelor's degree in exercise science from California Lutheran University and masters' degrees in sport science and coaching education from East Tennessee State University and in performance science from Setanta College. Born and raised in Ghana, Joel moved to the United States in 2006 at the age of 13. He lived in New York before moving to Thousand Oaks, CA, where he still lives.



HALEY OUELLETTE - Strength & Conditioning Coach, CSCS

Haley Ouellette (O-let) is in her first season in the organization. She is the owner and lead performance coach of a private training facility, No Name Athletics located in Covington, Ohio, and still serves as weight room coordinator at Covington High School. Ouellette graduated from Covington High in 2014 and played softball for 3 seasons at Ohio University, where she received the Teammate of the Year Award. In 2019, she earned a bachelor's degree of specialized studies in exercise physiology, coaching education and nutrition from Ohio University.

Dominican Summer League (Rookie)



GUSTAVO MOLINA - Manager

Gustavo Molina is in his first season in the organization and his second season as a minor league manager. He managed the Braves' Dominican Summer League team during the 2020 COVID-19 season. Molina has 3 years' experience as a bench coach for championship teams in the Venezuelan Winter League, with Cardenales de Lara in 2019-2020 and with Caribes de Anzoátegui over the last 2 off-seasons (2020-2021, 2021-2022). The former catcher and Venezuelan native played 15 professional seasons, including 26 games in the Major Leagues for the White Sox (2007), Orioles (2007), Mets (2008), Red Sox (2010) and Yankees (2011). Gustavo lives in La Guaira, Venezuela.



RAYNER OLIVEROS - Pitching Coach

Rayner Oliveros is in his first season in the organization. He spent the previous 3 years as a player/coach for the Boucaniers La Rochelle Baseball Club in the French Baseball League. The former righthanded pitcher spent 6 seasons in the minor league organizations of the Royals (2004-2007) and Rays (2009-2010). A native of Venezuela, Oliveros played 8 seasons in the Venezuelan Winter League for Leones del Caracas (2006-2010) and Caribes de Anzoátegui (2011-2013). He was on France's national team roster for the World Baseball Classic qualifiers canceled in 2020 by the COVID-19 pandemic. Oliveros lives in La Rochelle, France with wife Lorena Cuenca.



DAVID ROSARIO - Pitching Coach

David Rosario is in his first season in the organization, his 35th in professional baseball. From 2005-2017 he spent 13 seasons as a pitching coach in the player development department of the Cubs and worked for 8 playoff teams, including league champions Daytona (2008), Kane County (2014) and Myrtle Beach (2015). His 2014 Kane County club received the Minor League Team of the Year award. In 2019-2020, Rosario was the pitching coach for Caribbean World Series champion Dominican Republic and held that same position with Puerto Rico during that 2020-2021 prestigious winter league tournament. Overall, from 2006-2021 he worked as a pitching coach for several Winter League playoff teams in Puerto Rico, Venezuela, Mexico and Dominican Republic, winning league championships in Venezuela (Aragua, 2007-2008), Dominican Republic (Cibaeñas, 2016-2017) and Puerto Rico (Caguas, 2020-2021). From 1986-1993, the lefthander pitched in the minor league systems of the Cubs, Yankees and Expos and later pitched in the Mexican League and independent Atlantic League. Rosario attended Ohio Dominican College in Columbus.


JOSÉ LEÓN - Hitting Coach

José Geraldo León Vega is in his first season in the organization. He spent the previous 4 years in the Cardinals' player development system as hitting coach for their Dominican Summer League team (2018) and then as manager at short-season Class A State College (2019-2020) and low Class A Palm Beach (2021). Selected by the Cardinals in the 22nd round of the June 2000 draft, at the July 2000 trade deadline the former infielder was sent to the Orioles for Will Clark and cash and from 2002-2004 made all 88 of his Major League appearances for Baltimore. He spent the last 2 months of the 2005 season in the minor league system of the Reds. He also played in the Mexican League, Atlantic League and Chinese Professional Baseball League with stops in Puerto Rico, Mexico, Taiwan and Venezuela. Born in Cayey, Puerto Rico, León was selected for the World team in Major League Baseball's 2000 All-Star Futures Game and was a Mexican League All-Star in 2006 and 2007. He has a 15-year-old son, Ian Luis.


JUAN BALLARA - Bench / Catching Coach

Juan Flores Ballara is in his first year in the organization. He spent the previous 24 seasons (1998-2021) in the Diamondbacks' player development system, including 9 years as manager and 15 years as catching instructor for their rookie Dominican Republic Academy team in Boca Chica. From 1990-1996 he played in the Cardinals' minor league system, then in 1997 played in his final professional season for the Rays' Class AA affiliate. From 1993-1997, he also played in the Dominican Winter League with Tigres Del Lince (1993-1996) and Toros Del Este (1997). Juan has 4 sons and 4 daughters, ages 3 to 26 years old.


LUIS HERNANDEZ - Infield Coach

Luis Hernandez is in his first season in the organization and his first working in the Dominican Summer League. He previously managed La Guaira Lanceros in the Venezuelan Summer League. Prior to his managing stint at La Guaira, Hernandez coached infield, first base and third base coach with the Cardenales De Lara and Tiburones de La Guaira. He also coached in the Royals' player development system from 2018-2020. The former infielder played 15 years professionally, and from 2007-2012 he made 122 Major League apps for the Orioles, Royals, Mets and Rangers. He also spent time in the minor league systems of the Braves, Indians and Angels and played in the independent leagues for the Wichita Wingnuts of the American Association League and Bridgeport Bluefish of the Atlantic League. Hernandez, 37, resides in Lara, Venezuela with wife Maria and children Ashley (14), Alessandro (12) and Luis (2).


JAIME DE LOS SANTOS - Athletic Trainer, Rehabilitation, CPT

Jaime de los Santos is in his fifth season with the organization as an athletic trainer assistant for the Dominican Summer League Reds. He previously worked with the Dominican Association of Rehabilitation (2009-2017) and with the Cardiac Rehabilitation Department, Cedimat (2017). Jaime received his bachelor's degree in rehabilitation with a focus on physical therapy from the Catholic University Santo Domingo. He's married with 2 children and lives on the east side of Santo Domingo City, DR.


KEILA TREVIÑO - Athletic Trainer, MAT, LAT, ATC

Keila Treviño joined the organization during spring training in March 2022. The Brownsville, Texas native is a 2021 graduate of Texas Tech University Health Sciences Center, where she received her master's degree in athletic training. She will be assigned to work with the Reds' Dominican Summer League team in Boca Chica. In 2021, she worked with athletic training program students across Texas and Arkansas as the student senate chair for the Southwest Athletic Trainers' Association. She has experience working with high school, Division 1 volleyball and Division 2 softball athletes.



RAFAEL HERNANDEZ - Strength & Conditioning Coach, USAW, FMS, FRC

Rafael Hernandez is in his 10th season in the organization, all as a strength and conditioning coach in the Dominican Republic for the organization's baseball academy and rookie Dominican Summer League teams. In 2020, he graduated with a bachelor's degree in education from the UTE University in the Dominican Republic. In 2015, Rafael earned his degree in physiotherapy from UFHC University of Santo Domingo. He holds CrossFit L1 certification as well as Level 1 Sports Performance certification through the USAW along with Level 1 Functional Moving Screen certification and Functional Range Conditioning certification. He resides in Santo Domingo, DR with wife Martha and daughter Manuela, 8.



EDUARDO GARCIA - Strength & Conditioning Coach, CPT, SNS, FMS, FRC, BFRR

Eduardo Garcia is in his eighth season in the organization as a strength and conditioning coach. He is certified through the NCSF with an athletic training certification in physiotherapy from the University Federico Henriquez Carvajal. Garcia also has a degree in nutrition as applied to sports from Uneatlantico University and a degree in education from Caribbean University (Unicaribe). Garcia resides in Santo Domingo, DR with wife Kirsy Sencion, 7-year-old son Erick David, 4-year-old son Eyden Daniel and newborn daughter Eylen Michelle.



RAFAEL CASTILLO - Wellness Coach

Rafael Castillo is in his fourth season in the organization. He will work with the Reds' Dominican Republic academy players on the mental aspect of their games. Castillo holds a degree in sociology and specializes in education and sports psychology. He has more than 40 years' experience working with professional tennis players and has worked in professional baseball for the last 16 years.



CARLOS FERNANDEZ - Applied Sports Science Tech

Carlos Enrique Fernandez Gonzalez is in his eighth season in the organization, his second in the applied sports science department. He spent his first 6 seasons in baseball operations at the Reds' Dominican Republic Academy. Fernandez began his career in the baseball operations department for Major League Baseball. The Santo Domingo native received a bachelor's degree in business administration and finance from Pontificia Universidad Catolica Madre y Maestra in Santo Domingo, where he also played baseball. He earned a master's degree in project management from Universidad Isabel I in Burgos, Spain. Carlos resides in Santo Domingo with wife Yoka and 1-year-old daughter Eva Luna.

Louisville (AAA)



SAM KLEIN - Seasonal Athletic Trainer, MS, LAT, ATC

Sam Klein in April 2022 was hired as the seasonal athletic trainer at Class AAA Louisville, where she will assist head athletic trainer Steve Gober. The Louisville native played softball at Spalding University, where in 2019 she earned her master's degree in athletic training. She spent 2 years as head athletic trainer at a local high school, then accepted a position as assistant athletic trainer at her alma mater and contributed to that school's MSAT program as an adjunct professor.

REDS MINOR LEAGUE AFFILIATES THROUGH THE YEARS
AAA (1946 - present)

Louisville Bats --- 2000-present
 Indianapolis Indians --- 1993-99
 Nashville Sounds --- 1987-92
 Denver Zephyrs --- 1985-86
 Wichita Aeros --- 1984
 Indianapolis Indians --- 1968-83
 Buffalo Bisons --- 1966-67
 San Diego Padres --- 1962-65
 Indianapolis Indians --- 1961
 Havana Sugar Kings --- 1955-60
 Tulsa Oilers --- 1954
 None --- 1951-53
 Syracuse Chiefs --- 1946-50

AA (1927 - present)

Chattanooga Lookouts --- 1988-2008, 2019-present
 Pensacola Blue Wahoos --- 2012-18
 Carolina Mudcats --- 2009-11
 Vermont Reds --- 1984-87
 Waterbury Reds --- 1980-83
 Nashville Sounds --- 1978-79
 Three Rivers Eagles --- 1971-77
 Asheville Tourists --- 1968-70
 Knoxville Smokies --- 1965-67
 Macon Peaches --- 1963-64
 None --- 1961-62
 Nashville Vols --- 1955-60
 None --- 1954
 Tulsa Oilers --- 1948-53
 None --- 1946-47
 Syracuse Chiefs --- 1941-45
 Indianapolis Indians --- 1939-41
 Syracuse Chiefs --- 1937-38
 Toronto Maple Leafs --- 1934-36
 None --- 1932-33
 Columbus Red Birds --- 1931
 Columbus Senators --- 1927-30

A (1933 - present)

Dayton Dragons --- 2000-present
 Daytona Tortugas --- 2015-present
 Bakersfield Blaze --- 2011-14
 Lynchburg Hillcats --- 2010
 Sarasota Reds --- 2005-09
 Potomac Cannons --- 2003-04
 Stockton Ports --- 2002
 Mudville Nine --- 2001
 Clinton LumberKings --- 1999-2000
 Rockford Reds --- 1999
 Burlington Bees --- 1997-98
 Charleston Wheelers --- 1990-98
 Winston-Salem Spirits --- 1993-96
 Cedar Rapids Reds --- 1980-92
 Greensboro Hornets --- 1988-89
 Tampa Tarpons --- 1963-87
 Eugene Emeralds --- 1975-83
 Greensboro Hornets --- 1979
 Shelby Reds --- 1978
 Seattle Rainiers --- 1973-74
 Sioux Falls Packers --- 1971, 1966-69
 Peninsula Grays --- 1964-66
 Cedar Rapids Red Raiders --- 1963-64
 Rocky Mount Leafs --- 1963

Macon Peaches --- 1962
 Columbia Reds --- 1960-61
 Savannah Redlegs --- 1956-59
 Albuquerque Dukes --- 1958
 Columbia Reds --- 1946-55
 Charleston Senators --- 1949-51
 None --- 1940-45
 Albany Senators --- 1938-39
 Waterloo Red Hawks --- 1937
 None --- 1935-36
 Topeka Senators --- 1933-34

Rookie (1967 - present)

Arizona League / Arizona Complex Reds
 2010-present
 Greeneville Reds --- 2018-20
 Billings Mustangs --- 1974-2020
 Gulf Coast Reds --- 1999-2009
 Princeton Reds --- 1991-96
 Gulf Coast Reds --- 1984-90
 Melbourne Reds --- 1972
 Gulf Coast Reds --- 1968-73
 Wytheville Reds --- 1967

A1 (1936-45)

Birmingham Barons --- 1939-45
 None --- 1938
 Nashville Volunteers --- 1936-37

B (1933-62)

Rocky Mount Leafs --- 1962
 Topeka Reds --- 1960-61
 Topeka Hawks --- 1959
 Wenatchee Chiefs --- 1958
 Clovis Redlegs --- 1957
 Port Arthur/Temple Redlegs --- 1957
 High Point-T'ville Hi-Toms --- 1954-56
 Sunbury Redlegs --- 1955
 Col Heights-Petersburg Colts --- 1954
 Burlington Flints --- 1952-53
 Salisbury Reds --- 1952
 None --- 1950-51
 Sunbury Reds --- 1948-49
 Providence Chiefs --- 1947
 None --- 1943-46
 Columbia Reds --- 1938-42
 Durham Bulls --- 1936-40
 Waterloo Red Hawks --- 1938-39
 Peoria Reds --- 1937
 Macon Peaches --- 1936
 Decatur Commodores --- 1935
 Wilmington Pirates --- 1934-35
 Rock Island Islanders --- 1933

C (1934-59)

Visalia Redlegs --- 1957-59
 Wausau Lumberjacks --- 1956-57
 Duluth Dukes --- 1954-55
 M'ville-Alcoa/Morristown Twins --- 1954
 Rockford Rox --- 1947-49
 Tyler Trojans --- 1947-49
 Ogden Reds --- 1946-55
 Raleigh Capitals --- 1945
 None --- 1943-44
 Ogden Reds --- 1939-42

Riverside Reds --- 1941
 Tucson Cowboys --- 1940-41
 Erie Sailors --- 1939
 Helena Seaporters --- 1939
 Muskogee Reds --- 1937-39
 El Dorado Lions --- 1935-39
 Bartlesville Reds --- 1934-35
 Beckley Black Knights --- 1934

D (1932-62)

Tampa Tarpons --- 1961-62
 Geneva Redlegs --- 1958-62
 Palatka Redlegs --- 1957-60
 Graceville Oilers --- 1957-58
 Douglas Reds --- 1956
 Moultrie Reds --- 1956
 W. Palm Beach Sun Chiefs --- 1956
 Fort Walton Beach Jets --- 1955
 Douglas Trojans --- 1954-55
 Fitzgerald Redlegs --- 1954
 Fitzgerald Pioneers --- 1953
 Jackson Generals --- 1953
 Lawton Reds --- 1952-53
 Dublin Green Sox --- 1952
 Mattoon Indians --- 1952
 Welch Miners --- 1951
 Wilmington Pirates --- 1950
 Ballinger Cats --- 1948
 Lockport Reds --- 1947-50
 Muncie Reds --- 1947-50
 Middletown Rockets --- 1946
 Lima Reds --- 1945
 None --- 1943-44
 Cordele Reds --- 1941-42
 Wichita Falls Spudders --- 1941
 Troy Trojans --- 1940
 Lenoir Reds --- 1940
 Bassett Furnituremakers --- 1939-40
 Rogers Reds --- 1938
 Union City Greyhounds --- 1938
 Bisbee Bees --- 1937
 DeLand Reds --- 1936-37
 Fremont Reds --- 1936-37
 Monahans Trojans --- 1937
 Paducah Indians --- 1936
 Cordele Reds --- 1936
 Lincoln Red Links --- 1936
 Lake Charles Skippers --- 1935
 Union City Greyhounds --- 1935
 Monessen Reds --- 1935
 Jeannette Reds --- 1934
 None --- 1933
 Cedar Rapids Bunnies --- 1932

Open

Seattle Rainiers --- 1956-57

No Class

Modesto Reds --- 1934-36, 1928-29



SS Matt McLain

2021 FIRST-ROUND DRAFT PICK

The Reds selected UCLA **SS Matt McLain** with the team's first pick (17th overall) of the 2021 first-year player draft.

McLain, 21, was rated by MLB.com the 12th-best player in the draft.

He was a 2020 All-American and a 2021 All-Pac 12 selection. In 2018, **McLain** was selected by the Diamondbacks with the 25th overall pick but elected to attend UCLA. He became just the second player ever to attend UCLA after he was selected in the first round of the draft (Gerrit Cole). He was a 3-year starter for the Bruins, at CF (2019) and at SS (2020-2021).

2021 First-Year Player Draft Selections

Rd	Player	Pos.	B-T	Age	Ht.	Wt.	DOB	School (Hometown)
1	Matt McLain	SS	R-R	21	5-11	180	8/6/99	UCLA (Tustin, CA)
1A	Jay Allen	CF	R-R	18	6-3	190	11/22/02	John Carroll High School (Fort Pierce, FL)
CBA	Mat Nelson	C	R-R	22	5-11	195	1/14/99	Florida State University (Largo, FL)
2	Andrew Abbott	LHP	L-L	22	6-0	185	6/1/99	University of Virginia (Nathalie, VA)
3	Jose Torres	SS	R-R	21	6-0	185	9/28/99	North Carolina State (Towson, MD)
4	Ruben Ibarra	1B	R-R	22	6-5	290	4/26/99	San Jose State (Watsonville, CA)
5	Thomas Farr	RHP	R-R	22	6-0	215	4/29/99	University of South Carolina (Tyrone, GA)
6	Justice Thompson	CF	R-R	21	6-5	190	7/8/00	University of North Carolina (Tampa, FL)
7	Kevin Abel	RHP	R-R	22	6-1	185	2/19/99	Oregon State University (San Diego, CA)
8	Hunter Parks	RHP	R-R	20	6-3	185	4/28/01	Florence-Darlington Tech (York, SC)
9	Jack Rogers	LF	L-L	22	6-2	190	4/5/99	Sam Houston State (Spring, TX)
10	Donovan Benoit	RHP	R-R	22	6-4	205	1/22/99	Tulane University (Pensacola, FL)
11	Shawn Guilliams	RHP	R-R	19	6-1	185	6/10/02	College of Central Florida (Bellevue, FL)
12	Julian Aguiar	RHP	R-R	20	6-3	180	6/5/01	Cypress College (Long Beach, CA)
13	Michael Trautwein	C	L-R	21	6-1	195	9/13/99	Northwestern University (Duluth, GA)
14	Carter Raffield	RHP	R-R	21	6-4	220	2/28/00	Clemson University (Cochran, GA)
15	Blake Dunn	CF	R-R	22	6-0	205	9/5/98	Western Michigan University (Saugatuck, MI)
16	Owen Holt	RHP	R-R	22	6-3	225	4/22/99	Alvin Community College (Houston, TX)
17	Dennis Boatman	RHP	R-R	21	6-5	225	11/20/99	Sacramento Community College (Roseville, CA)
18	Austin Callahan	3B	L-R	20	6-2	215	6/6/01	Hutchinson Community College (Fremont, NE)
19	Ryan Cardona	RHP	R-R	21	6-2	205	5/7/00	Marist College (Livingston, NJ)
20	Javi Rivera	RHP	R-R	21	6-1	200	11/27/99	Florida Atlantic University (Saint Cloud, FL)

2021 Summer Signed Free Agents

Player	Pos.	B-T	Age	Ht.	Wt.	DOB	School (Hometown)
Sam Benschoter	RHP	R-R	23	6-3	215	3/17/98	Michigan State University (Tecumseh, MI)
Hayden Jones	C	L-R	21	6-0	215	4/27/00	Illinois State University (Huntertown, IN)
Cam Cowan	RHP	R-R	22	6-5	240	10/25/98	Campbell University (Cedar Rapids, IA)
Jamal O'Guinn	3B/OF	R-R	22	6-4	220	1/19/99	University of Southern California (Fresno, CA)

SHELDON "CHIEF" BENDER AWARD REDS MINOR LEAGUE PLAYER OF THE YEAR

2021..... Jose Barrero, INF	2014..... Ben Lively, RHP	2006..... Homer Bailey, RHP
2020..... No minor league season	2013..... Seth Mejias-Brean, 3B	2005..... Chris Denorfia, OF
2019..... Aristides Aquino, OF	2012..... Billy Hamilton, SS	2004..... Richie Gardner, RHP
2018..... Ibandel Isabel, INF	2011..... Billy Hamilton, SS	2003..... Stephen Smitherman, OF
2017..... Nick Senzel, 3B	2010..... Devin Mesoraco, C	2002..... Brandon Larson, 3B
2016..... Aristides Aquino, OF	2009..... Chris Heisey, OF	2001..... Adam Dunn, OF
2015..... Tyler Mahle, RHP	2008..... Chris Valaika, SS	2000..... Austin Kearns, OF
	2007..... Jay Bruce, OF	

REDS ALL-TIME NO. 1 DRAFT SELECTIONS
JUNE DRAFT

Year	Player (overall pick)	Position
1965	Bernie Carbo (16)	3B
1966	Gary Nolan (13)	RHP
1967	Wayne Simpson (8)	RHP
1968	Tim Grant (13)	RHP
1969	Don Gullett (14)	LHP
1970	Gary Polcynski (15)	SS
1971	Mike Miley (24)	SS
1972	Larry Payne (7)	RHP
1973	Brad Kessler (22)	OF
1974	Steve Reed (23)	RHP
1975	Tony Moretto (22)	OF
1976	Mark King (23)	RHP
1977	Tad Vegner (24)	3B
1978	Nick Esasky (17)	OF
1979	Dan LaMar (20)	C
1980	Ron Robinson (19)	RHP
1981	Lanell Culver (42, 2nd round)	OF
1982	Scott Jones (22)	LHP
1983	Kurt Stillwell (2)	SS
1984	Pat Pacillo (5)	RHP
1985	Barry Larkin (4)	SS
1986	Scott Scudder (17)	RHP
1987	Jack Armstrong (18)	RHP
1988	Jeff Branson (45, 2nd round)	INF
1989	Scott Bryant (20)	OF
1990	Dan Wilson (7)	C
1991	Pokey Reese (20)	SS
1992	Chad Mottola (5)	OF
1993	Pat Watkins (32, 2nd round)	OF
1994	C.J. Nitkowski (9)	LHP
1995	Brett Tomko (54, 2nd round)	RHP
1996	John Oliver (25)	OF
1997	Brandon Larson (14)	INF
1998	Austin Kearns (7)	OF
1999	Ty Howington (14)	LHP
2000	David Espinosa (23)	SS
2001	Jeremy Sowers (20)	LHP
2002	Chris Gruler (3)	RHP
2003	Ryan Wagner (14)	RHP
2004	Homer Bailey (7)	RHP
2005	Jay Bruce (12)	OF
2006	Drew Stubbs (8)	OF
2007	Devin Mesoraco (15)	C
2008	Yonder Alonso (7)	1B
2009	Mike Leake (8)	RHP
2010	Yasmani Grandal (12)	C
2011	Robert Stephenson (27)	RHP
2012	Nick Travieso (14)	RHP
2013	Phillip Ervin (27)	CF
2014	Nick Howard (19)	RHP
2015	Tyler Stephenson (11)	C
2016	Nick Senzel (2)	3B
2017	Hunter Greene (2)	RHP
2018	Jonathan India (5)	INF
2019	Nick Lodolo (7)	LHP
2020	Austin Hendrick (12)	OF
2021	Matt McLain (17th)	SS

JUNE DRAFT - SECONDARY PHASE

Year	Player	Position
1966	John Dow	OF
1967	Frank Duffy	SS
1968	Mel Behney	LHP
1969	John Grubb	OF

1970	Pat Osburn	LHP
1971	Darrell Devitt	RHP
1972	No Selection	
1973	Gary Lucas	LHP
1974	Mike Gatlin	INF
1975	Marshall Burk	SS/RHP
1976	Bruce Berenyi	RHP
1977	Bob Potts	OF
1978	Brad Lesley	RHP
1979	Larry Mikesell	LHP
1980	Kevin Maroney	OF
1981	Don Long	SS
1982	Kal Daniels	OF
1983	Rob Dibble	RHP
1984	No Selection	
1985	Jeff Forney	OF
1986	Greg Lonigro	SS

JANUARY DRAFT

Year	Player	Position
1966	No Selection	
1967	Marvin Branscomb	OF
1968	Donald Shrum	RHP
1969	John Jackson	RHP
1970	Dale Harrington	RHP
1971	Eddie Tobin	OF
1972	Greg Sinatro	SS/3B
1973	Gary Lucas	LHP
1974	Mike Armstrong	RHP
1975	Jim Slaughter	C
1976	Rod Patterson	RHP
1977	Gregg Lorenz	LHP
1978	Brad Lesley	RHP
1979	Kevin Waller	OF/3B
1980	Mark Bowden	LHP
1981	Dan Durst	RHP
1982	Orsino Hill	OF
1983	Ted Langdon	RHP
1984	Dusty Rogers	LHP
1985	Scott Willis	RHP
1986	Ron Wenrich	1B

JANUARY DRAFT - SECONDARY PHASE

Year	Player	Position
1966	Dan McGinn	LHP
1967	David Speas	INF
1968	Charles West	OF
1969	Ross Grimsley	LHP
1970	Harold Wall	RHP
1971	Gayling Pabst	SS/OF
1972	Tom Hume	RHP
1973	Jeff Chandler	LHP
1974	James Diveni	RHP
1975	Larry Pekarcik	RHP
1976	Duane Walker	OF/LHP
1977	Bill Scherrer	LHP
1978	Wayne Guinn	RHP
1979	Bill Bordley	LHP
1980	Scott Meier	C
1981	Rob Murphy	LHP
1982	Ricki Carter	OF
1983	Tracy Jones	OF
1984	Fred Carter	OF
1985	Tom Powers	RHP
1986	Richard Parker	C

2021 MINOR LEAGUE AWARD WINNERS

LOUISVILLE - AAA

TRIPLE-A EAST LEAGUE ALL-STARS

None

CHATTANOOGA - AA

DOUBLE-A SOUTH LEAGUE ALL-STARS

OF LORENZO CEDROLA

DH WILSON GARCIA

DAYTON - ADVANCED A

HIGH-A CENTRAL LEAGUE ALL-STARS

None

DAYTONA - A

LOW-A SOUTHEAST LEAGUE ALL-STARS

OF ALLAN CERDA

ARIZONA COMPLEX LEAGUE - R

ARIZONA COMPLEX LEAGUE ALL-STARS

OF YERLIN CONFIDAN

ARIZONA COMPLEX LEAGUE MVP

OF YERLIN CONFIDAN

DSL REDS - R

DOMINICAN LEAGUE ALL-STARS

None

MLB.COM ORGANIZATION ALL-STARS

C DANIEL VELLOJIN OF ALLAN CERDA

1B WILSON GARCIA OF JACOB HURTUBISE

2B ALEJO LOPEZ RHP GRAHAM ASHCRAFT

3B ROBBIE TENEROWICZ LHP REIVER SANMARTIN

SS JOSE BARRERO RHP DAURI MORETA

OF LORENZO CEDROLA

2021 REDS MINOR LEAGUE AWARDS

Player of the Year, Bender Award Jose Barrero
 Pitcher of the Year Dauri Moreta
 Hitter of the Year Alejo Lopez
 Community Service NA

2021 REDS MINOR LEAGUE PLAYERS OF THE MONTH

Month	Player	Pitcher
May	Brian Rey	Nick Lodolo
June	Alejo Lopez	Graham Ashcraft
July	Jose Barrero	Bryce Bonnin
August	Rece Hinds	Dauri Moreta
September	Carlos Jorge	Randy Wynne

BASEBALL AMERICA'S 2022 ORGANIZATION TALENT RANKINGS

Rank	Team
1.	Seattle Mariners
2.	Tampa Bay Rays
3.	Pittsburgh Pirates
4.	Baltimore Orioles
5.	Kansas City Royals
6.	Detroit Tigers
7.	CINCINNATI REDS
8.	Los Angeles Dodgers
9.	Texas Rangers
10.	Arizona Diamondbacks

BASEBALL AMERICA'S 2022 TOP 100 PROSPECTS LIST

Rank	Position
33.	Jose Barrero INF / OF
35.	Hunter Greene RHP
36.	Nick Lodolo LHP
77.	Elly de la Cruz INF

BASEBALL AMERICA'S 2022 TOP 10 REDS PROSPECTS

Rank	Position
1.	Jose Barrero INF / OF
2.	Hunter Greene RHP
3.	Nick Lodolo LHP
4.	Elly De La Cruz SS / 3B
5.	Matt McLain SS
6.	Austin Hendrick OF
7.	Jay Allen OF
8.	Rece Hinds 3B
9.	Graham Ashcraft RHP
10.	Bryce Bonnin RHP

2022 BEST TOOLS SURVEY, REDS SYSTEM

Best Tool	Player
Hitter for Average	Alejo Lopez
Power Hitter	Rece Hinds
Strike Zone Discipline	Alejo Lopez
Fastest Baserunner	Elly De La Cruz
Best Athlete	Elly De La Cruz
Best Fastball	Bryce Bonnin
Best Curveball	Nick Lodolo
Best Slider	Graham Ashcraft
Best Changeup	Reiver Sanmartin
Best Control	Nick Lodolo
Defensive Catcher	Daniel Vellojin
Defensive Infielder	Jose Barrero
Infield Arm	Rece Hinds
Defensive Outfielder	Michael Siani
Outfield Arm	Yerlin Confidan

2021 MINOR LEAGUE LEADERS
BATTING AVERAGE

Carlos Jorge	DSL REDS	346
Yerlin Confidan	ACL REDS	315
Lorenzo Cedrola	LOU / CHA	315
Wilson Garcia	CHA	290
Jacob Hurtubise	DAY	283
Alfredo Rodriguez	LOU	283
Ariel Almonte	DSL REDS	278
TJ Friedl	LOU	264
Robbie Tenerowicz	CHA	264
Brandon Leyton	DBT	248

HOME RUNS

Jose Barrero	LOU / CHA	19
Wilson Garcia	CHA	18
Allan Cerda	DBT / DAY	17
Narciso Crook	CHA / LOU	14
Robbie Tenerowicz	CHA	14

RBI

Jose Barrero	LOU / CHA	66
Wilson Garcia	CHA	64
Lorenzo Cedrola	LOU / CHA	62
Allan Cerda	DBT / DAY	55
Narciso Crook	CHA / LOU	54

STOLEN BASES

Jacob Hurtubise	DAY	39
Michael Siani	DAY	30
Carlos Jorge	DSL REDS	27
Malvin Valdez	DSL REDS	25
Quin Cotton	DAY	24

ERA

Dualvert Gutierrez	DSL REDS	3.29
Eduardo Salazar	DAY	3.49
Riley O'Brien	LOU	4.55
Connor Curllis	CHA	5.03

WINS

Graham Ashcraft	DAY / CHA	11
Hunter Greene	CHA / LOU	10
Reiver Sanmartin	CHA / LOU	10
Pedro Garcia	DBT / DAY	8
Jake Gilbert	ACL / DAY	8
Carson Spiers	DBT / DAY	8
Randy Wynne	CHA	8

SAVES

Vincent Timpanelli	DBT / DAY	14
Daniel Duarte	4 Teams	8
Nick Howard	CHA / LOU	8
Dauri Moreta	CHA / LOU	8
Francis Peguero	DAY	6

STRIKEOUTS

Hunter Greene	CHA / LOU	139
Carson Spiers	DBT / DAY	130
Graham Ashcraft	DAY / CHA	129
Riley O'Brien	LOU	121
Reiver Sanmartin	CHA / LOU	112

2021 REDS MINOR LEAGUE AFFILIATE STANDINGS

Club	1st Half		2nd Half		Overall	
	W-L	Place	W-L	Place	W-L	Pct.
Louisville - AAA	51-68	6th	-	-	51-68	.429
Chattanooga - AA	58-54	2nd	-	-	58-54	.518
Dayton - High A	65-55	1st	-	-	65-55	.542
Daytona - Low A	60-60	3rd	-	-	60-60	.500
ACL Reds - R	33-26	2nd	-	-	33-26	.559
DSL Reds - R	30-27	3rd	-	-	30-27	.526
Totals					301-295	.505

2021 NL ORGANIZATIONAL STANDINGS

1. Colorado	358-298	.546
2. Pittsburgh	366-316	.537
3. Los Angeles	353-309	.533
4. San Francisco	372-331	.529
5. Atlanta	273-259	.513
6. Cincinnati	301-295	.505
7. Miami	298-292	.505
8. Milwaukee	350-354	.497
9. Philadelphia	304-324	.484
10. San Diego	280-326	.462
11. New York	289-344	.457
12. Chicago	296-358	.453
13. Arizona	290-364	.443
14. Washington	247-348	.415
15. St. Louis	260-394	.398

Louisville Bats (AAA)

Player	AVG	G	AB	R	H	2B	3B	HR	RBI	BB	SO	SB	OPS
Akiyama, S	.111	2	9	0	1	0	0	0	0	0	3	0	.222
Aquino, A	.263	6	19	5	5	2	0	1	5	8	1	0	1.008
Barrera, J	.306	45	170	31	52	10	0	13	38	20	44	8	.986
Bell, B	.199	85	236	27	47	9	2	1	17	24	59	8	.544
Blandino, A	.102	18	59	5	6	3	0	0	3	14	16	0	.442
Cedrola, L	.257	9	35	5	9	3	0	1	1	2	2	2	.762
Crook, N	.245	86	241	35	59	16	0	11	41	36	77	7	.808
Cuthbert, C	.203	21	74	8	15	4	0	2	11	14	14	1	.667
De León, M	.258	98	275	31	71	15	0	7	43	17	69	0	.691
Delmonico, N	.221	19	68	7	15	5	0	2	10	9	23	0	.694
Freeman, M	.242	56	178	34	43	10	1	6	23	37	46	2	.783
Friedl, T	.264	113	386	59	102	15	5	12	36	44	65	13	.779
Gale, R	.208	26	77	1	16	3	0	0	3	1	15	0	.475
Heineman, S	.279	17	61	10	17	3	1	1	4	5	12	4	.763
Hernandez, J	.167	29	66	8	11	2	0	3	8	6	34	0	.590
Inciarte, E	.288	15	59	7	17	3	0	0	7	6	10	0	.693
Kolozsvary, M	.190	19	58	9	11	2	1	1	2	3	23	0	.609
Lee, B	.233	51	150	15	35	7	2	0	15	19	40	1	.624
Lopez, A	.303	67	251	54	76	18	0	6	31	33	21	6	.832
Morrison, L	.347	16	49	8	17	5	1	2	12	10	8	0	1.070
Mount, D	.111	4	9	0	1	0	0	0	1	1	0	0	.311
Moustakas, M	.353	5	17	3	6	1	0	1	1	1	1	0	.977
Okey, C	.237	71	169	22	40	7	1	5	23	22	47	0	.709
Payton, M	.281	35	139	19	39	7	2	4	14	11	23	4	.777
Ray, B	.385	4	13	1	5	1	0	0	3	3	2	0	.991
Robinson, E	.176	36	102	13	18	4	1	1	7	17	33	2	.559
Rodriguez, A	.283	117	410	36	116	16	2	3	48	27	78	2	.686
Schrock, M	.289	38	128	14	37	4	0	6	19	7	25	0	.794
Schuyler, J	.167	3	6	1	1	0	0	1	3	0	2	0	.833
Senzel, N	.286	10	35	5	10	3	1	0	2	2	2	0	.744
Smith Jr., D	.220	36	127	7	28	5	0	1	17	20	34	1	.610
Smith, M	.231	22	65	7	15	1	0	1	5	6	19	4	.588
Taylor, B	.232	75	198	21	46	8	0	4	23	28	56	0	.672
Urbaz, F	.231	14	52	6	12	4	0	0	4	3	8	0	.580
Volto, J	.190	6	21	2	4	1	1	0	2	1	5	0	.561
Willems, J	.111	19	27	4	3	1	0	0	1	2	12	0	.348
Winker, J	.000	2	5	0	0	0	0	0	0	0	2	0	.000
Team Total	.246	128	4212	531	1036	201	21	98	500	465	993	65	.702

Pitcher	W-L	ERA	G	GS	CG	SHO	SV	IP	H	R	ER	BB	SO
Adelman, T	1-1	3.80	31	3	0	0	0	45.0	39	20	19	11	41
Alaniz, R	1-3	3.46	33	0	0	0	1	39.0	42	20	15	17	45
Antone, T	0-0	2.70	7	0	0	0	1	6.2	4	2	2	3	10
Baker, D	0-1	18.00	1	0	0	0	0	2.0	4	5	4	2	3
Brach, B	0-0	0.00	8	0	0	0	0	8.2	5	1	0	1	15
Byrne, M	0-0	0.00	1	0	0	0	0	0.1	0	0	0	1	0
Carle, S	0-2	3.45	19	0	0	0	1	15.2	16	8	6	5	15
De León, J	1-1	4.63	12	0	0	0	1	11.2	8	7	6	7	19
Demurias, E	0-0	9.00	2	0	0	0	0	2.0	3	2	2	1	0
Diehl, P	2-3	2.47	58	0	0	0	3	54.2	39	21	15	12	71
Duarte, D	2-0	0.00	3	0	0	0	1	4.0	0	0	0	0	7
Feliz, M	1-0	1.98	13	0	0	0	0	13.2	8	3	3	1	15
Finnegan, B	4-3	5.53	40	1	0	0	0	55.1	58	34	34	36	57
Fulmer, C	1-5	4.61	37	2	0	0	1	41.0	40	29	21	25	51
Garcia, E	2-0	3.38	24	0	0	0	1	24.0	17	9	9	13	29
Goudeau, A	1-3	4.65	8	5	0	0	0	31.0	30	17	16	13	22
Gray, S	0-0	0.00	1	1	0	0	0	3.0	1	0	0	3	4
Greene, H	5-8	4.13	14	14	0	0	0	65.1	59	35	30	25	79
Gutierrez, V	2-0	2.65	3	3	0	0	0	17.0	9	5	5	7	21
Hendrix, R	0-1	8.62	16	0	0	0	0	15.2	15	17	15	9	15
Hoffman, J	0-0	1.76	4	4	0	0	0	15.1	11	4	3	4	20
Howard, N	0-1	7.20	20	0	0	0	0	20.0	14	16	16	24	16
Kuhnel, J	0-0	0.00	4	0	0	0	0	4.0	2	0	0	1	3
Lee, B	0-0	0.00	1	0	0	0	0	1.0	0	0	0	1	0
Lee, Z	1-0	4.26	7	3	0	0	0	19.0	16	9	9	6	17
Lodolo, N	0-1	5.40	3	3	0	0	0	6.2	7	4	4	2	10
Lopez, D	1-0	1.80	9	0	0	0	0	15.0	9	4	3	6	15
Lorenzen, M	0-0	2.08	4	0	0	0	1	4.1	2	1	1	1	6
Manot, M	6-5	4.02	19	18	0	0	0	103.0	96	47	46	31	83
Milone, T	0-2	14.40	3	3	0	0	0	5.0	9	8	8	3	10
Moreta, D	2-0	0.68	24	0	0	0	0	26.1	14	4	2	4	21
O'Brien, R	7-7	4.55	23	22	0	0	0	112.2	93	59	57	55	121
Osich, J	0-2	5.40	11	2	0	0	0	15.0	11	9	9	6	15
Pérez, C	1-2	3.26	31	0	0	0	2	30.1	26	13	11	13	41
Perez, H	0-0	8.44	8	0	0	0	0	10.2	10	10	10	11	10
Pidich, M	0-2	5.56	10	0	0	0	0	11.1	12	13	7	2	14
Pucheu, J	0-1	45.00	1	1	0	0	0	1.0	7	5	5	0	1
Robinson, E	0-0	0.00	1	0	0	0	0	0.1	1	0	0	0	0
Sanmartin, R	8-2	3.94	21	14	0	0	0	82.1	80	40	36	23	89
Santillan, T	1-3	2.13	13	6	1	0	2	38.0	25	10	9	15	51
Shipley, B	1-5	7.07	18	4	0	0	1	28.0	34	25	22	17	34
Sims, L	0-0	3.86	5	2	0	0	0	4.2	6	2	2	3	4
Takahashi, B	3-7	4.45	18	17	0	0	0	89.0	82	47	44	32	89
Warren, A	1-2	5.06	15	0	0	0	2	16.0	18	10	9	5	30
Team Totals	55-73	4.14	128	128	1	9	26	1114.2	982	575	513	457	1219

Chattanooga Lookouts (AA)

Player	AVG	G	AB	R	H	2B	3B	HR	RBI	BB	SO	SB	OPS
Barrero, J	.300	40	160	31	48	9	1	6	28	16	40	8	.848
Bautista, M	.211	9	19	2	4	1	0	0	3	0	2	0	.474
Cedrola, L	.320	106	406	68	130	16	7	9	61	17	50	8	.817
Crook, N	.241	14	54	7	13	3	0	3	13	5	19	1	.791
De León, M	.316	5	19	1	6	1	0	1	4	2	2	0	.907
Garcia, W	.290	103	400	44	116	17	0	18	64	15	77	0	.788
Hernandez, M	.255	25	94	13	24	4	1	0	11	6	26	0	.619
Hopkins, T	.268	74	257	42	69	14	7	5	33	26	71	3	.777
Kolozsvary, M	.233	40	146	33	34	12	0	6	26	20	53	0	.780
Lee, B	.212	29	113	12	24	5	1	0	13	7	29	2	.545
Lloyd, M	.235	32	98	13	23	3	0	7	14	12	36	0	.813
Lopez, A	.362	25	105	18	38	9	0	0	13	12	11	3	.885
McAfee, Q	.238	47	122	21	29	5	1	2	16	22	32	5	.731
Mount, D	.279	53	197	33	55	5	2	11	24	14	59	1	.827
Rey, B	.255	68	243	31	62	7	0	3	31	21	49	4	.668
Reyes, R	.250	2	4	0	1	0	0	0	0	0	1	0	.650
Rivas, L	.274	60	190	30	52	6	3	0	21	32	45	9	.719
Robinson, C	.248	66	210	40	52	8	0	8	24	28	46	2	.752
Robinson, E	.213	29	89	13	19	4	0	0	5	14	34	5	.585
Schuyler, J	.182	40	121	9	22	6	0	1	11	11	49	0	.521
Tello, J	.192	7	26	1	5	3	0	0	1	0	7	0	.500
Tenerowicz, R	.264	93	303	48	80	17	2	14	46	27	89	3	.823
Urbaz, F	.200	14	40	3	8	2	1	0	3	6	5	0	.633
Willems, J	.273	3	11	1	3	2	0	0	0	0	4	0	.727
Yanqui, Y	.235	80	272	37	64	9	3	7	35	35	83	4	.690
Team Totals	.265	112	3699	551	981	168	29	101	500	348	919	58	.749

Pitcher	W-L	ERA	G	GS	CG	SHO	SV	IP	H	R	ER	BB	SO
Ashcraft, G	7-3	3.36	14	14	1	1	0	72.1	58	30	27	24	74
Baker, D	0-1	5.29	15	8	0	0	0	47.2	62	28	28	22	35
Byrne, M	5-5	3.24	33	3	0	0	2	50.0	39	19	18	22	38
Curlis, C	5-7	5.03	20	20	0	0	0	98.1	88	58	55	48	88
Demurias, E	3-3	2.43	30	0	0	0	1	40.2	34	13	11	21	42
Diaz, A	3-1	3.83	35	0	0	0	2	42.1	20	20	18	20	70
Duarte, D	0-1	5.84	11	0	0	0	6	12.1	14	8	8	5	18
Figueroa, M	0-1	5.40	29	0	0	0	0	40.0	44	25	24	25	60
Ghyzel, J	0-1	8.18	12	0	0	0	0	11.0	13	14	10	10	18
Greene, H	5-0	1.98	7	7	0	0	0	41.0	27	9	9	14	60
Howard, N	1-0	2.25	22	0	0	0	8	24.0	17	8	6	12	35
Keys, J	1-3	6.11	14	1	0	0	1	17.2	18	12	12	10	22
Lillie, R	0-0	4.35	8	0	0	0	0	10.1	13	7	5	7	15
Lodolo, N	2-1	1.84	10	10	0	0	0	44.0	31	9	9	9	68
Lopez, D	0-0	2.67	18	1	0	0	0	30.1	21	10	9	13	27
Moreta, D	4-0	1.35	18	0	0	0	0	26.2	17	6	4	5	37
Olson, R	1-1	7.71	5	0	0	0	0	4.2	7	4	4	4	3
Perez, H	0-1	5.27	25	0	0	0	4	27.1	23	16	16	36	38
Pidich, M	2-6	7.51	23	4	0	0	0	38.1	55	33	32	13	42
Pinto, J	2-1	2.76	29	0	0	0	1	32.2	18	12	10	27	36
Pucheu, J	1-0	1.69	5	2	0	0	0	16.0	9	4	3	4	20
Robertson, W	0-2	40.50	5	0	0	0	0	2.2	7	12	12	7	2
Roxby, B	0-0	15.00	6	0	0	0	0	6.0	14	10	10	2	8
Salazar, E	0-1	6.00	1	1	0	0	0	3.0	5	4	2	1	2
Salinas, R	5-7	4.76	17	17	0	0	0	75.2	82	51	40	32	88
Sanmartin, R	2-0	0.50	4	3	0	0	0	18.0	8	2	1	5	23
Sceroler, M	1-4	8.42	10	7	0	0	0	36.1	48	39	34	11	38
Wynne, R	8-4	4.94	25	14	0	0	1	89.1	105	53	49	11	67
Team Totals	58-54	4.37	112	112	1	8	26	958.2	897	516	466	420	1074

Dayton Dragons (High A)

Player	AVG	G	AB	R	H	2B	3B	HR	RBI	BB	SO	SB	OPS
Bautista, M	.257	36	113	17	29	6	2	5	17	6	36	4	.776
Cerda, A	.273	21	77	15	21	8	1	3	13	10	20	1	.876
Cotton, Q	.231	92	338	34	78	13	1	10	41	20	108	24	.641
Free, J	.232	56	185	21	43	13	0	3	27	27	56	1	.680
Hernandez, M	.267	71	262	25	70	14	0	2	37	19	49	6	.662
Hurtubise, J	.283	102	332	77	94	12	3	0	33	58	73	39	.751
Johnson, I	.265	27	98	17	26	5	0	4	18	14	39	3	.807
Martinez, J	.253	77	269	32	68	16	3	7	36	25	64	0	.739
McAfee, Q	.222	42	144	28	32	13	0	4	29	22	32	2	.731
McGarry, A	.230	78	270	30	62	16	0	7	29	15	101	6	.647
McLain, M	.273	29	99	15	27	6	0	3	19	17	24	10	.811
Nelson, M	.208	8	24	3	5	2	1	0	3	4	15	0	.720
Ozuna, R	.174	28	86	10	15	7	0	1	8	9	35	0	.546
Rey, B	.423	13	52	7	22	5	1	6	19	2	3	1	1.325
Reyes, R	.233	21	60	10	14	2	0	1	3	4	16	0	.594
Rogers, J	.188	18	64	10	12	1	1	3	8	3	32	1	.596
Ruiz, V	.237	81	300	32	71	16	3	5	37	16	77	3	.630
Siani, M	.216	97	352	60	76	13	4	6	26	50	103	30	.648
Spillane, B	.138	12	29	6	4	0	0	2	6	7	21	3	.650
Tello, J	.217	30	115	15	25	4	0	4	15	6	31	0	.619
Urbaz, F	.333	67	246	40	82	16	1	4	29	32	44	3	.878
Willems, J	.242	37	99	16	24	5	0	2	11	6	37	6	.650
Wolforth, G	.257	9	35	7	9	2	2	1	5	4	8	0	.848
Yang, E	.203	76	227	31	46	11	1	3	19	38	65	2	.646
Team Totals	.246	120	3876	558	955	206	24	86	488	414	1089	145	.706

Pitcher	W-L	ERA	G	GS	CG	SHO	SV	IP	H	R	ER	BB	SO
Ashcraft, G	4-1	2.33	8	8	0	0	0	38.2	28	12	10	13	55
Bonnin, B	0-2	7.36	3	3	0	0	0	11.0	7	11	9	8	20
Branche, S	2-0	1.29	13	0	0	0	1	21.0	8	4	3	11	32
Davis, N	3-6	3.60	13	13	1	0	0	65.0	44	29	26	35	77
Demurias, E	0-0	0.00	6	0	0	0	2	9.0	3	0	0	6	10
Duarte, D	0-1	3.38	4	0	0	0	1	5.1	5	2	2	6	4
Farr, T	0-0	3.00	1	1	0	0	0	3.0	2	1	1	1	4
Feliz, M	0-2	15.00	3	1	0	0	0	3.0	4	5	5	1	5
Fisher, A	5-1	3.80	26	0	0	0	1	45.0	36	19	19	24	64
Garbee, T	1-2	11.32	9	0	0	0	0	10.1	15	15	13	16	14
Garcia, P	7-4	4.20	28	0	0	0	3	40.2	34	28	19	24	53
Ghyzel, J	3-2	6.53	22	0	0	0	4	20.2	15	19	15	29	28
Gilbert, J	4-1	5.83	20	0	0	0	2	29.1	30	20	19	18	31
Gill, M	2-0	3.73	20	0	0	0	0	31.1	33	13	13	8	24
Hellinger, S	3-2	6.39	26	0	0	0	1	31.0	29	26	22	25	38
Hoffman, J	0-1	12.00	1	1	0	0	0	3.0	5	4	4	1	5
Karcher, R	1-0	5.12	18	0	0	0	4	19.1	10	13	11	30	29
Keys, J	3-2	4.70	17	5	0	0	0	38.1	34	24	20	27	40
Kravetz, E	0-1	7.02	6	2	0	0	0	16.2	20	15	13	12	22
Lindell, K	0-1	10.57	7	0	0	0	0	7.2	11	9	9	14	8
Marinan, J	1-0	0.00	2	2	0	0	0	12.0	4	0	0	6	17
Medrano, M	0-0	12.00	4	1	0	0	0	9.0	14	14	12	7	14
Peguero, F	1-1	4.96	28	0	0	0	6	32.2	33	19	18	7	36
Proctor, J	0-1	4.41	4	4	0	0	0	16.1	13	8	8	12	20
Pucheu, J	4-1	3.45	20	9	0	0	0	60.0	38	24	23	33	62
Richardson, L	2-5	5.09	19	18	1	0	0	76.0	74	54	43	38	91
Roa, C	2-2	4.15	8	7	0	0	0	34.2	32	16	16	15	37
Roxby, B	2-2	2.41	25	0	0	0	5	33.2	23	12	9	21	53
Salazar, E	4-5	3.49	19	19	1	1	0	98.0	81	43	38	32	107
Salinas, R	1-0	4.32	3	1	0	0	0	8.1	4	4	4	5	13
Schneider, J	0-2	14.29	6	0	0	0	1	5.2	2	9	9	16	8
Spiers, C	6-4	3.64	20	16	0	0	0	89.0	68	39	36	29	103
Stallings, J	0-0	4.50	5	0	0	0	0	6.0	8	3	3	4	6
Stockton, S	4-3	5.63	26	9	0	0	0	72.0	71	49	45	26	74
Timpanelli, V	0-0	4.35	17	0	0	0	5	20.2	8	12	10	13	35
Urbaz, F	0-0	0.00	1	0	0	0	0	1.0	0	0	0	0	1
Team Totals	65-55	4.45	120	120	3	6	36	1024.1	846	575	507	573	1240

Daytona Tortugas (Low A)

Player	AVG	G	AB	R	H	2B	3B	HR	RBI	BB	SO	SB	OPS
Abril, J	.000	1	0	0	0	0	0	0	0	0	0	0	.000
Amador, R	.244	27	90	15	22	3	2	1	6	5	35	4	.637
Astudillo, W	.217	13	46	8	10	0	0	2	5	4	6	0	.628
Callihan, T	.299	23	87	14	26	6	0	2	10	8	13	5	.787
Cerda, A	.242	66	227	42	55	14	4	14	42	31	85	1	.886
Creal, A	.197	25	76	13	15	5	0	0	5	8	35	5	.542
De La Cruz, E	.269	50	197	22	53	12	7	5	29	10	65	8	.782
Dunn, B	.357	5	14	1	5	1	0	1	5	0	5	0	1.000
Franco, R	.034	11	29	5	1	0	0	0	3	11	12	2	.352
Gomez, J	.167	9	24	1	4	1	0	1	2	7	9	0	.688
Hendrick, A	.211	63	209	30	44	16	0	7	29	51	100	4	.767
Hinds, R	.251	43	167	33	42	10	2	10	27	13	52	6	.834
Ibarra, R	.195	27	82	9	16	3	0	1	8	16	29	0	.627
Johnson, I	.263	52	186	27	49	14	2	6	23	27	61	8	.823
Lantigua, D	.229	69	231	27	53	22	0	5	24	20	106	2	.689
Leyton, B	.248	80	303	47	75	22	2	6	36	17	60	4	.689
Marrero, W	.203	65	212	30	43	7	2	5	17	29	85	0	.644
McGarry, A	.360	7	25	7	9	1	1	4	7	6	9	0	1.429
Reyes, R	.248	32	113	15	28	1	0	2	15	5	26	1	.587
Santana, D	.221	50	163	22	36	5	0	3	18	10	56	1	.585
Seminati, L	.211	69	227	32	48	10	1	10	36	30	103	6	.704
Steiger, G	.213	68	216	27	46	6	0	1	24	31	64	14	.565
Thompson, J	.217	21	69	6	15	2	0	2	9	13	23	1	.675
Torres, J	.337	25	95	15	32	4	3	4	17	8	17	6	.952
Trautwein, M	.200	11	30	2	6	2	0	0	2	3	13	2	.561
Triana, M	.227	49	172	23	39	11	1	2	23	14	66	3	.641
Vellojin, D	.247	88	283	56	70	21	1	7	34	72	73	5	.803
Wolforth, G	.221	74	258	38	57	12	5	7	36	26	95	3	.680
Team Totals	.235	120	3831	567	899	211	33	108	492	475	1303	91	.719

Pitcher	W-L	ERA	G	GS	CG	SHO	SV	IP	H	R	ER	BB	SO
Abbott, A	0-0	4.91	4	3	0	0	0	11.0	11	6	6	4	19
Abril, J	1-1	6.49	16	0	0	0	0	26.1	16	22	19	32	37
Aguilera, G	0-2	3.28	6	4	0	0	0	24.2	19	9	9	14	22
Aranguren, F	6-8	4.63	26	2	0	0	0	70.0	74	39	36	41	57
Benschoter, S	0-1	3.60	2	2	0	0	0	5.0	3	4	2	2	10
Bonnin, B	4-0	1.41	7	7	0	0	0	32.0	18	9	5	8	44
Boyle, J	0-0	3.55	4	4	0	0	0	12.2	6	5	5	13	28
Branche, S	5-1	3.62	18	1	0	0	3	37.1	23	17	15	24	68
Cachutt, M	3-4	4.62	22	0	0	0	3	48.2	52	35	25	29	53
Cardona, R	1-1	5.00	4	3	0	0	0	9.0	10	5	5	5	7
Cooper, T	0-3	6.49	11	3	0	0	1	26.1	27	19	19	14	27
Farr, T	0-0	0.00	2	1	0	0	0	6.0	4	0	0	0	8
Franco, J	2-5	6.71	19	11	0	0	0	59.0	50	45	44	42	77
Garbee, T	2-1	2.08	6	0	0	0	1	13.0	7	4	3	5	10
Garcia, P	1-1	1.50	4	0	0	0	0	12.0	7	2	2	2	18
Gonzalez, A	2-0	3.80	13	0	0	0	1	21.1	14	9	9	21	29
Gozzo, J	4-4	5.01	28	0	0	0	3	32.1	20	23	18	41	31
Hanson, N	3-3	3.55	23	1	0	0	2	38.0	30	18	15	23	33
Hellinger, S	0-1	1.62	6	0	0	0	2	16.2	7	3	3	3	25
Karcher, R	0-1	1.13	9	0	0	0	0	8.0	1	2	1	9	19
Koch, I	2-0	6.75	11	0	0	0	0	18.2	14	14	14	27	14
Kravetz, E	0-1	1.64	6	6	0	0	0	22.0	10	5	4	10	33
Lockwood, B	1-0	4.89	29	0	0	0	2	53.1	55	34	29	33	55
Marinan, J	1-6	5.30	13	10	0	0	0	52.2	45	34	31	35	46
Medrano, M	5-2	3.64	16	9	0	0	1	59.1	49	25	24	33	58
Mey, L	0-0	6.00	6	0	0	0	2	9.0	8	7	6	9	10
Parker, J	4-3	4.05	19	18	0	0	0	80.0	63	41	36	33	91
Proctor, J	3-0	1.60	14	12	0	0	0	45.0	31	15	8	22	57
Roa, C	1-1	3.57	5	5	0	0	0	17.2	18	8	7	9	21
Robertson, W	1-0	9.22	13	0	0	0	2	13.2	16	16	14	9	13
Rudd, C	1-3	4.02	6	3	0	0	0	15.2	14	13	7	6	23
Shenefield, H	1-0	6.48	3	0	0	0	0	8.1	9	6	6	1	6
Spiers, C	2-0	3.18	5	4	0	0	1	22.2	19	8	8	5	27
Steiger, G	0-1	18.00	1	0	0	0	0	1.0	2	3	2	0	0
Timpanelli, V	0-1	1.82	20	0	0	0	9	24.2	7	6	5	17	41
Williams, C	2-5	5.74	12	11	0	0	0	47.0	45	35	30	33	34
Wolforth, G	0-0	10.80	1	0	0	0	0	1.2	3	2	2	1	1
Zimmerman, A	2-0	2.57	11	0	0	0	3	21.0	15	7	6	10	31
Team Totals	60-60	4.22	120	120	0	3	36	1022.2	822	555	479	625	1183

Arizona Complex League Reds (Rookie)

Player	AVG	G	AB	R	H	2B	3B	HR	RBI	BB	SO	SB	OPS
Alcantara, D	.213	39	127	14	27	6	2	3	12	20	50	4	.684
Allen II, J	.328	19	61	20	20	3	1	3	11	8	12	14	.997
Almonte, S	.256	43	121	15	31	8	1	4	18	11	46	5	.771
Antonia, D	.155	33	110	11	17	4	2	1	4	14	52	4	.522
Astudillo, W	.294	41	119	22	35	4	0	7	22	10	18	3	.853
Callahan, A	.182	17	44	11	8	2	0	3	10	9	17	0	.765
Castro, F	.303	32	76	17	23	3	2	5	18	17	27	6	1.040
Confidan, Y	.315	50	178	33	56	9	2	11	34	12	48	7	.932
Creal, A	.290	11	31	13	9	2	1	3	7	8	9	5	1.173
De La Cruz, E	.400	11	50	13	20	6	2	3	13	4	15	2	1.235
Dunn, B	.214	6	14	2	3	0	0	0	0	2	3	5	.527
Fernandez, I	.217	40	115	15	25	7	0	1	12	11	35	5	.596
Franco, R	.220	32	82	19	18	5	1	1	9	17	23	4	.710
Gomez, E	.400	9	10	6	4	0	0	1	2	4	3	0	1.300
Guzman, D	.200	2	5	0	1	0	0	0	0	0	1	0	.400
Hinds, R	.294	11	34	6	10	3	2	2	5	4	13	1	1.067
Ibarra, R	.400	4	10	3	4	1	0	1	2	2	3	0	1.300
Jones, H	.207	12	29	4	6	1	0	0	4	4	14	1	.565
Lloyd, M	.333	4	12	3	4	1	0	1	1	1	4	0	1.051
Lopez, L	.135	12	37	3	5	1	1	0	1	2	23	0	.454
Marrero, W	.231	17	52	9	12	1	2	4	11	6	25	0	.891
McLain, M	.429	2	7	2	3	2	1	0	0	0	0	0	1.429
Melo, J	.179	15	28	2	5	0	0	1	3	3	5	0	.567
Miller, J	.500	3	4	1	2	0	0	0	2	2	0	0	1.214
Minier, B	.255	39	145	19	37	11	0	3	26	11	47	0	.701
Mount, D	.444	5	9	6	4	2	0	1	4	4	0	2	1.737
Nelson, M	.000	2	4	1	0	0	0	0	0	2	2	0	.333
Pino, Y	.272	42	114	22	31	7	1	5	23	28	29	7	.898
Rogers, J	.364	4	11	4	4	1	0	0	1	1	1	3	.871
Salcedo, A	.362	31	94	15	34	5	0	4	11	12	30	0	1.002
Steiger, G	.240	8	25	4	6	3	0	0	3	0	4	3	.656
Tamames, J	.208	23	48	9	10	1	1	0	1	5	22	3	.567
Thompson, J	.316	7	19	4	6	2	1	0	3	3	5	1	.961
Torres, J	.300	3	10	3	3	0	1	1	2	2	2	1	1.217
Trautwein, M	.000	3	4	0	0	0	0	1	2	2	2	0	.333
Team Totals	.263	59	1839	331	483	101	24	69	276	241	590	86	.819

Pitcher	W-L	ERA	G	GS	CG	SHO	SV	IP	H	R	ER	BB	SO
Abbott, A	0-0	0.00	2	2	0	0	0	2.0	1	0	0	0	3
Abel, K	0-0	9.00	3	3	0	0	0	4.0	2	4	4	4	3
Abril, J	2-1	4.20	8	0	0	0	0	15.0	8	9	7	12	18
Aguilar, J	3-0	3.12	5	0	0	0	1	8.2	9	4	3	0	14
Aguilera, G	0-1	1.29	5	4	0	0	0	21.0	11	4	3	4	35
Benot, D	0-1	2.70	6	1	0	0	0	10.0	11	5	3	3	23
Benschoter, S	0-0	0.00	3	0	0	0	1	4.0	1	0	0	2	9
Boatman, D	1-0	1.42	4	1	0	0	0	6.1	3	1	1	2	5
Bonnin, B	0-0	2.25	1	1	0	0	0	4.0	2	1	1	1	7
Boyle, J	0-0	0.00	4	4	0	0	0	7.0	3	0	0	1	13
Cardona, R	0-0	0.00	3	1	0	0	1	4.0	2	1	0	0	3
Cruz, R	1-1	3.38	7	2	0	0	1	21.1	15	19	8	15	30
Duarte, D	0-0	9.00	1	0	0	0	0	2.0	2	2	2	1	3
Farr, T	0-0	0.00	1	1	0	0	0	1.0	1	0	0	0	2
Fransen, A	3-1	3.78	9	5	0	0	0	33.1	34	16	14	3	43
Garbee, T	0-0	0.00	5	0	0	0	4	6.1	2	0	0	0	7
Gayman, M	1-1	4.11	10	0	0	0	2	15.1	20	9	7	2	23
Gilbert, J	4-1	1.33	10	0	0	0	1	20.1	11	4	3	10	36
Gonzalez, A	2-0	3.00	5	0	0	0	0	9.0	4	3	3	10	13
Gozzo, J	0-2	4.50	3	0	0	0	0	4.0	4	4	2	2	7
Heatherly, J	0-1	5.19	5	3	0	0	0	8.2	9	5	5	3	9
Henderson, D	0-1	16.62	12	0	0	0	0	8.2	9	18	16	22	17
Holt, O	2-1	7.71	4	1	0	0	0	7.0	7	6	6	2	11
Johnson, A	1-0	4.50	3	0	0	0	0	4.0	2	3	2	3	8
Kravetz, E	0-0	2.50	5	5	0	0	0	18.0	20	6	5	2	27
Kuhnel, J	0-1	2.25	4	1	0	0	1	4.0	4	1	1	0	8
Lopez, J	0-0	4.66	13	0	0	0	0	19.1	19	12	10	9	20
Lorenzen, M	0-0	0.00	1	1	0	0	0	1.0	0	0	0	0	2
Maysonet, Y	1-2	4.28	12	8	0	0	0	33.2	30	26	16	25	32
Medina, F	1-1	8.40	8	0	0	0	0	15.0	18	16	14	12	18
Melo, J	0-0	0.00	1	0	0	0	0	0.2	0	0	0	0	0
Moreno, P	2-0	6.27	13	0	0	0	0	18.2	23	15	13	14	33
Parks, H	0-0	1.59	6	3	0	0	0	11.1	8	2	2	4	13
Peralta, J	3-2	5.87	15	3	0	0	0	38.1	46	35	25	6	32
Pinazzi, N	2-1	2.60	14	0	0	0	0	17.1	15	6	5	14	31
Roa, C	1-0	0.00	2	1	0	0	0	6.1	1	0	0	2	9
Robertson, W	0-0	4.26	6	0	0	0	2	6.1	7	4	3	3	4
Rudd, C	0-0	40.50	1	1	0	0	0	0.2	1	3	3	3	2
Salazar, M	0-0	5.94	12	6	0	0	0	33.1	41	27	22	13	35
Sandridge, J	0-3	7.00	7	0	0	0	0	9.0	6	11	7	8	12
Schneider, J	2-2	8.10	12	0	0	0	1	13.1	9	16	12	18	23
Stallings, J	0-0	0.00	1	0	0	0	1	1.0	1	1	0	1	1
Stevenson, J	0-0	4.50	2	1	0	0	0	2.0	1	1	1	2	4
Zimmerman, A	1-2	7.20	8	0	0	0	0	10.0	15	10	8	2	19
Team Totals	33-26	4.31	59	59	0	3	16	486.1	438	310	233	239	670

Dominican Summer League Reds

Player	AVG	G	AB	R	H	2B	3B	HR	RBI	BB	SO	SB	OPS
Almonte, A	.278	48	162	35	45	9	1	5	33	26	52	15	.836
Ascanio, J	.333	42	111	32	37	5	3	0	24	19	22	12	.890
Balcazar, L	.259	29	112	26	29	5	4	6	15	13	29	8	.882
Chirino, R	.231	40	108	20	25	7	0	2	12	10	41	1	.672
Espinoza, I	.303	42	119	32	36	7	2	2	16	13	15	4	.857
Garcia, J	.180	23	61	9	11	3	0	1	8	11	23	1	.612
Inirio, W	.229	36	118	21	27	6	0	5	17	6	33	1	.710
Isturiz, E	.236	21	55	11	13	4	1	0	5	6	13	2	.674
Jorge, C	.346	47	159	38	55	8	10	3	33	24	32	27	1.015
Leones, L	.189	24	53	10	10	2	1	1	10	4	22	6	.592
Marcano, B	.000	1	0	0	0	0	0	0	0	1	0	0	1.000
Martinez, C	.234	32	64	13	15	3	0	2	10	10	19	1	.755
Omana, D	.371	25	70	13	26	3	0	1	14	8	11	0	.903
Reyes, L	.261	8	23	1	6	0	0	0	0	1	5	0	.581
Rijo, B	.294	46	136	21	40	1	4	1	16	11	44	6	.729
Serrano, J	.287	35	115	15	33	6	4	0	15	12	26	2	.763
Torres, E	.000	3	2	2	0	0	0	0	0	3	1	1	.714
Torres, J	.286	25	70	15	20	1	1	0	14	4	17	4	.662
Valdez, M	.218	51	170	32	37	7	3	3	21	36	73	25	.710
Ysabel, V	.235	8	17	4	4	1	0	0	0	2	6	3	.644
Team Totals	.272	57	1725	350	469	78	34	32	263	220	484	119	.785

Pitcher	W-L	ERA	G	GS	CG	SHO	SV	IP	H	R	ER	BB	SO
Alcantara, E	0-1	8.44	5	0	0	0	0	5.1	5	8	5	9	9
Ascanio, J	0-0	0.00	1	0	0	0	0	0.2	2	2	0	0	1
Castillo, F	1-1	4.91	12	0	0	0	0	18.1	16	20	10	17	11
Castillo, O	2-1	1.10	5	0	0	0	1	16.1	9	4	2	1	21
Castro, L	0-2	5.11	5	1	0	0	0	12.1	10	14	7	14	19
Chirinos, E	2-2	3.28	11	11	1	0	0	46.2	32	20	17	25	47
Cruz, R	0-0	1.06	4	4	0	0	0	17.0	11	4	2	5	26
Davila, V	1-3	5.97	12	6	0	0	0	37.2	45	28	25	20	29
Galindo, C	0-1	10.80	4	0	0	0	0	3.1	3	4	4	7	4
Garcia, G	0-0	1.00	2	2	0	0	0	9.0	3	2	1	1	7
Gonzalez, E	3-0	1.99	8	2	0	0	1	22.2	15	6	5	16	28
Gonzalez, J	0-0	9.00	1	0	0	0	0	1.0	2	1	1	1	1
Gutierrez, D	3-2	3.29	13	9	0	0	1	52.0	47	22	19	16	76
Lorant, N	2-2	2.70	9	9	0	0	0	33.1	23	11	10	12	45
Marcano, B	1-2	10.50	11	0	0	0	0	18.0	14	22	21	29	12
Martinez, C	0-0	5.40	2	0	0	0	0	1.2	3	2	1	1	3
Martinez, J	2-4	4.03	11	9	0	0	0	44.2	46	24	20	23	50
Ramirez, M	6-3	4.63	15	0	0	0	2	23.1	20	14	12	10	35
Rodriguez, A	0-0	6.53	15	0	0	0	1	20.2	21	16	15	17	10
Rojas, J	0-1	3.00	5	0	0	0	0	6.0	4	4	2	3	3
Ros, R	5-2	6.93	15	2	0	0	0	24.2	15	22	19	36	39
Valdez, K	1-0	4.63	13	0	0	0	0	11.2	9	11	6	15	13
Vargas, V	0-0	16.62	9	0	0	0	0	8.2	16	21	16	21	8
Yanez, W	0-0	0.00	2	2	0	0	0	6.0	5	0	0	1	4
Zapata, W	1-0	18.00	3	0	0	0	0	2.0	3	4	4	3	1
Team Totals	30-27	4.49	57	57	1	2	6	443.0	379	286	221	303	502

2022 NOTES



MINOR LEAGUE PLAYERS

ABBOTT, Andrew - LHP AGE: 22; HT: 6-0; WT: 189 B/T: L/L; BORN: 6/1/99, Lynchburg, VA. **SIGNED BY:** Jeff Brooks. **RESIDES:** Nathalie, VA. **OBTAINED:** Selected in the second round (53rd overall) of the 2021 First Year Player Draft. **CAREER NOTES:** In 2021, rated by MLB.com (10th) and Baseball America (12th) as one of the top prospects in the Reds organization. **PERSONAL:** Played collegiately at the University of Virginia where he became the second pitcher in school history to strike out 300 batters...his 162 strikeouts in 2021 were the second-most ever by a UVA pitcher...was one of 25 semifinalists in 2021 for the prestigious Golden Spikes Award...also in 2021, was named first team All-ACC and recognized by several publications as a consensus All-American Second Team...is a three-time ACC All-Academic Team member...earned a degree in Biology from UVA in just 3 years and is currently pursuing his master's degree in psychology...selected to participate on the USA Collegiate National Team in 2019...graduated from Halifax County HS (South Boston, VA), the same school attended by All Elite Wrestling world champion "Hangman" Adam Page and major league pitcher Jeremy Jeffress...named 2017 Gatorade Virginia Player of the Year...was a four-year member of the Halifax swim team.

Yr	Club	W-L	ERA	G	GS	CG	SHO	SV	IP	H	R	ER	HR	BB	SO	WP	BK
2021	Daytona-A	0-0	4.91	4	3	0	0	0	11.0	11	6	6	2	4	19	1	0
	ACL Reds-R	0-0	0.00	2	2	0	0	0	2.0	1	0	0	0	0	3	0	0
Minor Totals - 1 yr		0-0	4.15	6	5	0	0	0	13.0	12	6	6	2	4	22	1	0

ABEL, Kevin - RHP AGE: 23; HT: 6-1; WT: 200; B/T: R/R; BORN: 2/19/99, San Diego, CA. **SIGNED BY:** Brandon Marr. **RESIDES:** San Diego, CA. **OBTAINED:** Selected in the seventh round of the 2021 First Year Player Draft. **PERSONAL:** Played collegiately at Oregon State where he became just the third pitcher in school history with multiple 100-strikeout seasons...was All-Pac 12 Honorable Mention in 2021 and selected to the Golden Spikes Award preseason watch list...as a freshman in 2018, was selected to the College World Series All-Tournament Team...named Baseball America's Freshman of the Year...graduated from Madison HS in San Diego.

Yr	Club	W-L	ERA	G	GS	CG	SHO	SV	IP	H	R	ER	HR	BB	SO	WP	BK
2021	ACL Reds-R	0-0	9.00	3	3	0	0	0	4.0	2	4	4	1	3	6	1	0

ABRIL, Juan - RHP AGE: 24; HT: 5-8; WT: 187; B/T: R/R; BORN: 3/11/98, Hato Mayor, DR. **SIGNED BY:** Felix Romero. **RESIDES:** Santo Domingo, DR. **OBTAINED:** Signed as a non-drafted free agent on 1/20/17.

Yr	Club	W-L	ERA	G	GS	CG	SHO	SV	IP	H	R	ER	HR	BB	SO	WP	BK
2017	DSL Reds-R	8-1	2.21	18	0	0	0	3	40.2	20	14	10	0	28	35	15	0
2018	AZL Reds-R	2-2	3.94	14	0	0	0	1	29.2	23	18	13	1	11	41	3	1
2019	Greeneville-R	1-7	6.99	12	12	0	0	0	37.1	45	32	29	3	21	32	6	0
2021	Daytona-A	1-1	6.49	16	0	0	0	0	26.2	16	22	19	2	32	37	4	0
	ACL Reds-R	2-1	4.20	8	0	0	0	0	15.0	8	9	7	1	12	18	3	0
Minor Totals - 4 yrs		14-12	4.71	68	12	0	0	4	149.0	112	95	78	7	104	163	31	1

AGUIAR, Julian - RHP AGE: 20; HT: 6-0; WT: 188; B/T: L/R; BORN: 6/4/01, Long Beach, CA. **SIGNED BY:** Mike Misuraca. **RESIDES:** Long Beach, CA. **OBTAINED:** Selected in the 12th round of the 2021 First Year Player Draft. **PERSONAL:** Played collegiately at El Camino Junior College and Cypress Senior College...graduated from Millikan HS (Long Beach, CA).

Yr	Club	W-L	ERA	G	GS	CG	SHO	SV	IP	H	R	ER	HR	BB	SO	WP	BK
2021	ACL Reds-R	3-0	3.12	5	0	0	0	1	8.2	9	4	3	1	0	14	0	0

AGUILERA, Gabriel - RHP AGE: 21; HT: 6-0; WT: 213; B/T: R/R; BORN: 8/19/00, Rio Caribe, VZ. **SIGNED BY:** Richard Castro and Bob Engle. **RESIDES:** Estado Bolivar, VZ. **OBTAINED:** Signed as a non-drafted free agent on 10/16/18. **CAREER NOTES:** In 2021, was selected by Baseball America as an Arizona Complex Leagues All-Star.

Yr	Club	W-L	ERA	G	GS	CG	SHO	SV	IP	H	R	ER	HR	BB	SO	WP	BK
2019	DSL Reds-R	2-3	4.33	14	7	0	0	0	43.2	44	24	21	3	9	35	7	1
2021	Daytona-A	0-2	3.28	6	4	0	0	0	24.2	19	9	9	0	14	22	4	1
	ACL Reds-R	0-1	1.29	5	4	0	0	0	21.0	11	4	3	1	4	35	2	0
Minor Totals - 2 yrs		2-6	3.32	25	15	0	0	0	89.1	74	37	33	4	27	92	13	2

ALCANTARA, Deivid - OF AGE: 18; HT: 6-2; WT: 180; B/T: R/R; BORN: 6/14/03, San Juan, PR. **SIGNED BY:** Felix Romero, Richard Jimenez. **RESIDES:** San Pedro de Macoris, DR. **OBTAINED:** Signed as a non-drafted free agent on 7/2/19.

Yr	Club	AVG	G	AB	R	H	2B	3B	HR	RBI	SH	SF	HB	BB	SO	SB	CS	OBP	SLG	E
2021	ACL Reds-R	.213	39	127	14	27	6	2	3	12	0	1	1	20	50	4	5	.322	.362	8

ALCANTARA, Eddy - RHP AGE: 22; HT: 6-5; WT: 180; B/T: L/L; BORN: 2/11/00, Yamasa, Monte Plata, DR. **SIGNED BY:** Richard Jimenez. **RESIDES:** Yamasa, Monte Plata, DR. **OBTAINED:** Signed as a non-drafted free agent on 3/6/19.

Yr	Club	W-L	ERA	G	GS	CG	SHO	SV	IP	H	R	ER	HR	BB	SO	WP	BK
2019	DSL Reds-R	3-2	3.92	15	1	0	0	0	39.0	31	19	17	4	22	39	11	2
2021	DSL Reds-R	0-1	8.44	5	0	0	0	0	5.1	5	8	5	1	9	9	5	0
Minor Totals - 2 yrs		3-3	4.47	20	1	0	0	0	44.1	36	27	22	5	31	48	16	2

ALLEN, Jay - OF AGE: 19; HT: 6-0; WT: 205 B/T: R/R; BORN: 11/22/02, Fort Pierce, FL. **SIGNED BY:** Manuel Fabian. **RESIDES:** Fort Pierce, FL. **OBTAINED:** Selected in the first round (30th overall) of the 2021 First Year Player Draft as a compensation pick. **CAREER NOTES:** In 2021, rated by MLB.com as the Reds fifth-best prospect...following the season was rated by Baseball America as the 10th-best prospect in the Arizona Complex League and the seventh-best prospect in the Reds system. **PERSONAL:** Graduated from John Carroll Catholic HS (FL), where in 2021, was rated by Perfect Game as the 20th-best prep player in the country and the third-best in the state of Florida...was a 3-sport star at Carroll High, including football as the school's starting quarterback...prior to being drafted, had committed to play baseball at the University of Florida. **TWITTER:** @JayAllen_1.

Yr	Club	AVG	G	AB	R	H	2B	3B	HR	RBI	SH	SF	HB	BB	SO	SB	CS	OBP	SLG	E
2021	ACL Reds-R	.328	19	61	20	20	3	1	3	11	0	1	5	8	12	14	1	.440	.557	0

ALMONTE, Ariel - OF AGE: 18; HT: 6-3; WT: 218; B/T: L/R; BORN: 12/1/03, Sanchez, DR. **SIGNED BY:** Reds International Scouting Dept. **RESIDES:** Sanchez, DR. **OBTAINED:** Signed as an international free agent on 1/15/21.

Yr	Club	AVG	G	AB	R	H	2B	3B	HR	RBI	SH	SF	HB	BB	SO	SB	CS	OBP	SLG	E
2021	DSL Reds-R	.278	48	162	35	45	9	1	5	33	0	1	7	26	52	15	6	.398	.438	3

ALMONTE, Sebastian - INF AGE: 22; HT: 5-9; WT: 195; B/T: R/R; BORN: 10/22/99, Padre Las Casas, DR. SIGNED BY: Edgar Melo. RESIDES: Santo Domingo, DR. OBTAINED: Signed as a non-drafted free agent on 7/4/17.

Yr	Club	AVG	G	AB	R	H	2B	3B	HR	RBI	SH	SF	HB	BB	SO	SB	CS	OBP	SLG	E
2018	DSL Reds-R	.201	47	179	21	36	9	2	1	8	0	0	3	10	58	8	2	.255	.291	9
2019	AZL Reds-R	.272	40	147	23	40	10	3	3	22	1	1	1	13	46	8	2	.333	.442	11
2021	ACL Reds-R	.256	43	121	15	31	8	1	4	18	0	2	4	11	46	5	5	.333	.438	6
Minor Totals - 3 yrs		.239	130	447	59	107	27	6	8	48	1	3	8	34	150	21	9	.303	.380	26

AMADOR, Ranser - INF AGE: 23; HT: 6-2; WT: 207; B/T: R/R; BORN: 3/15/99, Sabana Grande de Palenque, DR. SIGNED BY: Richard Jimenez. RESIDES: Hato Mayor del Rey, DR. OBTAINED: Signed as a non-drafted free agent on 6/15/16.

Yr	Club	AVG	G	AB	R	H	2B	3B	HR	RBI	SH	SF	HB	BB	SO	SB	CS	OBP	SLG	E
2017	DSL Reds-R	.210	55	167	18	35	5	1	1	11	2	1	2	16	48	8	2	.285	.269	9
2018	DSL Reds-R	.259	19	81	10	21	1	0	1	4	0	1	1	2	20	10	3	.282	.309	10
	AZL Reds-R	.224	28	85	8	19	2	1	0	9	0	0	1	5	29	7	2	.275	.271	5
2019	Billings-R	.180	14	50	7	9	2	0	0	4	0	0	0	3	19	2	1	.226	.220	4
	Greenville-R	.142	30	106	5	15	0	1	0	5	1	0	0	6	40	0	3	.188	.160	7
2021	Daytona-A	.244	27	90	15	22	3	2	1	6	0	1	0	5	35	4	0	.281	.356	5
Minor Totals - 4 yrs		.209	173	579	63	121	13	5	3	39	3	3	4	37	191	31	11	.260	.264	40

ANTONIA, Donovan - C AGE: 18; HT: 5-7; WT: 190; B/T: R/R; BORN: 8/13/03, Willemstad, Curacao. SIGNED BY: Fermin Coronel & Trey Hendricks. RESIDES: Curacao. OBTAINED: Signed as a non-drafted free agent on 8/13/19.

Yr	Club	AVG	G	AB	R	H	2B	3B	HR	RBI	SH	SF	HB	BB	SO	SB	CS	OBP	SLG	E
2021	ACL Reds-R	.155	33	110	11	17	4	2	1	4	0	0	3	14	52	4	1	.268	.255	10

ARANGUEN, Frainger - RHP AGE: 25; HT: 6-0; WT: 218; B/T: R/R; BORN: 3/17/97, Santa Cruz, VZ. SIGNED BY: Edgar Melo. RESIDES: Santa Cruz, Aragua, VZ. OBTAINED: Signed as a non-drafted free agent on 3/6/17.

Yr	Club	W-L	ERA	G	GS	CG	SHO	SV	IP	H	R	ER	HR	BB	SO	WP	BK
2017	DSL Reds-R	6-2	2.15	15	0	0	0	0	37.2	37	16	9	0	14	33	4	1
2018	AZL Reds-R	4-1	4.01	16	0	0	0	1	33.2	31	17	15	2	9	29	7	0
2019	Billings-R	3-1	3.16	20	0	0	0	0	31.1	35	15	11	5	6	20	0	0
2021	Daytona-A	6-8	4.63	26	2	0	0	0	70.0	74	39	36	4	41	57	7	1
Minor Totals - 4 yrs		19-12	3.70	77	2	0	0	1	172.2	177	87	71	11	70	139	18	2

ARELLANO, Joneiker - RHP AGE: 17; HT: 5-11; WT: 155; B/T: R/R; BORN: 2/20/05, San Felix, Bolivar, VZ. SIGNED BY: Victor Serrano & Hernan Albornoz. RESIDES: San Felix, Bolivar, VZ. OBTAINED: Signed as an international free agent on 1/15/22. CAREER NOTES: 2022 will be his first professional season.

ASCANIO, Johnny - SS AGE: 18; HT: 5-6; WT: 179; B/T: S/R; BORN: 7/4/03, San Juan de los Morros, Guarico, VZ. SIGNED BY: Ricardo Quintero, Richard Castro. RESIDES: El Sombrero, Guarico, VZ. OBTAINED: Signed as a non-drafted free agent on 7/8/19.

Yr	Club	AVG	G	AB	R	H	2B	3B	HR	RBI	SH	SF	HB	BB	SO	SB	CS	OBP	SLG	E
2021	DSL Reds-R	.333	42	111	32	37	5	3	0	24	1	2	8	19	22	12	7	.457	.432	5

ASTUDILLO, Wilfred - C AGE: 22; HT: 5-11; WT: 252; B/T: S/R; BORN: 3/14/00, Barcelona, VZ. SIGNED BY: Nestor Moreno & Héctor Rincones (Mets). RESIDES: Barcelona, VZ. OBTAINED: Selected from the Mets in the second round of the Triple-A Phase of the 2020 Rule 5 Draft. CAREER NOTES: Signed with the Mets as a non-drafted free agent on 7/19/16. PERSONAL: Is the brother of former Twins catcher Williams Astudillo.

Yr	Club	AVG	G	AB	R	H	2B	3B	HR	RBI	SH	SF	HB	BB	SO	SB	CS	OBP	SLG	E
2017	DSL Mets-1R	.291	52	182	28	53	12	1	0	23	1	4	2	17	20	4	6	.351	.368	4
2018	DSL Mets-2R	.256	25	82	11	21	5	0	1	7	0	0	3	12	8	2	1	.371	.354	3
	GCL Mets-R	.260	14	50	7	13	4	0	0	5	0	0	1	3	5	2	0	.315	.340	2
2019	Kingsport-R	.267	36	120	15	32	2	0	5	18	0	0	2	8	19	0	0	.323	.408	3
2021	ACL Reds-R	.294	41	119	22	35	4	0	7	22	0	2	1	10	18	3	1	.348	.504	1
	Daytona-A	.217	13	46	8	10	0	0	2	5	0	0	0	4	6	0	0	.280	.348	2
Minor Totals - 4 yrs		.274	181	599	91	164	27	1	15	80	1	6	9	54	76	11	8	.340	.397	15

BALCAZAR, Leonardo - INF AGE: 17; HT: 5-10; WT: 190; B/T: R/R; BORN: 6/17/04, Maracay, VZ. SIGNED BY: Aguido Gonzalez, Ricardo Quintero, Richard Castro. OBTAINED: Signed as an international free agent on 1/15/21.

Yr	Club	AVG	G	AB	R	H	2B	3B	HR	RBI	SH	SF	HB	BB	SO	SB	CS	OBP	SLG	E
2021	DSL Reds-R	.259	29	112	26	29	5	4	6	15	0	2	3	13	29	8	4	.346	.536	11

BENOIT, Donovan - RHP AGE: 23; HT: 6-3; WT: 206 B/T: R/R; BORN: 1/22/99, Key West, FL. SIGNED BY: Leonard Partida. RESIDES: Pensacola, FL. OBTAINED: Selected in the 10th round of the 2021 First Year Player Draft. PERSONAL: Played collegiately at Tulane University, where he graduated in 2021 with a bachelor's degree in Health and Wellness (Kinesiology)...also attended Santa Fe College in Gainesville (FL) and the University of Tennessee...drafted by the Rangers in the 36th round of the 2019 First-Year Player Draft but did not sign...graduated from Pensacola Catholic HS (FL), where as a junior set the school record for lowest ERA in a season (0.55, 51ip)...was an academic honor roll selection during his 4 years at PCHS.

Yr	Club	W-L	ERA	G	GS	CG	SHO	SV	IP	H	R	ER	HR	BB	SO	WP	BK
2021	ACL Reds-R	0-1	2.70	6	1	0	0	0	10.0	11	5	3	1	3	23	2	0

BENSCHOTER, Sam - RHP AGE: 24; HT: 6-2; WT: 223; B/T: L/R; BORN: 3/17/98, Ann Arbor, MI. SIGNED BY: Tyler Gibbons. RESIDES: Tecumseh, MI. OBTAINED: Signed as a non-drafted free agent on 7/21/21. PERSONAL: Played collegiately at Michigan State where he was a 3-time Academic All-Big Ten selection...was the Spartans team captain during his senior season in 2020...graduated from Tecumseh HS (MI).

Yr	Club	W-L	ERA	G	GS	CG	SHO	SV	IP	H	R	ER	HR	BB	SO	WP	BK
2021	ACL Reds-R	0-0	0.00	3	0	0	0	1	4.0	1	0	0	0	2	9	0	0
	Daytona-A	0-1	3.60	2	2	0	0	0	5.0	3	4	2	0	2	10	1	0
Minor Totals - 1 yr		0-1	2.00	5	2	0	0	1	9.0	4	4	2	0	4	19	1	0

BOATMAN, Dennis - RHP

AGE: 22; HT: 6-4; WT: 228; B/T: R/R; BORN: 11/20/99, Roseville, CA. SIGNED BY: Rich Bordin. RESIDES: Roseville, CA. OBTAINED: Selected in the 17th round of the 2021 First Year Player Draft. CAREER NOTES: Played collegiately at Sacramento City College and UCLA...graduated from Woodcreek HS (CA), the same school attended by Mets pitcher Stephen Nogosek.

Yr	Club	W-L	ERA	G	GS	CG	SHO	SV	IP	H	R	ER	HR	BB	SO	WP	BK
2021	ACL Reds-R	1-0	1.42	4	1	0	0	0	6.1	3	1	1	0	2	5	0	0

BONNIN, Bryce - RHP

AGE: 23; HT: 6-1; WT: 200; B/T: R/R; BORN: 10/11/98, Webster, TX. SIGNED BY: Paul Scott. RESIDES: Baytown, TX. OBTAINED: Selected in the third round of the 2020 First-Year Player Draft (84th overall). CAREER NOTES: In 2021, in his professional debut earned Low-A Southeast Pitcher of the Month for July while pitching for A-Daytona...following the season was recognized by Baseball America as having the best fastball in the Reds organization...rated by MLB.com (15th) and Baseball America (10th) as one of the Reds top prospects. PERSONAL: Played collegiately at Texas Tech and the University of Arkansas...as a junior for the Red Raiders in 2020, fanned 27 batters over 14.2 innings before the COVID-19 pandemic shortened the season...graduated from Barbers Hill HS (Mont Belvieu, TX)...originally drafted in 2017 by the Cubs (26th round, 795th overall)...father, Shane played football at Tarkio College in Missouri...brother Blake played baseball at the University of Texas at Tyler...brother Brady was a linebacker on the Houston Baptist University football team. TWITTER: @bonninbryce

Yr	Club	W-L	ERA	G	GS	CG	SHO	SV	IP	H	R	ER	HR	BB	SO	WP	BK
2021	ACL Reds-R	0-0	2.25	1	1	0	0	0	4.0	2	1	1	0	1	7	0	0
	Daytona-A	0-2	7.36	3	3	0	0	0	11.0	7	11	9	4	8	20	2	0
	Daytona-A	4-0	1.41	7	7	0	0	0	32.0	18	9	5	0	8	44	1	0
Minor Totals - 1 yr		4-2	2.87	11	11	0	0	0	47.0	27	21	15	4	17	71	3	0

BOYLE, Joe - RHP

AGE: 21; HT: 6-6; WT: 243; B/T: R/R; BORN: 8/14/99, Philadelphia, PA. SIGNED BY: Tyler Gibbons. RESIDES: Goshen, KY. OBTAINED: Selected in the fifth round of the 2020 First-Year Player Draft (143rd overall). CAREER NOTES: Entered the 2021 season rated by MLB.com as the Reds' 26th-best prospect...recognized by Baseball America as having the organization's best fastball (Dec. 2020)...was named 2020 Baseball America Third Team Preseason All-American while at Notre Dame...in 2019, pitched for the Harwich Mariners in the Cape Cod League. PERSONAL: Played collegiately at Notre Dame...graduated from North Oldham HS (Goshen, KY). TWITTER: @joeboylejoe1314.

Yr	Club	W-L	ERA	G	GS	CG	SHO	SV	IP	H	R	ER	HR	BB	SO	WP	BK
2021	Daytona-A	0-0	3.55	4	4	0	0	0	12.2	6	5	5	1	13	28	2	0
	ACL Reds-R	0-0	0.00	4	4	0	0	0	7.0	3	0	0	0	1	13	0	0
Minor Totals - 1 yr		0-0	2.29	8	8	0	0	0	19.2	9	5	5	1	14	41	2	0

BRANCHE, Steven - RHP

AGE: 24; HT: 6-3; WT: 218; B/T: R/R; BORN: 5/18/97, New Paltz, NY. SIGNED BY: Lee Seras. RESIDES: New Paltz, NY. OBTAINED: Signed as a non-drafted free agent on 6/17/20. PERSONAL: Played collegiately at Rochester Institute of Technology, where in 2019 was named Liberty League Pitcher of the Year and received an All Liberty League First Team selection...was named to the 2019 ABCA/Rawlings All New York Second Team...was named to the D3baseball.com All Region Second Team...received 2 Liberty League Pitcher of the Week honors...graduated from New Paltz HS (NY), the same school attended by boxer Floyd Patterson and NFL player/broadcaster Charles Davis.

Yr	Club	W-L	ERA	G	GS	CG	SHO	SV	IP	H	R	ER	HR	BB	SO	WP	BK
2021	Daytona-A	5-1	3.62	18	1	0	0	3	37.1	23	17	15	2	24	68	9	0
	Daytona-A	2-0	1.29	13	0	0	0	1	21.0	8	4	3	0	11	32	1	0
Minor Totals - 1 yr		7-1	2.78	31	1	0	0	4	58.1	31	21	18	2	35	100	10	0

BYRNE, Michael - RHP

AGE: 24 (turns 25 on 4/16); HT: 6-3; WT: 242; B/T: R/R; BORN: 4/16/97, Boca Raton, FL. SIGNED BY: Sean Buckley. RESIDES: Orlando, FL. OBTAINED: Selected in the 14th round of the 2018 First-Year Player Draft. CAREER NOTES: In 2021, his 34 apps ranked 79th among all Reds minor league pitchers...following the season was selected to play for the Surprise Saguaros in the prestigious Arizona Fall League...in 2018, made his professional debut with 19 relief appearances for Advanced-A Daytona...placed on the DL on 8/27-through end of season with lat strain. PERSONAL: Played collegiately at the University of Florida where in 2018 was named NCBWA Stopper of the Year, a Dick Howser Trophy semi-finalist, First Team All-American (Baseball America, D1Baseball.com, NCBWA, Perfect Game) and All-SEC First Team...graduated from Olympia HS (Orlando, FL) where he earned Class 8A Player of the Year in 2015 and compiled a 29-2 varsity pitching record over three seasons, including 2 no-hitters. TWITTER: @mikebyrne_17.

Yr	Club	W-L	ERA	G	GS	CG	SHO	SV	IP	H	R	ER	HR	BB	SO	WP	BK
2018	Daytona-A	1-1	1.25	19	0	0	0	0	21.2	19	5	3	0	10	17	3	0
2019	Daytona-A	7-3	4.27	37	6	0	0	3	65.1	72	34	31	7	15	60	8	0
2021	Chattanooga-AA	5-5	3.24	33	3	0	0	2	50.0	39	19	18	2	22	38	2	0
	Louisville-AAA	0-0	0.00	1	0	0	0	0	0.1	0	0	0	0	1	0	0	0
Minor Totals - 3 yrs		13-9	3.41	90	9	0	0	5	137.1	130	58	52	9	48	115	13	0

CABRERA, Ricardo - SS

AGE: 17; HT: 5-11; WT: 178; B/T: R/R; BORN: 10/31/04, Pariaguán, Anzoategui, VZ. SIGNED BY: Cincinnati Reds International Scouting Department. RESIDES: Pariaguán, Anzoategui, VZ. OBTAINED: Signed as an international free agent on 1/15/22. CAREER NOTES: 2022 will be his first professional season...rated by MLB.com (3rd) and Baseball America (3rd) as one of the top prospects in the 2022 international signing class.

CACHUTT, Manuel - RHP

AGE: 24; HT: 6-0; WT: 226; B/T: R/R; BORN: 6/7/97, Ciudad Bolívar, VZ. SIGNED BY: Edgar Melo. RESIDES: Cruce Con Calle, VZ. OBTAINED: Signed as a non-drafted free agent on 3/6/17.

Yr	Club	W-L	ERA	G	GS	CG	SHO	SV	IP	H	R	ER	HR	BB	SO	WP	BK
2017	DSL Reds-R	4-1	2.00	14	8	0	0	1	54.0	37	19	12	1	15	49	4	1
2018	Greenville-R	2-1	4.15	16	0	0	0	1	30.1	39	19	14	1	15	15	10	0
2019	Billings-R	0-1	6.62	15	0	0	0	0	17.2	22	13	13	1	8	16	3	1
	Greenville-R	0-2	11.88	6	0	0	0	0	8.1	12	14	11	1	10	7	3	1
2021	Daytona-A	3-4	4.62	22	0	0	0	3	48.2	52	35	25	3	29	53	7	2
Minor Totals - 4 yrs		9-9	4.25	73	8	0	0	5	159.0	162	100	75	7	77	140	27	5

CALLAHAN, Austin - INF

AGE: 20; HT: 6-3; WT: 215; B/T: L/R; BORN: 6/6/01, Fremont, NE. SIGNED BY: Mike Keenan. RESIDES: Fremont, NE. OBTAINED: Selected in the 18th round of the 2021 First Year Player Draft. PERSONAL: Played collegiately at Hutchinson Community College (KS), where in 2021, he earned first-team All-Jayhawk West and All-Region VI honors and was an NJCAA Honorable Mention All-American...graduated from Archbishop Bergan HS (Fremont, NE).

Yr	Club	AVG	G	AB	R	H	2B	3B	HR	RBI	SH	SF	HB	BB	SO	SB	CS	OBP	SLG	E
2021	ACL Reds-R	.182	17	44	11	8	2	0	3	10	0	0	1	9	17	0	0	.333	.432	0

CALLIHAN, Tyler - INF AGE: 21; HT: 6-0; WT: 216; B/T: L/R; BORN: 6/22/00, Jacksonville, FL. **SIGNED BY:** Sean Buckley. **RESIDES:** Neptune Beach, FL. **OBTAINED:** Selected in the third round of the 2019 First-Year Player Draft. **CAREER NOTES:** In 2021, during the season was rated by Baseball America as the Reds' No. 16 prospect...in 2020, spent the season at the alternate training site as part of the Reds' 60-player pool Summer Camp roster...ranked by MLB.com as the Reds' eighth-best prospect...in 2019, ranked by MLB.com as the Reds' fifth-best prospect. **PERSONAL:** Was a member of USA Baseball's Under 18 National Team that won the gold medal at the 2018 Pan American Championships in Panama... started all 9 games in the championships and was named to the all-tournament team... hit .528 throughout the tournament with 19 hits and 5 doubles and made 2 apps as a pitcher (3ip, 5k)... graduated from Providence School of Jacksonville. **TWITTER:** @tylercallihan1.

Yr	Club	AVG	G	AB	R	H	2B	3B	HR	RBI	SH	SF	HB	BB	SO	SB	CS	OBP	SLG	E
2019	Greenville-R	.250	52	204	27	51	10	5	5	26	0	2	2	9	46	9	3	.286	.422	12
	Billings-R	.400	5	20	3	8	0	1	1	7	0	0	0	1	4	2	0	.429	.650	0
2021	Daytona-A	.299	23	87	14	26	6	0	2	10	0	2	0	8	13	5	1	.351	.437	4
Minor Totals - 2 yrs		.273	80	311	44	85	16	6	8	43	0	4	2	18	63	16	4	.313	.441	16

CARDONA, Ryan - RHP AGE: 21; HT: 6-0; WT: 211; B/T: R/R; BORN: 5/7/00, Livingston, NJ. **SIGNED BY:** John Ceprini. **RESIDES:** Livingston, NJ. **OBTAINED:** Selected in the 19th round of the 2021 First Year Player Draft. **PERSONAL:** Played collegiately at Marist College (Poughkeepsie, NY), where as a freshman in 2019, was named MAAC-All-Rookie...graduated from Livingston HS (NJ), the same school attended by Seinfeld actor Jason Alexander, former NJ governor Chris Christie, author Harlan Coben, talk-show host Chelsea Handler and Cubs first baseman Frank Schwindel.

Yr	Club	W-L	ERA	G	GS	CG	SHO	SV	IP	H	R	ER	HR	BB	SO	WP	BK
2021	Daytona-A	1-1	5.00	4	3	0	0	0	9.0	10	5	5	1	5	7	1	1
	ACL Reds-R	0-0	0.00	3	1	0	0	1	4.0	2	1	0	0	0	3	0	0
Minor Totals - 1 yr		1-1	3.46	7	4	0	0	1	13.0	12	6	5	1	5	10	1	1

CASTILLO, Oswaldo - RHP AGE: 19; HT: 6-1; WT: 250; B/T: R/R; BORN: 6/11/02, Valencia, Carabobo, VZ. **SIGNED BY:** Ricardo Quintero, Richard Castro. **RESIDES:** San Diego, Carabobo, VZ. **OBTAINED:** Signed as a non-drafted free agent on 3/9/19.

Yr	Club	W-L	ERA	G	GS	CG	SHO	SV	IP	H	R	ER	HR	BB	SO	WP	BK
2021	DSL Reds-R	2-1	1.10	5	0	0	0	1	16.1	9	4	2	1	1	21	0	2

CASTRO, Fidel - OF AGE: 23; HT: 6-3; WT: 175; B/T: L; BORN: 12/26/98, Santo Domingo, DR. **SIGNED BY:** Richard Jimenez. **RESIDES:** Santo Domingo, DR. **OBTAINED:** Signed as a first-year minor league player on 5/30/16. **CAREER NOTES:** In 2019, ranked among all Reds farmhands in OPS (.876, 6th), slugging pct (.514, 6th) and batting average (.292, 7th)...in 2018, selected as a Dominican Summer League All-Star.

Yr	Club	AVG	G	AB	R	H	2B	3B	HR	RBI	SH	SF	HB	BB	SO	SB	CS	OBP	SLG	E
2017	DSL Reds-R	.167	28	78	8	13	3	0	0	8	0	0	0	9	29	2	2	.253	.205	2
	DSL Rojos-R	.279	20	61	8	17	5	1	1	14	0	1	2	8	14	1	0	.375	.443	2
2018	DSL Reds-R	.262	35	122	21	32	10	6	3	22	0	0	4	25	42	2	2	.404	.516	4
	AZL Reds-R	.315	17	54	9	17	4	2	1	5	0	0	1	8	23	2	1	.413	.519	1
2019	AZL Reds-R	.290	43	169	33	49	10	5	6	30	0	1	3	17	64	9	3	.363	.515	5
	Greenville-R	.313	5	16	2	5	0	0	1	2	0	0	0	1	7	0	1	.353	.500	0
2021	ACL Reds-R	.303	32	76	17	23	3	2	5	18	1	0	3	17	27	6	0	.448	.592	3
Minor Totals - 4 yrs		.271	180	576	98	156	35	16	17	99	1	2	13	85	206	22	9	.376	.476	17

CASTRO, Luis - RHP AGE: 20; HT: 6-4; WT: 223; B/T: R/R; BORN: 3/31/02, Clarines, VZ. **SIGNED BY:** Aguido Gonzalez, Ricardo Quintero, Hernan Albornoz, Richard Castro. **OBTAINED:** Signed as an international free agent on 1/15/21.

Yr	Club	W-L	ERA	G	GS	CG	SHO	SV	IP	H	R	ER	HR	BB	SO	WP	BK
2021	DSL Reds-R	0-2	5.11	5	1	0	0	0	12.1	10	14	7	0	14	19	3	0

CHIRINO, Ray-Jacson - OF AGE: 19; HT: 6-0; WT: 244; B/T: R/R; BORN: 12/24/02, Willemstad, Curacao. **SIGNED BY:** Fermin Coronel, Trey Hendricks. **RESIDES:** Willemstad, Curacao. **OBTAINED:** Signed as a non-drafted free agent on 7/3/19.

Yr	Club	AVG	G	AB	R	H	2B	3B	HR	RBI	SH	SF	HB	BB	SO	SB	CS	OBP	SLG	E
2021	DSL Reds-R	.231	40	108	20	25	7	0	2	12	0	0	4	10	41	1	2	.320	.352	3

CHIRINOS, Eikyn - RHP AGE: 21; HT: 6-1; WT: 185; B/T: R/R; BORN: 9/20/00, San Francisco, Zulia, VZ. **SIGNED BY:** Richard Castro. **RESIDES:** San Francisco, Zulia, VZ. **OBTAINED:** Signed as a non-drafted free agent on 7/8/19. **CAREER NOTES:** In 2021, selected DSL Pitcher of the Week for 7/26-8/1.

Yr	Club	W-L	ERA	G	GS	CG	SHO	SV	IP	H	R	ER	HR	BB	SO	WP	BK
2019	DSL Reds-R	1-0	2.84	7	0	0	0	1	12.2	12	8	4	1	6	12	4	0
2021	DSL Reds-R	2-2	3.28	11	11	1	0	0	46.2	32	20	17	2	25	47	14	0
Minor Totals - 2 yrs		3-2	3.19	18	11	1	0	1	59.1	44	28	21	3	31	59	18	0

CONFIDAN, Yerlin - OF AGE: 19; HT: 6-2; WT: 213; B/T: L/L; BORN: 12/16/02, San Antonio de Guerra, DR. **SIGNED BY:** Edgard Melo, Enmanuel Cartagena, Richard Jimenez. **RESIDES:** Santo Domingo, DR. **OBTAINED:** Signed as a non-drafted free agent on 7/3/19. **CAREER NOTES:** In 2021, named Arizona Complex League Most Valuable Player and ACL All-Star...led Rookie-level players with 11 HR (T1st) and 102 TB...recognized by Baseball America as having the best outfield arm in the Reds system (Dec. 2021)...ranked among all Reds farmhands with a .573 SLG (2nd), .932 OPS (2nd), .315 AVG (3rd), .359 OBP (6th) and 11 HR (T9th).

Yr	Club	AVG	G	AB	R	H	2B	3B	HR	RBI	SH	SF	HB	BB	SO	SB	CS	OBP	SLG	E
2021	ACL Reds-R	.315	50	178	33	56	9	2	11	34	0	1	1	12	48	7	3	.359	.573	7

CONTRERAS, Yan - SS AGE: 21; HT: 6-0; WT: 204; B/T: R/R; BORN: 1/30/01, Yukon, OK. **SIGNED BY:** Hector Otero. **RESIDES:** Vega Baja, Puerto Rico. **OBTAINED:** Selected in the 12th round of the 2019 First-Year Player Draft. **CAREER NOTES:** In 2021, spent the season on the injured list...in 2019, in the offseason played for Carolina of the Puerto Rican Winter League. **PERSONAL:** Attended the Puerto Rico Baseball Academy.

Yr	Club	AVG	G	AB	R	H	2B	3B	HR	RBI	SH	SF	HB	BB	SO	SB	CS	OBP	SLG	E
2019	AZL Reds-R	.145	20	69	8	10	1	2	0	2	0	0	1	14	25	4	1	.298	.217	16
(Did Not Play - Injured)																				

COOPER, Tanner - RHP AGE: 22; HT: 6-2; WT: 217; B/T: R/R; BORN: 9/8/99, Rochester, NY. **SIGNED BY:** Lee Seras. **RESIDES:** Farmington, NY. **OBTAINED:** Selected in the 35th round of the 2019 First-Year Player Draft. **PERSONAL:** Played collegiately at Finger Lakes Community College (Canandaigua, NY) and Stony Brook University (Stony Brook, NY)...as a sophomore for the Lakers in 2019, batted .411 with 16 doubles, 9 triples, 8 HR and 71 RBI while pitching to a 1.62 ERA in 72.1 innings (136k)...earned Mid-State Athletic Conference and NJCAA Region III Player of the Year honors...starred as a high school athlete at Canandaigua Academy. **TWITTER:** @Tanner_Cooper2.

Yr	Club	W-L	ERA	G	GS	CG	SHO	SV	IP	H	R	ER	HR	BB	SO	WP	BK
2019	Greeneville-R	1-0	2.21	15	0	0	0	2	36.2	23	11	9	1	12	42	1	0
2021	Daytona-A	0-3	6.49	11	3	0	0	1	26.1	27	19	19	2	14	27	2	0
Minor Totals - 2 yrs		1-3	4.00	26	3	0	0	3	63.0	50	30	28	3	26	69	3	0

CORREA, Jesus - SS AGE: 17; HT: 5-8; WT: 167; B/T: S/R; BORN: 9/8/04, Cartagena, Colombia. **SIGNED BY:** Cincinnati Reds International Scouting Department.. **RESIDES:** Cartagena, Colombia. **OBTAINED:** Signed as an international free agent on 1/15/22. **CAREER NOTES:** 2022 will be his first professional season.

COTTON, Quin - OF AGE: 24; HT: 5-9; WT: 204; B/T: R/R; BORN: 3/31/98, Torrance, CA. **SIGNED BY:** Dan Cholowsky. **RESIDES:** Aurora, CO. **OBTAINED:** Selected in the eighth round of the 2019 First-Year Player Draft. **CAREER NOTES:** In 2019, ranked by MLB.com as the Reds' 28th-best prospect...selected as a Pioneer League Postseason All-Star...ranked fourth in the Pioneer league with 34 walks...ranked sixth among all Reds farmhands with a .376 OBP. **PERSONAL:** Played collegiately at Grand Canyon University (Phoenix, AZ) where he earned Western Athletic Conference Player of the Year honors as a sophomore...graduated from Regis Jesuit HS (Aurora, CO). **TWITTER:** @TheQC_

Yr	Club	AVG	G	AB	R	H	2B	3B	HR	RBI	SH	SF	HB	BB	SO	SB	CS	OBP	SLG	E
2019	Billings-R	.283	61	237	37	67	14	2	4	27	0	1	2	34	49	8	8	.376	.409	4
2021	Dayton-A	.231	92	338	34	78	13	1	10	41	0	3	3	20	108	24	8	.277	.364	4
Minor Totals - 2 yrs		.252	153	575	71	145	27	3	14	68	0	4	5	54	157	32	16	.320	.383	8

COWAN, Cam - RHP AGE: 23; HT: 6-4; WT: 260; B/T: R/R; BORN: 10/25/98, Des Moines, IA. **SIGNED BY:** Charles Aliano. **RESIDES:** Cedar Rapids, IA. **OBTAINED:** Signed as a non-drafted free agent on 7/21/21. **CAREER NOTES:** In 2021, started Campbell University's opening game against Liberty and didn't pitch again the rest of the season following Tommy John surgery...signed with the Reds as a non-drafted free agent on 7/21 but pro debut was delayed as he recovered from elbow surgery. **PERSONAL:** Played collegiately at Campbell University (Buies Creek, NC), where in 2020 was named to the Big South Presidential Honor Roll and was a preseason All-Big South selection...fanned 15 batters in his Campbell debut on 2/14 vs South Alabama to tie a school record...also pitched at Kirkwood Community College (Cedar Rapids, IA), where in 2018, helped lead his team to its first NJCAA World Series appearance since 1999...graduated from Ankeny Centennial HS (IA) where as a senior, earned first team all-conference, first team all-district and first team all-state honors...established ACHS record for lowest career ERA.

CREAL, Ashton - OF AGE: 23; HT: 6-0; WT: 190; B/T: R/R; BORN: 3/23/99, Joliet, IL. **SIGNED BY:** Andy Stack. **RESIDES:** New Lenox, IL. **OBTAINED:** Selected in the 21st round of the 2019 First-Year Player Draft. **CAREER NOTES:** In 2019, ranked among all Reds farmhands in OBP (.406, 4th). **PERSONAL:** Played collegiately at John A. Logan College (Carterville, IL)...graduated from Metea Valley HS (Aurora, IL). **TWITTER:** @cg_creal.

Yr	Club	AVG	G	AB	R	H	2B	3B	HR	RBI	SH	SF	HB	BB	SO	SB	CS	OBP	SLG	E
2019	AZL Reds-R	.276	48	174	33	48	12	3	0	14	1	0	6	32	48	8	3	.406	.379	3
2021	ACL Reds-R	.290	11	31	13	9	2	1	3	7	0	0	2	8	9	5	0	.463	.710	1
	Daytona-A	.197	25	76	13	15	5	0	0	5	1	1	1	8	35	5	0	.279	.263	2
Minor Totals - 2 yrs		.256	84	281	59	72	19	4	3	26	2	1	9	48	92	18	3	.381	.384	6

CRUZ, Fernando - RHP AGE: 32; HT: 6-2; WT: 201; B/T: S/R; BORN: 3/28/90, Bayamon, PR. **SIGNED BY:** Johnny Ramos (Royals). **RESIDES:** Dorado, PR. **OBTAINED:** Signed as a minor league free agent on 1/27/22. **CAREER NOTES:** Selected by the Royals as a shortstop in the sixth round of the 2007 First-Year Player Draft...released by the Royals on 10/3/12...signed with the Cubs as a minor league free agent on 12/20/14...released by the Cubs on 3/29/16...from 2016-18, played for New Jersey in the independent Canadian-American Association...played in the Puerto Rican Winter League from 2011-2022...also played in the Venezuelan Winter League with Caribes (2017-18), the Mexican League for Puebla (2020-21), Guadalajara (2021) and Jalisco (2021-22) and the Dominican Winter League with Licey (2020-21)...converted to pitcher during the 2011 season...is a career .233/.267/.292 batter in 1,098 PAs at all levels...made apps at 1B (24g), 3B (194g), catcher (32g), SS (3g), OF (4g) and P (330g).

Yr	Club	W-L	ERA	G	GS	CG	SHO	SV	IP	H	R	ER	HR	BB	SO	WP	BK
2011	AZL Royals-R	2-3	7.99	17	0	0	0	1	23.2	30	27	21	1	15	17	3	1
2012	Idaho Falls-R	4-3	6.88	20	0	0	0	3	35.1	49	30	27	2	17	38	6	1
2015	Myrtle Beach-A	1-2	3.78	15	3	0	0	2	33.1	31	15	14	4	12	25	1	0
	Tennessee-AA	2-1	5.46	16	1	0	0	1	31.1	31	25	19	4	20	31	5	0
	Iowa-AAA	0-1	22.50	1	1	0	0	0	4.0	10	10	10	3	2	2	0	0
Minor Totals - 3 yrs		9-10	6.42	69	5	0	0	7	127.2	151	107	91	14	66	113	15	2

CRUZ, Reynardo - RHP AGE: 20; HT: 6-0; WT: 196; B/T: R/R; BORN: 10/24/01, San Pedro de Macoris, DR. **SIGNED BY:** Samuel Pimentel, Emmanuel Cartagena. **RESIDES:** San Pedro de Macoris, DR. **OBTAINED:** Signed as an international free agent on 1/15/21.

Yr	Club	W-L	ERA	G	GS	CG	SHO	SV	IP	H	R	ER	HR	BB	SO	WP	BK
2021	DSL Reds-R	0-0	1.06	4	4	0	0	0	17.0	11	4	2	1	5	26	2	1
	ACL Reds-R	1-1	3.38	7	2	0	0	1	21.1	15	19	8	1	15	30	3	5
Minor Totals - 1 yr		1-1	2.35	11	6	0	0	1	38.1	26	23	10	2	20	56	5	6

CURLIS, Connor - LHP AGE: 25; HT: 6-0; WT: 195; B/T: L/L; BORN: 1/29/96, Findlay, OH. **SIGNED BY:** Ben Jones. **RESIDES:** Findlay, OH. **OBTAINED:** Selected in the 24th round of the 2018 First-Year Player Draft. **CAREER NOTES:** In 2019, named Midwest League Pitcher of the Week on 8/11...in 2018, made his professional debut with 16 apps at Rookie Billings. **PERSONAL:** Played collegiately at Ohio State...graduated from Findlay HS (OH) where he was the 2015 Pitcher of the Year in Three Rivers Athletic Conference...his cousin, Tyler, played baseball at Wittenburg then became a minor league umpire...his cousin, Chad, played baseball at Bowling Green State University. **TWITTER:** @ccurlis9.

Yr	Club	W-L	ERA	G	GS	CG	SHO	SV	IP	H	R	ER	HR	BB	SO	WP	BK
2018	Billings-R	3-0	4.56	16	1	0	0	0	25.2	23	16	13	1	10	33	1	0
2019	Dayton-A	4-6	3.16	17	13	0	0	0	74.0	68	35	26	9	32	72	1	1
	Daytona-A	1-0	0.96	2	2	0	0	0	9.1	12	1	1	0	3	7	0	0
2021	Chattanooga-AA	5-7	5.03	20	20	0	0	0	98.1	88	58	55	21	48	88	4	0
Minor Totals - 3 yrs		13-13	4.12	55	36	0	0	0	207.1	191	110	95	31	93	200	6	1

DAVILA, Vladimir - RHP AGE: 19; HT: 5-11; WT: 158; B/T: R/R; BORN: 9/10/02, Valencia, Carabobo, VZ. SIGNED BY: Ricardo Quintero, Richard Castro. RESIDES: Valencia Carabobo, VZ. OBTAINED: Signed as a non-drafted free agent on 7/27/19.

Yr	Club	W-L	ERA	G	GS	CG	SHO	SV	IP	H	R	ER	HR	BB	SO	WP	BK
2021	DSL Reds-R	1-3	5.97	12	6	0	0	0	37.2	45	28	25	4	20	29	21	1

DE LA CRUZ, Ely - SS AGE: 20; HT: 6-4; WT: 204; B/T: S/R; BORN: 1/11/02, Sabana Grande de Boya, DR. SIGNED BY: Richard Jimenez. RESIDES: Santo Domingo, DR. OBTAINED: Signed as a non-drafted free agent on 7/2/18. CAREER NOTES: Enters the 2022 season rated by Baseball America as the 4th-best prospect in the Reds system. In 2021, combined for 61 games between Rookie ACL Reds and A-Daytona (.296/.336/.538)...appeared in 35g at 3B and 23g at SS...recognized by Baseball America as the best player in the Arizona Complex League, the 4th-best player/6th best prospect in the Low-A Southeast League and the "best athlete" and "fastest baserunner" in the Reds organization...among all Reds farmhands finished 2nd with 9 triples and T4th with 35 XBH...led the Arizona Complex League with a 1.235 OPS...rated during the season by MLB.com (8th) and Baseball America (10th) as one of the Reds top prospects.

Yr	Club	AVG	G	AB	R	H	2B	3B	HR	RBI	SH	SF	HB	BB	SO	SB	CS	OBP	SLG	E
2019	DSL Reds-R	.285	43	165	24	47	11	1	1	26	1	2	4	14	45	3	6	.351	.382	15
2021	ACL Reds-R	.400	11	50	13	20	6	2	3	13	0	0	1	4	15	2	0	.455	.780	2
	Daytona-A	.269	50	197	22	53	12	7	5	29	0	2	1	10	65	8	5	.305	.477	8
Minor Totals - 2 yrs		.291	104	412	59	120	29	10	9	68	1	4	6	28	125	13	11	.342	.476	25

DE LEON, Michael - INF AGE: 25; HT: 6-0; WT: 214; B/T: R/R; BORN: 1/14/97, Santo Domingo, DR. SIGNED BY: Danilo Troncoso (Rangers). RESIDES: Santo Domingo, DR. OBTAINED: Selected from the Rangers with the 11th pick in the Triple-A phase of the 2019 Rule 5 Draft. CAREER NOTES: Played in the Dominican Winter League for Licyey (2020-21, 2021-22)... In 2021, his 47 RBI ranked 9th among all Reds minor leaguers...in 2019, was selected as a Texas League All-Star...finished 8th in the league with 124 hits...in 2018, ranked among Texas League leaders in games (135, 2nd) and hits (132, T10th)...led all TL shortstops for the second consecutive season in total chances (446), putouts (150) and double plays (58)...played for Licyey in the Dominican Winter League...in 2017, opened the season as the second-youngest player in the Texas League...played for Licyey in the Dominican Winter League...in 2016, opened the season as the second-youngest player in the California League...rated statistically as the top defensive shortstop in the CL (.964 fielding pct; 18e/497c)...named Rangers Minor League Defender of the Month for May...in 2015, made 2 stints on the disabled list (7/9-8/10 left femur strain and 9/2-thru end of season right quad strain)...in 2014, finished the season in Class A-advanced as a 17 year-old in his first professional season...played for Surprise in the prestigious Arizona Fall League...was the first 17 year-old to ever play in the league. PERSONAL: Signed with the Rangers as a non-drafted free agent on 7/2/13.

Yr	Club	AVG	G	AB	R	H	2B	3B	HR	RBI	SH	SF	HB	BB	SO	SB	CS	OBP	SLG	E
2014	Frisco-AA	.333	1	3	1	1	1	0	0	0	0	0	0	0	1	0	0	.333	.667	0
	Hickory-A	.244	85	336	42	82	10	2	1	26	5	3	1	28	40	3	3	.302	.295	14
	Myrtle Beach-A	.292	7	24	5	7	3	0	1	6	1	0	0	3	4	0	0	.370	.542	0
2015	Hickory-A	.222	81	306	29	68	11	2	1	29	5	2	1	23	47	1	1	.277	.281	12
2016	High Desert-A	.267	128	454	54	121	25	1	9	54	7	2	4	24	57	7	5	.308	.385	20
2017	Frisco-AA	.223	112	394	29	88	16	1	2	35	2	3	1	18	48	3	2	.257	.284	20
2018	Frisco-AA	.262	135	503	54	132	21	0	4	49	4	4	4	21	69	1	1	.295	.328	12
2019	Frisco-AA	.260	127	477	51	124	17	0	3	40	1	3	5	30	62	3	3	.309	.314	10
2021	Chattanooga-AA	.316	5	19	1	6	1	0	1	4	0	0	0	2	2	0	0	.381	.526	1
	Louisville-AAA	.258	98	275	31	71	15	0	7	43	1	2	1	17	69	0	0	.302	.389	5
Minor Totals - 7 yrs		.251	779	2791	297	700	120	6	29	286	26	19	17	166	399	18	15	.295	.329	94

DELUCA, Joe - C AGE: 26; HT: 6-3; WT: 220; B/T: S/R; BORN: 8/29/95, Cicero, NY. SIGNED BY: Lee Seras. RESIDES: Cicero, NY. OBTAINED: Signed as a minor league free agent on 3/26/22. CAREER NOTES: 2022 will be his first season in professional affiliated baseball after 5 seasons playing on the independent circuits (Fargo-Moorhead of American Association, Evansville of Frontier League, Aigles de Trois-Rivières of Can-Am Division, Jersey of All-American Baseball Challenge, Southern Maryland of Atlantic League, Panama of 2021-22 Caribbean Series). PERSONAL: Played collegiately at Niagara Community College and The College of Saint Rose...graduated from Cicero-North Syracuse HS, the same school attended by actor Richard Gere and MLB pitcher Patrick Corbin.

DEMURIAS, Eddy - RHP PRONUNCIATION: duh-MYUR-ee-us. AGE: 23; HT: 6-1; WT: 202; B/T: R/R; BORN: 8/1/97, Miami, FL. SIGNED BY: Jimmy Moran. RESIDES: Miami, FL. OBTAINED: Selected in the 27th round of the 2018 First-Year Player Draft. CAREER NOTES: In 2021, among all Reds minor league pitchers, finished 5th with 38 apps...following the season was selected to play for the Surprise Saguaros in the prestigious Arizona Fall League...in 2019, became the first pitcher in Class-A Dayton franchise history to bat and score a run in the same inning (8/14 at Bowling Green)...this was notable due to the fact that the Midwest League utilizes the DH for all games...in 2018, made his professional debut with 20 relief appearances for Rookie Billings...selected as a Pioneer League midseason All-Star. PERSONAL: Played collegiately at the University of South Carolina, Miami Dade College and the University of Florida...was a member of the 2017-18 Spring SEC Academic Honor Roll...graduated from Miami Killian HS (FL). TWITTER: @DatDudeED5.

Yr	Club	W-L	ERA	G	GS	CG	SHO	SV	IP	H	R	ER	HR	BB	SO	WP	BK
2018	Billings-R	1-5	4.97	20	0	0	0	3	29.0	33	22	16	2	10	25	3	1
2019	Dayton-A	3-4	4.50	40	0	0	0	4	78.0	85	42	39	4	24	70	6	1
2021	Chattanooga-AA	3-3	2.43	30	0	0	0	1	40.2	24	13	11	2	21	42	0	0
	Dayton-A	0-0	0.00	6	0	0	0	2	9.0	3	0	0	0	6	10	2	0
	Louisville-AAA	0-0	9.00	2	0	0	0	0	2.0	3	2	2	0	1	0	0	0
Minor Totals - 3 yrs		7-12	3.86	98	0	0	0	10	158.2	148	79	68	8	62	147	11	2

DUNN, Blake - OF AGE: 23; HT: 5-8; WT: 207; B/T: R/R; BORN: 9/5/98, Holland, MI. SIGNED BY: Tyler Gibbons. RESIDES: Saugatuck, MI. OBTAINED: Selected in the 15th round of the 2021 First Year Player Draft. PERSONAL: Played collegiately at Western Michigan University, where he was named the preseason MAC Player of the Year by D1Baseball in 2021...in 2020 was named by Baseball America as the second-best athlete in college baseball...in 2019 was named first team All-MAC...is the first WMU Bronco drafted by the Reds since Adam Rosales in 2005 (12th round)...posted a 3.5 cumulative GPA at WMU...graduated from Saugatuck HS (MI) where he accumulated 16 varsity letters in baseball, football, basketball and track-and-field...did not play baseball and track-and-field his senior year at Saugatuck High due to injury...established school basketball records for single-game scoring record (51) and most career points (1,541)...is a 3-time state champion in the 100-meter hurdles and 300-meter hurdles...holds 6 track records at Saugatuck...finished high school football career ranked second in Michigan High School Football history with 824 points scored...has 8 siblings.

Yr	Club	AVG	G	AB	R	H	2B	3B	HR	RBI	SH	SF	HB	BB	SO	SB	CS	OBP	SLG	E
2021	ACL Reds-R	.214	6	14	2	3	0	0	0	0	0	0	0	2	3	5	0	.313	.214	0
	Daytona-A	.357	5	14	1	5	1	0	1	5	1	0	0	0	5	0	0	.357	.643	0
Minor Totals - 1 yr		.286	11	28	3	8	1	0	1	5	1	0	0	2	8	5	0	.333	.429	0



ESPINOZA, Iverson - INF AGE: 19; HT: 5-7; WT: 170; B/T: R/R; BORN: 1/6/03, Maracay, Aragua, VZ. SIGNED BY: Andy Stack. RESIDES: Maracay, Aragua, VZ. OBTAINED: Signed as a non-drafted free agent on 7/8/19.

Table with 20 columns: Yr, Club, AVG, G, AB, R, H, 2B, 3B, HR, RBI, SH, SF, HB, BB, SO, SB, CS, OBP, SLG, E. Row 1: 2021 DSL Reds-R .303 42 119 32 36 7 2 2 16 0 0 9 13 15 4 5 .411 .445 5

FARR, Thomas - RHP AGE: 22; HT: 6-0; WT: 198; B/T: R/R; BORN: 4/29/99, Atlanta, GA. SIGNED BY: Charles Aliano. RESIDES: Tyrone, GA. OBTAINED: Selected in the fifth round of the 2021 First Year Player Draft. CAREER NOTES: In 2021, rated by both MLB.com and Baseball America as the Reds 29th-best prospect. PERSONAL: Played collegiately at South Carolina and NW Florida State College...named by Prep Baseball Report as the top junior college prospect in the state of Florida for 2019...graduated from Sandy Creek HS (GA), the same school that produced several NFL players, including WR Calvin Johnson and Cincinnati Bengals CB Mike Hilton.

Table with 20 columns: Yr, Club, W-L, ERA, G, GS, CG, SHO, SV, IP, H, R, ER, HR, BB, SO, WP, BK. Row 1: 2021 Daytona-A 0-0 0.00 2 1 0 0 0 0 6.0 4 0 0 0 0 8 0 0 0. Row 2: Daytona-A 0-0 3.00 1 1 0 0 0 0 3.0 2 1 1 1 1 4 0 0. Row 3: ACL Reds-R 0-0 0.00 1 1 0 0 0 0 1.0 1 0 0 0 0 2 0 0. Row 4: Minor Totals - 1 yr 0-0 0.90 4 3 0 0 0 0 10.0 7 1 1 1 1 14 0 0

FERNANDEZ, Iivin - INF AGE: 20; HT: 6-1; WT: 174; B/T: R/R; BORN: 9/8/01, San Francisco de Macoris, DR. RESIDES: San Francisco de Macoris, DR. OBTAINED: Signed as a non-drafted free agent on 7/2/18.

Table with 20 columns: Yr, Club, AVG, G, AB, R, H, 2B, 3B, HR, RBI, SH, SF, HB, BB, SO, SB, CS, OBP, SLG, E. Row 1: 2019 DSL Reds-R .274 40 146 17 40 4 0 0 16 1 2 3 18 27 5 6 .361 .301 9. Row 2: 2021 ACL Reds-R .217 40 115 15 25 7 0 1 12 0 0 1 11 35 5 1 .291 .304 9. Row 3: Minor Totals - 2 yrs .249 80 261 32 65 11 0 1 28 1 2 4 29 62 10 7 .331 .303 18

FIGUEROA, Miguel - RHP AGE: 24; HT: 6-2; WT: 187; B/T: R/R; BORN: 8/9/97, Santo Domingo, DR. RESIDES: Santo Domingo, DR. OBTAINED: Selected by the Reds from the Giants in the Triple-A Phase of the 2019 Rule 5 Draft. CAREER NOTES: Originally signed by the Giants as a non-drafted free agent on 7/2/15.

Table with 20 columns: Yr, Club, W-L, ERA, G, GS, CG, SHO, SV, IP, H, R, ER, HR, BB, SO, WP, BK. Row 1: 2016 DSL Giants-R 5-0 3.02 11 11 0 0 0 47.2 42 18 16 3 14 28 8 0. Row 2: 2017 AZL Giants-R 0-1 5.24 13 11 0 0 0 44.2 58 44 26 1 13 38 10 1. Row 3: 2018 Salem-Keizer-A 2-5 7.41 14 5 0 0 0 37.2 53 35 31 3 17 16 8 0. Row 4: 2019 AZL Giants-R 1-0 3.86 6 0 0 0 1 18.2 13 9 8 0 5 28 6 0. Row 5: Salem-Keizer-A 0-0 2.08 9 0 0 0 2 17.1 12 7 4 0 10 17 1 0. Row 6: 2021 Chattanooga-AA 0-1 5.40 29 0 0 0 0 40.0 44 25 24 7 25 60 3 1. Row 7: Minor Totals - 5 yrs 8-7 4.76 82 27 0 0 3 206.0 222 138 109 14 84 187 36 2

FISHER, Andy - LHP AGE: 26; HT: 6-0; WT: 197; B/T: L/L; BORN: 1/9/96, Urbana, IL. SIGNED BY: Andy Stack. RESIDES: Nashville, TN. OBTAINED: Signed as a minor league free agent on 6/9/19. CAREER NOTES: In 2019, earned Reds Minor League Pitcher of the Month for July in his first full month as a professional...did not allow an earned run or a walk in his first 4 apps with Class-A Dayton spanning 15 innings (3h, 19k)...named Midwest League Pitcher of the Week on 7/21. PERSONAL: Played collegiately at the University of Illinois where in 2019 earned All-Big Ten First Team honors and Academic All-Big Ten honors...named NCBWA National Pitcher of the Week and Big Ten Pitcher of the Week in May 2019...graduated from Illinois with a degree in Finance...working toward master's degree (recreation, sport and tourism)...also attended Eastern Illinois University...graduated from Bowling Green HS (OH) where in addition to baseball, played football and soccer.

Table with 20 columns: Yr, Club, W-L, ERA, G, GS, CG, SHO, SV, IP, H, R, ER, HR, BB, SO, WP, BK. Row 1: 2019 Greeneville-R 0-0 0.87 6 1 0 0 0 20.2 13 4 2 0 3 26 1 0. Row 2: Dayton-A 3-3 2.73 10 1 0 0 0 26.1 18 10 8 2 4 32 0 0. Row 3: 2021 Dayton-A 5-1 3.80 26 0 0 0 1 45.0 36 19 19 1 24 64 2 0. Row 4: Minor Totals - 2 yrs 8-4 2.84 42 2 0 0 1 92.0 67 33 29 3 31 122 3 0

FRANCO, Jose - RHP AGE: 21; HT: 6-2; WT: 239; B/T: R/R; BORN: 11/25/00, Aragua, VZ. SIGNED BY: Richard Castro and Bob Engle. RESIDES: Aragua, VZ. OBTAINED: Signed as a non-drafted free agent on 10/16/18. CAREER NOTES: In 2019, ranked among all Reds farmhands with a 2.20 ERA.

Table with 20 columns: Yr, Club, W-L, ERA, G, GS, CG, SHO, SV, IP, H, R, ER, HR, BB, SO, WP, BK. Row 1: 2019 DSL Reds-R 3-1 2.20 14 14 0 0 0 57.1 50 19 14 1 14 59 6 1. Row 2: 2021 Daytona-A 2-5 6.71 19 11 0 0 0 59.0 50 45 44 12 42 77 11 2. Row 3: Minor Totals - 2 yrs 5-6 4.49 33 25 0 0 0 116.1 100 64 58 13 56 136 17 3

FRANCO, Rafael - OF AGE: 20; HT: 6-0; WT: 155; B/T: R/R; BORN: 6/20/01, Chihuahua, MX. SIGNED BY: Hector Otero. RESIDES: Chihuahua, MX. OBTAINED: Signed as a non-drafted free agent on 1/18/18.

Table with 20 columns: Yr, Club, AVG, G, AB, R, H, 2B, 3B, HR, RBI, SH, SF, HB, BB, SO, SB, CS, OBP, SLG, E. Row 1: 2018 AZL Reds-R .256 33 82 10 21 5 0 0 3 0 0 4 8 25 6 1 .351 .317 3. Row 2: 2019 AZL Reds-R .232 39 138 21 32 1 2 1 13 0 2 4 8 31 6 1 .289 .290 2. Row 3: 2021 ACL Reds-R .220 32 82 19 18 5 1 1 9 0 1 3 17 23 4 3 .369 .341 0. Row 4: Daytona-A .034 11 29 5 1 0 0 0 3 1 0 1 11 12 2 1 .317 .034 0. Row 5: Minor Totals - 3 yrs .218 115 331 55 72 11 3 2 28 1 3 12 44 91 18 6 .328 .287 5

FRANSEN, Arij - RHP AGE: 20; HT: 6-3; WT: 207; B/T: R/R; BORN: 5/20/01, Deventer, Netherlands. SIGNED BY: Evert Jan't Hoen, Trey Hendricks. RESIDES: Deventer, Netherlands. OBTAINED: Signed as a non-drafted free agent on 5/27/19.

Table with 20 columns: Yr, Club, W-L, ERA, G, GS, CG, SHO, SV, IP, H, R, ER, HR, BB, SO, WP, BK. Row 1: 2021 ACL Reds-R 3-1 3.78 9 5 0 0 0 33.1 34 16 14 3 3 43 3 1

FREE, James - C AGE: 24; HT: 6-1; WT: 220; B/T: S/R; BORN: 4/14/98, Anaheim, CA. SIGNED BY: Rich Bordi. RESIDES: Stockton, CA. OBTAINED: Signed as a minor league free agent, 6/22/19. PERSONAL: Played at the University of the Pacific (Stockton, CA)...graduated from Damien HS (La Verne, CA).

Table with 20 columns: Yr, Club, AVG, G, AB, R, H, 2B, 3B, HR, RBI, SH, SF, HB, BB, SO, SB, CS, OBP, SLG, E. Row 1: 2019 Billings-R .245 43 155 30 38 9 1 7 24 0 1 3 18 38 0 0 .333 .452 2. Row 2: 2021 Dayton-A .232 56 185 21 43 13 0 3 27 0 3 1 27 56 1 0 .329 .351 2. Row 3: Minor Totals - 2 yrs .238 99 340 51 81 22 1 10 51 0 4 4 45 94 1 0 .331 .397 4

GALINDO, Cristian - LHP AGE: 19; HT: 6-2; WT: 150; B/T: L/L; BORN: 10/14/02, Charallave, VZ. SIGNED BY: Richard Castro, David Espinosa. OBTAINED: Signed as an international free agent on 1/15/21.

Yr	Club	W-L	ERA	G	GS	CG	SHO	SV	IP	H	R	ER	HR	BB	SO	WP	BK
2021	DSL Reds-R	0-1	10.80	4	0	0	0	0	3.1	3	4	1	7	4	0	1	

GARBEE, Tyler - RHP AGE: 25; HT: 6-2; WT: 212; B/T: R/R; BORN: 10/8/96, New York, NY. SIGNED BY: Jeff Brookens. RESIDES: Sewickley, PA. OBTAINED: Selected in the 19th round of the 2019 First-Year Player Draft. PERSONAL: Played collegiately at Mercyhurst University and the University of Pittsburgh... graduated from Quaker Valley HS (Leetsdale, PA), the same school attended by longtime NFL head coach Chuck Knox. TWITTER: @TGarbs3.

Yr	Club	W-L	ERA	G	GS	CG	SHO	SV	IP	H	R	ER	HR	BB	SO	WP	BK
2019	Greenville-R	2-2	3.83	15	5	0	0	2	47.0	48	23	20	3	11	52	6	1
2021	Daytona-A	2-1	2.08	6	0	0	0	1	13.0	7	4	3	1	5	10	0	0
	Dayton-A	1-2	11.32	9	0	0	0	0	10.1	15	15	13	3	16	14	1	1
	ACL Reds-R	0-0	0.00	5	0	0	0	4	6.1	2	0	0	0	0	7	1	0
Minor Totals - 2 yrs		5-5	4.23	35	5	0	0	7	76.2	72	42	36	7	32	83	8	2

GARCIA, Juan - C AGE: 18; HT: 5-9; WT: 214; B/T: R/R; BORN: 5/3/03, Cartagena, Colombia. SIGNED BY: Jose Valdelamar & Trey Hendricks. RESIDES: Cartagena, Colombia. OBTAINED: Signed as a non-drafted free agent on 7/4/19.

Yr	Club	AVG	G	AB	R	H	2B	3B	HR	RBI	SH	SF	HB	BB	SO	SB	CS	OBP	SLG	E
2021	DSL Reds-R	.180	23	61	9	11	3	0	1	8	0	0	3	11	23	1	0	.333	.279	6

GARCIA, Pedro - RHP AGE: 26 (turns 27 on 3/21); HT: 5-8; WT: 214; B/T: R/R; BORN: 3/21/95, Maracaibo, VZ. RESIDES: Fort Worth, TX. OBTAINED: Signed as a non-drafted free agent on 7/22/19. CAREER NOTES: In 2021-22, pitched for Lara in the Venezuelan League...in 2020-21, pitched for Manati in the Puerto Rican Winter League. PERSONAL: Pitched at Georgia Gwinnett College, where he led the Grizzlies to the 2019 Association of Independent Institutions tournament title and to the 2019 Avista NAIA World Series...played for Southeastern Community College (IA), where he was an all-conference selection...has 6 sisters and 3 brothers.

Yr	Club	W-L	ERA	G	GS	CG	SHO	SV	IP	H	R	ER	HR	BB	SO	WP	BK
2019	AZL Reds-R	1-0	0.00	5	2	0	0	0	14.1	12	1	0	0	4	14	1	0
	Dayton-A	0-0	0.00	1	0	0	0	0	1.1	0	0	0	0	0	2	1	0
2021	Daytona-A	1-1	1.50	4	0	0	0	0	12.0	7	2	2	1	2	18	3	0
	Daytona-A	7-4	4.20	28	0	0	0	3	40.2	34	28	19	3	24	53	5	1
Minor Totals - 2 yrs		9-5	2.77	38	2	0	0	3	68.1	53	31	21	4	30	87	10	1

GAYMAN, Myles - RHP AGE: 24; HT: 6-3; WT: 203; B/T: R/R; BORN: 2/19/98, Chambersburg, PA. SIGNED BY: Andrew Fabian. RESIDES: Greencastle, PA. OBTAINED: Signed as a non-drafted free agent on 7/1/20. PERSONAL: Played collegiately at Penn State and Barry University (Miami Shores, FL)...graduated from Greencastle-Antrim HS (Greencastle, PA). TWITTER: @Myles_Gayman.

Yr	Club	W-L	ERA	G	GS	CG	SHO	SV	IP	H	R	ER	HR	BB	SO	WP	BK
2021	ACL Reds-R	1-1	4.11	10	0	0	0	2	15.1	20	9	7	1	2	23	0	0

GILBERT, Jake - RHP AGE: 25; HT: 6-6; WT: 238; B/T: R/R; BORN: 12/1/96, Heidelberg, Germany. SIGNED BY: Dan Cholowsky & Charlie Aliano. RESIDES: Evans, GA. OBTAINED: Signed as a non-drafted free agent on 6/22/19. PERSONAL: Played collegiately at the Air Force Academy where he was a member of cadet squadron 13 and majored in business management...graduated from Lakeside HS (Evans, GA), the same school attended by members of the country music group Lady A and olympic shot putter Reese Hoffa...his grandfather, Don Monson, coached men's basketball at Idaho and Oregon...his uncle, Dan Monson is the former men's head basketball coach at Gonzaga and Minnesota and currently serves as the head coach at Long Beach State...his uncle Gale Gilbert, played quarterback at Cal and played in the NFL for the San Diego Chargers and Buffalo Bills...his cousin Garrett Gilbert, played college football at Texas and SMU and played in the NFL...his hometown of Evans, GA is approximately 10 minutes away from Augusta National Golf Course.

Yr	Club	W-L	ERA	G	GS	CG	SHO	SV	IP	H	R	ER	HR	BB	SO	WP	BK
2019	AZL Reds-R	1-1	2.25	5	0	0	0	0	8.0	6	5	2	1	3	13	1	0
	Greenville-R	0-3	6.18	8	6	0	0	1	27.2	31	19	19	2	8	37	4	0
2021	Dayton-A	4-1	5.83	20	0	0	0	2	29.1	30	20	19	3	18	31	8	1
	ACL Reds-R	4-1	1.33	10	0	0	0	1	20.1	11	4	3	0	10	36	13	0
Minor Totals - 2 yrs		9-6	4.54	43	6	0	0	4	85.1	78	48	43	6	39	117	26	1

GILL, Matt - RHP AGE: 23; HT: 6-5; WT: 240; B/T: L/R; BORN: 4/22/98, Hartford, CT. SIGNED BY: John Ceprini. RESIDES: Simsbury, CT. OBTAINED: Selected in the 27th round of the 2019 First-Year Player Draft. PERSONAL: Played collegiately at Boston College...graduated from Avon Old Farms School (Avon, CT)...father Chris was an all-american pitcher Ithaca College and played for Team Canada in the PanAm Games.

Yr	Club	W-L	ERA	G	GS	CG	SHO	SV	IP	H	R	ER	HR	BB	SO	WP	BK
2019	Greenville-R	2-3	7.09	18	0	0	0	2	26.2	44	31	21	1	9	25	4	0
2021	Dayton-A	2-0	3.73	20	0	0	0	0	31.1	33	13	13	3	8	24	2	0
Minor Totals - 2 yrs		4-3	5.28	38	0	0	0	2	58.0	77	44	34	4	17	49	6	0

GILLIAM, Isiah - OF AGE: 25; HT: 6-3; WT: 220; B/T: S/R; BORN: 7/23/96, Liburn, GA. RESIDES: Norcross, GA. OBTAINED: Signed as a minor league free agent on 12/15/21. CAREER NOTES: In 2021, his 26 stolen bases (17th) and 22 doubles (18th) ranked among all Yankees minor league leaders...following the season, played for Indios de Mayaguez in the Puerto Rican Winter League...signed with the Reds as a minor league free agent on 12/15...in 2019, selected as a Florida State League All-Star...in 2018, tied for the FSL lead in games played and ranked among league leaders in hits (2nd), RBI (3rd) and total bases (188, T3rd)...ranked third in RBI among all Yankees farmhands...in 2017, ranked second among Yankees minor league leaders in RBI...finished among South Atlantic League leaders in RBI (2nd), runs scored (2nd), doubles (3rd), slugging (4th), extra-base hits (52, 4th) and total bases (208, 5th)...was named SAL Player of the Week three times (5/8-5/14, 7/31-8/6, 8/28-9/3)...in 2016, ranked among Appalachian League leaders in extra-base hits (24, T3rd) and HR (10, T4th)...in 2015, selected by the Yankees in the 20th round of the First-Year Player Draft. PERSONAL: Played collegiately at Chipola College (FL) and was named NJCAA Third-Team All-American in 2015...graduated from Parkview HS (Liburn, GA), the same school that produced big leaguers Jeff Francoeur, Jeff Keppinger, Matt Olson and Clint Sammons.

Yr	Club	AVG	G	AB	R	H	2B	3B	HR	RBI	SH	SF	HB	BB	CS	OBP	SLG	E	
2015	GCL Yankees2-R	.296	42	135	12	40	11	1	1	23	0	3	0	15	23	2	.359	.415	1
2016	Pulaski-R	.239	57	218	32	52	14	0	10	33	0	1	3	17	64	3	.301	.440	1
2017	Charleston-A	.275	125	444	80	122	33	4	15	85	0	7	5	111	9	.356	.468	10	
2018	Tampa-A	.259	125	474	59	123	22	2	13	71	0	6	4	36	151	4	.313	.397	6
2019	Tampa-A	.269	70	249	36	67	15	0	8	28	0	3	29	93	13	.352	.426	8	
	Trenton-AA	.180	47	161	13	29	5	1	9	23	0	1	2	13	61	0	.249	.391	2
2021	Somerset-AA	.235	100	328	40	77	22	1	11	41	0	4	4	47	116	26	.334	.409	5
Minor Totals - 6 yrs		.254	566	2009	272	510	122	9	67	304	0	22	21	212	619	57	.302	.423	33

PLAYER DEVELOPMENT

GOMEZ, Elvis - C AGE: 22; HT: 5-11; WT: 200; B/T: R/R; BORN: 5/27/99, San Felix, VZ. SIGNED BY: Jose Fuentes. RESIDES: Puerto de Ordaz, VZ. OBTAINED: Signed as a non-drafted free agent on 7/6/15.

Yr	Club	AVG	G	AB	R	H	2B	3B	HR	RBI	SH	SF	HB	BB	SO	SB	CS	OBP	SLG	E
2016	DSL Rojos-R	.300	3	10	4	3	0	0	0	1	0	0	1	2	3	0	0	.462	.300	1
2017	DSL Rojos-R	.238	35	101	12	24	3	0	0	5	0	0	4	8	11	1	1	.319	.267	3
2018	AZL Reds-R	.179	21	56	5	10	1	0	0	3	1	0	2	1	8	0	1	.220	.196	3
2019	AZL Reds-R	.186	36	102	17	19	1	2	0	9	1	1	3	6	25	1	0	.250	.235	6
2021	ACL Reds-R	.400	9	10	6	4	0	0	1	2	0	0	1	4	3	0	0	.600	.700	1
Minor Totals - 5 yrs		.215	104	279	44	60	5	2	1	20	2	1	11	21	50	2	2	.295	.258	14

GONZALEZ III, Alberto - RHP AGE: 22; HT: 6-0; WT: 193; B/T: R/R; BORN: 7/26/99, Laredo, TX. SIGNED BY: Charles Aliano. RESIDES: Laredo, TX. OBTAINED: Selected in the 18th round of the 2018 First-Year Player Draft. PERSONAL: Graduated from Alexander HS (Laredo, TX)...name preference is Alberto Gonzalez III. TWITTER: @Albert_gonz23.

Yr	Club	W-L	ERA	G	GS	CG	SHO	SV	IP	H	R	ER	HR	BB	SO	WP	BK
2018	AZL Reds-R	1-2	4.76	15	0	0	0	1	22.2	23	13	12	0	15	24	10	2
2019	Billings-R	0-0	5.96	11	1	0	0	0	22.2	17	15	15	5	11	29	2	0
	Greenville-R	0-0	7.36	7	0	0	0	0	11.0	12	10	9	0	8	12	3	0
2021	ACL Reds-R	2-0	3.00	5	0	0	0	0	9.0	4	3	3	0	10	13	1	0
	Daytona-A	2-0	3.80	13	0	0	0	1	21.1	14	9	9	3	21	29	5	0
Minor Totals - 3 yrs		5-2	4.98	51	1	0	0	2	86.2	70	50	48	8	65	107	21	2

GONZALEZ, Eduardo - LHP AGE: 18; HT: 6-1; WT: 155; B/T: L/L; BORN: 7/23/03, San Cristobal, DR. SIGNED BY: Jenfr Del Rosario, Emmanuel Cartagena, Boomer Prinstein. RESIDES: San Cristobal, DR. OBTAINED: Signed as a non-drafted free agent on 7/30/21.

Yr	Club	W-L	ERA	G	GS	CG	SHO	SV	IP	H	R	ER	HR	BB	SO	WP	BK
2021	DSL Reds-R	3-0	1.99	8	2	0	0	1	22.2	15	6	5	1	16	28	8	0

GONZALEZ, Juventino - RHP AGE: 20; HT: 6-6; WT: 219; B/T: R/R; BORN: 2/5/02, David, Panama. SIGNED BY: Concepcion Rodriguez, Greg McMillin. OBTAINED: Signed as a non-drafted free agent on 7/30/21. PERSONAL: Hails from the same hometown as long-time Major League catcher Carlos Ruiz.

Yr	Club	W-L	ERA	G	GS	CG	SHO	SV	IP	H	R	ER	HR	BB	SO	WP	BK
2021	DSL Reds-R	0-0	9.00	1	0	0	0	0	1.0	2	1	1	0	1	1	0	0

GOZZO, Jake - RHP AGE: 25; HT: 6-5; WT: 230; B/T: R/R; BORN: 1/5/97, Shawnee, OK. RESIDES: Buckeye, AZ. OBTAINED: Signed as a non-drafted free agent on 2/25/20. PERSONAL: Played collegiately at Oklahoma Baptist University and Orange Coast College (Orange County, CA)...graduated from Redlands East Valley HS (Redlands, CA), the same high school attended by soccer legend Landon Donovan.

Yr	Club	W-L	ERA	G	GS	CG	SHO	SV	IP	H	R	ER	HR	BB	SO	WP	BK
2021	Daytona-A	4-4	5.01	28	0	0	0	3	32.1	20	23	18	3	41	31	12	1
	ACL Reds-R	0-2	4.50	3	0	0	0	0	4.0	4	4	2	1	2	7	1	0
Minor Totals - 1 yr		4-6	4.95	31	0	0	0	3	36.1	24	27	20	4	43	38	13	1

GREEN, Nick - RHP AGE: 27; HT: 6-2; WT: 200; B/T: R/R; BORN: 3/25/95, Fountain, CO. RESIDES: Fountain, CO. OBTAINED: Signed as a minor league free agent on 2/19/22. CAREER TRANSACTIONS: Selected by the Rangers in the seventh round of the 2014 First-Year Player Draft...acquired by the Yankees on 8/11/16 from the Rangers, along with RHP Dillon Tate and RHP Erik Swanson, for OF Carlos Beltrán and cash considerations...selected by Arizona from the Yankees in the Major League phase of the 2019 Rule 5 Draft...returned by Arizona to the Yankees on 3/24/19...signed with Cincinnati as a minor league free agent on 2/19/22. CAREER NOTES: Named Florida State League All-Star in 2018. PERSONAL: Played collegiately at Indian Hills Community College (IA)...graduated from Fountain-Fort Carson HS (CO)...originally drafted by the Yankees in 2013 but did not sign (35th round)...his parents combined to serve 33 years in the armed forces.

Yr	Club	W-L	ERA	G	GS	CG	SHO	SV	IP	H	R	ER	HR	BB	SO	WP	BK
2014	AZL Rangers-R	4-3	3.83	14	5	0	0	0	42.1	29	19	18	1	19	32	6	1
2015	Spokane-A	0-3	7.11	10	9	0	0	0	31.2	38	26	25	2	12	9	9	0
2016	Charleston-A	3-0	1.06	3	3	0	0	0	17.0	13	3	2	0	3	14	3	0
	Spokane-A	2-2	4.98	7	7	0	0	0	34.1	33	22	19	0	14	44	8	0
	Staten Island-A	1-1	1.69	2	2	0	0	0	10.2	7	3	2	1	3	7	0	0
2017	Charleston-A	8-9	4.49	26	26	1	0	0	126.1	131	74	63	7	39	112	23	1
2018	Trenton-AA	1-2	3.63	3	3	0	0	0	17.1	12	9	7	2	7	9	2	0
	Tampa-A	7-5	3.28	20	20	1	0	0	115.1	104	57	42	5	57	93	18	1
2019	Trenton-AA	3-4	7.08	15	13	0	0	0	68.2	87	59	54	3	34	51	13	1
	Staten Island-A	0-2	4.61	3	3	0	0	0	13.2	16	10	7	0	3	12	2	0
2021	Scranton/IV-B - AAA	3-2	3.95	25	7	0	0	0	54.2	47	29	24	3	35	53	5	0
	Somerset-AA	1-2	3.31	6	1	0	0	0	16.1	12	6	6	2	10	12	2	0
Minor Totals - 7 yrs		33-35	4.42	134	99	2	0	0	548.1	529	317	269	26	236	448	91	4

GUEVARA, Khristian - LHP AGE: 17; HT: 6-3; WT: 150; B/T: L/L; BORN: 8/24/04, Yaraquy, VZ. SIGNED BY: Ivan Mora, Ricardo Quintero, Hernan Albornoz. RESIDES: Lara, VZ. OBTAINED: Signed as a non-drafted free agent on 8/3/21. CAREER NOTES: 2022 will be his first professional season.

GUERRERO, Henry - C AGE: 17; HT: 6-0; WT: 191; B/T: R/R; BORN: 10/19/04, Barinas, VZ. SIGNED BY: Ricardo Quintero. RESIDES: Barinas, VZ. OBTAINED: Signed as an international free agent on 1/15/22. CAREER NOTES: 2022 will be his first professional season.

GULLIAMS, Shawn - RHP AGE: 19; HT: 6-1; WT: 178; B/T: R/R; BORN: 6/10/02, Ocala, FL. SIGNED BY: Shawn Guilliams. RESIDES: Belleview, FL. OBTAINED: Selected in the 11th round of the 2021 First Year Player Draft. CAREER NOTES: Professional debut delayed by injury. PERSONAL: Played collegiately at the University of North Florida and the College of Central Florida (Ocala, FL)...graduated from Villages Charter School (FL).

GUTIERREZ, Dualvert - RHP AGE: 21; HT: 6-0; WT: 191; B/T: R/R; BORN: 1/25/01, Valencia, Carabobo, VZ. SIGNED BY: Richard Castro, Richard Jimenez. RESIDES: Valencia, Carabobo, VZ. OBTAINED: Signed as a non-drafted free agent on 9/10/19.

Yr	Club	W-L	ERA	G	GS	CG	SHO	SV	IP	H	R	ER	HR	BB	SO	WP	BK
2021	DSL Reds-R	3-2	3.29	13	9	0	0	1	52.0	47	22	19	3	16	76	9	0

HANSON, Nick - RHP AGE: 23; HT: 6-5; WT: 226; B/T: R/R; BORN: 6/10/98, Burnsville, MN. SIGNED BY: Andy Stack. RESIDES: Savage, MN. OBTAINED: Selected in the third round of the 2016 First-Year Player Draft. CAREER NOTES: In 2019, missed the season due to injury...in 2018, rated by MLB.com as the Reds' 27th-best prospect...limited to 3 starts due to injury (right elbow surgery)...in 2017, did not pitch due to elbow injury...ranked by Baseball America as the Reds' 30th-best prospect...in 2016, following the season ranked by MLB.com (27th) and Baseball America (30th) as one of the Reds' top 30 prospects...named Gatorade Baseball Player of the Year for Minnesota...selected to USA TODAY's American Family Insurance ALL-USA Minnesota First Team. PERSONAL: Graduated from Prior Lake HS (MN). TWITTER: @NickHanson_

Yr	Club	W-L	ERA	G	GS	CG	SHO	SV	IP	H	R	ER	HR	BB	SO	WP	BK
2016	AZL Reds-R	0-2	9.18	8	8	0	0	0	16.2	25	19	17	1	15	15	1	0
2018	AZL Reds-R	0-1	4.5	3	3	0	0	0	4.0	3	2	2	0	1	2	1	0
2021	Daytona-A	3-3	3.55	23	1	0	0	2	38.0	30	18	15	0	23	33	10	0
Minor Totals - 4 yrs		3-6	5.22	34	12	0	0	2	58.2	58	39	34	1	39	50	12	0

HEATHERLY, Jacob - LHP AGE: 23; HT: 6-1; WT: 232; B/T: L/L; BORN: 5/20/98, Cullman, AL. SIGNED BY: James Moran. RESIDES: Cullman, AL. OBTAINED: Selected in the third round of the 2017 First-Year Draft. CAREER NOTES: In 2020, ranked by MLB.com as the Reds' 17th-best prospect...in 2019, ranked by MLB.com as the Reds' 17th-best prospect...in 2018, rated by MLB.com (17) and Baseball America (21) as one of the Reds' top prospects...in 2017, ranked by Baseball America (15th) and MLB.com (17th) as one of the best prospects in the Reds system. PERSONAL: Graduated from Cullman HS (Cullman, AL).

Yr	Club	W-L	ERA	G	GS	CG	SHO	SV	IP	H	R	ER	HR	BB	SO	WP	BK
2017	AZL Reds-R	2-1	2.93	9	6	0	0	0	30.2	26	13	10	3	16	26	3	1
	Billings-R	0-1	12.00	3	3	0	0	0	9.0	17	12	12	0	4	5	1	0
2018	Greenville-R	1-5	5.82	11	11	0	0	0	38.2	34	25	25	3	40	49	4	1
2019	Dayton-A	1-2	8.31	4	4	0	0	0	8.2	12	9	8	0	6	10	2	0
2021	ACL Reds-R	0-1	5.19	5	3	0	0	0	8.2	9	5	5	0	3	9	1	0
Minor Totals - 4 yrs		4-10	5.64	32	27	0	0	0	95.2	98	64	60	6	69	99	11	2

HENDERSON, Damian - LHP AGE: 24; HT: 6-1; WT: 237; B/T: L/L; BORN: 7/14/97, Raleigh, NC. SIGNED BY: Jimmy Moran. RESIDES: Sandy, UT. OBTAINED: Signed as a non-drafted free agent on 7/10/20. PERSONAL: Played collegiately at Cal State-Bakersfield and Salt Lake Community College...is an Eagle Scout. TWITTER: @damianhenderson0.

Yr	Club	W-L	ERA	G	GS	CG	SHO	SV	IP	H	R	ER	HR	BB	SO	WP	BK
2021	ACL Reds-R	0-1	16.62	12	0	0	0	0	8.2	9	18	16	0	22	17	15	0

HENDRICK, Austin - OF AGE: 20; HT: 6-0; WT: 194; B/T: L/L; BORN: 6/15/01, Pittsburgh, PA. SIGNED BY: Jeff Brookens. RESIDES: Oakdale, PA. OBTAINED: Selected in the first round of the 2020 First-Year Player Draft (12th overall). CAREER NOTES: In 2021, rated by MLB.com (4th) and Baseball America (6th) as one of the top prospects in the Reds system...his 51 walks ranked 3rd among all Reds farmhands...in 2020, spent the season at the alternate training site as part of the Reds' 60-player pool Summer Camp roster...ranked by Baseball America (2) and MLB.com (3) as one of the Reds' top prospects...regarded by Baseball America as having the organization's best outfield arm...following the season was rated No. 86 on MLB Pipeline's Top 100 prospects list and No. 97 in Baseball America's Top 100. PERSONAL: Graduated from West Allegheny HS (Imperial, PA)...appeared in 8 games for Team USA during the 2019 WBSC U-18 Baseball World Cup...won the 2019 Under Armour All-America Home Run Derby at Wrigley Field...mother, Gina [Venezia] Hendrick, was a star gymnast at the University of Pittsburgh. TWITTER: @Aust_Hendrick7.

Yr	Club	AVG	G	AB	R	H	2B	3B	HR	RBI	SH	SF	HB	BB	SO	SB	CS	OBP	SLG	E
2021	Daytona-A	.211	63	209	30	44	16	0	7	29	0	0	6	51	100	4	2	.380	.388	4

HERNÁNDEZ, Miguel - SS AGE: 22 (turns 23 on 4/13); HT: 6-0; WT: 193; B/T: R/R; BORN: 4/13/99, Maracay, Aragua, VZ. SIGNED BY: Jose Fuentes. RESIDES: Tumero, Aragua, VZ. OBTAINED: Signed as a non-drafted free agent on 7/10/15. CAREER NOTES: In 2018, combined to hit .280 in 67 games at Rookie Greenville and Rookie Billings...in 2017, hit safely in 20 consecutive games from 8/8-9/1, the longest hitting streak of the season in the Arizona League.

Yr	Club	AVG	G	AB	R	H	2B	3B	HR	RBI	SH	SF	HB	BB	SO	SB	CS	OBP	SLG	E
2016	DSL Rojas-R	.245	64	237	35	58	8	1	1	23	2	3	1	35	37	7	6	.341	.300	29
2017	DSL Rojas-R	.285	37	151	31	43	10	2	1	18	1	2	2	11	24	9	3	.337	.397	8
	AZL Reds-R	.314	32	140	20	44	4	3	1	12	0	0	1	4	18	1	1	.338	.407	8
2018	Greenville-R	.301	60	219	29	66	11	3	2	29	1	2	0	13	37	2	1	.338	.406	13
	Billings-R	.083	7	24	4	2	0	0	0	2	0	0	0	3	2	0	0	.185	.083	2
2019	Dayton-A	.245	127	445	47	109	22	2	5	43	9	4	1	25	94	7	3	.284	.337	28
2021	Chattanooga-AA	.255	25	94	13	24	4	1	0	11	0	0	0	6	26	0	1	.300	.319	6
	Daytona-A	.267	71	262	25	70	14	0	2	37	0	3	2	19	49	6	2	.318	.344	15
Minor Totals - 5 yrs		.265	423	1572	204	416	73	12	12	175	13	14	7	116	287	32	17	.315	.349	109

HINDS, Rece - INF/OF AGE: 21; HT: 6-3; WT: 230; B/T: R/R; BORN: 9/5/00, Niceville, FL. SIGNED BY: Sean Buckley. RESIDES: Sarasota, FL. OBTAINED: Selected in the second round of the 2019 First-Year Player Draft. CAREER NOTES: In 2021, rated by MLB.com (7th) and Baseball America (8th) as one of the top prospects in the Reds system...named Reds Minor League Player of the Month for August...his 12 HR ranked 76th among all Reds minor league batters...following the season was recognized by Baseball America as the best power hitter and the best infield arm in the Reds organization (Dec. 2021)...in 2020, spent the season at the alternate training site as part of the Reds' 60-player pool Summer Camp roster...ranked by Baseball America (8th) and MLB.com (9th) as one of the Reds' top prospects...regarded by Baseball America as having the organization's best power hitter and having the system's best infield arm...in 2019, finished the season as the Reds sixth-best prospect as ranked by MLB.com. PERSONAL: Graduated from IMG Academy (Bradenton, FL) where he was a member of the 2019 USA Today Super 25 National Championship team...finished second to Bobby Witt Jr. in the 2018 MLB High School Home Run Derby at Nationals Park. TWITTER: @HindsRece.

Yr	Club	AVG	G	AB	R	H	2B	3B	HR	RBI	SH	SF	HB	BB	SO	SB	CS	OBP	SLG	E
2019	Greenville-R	.000	3	8	1	0	0	0	0	0	0	0	0	2	3	0	0	.200	.000	1
2021	ACL Reds-R	.294	11	34	6	10	3	2	2	5	0	1	2	4	13	1	1	.390	.676	2
	Daytona-A	.251	43	167	33	42	10	2	10	27	0	1	4	13	52	6	2	.319	.515	8
Minor Totals - 2 yrs		.249	57	209	40	52	13	4	12	33	0	2	6	19	68	7	3	.326	.522	11

HOLT, Owen - RHP AGE: 22 (turns 23 on 4/22); HT: 6-2; WT: 228; B/T: R/R; BORN: 4/22/99, New York, NY. SIGNED BY: Leonard Partida. RESIDES: Houston, TX. OBTAINED: Selected in the 16th round of the 2021 First Year Player Draft. PERSONAL: Played collegiately at Harvard University and Alvin Community College (TX)...played quarterback on Harvard's football team, appearing in 1 game, the 45-27 win over Yale at Fenway Park on 11/17/18...played for the Williamsport Crosscutters in the 2021 MLB Draft League...graduated from Lamar HS (Houston, TX), the same school attended by race car driver A.J. Foyt, NFL wide receiver Josh Gordon, chess grandmaster Ron Henley, Charlie's Angel Jaclyn Smith, Destiny Child's Kelly Rowland and MLB World Series champion Anthony Rendon

Yr	Club	W-L	ERA	G	GS	CG	SHO	SV	IP	H	R	ER	HR	BB	SO	WP	BK
2021	ACL Reds-R	2-1	7.71	4	1	0	0	0	7.0	7	6	6	1	2	11	5	0

HOPKINS, T.J. - OF AGE: 25; HT: 6-1; WT: 205; B/T: R/R; BORN: 1/16/97, Summerville, SC. **SIGNED BY:** Charles Aliano. **RESIDES:** Summerville, SC. **OBTAINED:** Selected in the ninth round of the 2019 First-Year Player Draft. **PERSONAL:** Played collegiately at the University of South Carolina where hit for the cycle on 3/10/19 vs Valparaiso...in 2018 was rated by D1 Baseball as the 31st-best prospect the SEC...graduated from Summerville HS.

Yr	Club	AVG	G	AB	R	H	2B	3B	HR	RBI	SH	SF	HB	BB	SO	SB	CS	OBP	SLG	E
2019	Billings-R	.267	54	202	40	54	11	3	5	30	2	3	2	19	52	12	2	.332	.426	4
2021	Chattanooga-AA	.268	74	257	42	69	14	7	5	33	2	3	4	26	71	3	0	.341	.436	2
Minor Totals - 2 yrs		.268	128	459	82	123	25	10	10	63	4	6	6	45	123	15	2	.337	.431	6

HOWARD, Nick - RHP AGE: 29; HT: 6-3; WT: 232; B/T: R/R; BORN: 4/6/93, Stamford, CT. **SIGNED BY:** Jeff Brookens. **RESIDES:** Celebration, FL. **OBTAINED:** Re-signed with the Reds to a minor league contract on 3/21/21. **CAREER NOTES:** In 2021, returned to the Reds organization by signing a minor league contract on 3/21...combined to make 42 apps between AA-Chattanooga and AAA-Louisville (1-1, 4.50, 8 SV, .197 AVG, 51 K, 44ip)...in 2020, did not pitch due to the COVID-19 Pandemic...spent year in the Royals organization...became a minor league free agent on 11/1...in 2019, released by the Reds on 6/22...signed by the Royals and assigned to AAA-Omaha on 8/12...on the injured list from 8/13-9/14...did not appear in a game while in the Royals system...in 2018, returned from injury and to the mound for the first time since 6/20/17 and made a combined 38 relief apps at Advanced-A Daytona and Double-A Pensacola (right shoulder injury)...in 2017, missed the entire season due to a shoulder injury...in 2015, following the season ranked by Baseball America as the Reds' 16th-best prospect...in 2014, selected by the Reds in the first round (19th overall) of the First-Year Player Draft...rated by MLB.com as the fourth-best prospect in the Reds organization...named by Baseball America as the fifth-best prospect in the Reds system...while at Virginia, named third-team All-American by Louisville Slugger...selected as first-team All-ACC...named to midseason watch lists for John Olerud Two-Way Player, Pitcher of the Year and NCWBA Stopper of the Year awards...served as Cavaliers closer while platooning at DH and 1B...selected to 2014 ACC All-Tournament team...set ACC single-season saves record...named ACC Player of the Week on 3/24/14 after going 8-for-16 as a batter. **PERSONAL:** Played collegiately at the University of Virginia where he finished his career ranked fourth all-time with 20 career saves...graduated from St. John's Catholic Prep HS (Buckeytown, MD)...his father Dale played college baseball at Canisius...his uncle Dennis played in the Blue Jays organization. **TWITTER:** @Howieballgame33.

Yr	Club	W-L	ERA	G	GS	CG	SHO	SV	IP	H	R	ER	HR	BB	SO	WP	BK	
2014	Dayton-A	2-1	3.74	11	5	0	0	0	33.2	28	15	14	4	11	23	0	0	
2015	Daytona-A	3-2	6.63	24	5	0	0	2	38.0	34	32	28	0	50	31	9	0	
2016	Daytona-A	0-1	6.75	25	0	0	0	1	20.0	20	18	15	1	31	20	13	1	
2017	(Injured - Did Not Pitch)																	
2018	Pensacola-AA	2-0	3	12	0	0	0	0	18.0	16	6	6	1	7	12	3	0	
	Daytona-A	1-4	6.23	26	0	0	0	2	34.2	37	29	24	4	27	27	5	0	
2019	Chattanooga-AA	0-1	10.80	3	0	0	0	0	3.1	8	7	4	0	3	2	0	0	
2021	Louisville-AAA	0-1	7.20	20	0	0	0	0	20.0	14	16	16	3	24	16	3	0	
	Chattanooga-AA	1-0	2.25	22	0	0	0	8	24.0	17	8	6	2	12	35	2	0	
Minor Totals 7 yrs		9-10	5.31	143	10	0	0	13	191.2	174	131	113	15	165	166	35	1	

HURTUBISE, Jacob - OF PRONUNCIATION: HURT-uh-bees; AGE: 23; HT: 5-9; WT: 190; B/T: L/R; BORN: 12/11/97, Indianapolis, IN. **SIGNED BY:** Lee Seras. **RESIDES:** Zionsville, IN. **OBTAINED:** Signed as a non-drafted free agent on 7/15/20. **CAREER NOTES:** In 2021, made his professional debut by leading the High-A level with a .413 OBP...following the season was named an Organization All-Star per MiLB.com...ranked among all Reds farmhands in runs (1st), stolen bases (1st), OBP (2nd), BA (T5th), hits (T8th) and OPS (.751, 9th)...entered the season ranked by Baseball America as the organization's fastest baserunner. **PERSONAL:** Played collegiately at Army where he was named Patriot League Preseason Player of the Year heading into the 2020 season...earned CoSIDA Academic All-America honors in 2020...finished his Army career as the program's all-time leader in stolen bases and walks...set Patriot League career records in steals and walks...is the first player to defer his military service to pursue baseball career under the recent pro athlete's exemption policy...graduated from Zionsville Community High School in the top 5% of his class.

Yr	Club	AVG	G	AB	R	H	2B	3B	HR	RBI	SH	SF	HB	BB	SO	SB	CS	OBP	SLG	E
2021	Dayton-A	.283	102	332	77	94	12	3	0	33	2	2	17	58	73	39	10	.413	.337	2

IBARRA, Ruben - 1B AGE: 22 (Turns 23 on 4/26); HT: 6-4; WT: 285 B/T: R/R; BORN: 4/26/99, Santa Cruz, CA. **SIGNED BY:** Rich Bardi. **RESIDES:** Watsonville, CA. **OBTAINED:** Selected in the fourth round of the 2021 First Year Player Draft. **PERSONAL:** Played collegiately at San José State University, where following his junior season, was named All-Mountain West Conference...in 2021, led SJSU in batting average (.381), OPS (1.353), runs (30), hits (43), doubles (9), home runs (14), RBI (32), total bases (96), slugging (.850), walks, 28), OBP (.503), and fielding pct (.996)...finished second overall in Division I in SLG...his 14 HR ranked second in single-season school history - was 1 HR shy of school record despite 25 fewer games...graduated from St. Francis HS (CA) where he established a school record for career home runs...earned all-league honors in baseball, football and basketball...his grandfather and uncle are professional steer wrestlers.

Yr	Club	AVG	G	AB	R	H	2B	3B	HR	RBI	SH	SF	HB	BB	SO	SB	CS	OBP	SLG	E
2021	ACL Reds-R	.400	4	10	3	4	1	0	1	2	0	0	0	2	3	0	0	.500	.800	0
	Daytona-A	.195	27	82	9	16	3	0	1	8	0	2	6	16	29	0	0	.358	.268	1
Minor Totals - 1 yr		.217	31	92	12	20	4	0	2	10	0	2	6	18	32	0	0	.373	.326	1

INIRIO, Wencer - 3B AGE: 19; HT: 6-3; WT: 217; B/T: R/R; BORN: 10/28/02, La Romana, DR. **SIGNED BY:** Carlos Pellerano, Richard Jimenez. **RESIDES:** La Romana, DR. **OBTAINED:** Signed as a non-drafted free agent on 7/2/19.

Yr	Club	AVG	G	AB	R	H	2B	3B	HR	RBI	SH	SF	HB	BB	SO	SB	CS	OBP	SLG	E
2021	DSL Reds-R	.229	36	118	21	27	6	0	5	17	0	1	7	6	33	1	0	.303	.407	8

ISTURIZ, Eddy - C AGE: 18; HT: 5-10; WT: 187; B/T: S/R; BORN: 1/16/04, Caracas, VZ. **SIGNED BY:** Richard Castro, Richard Jimenez. **OBTAINED:** Signed as an international free agent on 1/15/21.

Yr	Club	AVG	G	AB	R	H	2B	3B	HR	RBI	SH	SF	HB	BB	SO	SB	CS	OBP	SLG	E
2021	DSL Reds-R	.236	21	55	11	13	4	1	0	5	0	1	2	6	13	2	2	.328	.345	2

JOHNSON, Alex - RHP AGE: 21; HT: 6-5; WT: 230; B/T: R/R; BORN: 7/2/00, Buffalo, NY. **SIGNED BY:** Lee Seras. **RESIDES:** Buffalo, NY. **OBTAINED:** Selected in the 36th round of the 2019 First-Year Player Draft. **PERSONAL:** Graduated from McKinley HS (Buffalo, NY). **CAREER NOTES:** In 2019, his professional career was delayed by injury.

Yr	Club	W-L	ERA	G	GS	CG	SHO	SV	IP	H	R	ER	HR	BB	SO	WP	BK
2021	ACL Reds-R	1-0	4.50	3	0	0	0	0	4.0	2	3	2	0	3	8	0	0

JOHNSON, Ivan - INF AGE: 23; HT: 6-0; WT: 212; B/T: S/R; BORN: 10/11/98, Atlanta, GA. SIGNED BY: John Poloni. RESIDES: Marianna, FL. OBTAINED: Selected in the fourth round of the 2019 First-Year Player Draft. CAREER NOTES: In 2021, played for Surprise in the prestigious Arizona Fall League where he was selected to the Fall Stars team...rated by MLB.com (16th) and Baseball America (15th) as one of the top prospects in the Reds system...posted an .817 OPS in 79 overall games with Dayton and Daytona. PERSONAL: Played collegiately at Chipola Junior College (Marianna, FL)...graduated from Kennesaw Mountain HS (GA). TWITTER: @IvanTheGreatXL.

Yr	Club	AVG	G	AB	R	H	2B	3B	HR	RBI	SH	SF	HB	BB	SO	SB	CS	OBP	SLG	E
2019	Greeneville-R	.255	46	188	27	48	10	1	6	22	2	0	2	18	46	11	4	.327	.415	5
2021	Daytona-A	.263	52	186	27	49	14	2	6	23	0	0	3	27	61	8	5	.366	.457	12
	Dayton-A	.265	27	98	17	26	5	0	4	18	0	0	2	14	39	3	2	.368	.439	4
Minor Totals - 2 yrs		.261	125	472	71	123	29	3	16	63	2	0	7	59	146	22	11	.351	.436	21

JONES, Hayden - C AGE: 22; HT: 6-0; WT: 215; B/T: L/R; BORN: 4/27/00, Kalamazoo, MI. SIGNED BY: Andy Stack. RESIDES: Huntertown, IN. OBTAINED: Signed as a non-drafted free agent on 7/20/21. CAREER NOTES: 2x...played for Mahoning Valley in the 2021 MLB Draft League. PERSONAL: Played collegiately at Illinois State and Mississippi State...graduated from Carroll HS (Fort Wayne, IN) where he also played basketball...his father, Ken, was a two-time Academic All-American and two-time All-MAC selection in baseball at Western Michigan University and was drafted by the Padres in 1995.

Yr	Club	AVG	G	AB	R	H	2B	3B	HR	RBI	SH	SF	HB	BB	SO	SB	CS	OBP	SLG	E
2021	ACL Reds-R	.207	12	29	4	6	1	0	0	4	0	0	1	4	14	1	0	.324	.241	0

JORGE, Carlos - INF AGE: 18; HT: 5-10; WT: 174; B/T: L/R; BORN: 9/22/03, Puerto Plata, DR. SIGNED BY: Edgar Melo, Enmanuel Cartagena, Richard Jimenez. RESIDES: Puerto Plata, DR. OBTAINED: Signed as an international free agent on 1/15/21. CAREER NOTES: In 2021, named Reds Minor League Player of the Month for September...selected as a DSL All-Star...ranked among all Reds farmhands in BA (1st), OBP (1st), SLG (1st), OPS (1.015, 1st), 3B (1st) and SB (3rd).

Yr	Club	AVG	G	AB	R	H	2B	3B	HR	RBI	SH	SF	HB	BB	SO	SB	CS	OBP	SLG	E
2021	DSL Reds-R	.346	47	159	38	55	8	10	3	33	0	2	3	24	32	27	5	.436	.579	9

KARCHER, Ricky - RHP AGE: 24; HT: 6-4; WT: 215; B/T: R/R; BORN: 9/18/97, Saline, MI. SIGNED BY: Jonathan Reynolds. RESIDES: Saline, MI. OBTAINED: Selected in the 13th round of the 2017 First-Year Player Draft. PERSONAL: Played collegiately at Walters State Community College and the University of Michigan...his father Rick played in the Atlanta Braves organization.

Yr	Club	W-L	ERA	G	GS	CG	SHO	SV	IP	H	R	ER	HR	BB	SO	WP	BK
2017	AZL Reds-R	0-3	10.67	7	4	0	0	0	14.1	18	20	17	1	13	14	10	0
2018	Greeneville-R	0-3	8.33	10	10	0	0	0	31.1	46	35	29	3	27	22	12	0
2019	Billings-R	0-0	4.61	4	4	0	0	0	13.2	8	7	7	4	9	17	2	0
2021	Dayton-A	1-0	5.12	18	0	0	0	4	19.1	10	13	11	1	30	29	9	0
	Daytona-A	0-1	1.13	9	0	0	0	0	8.0	1	2	1	0	9	19	6	0
Minor Totals - 4 yrs		1-7	6.75	48	18	0	0	4	86.2	83	77	65	9	88	101	39	0

KEYS, J.C. - RHP AGE: 25; HT: 5-8; WT: 189; B/T: R/R; BORN: 10/9/96, Hattiesburg, MS. SIGNED BY: Jonathan Reynolds. RESIDES: Hattiesburg, MS. OBTAINED: Selected in the 23rd round of the 2019 First-Year Player Draft. PERSONAL: Played collegiately at the University of Southern Mississippi...graduated from Oak Grove HS (MS).

Yr	Club	W-L	ERA	G	GS	CG	SHO	SV	IP	H	R	ER	HR	BB	SO	WP	BK
2019	Greeneville-R	1-1	3.77	5	3	0	0	0	14.1	12	7	6	0	7	21	0	0
2021	Dayton-A	3-2	4.70	17	5	0	0	0	38.1	34	24	20	2	27	40	8	2
	Chattanooga-AA	1-3	6.11	14	1	0	0	1	17.2	18	12	12	3	10	22	7	0
Minor Totals - 2 yrs		5-6	4.86	36	9	0	0	1	70.1	64	43	38	5	44	83	15	2

KEYSOR, Tyler - RHP AGE: 24; HT: 6-6; WT: 230; B/T: R/R; BORN: 12/8/97, Johnson City, NY. SIGNED BY: Andrew Fabian. RESIDES: Winter Garden, FL. OBTAINED: Signed as a non-drafted free agent on 6/16/20. CAREER NOTES: His professional debut has been delayed by injury. PERSONAL: Played collegiately at the University of Miami and Eastern Florida State College...graduated from Olympia HS (Orlando, FL), the same high school attended by former Reds outfielder Jesse Winker.

KRAVETZ, Evan - LHP AGE: 25; HT: 6-6; WT: 246; B/T: L/L; BORN: 12/19/96, Miami, FL. SIGNED BY: Nick Christiani. RESIDES: Miami, FL. OBTAINED: Selected in the fifth round of the 2019 First-Year Player Draft. PERSONAL: Played collegiately at Rice University, where in 2019, was selected to the All-Conference USA Second Team...named National Pitcher of the Week in April 2019...member of the Academic Honor Roll...graduated from Gulliver Prep HS (St. Pincrest, FL).

Yr	Club	W-L	ERA	G	GS	CG	SHO	SV	IP	H	R	ER	HR	BB	SO	WP	BK
2019	Greeneville-R	0-0	0.00	1	1	0	0	0	1.0	0	0	0	0	0	0	0	0
2021	Daytona-A	0-1	1.64	6	6	0	0	0	22.0	10	5	4	1	10	33	1	0
	Dayton-A	0-1	7.02	6	2	0	0	0	16.2	20	15	13	0	12	22	1	2
	ACL Reds-R	0-0	2.50	5	5	0	0	0	18.0	20	6	5	0	2	27	2	0
Minor Totals - 2 yrs		0-2	3.43	18	14	0	0	0	57.2	50	26	22	1	24	82	4	2

LANTIGUA, Danny - OF AGE: 23; HT: 6-2; WT: 215; B/T: S/R; BORN: 3/7/99, La Romana, DR. SIGNED BY: Richard Jimenez. RESIDES: La Romana, DR. OBTAINED: Signed as a first-year minor-league player on 6/10/16. CAREER NOTES: In 2018, rated by Baseball America as the Reds' 24th-best prospect...was among Arizona League leaders in extra-base hits (26, 1st), RBI (37, T1st), at-bats (197, T2nd), total bases (92, 3rd), triples (6, 3rd), home runs (8, T3rd) and games (52, 4th).

Yr	Club	AVG	G	AB	R	H	2B	3B	HR	RBI	SH	SF	HB	BB	SO	SB	CS	OBP	SLG	E
2017	DSL Reds-R	.200	17	60	6	12	3	2	0	7	0	0	0	4	22	1	0	.250	.317	2
2018	AZL Reds-R	.223	52	197	26	44	12	6	8	37	0	3	2	13	75	5	4	.274	.467	8
2019	Greeneville-R	.185	53	195	19	36	6	5	3	18	1	1	2	7	97	1	2	.220	.313	6
2021	Daytona-A	.229	69	231	27	53	22	0	5	24	0	2	4	20	106	2	3	.300	.390	9
Minor Totals - 4 yrs		.212	191	683	78	145	43	13	16	86	1	6	8	44	300	9	9	.266	.384	31

LANTIGUA, Lisnerkin - RHP AGE: 17; HT: 6-0; WT: 181; B/T: R/R; BORN: 9/1/04, Nagua, DR. SIGNED BY: Victor Nova & Enmanuel Cartagena. OBTAINED: Signed as an international free agent on 1/15/22. CAREER NOTES: 2022 will be his first professional season.



LAR, Miguel - RHP AGE: 22; HT: 6-0; WT: 181; B/T: R/R; BORN: 10/3/99, San Pedro de Macoris, DR. SIGNED BY: Felix Romero and Richard Jimenez. RESIDES: San Pedro de Macoris, DR. OBTAINED: Signed as a non-drafted free agent on 2/9/18.

Yr	Club	W-L	ERA	G	GS	CG	SHO	SV	IP	H	R	ER	HR	BB	SO	WP	BK
2018	DSL Reds-R	3-2	3.04	18	0	0	0	1	47.1	44	23	16	1	22	43	8	0
2019	AZL Reds-R	4-3	4.31	14	5	0	0	0	54.1	60	34	26	4	29	41	3	1
2021									(Did Not Pitch - Injured)								
Minor Totals - 2 yrs		7-5	3.72	32	5	0	0	1	101.2	104	57	42	5	51	84	11	1

LAUREANO, Anyer - RHP AGE: 19; HT: 6-2; WT: 188; B/T: R/R; BORN: 12/29/02, Monte Plata, DR. SIGNED BY: José Díaz and Emmanuel Cartagena. OBTAINED: Signed as a non-drafted free agent on 8/6/21.

LEONES, Luis - OF AGE: 18; HT: 5-5; WT: 155; B/T: L/L; BORN: 6/12/03, Valencia, Carabobo, VZ. SIGNED BY: Ricardo Quintero, Richard Castro. RESIDES: Valencia, Carabobo, VZ. OBTAINED: Signed as a non-drafted free agent on 11/2/19.

Yr	Club	AVG	G	AB	R	H	2B	3B	HR	RBI	SH	SF	HB	BB	SO	SB	CS	OBP	SLG	E
2021	DSL Reds-R	.189	24	53	10	10	2	1	1	10	0	0	2	4	22	6	0	.271	.321	2

LEYTON, Steven - INF AGE: 23; HT: 5-10; WT: 165; B/T: R/R; BORN: 12/17/98, León, Nicaragua. RESIDES: León, Nicaragua. OBTAINED: Selected by the Reds from the Diamondbacks in the Triple-A phase of the 2020 Rule 5 Draft (sixth round, 56th overall in minor league phase). CAREER NOTES: In 2019, for Class-A Hillsboro, was named a Northwest League All-Star...in 2016, signed with Arizona as a non-drafted free agent on 1/26.

Yr	Club	AVG	G	AB	R	H	2B	3B	HR	RBI	SH	SF	HB	BB	SO	SB	CS	OBP	SLG	E
2016	DSL D-backs2-R	.192	21	78	5	15	2	0	0	7	3	1	3	8	6	2	0	.289	.218	7
	DSL D-backs-R	.235	35	115	18	27	2	1	0	15	1	0	6	13	12	6	2	.343	.270	6
2017	DSL D-backs1-R	.259	7	27	4	7	2	0	0	1	0	0	1	3	1	1	0	.355	.333	0
	Missoula-R	.280	52	193	29	54	10	4	4	23	0	1	5	7	26	4	2	.320	.435	13
2018	Missoula-R	.274	56	215	28	59	9	2	6	34	0	3	4	8	28	8	3	.309	.419	12
2019	Kane County-A	.159	33	107	10	17	3	0	0	4	2	0	5	3	19	1	3	.217	.187	3
	Hillsboro-A	.264	41	159	30	42	7	2	4	16	0	1	6	17	25	3	1	.355	.409	5
2021	Daytona-A	.248	80	303	47	75	22	2	6	36	0	5	6	17	60	4	2	.296	.393	11
Minor Totals - 5 yrs		.247	325	1197	171	296	57	11	20	136	6	11	36	76	177	29	13	.309	.363	57

LLOYD, Matt - OF AGE: 26; HT: 6-0; WT: 222; B/T: L/R; BORN: 3/17/96, Toronto, Ontario, Canada. SIGNED BY: Ben Jones. RESIDES: Okotoks, Alberta, Canada. OBTAINED: Selected in the 15th round of the 2019 First-Year Player Draft. PERSONAL: Played collegiately at Indiana University, where he was a First Team All-Big Ten selection...also played at Iowa Western Community College...member of bronze medal-winning Team Canada at the 2014 Pan American Games...graduated from Foothills Composite HS (Okotoks, Alberta).

Yr	Club	AVG	G	AB	R	H	2B	3B	HR	RBI	SH	SF	HB	BB	SO	SB	CS	OBP	SLG	E
2019	Billings-R	.245	27	98	14	24	5	0	5	12	0	0	0	13	28	0	0	.333	.449	1
	Daytona-A	.224	23	76	11	17	6	0	3	11	0	0	1	10	21	1	2	.322	.421	2
2021	ACL Reds-R	.333	4	12	3	4	1	0	1	1	0	0	0	1	4	0	0	.385	.667	0
	Chattanooga-AA	.235	32	98	13	23	3	0	7	14	0	1	3	12	36	0	1	.333	.480	0
Minor Totals - 2 yrs		.239	86	284	41	68	15	0	16	38	0	1	4	36	89	1	3	.332	.461	3

LOCKWOOD, Brett - RHP AGE: 24 (Turns 25 on 4/15); HT: 6-3; WT: 223; B/T: L/R; BORN: 4/15/97, Lawrenceville, GA. SIGNED BY: Mike Keenan. RESIDES: Temecula, CA. OBTAINED: Signed as a non-drafted free agent on 6/21/20. PERSONAL: Played collegiately at Kansas State where he was a member of the Big 12 Commissioners Honor Roll...also played at Palomar College (San Diego, CA)...graduated from Murieta Valley HS (Murieta, CA)...in 2019 played for the Waterloo Bucks of the Northwoods Summer League.

Yr	Club	W-L	ERA	G	GS	CG	SHO	SV	IP	H	R	ER	HR	BB	SO	WP	BK
2021	Daytona-A	1-0	4.89	29	0	0	0	2	53.1	55	34	29	6	33	55	10	1

LÓPEZ, Diomar - RHP AGE: 25; HT: 6-0; WT: 193; B/T: R/R; BORN: 12/15/96, Larreynaga, Nicaragua. SIGNED BY: Felix Feliz (Padres). RESIDES: Comarca Rota, León, Nicaragua. OBTAINED: Acquired from San Diego on 4/1/19 in exchange for RHP Matt Wisler. CAREER NOTES: In 2019, selected to play for Glendale in the prestigious Arizona Fall League...in 2016, selected as a Northwest League All-Star...in 2013, signed with the Padres as a non-drafted free agent on 11/1/13.

Yr	Club	W-L	ERA	G	GS	CG	SHO	SV	IP	H	R	ER	HR	BB	SO	WP	BK
2014	DSL Padres-R	0-1	2.30	12	0	0	0	1	15.2	15	6	4	1	3	8	1	0
2015	DSL Padres-R	1-1	2.18	11	0	0	0	1	20.2	11	5	5	3	4	17	0	0
2016	Tri-City-A	4-1	2.98	20	0	0	0	2	42.1	39	19	14	2	10	38	4	1
2017	Fort Wayne-A	2-2	4.46	25	0	0	0	2	42.1	41	23	21	2	13	44	6	0
	Tri-City-A	0-0	0.00	1	0	0	0	0	2.0	0	0	0	0	0	3	0	0
	AZL Padres-R	0-0	1.50	4	0	0	0	1	6.0	2	3	1	0	1	5	0	0
	AZL Padres 2-R	1-0	4.50	2	0	0	0	0	4.0	5	2	2	0	1	3	0	0
2018	Lake Elsinore-A	0-0	9.90	6	0	0	0	0	10.0	16	13	11	3	4	7	4	0
	Fort Wayne-A	0-0	18.00	2	0	0	0	0	2.0	3	5	4	1	2	4	4	0
	Tri-City-A	2-2	2.73	23	0	0	0	2	29.2	27	18	9	1	7	42	3	0
2019	Daytona-A	4-1	2.72	28	0	0	0	2	43.0	40	17	13	1	9	53	4	0
2021	Louisville-AAA	1-0	1.80	9	0	0	0	0	15.0	9	4	3	1	6	15	3	1
	Chattanooga-AA	0-0	2.67	18	1	0	0	0	30.1	21	10	9	4	13	27	2	0
Minor Totals - 7 yrs		15-8	3.29	161	1	0	0	11	263.0	229	125	96	19	73	266	31	2

LOPEZ, Jefferson - RHP AGE: 21; HT: 6-1; WT: 185; B/T: R/R; BORN: 2/18/01, Tepic, Nayarit, MX. SIGNED BY: Hector Otero. RESIDES: Goodyear, AZ. OBTAINED: Signed as a non-drafted free agent on 5/9/19.

Yr	Club	W-L	ERA	G	GS	CG	SHO	SV	IP	H	R	ER	HR	BB	SO	WP	BK
2019	AZL Reds-R	0-0	10.13	2	0	0	0	1	2.2	4	3	3	0	4	2	0	0
2021	ACL Reds-R	0-0	4.66	13	0	0	0	0	19.1	19	12	10	1	9	20	5	1
Minor Totals - 2 yrs		0-0	5.32	15	0	0	0	1	22.0	23	15	13	1	13	22	5	1

LORAND, Nestor - RHP AGE: 19; HT: 6-2; WT: 175; B/T: R/R; BORN: 5/4/02, San Felix, Bolivar, VZ. **SIGNED BY:** Ricardo Quintero, Richard Castro. **RESIDES:** Valencia, Carabobo, VZ. **OBTAINED:** Signed as a non-drafted free agent on 5/8/19.

Yr	Club	W-L	ERA	G	GS	CG	SHO	SV	IP	H	R	ER	HR	BB	SO	WP	BK
2019	DSL Reds-R	0-1	4.43	6	4	0	0	0	20.1	25	11	10	1	6	20	5	0
2021	DSL Reds-R	2-2	2.70	9	9	0	0	0	33.1	23	11	10	1	12	45	4	0
Minor Totals - 2 yrs		2-3	3.35	15	13	0	0	0	53.2	48	22	20	2	18	65	9	0

LORDUY, David - RHP AGE: 18; HT: 6-0; WT: 198; B/T: R/R; BORN: 10/15/03, Sincelajo, Colombia. **SIGNED BY:** Jose Valdelamar. **RESIDES:** Sincelajo, Colombia. **OBTAINED:** Signed as an international free agent on 1/15/22. **CAREER NOTES:** 2022 will be his first professional season.

LORENZO, Squiorin - RHP AGE: 20; HT: 6-3; WT: 170; B/T: R/R; BORN: 9/10/02, Comendador, Elias Pena, DR. **SIGNED BY:** Enmanuel Cartagena. **RESIDES:** Santo Domingo, DR. **OBTAINED:** Signed as a non-drafted free agent on 10/25/19. **CAREER NOTES:** Professional debut delayed due to injury.

MARCANO, Brian - RHP AGE: 20; HT: 6-3; WT: 175; B/T: R/R; BORN: 11/23/01, Ciudad Piar, Bolivar, VZ. **RESIDES:** Ciudad Piar, Bolivar, VZ. **OBTAINED:** Signed as a non-drafted free agent on 1/19/21.

Yr	Club	W-L	ERA	G	GS	CG	SHO	SV	IP	H	R	ER	HR	BB	SO	WP	BK
2021	DSL Reds-R	1-2	10.50	11	0	0	0	0	18.0	14	22	21	1	29	12	15	0

MARRERO, Wendell - OF AGE: 21; HT: 6-0; WT: 211; B/T: L/L; BORN: 11/28/00, Bayamon, PR. **SIGNED BY:** Hector Otero. **RESIDES:** Dorado, PR. **OBTAINED:** Selected in the 11th round of the 2019 First-Year Player Draft. **CAREER NOTES:** 2021-22 & 2020-21, played in the Puerto Rican Winter League... In 2019, his .324 batting average ranked fourth in the organization. **PERSONAL:** Attended Puerto Rico Baseball Academy.

Yr	Club	AVG	G	AB	R	H	2B	3B	HR	RBI	SH	SF	HB	BB	SO	SB	CS	OBP	SLG	E
2019	AZL Reds-R	.324	30	102	18	33	4	2	3	21	0	0	6	12	33	0	0	.425	.490	3
2021	ACL Reds-R	.231	17	52	9	12	1	2	4	11	0	0	2	6	25	0	1	.333	.558	1
	Daytona-A	.203	65	212	30	43	7	2	5	17	0	2	8	29	85	0	2	.319	.325	2
Minor Totals - 2 yrs		.240	112	366	57	88	12	6	12	49	0	2	16	47	143	0	3	.350	.404	6

MARTINEZ, Cesar - INF AGE: 19; HT: 6-0; WT: 173; B/T: S/R; BORN: 11/18/02, La Romana, DR. **SIGNED BY:** Felix Romero & Enmanuel Cartagena. **RESIDES:** La Romana, DR. **OBTAINED:** Signed as a non-drafted free agent on 7/2/19. **CAREER NOTES:** In 2021, for the DSL Reds, appeared in 9 games at 1B, 8g at 2B, 2g at 3B, 3g in LF, 6g in RF and 2g as a relief pitcher (1.2ip, 3h, 2r/1er, 1hr, 1bb, 3k).

Yr	Club	AVG	G	AB	R	H	2B	3B	HR	RBI	SH	SF	HB	BB	SO	SB	CS	OBP	SLG	E
2021	DSL Reds-R	.234	32	64	13	15	3	0	2	10	1	0	5	10	19	1	0	.380	.375	4

MARTINEZ, J.V. - 3B AGE: 23; HT: 6-1; WT: 219; B/T: R/R; BORN: 11/8/98, Guasipati, Bolivar, VZ. **SIGNED BY:** Jose Fuentes. **RESIDES:** Guasipati, Bolivar, VZ. **OBTAINED:** Signed as a non-drafted free agent, 10/1/15. **CAREER NOTES:** 2021-22 & 2020-21, played for Margarita in the Venezuelan Winter League... In 2019, ranked among organizational leaders in games (129, 3rd) and doubles (22, 28th)... In 2018, rated by Baseball America the Reds' 20th-best prospect. **PERSONAL:** Juan Ventura Martinez... prefers J.V..

Yr	Club	AVG	G	AB	R	H	2B	3B	HR	RBI	SH	SF	HB	BB	SO	SB	CS	OBP	SLG	E
2016	DSL Rojos-R	.281	19	64	10	18	5	0	0	9	0	2	7	9	13	0	1	.415	.359	4
2017	AZL Reds-R	.220	40	141	25	31	10	1	0	19	0	1	9	13	43	2	1	.323	.305	10
2018	Greenville-R	.240	9	25	9	6	4	0	0	1	1	0	1	8	5	0	0	.441	.400	6
	Billings-R	.274	47	164	22	45	6	1	8	33	1	3	1	12	39	0	1	.322	.470	8
2019	Dayton-A	.238	129	441	49	105	22	4	8	50	1	1	10	51	112	1	2	.330	.361	38
2021	Dayton-A	.253	77	269	32	68	16	3	7	36	0	3	6	25	64	0	0	.327	.413	10
Minor Totals - 5 yrs		.247	321	1104	147	273	63	9	23	148	3	10	34	118	276	3	5	.336	.383	76

MARTINEZ, Juan - RHP AGE: 19; HT: 6-1; WT: 185; B/T: R/R; BORN: 12/30/02, Turmero, VZ. **SIGNED BY:** Jose Diaz, Enmanuel Cartagena, Richard Jimenez, Matt Gaski. **OBTAINED:** Signed as a non-drafted free agent on 1/16/21.

Yr	Club	W-L	ERA	G	GS	CG	SHO	SV	IP	H	R	ER	HR	BB	SO	WP	BK
2021	DSL Reds-R	2-4	4.03	11	9	0	0	0	44.2	46	24	20	1	23	50	5	1

MAYSONET, Yomil - RHP AGE: 22; HT: 5-9; WT: 205; B/T: R/R; BORN: 1/9/00, San Juan, PR. **SIGNED BY:** Hector Otero. **RESIDES:** Carolina, PR. **OBTAINED:** Selected in the sixth round of the 2018 First-Year Player Draft. **PERSONAL:** Attended PJ Education School (Carolina, PR).

Yr	Club	W-L	ERA	G	GS	CG	SHO	SV	IP	H	R	ER	HR	BB	SO	WP	BK	
2018	AZL Reds-R	0-1	15.19	4	2	0	0	0	5.1	14	11	9	0	4	5	0	0	
2019	(Injured - Did Not Play)																	
2021	ACL Reds-R	1-2	4.28	12	8	0	0	0	33.2	30	26	16	2	25	32	6	4	
Minor Totals - 2 yrs		1-3	5.77	16	10	0	0	0	39.0	44	37	25	2	29	37	6	4	

McAFEE, Quincy - INF AGE: 24; HT: 5-9; WT: 208; B/T: R/R; BORN: 9/16/97, San Diego, CA. **SIGNED BY:** Jimmy Moran. **RESIDES:** Katy, TX. **OBTAINED:** Selected in the 26th round of the 2019 First-Year Player Draft. **CAREER NOTES:** In 2019, his .291 batting average ranked eighth in the organization. **PERSONAL:** Played collegiately at Pepperdine...graduated from Westside HS (Houston, TX) where as a senior, was named to the all-state 6A first team, Texas 6A MVP and Texas 6A Infielder of the Year. **TWITTER:** @Quincy_Mack5.

Yr	Club	AVG	G	AB	R	H	2B	3B	HR	RBI	SH	SF	HB	BB	SO	SB	CS	OBP	SLG	E
2019	Billings-R	.291	60	196	30	57	10	0	1	23	2	4	6	17	25	4	3	.359	.357	6
2021	Chattanooga-AA	.238	47	122	21	29	5	1	2	16	1	2	9	22	32	5	2	.387	.344	3
	Dayton-A	.222	42	144	28	32	13	0	4	29	0	1	3	22	32	2	1	.335	.396	4
Minor Totals - 2 yrs		.255	149	462	79	118	28	1	7	68	3	7	18	61	89	11	6	.359	.366	13

McGARRY, Alex - OF AGE: 23; HT: 6-1; WT: 215; B/T: L/L; BORN: 5/11/98, Vancouver, WA. SIGNED BY: Brandon Marr. RESIDES: Vancouver, WA. OBTAINED: Signed as a non-drafted free agent on 6/24/20. PERSONAL: Played collegiately at Oregon State University where he was a All-PAC 12 First Team... also played at Tacoma Community College...graduated from Columbia River HS (Vancouver, WA). TWITTER: @alex_mcgarry30.

Yr	Club	AVG	G	AB	R	H	2B	3B	HR	RBI	SH	SF	HB	BB	SO	SB	CS	OBP	SLG	E
2021	Dayton-A	.230	78	270	30	62	16	0	7	29	0	0	4	15	101	6	1	.280	.367	7
	Daytona-A	.360	7	25	7	9	1	1	4	7	0	1	0	6	9	0	0	.469	.960	0
Minor Totals - 1 yr		.241	85	295	37	71	17	1	11	36	0	1	4	21	110	6	1	.299	.417	7

McWILLIAMS, Sam - RHP AGE: 26; HT: 6-7; WT: 190; B/T: R/R; BORN: 9/4/95, Orlando, FL. SIGNED BY: Nate Dion (Phillies). RESIDES: Seattle, WA. OBTAINED: Was signed to a minor league contract, 3/18/22. CAREER TRANSACTIONS: Selected by the Philadelphia Phillies in the eighth round of the 2014 First-Year Player Draft...Acquired by Arizona from Philadelphia on November 14, 2015 in exchange for RHP Jeremy Hellickson...Acquired by Tampa Bay along with LHP Colin Poche from Arizona on May 1, 2018 to complete a three-team deal with New York-AL...Chosen by Kansas City in the major league phase of the Rule 5 Draft on December 13, 2018...Returned to Tampa Bay on March 23, 2019...Signed by the New York Mets as a free agent to a one-year contract on November 20, 2020... Designated for assignment by the Mets on May 31, 2021...Claimed by the San Diego Padres on June 5, 2021...Elected free agency on October 6, 2021...Signed by the Cincinnati Reds to a minor league contract on March 18, 2022. CAREER HIGHLIGHTS: In 2021, went a combined in 4-5 with a 8.27 ERA in 36 apps (2gs) with AA-San Antonio, AAA-Syracuse and AAA-El Paso...in 2020, was part of the Rays' 60-player pool at the team's Alternate Training Site...Did not appear on the major league roster...in 2019, was named to the Southern League mid-season AllStar Team...in 2018, was named the Southern League Player of the Week for June 4-10, his second week at the Double-A level, after going 2-0 with a 1.38 ERA in two starts...Selected by the Royals with the second overall pick in the major league phase of the Rule 5 Draft after the season...in 2017, was named to the Midwest League midseason and postseason all-star teams...was Midwest League Pitcher of the Week from 7/3-7/9...in 2014, made his professional debut for the Rookie GCL Phillies. PERSONAL: Graduated from Beech (TN) High School in 2014...his brother, Ian, was the Mets' 22nd-round pick in 2017 but did not sign...is a coffee aficionado...also considers himself a foodie...enjoys cooking. TWITTER: @SamMcWilliams3.

Yr	Club	W-L	ERA	G	GS	CG	SHO	SV	IP	H	R	ER	HR	BB	SO	WP	BK
2014	GCL Phillies-R	2-3	5.40	9	5	0	0	0	25.0	28	16	15	1	6	10	4	2
2015	GCL Phillies-R	0-2	3.27	7	7	0	0	0	33.0	29	13	12	1	5	21	3	1
2016	Kane County-A	3-6	3.98	15	15	0	0	0	74.2	86	43	33	4	18	43	2	1
2017	Kane County-A	11-6	2.84	25	25	0	0	0	133.0	112	46	42	5	31	98	4	0
2018	Montgomery-AA	6-7	5.02	19	15	0	0	0	100.1	111	61	56	13	40	94	10	0
	Visalia-A	1-1	2.10	5	5	0	0	0	25.2	20	7	6	1	6	32	3	0
	Charlotte-A	0-1	3.86	3	3	0	0	0	11.2	13	6	5	0	3	7	2	0
2019	Durham-AAA	1-6	8.18	11	8	0	0	0	44.0	72	44	40	7	17	43	5	0
	Montgomery-AA	6-3	2.05	15	11	0	0	0	87.2	80	22	20	3	30	66	8	0
2021	San Antonio-AA	2-1	4.91	11	1	0	0	0	18.1	14	11	10	4	14	21	1	0
	Syracuse-AAA	0-1	10.80	7	0	0	0	0	8.1	10	11	10	3	8	10	3	0
	El Paso-AAA	2-3	10.07	18	1	0	0	2	22.1	20	25	25	1	27	25	7	0
Minor Totals		34-40	4.22	145	96	0	0	2	584.0	595	305	274	43	205	470	52	4

MEDRANO, Miguel - RHP AGE: 24; HT: 5-9; WT: 220; B/T: R/R; BORN: 1/4/98, San Pedro de Macoris, DR. RESIDES: San Pedro de Macoris, DR. OBTAINED: Acquired from Texas on 2/21/18 in exchange for international amateur signing bonus pool space. CAREER NOTES: In 2019, named Pioneer League Pitcher of the Year and a PL All-Star (midseason & postseason)...in 2018, after being acquired by the Reds from the Rangers on 2/21 in exchange for international cap space, made a career-high 12 starts for Rookie Greenville, striking out 55 batters in 54.0 innings...in 2016, signed with the Rangers as a minor league free agent on 6/19.

Yr	Club	W-L	ERA	G	GS	CG	SHO	SV	IP	H	R	ER	HR	BB	SO	WP	BK
2016	DSL Rangers2-R	0-1	3.6	3	0	0	0	0	5.0	4	2	2	0	5	5	0	1
2017	DSL Rangers-R	5-1	2.59	12	10	0	0	0	59.0	53	18	17	2	7	61	1	2
2018	Greenville-R	2-4	5.5	12	12	0	0	0	54.0	75	40	33	8	17	55	5	1
2019	Billings-R	3-4	3.13	14	14	0	0	0	60.1	52	24	21	8	14	66	8	0
2021	Daytona-A	5-2	3.64	16	9	0	0	1	59.1	49	25	24	6	33	58	7	0
	Dayton-A	0-0	12.00	4	1	0	0	0	9.0	14	14	12	2	7	14	0	0
Minor Totals - 5 yrs		15-12	3.98	61	46	0	0	1	246.2	247	123	109	26	83	259	21	4

MELO, Junior - C AGE: 24; HT: 6-0; WT: 180; B/T: R/R; BORN: 5/10/97, Bani, DR. SIGNED BY: Gary Perлата. RESIDES: Peravia, DR. OBTAINED: Signed as a non-drafted free agent on 12/7/16.

Yr	Club	AVG	G	AB	R	H	2B	3B	HR	RBI	SH	SF	HB	BB	SO	SB	CS	OBP	SLG	E
2017	DSL Reds-R	.289	28	90	11	26	4	1	0	6	2	0	1	6	11	0	3	.340	.356	2
2018	DSL Reds-R	.237	36	114	15	27	5	1	1	11	0	2	2	6	16	3	0	.282	.325	8
2019	DSL Reds-R	.307	43	163	27	50	14	3	3	31	0	2	4	12	16	2	2	.365	.485	2
2021	ACL Reds-R	.179	15	28	2	5	0	0	1	3	0	0	1	3	5	0	0	.281	.286	1
Minor Totals - 4 yrs		.273	122	395	55	108	23	5	5	51	2	4	8	27	48	5	5	.329	.395	13

MEY, Luis - RHP AGE: 20; HT: 6-3; WT: 219; B/T: R/R; BORN: 6/24/01, San Pedro de Macoris, DR. SIGNED BY: Felix Romero. RESIDES: San Pedro de Macoris, DR. OBTAINED: Signed as a non-drafted free agent on 7/2/18.

Yr	Club	W-L	ERA	G	GS	CG	SHO	SV	IP	H	R	ER	HR	BB	SO	WP	BK
2019	AZL Reds-R	0-5	8.39	13	12	0	0	0	39.2	64	51	37	4	28	28	17	0
2021	Daytona-A	0-0	6.00	6	0	0	0	2	9.0	8	7	6	1	9	10	2	1
Minor Totals - 2 yrs		0-5	7.95	19	12	0	0	2	48.2	72	58	43	5	37	38	19	1

MILLER, Jackson - C AGE: 20; HT: 6-0; WT: 205; B/T: L/R; BORN: 1/3/02, Milford, CT. SIGNED BY: Sean Buckley. RESIDES: New Port Richey, FL. OBTAINED: Selected in the second round (competitive balance round b) of the 2020 First-Year Player Draft (65th overall). CAREER NOTES: In 2021, rated by MLB.com (25th) and Baseball America (23rd) as one of the top prospects in the Reds system...missed most of the season due to injury...in 2020, rated by MLB.com as the Reds' 14th-best prospect. PERSONAL: Graduated from J.W. Mitchell HS (New Port Richey, FL), the same high school attended by big league reliever Tyler Clippard.

Yr	Club	AVG	G	AB	R	H	2B	3B	HR	RBI	SH	SF	HB	BB	SO	SB	CS	OBP	SLG	E
2021	ACL Reds-R	.500	3	4	1	2	0	0	0	2	0	0	1	2	0	0	0	.714	.500	1

MINIER, Braylin - INF AGE: 18; HT: 6-0; WT: 219; B/T: L/R; BORN: 6/11/03, Mao, Valverde, DR. SIGNED BY: Carlos Pellerano, Emmanuel Cartagena, Richard Jimenez. RESIDES: Mao, Valverde, DR. OBTAINED: Signed as a non-drafted free agent on 7/2/19.

Yr	Club	AVG	G	AB	R	H	2B	3B	HR	RBI	SH	SF	HB	BB	SO	SB	CS	OBP	SLG	E
2021	ACL Reds-R	.255	39	145	19	37	11	0	3	26	0	2	1	11	47	0	4	.308	.393	5

MONTERO, Jose - RHP AGE: 18; HT: 6-2; WT: 180; B/T: R/R; BORN: 7/14/03, Puerto Cabello, VZ. SIGNED BY: Hernan Albornoz. RESIDES: Carabobo, VZ. OBTAINED: Signed as a non-drafted free agent on 11/23/21. CAREER NOTES: 2022 will be his first pro season.

MORENO, Pedro - RHP AGE: 24; HT: 6-4; WT: 235; B/T: R/R; BORN: 3/8/98, Santo Domingo, DR. SIGNED BY: Felix Romero. RESIDES: Santo Domingo, DR. OBTAINED: Signed as a non-drafted free agent on 6/8/17.

Yr	Club	W-L	ERA	G	GS	CG	SHO	SV	IP	H	R	ER	HR	BB	SO	WP	BK
2018	DSL Reds-R	0-6	4.85	14	13	0	0	0	55.2	60	42	30	2	24	53	7	3
2019	AZL Reds-R	0-2	4.35	16	0	0	0	1	31.0	41	24	15	2	12	31	0	0
	Greenville-R	0-0	0.00	1	0	0	0	0	1.1	2	3	0	0	2	1	0	0
2021	ACL Reds-R	2-0	6.27	13	0	0	0	0	18.2	23	15	13	3	14	33	2	1
Minor Totals - 3 yrs		2-8	4.89	44	13	0	0	1	106.2	126	84	58	7	52	118	9	4

MOUNT, Drew - OF AGE: 26; HT: 5-9; WT: 205; B/T: L/L; BORN: 3/24/96, Santa Clara, CA. SIGNED BY: Mike Keenan. RESIDES: Santa Clara, CA. OBTAINED: Selected in the 16th round of the 2018 First-Year Player Draft. CAREER NOTES: In 2022, was 1 of 60 players invited to February 2022 early minor league spring training camp...in an outfield collision during an intrasquad game on 3/13, suffered a torn patellar tendon in his left knee...had surgery 2 days later...in 2021, among all Reds farmhands finished T6th with 12 HR...following the season played for the Surprise Saguaros in the prestigious Arizona Fall League...in 2018, made his professional debut with 65 games at Rookie Billings...named Reds Minor League Player of the Month for August (25g, .413, .606slg, 3hr, 11 2B, 43-for-104)...with 58 RBI ranked second in the Pioneer League...among all qualified PL outfielders, his .984 fielding pct. ranked T1st...his .310 batting average ranked third among all Reds farmhands. PERSONAL: Played at Kansas State where in 2018 was an All-Big 12 Honorable Mention and Collegiate Baseball National Player of the Week for 3/12/18...also played at De Anza College (Cupertino, CA) where in 2017 was selected to the Coast Golden Gate Conference First Team, Northern California First Team, and won a ABCA/Rawlings Pacific Association Division Gold Glove award...played safety for the San Jose State football team in 2014...graduated from Archbishop Mitty High School (San Jose, CA), the same school attended by NBA forward Aaron Gordon, MLB outfielder Mitch Haniger and silver medal Olympic figure skater Polina Edmonds. TWITTER: @Drew_Mount.

Yr	Club	AVG	G	AB	R	H	2B	3B	HR	RBI	SH	SF	HB	BB	SO	SB	CS	OBP	SLG	E
2018	Billings-R	.310	65	242	42	75	19	0	8	58	0	2	3	18	40	7	2	.362	.488	2
2019	Daytona-A	.253	76	281	33	71	12	4	1	33	0	1	2	13	84	17	7	.290	.335	5
2021	ACL Reds-R	.444	5	9	6	4	2	0	1	4	0	0	6	4	0	2	0	.737	1.000	0
	Chattanooga-AA	.279	53	197	33	55	5	2	11	24	0	1	3	14	59	1	3	.335	.492	1
	Louisville-AAA	.111	4	9	0	1	0	0	0	1	0	0	0	1	0	0	0	.200	.111	0
Minor Totals - 3 yrs		.279	203	738	114	206	38	6	21	120	0	4	14	50	183	27	12	.335	.432	8

NELSON, Mat - C AGE: 23; HT: 5-9; WT: 207; B/T: R/R; BORN: 1/14/99, Clearwater, FL. SIGNED BY: Sean Buckley. RESIDES: Largo, FL. OBTAINED: Selected in Competitive Balance Round A (35th overall) of the 2021 First Year Player Draft. CAREER NOTES: In 2021, rated by MLB.com (9th) and Baseball America (11th) as one of the top prospects in the Reds system. PERSONAL: Played collegiately at Florida State, where in 2021 was named ACC Player of the Year, Perfect Game/Rawlings National Player of the Year, NCBWA District Player of the Year, unanimous First Team All-American and winner of the Buster Posey/Johnny Bench Award...was also a finalist for the Dick Howser Trophy and a semifinalist for the Golden Spikes Award...originally drafted in 2018 by the Phillies (39th round) but did not sign...graduated from Calvary Christian HS (Clearwater, FL), where he helped the baseball team win 60 consecutive games to establish a Florida high school record...also led CCHS to a 2017 4A state title and a No. 1 national ranking...his assistant coach in high school was HOF'er Roy Halladay...full first name is spelled Matheu.

Yr	Club	AVG	G	AB	R	H	2B	3B	HR	RBI	SH	SF	HB	BB	SO	SB	CS	OBP	SLG	E
2021	ACL Reds-R	.000	2	4	1	0	0	0	0	0	0	0	0	2	2	0	0	.333	.000	0
	Dayton-A	.208	8	24	3	5	2	1	0	3	0	0	1	4	15	0	1	.345	.375	3
Minor Totals - 1 yr		.179	10	28	4	5	2	1	0	3	0	0	1	6	17	0	1	.343	.321	3

NIERENBERG, Leo - RHP AGE: 23; HT: 6-0; WT: 198; B/T: R/R; BORN: 6/5/98, San Francisco, CA. SIGNED BY: Brandon Marr. RESIDES: Oakland, CA. OBTAINED: Signed as a non-drafted free agent on 6/21/20. CAREER NOTES: His professional career has been delayed by injury. PERSONAL: Played collegiately for 4 years at the University of Washington where he was PAC 12 All-Academic First Team...graduated from Bishop O'Dowd HS (Oakland, CA).

NUTOF, Ryan - RHP PRONUNCIATION: NEW-toff. AGE: 26; HT: 6-2; WT: 207; B/T: L/R; BORN: 11/2/95, Elmhurst, IL. SIGNED BY: Ben Jones. RESIDES: Longwood, FL. OBTAINED: Selected in the 16th round of the 2017 First-Year Player Draft. CAREER NOTES: In 2021, did not pitch due to injury...in 2019, selected as a Florida State League All-Star...ranked second in the FSL with 10 saves...in 2018, his 9 holds led the Midwest League, while his 46 apps tied teammate Cory Thompson for league-most. PERSONAL: Played collegiately at the University of Michigan...graduated from South Elgin HS (South Elgin, IL). TWITTER: @NutofRyan.

Yr	Club	W-L	ERA	G	GS	CG	SHO	SV	IP	H	R	ER	HR	BB	SO	WP	BK	
2017	Billings-R	0-2	4.08	21	0	0	0	1	28.2	35	22	13	1	14	30	1	0	
2018	Daytona-A	0-0	3.86	1	0	0	0	0	2.1	6	1	1	0	0	1	0	0	
	Dayton-A	5-1	2.92	46	0	0	0	5	71.0	75	27	23	3	27	76	4	2	
2019	Daytona-A	4-1	2.61	25	0	0	0	0	31.0	21	10	9	1	8	39	5	0	
	Chattanooga-AA	3-0	5.89	15	0	0	0	0	18.1	22	12	12	2	9	17	3	0	
2021	(Did Not Pitch - Injured)																	
Minor Totals - 3 yrs		12-4	3.45	108	0	0	0	16	151.1	159	72	58	7	58	163	13	2	

O'GUINN, Jamal - OF AGE: 23; HT: 6-1; WT: 255; B/T: R/R; BORN: 1/19/99, Fresno, CA. SIGNED BY: Jimmy Moran. RESIDES: Clovis, CA. OBTAINED: Signed as a non-drafted free agent on 7/21/21. CAREER NOTES: His professional career has been delayed due to injury. PERSONAL: Played collegiately for 4 years at the University of Southern California...graduated from Buchanan HS (Clovis, CA), the same school attended by Reds pitcher Justin Wilson and MLB players Jason Donald, Jordan Luplow and Garrett Olson.

PLAYER DEVELOPMENT

OLSON, Ryan - RHP AGE: 27; HT: 6-2; WT: 199; B/T: R/R BORN: 11/22/94, Upland, CA. SIGNED BY: Mike Misuraca. RESIDES: Montgomery, TX. OBTAINED: Selected in the 13th round of the 2016 First-Year Player Draft. CAREER NOTES: In 2017, named Midwest League Pitcher of the Week for 4/6-4/16... in 2016, professional season was postponed due to a right pars stress fracture (back)...at Cal Poly Pomona was listed on the Golden Spikes Award Watch List. PERSONAL: Pitched collegiately at Cal Poly Pomona and the University of San Diego...in 2015, became the only pitcher in CPP history to post a perfect record on the mound (12-0) though 14 starts... graduated from Western Christian High School (Upland, CA)...was a member of the 18U USA Baseball Team, and helped his team achieve a gold medal...in 2014, played in the prestigious Cape Cod League. TWITTER: @ryanolson36

Yr	Club	W-L	ERA	G	GS	CG	SHO	SV	IP	H	R	ER	HR	BB	SO	WP	BK
(Injured - Did Not Play)																	
2016	Dayton-A	2-2	4.18	4	4	1	0	0	23.2	24	13	11	1	4	18	0	0
2018	Greenville-R	0-0	11.57	2	0	0	0	0	2.1	6	4	3	0	0	4	1	0
	Daytona-A	4-3	4.64	10	10	1	0	0	52.1	58	31	27	5	18	46	3	0
2019	Daytona-A	1-3	4.91	9	0	0	0	0	14.2	15	9	8	1	8	17	1	0
2021	Chattanooga-AA	1-1	7.71	5	0	0	0	0	4.2	7	4	4	0	4	3	0	0
Minor Totals - 4 yrs		8-9	4.88	30	14	2	1	0	97.2	110	61	53	7	34	88	5	0

OMANA, Diego - C AGE: 19; HT: 5-11; WT: 192; B/T: R/R; BORN: 1/10/03, Guasdalito, VZ. SIGNED BY: German Arteaga, Ricardo Quintero, Richard Castro. OBTAINED: Signed as an international free agent on 1/15/21.

Yr	Club	AVG	G	AB	R	H	2B	3B	HR	RBI	SH	SF	HB	BB	SO	SB	CS	OBP	SLG	E
2021	DSL Reds-R	.371	25	70	13	26	3	0	1	14	0	2	3	8	11	0	1	.446	.457	4

OZUNA, Reniel - OF PRONUNCIATION: oh-ZOO-nuh, ray-knee-ELL. AGE: 23; HT: 6-0; WT: 201; B/T: R/R; BORN: 7/29/98, Boca Chica, DR. SIGNED BY: Enmanuel Cartagena. RESIDES: Santo Domingo, DR. OBTAINED: Signed as a non-drafted free agent on 7/2/15.

Yr	Club	AVG	G	AB	R	H	2B	3B	HR	RBI	SH	SF	HB	BB	SO	SB	CS	OBP	SLG	E
2016	DSL Reds-R	.268	51	179	27	48	13	1	4	24	0	2	7	11	39	6	3	.332	.419	3
2017	AZL Reds-R	.288	35	118	14	34	7	3	0	14	0	1	1	11	30	8	2	.351	.398	1
2018	Greenville-R	.252	60	218	27	55	7	1	2	27	0	2	0	31	63	2	5	.343	.321	8
	Billings-R	.158	7	19	3	3	0	0	0	3	1	1	0	4	6	1	0	.292	.158	0
2019	Dayton-A	.157	40	121	8	19	2	1	2	10	0	0	0	16	33	0	1	.255	.240	0
	Billings-R	.235	62	217	28	51	6	5	5	37	0	4	3	18	59	3	0	.298	.378	6
2021	Dayton-A	.174	28	86	10	15	7	0	1	8	0	2	1	9	35	0	0	.255	.291	0
Minor Totals - 5 yrs		.235	283	958	117	225	42	11	14	123	1	12	12	100	265	20	11	.311	.346	18

PARKS, Hunter - RHP AGE: 20 (Turns 21 on 4/28); HT: 6-2; WT: 194; B/T: R/R; BORN: 4/28/01, Gastonia, NC. SIGNED BY: Charles Aliano. RESIDES: York, SC. OBTAINED: Selected in the eighth round of the 2021 First Year Player Draft. PERSONAL: Played collegiately at Florence-Darlington Technical College, where in 2021, became the highest drafted baseball player in school history...helped lead the Stingers to a 46-8 record in 2021, a program best...graduated from York Comprehensive HS (York, SC)

Yr	Club	W-L	ERA	G	GS	CG	SHO	SV	IP	H	R	ER	HR	BB	SO	WP	BK
2021	ACL Reds-R	0-0	1.59	6	3	0	0	0	11.1	8	2	2	0	4	13	2	0

PAYANO, Nelfri - RHP AGE: 17; HT: 5-10; WT: 179; B/T: R/R; BORN: 10/31/04, Jima Abajo, La Vega, DR. SIGNED BY: Edgar Melo & Enmanuel Cartagena. RESIDES: Jima Abajo, La Vega, DR. OBTAINED: Signed as an international free agent on 1/15/22. CAREER NOTES: 2022 will be his first professional season.

PAYANO, Pedro - RHP PRONUNCIATION: PIE-ah-noh. AGE: 27; HT: 6-2; WT: 170 B/T: R/R; BORN: 9/27/94, New York, NY. RESIDES: San Francisco de Macoris, DR. OBTAINED: Signed as a minor league free agent on 1/31/22. CAREER TRANSACTIONS: Signed with the Reds as a minor league free agent on 1/31/22...Signed by the Detroit Tigers as a minor league free agent on 2/8/21...Signed by the New York Mets as a minor league free agent with an invite to Major League spring training on 1/9/20...released by the Mets on 9/4/20...Signed by the Texas Rangers as an international free agent on 6/11/22...designated for assignment by the Rangers on 9/1/19...outrighted to AAA-Nashville on 9/3/19. CAREER NOTES: South Atlantic League Pitcher of the Week (8/10/15 & 5/1/16)...South Atlantic League All-Star in 2016...Carolina League Pitcher of the Week (5/21/17)...Made his Major League debut with Texas on 1/6/19 at Minnesota (scoreless/hitless inning of relief)...earned his first big league victory on 7/23/19 at Seattle (5ip, 1er, 7k)...His 1.11 ERA (11er/89ip) was tops in the minor leagues in 2015.

Yr	Club	W-L	ERA	G	GS	CG	SHO	SV	IP	H	R	ER	HR	BB	SO	WP	BK
2012	DSL Rangers-R	2-3	5.53	12	9	0	0	0	42.1	44	28	26	1	18	26	7	1
2013	DSL Rangers-R	5-5	3.34	14	12	0	0	0	67.1	66	29	25	6	11	56	8	1
2014	DSL Rangers1-R	7-2	2.95	14	14	1	1	0	76.1	68	31	25	3	17	65	8	1
2015	AZL Rangers-R	6-0	1.55	8	4	0	0	0	40.2	33	8	7	0	9	46	5	0
	Hickory-A	3-1	1.10	6	5	0	0	0	32.2	27	4	4	1	10	31	3	0
	DSL Rangers1-R	1-1	0.00	3	3	1	1	0	15.2	9	2	0	0	3	24	3	0
2016	Hickory-A	3-3	2.08	15	13	1	1	0	73.2	59	22	17	2	29	82	2	1
2017	Down East-A	2-3	4.26	9	9	0	0	0	50.2	36	25	24	5	22	41	3	0
	Frisco-AA	4-5	3.63	17	16	0	0	0	84.1	76	37	34	4	42	77	6	2
2018	Frisco-AA	5-10	5.54	25	22	0	0	0	118.2	120	83	73	15	48	87	12	0
2019	TEXAS	1-2	5.73	6	4	0	0	0	22.0	26	17	14	3	15	17	1	0
	Frisco-AA	3-1	4.43	8	8	0	0	0	42.2	30	21	21	3	18	49	6	0
	Nashville-AAA	2-3	5.44	11	10	0	0	0	41.1	42	33	25	8	28	44	3	0
2021	Erie-AA	3-1	3.10	6	6	0	0	0	29.0	16	10	10	2	14	36	0	0
	Toledo-AAA	5-7	5.12	19	18	0	0	0	95.0	91	58	54	12	54	81	4	0
MAJOR TOTALS		1-2	5.73	6	4	0	0	0	22.0	26	17	14	3	15	17	1	0
Minor Totals		51-45	3.83	167	149	3	3	0	810.1	717	391	345	62	323	745	70	6

PERALTA, Jose - RHP AGE: 22; HT: 6-0; WT: 200; B/T: R/R; BORN: 10/2/99, La Guaira, VZ. SIGNED BY: Edgar Melo. RESIDES: Catia La Mar, VZ. OBTAINED: Signed as a non-drafted free agent on 7/20/17.

Yr	Club	W-L	ERA	G	GS	CG	SHO	SV	IP	H	R	ER	HR	BB	SO	WP	BK
2018	DSL Reds-R	4-2	2.12	16	6	0	0	0	46.2	42	20	11	3	12	31	5	0
2019	AZL Reds-R	0-0	5.56	8	4	0	0	0	11.1	13	8	7	2	5	9	0	2
2021	ACL Reds-R	3-2	5.87	15	3	0	0	0	38.1	46	35	25	6	6	32	2	2
Minor Totals - 3 yrs		7-4	4.02	39	13	0	0	0	96.1	101	63	43	11	23	72	7	4

PETTY, Chase - RHP AGE: 19; HT: 6-1; WT: 190; B/T: R/R; BORN: 4/4/2003, Camden, NJ. **SIGNED BY:** John Wilson. **RESIDES:** Somers Point, NJ. **OBTAINED:** From the Twins for RHP Sonny Gray and minor league RHP Francis Peguero, 3/13/22...was selected by the Twins in the first round (26th overall) of the July 2021 first-year player draft. **CAREER NOTES:** In 2022, entered the season rated by MLB.com the seventh-best prospect in the Twins' organization... was rated by MLB.com the 27th-best prospect in baseball prior to the draft...was rated by *Baseball America* the 29th-best prospect entering the draft...was rated by Perfect Game the second-best righthanded pitcher and ninth-best high school player in the country...in 2021, in his first professional season pitched in the Florida Complex League...in *Baseball America's* tools issue, his fastball was rated the best in the Twins' organization...became the first righthander selected in the first round by the Twins since Kohl Stewart (2013). **PERSONAL:** Attended Mainland Regional High School in Linwood, NJ...was the 2021 New Jersey Gatorade Player of the Year (6-1, 1.15, 48.2ip, 17bb, 99k)...as a senior on 4/28/21 vs Millville, the same high school that produced Mike Trout, threw a 7-inning no-hitter with a career-high 18 strikeouts. **TWITTER:** @ChasePetty11.

Yr	Club	W-L	ERA	G	GS	CG	SHO	SV	IP	H	R	ER	HR	BB	SO	WP	BK
2021	FCL Twins - R	0-0	5.40	2	1	0	0	0	5.0	6	3	3	0	1	6	0	1

PIDICH, Matt - RHP PRONUNCIATION: PIE-ditch. AGE: 27; HT: 6-2; WT: 233; B/T: R/R; BORN: 12/25/94, Freehold, NJ. **SIGNED BY:** Jeff Brookens. **RESIDES:** Aberdeen, NJ. **OBTAINED:** Selected in the eighth round of the 2018 First-Year Player Draft. **CAREER NOTES:** In 2019, led Reds minor league pitchers with the lowest opponents' batting average (.175). **PERSONAL:** Played collegiately at the University of Pittsburgh...underwent "Tommy John" surgery in 2016... graduated from Christian Brothers Academy (Lincofrt, NJ).

Yr	Club	W-L	ERA	G	GS	CG	SHO	SV	IP	H	R	ER	HR	BB	SO	WP	BK
2018	Billings-R	1-2	5.28	19	1	0	0	0	30.2	30	22	18	3	9	34	1	0
2019	Dayton-A	4-3	2.22	39	0	0	0	7	65.0	42	25	16	6	20	75	3	0
2021	Louisville-AAA	0-2	5.56	10	0	0	0	0	11.1	12	13	7	4	2	14	0	0
	Chattanooga-AA	2-6	7.51	23	4	0	0	0	38.1	55	33	32	3	13	42	7	0
Minor Totals - 3 yrs		7-13	4.52	91	5	0	0	7	145.1	139	93	73	16	44	165	11	0

PINAZZI, Nicoló - LHP AGE: 22; HT: 6-2; WT: 214; B/T: L/L; BORN: 10/25/99, Milan, Italy. **SIGNED BY:** Sal Varriale. **RESIDES:** Milan, Italy. **OBTAINED:** Signed as a non-drafted free agent on 9/4/20.

Yr	Club	W-L	ERA	G	GS	CG	SHO	SV	IP	H	R	ER	HR	BB	SO	WP	BK
2021	ACL Reds-R	2-1	2.60	14	0	0	0	0	17.1	15	6	5	1	14	31	7	0

PINEDA, Esmith - OF AGE: 17; HT: 5-10; WT: 183; B/T: R/R; BORN: 11/13/04, Aguadulce, Panama. **SIGNED BY:** Cincinnati Reds International Scouting Department. **RESIDES:** Aguadulce, Panama. **OBTAINED:** Signed as an international free agent on 1/15/22. **CAREER NOTES:** 2022 will be his first professional season...rated by MLB.com (49th) as one of the top prospects in the 2022 international signing class. **PERSONAL:** Belted 3 home runs during the 2016 Little League World Series while playing for Panama.

PINO, Yassel - SS AGE: 20; HT: 6-0; WT: 245; B/T: R/R; BORN: 10/4/01, Havana, Cuba. **SIGNED BY:** Tony Arias. **RESIDES:** Miami, FL. **OBTAINED:** Signed as a non-drafted free agent on 6/10/19.

Yr	Club	AVG	G	AB	R	H	2B	3B	HR	RBI	SH	SF	HB	BB	SO	SB	CS	OBP	SLG	E
2019	AZL Reds-R	.253	24	91	11	23	2	0	0	11	0	0	4	4	25	0	1	.313	.275	5
2021	ACL Reds-R	.272	42	114	22	31	7	1	5	23	0	0	0	28	29	7	4	.415	.482	6
Minor Totals - 2 yrs		.263	66	205	33	54	9	1	5	34	0	0	4	32	54	7	5	.373	.390	11

PINTO, Julio - RHP AGE: 26; HT: 6-3; WT: 231; B/T: R/R; BORN: 11/18/95, Guacara, VZ. **SIGNED BY:** Alberto Garcia, Richard Castro and Orlando Estevez (Royals). **RESIDES:** Valencia, Carabobo, VZ. **OBTAINED:** Signed as a minor league free agent on 3/23/19. **CAREER NOTES:** 2018-22, played for La Guaira in the Venezuelan Winter League...in 2019, selected as a Florida State League All-Star.

Yr	Club	W-L	ERA	G	GS	CG	SHO	SV	IP	H	R	ER	HR	BB	SO	WP	BK
2013	DSL Royals-R	3-3	2.65	13	13	0	0	0	54.1	37	20	16	1	26	43	10	0
2014	Burlington-R	4-3	4.83	11	2	0	0	0	41.0	41	25	22	2	24	28	9	2
2015	Burlington-R	3-2	4.14	10	10	0	0	0	41.1	40	23	19	2	17	30	2	2
	Idaho Falls-R	0-0	7.20	2	2	0	0	0	5.0	8	7	4	0	4	6	3	0
2016	Lexington-A	2-4	5.84	16	11	0	0	1	49.1	49	34	32	4	30	40	8	2
	AZL Royals-R	0-0	4.91	5	4	0	0	0	11.0	11	9	6	1	7	10	4	3
2017	Lexington-A	0-2	13.83	12	0	0	0	0	13.2	22	22	21	4	16	14	1	0
	Idaho Falls-R	4-8	10.33	14	14	0	0	0	61.0	91	80	70	13	47	54	2	2
2018	Lexington-A	2-0	4.86	10	0	0	0	0	16.2	12	9	9	4	7	21	5	0
	Wilmington-A	1-4	6.11	26	0	0	0	10	28.0	34	21	19	2	19	28	2	1
2019	Dayton-A	1-0	4.11	11	0	0	0	2	15.1	13	8	7	2	11	22	3	2
	Daytona-A	2-3	5.51	31	0	0	0	3	47.1	57	31	29	3	29	49	6	0
2021	Chattanooga-AA	2-1	2.76	29	0	0	0	1	32.2	18	12	10	3	27	36	2	0
Minor Totals - 8 yrs		24-30	5.70	190	56	0	0	17	416.2	433	301	264	41	264	381	57	14

PROCTOR, James - RHP AGE: 23; HT: 6-3; WT: 223; B/T: R/R; BORN: 6/21/20, St. Louis, MO. **SIGNED BY:** Lee Seras. **RESIDES:** St. Louis, MO. **OBTAINED:** Signed as a non-drafted free agent on 6/21/20. **CAREER NOTES:** In 2021, named Low-A Southeast League Pitcher of the Month for May. **PERSONAL:** Played collegiately at Princeton for 4 years...graduated from Mary Institute and Saint Louis Country Day School (MICDS) in St. Louis, the same school attended by Joe Buck, William DeWitt Jr., Betty Grable, Vincent Price and Sterling K. Brown...his uncle, Mike, played basketball at Cornell...his grandfather, James, played pro baseball in 1959. **TWITTER:** @jprosti.

Yr	Club	W-L	ERA	G	GS	CG	SHO	SV	IP	H	R	ER	HR	BB	SO	WP	BK
2021	Daytona-A	3-0	1.60	14	12	0	0	0	45.0	31	15	8	0	22	57	9	1
	Dayton-A	0-1	4.41	4	4	0	0	0	16.1	13	8	8	3	12	20	1	0
Minor Totals - 1 yr		3-1	2.35	18	16	0	0	0	61.1	44	23	16	3	34	77	10	1

PUCHEU, Jacques - LHP AGE: 25; HT: 6-0; WT: 229; B/T: L/L; BORN: 1/1/97, Gulfport, MS. **SIGNED BY:** Jonathan Reynolds. **RESIDES:** Clarksville, TN. **OBTAINED:** Signed as a non-drafted free agent on 6/22/19. **CAREER NOTES:** In 2021, following the season was selected to play for the Surprise Saguaros in the prestigious Arizona Fall League. **PERSONAL:** Name is pronounced szahk PEA-shoo...played collegiately at Austin Peay State University and East Mississippi Community College...graduated from West Harrison HS (Gulfport, MS) where he also played soccer and football, earning all-conference and all-state honors as the school's quarterback in 2014. **TWITTER:** @j_pucheu19.

Yr	Club	W-L	ERA	G	GS	CG	SHO	SV	IP	H	R	ER	HR	BB	SO	WP	BK
2019	AZL Reds-R	3-1	4.08	11	3	0	0	1	35.1	29	18	16	1	10	42	1	1
	Greenville-R	2-0	1.50	4	2	1	1	0	18.0	13	3	3	1	6	19	1	0
2021	Louisville-AAA	0-1	45.00	1	1	0	0	0	1.0	7	5	5	2	0	1	0	0
	Dayton-A	4-1	3.45	20	9	0	0	0	60.0	38	24	23	5	33	62	3	0
	Chattanooga-AA	1-0	1.69	5	2	0	0	0	16.0	9	4	3	3	4	20	0	0
Minor Totals - 2 yrs		10-3	3.45	41	17	1	1	1	130.1	96	54	50	12	53	144	5	1

QUINTANA, Nicholas - INF AGE: 24; HT: 5-10; WT: 184; B/T: R/R; BORN: 10/13/97, Las Vegas, NV. **SIGNED BY:** Joey Lothrop (Tigers). **RESIDES:** Las Vegas, NV. **OBTAINED:** Acquired from the Tigers on 11/3/21 in exchange for C Tucker Barnhart. **CAREER NOTES:** In 2021, acquired by the Reds from the Tigers on 11/3 in exchange for C Tucker Barnhart...in 2020, named by Baseball America as the 20th-best prospect in the Tigers system...in 2019, selected by the Tigers in the second round (47th overall) of the First-Year Player Draft. **PERSONAL:** Played collegiately for 4 years at Arizona, where in 2019 was named Pac-12 All-Conference and Collegiate Baseball Second-Team All-American...graduated from Arbor View HS (Las Vegas), where, for the 2015-16 season, earned Nevada State Governor Player of the Year honors... Las Vegas Sun named him the Male Athlete of the Year in 2016...was a gold medal member of the 18U USA National Team...originally drafted in 2016 by the Red Sox in the 11th round but did not sign...his brother, Zach, was a third-round pick by the Brewers in 2012...prefers Nicholas to Nick

Yr	Club	AVG	G	AB	R	H	2B	3B	HR	RBI	SH	SF	HB	BB	SO	SB	CS	OBP	SLG	E
2019	Connecticut-A	.256	25	86	12	22	7	0	1	4	0	0	0	12	31	1	0	.347	.372	2
	West Michigan-A	.158	41	146	14	23	5	1	1	13	0	2	1	13	51	3	1	.228	.226	16
2021	FCL Tigers East-R	.000	3	9	2	0	0	0	0	0	0	1	1	7	0	0	.182	.000	2	
	FCL Tigers West-R	.125	4	16	1	2	1	0	0	1	0	0	1	6	0	0	.176	.188	1	
	Lakeland-A	.196	82	286	46	56	16	0	9	46	0	3	7	51	73	4	1	.329	.346	9
Minor Totals - 2 yrs		.190	155	543	75	103	29	1	11	64	0	5	9	78	168	8	2	.299	.308	30

RAFFIELD, Carter - RHP AGE: 22; HT: 6-3; WT: 229; B/T: R/R; BORN: 2/28/00, Hawkinsville, GA. **SIGNED BY:** Charles Aliano. **RESIDES:** Clemson, SC. **OBTAINED:** Selected in the 14th round of the 2021 First Year Player Draft. **CAREER NOTES:** Played collegiately at Clemson...graduated from Bleckley County HS (Cochran, GA)...his grandfather and brother were both drafted by the Cardinals.

RAMIREZ, Marwin - RHP AGE: 21; HT: 6-2; WT: 175; B/T: R/R; BORN: 9/10/00, La Guaira, Vargas, VZ. **SIGNED BY:** Richard Castro. **RESIDES:** La Guaira, Vargas, VZ. **OBTAINED:** Signed as a non-drafted free agent on 3/9/19.

Yr	Club	W-L	ERA	G	GS	CG	SHO	SV	IP	H	R	ER	HR	BB	SO	WP	BK
2019	DSL Reds-R	1-1	6.26	11	1	0	0	0	27.1	22	20	19	3	10	37	5	0
2021	DSL Reds-R	6-3	4.63	15	0	0	0	2	23.1	20	14	12	2	10	35	2	0
Minor Totals - 2 yrs		7-4	5.51	26	1	0	0	2	50.2	42	34	31	5	23	62	7	0

REY, Brian - OF AGE: 24; HT: 5-7; WT: 176; B/T: R/R; BORN: 2/22/98, Chicago, IL. **SIGNED BY:** Stephen Hunt. **RESIDES:** Deltona, FL. **OBTAINED:** Selected in the 13th round of the 2018 First-Year Player Draft. **CAREER NOTES:** For the past few seasons has played in the Puerto Rican Winter League...in 2021, named Reds Minor League Player of the Month for May...earned High-A Central League Offensive Player of the Week honors for May 4-9...ranked among all Reds minor league batters with 53 RBI (3rd) and 89 hits (10th)...in 2019, established Class-A Dayton club record for most RBI in a game with 8 on 7/27 at Fort Wayne, blasting 2 home runs including a grand slam...previous record of 7 had been shared by 4 players including Joey Votto and Adam Dunn. **PERSONAL:** Played collegiately at Miami Dade, the same school that produced Steve Carlton, Mike Piazza, Raul Ibanez, Don Baylor and Bucky Dent...graduated from Deltona HS (FL).

Yr	Club	AVG	G	AB	R	H	2B	3B	HR	RBI	SH	SF	HB	BB	SO	SB	CS	OBP	SLG	E
2018	Greenville-R	.269	49	171	27	46	7	0	2	21	0	1	9	12	34	3	1	.347	.345	1
2019	Dayton-A	.281	66	235	31	66	16	0	9	40	1	5	7	11	35	1	0	.326	.464	6
	Dayton-A	.146	16	48	3	7	2	0	0	6	0	2	2	5	1	0	.212	.188	1	
2021	Chattanooga-AA	.255	68	243	31	62	7	0	3	31	1	3	15	21	49	4	6	.348	.321	8
	Dayton-A	.423	13	52	7	22	5	1	6	19	0	3	0	2	3	1	2	.421	.904	0
	Louisville-AAA	.385	4	13	1	5	1	0	0	3	0	0	1	3	2	0	0	.529	.462	0
Minor Totals - 3 yrs		.273	216	762	100	208	38	1	20	120	2	12	34	51	108	10	9	.341	.404	16

REYES, Adrian - OF AGE: 17; HT: 6-1; WT: 215; B/T: S/R; BORN: 11/26/04, Santiago de los Caballeros, DR. **SIGNED BY:** Victor Nova & Emmanuel Cartagena. **RESIDES:** Santiago de los Caballeros, DR. **OBTAINED:** Signed as an international free agent on 1/15/22. **CAREER NOTES:** 2022 will be his first professional season.

REYES, Luis - INF AGE: 18; HT: 5-8; WT: 207; B/T: R/R; BORN: 11/15/03, Tinaquillo, VZ. **SIGNED BY:** Cincinnati Reds International Scouting Department. **OBTAINED:** Signed as an international free agent on 1/15/21.

Yr	Club	AVG	G	AB	R	H	2B	3B	HR	RBI	SH	SF	HB	BB	SO	SB	CS	OBP	SLG	E
2021	DSL Reds-R	.261	8	23	1	6	0	0	0	0	0	0	1	1	5	0	0	.320	.261	2

REYES, Reyny - INF AGE: 23; HT: 6-3; WT: 208; B/T: R/R; BORN: 3/20/99, San Cristobal, DR. **SIGNED BY:** Richard Jimenez. **RESIDES:** San José de los Llanos, San Pedro de Macoris, DR. **OBTAINED:** Signed as a first-year minor league player on 5/30/16. **CAREER NOTES:** In 2018, for the Rookie AZL Reds hit safely in 14 straight games from 6/18-7/5...his .293 batting average ranked sixth among all Reds minor leaguers.

Yr	Club	AVG	G	AB	R	H	2B	3B	HR	RBI	SH	SF	HB	BB	SO	SB	CS	OBP	SLG	E
2017	DSL Rojos-R	.240	59	208	29	50	9	0	2	19	2	2	5	16	23	9	2	.307	.313	9
2018	AZL Reds-R	.293	43	157	21	46	5	0	2	14	1	0	1	8	37	5	2	.331	.363	6
2019	Greenville-R	.233	12	43	3	10	3	1	0	1	0	0	0	1	8	0	0	.250	.349	1
	Billings-R	.252	35	115	14	29	4	1	0	10	2	1	0	7	25	0	1	.293	.304	5
2021	Chattanooga-AA	.250	2	4	0	1	0	0	0	0	0	1	0	1	0	0	0	.400	.250	0
	Dayton-A	.233	21	60	10	14	2	0	1	3	2	1	0	4	16	0	0	.277	.317	3
	Dayton-A	.248	32	113	15	28	1	0	2	15	2	1	0	5	26	1	2	.277	.310	5
	Minor Totals - 4 yrs		.254	204	700	92	178	24	2	7	62	9	5	7	41	136	15	7	.300	.324

RICHARDSON, Lyon - RHP

AGE: 22; **HT:** 6-1; **WT:** 200; **B/T:** S/R; **BORN:** 1/18/00, Jensen Beach, FL. **SIGNED BY:** Stephen Hunt. **RESIDES:** Jensen Beach, FL. **OBTAINED:** Selected in the second round of the 2018 First-Year Player Draft. **CAREER NOTES:** In 2021, rated by MLB.com (13th) and Baseball America (25th) as one of the top prospects in the 2019 season...earned High-A Central League Pitcher of the Week honors for May 4-9...ranked among all Reds minor league pitchers with 18 starts (17th) and 91 K (19th)...in 2019, ranked by MLB.com as the Reds 12th-best prospect...in 2018, ranked by Baseball America (15) and MLB.com (18) as one of the Reds' top prospects. **PERSONAL:** Graduated from Jensen Beach HS (FL) where in 2018 was named TC Palm's All-Area Baseball Player of the Year after posting a 7-0 record and an 0.58 ERA (48.0ip, 16h, 90k).

Yr	Club	W-L	ERA	G	GS	CG	SHO	SV	IP	H	R	ER	HR	BB	SO	WP	BK
2018	Greeneville-R	0-5	7.14	11	11	0	0	0	29.0	37	27	23	3	16	24	6	0
2019	Dayton-A	3-9	4.15	26	26	0	0	0	112.2	126	66	52	10	33	106	6	1
2021	Dayton-A	2-5	5.09	19	18	1	0	0	76.0	74	54	43	9	38	91	8	1
Minor Totals - 3 yrs		5-19	4.88	56	55	1	0	0	217.2	237	147	118	22	87	221	20	2

RIDDLE, JT - OF

AGE: 30; **HT:** 6-4; **WT:** 187; **B/T:** L/R; **BORN:** 10/12/91, Frankfort, KY. **SIGNED BY:** -. **RESIDES:** Frankfort, KY. **OBTAINED:** Signed as a minor league free agent on 3/14/22. **CAREER NOTES:** 2021: Was an invite to Twins spring training after signing a minor league free agent contract on December 21, 2020...reassigned to minor league camp on March 27...Did not appear with Triple-A St. Paul due to minor league season starting late and had contract selected with Minnesota on April 14 (Simmons - COVID IL)...Appeared in four games for the Twins, going 2-for-6 (.333) with one run scored from April 14-20, his only stint with Minnesota on the season...Placed on COVID Injured List on April 21; reinstated from COVID IL and outrighted to Triple-A St. Paul on April 30...Elected free agency on October 13. 2020: Began season with Pittsburgh on 10-day Injured List with a right abdomen strain...reinstated August 5 and made his first appearance as the starting shortstop August 6 vs. Minnesota (went 1-for-3)...made first big league appearance/start in right field on August 9 vs. Detroit...made first four starts at four different positions; shortstop August 6, rightfield on August 9, centerfield on August 19 and third base August 20...made his first big league appearance/start at third base on August 20 vs. Cleveland...connected off David Phelps for first home run and only RBI on August 28 at Milwaukee...swiped first Major League base on September 3 vs. Chicago-NL...made first career appearance/start at second base on September 15 at Cincinnati...made 11 appearances (10 starts) at third base, three appearances (2 starts) at shortstop, two starts each in left, center and right field, one start at second base and one appearance at first base (September 9 vs. Chicago-AL). 2019: Made first Opening Day roster (Miami)...connected off Kyle Freeland for second career pinch-hit home run on Opening Day March 28 vs. Colorado...made first major league appearance in centerfield on June 2 at San Diego and first start there on June 4 at Milwaukee...homered in back-to-back games on June 22-23 and went deep four times over an eight-game span from June 22-28...played in final game with Marlins on July 17...placed on the 10-day Injured List July 18 with a right forearm strain...in two rehab games with Jupiter on August 17-18 and two with New Orleans on August 20-21...transferred to 60-day IL on September 14...designated for assignment December 2...made 31 appearances (26 starts) in centerfield and 12 appearances (7 starts) at shortstop while playing with Miami; made each of his last 26 starts in centerfield...went 4-for-12 (.333) as a pinch hitter. 2018: Began season on Miami's Injured List due to right shoulder tendinitis...played four rehab games between Single-A Jupiter and Double-A Jacksonville before being recalled from rehab and optioned to New Orleans on April 30...Went 3-for-4 with a homer in first game with New Orleans on April 30 vs. Round Rock...did not commit an error in his first game while playing shortstop with New Orleans...recalled on May 26 and made season debut with Miami that night vs. Washington...first home run was his 21st career inside-the-park homer on May 29 at San Diego; the 19th in club history and the first by a Marlins player since J.T. Realmuto on August 25, 2017...tied career-high (second time) with four RBI on August 18 at Washington...connected off Chance Adams for first career pinch-hit home run on August 22 vs. New York-AL...appeared in a career-high 102 major league games, making all 95 defensive appearances at shortstop. 2017: Began season with Triple-A New Orleans (Miami)...made major league debut April 11 vs. Atlanta and went hitless in four at bats while playing entire game at shortstop...recorded first major league hit off Atlanta's Jaime Garcia in his second game on April 12...hit first major league home run, a two-run walk-off homer off New York-NL Addison Reed April 16; became the third Marlins player whose first homer was a walk-off shot (also Robert Andino and Miguel Cabrera)...produced a career-best eight-game hitting streak from July 2-9 (13-for-31, .419)...placed on the 10-day Injured List July 25 with left biceps tendinitis and missed remainder of the season. 2016: Spent majority of season with Double-A Jacksonville (Miami), where he was selected to the Southern League Postseason All-Star team...promoted to New Orleans on August 18 and finished season at the Triple-A level...made only professional appearance/start at first base on June 8 at Charlotte...produced a 25-game hitting streak from July 23 through August 6 (37-for-100, .370), the longest of the season for any player in the Southern League...placed on the Injured List from July 10-26 with a left hamstring strain...played all four infield positions and one game each in leftfield and rightfield while playing with Jacksonville...made 13 appearances at shortstop and one at second base while playing with New Orleans. 2015: Hit .283 (102-for-361) with five homers and 29 RBI in 90 games at three different levels in the Miami farm system...made all 85 appearances (83 starts) at shortstop...earned Florida State Midseason All-Star honors...had two stints on the IL while playing with Jupiter; a right ankle sprain from May 25 to June 20 and a tooth infection from August 16-September 8...promoted to Jacksonville on July 27...participated in the Arizona Fall League and batted .217 (10-for-46) with three doubles, a homer and five RBI in 12 games with Mesa. 2014: Spent entire season with Single-A Greensboro (Miami)...set minor league career-highs in runs and RBI...made 58 appearances at shortstop, 35 at third base and six at second base...was on the 7-day Injured List from April 10-May 10 with a left ankle fracture...had a career-high five hits on June 30 at Asheville...named South Atlantic League Player of the Week for the week of July 21-27 after hitting .500 (13-for-26) in six games. 2013: Made professional debut with Single-A Batavia (Miami)...produced a .342 (38-for-111) average in 29 games during the month of August. **PROFESSIONAL:** Originally selected by Boston in 35th round of 2010 First-Year Player Draft but did not sign, electing to play at the University of Kentucky...drafted again by Miami in 13th round of 2013 First-Year Player Draft...granted free agency on December 2, 2019 and signed with Pittsburgh as free agent on January 31, 2020...signed with Minnesota as minor league free agent on December 21, 2020. **CAREER HIGHLIGHTS:** Major league debut with Marlins on April 11, 2017 vs. Atlanta...recorded first major league hit April 12, 2017 vs. Atlanta, singling off Jaime Garcia...hit first major league home run, a two-run walk-off homer off New York-NL's Addison Reed on April 16, 2017...2015 and '16 MiLB.com Organizational All-Star team with Miami...2016 Postseason Southern League All-Star...2015 Florida State League Midseason All-Star. **PERSONAL:** Joshua Travis Riddle...prefers JT, without periods...2010 graduate of Western Hills High School in Frankfort, KY...named Kentucky High School Mr. Baseball in 2010 after leading his team to its first district title in 15 years...played three years at University of Kentucky...hit .283 with 28 doubles, nine homers, 83 RBI and 16 stolen bases in 168 games at UK...compiled a streak of 358.1-consecutive errorless innings from 2012-13 while making 121-straight starts at second base and shortstop.

Yr	Club	AVG	G	AB	R	H	2B	3B	HR	RBI	SH	SF	HB	BB	SO	SB	CS	OBP	SLG	E
2013	Batavia-A	.243	59	222	38	54	10	0	2	18	4	3	5	10	28	6	1	.288	.315	9
2014	Greensboro-A	.280	103	435	65	122	17	4	9	60	6	6	4	26	55	5	1	.323	.400	22
2015	Jacksonville-AA	.289	44	173	26	50	6	1	5	20	3	2	8	24	0	0	0	.323	.422	10
	Jupiter-A	.270	45	185	30	50	6	1	0	9	2	0	0	11	29	7	3	.311	.314	5
	New Orleans-AAA	.667	1	3	2	2	0	0	0	0	0	0	0	0	0	0	0	.800	.667	0
2016	Jacksonville-AA	.278	101	389	49	108	18	4	3	51	4	3	0	33	72	5	1	.332	.368	7
	New Orleans-AAA	.268	15	56	4	15	2	0	1	2	0	0	0	1	9	1	0	.281	.357	1
2017	MIAMI	.250	70	228	20	57	13	1	3	31	2	5	0	12	50	0	2	.282	.355	8
	New Orleans-AAA	.286	16	63	9	18	4	1	2	6	0	0	0	1	8	1	0	.297	.476	2
2018	Jacksonville-AA	.286	2	7	0	2	0	0	0	0	0	0	0	0	1	0	0	.286	.286	0
	Jupiter-A	.167	2	6	1	1	0	0	0	0	0	0	0	1	2	0	0	.286	.333	0
	MIAMI	.231	102	308	28	71	10	4	9	36	3	1	0	20	67	0	3	.277	.377	6
	New Orleans-AAA	.346	21	81	17	28	4	1	3	19	1	0	8	15	2	0	0	.400	.531	0
2019	Jupiter-A	.200	2	5	1	1	0	0	0	1	0	0	0	3	0	0	0	.200	.200	0
	MIAMI	.189	51	132	15	25	6	0	6	12	0	2	5	42	0	0	0	.230	.371	2
	New Orleans-AAA	.240	32	121	22	29	10	1	4	19	1	2	1	6	20	3	0	.277	.438	4
2020	PITTSBURGH	.149	23	67	8	10	2	0	1	1	0	0	0	2	13	1	0	.174	.224	4
2021	MINNESOTA	.333	4	6	1	2	0	0	0	0	0	0	0	0	0	0	0	.333	.333	0
	St. Paul-AAA	.202	91	317	42	64	13	2	7	40	0	3	7	23	62	3	3	.269	.322	8
Major Totals		.223	250	741	72	165	31	5	19	80	5	6	2	39	172	1	5	.261	.355	20
Minor Totals		.264	534	2063	306	544	91	15	36	245	21	21	19	130	328	33	9	.310	.375	68

RIJO, Brayán - OF AGE: 18; HT: 5-9; WT: 160; B/T: R/R; BORN: 11/24/03, La Romana, DR. **SIGNED BY:** Jose Diaz, Enmanuel Cartagena, Richard Jimenez. **RESIDES:** La Romana, DR. **OBTAINED:** Signed as an international free agent on 1/15/21.

Yr	Club	AVG	G	AB	R	H	2B	3B	HR	RBI	SH	SF	HB	BB	SO	SB	CS	OBP	SLG	E
2021	DSL Reds-R	.294	46	136	21	40	1	4	1	16	0	0	0	11	44	6	6	.347	.382	2

RIVAS, Leonardo - INF AGE: 24; HT: 5-6; WT: 184; B/T: S/R; BORN: 10/10/97, Maracay, Aragua, VZ. **SIGNED BY:** Carlos Ramirez & Lebi Ochoa (Angels). **RESIDES:** Santa Rita, Apure, VZ. **OBTAINED:** Acquired by the Angels on 12/10/20 as the player to be named later in the 12/7/20 trade that sent Raisel Iglesias to the Angels in exchange for Noé Ramirez. **CAREER NOTES:** Rated by Baseball America as one of the top prospects in the Angels system in 2020 (30th) and 2018 (11th)...rated by MLB.com as the Angels 27th-best prospect in 2019...recognized by Baseball America as the 9th-best prospect in the Pioneer League in 2017...signed with the Angels as international free agent on 7/11/14.

Yr	Club	AVG	G	AB	R	H	2B	3B	HR	RBI	SH	SF	HB	BB	SO	SB	CS	OBP	SLG	E
2015	DSL Angels-R	.258	65	213	38	55	8	7	1	31	4	5	17	37	53	21	12	.401	.376	16
2016	DSL Angels-R	.323	33	99	26	32	3	3	0	15	4	0	4	20	23	20	5	.455	.414	7
	AZL Angels-R	.253	26	91	22	23	5	0	1	4	1	0	0	16	16	6	3	.364	.341	3
2017	Orem-R	.299	35	137	37	41	6	4	2	29	1	2	4	39	22	11	0	.462	.445	5
	Burlington-A	.267	26	90	24	24	5	0	0	7	2	1	3	20	22	8	1	.412	.322	6
2018	Burlington-A	.233	119	454	62	106	16	7	4	34	4	2	3	84	138	16	10	.355	.326	15
	AZL Angels-R	.250	2	8	2	2	1	0	1	3	0	0	0	0	2	0	0	.250	.750	0
2019	Inland Empire-A	.236	73	297	44	70	14	5	6	26	0	0	2	39	90	4	2	.328	.377	10
	AZL Angels-R	.063	7	16	6	1	0	0	0	0	1	0	0	8	4	1	0	.375	.063	0
2021	Chattanooga-AA	.274	60	190	30	52	6	3	0	21	1	1	2	32	45	9	5	.382	.337	5
Minor Totals - 6 yrs		.255	446	1595	292	406	64	29	15	170	18	11	35	295	415	96	38	.380	.359	67

RIVERA, Javier - RHP AGE: 22; HT: 6-0; WT: 197; B/T: R/R; BORN: 11/27/99, Rio Piedras, PR. **SIGNED BY:** Manuel Fabian. **RESIDES:** Saint Cloud, FL. **OBTAINED:** Selected in the 20th round of the 2021 First Year Player Draft. **PERSONAL:** Played collegiately at Florida Atlantic and Indian River State College...became a pitcher in college after playing primarily as an infielder in high school...posted a 3.93 GPA at IRSC as a top 10% student-athlete and member of the academic Dean's List...graduated from Freedom HS (Orlando, FL) where he was a member of the National Honor Society...aspires to be an orthopedic surgeon.

ROA, Christian - RHP AGE: 23; HT: 6-3; WT: 217; B/T: R/R; BORN: 4/2/99, Houston, TX. **SIGNED BY:** Mike Partida. **RESIDES:** Houston, TX. **OBTAINED:** Selected in the second round of the 2020 First-Year Player Draft (48th overall). **CAREER NOTES:** In 2021, rated by MLB.com (14th) and Baseball America (14th) as one of the top prospects in the Reds system. **PERSONAL:** Played collegiately at Texas A&M...graduated from Memorial HS (Houston, TX), the same school attended by Michael Dell (founder, CEO of Dell Technologies)...has expressed interest in becoming a commercial realtor. **TWITTER:** @Christianroa24.

Yr	Club	W-L	ERA	G	GS	CG	SHO	SV	IP	H	R	ER	HR	BB	SO	WP	BK
2021	Daytona-A	1-1	3.57	5	5	0	0	0	17.2	18	8	7	2	9	21	4	0
	Daytona-A	2-2	4.15	8	7	0	0	0	34.2	32	16	16	4	15	37	3	0
	ACL Reds-R	1-0	0.00	2	1	0	0	0	6.1	1	0	0	0	2	9	0	0
Minor Totals - 1 yr		4-3	3.53	15	13	0	0	0	58.2	51	24	23	6	26	67	7	0

RODRIGUEZ, Alfredo - IF AGE: 28; HT: 6-0; WT: 200; B/T: R/R; BORN: 6/17/94, Havana Cuba. **SIGNED BY:** Tony Arias, Richard Jimenez. **OBTAINED:** Signed as an international free agent on 7/4/16...was released on 3/12/22. **CAREER HIGHLIGHTS:** Following the 2019 season was rated by MLB.com as the 18th-best prospect in the organization...in 2019 was a mid-season Southern League All-Star...in 2017 was an MiLB.com Reds Organization All-Star and was rated by Baseball America the best defensive shortstop in the Midwest League...in 2016 and 2017 was rated by Baseball America the best defensive shortstop in the organization...missed most of the 2018 season because of a fractured hamate bone in his left wrist...in 2019 and 2020 was invited to Major League spring training camp. **CAREER NOTES:** 2021: Spent the season at Class AAA Louisville, where he made 41 starts at 2B, 40 starts at SS, 18 starts at 1B and 7 at 3B...Was 1 of 18 minor league players invited to early spring training camp...hit .316 in 13 apps in exhibition "A" games...played 3B (5g, 1gs), SS (3g) and 2B (3g)...2020: Spent the regular season at the alternate training site as part of the Reds' 60-player pool roster...was not on the Reds' 40-player Postseason pool roster...participated in Major League spring training camp in Goodyear (14g, .364, 2 2b, 2hr, 4rbi, .970ops)...2019: Combined to make 127 apps at Chattanooga, where in his first full season at Class AA he was a mid-season Southern League All-Star, and at Louisville...following the season played in the Dominican Winter League (19g, .309, 1 2b, 10rbi, 1sb)...2018: Following the season played for Scottsdale in the Arizona Fall League (20g, .179, 3 2b, 2hr, 5rbi, 1sb)...2017: At Class A Daytona was an MiLB.com Reds Organization All-Star...was rated by Baseball America the best defensive shortstop in both the organization and in the Midwest League...2016: Was rated among the organization's best prospects by MLB.com (6th) and Baseball America (22nd)...was rated the best defensive shortstop in the organization.

Yr	Club	AVG	G	AB	R	H	2B	3B	HR	RBI	SH	SF	HB	BB	SO	SB	CS	OBP	SLG	E
16	DSL Reds - R	.234	22	77	12	18	5	0	0	8	0	3	4	9	16	9	0	.333	.299	2
17	Daytona - A	.253	118	483	52	122	14	0	2	36	2	2	4	25	79	11	9	.294	.294	16
18	Daytona - A	.207	31	111	12	23	5	1	2	12	0	1	2	8	22	4	0	.270	.324	5
	Pensacola - AA	.192	9	26	4	5	0	0	0	0	0	0	1	2	7	0	0	.276	.192	0
	#AZL Reds - R	.250	6	20	3	5	3	0	0	3	0	0	0	1	3	0	0	.286	.400	0
19	Chattanooga - AA	.286	104	409	50	117	18	2	1	25	2	1	2	22	62	13	9	.325	.347	7
	Louisville - AAA	.169	23	77	5	13	4	0	0	9	0	1	3	7	13	3	0	.261	.222	3
21	Louisville - AAA	.283	117	410	36	116	16	2	3	48	1	7	7	27	78	2	3	.333	.354	8
Minor Totals		.260	430	1613	174	419	65	5	8	141	5	15	23	101	280	42	21	.310	.321	41

Injury rehab

ROGERS, Jack - OF AGE: 23; HT: 6-2; WT: 190; B/T: L/L; BORN: 4/5/99, Huntsville, TX. **SIGNED BY:** Leonard Partida. **RESIDES:** Spring, TX. **OBTAINED:** Selected in the ninth round of the 2021 First Year Player Draft. **PERSONAL:** Played collegiately for 4 years at Sam Houston State University (Huntsville, TX) where he was a preseason First-Team All-Southland Conference selection...was a pitcher and infielder at SHSU...graduated from Klein Collins HS (Spring, TX), the same school attended by Reds outfielder Tyler Naquin.

Yr	Club	AVG	G	AB	R	H	2B	3B	HR	RBI	SH	SF	HB	BB	SO	SB	CS	OBP	SLG	E
2021	ACL Reds-R	.364	4	11	4	4	1	0	0	1	0	0	0	1	1	3	0	.417	.455	0
	Daytona-A	.188	18	64	10	12	1	1	3	8	0	1	0	3	32	1	0	.221	.375	0
Minor Totals - 1 yr		.213	22	75	14	16	2	1	3	9	0	1	0	4	33	4	0	.250	.387	0

ROS, Roberto - RHP AGE: 21; HT: 5-10; WT: 150; B/T: R/R; BORN: 9/8/01, Sabana de la Mar, Hato Mayor, DR. **SIGNED BY:** Felix Romero and Enmanuel Cartagena. **RESIDES:** Sabana de la Mar, Hato Mayor, DR. **OBTAINED:** Signed as a non-drafted free agent on 7/2/18. **CAREER NOTES:** In 2019, injured.

Yr	Club	W-L	ERA	G	GS	CG	SHO	SV	IP	H	R	ER	HR	BB	SO	WP	BK
2021	DSL Reds-R	5-2	6.93	15	2	0	0	0	24.2	15	22	19	0	36	11	0	

ROXBY, Braxton - RHP AGE: 23; HT: 6-2; WT: 234; B/T: R/R; BORN: 3/21/99, Johnstown, PA. **SIGNED BY:** Jeff Brookens. **RESIDES:** Windber, PA. **OBTAINED:** Signed as a non-drafted free agent on 6/15/20. **CAREER NOTES:** Pitched for the Bourne Braves in the highly-regarded Cape Cod League. **PERSONAL:** Played collegiately at the University of Pittsburgh Johnstown...graduated from Windber Area HS (PA). **TWITTER:** @braxton_roxby.

Yr	Club	W-L	ERA	G	GS	CG	SHO	SV	IP	H	R	ER	HR	BB	SO	WP	BK
2021	Dayton-A	2-2	2.41	25	0	0	0	5	33.2	23	12	9	1	21	53	4	0
	Chattanooga-AA	0-0	15.00	6	0	0	0	0	6.0	14	10	10	2	2	8	0	0
Minor Totals - 1 yr		2-2	4.31	31	0	0	0	5	39.2	37	22	19	3	23	61	4	0

RUDD, Carson - RHP AGE: 23; HT: 6-4; WT: 192; B/T: R/R; BORN: 9/17/98, Santa Monica, CA. **SIGNED BY:** Rich Bordi. **RESIDES:** Agoura Hills, CA. **OBTAINED:** Signed as a non-drafted free agent on 9/4/20. **PERSONAL:** Played collegiately at Stanford University where he was a member of the 2018 Pac-12 championship team...graduated from Oaks Christian School (CA) where he was a 4-year member of the honor roll...named 2016 Ventura County Pitcher of the Year...his mother, Nadeane was a swimmer for the University of British Columbia.

Yr	Club	W-L	ERA	G	GS	CG	SHO	SV	IP	H	R	ER	HR	BB	SO	WP	BK
2021	Dayton-A	1-3	4.02	6	3	0	0	0	15.2	14	13	7	1	6	23	3	0
	ACL Reds-R	0-0	40.50	1	1	0	0	0	0.2	1	3	3	1	3	2	0	0
Minor Totals - 1 yr		1-3	5.51	7	4	0	0	0	16.1	15	16	10	2	9	25	3	0

RUIZ, Victor - 3B AGE: 22; HT: 6-1; WT: 187; B/T: R/R; BORN: 10/20/99, Mexicali, MX. **SIGNED BY:** Hector Otero. **RESIDES:** Mexicali, MX. **OBTAINED:** Signed as a minor league free agent on 10/17/16. **CAREER NOTES:** 2021-22 & 2020-21, played for Mexicali in the Mexican Winter League.

Yr	Club	AVG	G	AB	R	H	2B	3B	HR	RBI	SH	SF	HB	BB	SO	SB	CS	OBP	SLG	E
2017	AZL Reds-R	.244	22	78	8	19	4	1	0	11	0	1	0	1	22	0	0	.250	.321	5
2018	Greenville-R	.174	6	23	0	4	0	0	0	4	0	1	0	0	8	0	0	.167	.174	1
	AZL Reds-R	.303	22	76	12	23	4	0	2	7	0	0	1	4	15	0	0	.346	.434	2
	Billings-R	.278	8	18	2	5	0	0	0	3	0	0	0	1	5	0	0	.316	.278	0
2019	Billings-R	.270	60	233	19	63	14	1	1	30	2	5	2	14	49	1	2	.311	.352	16
2021	Dayton-A	.237	81	300	32	71	16	3	5	37	0	6	0	16	77	3	2	.270	.360	12
Minor Totals - 4 yrs		.254	199	728	73	185	38	5	8	92	2	13	3	36	176	4	4	.287	.353	36

SALAZAR, Eduardo - RHP AGE: 23; HT: 6-0; WT: 206; B/T: 5/5/98; BORN: 5/5/98, Cumana, VZ. **SIGNED BY:** Richard Jimenez. **RESIDES:** Cumana, VZ. **OBTAINED:** Signed as a non-drafted free agent on 3/4/17. **CAREER NOTES:** In 2021, named High-A Central Pitcher of the Week for 8/26-8/22...ranked among all Reds minor league pitchers in WHIP (1.15, 1st), OPP AVG (.222, T1st), ERA (3.49, 2nd), GS (20, 14th), K (109, 6th) and IP (101, 6th).

Yr	Club	W-L	ERA	G	GS	CG	SHO	SV	IP	H	R	ER	HR	BB	SO	WP	BK
2017	DSL Rojas-R	4-4	2.70	12	12	0	0	0	60.0	54	22	18	1	10	47	1	2
2018	AZL Reds-R	0-1	5.29	7	6	0	0	0	17.0	17	12	10	3	6	15	2	0
	Greenville-R	2-0	6.57	4	0	0	0	0	12.1	10	9	9	2	6	11	0	1
2019	Dayton-A	6-3	3.81	35	11	0	0	0	106.1	105	52	45	9	36	81	8	4
2021	Chattanooga-AA	0-1	6.00	1	1	0	0	0	3.0	5	4	2	0	1	2	0	0
	Dayton-A	4-5	3.49	19	19	1	1	0	98.0	81	43	38	6	32	107	4	2
Minor Totals - 4 yrs		16-14	3.70	78	49	1	1	0	296.2	272	142	122	21	91	263	15	9

SALAZAR, Martin - RHP AGE: 21; HT: 6-1; WT: 212; B/T: R/R; BORN: 5/27/00, Puerto Cabello, VZ. **SIGNED BY:** Ricardo Quintero, Richard Castro. **RESIDES:** Puerto Cabello, VZ. **OBTAINED:** Signed as a non-drafted free agent on 12/29/18.

Yr	Club	W-L	ERA	G	GS	CG	SHO	SV	IP	H	R	ER	HR	BB	SO	WP	BK
2019	DSL Reds-R	5-1	2.93	14	14	0	0	0	58.1	57	27	19	3	10	55	4	2
2021	ACL Reds-R	0-0	5.94	12	6	0	0	0	33.1	41	27	22	4	13	35	2	0
Minor Totals - 2 yrs		5-1	4.03	26	20	0	0	0	91.2	98	54	41	7	23	90	6	2

SALCEDO, Andruw - C AGE: 19; HT: 5-8; WT: 231; B/T: S/R; BORN: 9/29/02, Sincelajo, Sucre, Colombia. **SIGNED BY:** Jose Valdelamar, Trey Hendricks. **RESIDES:** Sincelajo, Sucre, Colombia. **OBTAINED:** Signed as a non-drafted free agent on 7/4/19. **CAREER NOTES:** In 2021, recognized by Baseball America as a complex league all-star.

Yr	Club	AVG	G	AB	R	H	2B	3B	HR	RBI	SH	SF	HB	BB	SO	SB	CS	OBP	SLG	E
2021	ACL Reds-R	.362	31	94	15	34	5	0	4	11	0	0	5	12	30	0	0	.459	.543	6

SALINAS, Ricky - RHP PRONUNCIATION: suh-LEEN-us. AGE: 26; HT: 6-1; WT: 224; B/T: R/R; BORN: 3/26/96, Houston, TX. **SIGNED BY:** Charlie Aliano. **RESIDES:** Houston, TX. **OBTAINED:** Selected in the 25th round of the 2018 First-Year Player Draft. **CAREER NOTES:** In 2019, named Reds Minor League Player of the Month for June. **PERSONAL:** Played collegiately at Rice...graduated from Northshore HS (Houston, TX). **TWITTER:** @Ricky_Salinas21.

Yr	Club	W-L	ERA	G	GS	CG	SHO	SV	IP	H	R	ER	HR	BB	SO	WP	BK
2018	Billings-R	2-2	4.53	14	14	0	0	0	55.2	64	32	28	9	15	59	11	0
2019	Dayton-A	4-3	4.13	15	15	0	0	0	72.0	70	39	33	7	28	67	8	0
2021	Dayton-A	1-0	4.32	3	1	0	0	0	8.1	4	4	4	1	5	13	3	0
	Chattanooga-AA	5-7	4.76	17	17	0	0	0	75.2	82	51	40	12	32	88	8	2
Minor Totals - 3 yrs		12-12	4.46	49	47	0	0	0	211.2	220	126	105	29	80	227	30	2

SANCHEZ, Carlos - OF AGE: 17; HT: 6-0; WT: 177; B/T: L/R; BORN: 1/12/05, Santo Domingo, DR. **SIGNED BY:** Jose Diaz & Emmanuel Cartagena. **RESIDES:** Santo Domingo, DR. **OBTAINED:** Signed as an international free agent on 1/15/22. **CAREER NOTES:** 2022 will be his first professional season.

SANDRIDGE, Jayvien - LHP AGE: 23; HT: 6-3; WT: 235; B/T: L/L; BORN: 2/11/99, Hagerstown, MD. **SIGNED BY:** Nathan Showalter & Hendrik Hertz (Orioles). **RESIDES:** Hagerstown, MD. **OBTAINED:** Signed as a minor league free agent on 6/9/21. **CAREER NOTES:** In 2021, signed with the Reds on 6/9 after being released by the Orioles on 5/20...in 2018, selected by the Orioles in the 32nd round of the First-Year Player Draft. **PERSONAL:** Played at Lynn University (Boca Raton, FL)...graduated from Mercersburg Academy (PA), the same school attended by actors Jimmy Stewart and Benicio del Toro, broadcaster Rebecca Lowe and Nobel Prize winner Burton Richter.

Yr	Club	W-L	ERA	G	GS	CG	SHO	SV	IP	H	R	ER	HR	BB	SO	WP	BK
2018	GCL Orioles-R	3-0	2.00	15	0	0	0	0	18.0	10	7	4	1	12	18	2	0
2019	GCL Orioles-R	1-0	5.54	11	0	0	0	0	13.0	13	14	8	2	13	19	6	0
2021	ACL Reds-R	0-3	7.00	7	0	0	0	0	9.0	6	11	7	1	8	12	4	0
Minor Totals - 3 yrs		4-3	4.28	33	0	0	0	0	40.0	29	32	19	4	33	49	12	0

SANTANA, Debby - INF AGE: 21; HT: 6-3; WT: 220; B/T: R/R; BORN: 8/24/00, San Cristobal, DR. **SIGNED BY:** Richard Jimenez. **RESIDES:** San Cristobal, DR. **OBTAINED:** Signed as a first-year minor league player on 8/24/16. **CAREER NOTES:** In 2018, had a 12-game hitting streak for the Rookie AZL Reds from 8/4-8/19 (19-for-47, .404)...in 2017, selected by Baseball America as a Dominican Summer League All-Star.

Yr	Club	AVG	G	AB	R	H	2B	3B	HR	RBI	SH	SF	HB	BB	SO	SB	CS	OBP	SLG	E
2017	DSL Reds-R	.302	49	172	26	52	17	1	2	23	0	1	2	13	45	5	2	.356	.448	14
2018	AZL Reds-R	.250	50	188	23	47	7	4	6	25	0	0	2	10	44	0	0	.295	.426	18
2019	AZL Reds-R	.310	25	100	13	31	3	2	1	13	1	1	0	3	31	0	0	.327	.410	9
2021	Daytona-A	.221	50	163	22	36	5	0	3	18	0	0	3	10	56	1	0	.278	.307	6
Minor Totals - 4 yrs		.266	174	623	84	166	32	7	12	79	1	2	7	36	176	6	2	.313	.398	47

SCEROLER, Mac - RHP PRONUNCIATION: suh-ROLL-er. AGE: 26 (turns 27 on 4/9); HT: 6-3; WT: 216; B/T: R/R; BORN: 4/9/95, Baton Rouge, LA. **SIGNED BY:** Jimmy Moran. **RESIDES:** Denham Springs, LA. **OBTAINED:** Returned as a Rule 5 selection to the Reds from the Orioles on 6/25/21. **CAREER NOTES:** In 2021, made his Major League debut...appeared in his first big league game on 4/5 in the 7-0 Orioles loss at Yankee Stadium (2.2ip, 2bb, 4k)...retired his first 5 Major League batters that day (Giancarlo Stanton flyout, Gleyber Torres flyout, Gary Sanchez strikeout, Jay Bruce strikeout, Gio Urshela flyout)...returned to the Reds organization on 6/25 and was assigned to AA-Chattanooga...in 2020, selected by Baltimore in the Major League phase of the Rule 5 Draft on 12/10...in 2019, led the Florida State League and finished third in the Reds organization with 127 strikeouts...in 2018, limited to 18 apps due to injury (back strain)...in 2017, selected by the Reds in the fifth round of the First-Year Player Draft. **PERSONAL:** Played at Southeastern Louisiana University where he was a member of the Southland Conference Commissioner's Honor Roll...graduated from Denham Springs HS (Denham Springs, LA)...his uncle, Ben McDonald, is a former No. 1-overall pick and pitched for Bal and Mil...another uncle, Brett Laxton, earned a complete-game victory over Wichita State in the 1993 College World Series title game. **TWITTER:** @MacSceroler1017.

Yr	Club	W-L	ERA	G	GS	CG	SHO	SV	IP	H	R	ER	HR	BB	SO	WP	BK
2017	Billings-R	0-4	3.26	12	9	0	0	0	38.2	37	25	14	3	16	44	3	0
2018	Dayton-A	2-6	6.00	11	11	0	0	0	54.0	63	42	36	6	24	47	5	0
	Billings-R	2-2	3.07	7	7	0	0	0	29.1	31	19	10	4	6	34	3	0
2019	Daytona-A	5-4	3.69	26	20	0	0	0	117.0	101	54	48	13	29	127	11	0
2021	BALTIMORE	0-0	14.09	5	0	0	0	0	7.2	15	15	12	6	7	11	1	0
	Chattanooga-AA	1-4	8.42	10	7	0	0	0	36.1	48	39	34	7	11	38	6	0
	Norfolk-AAA	0-0	16.62	2	2	0	0	0	4.1	8	8	8	2	2	10	0	0
Major Totals		0-0	14.09	5	0	0	0	0	7.2	15	15	12	6	7	11	1	0
Minor Totals - 4 yrs		10-20	4.83	68	56	0	0	0	279.2	288	187	150	35	88	300	28	0

SCHNEIDER, Johnnie - RHP AGE: 24; HT: 6-4; WT: 200; B/T: R/R; BORN: 6/30/97, Clearwater, FL. **SIGNED BY:** Stephen Hunt. **RESIDES:** Clearwater, FL. **OBTAINED:** Selected in the 29th round of the 2018 First-Year Player Draft. **PERSONAL:** Played collegiately at Palm Beach Atlantic University, Palm Beach State College and Polk State College (Winter Haven, FL)...graduated from Calvary Christian Academy (FL).

Yr	Club	W-L	ERA	G	GS	CG	SHO	SV	IP	H	R	ER	HR	BB	SO	WP	BK
2018	Greenville-R	2-4	5.61	15	0	0	0	1	25.2	31	19	16	3	13	15	0	1
2019	Billings-R	3-2	3.34	22	0	0	0	2	32.1	24	15	12	3	16	36	4	0
2021	Dayton-A	0-2	14.29	6	0	0	0	1	5.2	2	9	9	0	16	8	1	0
	ACL Reds-R	2-2	8.10	12	0	0	0	1	13.1	9	16	12	1	18	23	2	0
Minor Totals - 3 yrs		7-10	5.73	55	0	0	0	5	77.0	66	59	49	7	63	82	7	1

SCHUYLER, Jay - C PRONUNCIATION: SKY-ler. AGE: 24 (Turns 25 on 4/11); HT: 6-1; WT: 200; B/T: R/R; BORN: 4/11/97, Newport Beach, CA. **SIGNED BY:** Mike Misuraca. **RESIDES:** Laguna Niguel, CA. **OBTAINED:** Selected in the seventh round of the 2018 First-Year Player Draft. **CAREER NOTES:** In 2019, belted a home run in his first at-bat of the season (4/5 vs Bowling Green)...in 2018, made his professional debut for Rookie Billings...threw out 42% of would-be base stealers (18 of 43), the best percentage among all qualified Pioneer League catchers. **PERSONAL:** Played collegiately at the University of San Diego...graduated from Dana Hills HS (Dana Point, CA) where he is on that school's "Wall of Fame" for receiving six varsity letters, and four All-League honors. **TWITTER:** @Jayaschuyler2.

Yr	Club	AVG	G	AB	R	H	2B	3B	HR	RBI	SH	SF	HB	BB	SO	SB	CS	OBP	SLG	E
2018	Billings-R	.272	58	191	38	52	6	0	1	23	1	6	4	28	31	5	4	.367	.319	5
2019	Dayton-A	.260	109	388	50	101	16	2	5	50	2	4	5	41	75	5	5	.336	.351	9
2021	Chattanooga-AA	.182	40	121	9	22	6	0	1	11	0	1	3	11	49	0	0	.265	.256	3
	Louisville-AAA	.167	3	6	1	1	0	0	1	3	0	0	0	2	0	0	0	.167	.667	1
Minor Totals - 3 yrs		.249	210	706	98	176	28	2	8	87	3	11	12	80	157	10	9	.331	.329	18

SEMINATI, Leo - 1B AGE: 23; HT: 6-2; WT: 232; B/T: R/R; BORN: Alzano Lombardy, Italy. **SIGNED BY:** Jim Stoeckel. **RESIDES:** Bergamo, Lombardy, Italy. **OBTAINED:** Signed as a non-drafted free agent on 7/5/17.

Yr	Club	AVG	G	AB	R	H	2B	3B	HR	RBI	SH	SF	HB	BB	SO	SB	CS	OBP	SLG	E
2018	AZL Reds-R	.240	27	96	12	23	1	0	3	10	0	0	2	6	29	0	0	.298	.344	5
	Billings-R	.279	15	43	3	12	1	1	1	8	0	1	0	1	9	0	0	.289	.419	0
2019	Billings-R	.270	58	204	24	55	8	0	9	27	0	3	4	20	80	1	0	.342	.441	10
2021	Daytona-A	.211	69	227	32	48	10	1	10	36	0	1	2	30	103	6	1	.308	.396	4
Minor Totals - 3 yrs		.242	169	570	71	138	20	2	23	81	0	5	8	57	221	7	1	.317	.405	19

SERRANO, Jose - INF AGE: 18; HT: 6-0; WT: 192; B/T: R/R; BORN: 10/14/03, San Fernando Apure, VZ. **SIGNED BY:** Ricardo Quintero, Richard Castro, Richard Jimenez. **OBTAINED:** Signed as an international free agent on 1/15/21.

Yr	Club	AVG	G	AB	R	H	2B	3B	HR	RBI	SH	SF	HB	BB	SO	SB	CS	OBP	SLG	E
2021	DSL Reds-R	.287	35	115	15	33	6	4	0	15	0	0	0	12	26	2	1	.354	.409	6

SERREINO, Dan - RHP AGE: 25; HT: 6-3; WT: 225; B/T: R/R; BORN: 6/18/96, Brick, NJ. **SIGNED BY:** Lee Seras. **RESIDES:** Brick, NJ. **OBTAINED:** Selected in the 32nd round of the 2019 First-Year Player Draft. **PERSONAL:** Played collegiately at Rowan University (Glassboro, NJ). **TWITTER:** @DannySerreino.

Yr	Club	W-L	ERA	G	GS	CG	SHO	SV	IP	H	R	ER	HR	BB	SO	WP	BK
2019	Greenville-R	0-1	6.75	13	0	0	0	1	18.2	15	14	14	2	12	18	4	0
2021																	

(Did Not Pitch - Injured)

SIANI, Michael - OF PRONUNCIATION: see-AHN-ee (prefers Michael). AGE: 22; HT: 6-0; WT: 192; B/T: L/L; BORN: 7/16/99, Glenside, PA. SIGNED BY: Jeff Brookens. RESIDES: Glenside, PA. OBTAINED: Selected in the fourth round of the 2018 First-Year Player Draft. CAREER NOTES: In 2021, played for Surprise in the prestigious Arizona Fall League where he was selected to the Fall Stars team...from 10/30-11/14 missed action in the AFL while recovering from a right Achilles injury...rated by MLB.com as the Reds' 11th-best prospect...in 2019, beginning 5/24 and continuing through the end of the year, ranked third in the league in both hits and runs scored while ranking eighth in batting average at .292...his leaping/diving catch in center field on 7/30 was featured on ESPN Top 10 Plays of the Day...led the Midwest League with 45 stolen bases...was a MiLB.com Organizational All-Star...received the organization's Minor League Community Service Award...in 2018, did not commit a single error in 120 total outfield chances, best in the Appalachian League...rated by MLB.com (9th) and Baseball America (9th) as one of the top prospects in the Reds organization...entered the draft as a highly rated prospect (35th by MLB.com, 52nd by Baseball America)...following the season was one of ten Reds minor leaguers to attend a leadership training program at West Point. PERSONAL: Played on USA Baseball's gold-medal team at the under-18 World Cup in 2017...graduated from William Penn Charter School in Philadelphia where he won the 2017-2018 Gatorade Pennsylvania Baseball Player of the Year. TWITTER: @mikesiani6.

Yr	Club	AVG	G	AB	R	H	2B	3B	HR	RBI	SH	SF	HB	BB	SO	SB	CS	OBP	SLG	E
2018	Greenville-R	.288	46	184	24	53	6	3	2	13	0	2	3	16	35	6	4	.351	.386	0
2019	Dayton-A	.253	121	466	75	118	10	6	6	39	8	1	10	46	109	45	15	.333	.339	4
2021	Dayton-A	.216	97	352	60	76	13	4	6	26	0	1	5	50	103	30	10	.321	.327	8
Minor Totals - 3 yrs		.247	264	1002	159	247	29	13	14	78	8	4	18	112	247	81	29	.332	.343	12

SPIERS, Carson - RHP AGE: 24; HT: 6-3; WT: 205; B/T: R/R; BORN: 11/11/97, Greenville, SC. SIGNED BY: Charles Aliano. RESIDES: Greenville, SC. OBTAINED: Signed as a non-drafted free agent on 6/21/20. CAREER NOTES: In 2021, twice was selected High-A Pitcher of the Week (6/17-13 & 7/19-25)...ranked among all Reds minor league pitchers with 130 K (2nd), 111.2 IP (2nd), 8 W (T4th) and 20 GS (T4th). PERSONAL: Played collegiately at Clemson where he was an ACC Academic Honor Roll member...graduated from Clemson in May 2020 with a degree in management...graduated from Greenville HS (SC) where in addition to starting on the baseball team, he also set school records as a quarterback on the football team...his uncle is Bill Spiers, who was drafted in the first round by the Brewers in 1987 and played 13 major league seasons. TWITTER: @carson_spiers.

Yr	Club	W-L	ERA	G	GS	CG	SHO	SV	IP	H	R	ER	HR	BB	SO	WP	BK
2021	Daytona-A	2-0	3.18	5	4	0	0	1	22.2	19	8	8	1	5	27	1	0
	Dayton-A	6-4	3.64	20	16	0	0	0	89.0	68	39	36	8	29	103	6	2
Minor Totals - 1 yr		8-4	3.55	25	20	0	0	1	111.2	87	47	44	9	34	130	7	2

SPILLANE, Bren - OF PRONUNCIATION: spuH-LANE. AGE: 25; HT: 6-3; WT: 217; B/T: R/R; BORN: 9/21/96, Hinsdale, IL. SIGNED BY: Andy Stack. RESIDES: Wheeling, IL. OBTAINED: Selected in the third round of the 2018 First-Year Player Draft. CAREER NOTES: In 2018, following the season attended a leadership training program at West Point...rated by Baseball America as the Reds' 28th-best prospect. PERSONAL: Played at the University of Illinois where in 2018, was named Collegiate Baseball as the National Player of the Year after leading the nation with a .903 slugging pct, the highest mark in college baseball since 2009...also batted .389 with 23 HR and 60 RBI in 2018 (his junior season)...also in 2018, was the first player ever to be named the Big Ten Player of the Week for 3 straight weeks and was 1 of 3 position players in the nation named unanimous first team All-Americans, along with Cal's Andrew Vaughn and Texas' Kody Clemens...with the 82nd overall pick in 2018, became the highest-selected Illinois player ever in the MLB Draft...graduated from Wheeling HS (IL). TWITTER: @BrenSpillane.

Yr	Club	AVG	G	AB	R	H	2B	3B	HR	RBI	SH	SF	HB	BB	SO	SB	CS	OBP	SLG	E
2018	Billings-R	.236	48	148	28	35	9	3	5	22	0	2	4	30	76	2	2	.375	.439	5
2019	Dayton-A	.207	62	213	31	44	10	0	5	19	1	0	1	28	104	5	2	.302	.324	6
2021	Dayton-A	.138	12	29	6	4	0	0	2	6	0	0	0	7	21	3	0	.306	.345	1
Minor Totals - 3 yrs		.213	122	390	65	83	19	3	12	47	1	2	5	65	201	10	4	.331	.369	12

STEIGER, Gus - INF AGE: 23; HT: 5-8; WT: 177; B/T: R/R; BORN: 4/20/99, Brainerd, MN. SIGNED BY: Andy Stack. RESIDES: Spring Park, MN. OBTAINED: Signed as a non-drafted free agent on 6/25/20. PERSONAL: Played collegiately at South Dakota State where he was a two-time All-Summit League selection...graduated from Minnetonka HS, the same school attended by former Reds pitcher Jim Brower. TWITTER: @GusSteiger.

Yr	Club	AVG	G	AB	R	H	2B	3B	HR	RBI	SH	SF	HB	BB	SO	SB	CS	OBP	SLG	E
2021	ACL Reds-R	.240	8	25	4	6	3	0	0	3	0	0	2	0	4	3	0	.296	.360	1
	Daytona-A	.213	68	216	27	46	6	0	1	24	2	1	0	31	64	14	6	.310	.255	9
Minor Totals - 1 yr		.216	76	241	31	52	9	0	1	27	2	1	2	31	68	17	6	.309	.266	10

STEVENSON, Jake - RHP AGE: 25; HT: 6-4; WT: 210; B/T: R/R; BORN: 3/24/97, Waconia, MN. SIGNED BY: Andy Stack. RESIDES: Waconia, MN. OBTAINED: Selected in the 10th round of the 2019 First-Year Player Draft. CAREER NOTES: In 2019, selected as a Pioneer League All-Star. PERSONAL: Played collegiately at the University of Minnesota where in 2019 was an Academic All-Big Ten selection and received the Excellence in Athletic Performance Award...graduated from Waconia HS (MN) where in addition to baseball, played soccer and basketball. TWITTER: @JakeStevenson38.

Yr	Club	W-L	ERA	G	GS	CG	SHO	SV	IP	H	R	ER	HR	BB	SO	WP	BK
2019	Billings-R	1-1	3.10	18	0	0	0	5	20.1	18	12	7	1	14	31	3	0
2021	ACL Reds-R	0-0	4.50	2	1	0	0	0	2.0	1	1	1	1	1	2	4	0
Minor Totals - 2 yrs		1-1	3.22	20	1	0	0	5	22.1	19	13	8	2	16	35	3	0

STOCKTON, Spencer - RHP AGE: 26; HT: 6-3; WT: 222; B/T: S/R; BORN: 4/24/96, Bronxville, NY. RESIDES: Wellington, FL. OBTAINED: Signed as a non-drafted free agent on 7/11/19. CAREER NOTES: In 2019, named Reds Minor League Pitcher of the Month for August...had the lowest WHIP (0.86) and lowest ERA (2.06) among all qualified Reds minor leaguers. PERSONAL: Played collegiately at Jacksonville University...graduated from Wellington HS (FL)...his father (Dick) was a world-class tennis professional owning 8 career titles and reaching No. 8 in the world in 1977. TWITTER: @Sr14stockton.

Yr	Club	W-L	ERA	G	GS	CG	SHO	SV	IP	H	R	ER	HR	BB	SO	WP	BK
2019	AZL Reds-R	3-1	2.14	6	4	0	0	0	33.2	31	10	8	0	5	41	0	0
	Greenville-R	2-1	1.96	4	3	0	0	0	23.0	10	5	2	3	28	0	0	
2021	Dayton-A	4-3	5.63	26	9	0	0	0	72.0	71	49	45	8	26	74	3	0
Minor Totals - 2 yrs		9-5	4.06	36	16	0	0	0	128.2	112	64	58	10	34	143	3	0

TAMARES, Junior - OF AGE: 20; HT: 6-0; WT: 165; B/T: L/R; BORN: 9/26/01, Santo Domingo, DR. SIGNED BY: Edgar Melo and Richard Jimenez. RESIDES: Santo Domingo, DR. OBTAINED: Signed as a non-drafted free agent on 7/2/18. CAREER NOTES: In 2019, ranked eighth among all Reds farmhands with a .371 on-base pct.

Yr	Club	AVG	G	AB	R	H	2B	3B	HR	RBI	SH	SF	HB	BB	SO	SB	CS	OBP	SLG	E
2019	DSL Reds-R	.278	54	169	35	47	5	4	1	17	1	2	2	24	45	13	5	.371	.373	4
2021	ACL Reds-R	.208	23	48	9	10	1	1	0	1	0	0	1	5	22	3	2	.296	.271	0
Minor Totals - 2 yrs		.263	77	217	44	57	6	5	1	18	1	2	3	29	67	16	7	.355	.350	8

TENEROWICZ, Robbie - INF AGE: 27; HT: 6-1; WT: 228; B/T: R/R; BORN: 1/6/95, San Mateo, CA. **SIGNED BY:** Alan Hull (Rays). **RESIDES:** San Francisco, CA. **OBTAINED:** Signed as a minor league free agent on 12/14/20. **CAREER NOTES:** In 2021, following the season was named an Organization All-Star per MLB.com...ranked among all Reds farmhands with a .472 SLG (3rd), .823 OPS (4th), 14 HR (T4th), 33 XBH (T6th), 143 TB (8th), .264 AVG (T8th), .351 OBP (9th) and 46 RBI (10th)...in 2020, signed by the Reds on 12/14...in 2019, released by the Rays on 5/27...in 2018, was a Florida State League All-Star for A-Charlotte...in 2017, for the second consecutive season was recognized by MiLB.com as a Tampa Bay organizational all-star...named to the Midwest League Postseason All-Star team...in 2016, recognized by MiLB.com as a Tampa Bay organizational all-star...selected by the Rays in the 27th round of the June draft. **PERSONAL:** Played collegiately at the University of California, Berkeley...graduated from Campolindo HS (CA), the same school attended by Olympic gold medal swimmer Matt Biondi and broadcaster Matt Vasgersian. **TWITTER:** @ByrdHotTakes.

Yr	Club	AVG	G	AB	R	H	2B	3B	HR	RBI	SH	SF	HB	BB	SO	SB	CS	OBP	SLG	E
2016	Princeton-R	.291	58	203	31	59	17	0	6	38	2	1	5	15	47	1	5	.353	.463	1
2017	Bowling Green-A	.295	94	349	43	103	25	3	11	37	0	1	8	32	67	4	3	.367	.479	12
2018	Charlotte-A	.292	100	383	64	112	22	1	5	61	0	8	6	32	62	8	4	.350	.394	2
2019	Montgomery-AA	.216	77	255	32	55	10	0	4	27	3	1	7	24	62	8	6	.300	.302	5
2021	Chattanooga-AA	.264	93	303	48	80	17	2	14	46	0	6	17	27	89	3	6	.351	.472	13
Minor Totals - 5 yrs		.274	422	1493	218	409	91	6	40	209	5	17	43	130	327	24	24	.346	.423	33

THOMPSON, Justice - OF AGE: 21; HT: 6-4; WT: 204; B/T: R/R; BORN: 7/8/00, Tampa, FL. **SIGNED BY:** Charles Aliano. **RESIDES:** Winter Haven, FL. **OBTAINED:** Selected in the sixth round of the 2021 First Year Player Draft. **CAREER NOTES:** In 2021, rated by MLB.com (28th) and Baseball America (30th) as one of the top prospects in the Reds organization. **PERSONAL:** Played collegiately at the University of North Carolina and Northwest Florida State College... graduated from King HS (Tampa, FL), the same school that produced baseball players Derek Bell, Tim Crews, Ty Griffin, Jim Morrison and Calvin Pickering...his father, David, played football for the University of South Florida.

Yr	Club	AVG	G	AB	R	H	2B	3B	HR	RBI	SH	SF	HB	BB	SO	SB	CS	OBP	SLG	E
2021	ACL Reds-R	.316	7	19	4	6	2	1	0	3	0	0	1	3	5	1	1	.435	.526	0
	Daytona-A	.217	21	69	6	15	2	0	2	9	1	0	0	13	23	1	0	.341	.333	1
Minor Totals - 1 yr		.239	28	88	10	21	4	1	2	12	1	0	1	16	28	2	1	.362	.375	1

TIMPANELLI, Vincent - RHP AGE: 23; HT: 6-1; WT: 226; B/T: R/R; BORN: 10/2/98, Staten Island, NY. **SIGNED BY:** Lee Seras. **RESIDES:** Staten Island, NY. **OBTAINED:** Signed as a non-drafted free agent on 8/18/20. **CAREER NOTES:** In 2021, led all Reds minor league pitchers with 14 saves while finishing T6th with 37 apps. **PERSONAL:** Played collegiately at Ramapo College (NJ) and Saint Thomas Aquinas College (Sparkill, NY)...was primarily a catcher in college as he made just 1 collegiate appearance on the mound...graduated from Tottenville HS (Staten Island), the same school attended by Pete Davidson and Jason Marquis.

Yr	Club	W-L	ERA	G	GS	CG	SHO	SV	IP	H	R	ER	HR	BB	SO	WP	BK
2021	Daytona-A	0-1	1.82	20	0	0	0	9	24.2	7	6	5	0	17	41	6	0
	Daytona-A	0-0	4.35	17	0	0	0	5	20.2	8	12	10	3	13	35	3	1
Minor Totals - 1 yr		0-1	2.98	37	0	0	0	14	45.1	15	18	15	3	30	76	9	1

TORRES, Jesus - OF AGE: 19; HT: 6-0; WT: 174; B/T: R/R; BORN: 10/2/02, Los Teques, Miranda, VZ. **SIGNED BY:** Aguido Gonzalez, Richard Castro. **RESIDES:** Los Teques, Miranda, VZ.. **OBTAINED:** Signed as a non-drafted free agent on 7/8/19.

Yr	Club	AVG	G	AB	R	H	2B	3B	HR	RBI	SH	SF	HB	BB	SO	SB	CS	OBP	SLG	E
2021	DSL Reds-R	.286	25	70	15	20	1	1	0	14	0	0	1	4	17	4	2	.333	.329	1

TORRES, Jose - SS AGE: 22; HT: 6-0; WT: 174; B/T: R/R; BORN: 9/28/99, Guayubin, DR. **SIGNED BY:** Charles Aliano. **RESIDES:** Baltimore, MD. **OBTAINED:** Selected in the third round of the 2021 First Year Player Draft. **CAREER NOTES:** In 2021, rated by MLB.com (22nd) and Baseball America (26th) as one of the top prospects in the Reds system...named Low-A Southeast League Player of the Month for September...was league's Offensive Player of the Week for 9/13-9/19. **PERSONAL:** Played collegiately at North Carolina State University, where in 2021, was selected as a First-Team All-ACC and Freshman All-ACC...named 2021 pre-season All-American by D1 Baseball...graduated from Calvert Hall HS (Towson, MD), the same school attended by Mel Kiper Jr, Adrian Amos, Dave Boswell, Lawrence Cager, Juan Dixon, Duane Ferrell and Gary Neal...originally drafted by the Brewers in 2019 (24th round) but did not sign.

Yr	Club	AVG	G	AB	R	H	2B	3B	HR	RBI	SH	SF	HB	BB	SO	SB	CS	OBP	SLG	E
2021	ACL Reds-R	.300	3	10	3	3	0	1	1	2	0	0	0	2	2	1	0	.417	.800	0
	Daytona-A	.337	25	95	15	32	4	3	4	17	0	3	1	8	17	6	2	.383	.568	2
Minor Totals - 1 yr		.333	28	105	18	35	4	4	5	19	0	3	1	10	19	7	2	.387	.590	2

TRAUTWEIN, Michael - C AGE: 22; HT: 6-1; WT: 198; B/T: L/R; BORN: 9/13/99, Johns Creek, GA. **SIGNED BY:** Andy Stack. **RESIDES:** Johns Creek, GA. **OBTAINED:** Selected in the 13th round of the 2021 First Year Player Draft. **PERSONAL:** Played collegiately at Northwestern University...graduated from Northview HS (Duluth, GA)...his father, John Trautwein, played for the Boston Red Sox in 1988.

Yr	Club	AVG	G	AB	R	H	2B	3B	HR	RBI	SH	SF	HB	BB	SO	SB	CS	OBP	SLG	E
2021	ACL Reds-R	.000	3	4	0	0	0	0	0	1	0	0	0	2	2	0	0	.333	.000	0
	Daytona-A	.200	11	30	2	6	2	0	0	2	0	0	1	3	13	2	1	.294	.267	0
Minor Totals - 1 yr		.176	14	34	2	6	2	0	0	3	0	0	1	5	15	2	1	.300	.235	0

TRIANA, Michel - INF AGE: 22; HT: 6-3; WT: 233; B/T: L/R; BORN: 11/23/99, Cifuentes, Villa Clara, Cuba. **SIGNED BY:** Cincinnati Reds International Scouting Department. **OBTAINED:** Signed on 7/2/19. **CAREER NOTES:** Entered the 2021 season rated by MLB.com as the organization's 25th-best prospect.

Yr	Club	AVG	G	AB	R	H	2B	3B	HR	RBI	SH	SF	HB	BB	SO	SB	CS	OBP	SLG	E
2021	Daytona-A	.227	49	172	23	39	11	1	2	23	0	2	6	14	66	3	3	.304	.337	6

URBÁEZ, Francisco - INF AGE: 24; HT: 5-8; WT: 189; B/T: R/R; BORN: 10/13/97, Santo Domingo, DR. **SIGNED BY:** Andrew Fabian. **RESIDES:** Santo Domingo, DR. **OBTAINED:** Signed as a non-drafted free agent on 6/25/20.

Yr	Club	AVG	G	AB	R	H	2B	3B	HR	RBI	SH	SF	HB	BB	SO	SB	CS	OBP	SLG	E
2021	Chattanooga-AA	.200	14	40	3	8	2	1	0	3	0	0	2	6	5	0	0	.333	.300	1
	Daytona-A	.333	67	246	40	82	16	1	4	29	1	0	6	32	44	3	1	.423	.455	7
	Louisville-AAA	.231	14	52	6	12	4	0	0	4	0	0	0	3	8	0	0	.273	.308	3
Minor Totals - 1 yr		.302	95	338	49	102	22	2	4	36	1	0	8	41	57	3	1	.390	.414	11

VALDEZ, Kelvin - RHP AGE: 18; HT: 6-3; WT: 200; B/T: R/R; BORN: 5/8/03, San Juan de la Maguana, DR. **SIGNED BY:** Edgar Melo & Emmanuel Cartagena. **RESIDES:** Santo Domingo, DR. **OBTAINED:** Signed as a non-drafted free agent on 9/9/20.

Yr	Club	W-L	ERA	G	GS	CG	SHO	SV	IP	H	R	ER	HR	BB	SO	WP	BK
2021	DSL Reds-R	1-0	4.63	13	0	0	0	0	11.2	9	11	6	1	15	13	10	0

VALDEZ, Malvin - OF AGE: 18; HT: 6-1; WT: 198; B/T: R/R; BORN: 10/14/03, Santo Domingo, DR. **SIGNED BY:** Cincinnati Reds International Scouting Department. **RESIDES:** Santo Domingo, DR. **OBTAINED:** Signed as an international free agent on 1/15/21. **CAREER NOTES:** In 2021, rated by MLB.com (20th) and Baseball America (18th) as one of the top prospects in the Reds system.

Yr	Club	AVG	G	AB	R	H	2B	3B	HR	RBI	SH	SF	HB	BB	SO	SB	CS	OBP	SLG	E
2021	DSL Reds-R	.218	51	170	32	37	7	3	3	21	0	2	4	36	73	25	5	.363	.347	2

VALENCIA, Anthuan - SS AGE: 17; HT: 5-8; WT: 177; B/T: R/R; BORN: 10/14/04, Puerto Ordaz, Bolivar, VZ. **SIGNED BY:** Cincinnati Reds International Scouting Department. **RESIDES:** Puerto Ordaz, VZ. **OBTAINED:** Signed as an international free agent on 1/15/22. **CAREER NOTES:** 2022 will be his first professional season...rated by MLB.com (32nd) and Baseball America (45th) as one of the top prospects in the 2022 international signing class. **PERSONAL:** Nickname is 'El Capitán' due to his leadership skills.

VANHEYNINGEN, Jermaine - RHP AGE: 23; HT: 6-7; WT: 235; B/T: R/R; BORN: 11/20/98, Newark, NJ. **SIGNED BY:** Gary Glover. **RESIDES:** Holiday, FL. **OBTAINED:** Signed as a minor league free agent on 1/7/22. **CAREER NOTES:** 2022 will be his first professional season. **PERSONAL:** Played collegiately at Florida International University and Florence-Darlington Tech...was teammates with his twin brother, Jamil, at Florence-Darlington Tech and Seton Hall Prep HS (West Orange, NJ).

VELASQUEZ, Javier - OF AGE: 19; HT: 6-1; WT: 170; B/T: S/R; BORN: 10/1/02, Caracas, VZ. **SIGNED BY:** Aguido Gonzalez, Ricardo Quintero and Hernan Alborno. **RESIDES:** Caracas, VZ. **OBTAINED:** Signed as a non-drafted free agent on 7/13/21. **CAREER NOTES:** 2022 will be his first professional season.

VELLOJÍN, Daniel - C AGE: 22; HT: 5-11; WT: 210; B/T: S/R; BORN: 3/5/00, Cartagena, Colombia. **SIGNED BY:** Jose Valdelamar. **RESIDES:** Cartagena, Colombia. **OBTAINED:** Signed as a non-drafted free agent on 1/5/18. **CAREER NOTES:** In 2021, rated by MLB.com (19th) as one of the top prospects in the Reds system...following the season, was recognized by Baseball America as the best defensive catcher in the Cincinnati organization (Dec. 2021)...named an Organization All-Star per MLB.com...in 2019, ranked among all Reds farmhands in several offensive categories, including on-base pct (.444, 2nd), batting average (.314, 3rd) and OPS (.896, 4th).

Yr	Club	AVG	G	AB	R	H	2B	3B	HR	RBI	SH	SF	HB	BB	SO	SB	CS	OBP	SLG	E
2018	DSL Reds-R	.198	38	131	20	26	4	2	2	21	0	1	2	26	30	3	2	.338	.305	10
2019	DSL Reds-R	.314	51	175	40	55	9	3	3	42	0	0	10	31	24	8	5	.444	.451	11
2021	Daytona-A	.247	88	283	56	70	21	1	7	34	0	4	3	72	73	5	3	.401	.403	10
Minor Totals - 3 yrs		.256	177	589	116	151	34	6	12	97	0	5	15	129	127	16	10	.400	.396	31

WALMSLEY, Ben - LHP AGE: 17; HT: 5-10; WT: 202; B/T: L/L; BORN: 12/2/04, Nambour, Queensland, Australia. **SIGNED BY:** Matt Everingham & Boomer Prinstein. **RESIDES:** Bridgeman Downs, Queensland, Australia. **OBTAINED:** Signed as an international free agent on 1/15/22. **CAREER NOTES:** 2022 will be his first professional season.

WILLEMS, Jonathan - INF PRONUNCIATION: WILL-umms. AGE: 23; HT: 6-0; WT: 188; B/T: R/R; BORN: 11/7/98, Willemstad, Curacao. **SIGNED BY:** Jim Stoeckel. **RESIDES:** Willemstad, Curacao. **OBTAINED:** Signed as a non-drafted free agent on 8/11/15. **CAREER NOTES:** In 2019, ranked 16th in the Pioneer League with 69 hits...in 2018, ranked by MLB.com (26th) and Baseball America (30th) as one of the Reds' top prospects.

Yr	Club	AVG	G	AB	R	H	2B	3B	HR	RBI	SH	SF	HB	BB	SO	SB	CS	OBP	SLG	E
2016	DSL Reds-R	.228	53	180	25	41	14	3	1	19	1	1	8	9	56	5	5	.293	.356	7
2017	AZL Reds-R	.234	23	64	7	15	3	0	0	4	0	0	3	2	19	7	2	.290	.281	9
2018	Greeneville-R	.263	55	217	30	57	13	4	8	39	1	1	5	7	54	0	2	.300	.470	21
	Billings-R	.211	6	19	3	4	0	0	0	0	0	0	0	1	3	0	1	.250	.211	2
2019	Dayton-A	.214	33	117	12	25	7	0	2	12	0	1	3	2	30	3	1	.244	.325	7
	Billings-R	.300	60	230	29	69	12	4	0	26	1	1	1	10	41	2	1	.331	.387	8
2021	Chattanooga-AA	.273	3	11	1	3	2	0	0	0	0	0	0	0	4	0	0	.273	.455	1
	Dayton-A	.242	37	99	16	24	5	0	2	11	0	1	2	6	37	6	2	.296	.354	3
	Louisville-AAA	.111	19	27	4	3	1	0	0	1	1	0	1	2	12	0	0	.200	.148	0
Minor Totals - 5 yrs		.250	289	964	127	241	57	11	13	112	4	5	23	39	256	23	14	.294	.372	58

WOLFORTH, Garrett - C AGE: 24; HT: 6-3; WT: 241; B/T: S/R; BORN: 10/13/97, Houston, TX. **SIGNED BY:** Tony Arias. **RESIDES:** Montgomery, TX. **OBTAINED:** Selected in the 14th round of the 2019 First-Year Player Draft. **PERSONAL:** Played at Nova Southeastern University (Ft. Lauderdale, FL) and Dallas Baptist University, where he earned First Team All-Missouri Valley Conference honors, MVC All-Defensive Team in 2018 and a spot on the Johnny Bench Award Watch List as one of the top catchers in college baseball while at Dallas Baptist...graduated from Concordia Lutheran HS (Tomball, TX)...father Ron played baseball at Sam Houston State and is the founder of the Texas Baseball Ranch...mother Jill was an All-American softball player at the University of Nebraska. **TWITTER:** @alphawolf_16.

Yr	Club	AVG	G	AB	R	H	2B	3B	HR	RBI	SH	SF	HB	BB	SO	SB	CS	OBP	SLG	E
2019	Greeneville-R	.242	53	194	26	47	9	2	5	24	1	2	1	12	50	2	2	.287	.387	6
	Billings-R	.238	6	21	2	5	1	0	1	3	0	0	0	1	6	0	0	.273	.429	0
2021	Dayton-A	.257	9	35	7	9	2	2	1	5	0	0	0	4	8	0	0	.333	.514	1
	Daytona-A	.221	74	258	38	57	12	5	7	36	0	2	1	26	95	3	2	.293	.388	3
Minor Totals - 2 yrs		.232	142	508	73	118	24	9	14	68	1	4	2	43	159	5	4	.293	.398	11



WYNNE, Randy - RHP PRONUNCIATION: WIN. AGE: 29; HT: 6-1; WT: 195; B/T: R/R; BORN: 3/9/93, San Diego, CA. RESIDES: Santee, CA. OBTAINED: Signed as a minor league free agent on 6/18/19. CAREER NOTES: In 2021, went 3-0 with a 0.50 ERA in 3 starts (18ip, 1r/1er, 1bb, 12k, .172avg) in September for which he was named Reds Minor League Pitcher of the Month and Double-A South League Pitcher of the Month...in 2019, notched his team's highest single-game strikeout total for 2 different Reds affiliates in the same year (17k for Rookie Greeneville at Burlington on 8/20 & 12k for Class A Dayton at Great Lakes on 8/30). PERSONAL: Played collegiately at Missouri Baptist University and Grossmont College...went undrafted after college and pitched for the Birmingham-Bloomfield Beavers in the United Shore Professional Baseball League for 2 seasons before joining the Evansville Otters of the Frontier League in 2018...had never pitched in a Major League affiliated system until the Reds signed him in June 2019, 3 months after his 26th birthday.

Yr	Club	W-L	ERA	G	GS	CG	SHO	SV	IP	H	R	ER	HR	BB	SO	WP	BK
2019	AZL Reds-R	1-0	4.50	1	0	0	0	0	2.0	2	1	1	0	0	1	0	1
	Greeneville-R	3-3	3.04	12	3	0	0	0	53.1	45	19	18	4	2	54	1	1
	Dayton-A	1-0	4.50	3	1	0	0	0	12.0	14	7	6	2	0	14	0	1
2021	Chattanooga-AA	8-4	4.94	25	14	0	0	1	89.1	105	53	49	13	11	67	1	1
Minor Totals - 2 yrs		13-7	4.25	41	18	0	0	1	156.2	166	80	74	19	13	136	2	4

YANEZ, Williams - RHP AGE: 20; HT: 6-2; WT: 175; B/T: R/R; BORN: 11/7/01, Ciudad Bolivar, VZ. SIGNED BY: Richard Castro and Bob Engle. RESIDES: Bolivar, VZ. OBTAINED: Signed as a first-year minor league player on 10/16/18.

Yr	Club	W-L	ERA	G	GS	CG	SHO	SV	IP	H	R	ER	HR	BB	SO	WP	BK
2019	DSL Reds-R	3-1	3.12	6	0	0	0	0	17.1	18	6	6	0	3	10	3	1
2021	DSL Reds-R	0-0	0.00	2	2	0	0	0	6.0	5	0	0	0	1	4	0	0
Minor Totals - 2 yrs		3-1	2.31	8	2	0	0	0	23.1	23	6	6	0	4	14	3	1

YANG, Eric - C AGE: 24; HT: 5-9; WT: 199; B/T: R/R; BORN: 3/26/98, Woodland Hills, CA. SIGNED BY: Jimmy Moran. RESIDES: Canoga Park, CA. OBTAINED: Selected in the seventh round of the 2019 First-Year Player Draft. CAREER NOTES: In 2019, selected as a Pioneer League All-Star...his .428 on-base pct ranked third in the PL...was among Reds minor league leaders in OBP (3rd), OPS (7th) and batting average (9th). PERSONAL: Played collegiately at the University of California-Santa Barbara...graduated from El Camino Real Charter HS (Woodland Hills, CA). TWITTER: @yangsta21.

Yr	Club	AVG	G	AB	R	H	2B	3B	HR	RBI	SH	SF	HB	BB	SO	SB	CS	OBP	SLG	E
2019	Billings-R	.290	51	162	27	47	9	0	4	29	1	4	19	23	44	0	0	.428	.420	2
2021	Dayton-A	.203	76	227	31	46	11	1	3	19	1	2	13	38	65	2	2	.346	.300	8
Minor Totals - 2 yrs		.239	127	389	58	93	20	1	7	48	2	6	32	61	109	2	2	.381	.350	10

YSABEL, Vladimir - OF AGE: 20; HT: 5-8; WT: 166; B/T: S/R; BORN: 3/7/02, San Pedro de Macoris, DR. SIGNED BY: Felix Romero, Enmanuel Cartagena. RESIDES: San Pedro de Macoris, DR. OBTAINED: Signed as a non-drafted free agent on 9/21/19.

Yr	Club	AVG	G	AB	R	H	2B	3B	HR	RBI	SH	SF	HB	BB	SO	SB	CS	OBP	SLG	E
2021	DSL Reds-R	.235	8	17	4	4	1	0	0	0	0	0	1	2	6	3	3	.350	.294	0

ZAPATA, Wilder - RHP AGE: 20; HT: 6-3; WT: 228; B/T: R/R; BORN: 12/26/01, San Pedro de Macoris, DR. SIGNED BY: Felix Romero & Enmanuel Cartagena. RESIDES: San Pedro de Macoris, DR. OBTAINED: Signed as a non-drafted free agent on 8/30/19.


Yr	Club	W-L	ERA	G	GS	CG	SHO	SV	IP	H	R	ER	HR	BB	SO	WP	BK
2021	DSL Reds-R	1-0	18.00	3	0	0	0	0	2.0	3	4	4	0	3	1	0	0

2022 NOTES



2022 NOTES





2021 REVIEW

The Reds finished the 2021 season with an 83-79 record and in third place in the National League Central Division, 12.0 games behind the Brewers and 7.0 games behind the second-place Cardinals. They finished in third place in the Wild Card standings, behind the Dodgers and Cardinals. 2B Jonathan India received 29 of 30 first-place votes to win the NL Rookie of the Year Award, and in LF Jesse Winker and RF Nick Castellanos the Reds had 2 starting outfielders in the All-Star Game's starting lineup for the first time since 1956. Castellanos also won a Silver Slugger Award. In July, 1B Joey Votto established a franchise record for consecutive appearances with at least 1 home run (7). He joined Billy Williams (1971) as the only Major League players ever to record in the same season his 2,000th hit, 300th home run and 1,000th RBI. In a 3-0 win on May 7 at Cleveland, LHP Wade Miley threw the 17th no-hitter in franchise history, the first of his career.

2021 SEASON IN REVIEW
2021 NATIONAL LEAGUE STANDINGS

NL East	W	L	Pct.	GB
Atlanta	88	73	.547	-
Philadelphia	82	80	.506	6.5
New York	77	85	.475	11.5
Miami	67	95	.414	21.5
Washington	65	97	.401	23.5

NL Central	W	L	Pct.	GB
Milwaukee	95	67	.586	-
w-St. Louis	90	72	.556	5.0
Cincinnati	83	79	.512	12.0
Chicago	71	91	.438	24.0
Pittsburgh	61	101	.377	34.0

NL West	W	L	Pct.	GB
San Francisco	107	55	.660	-
w-Los Angeles	106	56	.654	1.0
San Diego	79	83	.488	28.0
Colorado	74	87	.460	32.5
Arizona	52	110	.321	55.0

2021 AMERICAN LEAGUE STANDINGS

NL East	W	L	Pct.	GB
Tampa Bay	100	62	.617	-
w-Boston	92	70	.568	8.0
w-New York	92	70	.568	8.0
Toronto	91	71	.562	9.0
Baltimore	52	110	.321	48.0

NL Central	W	L	Pct.	GB
Chicago	93	69	.574	-
Cleveland	80	82	.494	13.0
Detroit	77	85	.475	16.0
Kansas City	74	88	.457	19.0
Minnesota	73	89	.451	20.0

NL West	W	L	Pct.	GB
Houston	95	67	.586	-
Seattle	90	72	.556	5.0
Oakland	86	76	.531	9.0
LA Angels	77	85	.475	18.0
Texas	60	102	.370	35.0

W - Wild Card

2021 NL WILD CARD STANDINGS

	W	L	Pct.	GB
LA Dodgers	106	56	.654	+16.0
St. Louis	90	72	.556	-
Cincinnati	83	79	.512	7.0
Philadelphia	82	80	.506	8.0
San Diego	79	83	.488	11.0
NY Mets	77	85	.475	13.0

2021 POSTSEASON RESULTS

- ALWC - Bos over NYY (6-2)
- NLWC LAD over StL (3-1)
- ALDS - Hou over Chi (3-1), Bos over TB (3-1)
- NLDS - Atl over Mil (3-1), LAD over SF (3-2)
- ALCS - Hou over Bos (4-2)
- NLCS - Atl over LAD (4-2)
- World Series - Atl over Hou (4-2)

GREAT AMERICAN BALL PARK

The Reds produced **129 sellouts** in the first 19 seasons of the 42,271-seat ballpark, including 122 regular season sellouts, 4 National League Division Series sellouts (1 in 2010, 3 in 2012) and sellouts for all 3 days of **2015 All-Star Week**...on the field during the regular season, the Reds are **763-721-1** (.514) overall at GABP, including **63-59** (.488) when playing in front of sellout crowds.

2021 RED HOTS

- In his 3 seasons as Reds manager, **David Bell** is **189-195** (.492)...the Reds went **203-283** (.418) in the previous 3 seasons (2016-2018)...on **9/22**, the club announced a **2-year contract extension** through the **2023 season**.
- The Reds have produced **consecutive winning records** for the first time since **2012 & 2013**.
- The Reds went **22-25-8** in their **55 series**, including **12-11-5** at **Great American Ball Park** and **10-14-3 on the road**.
- Had **7 series sweep wins** (3g vs Pit, 4g at StL, 3g vs Col, 3g at Mil, 3g vs Cubs, 4g vs Pit, 4g vs Mia) and **6 series sweep losses** (3g vs Ari, 3g at StL, 4g vs SF, 4g at SD, 3g vs Mil, 2g at WSox).
- Went **24-20 (.545)** in **1-run games**, their first winning record in 1-run games since 2013 (.551, 27-22) and the fourth-best winning percentage in the National League (SF .646, Mil .583, StL .578).
- Ranked second in the National League and sixth in the Major Leagues with **41 come-from-behind wins** (Bos 47, TB 46, NYY 44, SF 43, Sea 42).
- 4 times the Reds beat the Pirates **by 10 runs**, a club record vs any opponent in a season...the **1945 Pirates** club was the last National League team to beat an opponent 4 times in a season by at least 10 runs (Brooklyn).
- At **71-59** on **8/27**, the Reds were a season-high **12 games over .500** with a **2.0-game lead** over the Padres and a **4.5-game lead** over the Cardinals for the second **Wild Card spot**...on **9/28**, were eliminated from **Postseason contention** with 5 days remaining in the season after going **11-17** beginning **8/28** while the Cardinals went **23-7** with a **17-game winning streak** during that same stretch...after a **4-game home sweep** of the **Marlins** from **8/19-8/22**, the Reds finished the season **14-22** in their **last 36 games** and **1-10-1** in their **last 12 series**.
- The temperature of **37 degrees** was the coldest in Reds history for an **Opening Day** game.
- **SS Jose Barrero** (#21), **LHP Nick Lodolo** (#23) and **RHP Hunter Greene** (#41) made *Baseball America's* Top 100 Prospects List...the Reds were **eighth** in *BA's Mid-Season Organization Talent Rankings*, up from **19th** at the season's start.

NO-HITTER

In the 3-0 win on 5/7 at Cle, **LHP Wade Miley** threw his first career no-hitter...was the **17th no-hitter** in Reds history and fourth in Major League Baseball on the 2021 season's 37th day, the second-fastest ever to 4 no-hitters in a single season...there were a single-season record **9 no-hitters** in **2021**, including team no-hitters by the **Cubs** and **Brewers** and not including **7-inning no-hitters** by **Ari's Madison Bumgarner** and **5 Rays pitchers**...the longest no-hit bids of **Miley's** career had been **6.0 innings** (7/17/15 for Bos at LAA, 7/30/16 for Sea at Cubs)...allowed 2 baserunners...**Amed Rosario** reached second base on a double error by **2B Nick Senzel** with 1 out in the bottom of the sixth inning, and **Cesar Hernandez** walked 1 out later...at **34 years, 175 days old** is the oldest Reds pitcher to throw a no-hitter (**Tom Seaver**, 33.211 in 1978)...the Reds broke the scoreless tie with 3 runs in the top of the ninth...the start of the game was delayed 1 hour, 23 minutes by weather...**Miley** was named National League **Player of the Week**, his first weekly award.

ALL-STARS

In LF **Jesse Winker** and RF **Nick Castellanos**, the Reds had 2 *starters* voted into the **All-Star Game's** starting lineup for the first time since **2013 (1B Joey Votto, 2B Brandon Phillips)** and had 2 *starting outfielders* in the lineup for the first time since **1956 (Gus Bell, Frank Robinson)**...LHP **Nick Lodolo** and IF **Jose Barrero** represented the organization in the **SiriusXM All-Star Futures Game**.

PLAYERS OF THE MONTH

In July, **1B Joey Votto** was National League **Player of the Month** and **2B Jonathan India** was NL **Rookie of the Month**...was the first career monthly award for each.

PLAYERS OF THE WEEK

LHP **Wade Miley** (5/10), **1B Joey Votto** (8/2) and OF **Tyler Naquin** (8/23) each earned National League **Player of the Week** awards...was **Miley's** first career weekly award, **Votto's** sixth (first since 4/23-4/29, 2018) and **Naquin's** first...for the first time since **2012**, 3 Reds players won Player of the Week in the same season (**RHP Homer Bailey, OF Jay Bruce** twice, **RHP Mat Latos, OF Drew Stubbs**).

ROOKIE OF THE YEAR

2B Jonathan India fell short in his bid to become only the third rookie in Major League history to lead his league in on-base percentage (Cle's **Joe Jackson**, .468 in 1911 & Cin's **Cuckoo Christensen**, .426 in 1926)...**India** finished the season ranked **fifth** in the National League in **OBP** (.376)...**in the first inning** ranked **eighth** in the NL in **hitting** (.322) and **sixth** in **OBP** (.421)...**beginning 5/21** ranked **sixth** in the Major Leagues in **OBP** (.391), just behind **Shohei Ohtani** (.393) and **Joey Votto** (.395)...**led Major League rookies** in **OBP** (though Oak/Che's **Frank Schwindel** led the NL), **doubles**, **walks** and **runs scored**...**also led National League rookies** in **RBI**, **extra-base hits** and **total bases**...**India** is trying to become the eighth Reds player and second Reds 2B to win the BBWAA's **Rookie of the Year Award** (**LF Frank Robinson** 1956, **2B Pete Rose** 1963, **3B Tommy Helms** 1966, **C Johnny Bench** 1968, **RHP Pat Zachry** 1976, **3B Chris Sabo** 1988, **RHP Scott Williamson** 1999).

VETERAN OF THE YEAR

Joey Votto is only the ninth player in his **age 37 or older** season to produce at least a **.266 BA**, **.375 OBP**, **.563 SLG**, **.938 OPS**, **36 HR** and **99 RBI**, joining **Babe Ruth** (1932), **Hank Sauer** (1954), **Hank Aaron** (1971), **Edgar Martinez** (2000), **Barry Bonds** (2002, 2004), **Rafael Palmeiro** (2002), **David Ortiz** (2016) & **Nelson Cruz** (2019).

CATCH YOU LATER

Reds catchers **Tucker Barnhart** and **Tyler Stephenson** combined committed just **2 errors**, both on **catcher's interference** on **Barnhart** (8/20 vs Mia, 8/28 at Mia), in **1,612 total chances** and **1,434.1 innings caught**...**Barnhart** has committed just 2 errors since **7/26/19**, both catcher's interference calls and both with Mia's **Jesús Aguilar** batting...the catcher's interference on **8/20 at Cin** snapped **Barnhart's** 161-game errorless streak, the club record for consecutive errorless apps by a catcher...in his 2-year career, **Stephenson** does not have an error as a catcher...**offensively**, they ranked among the NL leaders among catchers in **hitting** (2nd in ML, .278), **on-base percentage** (4th, .345), **hits** (2nd, 163) and **doubles** (1st in ML, 39)...for only the third time since **1882**, the Reds finished a season using only **2 catchers**...they also did it in **1959 (Ed Bailey, Dutch Dotterer)** and **1979 (Johnny Bench, Vic Correll)**...**C Mark Kolozsvary** was on the roster on 9/20 & 9/21, with **Stephenson** on the injured list following COVID-19 protocols, but **Kolozsvary** did not play.

2021 NATIONAL LEAGUE BATTING LEADERS, ROOKIES

Jonathan India		Tyler Stephenson	
1st, 69	RBI	45, 6th	
1st, 34 *	2B	21, 4th	
1st, 57 ^	XBH	31, 7th	
1st, 244	TB	151, 6th	
1st, 71 *	BB	41, 4th	
1st, 98 *	R	56, 5th	
2nd, 376 #	OBP	.366, 3rd	
2nd, 835 ^	OPS	.797, 4th	
2nd, 21	HR	10, T8th	
2nd, 143	H	100, 5th	
2nd, 12	SB	0, -	
3rd, 459	SLG	.431, 6th	
5th, 269	BA	.286, 2nd	

* Led Major League rookies, ^ 2nd in Major Leagues

Led ML rookies in OBP, Schwindel led NL in OBP

2021 NATIONAL LEAGUE BATTING LEADERS

	Castellanos	Votto	India
BA	4th (.309)	24th (.266)	20th (.269)
H	8th (164)	48th (119)	21st (143)
2B	4th (38)	T55th (23)	78th (34)
HR	T7th (34)	T4th (36)	T43rd (21)
RBI	6th (100)	T7th (99)	T42nd (69)
OBP	16th (.362)	6th (.375)	5th (.376)
SLG	3rd (.576)	4th (.563)	29th (.459)
OPS	4th (.939)	5th (.938)	18th (.835)
XBH	3rd (73)	T17th (60)	T22nd (57)
TB	5th (306)	19th (252)	2nd (244)
BB	T65th (41)	7th (77)	9th (71)

2021 NATIONAL LEAGUE LEADERS, INDIVIDUAL

Hitting

Jonathan India 23 hit by pitches

Pitching

Luis Castillo & Tyler Mahle 33 starts (tied)

Luis Castillo 16 losses (tied)

Luis Castillo 75 walks

2021 NATIONAL LEAGUE LEADERS, TEAM

Hitting

105 hit by pitches Club record

Pitching

617 walks issued Led Major Leagues

2021 ALL-STAR GAME'S ELECTED STARTERS

National League	American League
Freddie Freeman, Atl	1B Vlad Guerrero Jr., Tor
Adam Frazier, Pit	2B Marcus Semien, Tor
Fernando Tatis Jr.	SS Xander Bogaerts, Bos
Nolan Arenado	3B Rafael Devers, Bos
Buster Posey, SF	C Salvador Perez, KC
Ronald Acuña Jr.	OF Mike Trout, LAA
Nick Castellanos, Cin	OF Aaron Judge, NYY
Jesse Winker, Cin	OF .. Teoscar Hernández, Tor
-	DH Shohei Ohtani, LAA

BASEBALL AMERICA'S 2021 MLB ALL-ROOKIE TEAM

C	TYLER STEPHENSON, REDS
1B	Bobby Dalbec, Red Sox
2B	JONATHAN INDIA, REDS
3B	Patrick Wisdom, Cubs
SS	Wander Franco, Rays
OF	Randy Arozarena, Rays
OF	Adolis García, Rangers
OF	Dylan Carlson, Cardinals
DH	Ryan Mountcastle, Orioles
SP	RHP Ian Anderson, Braves
SP	RHP Luis García, Astros
SP	RHP Alex Manoah, Blue Jays
SP	LHP Shane Bieber, Indians
SP	RHP Trevor Rogers, Marlins
RP	RHP Emanuel Clase, Indians

REDS IN 2021, BY MONTH

April	12-13, 4.78249 BA, 5.44 r/g
May	12-15, 4.88244 BA, 4.44 r/g
June	15-12, 4.48253 BA, 5.07 r/g
July	16-10, 4.04258 BA, 4.65 r/g
August	16-12, 3.61241 BA, 5.07 r/g
Sept / Oct	12-17, 4.67251 BA, 4.48 r/g

REDS TO HIT .300 WITH 35 2B & 30 HR

Player	Year	BA	2B	HR	RBI
Nick Castellanos ...	2021309	38	34	100
Joey Votto	2010324	36	37	113
Dave Parker	1985312	42	34	125
Frank Robinson	1962342	51	39	136
Gus Bell	1953300	37	30	105

BATTING RACE

Nick Castellanos finished fourth in his bid to become the Reds' first **batting champion** since **Pete Rose** hit **.338** in **1973**.

Trea Turner, LAD328	195	-	595
Juan Soto, Wsh313	157	-	502
Bryce Harper, Phi3094	151	-	488

Nick Castellanos, Cin **.3088** **164** - **531**

Adam Frazier, SD

Jesse Winker, Cin * **.3049** **129** - **423**

* 17 plate apps shy of qualifying for the leaders

REDS' HIGHEST SINGLE-SEASON HOME RUN TOTALS

Reds batters have produced **200 HR** in a **season** for the 9th time in modern club history.

227	2019	221**	1956	209	1999
222	2021	219	2017	204	2007
222*	2005	217	2006	200	2000

* 163 games, ** 154 games

NATIONAL LEAGUE SINGLE-SEASON RECORD, LEADOFF HR

2021 Reds * **12** 2018 Dodgers 12

2021 Nationals .. **12** 2007 D-Backs 12

2019 Dodgers 12 2007 Cubs 12

* India 5, Naquin 3, Winker 3, Suárez 1

Major League record is 15 (2003 Yankees, 2019 Astros)

Courtesy @EliasSports

MAJOR LEAGUE HOME RUN LEADERS, 2018-2021

Suárez	129	Arenado	121	Olson	118
Cruz	126	Muncy	118	Harper	117

REDS PITCHERS

- Among National League team leaders ranked 10th in ERA (4.40), first in walks allowed (617) and third in strikeouts (1,524).
- Posted ERAs of 4.78 in April, 4.88 in May, 4.48 in June, 4.04 in July, 3.61 in August, 4.67 in September/October, 4.38 in the first half and 4.43 after the All-Star break.
- 35 pitchers made at least 1 appearance, a single-season club record and including position players IF Alex Blandino, IF Mike Freeman and IF Max Schrock.
- The season-high 19 runs allowed by Reds pitchers in the 19-4 loss on 5/20 vs SF was their highest total allowed in a home game since a 19-5 loss to the Montreal Expos on 5/7/1978 at Riverfront Stadium.
- In the 10-inning, 5-1 win on 5/12 at Pit, Sonny Gray became the first Reds pitcher since 1900 to throw 4 wild pitches in a game.

REDS STARTERS

- Led National League starting rotations in innings pitched (864.0) and walks allowed (335) while ranking fourth in wins (55) and strikeouts (860) and seventh in ERA (4.03).
- Posted ERAs of 4.05 in April, 4.89 in May, 3.59 in June, 3.73 in July, 3.21 in August, 4.96 in September/October, 3.88 in the first half and 4.22 after the All-Star break.
- Luis Castillo and Tyler Mahle were 2 of just 7 pitchers who tied for the Major League lead with 33 starts...they were the only set of teammates.
- From 7/27-8/8 Reds starting pitchers went 10-0 with a 2.86 ERA (Vladimir Gutierrez 3-0, Luis Castillo 2-0, Sonny Gray 2-0, Tyler Mahle 2-0, Wade Miley 1-0)... their 10-game winning streak was the longest by the Reds' rotation since a 10-game winning streak from 5/11-5/28, 2013 (Mat Latos 2-0, Bronson Arroyo 3-0, Homer Bailey 2-0, Mike Leake 2-0, Johnny Cueto 1-0)...Reds starters haven't won more than 10 straight decisions since a franchise record 13-game winning streak from 7/30-8/18, 1975 (Jack Billingham 3-0, Pat Darcy 3-0, Fred Norman 2-0, Gary Nolan 2-0, Clay Kirby 1-0, Don Gullett 1-0, Tom Carroll 1-0)...the Reds' starting staff also had a 13-game winning streak from 6/5-6/19, 1890...courtesy @EliasSports.

REDS RELIEVERS

- Led National League bullpens in most HR allowed (92) while ranking fourth in most earned runs allowed (316), most walks allowed (282) and most strikeouts (664); fifth in most runs allowed (346); seventh in saves (41); 11th in blown saves (25); and 13th in ERA (4.99) and innings pitched (570.1).
- Made 579 relief apps, a single-season club record (544 in 2018).
- In 100 games prior to the 7/28 trade deadline acquisitions of RHP Luis Cessa & LHP Justin Wilson from the Yankees and RHP Mychal Givens of the Rockies, Reds relievers ranked last in the Major Leagues with a 5.36 ERA.
- In 61g after those 3 acquisitions, plus the additions of veterans Michael Lorenzen and Lucas Sims off the injured list, the bullpen posted a 4.29 ERA (.225baa).
- Posted ERAs of 5.71 in April, 4.86 in May, 5.99 in June, 4.69 in July, 4.44 in August, 4.28 in September/October, 5.15 in the first half and 4.77 after the All-Star break.

- 10 Reds pitchers recorded at least 1 save, a new single-season franchise record...9 Reds pitchers had saves in 1934, 1959 and 1965, before saves became an official statistic...the official Major League single-season record for pitchers with at least 1 save is 14, established this season by the Rays...the National League record is 12 pitchers, established this season by the Cubs...saves became an official statistic in 1969...courtesy @EliasSports.
- Issued 17 walks (13.1ip) in the 3-game series vs Ari from 4/20-4/22...the Reds' bullpen issued at least 17 walks in a series of 3 games or fewer for only the second time since 1900 (3g, 17 walks vs Boston Braves, 6/7-6/9/1949).
- From 7/10-7/17 suffered at least 1 blown save in 4 consecutive games (Brad Brach, Amir Garrett, Brach, Garrett) for the first time since 9/9-9/12, 2010 (Nick Masset, Francisco Cordero, Aroldis Chapman, Cordero).

REDS BATTERS

- Ranked second in the National League in batting average and OPS, third in slugging percentage and fourth in on-base percentage.
- Were hit by a pitch 105 times, the most in the Major Leagues and a single-season franchise record (89hbp, 2019)...Jonathan India led the National League with 23 HBP, while Kyle Farmer ranked T2nd with 18.
- Scored at least 10 runs in a game 20 times, tying the single-season modern club record (1903, 1975)...4 times in 2021 beat the Pirates by 10 runs, a club record vs any opponent in a season...the 1945 Pirates club was the last National League team to beat an opponent 4 times in a season by at least 10 runs (Brooklyn).
- For the first time in franchise history, 3 Reds batters produced in the same season an OPS of at least .900 with a minimum of 485 plate apps (Jesse Winker .949, Nick Castellanos .939, Joey Votto .938).
- Hit 222 HR, tied with the 2005 team for second-most in modern club history (227, 2019)...for the ninth time in franchise history produced at least 200 home runs in a season and for the fourth time produced at least 220 HR...homered in 114 of their 162 games, including 68 multi-homer games and a season-high 6-homer game in a 14-11 loss in 10 innings on 4/22 vs Ari.
- Established single-season franchise records with 12 leadoff HR (10, 1987) and 36 HR overall from the leadoff spot (28, 1987)...the 12 leadoff HR ties the National League record shared by several teams, including the 2021 Nationals...the Major League single-season record for leadoff homers is 15 (2003 Yankees, 2019 Astros)...in 2021, only the Braves (44), Blue Jays (42) and Rays (38) had more homers from the first spot in the batting order.
- Jonathan India (5), Tyler Naquin (3), Jesse Winker (3) and Eugenio Suárez (1) hit the Reds' 12 leadoff home runs.
- Had 9 players with at least 10 HR (club record is 10 players), 7 players with at least 15 HR (ties the club record, 2006, 2007), 5 players with at least 20 HR (club record is 6) and 3 players (Votto, Castellanos, Suárez) with at least 30 HR (ties the club record, 1956, 1970, 2007, 2017).

2021 OPENING DAY ROSTER

Returning	New in '21	Gone
Castillo, P	Antone, P	Bauer, P
Garrett, P	Bedrosian, P	Iglesias, P
Mahle, P	Doolittle, P	Gray, P (IL)
Miley, P	Fulmer, P	Jones, P
Sims, P	Hoffman, P	Lorenzen, P (IL)
Barnhart, C	Hoffman, P	Raley, P
Farmer, IF	Pérez, P	Reed, P
Moustakas, 3B	Romano, P	Stephenson, P
Suárez, SS	Stephenson, C	Strop, P
Votto, 1B	Blandino, IF	Casali, C
Castellanos, OF	India, 2B	Colón, IF
Senzel, OF	Aquino, OF	Davidson, IF
Winker, OF	Naquin, OF	Galvis, IF
		Akiyama, OF (IL)
		Ervin, OF
		Jankowski, OF
		VanMeter, OF

RECORDS & FANS

Listed are records and announced attendance figures for **Great American Ball Park**:

2021	44-37	^ 1,505,024
2020	16-13	COVID-19
2019	* 40-39	* 1,775,396
2018	37-44	1,629,356
2017	39-42	1,836,917
2016	38-43	1,894,085
2015	34-47	2,419,506
2014	44-37	2,476,664
2013	49-31	** 2,492,059
2012	50-31	2,347,251
2011	42-39	2,213,498
2010	49-32	2,060,550
2009	40-41	1,747,919
2008	43-38	2,058,632
2007	39-42	2,058,593
2006	42-39	2,134,472
2005	42-39	1,943,157
2004	40-41	2,287,250
2003	35-46	2,355,259
Totals	763-721-1	37,235,588

* Does not include 2-game series split vs STL in Mexico
 ** GABP record in 80 dates (7/4 ppd, played 7/23 at SF)

^ 55 of 81 games at full capacity due to COVID restrictions

HOME COOKIN'

Nick Castellanos' 18-game hitting streak at home was snapped on 6/27 vs Atl...was the second-longest hitting streak in the history of **Great American Ball Park** (.463, 11 2b, 4hr, 15rbi, .507obp, .806slg, 1.313ops).

Jay Bruce	22 games	7/30 - 9/9, 2012
Nick Castellanos	18 games	5/17 - 6/26, 2021
Derrek Lee	17 games	4/7/04 - 4/5/07
Felipe Lopez	17 games	5/4 - 5/29, 2005
Carlos Beltran	16 games	4/4/05-4/9/09
Scouter Gennett	15 games	9/16/07 - 4/14/18
Ryan Braun	15 games	4/28/15-9/12/16
Lance Berkman	15 games	4/18/07-4/27/09

GABP established in 2003

200-STRIKEOUT SEASONS, REDS PITCHERS

Mario Soto	274	1982
Jim Maloney	265	1963
Jim Maloney	244	1965
Johnny Cueto	242	2014
Mario Soto	242	1983
Noodles Han	239	1901
Jose Rijo	227	1993
Tom Seaver	226	1978
Luis Castillo	* 218	2019
Aaron Harang	218	2007
Aaron Harang	216	2006
Jim Maloney	216	1966
Mario Soto	214	1985
Jim Maloney	214	1964
Tyler Mahle	* 210	2021
Gary Nolan	206	1967
Edinson Volquez	206	2008
Sonny Gray	* 205	2019
Johnny Vander Meer	202	1941

List Courtesy @EliasSports, * Career highs

GOLD GLOVER

Tucker Barnhart's 161-game **errorless streak** ended in the sixth inning on **8/20 vs Mia** when he was called for his first career **catcher's interference** with **Jesús Aguilar** batting...was the longest errorless streak by a Reds catcher in the modern era and the longest in the Major Leagues since **Salvador Perez'** 162-game streak from **9/4/17 - 4/18/21**...prior to that error, **Barnhart** led all Major League catchers in fielding percentage and finished the season ranked fourth in the majors, third in the NL (.998)...he won **Rawlings Gold Glove Awards** in **2017** and **2020**...listed below are the longest errorless streaks by Reds catchers, since 1900:

Tucker Barnhart	* 161 games	7/28/19 - 8/18/21
Tucker Barnhart	103 games	6/30/18 - 6/6/19
Devin Mesoraco	103 games	5/30/14 - 4/25/16

Courtesy @EliasSports, * Barnhart's previous error on 7/26/19 vs Col

21

Below is a list of the longest hitting streaks in modern Reds history.

Pete Rose	44g	6/14-7/31, 1978
Hal Morris	29g	8/27-9/29, 1996
2 players, 3 times	27g	Pinson last in 1965
2 players	25g	Rose last in 1967
4 players	24g	Harper last in 1966
2 players	23g	Pinson last in 1965
3 players	22g	Phillips last in 2007
Nick Castellanos	21g	5/12 - 6/5, 2021

* National League record

MLB'S LONGEST HITTING STREAKS IN 2021

David Fletcher, LAA	26g	6/13 - 7/17
Nick Castellanos, Cin	...	21g	5/12 - 6/5
Cedric Mullins, Bal	20g	7/20 - 8/13
Tyler Naquin, Cin	17g	8/11 - 8/28
Jesse Winker, Cin	12g	4/14 - 4/27
Kyle Farmer, Cin	10g	8/10 - 8/21
Kyle Farmer, Cin	10g	7/23 - 8/1

- Had 7 batters with at least 60 RBI, tying the single-season franchise record (1894, 1956, 1976).
- In **Joey Votto** (36) and **Nick Castellanos** (34), the Reds had 2 or more players with at least 34 HR each for the sixth time in their history and for the first time since 2005 (Adam Dunn 40, Ken Griffey Jr. 35).
- In **Nick Castellanos** (21g) and **Tyler Naquin** (17g), the Reds had more than 1 player with a hitting streak of at least 17 games for the first time since 2000 (Sean Casey 21g, Dmitri Young 18g, Dante Bichette 17g).
- Twice recorded streaks of 16 consecutive games without a stolen base (7/11-7/31, 8/10-8/26), the Reds' longest such streaks since 8/12-8/28, 1968 (18g)...from 7/11-8/26 recorded 2 stolen bases in 40 games.
- Reds pitchers pinch hit 3 times, including **Wade Miley** twice (5/12 at Pit, P5 & 7/17 vs Mil, 4-3) and **Tony Santillan** once (6/28 vs Phi, K).

INTERNATIONAL TREASURE

Joey Votto has **2,027 career hits**, **331 HR** and **1,065 career RBI**...he is only the second Major League player ever to record in the same season his **2,000th hit**, **300th home run** and **1,000th RBI**...**Billy Williams** of the Cubs did it in **1971**...**Votto** recorded his **300th HR** on **4/30 vs Cubs** (2-run off **Jake Arrieta**), his **1,000th RBI** on **6/30 vs SD** (solo HR off **Joe Musgrove**) and his **2,000th hit** on **8/16 vs Cubs** (single off **Michael Rucker**).

VOTTO'S STREAK

- With home runs in **7 consecutive games** from **7/24-7/30**, **Joey Votto** established a new club record for consecutive apps with at least 1 HR, falling 1 shy of the Major League record shared by **Dale Long** (1956), **Don Mattingly** (1987) and **Ken Griffey Jr.** (1993)...**Votto** became the **ninth player** in Reds history, since 1900, to homer in at least **5 straight apps**.
- **Votto's** home run streak ended on **7/31 at Citi Field**...according to StatCast, his single off the RCF wall in the eighth inning would have been a home run in **10 other** Major League ballparks.
- At **37 years, 324 days** is the second-oldest player since 1900 with a home run streak of **7 or more** consecutive games...**Barry Bonds** was **39 years old** during his 7-game homer streak in April 2004.
- His **9 HR** during the club record 7-game homer streak are the most by a Reds batter over **any 7-game span**.
- Became only the **second player** in Major League history with **9 HR, 15 RBI** and **6 walks** over any 7-game span (**Mark McGwire**, 5/18-5/25, 1998).
- From **7/20-7/30** became the first Reds batter with **10 HR** in a **10-game span** since **Frank Robinson** did it in 1962.
- From **7/24-7/29** produced **8 consecutive hits**, all **home runs**, tying the second-longest such streak in the **Expansion ERA** (since 1961)...**Mark McGwire** produced 11 consecutive hits as home runs from **7/18-8/12, 2001**.
- On **7/27 & 7/28 at Wrigley Field** became the fourth Reds player in the last 50 years to produce multiple home runs in consecutive apps, joining **Joe Morgan** (1976), **Barry Larkin** (1991) and **Todd Frazier** (6/16 & 6/17, 2015 vs Det)...at **37 years, 321 days old**, **Votto** became the third-oldest player in Major League history to produce consecutive multi-homer games (**David Ortiz**, 38.177, 5/13-5/14, 2014 & **Ty Cobb**, 38.139, 5/5-5/6, 1925).

SHIFTED

During spring training, **Eugenio Suárez** switched from **third base to shortstop** and **Mike Moustakas** switched from **second base to third base** to make room at **second base** for Rookie of the Year candidate **Jonathan India**... this season, **India** led the Reds in starts at **second base**, **Suárez** led the team in starts at **third base**, and **Kyle Farmer** led the club in starts at **shortstop**...**Moustakas**, who missed 85 games during 3 stints on the IL, finished second on the team in starts at **third base**...in 2015, **Suárez** led the Reds in starts **SS** but in each of the last 6 seasons, including 2021, led the team in starts at **3B**.

MAJOR LEAGUE DEBUTS

The **9 Reds players** who made Major League debuts included Rookie of the Year candidate **2B Jonathan India**, **RHP Ryan Hendrix**, **RHP Vladimir Gutierrez**, **RHP Tony Santillan**, **IF Alejo Lopez**, **OF TJ Friedl**, **RHP Dauri Moreta**, **LHP Reiver Sanmartin** and **RHP Riley O'Brien**...**17 rookies** overall appeared in at least 1 game this season, not including **C Mark Kolozsvary**, who was on the active roster for **2 days** in September but did not play...overall, **55 players** appeared in at least 1 game for the Reds, **2 players shy** of the **2003 club record**...in addition to **Kolozsvary**, **C Beau Taylor** (3 times) and **LHP Phillip Diehl** (once) were on **Taxi Squads** but did not get added to the active roster.

DEBUT, DEBUT

In games on **9/27 at Pit** and **9/28 at WSox**, the Reds' starting pitcher made his **Major League debut**...**LHP Reiver Sanmartin** (RAY-ver sanmarTEEN) vs the Pirates made his debut by throwing 5.2 innings a 13-1 win, while **RHP Riley O'Brien** started the 7-1 loss at WSox...starting pitchers made **Major League debuts** in consecutive games for the fourth time in **Reds modern history** and for the first time since **2017**, when **RHP Rookie Davis** debuted as the starter in the 7-4 win on 4/6 vs Phi and **LHP Amir Garrett** started, debuted and threw 6.0 shutout innings to earn the 2-0 win on 4/7 at StL...**Eddie Erault** and **Bud Lively** debuted in consecutive starts on **4/16 & 4/17, 1947**, while **Martin Glendon** and **Bob Ewing** did it on **4/18 & 4/19, 1902**...courtesy @EliasSports.

APRIL SHOWERS

Jonathan India established a new **Reds rookie record** with **14 RBI** through April...**Josh Hamilton** (2007) and **Joey Votto** (2008) each produced **13 RBI** through April in their rookie seasons...in his **first 6 career apps** **India** produced **10 RBI**, tied for **fifth-most** in Major League history by a player in his **first 6 career apps** behind only **Dale Alexander** (13 RBI in 1939), **Trevor Story** (12 in 2016), **Nico Hoerner** (11 in 2019) and **Mandy Brooks** (11 in 1925)...the RBI became an official statistic in **1920**...courtesy @EliasSports.

TABLE SETTER

In the first inning of each of **6 consecutive apps** from **7/18-7/24**, leadoff hitter **Jonathan India** reached base safely via **walk, double, HR, HBP, single** and **walk**... was the longest such streak by a Reds batter since leadoff hitter **Pokey Reese** reached in **6 straight** from **5/7-5/13, 2000**.

3-HOMER GAMES BY REDS

Jesse Winker vs Mil **5/21/2021**

Jesse Winker at StL **6/6/2021**

31 Reds players hit at least 3 HR in a game, accomplished 40 times

RBI BY REDS ROOKIES THROUGH APRIL

Jonathan India **14 RBI** **2021**

Joey Votto **13 RBI** **2008**

Josh Hamilton **13 RBI** **2007**

Grady Hatton **10 RBI** **1946**

Since RBI became an official statistic in 1920

Major League rookie record is held by **José Abreu**, 31 RBI in 2014

HIGHEST BATTING AVERAGE IN MAY, REDS ALL-TIME

Nick Castellanos **2021** **.409**

Jake Daubert **1922** **.408**

Vada Pinson **1961** **.406**

Scooter Gennett **2008** **.398**

Edd Roush **1919** **.397**

Courtesy Bally Sports Ohio, minimum 75 plate apps

HIGHEST ON-BASE PERCENTAGE IN AUGUST, CAREER

Ted Williams (HOF) **.480**

Babe Ruth (HOF) **.470**

Lou Gehrig (HOF) **.460**

Barry Bonds **.453**

Max Bishop **.442**

Mel Ott (HOF) **.432**

Rogers Hornsby (HOF) **.432**

Todd Helton **.431**

Joey Votto **.429**

Manny Ramirez **.429**

Courtesy @EliasSports (minimum 1,000 plate apps)

LONGEST STREAKS OF 6 HITS OR FEWER, STARTERS *

Sonny Gray **48** .. **261.1ip** .. **8/25/2018 - 5/5/2021**

Dinelson Lamet **46** **234ip** **7/29/2017 - active**

Shohei Ohtani **31** .. **158.1ip** **4/1/18 - 8/25/21**

Nolan Ryan **31** **178ip** **5/1/1991 - 6/1/1992**

Marcelino Lopez .. **30** **137ip** .. **9/1/1966 - 7/30/1971**

Luis Castillo **29** .. **165.2ip** **5/8/18 - 4/20/19**

* Excluding "openers"

5 STRAIGHT REDS WINS, ALL COME-FROM-BEHIND WINS

7/6 - 7/12, 1896 **7 games**

5/8 - 5/15, 1918 **6 games**

7/1 - 7/5, 2021 **5 games**

5/22 - 5/26, 1995 **5 games**

6/12 - 6/17, 1977 **5 games**

0-0 GAMES AFTER 9 INNINGS AT GABP (EST. 2003)

	After 9 innings	Final Score
5/5/21 vs WSox	0-0	W, 1-0 (10)
5/30/10 vs Hou	0-0	L, 2-0 (10)
6/10/07 vs Cle	0-0	W, 1-0 (12)
6/14/06 vs Mil	0-0	W, 3-0 (11)

LAST 5 REDS, WALKOFF RBI IN 1-0, EXTRA-INNING GAME

	Date	Hit, Inning
Jesse Winker	5/5/21 vs WSox	Single, 10th
Alex Gonzalez	6/10/07 vs Cle	Single, 12th
Johnny Bench	9/1/72 vs Montreal	Single, 12th
Lee May	5/28/71 vs Hou	Single, 13th
Tony Perez	7/14/67 vs NYM	Single, 10th

DOUBLE, TRIPLE, HOMER BY REDS ROOKIES

In the 11-1 win on 5/31 vs the Phillies, **Max Schrock** became only the fifth rookie in Reds history to produce in a game a **double, triple and RBI** (list below).

Max Schrock	5/31/21 vs Phillies
Chris Sabo	6/18/88 vs Giants
Nick Esasky	7/4/83 vs Braves
Frank Robinson	5/6/56 vs Phillies
Harry Craft	8/14/38 vs Cardinals

1ST CAREER HIT ON 1ST PITCH SEEN, RECENT REDS

Alejo Lopez	6/28/21 vs Phi	1B off Bailey Falter
Rookie Davis ...	4/6/17 vs Phi	2B off Clay Buchholz
D. Mesoraco	9/3/11 at StL	2B off Mitchell Boggs
Chris Valaika ...	8/24/10 at SF	1B off Santiago Casilla
Ryan Hanigan ..	9/9/07 vs Mil	2B off Ben Sheets

5 HITS IN A GAME, REDS ROOKIES

Max Schrock	8/1/2021 at NYM
Steve Selsky	9/26/2016 at StL
Wade Rowdon	7/9/1986 at NYM
Cliff Cook	8/7/1960 at StL
Woody Williams	9/6/1943 at Chc
Bert Haas	8/9/1942 vs Chc
Les Scarsella	8/29/1936 vs Brooklyn
Evar Swanson	7/25/1929 vs Boston
Mike Mitchell	8/20/1907 at Brooklyn

Courtesy @EliasSports

CAREER OPENING DAY APPEARANCES, REDS

1. Barry Larkin, Pete Rose 17
 3. Dave Concepcion 16
 4. Johnny Bench 14
 5. **Joey Votto** * 13
- Votto was on 14 Opening Day rosters

MOST RECENT REDS TO ML DEBUT ON OPENING DAY

Jonathan India	2021	Pokey Reese	1997
Shogo Akiyama	2020	Jacob Brumfield	1992
Barrett Astin	2017	Tim Layana	1990
Logan Ondrusek	2010	Chris Sabo	1988
Josh Hamilton	2007	Lloyd McClendon	1987
Scott Williamson	1999	Leo Garcia	1987

REDS WITH 2 HITS IN MLB DEBUT ON OPENING DAY

Jonathan India *	2021	Jimmy Outlaw (3)	1937
Tony Gonzalez	1960	Ival Goodman	1935
Frank Robinson	1956	Billy Myers (3)	1935
Frank Baumholtz	1947	Lew Fonseca *	1921
Grady Hatton (3)	1946	John Kane	1907
Mike McCormick	1940	Mike Mitchell (4)	1907

* India & Fonseca are the only 2 second basemen

REDS WITH 2 HITS IN MLB DEBUT ON OPENING DAY & 2 HITS IN SECOND MLB APPEARANCE

Jonathan India (4) ...	2021	Jimmy Outlaw (5)	1937
-------------------------------	------	------------------------	------

REDS SHORTSTOPS WITH HOME RUNS ON OPENING DAY

Eugenio Suárez	2021	Dave Concepcion	1974
Barry Larkin	1995	Leo Cardenas	1966
Barry Larkin	1991	Roy McMillan	1960
Barry Larkin	1987	Eddie Miller	1947
Dave Concepcion	1984	Courtesy @EliasSports	

TOP 3

Reds batters in the **top 3 spots** in the starting lineup combined to lead the Major Leagues in **hits** (565) and **doubles** (133) while leading the National League in **extra-base hits** (238)...the Reds went **25-12** (.676) in the 37 games **Jonathan India, Jesse Winker** and **Nick Castellanos** hit first, second and third, respectively, in the starting lineup...after **8/15 at Phi**, when **Winker** suffered an **intercostal strain** that led to 2 stints on the IL, that trio made just 1 start together the rest of the season (3-1 win, 9/17 vs LAD)...in the last 43 games of the season after **Winker's injury**, the Reds went **19-24**.

TOP 4

In the 10-inning, 14-11 loss on **4/22 vs Ari**, each of the **first 4 batters** in the Reds' starting lineup **homered** and combined for **7 hits, 6 HR, 9 RBI and 6 runs scored**... **Jesse Winker** (2hr, 3rbi) produced his **fifth career leadoff HR and third career 2-homer game**...No. 2 hitter **Nick Castellanos** (solo HR, 3rbi), No. 3 **Joey Votto** (solo HR, 299th of his career) and cleanup batter **Eugenio Suárez** (2-run HR) also homered.

STREAK SNAPPED

In the 10-inning, 5-1 win on 5/12 at Pit **RHP Sonny Gray** allowed **7 hits**, snapping at **48** his streak of consecutive regular season starts, **beginning 8/25/18**, in which he did not allow **more than 6 hits**...is the longest such streak in Major League history (excluding "openers")...in those 48 starts he went **17-14, 3.10**...he allowed **more than 6 hits** in a regular season start for the first time since **8/1/18 for NYY vs Bal** (2.2ip, 8h)...also in that start on **5/12 at Pit, Gray** became the first Reds pitcher since 1900 to throw **4 wild pitches** in a game.

HITLESS

RHP Ryan Hendrix is the only Reds pitcher since **1893**, when the pitcher's mound was established at its current distance, to begin his Major League career with **5 hitless apps** (3ip, 3bb, 5k)...became the first Major League pitcher to do it since Cle's **Cam Hill** started his career with 5 hitless apps in 2020...that hitless streak to begin **Hendrix'** career was snapped in his sixth appearance, in the **9-2 loss on 5/8 at Cle**, when **Andrés Giménez** led off the bottom of the sixth with a **bunt single** that sparked a **3-run Indians rally**.

LEADING OFF

On 4/6 and 4/7 vs Pit, **Tyler Naquin** became the first Reds batter with a **leadoff HR** in consecutive apps since **Eddie Milner** did it on **6/24 vs SD & 6/25 at SF, 1984**... **Pete Rose** (1976) and **Gary Redus** (1983) are the only other Reds batters with **leadoff HR** in consecutive apps... **Naquin's 7 RBI** on 4/6 vs Pit tied **Brandon Phillips** (7/30/15 vs Pit) for the most in a game by a **Reds leadoff batter** since the statistic became official in 1920.

YOUNG GUNS

In the 7-6 walkoff win on **9/25 vs Wsh**, the Reds' **starting lineup** included rookies **Vladimir Gutierrez** (RHP), **Tyler Stephenson** (1B), **Jonathan India** (2B), **Max Schrock** (LF) and **TJ Friedl** (CF)...the Reds fielded a starting lineup that included **5 rookies** for the first time since a **4-3 win vs Mil** on **9/20/2008** (RHP **Johnny Cueto**, C **Ryan Hanigan**, 1B **Joey Votto**, SS **Paul Janish**, RF **Jay Bruce**).

FIRST SACKERS

The Reds used **10 players at first base**, 1 shy of their **single-season franchise record** and including **Joey Votto** (123g, 122gs), **Tyler Stephenson** (23g, 17gs), **Alex Blandino** (17g, 8gs), **Mike Moustakas** (11g, 7gs), **Mike Freeman** (9g, 2gs), **Kyle Farmer** (5g, 2gs), **Max Schrock** (5g, 2gs), **Asdrúbal Cabrera** (3g, 2gs), **Scott Heineman** (2g) and **Tucker Barnhart** (2g)...the Reds used a franchise record **11 first basemen in 1995** (**Eric Anthony**, **Damon Berryhill**, **Jeff Branson**, **Mariano Duncan**, **Lenny Harris**, **Brian Hunter**, **Hal Morris**, **Benito Santiago**, **Ed Taubensee**, **Jerome Walton** and **Craig Worthington**).

17 STRIKEOUTS

In the 4-2 loss on **5/18 vs SF** Reds pitchers recorded **17 strikeouts**, their highest total since they had **21 strikeouts** in the 13-inning, 1-0 loss at Atl in **Game 1** of the **2020 Wild Card Series**...was their highest total during the regular season since they recorded **17 strikeouts** in a 6-4 loss vs **Det** on **7/25/20**...produced **17 strikeouts again** in a 2-1 win on **6/16 at Mil**, their highest total in a victory since **8/5/19 vs LAA** (17k, 7-4 win)...between wins on **8/5/19** and **6/16/21**, the Reds **lost 3 straight games** in which their pitchers recorded at least **17 strikeouts**.

WALK IN THE PARK

In the 3-game series vs the Diamondbacks from **4/20-4/22**, **Reds relievers** issued **17 walks** (13.1ip)...the **Reds' bullpen** issued at least **17 walks** in a series of 3 games or fewer for only the second time since **1900** (3g, 17 walks vs **Boston Braves**, **6/7-6/9/1949**).

POSITION PLAYERS PITCHING

IF Alex Blandino (4g, 3.2ip, 4h, 5r, 4er, 4bb, 1k, 1hr), **IF Mike Freeman** (1 batter faced, struck out **Archie Bradley**) and **IF Max Schrock** (2g, 1.2ip, 1k) combined for **7 relief apps** for the Reds.

- Twice this season - for the only times since **1902** - 2 position players pitched in the same game for the Reds... **Blandino & Schrock** pitched in the **19-4 loss on 5/20 vs SF**, and **Blandino & Freeman** pitched in the **17-3 loss on 6/1 vs Phi**.
- **Blandino** is the only Reds position player in the **expansion era** (since 1961) to appear in **4 games as a pitcher** in a single season...with the exception of **Shohei Ohtani**, **C Sandy León** led all Major League position players this season with **6 pitching apps**... **IF Eric Sogard** made 5 pitching apps, and **IF Williams Astudillo** joined **Blandino** with **4 pitching apps**.
- In the **17-3 loss on 6/1 vs Phi**, **Blandino** entered the game in the eighth inning to pitch in relief of **LHP Cionel Pérez**, then played shortstop for the final out of the top of the ninth after he switched positions with **Freeman**...**Blandino** allowed a grand slam to **Matt Joyce**, his final batter before taking over at shortstop.

RBI CHAMPIONS

The Reds' entry won Major League Baseball's **RBI World Series Senior Division** with a 10-5 victory over **RBI Austin**...**LF Tarrus Garrett Jr.** was named **Most Valuable Player** of the title game following his decisive 3-run double in the top of the seventh inning...was Cincinnati's first **RBI World Series Championship** in its ninth overall appearance...the **Reds RBI** program also participated in the softball division.

OLYMPIAN

C Mark Kolozsvary (COLES-vary) and is **Team USA** teammates received **silver medals** following a 2-0 loss to host **Team Japan** in the **Olympic Games Tokyo 2020** championship game...**Kolozsvary** started all 6 games for the U.S. squad (4-21, .190, 2rbi, 2r, 1sb).

ALTERNATE WORKOUT SITE, SEASON 2

In compliance with **COVID-19 protocols**, the Reds' **2021 alternate workout site** to begin the season was located at **Louisville Slugger Field**, home of their long-time Class AAA affiliate...the **2020 alternate workout site** was located in nearby **Mason at Prasco Park**, which serves as the home of the **Cincinnati Spikes**, a non-profit, select, traveling baseball team.

RED HOTTEST

With home runs in 7 consecutive games from **7/24-7/30**, **Joey Votto** established a new club record for consecutive apps with at least **1 home run**, falling 1 shy of the Major League record...he is the **ninth player** in Reds history, since 1900, to homer in at least **5 straight apps**:

Joey Votto (7)	9 HR, 15 RBI ...	7/24 - 7/30, 2021
Eugenio Suárez (5)	5 HR, 8 RBI ...	7/23 - 7/27, 2018
Jay Bruce (5)	6 HR, 13 RBI ...	7/23 - 7/27, 2016
Devin Mesoraco (5)	5 HR, 12 RBI ...	6/19 - 6/24, 2014
Adam Dunn (5)	5 HR, 10 RBI ...	5/14 - 5/19, 2008
Ken Griffey Jr. (5)	5 HR, 6 RBI ...	7/8 - 7/12, 2003
Johnny Bench (5)	7 HR, 13 RBI ...	5/30 - 6/3, 1972
George Crowe (5)	5 HR, 7 RBI ...	8/8 - 8/14, 1957
Ted Kluszewski (5)	6 HR, 9 RBI ...	8/11 - 8/15, 1954

HISTORIC

Joey Votto from **7/24-7/30** became only the **eighth player** in **Major League history** to hit at least 1 home run in **7 straight apps** or more:

Ken Griffey Jr.	8 games	7/20 - 7/28, 1993
Don Mattingly	8 games	7/8 - 7/18, 1987
Dale Long	8 games	5/19 - 5/28, 1956
Joey Votto	* 7 games	7/24 - 7/30, 2021
Kendrys Morales	7 games	8/19 - 8/26, 2018
Kevin Mench	7 games	4/21 - 4/28, 2006
Barry Bonds	7 games	4/12 - 4/20, 2004
Jim Thome	7 games	6/25 - 7/3, 2002

* Franchise record

7 STRAIGHT APPS BY REDS, ALL STARTS, 7 LOSSES

RHP Luis Castillo	4/25 - 5/29, 2021
RHP Homer Bailey	7/31 - 9/5, 2018
LHP Jim Merritt	4/23 - 5/27, 1971
RHP Bill Phillips	1901
RHP Archie Stimmel	1901
RHP Tom Parrot	1894

No Reds pitcher ever has lost 8 consecutive apps in one season, all as a starting pitcher. Courtesy @EliasSports

REDS' LONGEST HITLESS STREAKS IN 2021

Mike Moustakas	0 - for - 26 ...	8/11 - 8/11
Eugenio Suárez	0 - for - 26 ...	4/22 - 4/30
Aristides Aquino	0 - for - 24 ...	8/19 - 8/30
Nick Senzel	0 - for - 21 ...	4/11 - 4/20

2021 BATTING STATISTICS

Player	Team	AVG	G	AB	R	H	TB	2B	3B	HR	RBI	BB	IBB	SO	SB	CS	OBP	SLG	OPS	PASH	SF	HPG	IDP	E		
Akiyama, S		.204	88	162	16	33	41	8	0	0	12	14	1	40	2	3	.282	.253	.535	183	1	1	4	1	2	
Alaniz, R		.000	3	1	0	0	0	0	0	0	0	0	0	1	0	0	.000	.000	.000	1	0	0	0	0	0	
Antone, T		.000	22	3	1	0	0	0	0	0	0	0	1	0	3	0	0	.250	.000	.250	5	1	0	0	0	0
Aquino, A		.190	84	174	25	33	71	6	1	10	23	27	2	75	2	2	.299	.408	.707	204	0	2	1	0	3	
Barnhart, T		.247	116	348	41	86	128	21	0	7	48	29	1	100	0	0	.317	.368	.685	388	0	3	8	8	2	
Barrera, J		.200	21	50	4	10	16	4	1	0	3	3	0	17	1	0	.286	.320	.606	56	0	0	3	2	2	
Blandino, A	CIN	.200	43	70	9	14	18	4	0	5	8	0	28	1	0	.317	.257	.574	82	0	0	4	0	0		
Cabrera, A	ARI	.244	90	283	34	69	111	21	0	7	40	33	1	73	1	0	.324	.392	.716	321	0	3	2	6	8	
Cabrera, A	CIN	.077	20	26	0	2	2	0	0	0	2	3	0	7	0	0	.194	.077	.270	31	0	1	1	2	1	
Castellanos, N		.309	138	531	95	164	306	38	1	34	100	41	5	121	3	1	.362	.576	.939	585	0	6	7	16	2	
Castillo, L		.163	30	49	1	8	10	2	0	0	2	1	0	23	0	0	.180	.204	.384	59	9	0	0	1	1	
De León, J		.250	9	4	0	1	1	0	0	0	1	0	0	2	0	0	.250	.250	.500	5	1	0	0	0	0	
DeShields, D		.255	25	47	4	12	20	5	0	1	6	9	0	11	2	1	.375	.426	.800	58	2	0	0	0	1	
Farmer, K		.263	147	483	60	127	201	22	2	16	63	22	1	97	2	3	.316	.416	.732	529	1	5	18	16	6	
Freeman, M		.186	37	59	6	11	11	0	0	0	3	5	1	20	1	1	.262	.186	.448	65	0	0	1	1	1	
Friedl, T		.290	14	31	9	9	13	1	0	1	2	4	0	2	0	0	.361	.419	.780	36	0	1	0	0	2	
Fulmer, C		.000	19	2	0	0	0	0	0	0	0	0	0	0	0	0	.000	.000	.000	2	0	0	0	0	0	
Goudeau, A	CIN	.000	5	0	0	0	0	0	0	0	0	0	0	0	0	0	.000	.000	.000	0	0	0	0	0	0	
Goudeau, A	COL	.167	11	6	0	1	1	0	0	0	0	0	0	4	0	0	.167	.167	.333	6	0	0	0	0	0	
Gray, S		.146	24	41	4	6	6	0	0	0	0	1	0	10	0	0	.167	.146	.313	43	1	0	0	1	0	
Gutierrez, V		.091	21	33	3	3	3	0	0	0	1	2	0	14	0	0	.143	.091	.234	42	7	0	0	0	2	
Heineman, S		.100	19	30	5	3	9	0	0	2	3	3	0	15	0	0	.206	.300	.506	34	0	0	1	1	0	
Hembree, H	CIN	.000	42	1	0	0	0	0	0	0	0	0	0	1	0	0	.000	.000	.000	1	0	0	0	0	0	
Hembree, H	NYM	.000	14	0	0	0	0	0	0	0	0	0	0	0	0	0	.000	.000	.000	0	0	0	0	0	0	
Hendrix, R		.000	33	1	0	0	0	0	0	0	0	0	0	0	0	0	.000	.000	.000	1	0	0	0	0	0	
Hoffman, J		.133	30	15	1	2	2	0	0	0	1	0	0	3	0	0	.133	.133	.267	16	1	0	0	0	3	
India, J		.269	150	532	98	143	244	34	2	21	69	71	1	141	12	3	.376	.459	.835	631	1	4	23	13	15	
Lopez, A		.261	14	23	3	6	6	0	0	0	0	0	0	5	0	0	.261	.261	.522	23	0	0	0	1	1	
Lorenzen, M		.000	26	1	1	0	0	0	0	0	0	0	0	1	0	0	.000	.000	.000	1	0	0	0	0	0	
Mahle, T		.055	32	55	1	3	3	0	0	0	1	4	0	19	0	0	.119	.055	.173	66	7	0	0	2	0	
Miley, W		.185	28	54	9	10	13	3	0	0	3	3	0	13	0	0	.228	.241	.469	59	2	0	0	0	2	
Moustakas, M		.208	62	183	21	38	68	12	0	6	22	18	0	46	0	0	.282	.372	.653	206	0	3	2	6	5	
Naquin, T		.270	127	411	52	111	196	24	2	19	70	35	1	106	5	3	.333	.477	.810	454	0	3	5	9	4	
Payton, M		.182	24	22	2	4	4	0	0	0	0	2	0	7	0	0	.250	.182	.432	24	0	0	0	0	1	
Pérez, C		.000	23	2	0	0	0	0	0	0	0	0	0	0	0	0	.000	.000	.000	2	0	0	0	0	0	
Romano, S	CIN	.000	13	2	0	0	0	0	0	0	0	0	0	1	0	0	.000	.000	.000	2	0	0	0	0	0	
Sanmartin, R		.000	2	6	0	0	0	0	0	0	0	0	0	5	0	0	.000	.000	.000	6	0	0	0	0	0	
Santillan, T		.143	26	7	1	1	2	1	0	0	0	0	0	2	0	0	.143	.286	.429	8	1	0	0	0	1	
Schrock, M		.288	53	125	19	36	56	7	2	3	14	8	1	24	1	1	.328	.448	.776	134	0	1	0	0	2	
Senzel, N		.252	36	111	18	28	35	4	0	1	8	12	0	16	2	5	.323	.315	.638	124	0	1	0	3	3	
Sims, L		.000	44	2	0	0	0	0	0	0	0	0	0	1	0	0	.000	.000	.000	2	0	0	0	0	0	
Stephenson, T		.286	132	350	56	100	151	21	0	10	45	41	1	75	0	0	.366	.431	.797	402	0	5	6	11	1	
Suárez, E		.198	145	505	71	100	216	23	0	31	79	56	0	171	0	1	.286	.428	.713	574	0	5	8	14	17	
Votto, J		.266	129	448	73	119	252	23	1	36	99	77	6	127	1	0	.375	.563	.938	533	0	4	4	7	7	
Winker, J		.305	110	423	77	129	235	32	1	24	71	53	1	75	1	0	.394	.556	.949	485	0	0	9	14	2	
Reds		.249	162	5423	786	1352	2339	295	13	222	756	553	22	1425	36	24	.328	.431	.759	6162	35	45	105	129	91	
Opponents		.244	162	5440	760	1330	2269	261	30	206	716	617	30	1524	77	25	.327	.417	.744	6199	41	35	64	106		

2021 FIELDING STATISTICS

Player	Team	PCT	G	PITCHER								
				GS	INN	TC	PO	A	E	DP	TP	
Alaniz, R	CIN	.000	3	0	2.2	0	0	0	0	0	0	0
Antone, T	CIN	1.000	23	0	33.2	7	5	2	0	1	0	0
Bedrosian, C	CIN	1.000	6	0	5.2	2	0	2	0	0	0	0
Blandino, A	CIN	.000	4	0	3.2	0	0	0	0	0	0	0
Brach, B	CIN	.778	35	0	30.0	9	2	5	2	1	0	0
Castillo, L	CIN	.971	33	33	187.2	34	17	16	1	5	0	0
Cessa, L	CIN	1.000	24	0	26.1	7	3	4	0	0	0	0
De León, J	CIN	1.000	9	2	18.1	3	1	2	0	0	0	0
Doolittle, S	CIN	1.000	45	0	38.1	2	1	1	0	0	0	0
Feliz, M	CIN	.000	9	0	6.2	0	0	0	0	0	0	0
Freeman, M	CIN	.000	1	0	0.1	0	0	0	0	0	0	0
Fulmer, C	CIN	1.000	20	0	25.2	1	0	1	0	0	0	0
García, E	CIN	1.000	5	0	4.1	1	0	1	0	0	0	0
García, E	MIN	.000	6	0	10.1	0	0	0	0	0	0	0
Garrett, A	CIN	1.000	63	0	47.2	9	4	5	0	1	0	0
Givens, M	CIN	1.000	23	0	21.1	6	4	2	0	0	0	0
Goudeau, A	CIN	1.000	5	0	9.0	3	1	2	0	0	0	0
Gray, S	CIN	1.000	26	26	135.1	32	13	19	0	2	0	0
Gutierrez, V	CIN	.923	22	22	114.0	26	10	14	2	1	0	0
Hembree, H	CIN	1.000	45	0	42.1	2	2	0	0	0	0	0
Hendrix, R	CIN	1.000	36	0	31.2	4	3	1	0	0	0	0
Hoffman, J	CIN	.750	31	11	73.0	12	4	5	3	2	0	0
Lorenzen, M	CIN	1.000	27	0	29.0	9	4	5	0	1	0	0
Mahle, T	CIN	1.000	33	33	180.0	36	21	15	0	2	0	0
Miley, W	CIN	.943	28	28	163.0	35	3	30	2	3	0	0
Moreta, D	CIN	.000	4	0	3.2	0	0	0	0	0	0	0
O'Brien, R	CIN	.000	1	1	1.1	0	0	0	0	0	0	0
Osich, J	CIN	1.000	17	0	14.1	6	4	2	0	0	0	0
Pérez, C	CIN	1.000	25	0	24.0	4	0	4	0	0	0	0
Romano, S	CIN	1.000	14	0	20.2	3	0	3	0	2	0	0
Romano, S	MIL	1.000	1	0	1.0	1	0	1	0	0	0	0
Sanmartin, R	CIN	1.000	2	2	11.2	3	1	2	0	0	0	0
Santillan, T	CIN	.833	26	4	43.1	6	1	4	1	0	0	0
Schrock, M	CIN	.000	2	0	1.2	0	0	0	0	0	0	0
Sims, L	CIN	1.000	47	0	47.0	3	0	3	0	0	0	0
Warren, A	CIN	1.000	26	0	21.0	1	0	1	0	0	0	0
Wilson, J	CIN	1.000	21	0	16.0	1	1	0	0	0	0	0

Player	Team	PCT	G	GS	CATCHER										
					INN	TC	PO	A	E	DP	TP	PB	CWP	SB	CS
Barnhart, T	CIN	.998	102	97	846.0	929	880	47	2	4	0	3	31	42	12
Stephenson, T	CIN	1.000	78	65	588.1	683	661	22	0	4	0	7	31	34	7

Player	Team	PCT	G	GS	FIRST BASE							
					INN	TC	PO	A	E	DP	TP	
Barnhart, T	CIN	1.000	2	0	4.0	3	3	0	0	1	0	0
Blandino, A	CIN	1.000	17	8	87.1	77	70	7	0	8	0	0
Cabrera, A	ARI	1.000	16	13	104.1	94	86	8	0	10	0	0
Cabrera, A	CIN	.944	3	2	18.0	18	16	1	1	1	0	0
Farmer, K	CIN	1.000	5	2	23.0	19	17	2	0	2	0	0
Freeman, M	CIN	1.000	9	2	25.2	22	20	2	0	1	0	0
Heineman, S	CIN	1.000	2	0	7.0	4	3	1	0	1	0	0
Moustakas, M	CIN	1.000	11	7	57.0	45	41	4	0	2	0	0
Schrock, M	CIN	1.000	5	2	23.0	22	22	0	0	1	0	0
Stephenson, T	CIN	.993	23	17	146.2	139	128	10	1	8	0	0
Votto, J	CIN	.993	123	122	1042.2	959	853	99	7	91	1	0

Catchers' ERA & Stolen Base Percentage

Catcher	W-L	ERA	Inn.	ER	PB	E	SB	CS	CS%
Barnhart	49-48	4.70	846.0	442	3	2	42	12	22%
Stephenson	34-41	3.98	588.1	260	7	0	34	7	17%
Totals	83-79	4.40	1434.1	702	10	2	76	19	20%

SECOND BASE

Player	Team	PCT	G	GS	INN	TC	PO	A	E	DP	TP
Barrero, J	CIN	.875	2	1	10.2	8	5	2	1	2	0
Blandino, A	CIN	1.000	5	1	14.2	4	1	3	0	0	0
Farmer, K	CIN	1.000	9	3	41.1	17	5	12	0	3	0
Freeman, M	CIN	1.000	2	0	5.2	4	2	2	0	0	0
India, J	CIN	.976	148	144	1248.1	620	269	336	15	78	0
Lopez, A	CIN	1.000	3	1	10.0	7	2	5	0	0	0
Moustakas, M	CIN	.000	1	1	10.2	0	0	0	0	0	0
Schrock, M	CIN	1.000	8	5	47.1	23	10	13	0	4	0
Senzel, N	CIN	.875	8	6	45.2	16	6	8	2	0	0

THIRD BASE

Player	Team	PCT	G	GS	INN	TC	PO	A	E	DP	TP
Blandino, A	CIN	1.000	9	2	31.0	14	2	12	0	2	0
Cabrera, A	CIN	1.000	3	1	16.0	2	0	2	0	0	0
Farmer, K	CIN	.929	10	8	65.2	14	4	9	1	1	0
Freeman, M	CIN	1.000	7	2	27.2	6	2	4	0	0	0
Lopez, A	CIN	.667	3	2	15.1	3	0	2	1	0	0
Moustakas, M	CIN	.948	44	41	349.1	96	23	68	5	3	0
Schrock, M	CIN	1.000	9	2	24.1	6	5	1	0	0	1
Senzel, N	CIN	1.000	3	2	19.0	5	2	3	0	0	0
Suárez, E	CIN	.967	104	102	886.0	271	69	193	9	21	0

SHORTSTOP

Player	Team	PCT	G	GS	INN	TC	PO	A	E	DP	TP
Barrero, J	CIN	.971	9	7	65.0	35	12	22	1	11	0
Blandino, A	CIN	.000	1	0	0.1	0	0	0	0	0	0
Farmer, K	CIN	.988	121	115	1008.2	403	128	270	5	53	0
Freeman, M	CIN	.950	12	8	75.0	20	5	14	1	0	0
Suárez, E	CIN	.936	34	32	285.1	125	40	77	8	17	0

LEFT FIELDER

Player	Team	PCT	G	GS	INN	TC	PO	A	E	DP	TP
Akiyama, S	CIN	.889	9	4	48.0	9	8	0	1	0	0
Aquino, A	CIN	.919	35	24	209.2	37	34	0	3	0	0
Blandino, A	CIN	1.000	3	0	6.2	1	1	0	0	0	0
DeShields, D	CIN	1.000	3	3	21.1	6	6	0	0	0	0
Farmer, K	CIN	.000	2	0	2.0	0	0	0	0	0	0
Freeman, M	CIN	.000	1	0	0.0	0	0	0	0	0	0
Friedl, T	CIN	1.000	5	2	24.0	4	3	1	0	0	0
Heineman, S	CIN	1.000	2	0	2.1	2	2	0	0	0	0
Lopez, A	CIN	.000	2	0	4.0	0	0	0	0	0	0
Naquin, T	CIN	.962	22	13	131.1	26	25	0	1	0	0
Payton, M	CIN	1.000	1	0	3.0	2	2	0	0	0	0
Schrock, M	CIN	.939	23	18	149.1	33	31	0	2	0	0
Stephenson, T	CIN	.000	1	0	1.0	0	0	0	0	0	0
Winker, J	CIN	.987	101	98	831.2	156	150	4	2	0	0

CENTER FIELDER

Player	Team	PCT	G	GS	INN	TC	PO	A	E	DP	TP
Akiyama, S	CIN	.987	48	29	295.0	77	76	0	1	0	0
Aquino, A	CIN	1.000	14	5	60.1	21	20	1	0	0	0
Barrero, J	CIN	1.000	7	5	40.1	12	12	0	0	0	0
DeShields, D	CIN	.967	18	10	91.2	30	29	0	1	0	0
Freeman, M	CIN	1.000	3	0	1.0	1	1	0	0	0	0
Friedl, T	CIN	.818	6	6	50.0	11	9	0	2	0	0
Heineman, S	CIN	1.000	8	7	52.2	8	8	0	0	0	0
Lopez, A	CIN	.000	1	0	0.1	0	0	0	0	0	0
Lorenzen, M	CIN	.000	1	0	1.0	0	0	0	0	0	0
Naquin, T	CIN	.986	92	78	645.1	147	140	5	2	0	0
Senzel, N	CIN	.978	29	21	190.2	45	44	0	1	0	0
Winker, J	CIN	.000	1	1	6.0	0	0	0	0	0	0

RIGHT FIELDER

Player	Team	PCT	G	GS	INN	TC	PO	A	E	DP	TP
Akiyama, S	RF	1.000	4	0	7.0	2	2	0	0	0	0
Aquino, A	RF	1.000	27	11	132.0	30	30	0	0	0	0
Castellanos, N	RF	.991	135	134	1123.0	235	226	7	2	0	0
Heineman, S	RF	1.000	2	0	3.0	1	1	0	0	0	0
Lorenzen, M	RF	1.000	1	0	1.0	1	1	0	0	0	0
Naquin, T	RF	.958	21	15	136.2	24	23	0	1	0	0
Payton, M	RF	.800	4	0	9.0	5	4	0	1	0	0
Schrock, M	RF	1.000	1	1	7.0	2	2	0	0	0	0
Winker, J	RF	1.000	5	1	15.2	2	2	0	0	0	0

MULTI-HOMER GAMES (13)

Tyler Naquin (2).....	4/6 vs Pit
Jesse Winker (2).....	4/22 vs Ari
Nicholas Castellanos (2).....	5/2 vs Chc
Jesse Winker (3).....	5/21 vs Mil
Jesse Winker (3).....	6/6 at StL
Joey Votto (2).....	7/27 at Chc
Joey Votto (2).....	7/28 at Chc
Jonathan India (2).....	7/30 at NYM
Joey Votto (2).....	8/11 at Atl
Tyler Naquin (2).....	8/22 vs Mia
Nicholas Castellanos (2).....	9/1 vs StL
Joey Votto (2).....	9/20 vs Pit
Joey Votto (2).....	9/27 vs Pit

WALKOFF HOMERS (1)

Castellanos (1).....	9/25 vs Wsh
----------------------	-------------

BACK-TO-BACK HOMERS (9)

Stephenson & Aquino.....	4/7 vs Pit
Moustakas & Suarez.....	5/2 vs Chc
Naquin & Suarez.....	5/17 vs SF
Suarez & Aquino.....	6/21 at Min
Votto & Aquino.....	7/20 vs NYM
Suarez & Barnhart.....	8/3 vs Min
Votto & Suarez.....	9/20 vs Pit
Stephenson & Castellanos.....	9/26 vs Wsh
Votto & Suarez.....	9/27 vs Pit

GRAND SLAMS (4)

Castellanos (6).....	6/28 vs Phi
Winker (2).....	8/12 at Atl
Castellanos (7).....	9/1 vs StL
Farmer (1).....	9/26 vs Wsh

PINCH-HIT HOMERS (6)

Stephenson (2).....	5/13 at Col
Stephenson (3).....	6/26 vs Atl
Stephenson (4).....	8/15 at Phi
Votto (2).....	9/19 vs LAD
Friedl (1st career HR).....	9/19 vs LAD
DeShields (1).....	9/24 vs Wsh

LEADOFF HOMERS (12)

Naquin (1).....	4/6 vs Pit
Naquin (2).....	4/7 vs Pit
Winker (5).....	4/22 vs Ari
Winker (6).....	4/27 at LAD
Winker (7).....	5/18 vs SF
Suarez (1).....	5/27 at Wsh
India (1).....	7/20 vs NYM
India (2).....	7/30 at NYM
India (3).....	8/5 vs Pit
India (4).....	8/15 at Phi
Naquin (3).....	8/22 vs Mia
India (5).....	9/7 at Chc

Reds by Batting Order (Record in Starts)

- India (55-48), Winker (10-17), Naquin (5-4), Senzel (5-4), Suarez (6-3), Blandino (1-1), Farmer (0-1), Lopez (1-0)
- Winker (47-31), Castellanos (16-17), Stephenson (6-10), Schrock (5-6), Farmer (1-3), Votto (0-3), Naquin (7-8), Aquino (1-0), Senzel (0-1)
- Castellanos (54-49), Votto (15-11), Suarez (1-6), Farmer (5-2), Stephenson (5-6), Naquin (3-3), Moustakas (0-1), Aquino (0-1)
- Votto (40-42), Suarez (12-11), Stephenson (15-10), Naquin (7-9), Moustakas (7-6), Farmer (1-1), Aquino (1-0)
- Suarez (16-19), Naquin (17-12), Moustakas (15-15), Votto (9-6), Stephenson (9-5), Farmer (6-6), Barnhart (2-5), Aquino (1-3), Akiyama (2-0), Senzel (3-3), Schrock (2-1), DeShields (0-1), Blandino (0-1), Heineman (1-0), Lopez (0-1), Cabrera (0-1)
- Suarez (26-21), Farmer (16-19), India (4-5), Naquin (8-7), Barnhart (6-6), Stephenson (4-1), Moustakas (3-2), Aquino (6-6), Akiyama (1-0), Senzel (4-7), Schrock (0-2), DeShields (0-1), Barrero (1-1), Freeman (1-0), Blandino (1-1), Lopez (1-0), Cabrera (1-0)
- Barnhart (23-25), Farmer (15-11), India (8-7), Suarez (7-5), Naquin (9-4), Aquino (7-7), Akiyama (1-6), Senzel (2-0), Schrock (1-2), DeShields (3-2), Barrero (3-4), Heineman (3-1), Stephenson (1-3), Friedl (0-1), Cabrera (0-1)
- Farmer (19-22), Barnhart (17-11), Akiyama (12-8), India (6-10), Stephenson (3-4), Schrock (3-5), Aquino (3-4), Freeman (6-2), DeShields (3-5), Friedl (3-2), Naquin (2-1), Gray (1-0), Barrero (2-1), Castillo (1-1), Suarez (1-0), Blandino (1-2), Heineman (0-1)
- Pitchers (77-72), Blandino (2-1), India (0-1), Barnhart (1-1), Akiyama (1-1), Freeman (2-0), Friedl (0-2), Heineman (0-1)

Reds Starters by Position (Record in Starts)

- 1B Votto (63-60), Blandino (4-3), Farmer (1-1), Freeman (1-0), Stephenson (9-8), Moustakas (3-4), Schrock (1-1), Cabrera (1-1)
- 2B India (73-71), Senzel (5-1), Schrock (2-3), Moustakas (0-1), Barrero (1-0), Blandino (1-0), Farmer (0-3), Lopez (1-0)
- 3B Suarez (55-47), Moustakas 22-19, Schrock (0-2), Cabrera (0-1), Blandino (0-2), Farmer (3-5), Senzel (1-1), Lopez (1-1), Freeman (1-1)
- SS Barrero (3-4), Farmer (59-56), Suarez (14-18), Freeman (7-1)
- C Stephenson (34-31), Barnhart (49-48)
- LF Schrock (8-10), Winker (53-45), Friedl (0-2), DeShields (2-1), Aquino (10-14), Akiyama (3-1), Naquin (7-6)
- CF Naquin (44-35), Senzel (8-13), Akiyama (14-14), Heineman (4-3), Winker (1-0), Cabrera (3-3), DeSheilds (4-6), Barrero (2-3), Aquino (3-2)
- RF Castellanos (70-65), Aquino (6-5), Naquin (7-7), Schrock (0-1), Winker (0-1)
- DH Winker (3-2), Votto (1-2), Deshields (0-1), Castellanos (0-1)

Reds Designated Hitters

Player	avg	g	ab	r	h	2b	3b	hr	rbi	bb	so	ops
Castellanos	.200	1	5	1	1	1	0	0	0	0	2	.600
DeShields	.250	1	4	1	1	0	0	1	0	1	0	1.750
Freeman	.000	1	1	0	0	0	0	0	0	0	0	.000
Votto	.308	3	13	4	1	0	0	1	0	3	6	.692
Winker	.158	5	19	1	3	2	0	0	2	3	6	.568

Reds Record When...

2021 WON-LOST BREAKDOWN			
	Home	Road	Total
Club	W-L	W-L	W-L
vs ATL	2-2	1-2	3-4
vs MIA	4-0	1-2	5-2
vs NYM	1-2	2-1	3-3
vs PHI	2-1	2-1	4-2
vs WSH	3-1	2-1	5-2
vs East	12-6	8-7	20-13
vs CHI	6-3	5-5	11-8
vs MIL	2-7	7-3	9-10
vs PIT	9-1	4-5	13-6
Vs STL	5-4	5-5	10-9
vs Central	22-15	21-18	43-33
vs ARI	0-3	1-2	1-5
vs COL	3-0	2-2	5-2
vs LAD	1-2	2-1	3-3
vs SD	1-2	0-4	1-6
vs SF	0-4	1-2	1-6
vs West	5-11	6-11	11-22
vs NL	39-32	35-36	74-68
vs CHW	1-1	0-2	1-3
vs CLE	2-1	1-2	3-3
vs DET	1-2	0-0	1-2
vs KC	0-0	2-1	2-1
vs MIN	1-1	1-1	2-2
vs AL Central	5-5	4-6	9-11
MLB Totals	44-37	39-42	83-79

Overall	83-79	Scored 3 or Fewer Runs	17-47
Home	44-37	Scored 4 or More Runs	66-32
Road	39-42	Scored 5 or More Runs	60-20
Day	32-30	Allowed 3 or Fewer Runs	56-12
Night	51-49	Allowed 4 or More Runs	27-67
Current Streak	W1	Allowed 5 or More Runs	16-59
Last 5 Games	1-4	More Hits than Opponent	61-16
Last 10 Games	5-5	Fewer Hits than Opponent	11-56
April	12-13	Committed No Errors	60-37
May	12-15	Committed 1 or More Errors	23-42
June	15-12	Before All-star Game	48-42
July	16-10	After All-star Game	35-37
August	16-12	Starter Goes at least 5 inn	72-44
September	11-15	Starter Goes at least 6 inn	51-21
October	1-2	Starter Goes at least 7 inn	23-6
Vs. LHSP	21-20		
Vs. RHSP	62-59		
Series Opener	29-26		
Series Opener at Home	16-12		
Series Opener on Road	13-14		
By Series	22-25-8		
By Home Series	12-11-5		
By Road Series	10-14-3		
Rubber Games	7-11		
Sweeps/Were Swept	9-7		
Scored First	52-19		
Opponent Scored First	31-60		
1-run games	24-20		
1 or 2 run games	37-34		
Comeback Wins	41-34		
Last AB Wins	19-18		
Walkoff Wins	6-8		
Extra Innings	9-8		
Led After 6	62-8		
Led After 7	67-7		
Led After 8	64-4		
Tied After 6	13-9		
Tied After 7	12-6		
Tied After 8	14-6		
Behind After 6	8-61		
Behind After 7	2-64		
Behind After 8	3-67		
Division Games	43-33		
Vs. Other Divisions	40-46		
Vs. A.L. Teams	9-11		
Vs. N.L. Teams	74-68		
Vs. A.L. Central	9-11		
Vs. N.L. East	20-13		
Vs. N.L. Central	43-33		
Vs. N.L. West	11-22		
Hit 0 HR	15-33		
Hit 1+ HR	68-46		
Hit 2+ HR	49-19		

	H	R	T
MISC.	W-L	W-L	W-L
Shutouts	2-5	6-6	8-11
SHO - Individual	0-0	1-0	1-0
Extra Innings	4-4	5-4	9-8
1-Run Decisions	13-8	11-12	24-20
2-Run Decisions	7-4	6-10	13-14
vs LH Starters	12-7	9-13	21-20
vs RH Starters	32-30	30-29	62-59
Grass Fields	44-37	38-40	82-77
Artificial Fields	0-0	0-0	0-0
Day Games	17-17	15-13	32-30
Night Games	27-20	24-29	51-49

	REDS	OPP.
Double Plays	124	149
Triple Plays	1	0
Left On Base	1110	1161
Solo HR	126	116
Two-Run HR	67	63
Three-Run HR	25	21
Grand Slam HR	4	6
Home Runs (Home)	129	121
Home Runs (Away)	93	85

	W	L
Starters	55	53
Relievers	28	26
Streaks	6	7

	W	L	S
Doubleheaders			
Home	0	0	0
Away	0	0	0

Reds Walkoff Wins (6)

Date	Batter	Winning Hit	Inning	Score	Opp.
4/17	Tyler Stephenson	RBI-Single	10	3-2	Cle
5/2	Nicholas Castellanos	RBI-Single	10	13-12	Chc
5/5	Jesse Winker	RBI-Single	10	1-0	WSox
7/1	Tyler Stephenson	RBI-Single	9	5-4	vs SD
9/24	Aristides Aquino	RBI-Single	11	8-7	Wsh
9/25	Nicholas Castellanos	Solo HR	9	7-6	Wsh

Reds Extra-Inning Games (9-8)

Date	Opp.	H-R	Score	Innings	Winning Pitcher	Losing Pitcher
4/9	at Ari	R-N	W, 6-5	10	Pérez, 1-0	Young, 0-2
4/17	vs Cle	H-D	W, 3-2	10	Doolittle, 2-0	OPérez, 0-1
4/21	vs Ari	H-N	L, 5-8	10	Clarke, 1-0	CPérez, 1-2
4/22	vs Ari	H-D	L, 11-14	10	CSmith, 1-1	Sims, 0-1
4/26	at LAD	R-N	W, 5-3	10	Antone, 1-0	Jansen, 0-1
5/2	vs Chc	H-D	W, 13-12	10	Hendrix, 2-0	Kimbrel, 0-1
5/5	vs ChiA	H-D	W, 1-0	10	Sims, 1-1	Hendriks, 1-1
5/12	at Pit	R-D	W, 5-1	10	Sims, 2-1	Underwood, 1-2
5/15	at Col	R-N	W, 6-5	12	Sims, 3-1	Santos, 0-1
6/15	at Mil	R-N	W, 2-1	10	Sims, 4-1	Boxberger, 2-2
6/21	at Min	R-N	L, 5-7	12	Shoemaker, 3-8	Hembree, 1-3
7/17	vs Mil	H-N	L, 4-7	11	Gustave, 1-0	Doolittle, 3-1
7/19	vs NYM	H-N	L, 11-15	11	Banda, 1-0	Garcia, 0-1
7/31	at NYM	R-N	L, 4-5	10	EDiaz, 4-4	Cessa, 3-2
8/11	at Atl	R-N	L, 6-8	11	Santana, 3-0	Sims, 4-2
9/8	at Chc	R-N	L, 1-4	10	Heuer, 7-2	Brach, 1-2
9/24	vs Wsh	H-N	W, 8-7	11	Warren, 3-0	Thompson, 1-2

Reds by Game/Sweeps
REDS BY DAY

Mon (11-7), Tue (8-16), Wed (9-14), Thur (10-8),
 Fri (18-8), Sat (13-14), Sun (14-12)

REDS BY MONTH

April (12-13), May (12-15), June (15-12), July (16-10),
 August (16-12), September (11-15), October (1-2)

REDS BY SERIES / GAME

Series: W (22), L (25), Split (8)
 Game: G1 (29-26), G2 (21-31), G3 (26-19), G4 (7-3)
 Sweeps (7), Swept By (6)

2021 INJURED LIST

Player/Injury	On DL	Date Eligible	Off DL	^Games Missed
1-Shogo Akiyama (left hamstring)	4/1	4/8	5/7	14-15
*Brandon Bailey (right elbow)	3/29	5/31	-	83-79
1-Sonny Gray (back strain)	4/1	4/8	4/17	8-5
1-Michael Lorenzen (right shoulder)	4/1	5/31	7/16	48-42
Aristides Aquino (left hamate)	4/16	6/13	6/13	23-25
1-Alex Blandino	4/17	-	4/20	1-1
1-Mike Moustakas (illness)	4/20	4/27	4/27	1-6
Jonathan India	4/30	-	5/2	1-1
Joey Votto (left thumb)	5/7	5/16	6/8	14-14
2-Mike Moustakas (right heel)	5/20	7/18	8/6	39-29
1-Wade Miley (left foot)	5/21	5/30	5/31	4-5
*Nick Senzel (left knee)	5/21	7/17	-	64-56
Jeff Hoffman (right shoulder)	5/27	6/7	7/21	28-20
Max Schrock (left calf)	6/1	6/11	7/8	21-13
1-Michael Feliz	6/1	-	6/2	0-1
2-Alex Blandino (right hand)	6/5	8/4	8/11	35-24
2-Michael Feliz (right elbow)	6/8	6/17	8/23	41-28
2-Sonny Gray (right groin)	6/9	6/19	7/2	12-10
1-Tejay Antone (right forearm)	6/11	6/18	6/22	6-5
Lucas Sims (right elbow)	6/24	7/3	8/8	24-15
2-Tejay Antone (right forearm)	6/26	7/5	8/24	32-20
3-Sonny Gray (rib cage)	7/8	7/18	7/18	3-3
Art Warren (left oblique)	7/15	9/9	9/18	28-29
2-Michael Lorenzen (R hamstring)	7/19	7/28	7/30	6-4
Nick Castellanos (right wrist)	7/22	7/30	8/5	8-4
R.J. Alaniz (left calf)	7/24	8/3	8/17	15-8
Brad Brach (right shoulder)	8/8	8/18	9/5	13-13
1-Jesse Winker (intercostal)	8/16	8/26	9/17	12-16
3-*Tejay Antone (right forearm)	8/25	9/4	-	14-21
Tyler Naquin (bruised ribs)	9/17	9/24	10/4	7-8
2-Shogo Akiyama (RT hamstring)	9/18	9/27	10/4	6-8
2-Jesse Winker (intercostal)	9/18	9/28	10/4	6-8
Tyler Stephenson	9/20	-	9/22	1-1
3-Mike Moustakas (right foot)	9/22	10/1	10/4	5-5
2-Wade Miley (neck strain)	9/25	10/2	10/4	4-4

^ Team record in number of games missed while on the injured list

* Bailey, Senzel & Antone ended the season on the 60-day injured list

2021 Ejections

Date	Opp.	Ejected	Umpire	Reason
4/3	vs StL	Nick Castellanos	Jim Reynolds, 3B	Bench Cleared
4/18	vs Cle	Wade Miley	Bill Welke, 1B	Foul Tip
4/25	at StL	David Bell	Joe West, 2B	Benches Cleared
6/12	vs Col	David Bell	Marvin Hudson, HP	Check Swing K
6/19	at SD	David Bell	Jordan Baker, HP	Votto Ejection
		Joey Votto	Jordan Baker, HP	Check Swing K
7/10	at Mil	Joey Votto	Doug Eddings, 3B	Check Swing K
		Craig Counsell	Gabe Morales, HP	Balls & Strikes
		Christian Yelich	John Lubka, 1B	Play at 1B
7/25	vs StL	Mike Shildt	Ron Kulpa, 1B	Replay Issue
		Genesis Cabrera	Chad Fairchild, HP	Balls & Strikes
7/31	at NYM	Eugenio Suarez	Chris Segal, HP	Balls & Strikes
8/13	at Phi	Bryce Harper	Ramon DeJesus, HP	Balls & Strikes
8/15	at Phi	Nick Castellanos	Sean Barber, HP	Balls & Strikes
		David Bell	Alan Porter, 3B	Balls & Strikes
8/21	vs Mia	Eric Duncan	Jim Wolf, HP	Balls & Strikes
8/29	at Mia	Eugenio Suarez	Edwin Moscoso, HP	Balls & Strikes
		David Bell	Edwin Moscoso, HP	Balls & Strikes
9/12	at StL	Matt Carpenter	Doug Eddings, 1B	Check Swing
10/3	at Pit	Derek Shelton	Manny Gonzalez, 1B	Replay

2021 DAY-BY-DAY RESULTS

G	Date	Opp.	H-R D-N	W-L	Score	Winning Pitcher	Losing Pitcher	Save	Rec.	Pos.	GA GB	Anncd. Att.	
1	4/1	vs STL	H-D	L	6-11	Gallegos, 1-0	Castillo, 0-1		0-1	T4	-1.0	12,264	
	4/2	off day							0-1	T4	-1.0		
2	4/3	vs STL	H-D	W	9-6	Mahle, 1-0	Wainwright, 0-1		1-1	T1	-	12,213	
3	4/4	vs STL	H-D	W	12-1	Hoffman, 1-0	Martinez, 0-1		2-1	T1	-	11,629	
4	4/5	vs Pit	H-N	W	5-3	Doolittle, 1-0	Howard, 1-1	Garrett, 1	3-1	T1	-	9,097	
5	4/6	vs Pit	H-N	W	14-1	Miley, 1-0	Cahill, 0-1		4-1	1	++1.0	11,093	
6	4/7	vs Pit	H-D	W	11-4	Castillo, 1-1	Kuhl, 0-1		5-1	1	++1.0	11,463	
	4/8	off day							5-1	1	+0.5		
7	4/9	at Ari	R-N	W	6-5 (10)	Pérez, 1-0	Young, 0-2	Garrett, 2	6-1	1	++1.0	19,385	
8	4/10	at Ari	R-N	L	3-8	RSmith, 1-0	Hoffman, 1-1		6-2	1	++1.0	13,208	
9	4/11	at Ari	R-D	L	0-7	Weaver, 1-0	De León, 0-1		6-3	1	++1.0	10,981	
10	4/12	at SF	R-N	W	3-0	Miley, 2-0	Sanchez, 0-1	Sims, 1	7-3	1	++1.0	3,662	
11	4/13	at SF	R-N	L	6-7	Peralta, 2-0	CPérez, 1-1	McGee, 5	7-4	1	++1.0	3,673	
12	4/14	at SF	R-D	L	0-3	Cueto, 2-0	Mahle, 1-1	McGee, 6	7-5	T1	-	6,409	
	4/15	off day							7-5	T1	-		
13	4/16	vs Cle	H-N	W	10-3	Hoffman, 2-1	Allen, 1-2		8-5	1	++1.0	12,497	
14	4/17	vs Cle	H-D	W	3-2 (10)	Doolittle, 2-0	OPérez, 0-1		9-5	1	++1.0	12,598	
15	4/18	vs Cle	H-D	L	3-6	Bieber, 2-1	Miley, 2-1	Clase, 4	9-6	1	++1.0	12,551	
	4/19	off day							9-6	1	+0.5		
	4/20	vs Ari	H-N		Suspended in top of 8th inning (Ari led, 5-4), completed 4/21				9-6	1	+0.12		
16	4/21	vs Ari	L	4-5	Bukauskas, 1-0	Garrett, 0-1	Crighton, 2	9-7				8,085	
17	4/21	vs Ari	H-N	L	5-8 (10)	Clarke, 1-0	CPérez, 1-2		9-8	2	-1.5	8,025	
18	4/22	vs Ari	H-D	L	11-14 (10)	CSmith, 1-1	Sims, 0-1		9-9	T2	-2.0	7,549	
19	4/23	at STL	R-N	L	4-5	Kim, 1-0	Gray, 0-1	Reyes, 4	9-10	T3	-2.0	13,196	
20	4/24	at STL	R-D	L	0-2	Gant, 1-2	Miley, 2-2	Gallegos, 1	9-11	5	-3.0	13,176	
21	4/25	at STL	R-D	L	2-5	Flaherty, 4-0	Castillo, 1-2	Reyes, 5	9-12	5	-4.0	13,348	
22	4/26	at LAD	R-N	W	5-3 (10)	Antone, 1-0	Jansen, 0-1		10-12	T4	-3.0	15,199	
23	4/27	at LAD	R-N	W	6-5	Hendrix, 1-0	Alexander, 0-2	Doolittle, 1	11-12	4	-3.0	15,306	
24	4/28	at LAD	R-D	L	0-8	Kershaw, 4-2	Gray, 0-2		11-13	4	-3.0	15,052	
	4/29	off day							11-13	4	-3.5		
25	4/30	vs Chc	H-N	W	8-6	Miley, 3-2	Arrieta, 3-3	Antone, 1	12-13	T3	-3.5	16,090	
26	5/1	vs Chc	H-D	L	2-3	Brothers, 1-0	Castillo, 1-3	Kimbrel, 5	12-14	T3	-4.5	17,077	
27	5/2	vs Chc	H-D	W	13-12 (10)	Hendrix, 2-0	Kimbrel, 0-1		13-14	3	-3.5	16,755	
	5/3	off day							13-14	3	-3.0		
28	5/4	vs ChiA	H-N	L	0-9	Cease, 2-0	Hoffman, 2-2		13-15	4	-3.5	10,209	
29	5/5	vs ChiA	H-D	W	1-0 (10)	Sims, 1-1	Hendriks, 1-1		14-15	4	-3.0	10,247	
	5/6	off day							14-15	4	-2.5		
30	5/7	at Cle	R-N	W	3-0	MILEY, 4-2 (No-hitter)	Clase, 2-2		15-15	T3	-2.5	7,803	
31	5/8	at Cle	R-N	L	2-9	Civale, 5-0	Castillo, 1-4		15-16	4	-3.5	9,968	
	5/9	at Cle	R-D		Postponed by rain, made up on 8/9				15-16	4	-4.0		
32	5/10	at Pit	R-N	W	14-1	Mahle, 2-1	Keller, 2-4		16-16	T3	-3.5	4,065	
33	5/11	at Pit	R-N	L	2-7	Brubaker, 3-2	Hoffman, 2-3		16-17	4	-4.5	4,049	
34	5/12	at Pit	R-D	W	5-1 (10)	Sims, 2-1	Underwood Jr., 1-2		17-17	3	-3.5	4,515	
35	5/13	at Col	R-N	L	8-13	González, 2-1	Castillo, 1-5		17-18	3	-4.5	13,647	
36	5/14	at Col	R-N	L	6-9	Márquez, 2-4	Miley, 4-3	Bard, 4	17-19	4	-4.5	20,232	
37	5/15	at Col	R-N	W	6-5 (12)	Sims, 3-1	Santos, 0-1	Hembree, 1	18-19	4	-3.5	20,136	
38	5/16	at Col	R-D	W	7-6	Doolittle, 3-0	Givens, 1-2	Antone, 2	19-19	3	-2.5	15,541	
39	5/17	vs SF	H-N	L	3-6	Webb, 3-3	Gray, 0-3	Rogers, 5	19-20	4	-3.0	11,004	
40	5/18	vs SF	H-N	L	2-4	DeSclafani, 4-1	Castillo, 1-6	McGee, 11	19-21	4	-4.0	8,745	
41	5/19	vs SF	H-N	L	0-4	Gausman, 4-0	Miley, 4-4		19-22	4	-5.0	10,326	
42	5/20	vs SF	H-D	L	4-19	Cueto, 3-1	Mahle, 2-2		19-23	4	-5.5	11,656	
43	5/21	vs Mil	H-N	W	9-4	Hoffman, 3-3	Houser, 3-5		20-23	4	-4.5	17,234	
44	5/22	vs Mil	H-D	L	3-4	Suter, 3-2	Hembree, 0-1	Hader, 10	20-24	4	-5.5	17,611	
45	5/23	vs Mil	H-D	L	4-9	Boxberger, 1-1	Castillo, 1-7		20-25	4	-5.5	16,171	
	5/24	off day							20-25	4	-5.0		
46	5/25	at Wash	R-N	W	2-1	Mahle, 3-2	Scherzer, 4-3	Sims, 2	21-25	4	-4.0	8,935	
	5/26	at Wash	R-N		Suspended in middle of 4th (Wash led, 3-0), completed 5/27				21-25	4	-4.5		
47	5/27	at Wash	L	3-5	Voth, 1-0	Hoffman, 3-4	Hand, 8		21-26	4	-5.0	7,343	
48	5/28	at Wash	R-N	W	3-0 (7)	Gray, 1-3	Strasburg, 1-2	Sims, 3	22-26	4	-5.0	9,020	
49	5/28	at Chc	R-D	L	0-1	Alzola, 3-4	Gutierrez, 0-1	Kimbrel, 12	22-27	4	-6.0	18,478	
50	5/29	at Chc	R-D	L	2-10	Thompson, 3-1	Castillo, 1-8		& 22-28	4	-7.0	24,275	
51	5/30	at Chc	R-D	W	5-1	Mahle, 4-2	Arrieta, 5-5	Antone, 3	23-28	4	-6.0	24,824	
52	5/31	vs Phi	H-D	W	11-1	Miley, 5-4	Velasquez, 2-1		24-28	4	-5.5	17,878	
53	6/1	vs Phi	H-N	L	3-17	Nola, 4-4	Gray, 1-4		24-29	4	-6.5	10,788	
	6/2	vs Phi	H-D		Postponed by rain, made up on 6/28				24-29	4	-7.0		
54	6/3	at STL	R-N	W	4-2	Gutierrez, 1-1	Wainwright, 3-5	Sims, 4	25-29	4	-6.0	15,327	
55	6/4	at STL	R-N	W	6-4	Castillo, 2-8	Kim, 1-4	Feliz, 1	26-29	4	-5.0	22,756	
56	6/5	at STL	R-D	W	5-2	Mahle, 5-2	Helsley, 3-4	Sims, 5	27-29	4	-4.0	23,365	
57	6/6	at STL	R-D	W	8-7	Hembree, 1-1	Al Reyes, 3-2	Sims, 6	28-29	4	-4.0	21,152	
	6/7	off day							28-29	4	-4.0		

G	Date	Opp.	H-R	W-L	Score	Winning Pitcher	Losing Pitcher	Save	Rec. Pos.	GA	Anncd.
			D-N							GB	Att.
58	6/8	vs Mil	H-N	L	1-5	Houser, 4-5	Hendrix, 2-1		28-30	4	-5.0 11,897
59	6/9	vs Mil	H-N	W	7-3	Gutierrez, 2-1	Anderson, 2-4		29-30	4	-4.5 11,862
60	6/10	vs Mil	H-D	L	2-7	Suter, 7-3	Castillo, 2-9		29-31	4	-5.0 12,423
61	6/11	vs Col	H-N	W	11-5	Mahle, 6-2	Freeland, 0-2		30-31	4	-5.0 20,505
62	6/12	vs Col	H-D	W	10-3	Miley, 6-4	Marquez, 4-6		31-31	T3	-5.0 23,765
63	6/13	vs Col	H-D	W	6-2	Hendrix, 3-1	Senzatela, 2-7		32-31	3	-5.0 18,268
64	6/14	at Mil	R-N	W	10-2	Gutierrez, 3-1	Lauer, 1-3		33-31	3	-4.0 13,599
65	6/15	at Mil	R-N	W	2-1 (10)	Sims, 4-1	Boxberger, 2-2	Garrett, 3	34-31	3	-3.0 16,584
66	6/16	at Mil	R-D	W	2-1	Mahle, 7-2	Peralta, 6-2	Sims, 7	35-31	3	-2.0 20,088
67	6/17	at SD	R-N	L	4-6	Johnson, 2-2	Garrett, 0-2		35-32	3	-3.0 40,362
68	6/18	at SD	R-N	L	2-8	Paddack, 4-5	Santillan, 0-1		35-33	3	-3.0 33,456
69	6/19	at SD	R-N	L	5-7	Crismatt, 2-1	Hembree, 1-2	Melancon, 20	35-34	3	-3.0 38,765
70	6/20	at SD	R-D	L	2-3	Lamet, 2-2	Castillo, 2-10	Melancon, 21	35-35	T3	-4.0 38,008
71	6/21	at Min	R-N	L	5-7 (12)	Shoemaker, 3-8	Hembree, 1-3		35-36	4	-4.0 17,530
72	6/22	at Min	R-D	W	10-3	Antone, 2-0	Robles, 3-4	Garrett, 4	36-36	3	-4.0 19,187
	6/23	off day							36-36	3	-4.5
73	6/24	vs Atl	H-N	W	5-3	Santillan, 1-1	Chavez, 0-1	Brach, 1	37-36	3	-4.0 23,941
74	6/25	vs Atl	H-N	L	2-3	Smyly, 5-3	Gutierrez, 3-2	Smith, 16	37-37	3	-5.0 30,231
75	6/26	vs Atl	H-D	W	4-1	Castillo, 3-10	Anderson, 6-4	Garrett, 5	38-37	3	-5.0 34,671
76	6/27	vs Atl	H-D	L	0-4	Muller, 1-1	Mahle, 7-3		38-38	3	-6.0 21,696
77	6/28	vs Phi	H-N	W	12-4	Hembree, 2-3	Feliz, 0-1		39-38	3	-6.0 21,006
78	6/29	vs SD	H-N	L	4-5	Pagán, 4-0	Santillan, 1-2	Melancon, 25	39-39	3	-7.0 16,332
79	6/30	vs SD	H-N	L	5-7 (5.1)	Musgrove, 5-6	Gutierrez, 3-3	Hill, 1	39-40	4	-8.0 12,084
80	7/1	vs SD	H-N	W	5-4	Warren, 1-0	Melancon, 1-1		40-40	3	-8.0 16,620
81	7/2	vs Chc	H-N	W	2-1	Osich, 1-0	Mills, 3-2	Hembree, 2	41-40	3	-8.0 40,854
82	7/3	vs Chc	H-D	W	3-2	Hendrix, 4-1	Alzolar, 4-8	Hembree, 2	42-40	2	-8.0 36,815
83	7/4	vs Chc	H-D	W	3-2	Warren, 2-0	Winkler, 1-1	Garrett, 6	43-40	2	-7.0 29,340
84	7/5	at KC	R-N	W	6-2	Gutierrez, 4-3	Minor, 6-7		44-40	2	-6.0 14,709
85	7/6	at KC	R-N	L	6-7	Lovelady, 2-0	Hembree, 2-4		44-41	2	-6.5 14,491
86	7/7	at KC	R-D	W	5-2	Gray, 2-4	Barlow, 2-3	Hembree, 4	45-41	2	-6.0 11,457
87	7/8	at Mil	R-N	L	3-5	Williams, 6-1	Brach, 0-1	Hader, 21	45-42	2	-7.0 22,948
88	7/9	at Mil	R-N	W	2-0	Miley, 7-4	Lauer, 3-4	Hembree, 5	46-42	2	-6.0 24,844
89	7/10	at Mil	R-N	W	4-3	Osich, 2-0	Hader, 3-1	Hembree, 6	47-42	2	-5.0 32,034
90	7/11	at Mil	R-D	W	3-1	Hendrix, 5-1	Hader, 3-2	Osich, 1	48-42	2	-4.0 32,135
7/12-7/15 All-Star Break											
91	7/16	vs Mil	H-N	L	6-11	Suter, 9-4	Garrett, 0-3		48-43	2	-5.0 34,844
92	7/17	vs Mil	H-N	L	4-7 (11)	Gustave, 1-0	Doolittle, 3-1		48-44	2	-6.0 37,204
93	7/18	vs Mil	H-D	L	0-8	Burnes, 5-4	Gray, 2-5		48-45	2	-7.0 29,001
94	7/19	vs NYM	H-N	L	11-15 (11)	Banda, 1-0	Garcia, 0-1	May, 3	48-46	2	-7.5 17,080
95	7/20	vs NYM	H-N	W	4-3	Miley, 8-4	Nogosek, 0-1	Garrett, 7	49-46	2	-6.5 19,096
96	7/21	vs NYM	H-D	L	0-7	Stroman, 7-8	Hoffman, 3-5		49-47	2	-6.5 19,896
	7/22	off day							49-47	2	-6.5
97	7/23	vs STL	H-N	W	6-5	Brach, 1-1	Gallegos, 5-3	Hembree, 7	50-47	2	-6.5 30,605
98	7/24	vs STL	H-N	W	5-3	Castillo, 4-10	Woodford, 2-2	Hembree, 8	51-47	2	-6.5 33,489
99	7/25	vs STL	H-D	L	6-10	Helsley, 5-4	Gray, 2-6		51-48	2	-6.5 21,947
100	7/26	at Chc	R-N	L	5-6	Kimbrel, 2-3	Hembree, 2-5		51-49	2	-7.0 29,215
101	7/27	at Chc	R-N	W	7-4	Gutierrez, 5-3	Alzolar, 4-11		52-49	2	-7.0 28,153
102	7/28	at Chc	R-N	W	8-2	Mahle, 8-3	Davies, 6-7		53-49	2	-7.0 30,134
103	7/29	at Chc	R-D	W	7-4	Castillo, 5-10	Mills, 4-4		55-49	2	-7.0 32,793
104	7/30	at NYM	R-N	W	6-2	Gray, 3-6	Castro, 2-3		54-49	2	-7.0 31,787
105	7/31	at NYM	R-N	L	4-5 (10)	EDiaz, 4-4	Cessa, 3-2		55-50	2	-7.0 26,477
106	8/1	at NYM	R-D	W	7-1	Gutierrez, 6-3	Stroman, 7-10		56-50	2	-7.0 23,443
	8/2	off day							56-50	2	-7.5
107	8/3	vs Min	H-N	L	5-7	Coulombe, 2-1	Hembree, 2-6	Colomé, 3	56-51	2	-7.5 18,396
108	8/4	vs Min	H-D	W	6-5	Castillo, 6-10	Barnes, 0-2	Lorenzen, 1	57-51	2	-7.5 16,828
109	8/5	vs Pit	H-N	W	7-4	Gray, 4-6	Crowe, 3-6	Givens, 1	58-51	2	-7.0 19,393
110	8/6	vs Pit	H-N	W	10-0	Miley, 9-4	Brubaker, 4-11		59-51	2	-7.0 27,804
111	8/7	vs Pit	H-N	W	11-3	Gutierrez, 7-3	MKeller, 3-9		60-51	2	-6.0 31,297
112	8/8	vs Pit	H-D	W	3-2	Mahle, 9-3	BryWilson, 2-5	Givens, 2	61-51	2	-5.0 23,740
113	8/9	at Cle	R-N	L	3-9	Garza, 2-0	Castillo, 6-11		61-52	2	-5.5 10,708
114	8/10	at Atl	R-N	L	2-3	Smyly, 8-3	Hembree, 2-7	Smith, 23	61-53	2	-7.0 24,432
115	8/11	at Atl	R-N	L	6-8 (11)	Santana, 3-0	Sims, 4-2		61-54	2	-8.0 23,375
116	8/12	at Atl	R-N	W	12-3	Gutierrez, 8-3	Muller, 2-4		62-54	2	-8.0 23,395
117	8/13	at Phi	R-N	W	6-1	Mahle, 10-3	Wheeler, 10-7		63-54	2	-7.5 26,074
118	8/14	at Phi	R-D	L	1-6	Moore, 2-3	Castillo, 6-12		63-55	2	-8.0 25,100
119	8/15	at Phi	R-D	W	7-4	Sims, 5-2	Nola, 7-7	Givens, 3	64-55	2	-8.0 28,544
120	8/16	vs Chc	H-N	W	14-5	Miley, 10-4	Steele, 2-2		65-55	2	-7.5 15,404
121	8/17	vs Chc	H-N	L	1-2	Hendricks, 14-5	Gutierrez, 8-4	Heuer, 1	65-56	2	-8.5 13,989
122	8/18	vs Chc	H-D	L	1-7	MRodriguez, 1-2	Mahle, 10-4		65-57	2	-9.5 16,922
123	8/19	vs Mia	H-N	W	6-1	Castillo, 7-12	Neidert, 1-2		66-57	2	-8.5 11,581
124	8/20	vs Mia	H-N	W	5-3	Gray, 5-6	EHernandez, 0-1	Givens, 4	67-57	2	-7.5 19,106
125	8/21	vs Mia	H-N	W	7-4	Cessa, 4-2	Bender, 2-2	Lorenzen, 2	68-57	2	-7.5 34,433
126	8/22	vs Mia	H-D	W	3-1	Gutierrez, 9-4	Alcantara, 7-12	Lorenzen, 3	# 69-57	2	-7.5 17,797
	8/23	off day							# 69-57	2	-7.5

G	Date	Opp.	H-R	W-L	Score	Winning Pitcher	Losing Pitcher	Save	Rec.	Pos.	GA	Anncd.
			D-N								GB	Att.
127	8/24	at Mil	R-N	L	4-7	Strickland, 3-1	Lorenzen, 0-1	Hader, 27	69-58	2	-8.5	24,819
128	8/25	at Mil	R-N	L	1-4	Woodruff, 8-7	Castillo, 7-13		69-59	2	-9.5	24,715
129	8/26	at Mil	R-D	W	5-1	Gray, 6-6	Anderson, 4-8		70-59	2	-8.5	28,656
130	8/27	at Mia	R-N	W	6-0	Miley, 11-4	Thompson, 2-6		# 71-59	2	-7.5	7,119
131	8/28	at Mia	R-N	L	1-6	Alcantara, 8-12	Gutierrez, 9-5		71-60	2	-7.5	10,407
132	8/29	at Mia	R-D	L	1-2	Luzardo, 5-7	Mahle, 10-5	Floro, 7	71-61	2	-8.5	11,019
133	8/30	vs STL	H-N	L	1-3	Lester, 5-6	Castillo, 7-14	Gallegos, 3	71-62	2	-9.5	10,773
	8/31	vs STL	H-N			Postponed by rain, made up on 9/1			71-62	2	10.0	
134	9/1	vs STL	H-D	L	4-5	Cabrera, 3-5	Miley, 11-5	Gallegos, 4	71-63	2	-10.5	10,365
135		vs STL	H-N	W	12-2	Gray, 7-6	Happ, 8-7		72-63	2	-10.5	10,892
	9/2	off day							72-63	2	-10.0	
136	9/3	vs Det	H-N	L	5-15	Holland, 3-2	Gutierrez, 9-6		72-64	2	-10.0	19,430
137	9/4	vs Det	H-N	W	7-4	Mahle, 11-5	Boyd, 3-8	Givens, 5	73-64	2	-10.0	26,962
138	9/5	vs Det	H-D	L	1-4	Ureña, 3-8	Castillo, 7-15	Soto, 18	73-65	2	-11.0	23,083
139	9/6	at Chc	R-D	L	3-4	Effross, 2-0	Lorenzen, 0-2	Morgan, 2	73-66	2	-11.0	27,289
140	9/7	at Chc	R-N	W	4-3	Miley, 12-5	Sampson, 0-2	Givens, 6	74-66	2	-11.0	24,925
141	9/8	at Chc	R-N	L	1-4 (10)	Heuer, 7-2	Brach, 1-2		74-67	2	-12.0	25,861
	9/9	off day							74-67	2	-12.0	
142	9/10	at STL	R-N	W	4-2	Lorenzen, 1-2	McFarland, 3-1	Givens, 7	75-67	2	-12.0	29,597
143	9/11	at STL	R-N	L	4-6	AlReyes, 7-8	Sims, 5-3	Gallegos, 7	75-68	2	-13.0	33,404
144	9/12	at STL	R-D	L	0-2	Happ, 9-8	Gray, 7-7	Gallegos, 8	75-69	2	-14.0	32,872
	9/13	off day							75-69	2	-14.0	
145	9/14	at Pit	R-N	L	5-6	Peters, 1-2	Miley, 12-6	Stratton, 5	75-70	3	-14.0	8,896
146	9/15	at Pit	R-N	L	4-5	Stratton, 6-1	Givens, 3-3		75-71	3	-14.0	9,320
147	9/16	at Pit	R-D	W	1-0	Mahle, 12-5	Ponce, 0-4	Givens, 9	76-71	3	-13.5	9,102
148	9/17	vs LAD	H-N	W	3-1	Castillo, 8-15	Buehler, 14-4	Lorenzen, 4	77-71	3	-13.5	28,926
149	x-9/18	vs LAD	H-D	L	1-5	Scherzer, 15-4	Gray, 7-8	Jansen, 34	77-72	3	* -14.5	29,861
150	9/19	vs LAD	H-D	L	5-8	Kershaw, 10-7	Miley, 12-7		77-73	3	* -14.5	26,621
151	9/20	vs Pit	H-N	W	9-5	Cessa, 5-2	Ponce, 0-5		78-73	3	-13.5	17,086
152	9/21	vs Pit	H-N	L	2-6	Mahle, 12-6	Keller, 5-11		78-74	3	-13.5	9,475
	9/22	vs Pit	H-D			Postponed by rain, made up on 9/27			78-74	3	-13.0	
153	9/23	vs Wash	H-N	L	2-3	Corbin, 9-15	Castillo, 8-16	Finnegan, 11	78-75	3	-13.0	11,836
154	9/24	vs Wash	H-N	W	8-7 (11)	Warren, 3-0	Thompson, 1-2		79-75	3	-13.0	16,021
155	9/25	vs Wash	H-N	W	7-6	Givens, 4-3	Murphy, 0-3		80-75	3	-13.0	18,293
156	9/26	vs Wash	H-D	W	9-2	Mahle, 13-6	Rogers, 2-1		81-75	3	-13.0	21,328
157	9/27	vs Pit	H-D	W		Sanmartin, 1-0	Overton, 0-1		82-75	3	-12.5	11,055
158	y-9/28	at ChiA	R-N	L	1-7	López, 4-3	O'Brien, 0-1		82-76	3	-12.5	25,242
159	9/29	at ChiA	R-N	L	1-6	Rodón, 13-5	Gray, 7-9		82-77	3	-13.5	23,018
	9/30	off day							82-77	3	-13.0	
160	10/1	at Pit	R-N	L	2-9	Stratton, 7-1	Garrett, 0-4		82-78	3	-13.0	13,582
161	10/2	at Pit	R-N	L	6-8	Mears, 1-0	Santillan, 1-3	Stratton, 8	82-79	3	-13.0	22,910
162	10/3	at Pit	R-N	W	6-3	Sanmartin, 2-0	Ponce, 0-6		83-79	3	-12.0	13,011

BOLD RED CAPS are complete games (**Wade Miley no-hitter** on 5/7 at Cle)
- Season-high **12 games above .500**, **++** - Season-high **lead of 1.0 game**
& - Season-high **6 games below .500**, ***** - Season-high **deficits of 14.5 games**
x - Eliminated from NL Central on 9/18, **y** - Eliminated from NL Wild Card on 9/28

2022 NOTES



APRIL: 12-13 (.249 avg, 4.78 era)

Player	Team	AVG	G	AB	R	H	TB	2B	3B	HR	RBI	BB	IBB	SO	SB	CS	OBP	SLG	OPS
Antone, T	CIN	.000	8	2	1	0	0	0	0	0	0	1	0	2	0	0	.333	.000	.333
Aquino, A	CIN	.231	10	13	2	3	10	1	0	2	3	1	1	5	0	0	.286	.769	1.055
Barnhart, T	CIN	.286	19	56	11	16	27	5	0	2	9	6	0	23	0	0	.375	.482	.857
Blandino, A	CIN	.259	18	27	5	7	10	3	0	0	4	5	0	10	1	0	.394	.370	.764
Castellanos, N	CIN	.305	23	95	17	29	58	6	1	7	16	5	0	20	1	0	.347	.611	.957
Castillo, L	CIN	.167	5	6	1	1	2	1	0	0	0	1	0	3	0	0	.286	.333	.619
Farmer, K	CIN	.174	23	46	7	8	13	2	0	1	6	4	0	10	0	1	.283	.283	.566
India, J	CIN	.239	21	67	9	16	24	1	2	1	14	5	1	20	0	0	.316	.358	.675
Moustakas, M	CIN	.240	15	50	10	12	22	4	0	2	5	7	0	10	0	0	.339	.440	.779
Naquin, T	CIN	.266	21	64	10	17	36	1	0	6	19	7	0	19	1	1	.351	.563	.914
Payton, M	CIN	.167	9	6	1	1	1	0	0	0	0	1	0	1	0	0	.286	.167	.452
Pérez, C	CIN	.000	10	1	0	0	0	0	0	0	0	0	0	0	0	0	.000	.000	.000
Schrock, M	CIN	.111	5	9	1	1	1	0	0	0	0	0	0	5	0	0	.111	.111	.222
Senzel, N	CIN	.254	24	67	11	17	23	3	0	1	5	8	0	10	2	3	.329	.343	.672
Stephenson, T	CIN	.359	15	39	8	14	19	2	0	1	6	2	0	10	0	0	.405	.487	.892
Suárez, E	CIN	.130	24	92	14	12	28	4	0	4	9	10	0	40	0	0	.229	.304	.533
Votto, J	CIN	.242	25	95	9	23	44	6	0	5	16	9	0	21	0	0	.308	.463	.771
Winker, J	CIN	.370	20	81	16	30	55	5	1	6	16	6	0	19	0	0	.414	.679	1.093
Reds		.249	25	852	136	212	378	44	4	38	130	79	2	240	5	5	.323	.444	.766
Opponents		.229	25	833	128	191	339	35	4	35	120	113	8	241	10	2	.328	.407	.735

Player	Team	W	L	ERA	G	GS	CGSHO	GF	SV	IP	H	R	ER	HR	HB	BB	IBB	SO	WP	BK	OPP	
																					AVG	
Antone, T	CIN	1	0	0.64	8	0	0	0	2	1	14.0	4	1	1	1	3	6	0	20	1	0	.091
Bedrosian, C	CIN	0	0	11.12	6	0	0	0	2	0	5.2	10	7	7	2	0	6	0	7	0	0	.400
Blandino, A	CIN	0	0	0.00	1	0	0	0	1	0	0.1	0	0	0	0	0	0	0	0	0	0	.000
Castillo, L	CIN	1	2	6.29	5	5	0	0	0	0	24.1	32	21	17	5	2	7	1	19	1	0	.317
De León, J	CIN	0	1	7.56	8	2	0	0	1	0	16.2	19	14	14	4	2	10	0	32	3	0	.271
Doolittle, S	CIN	2	0	4.66	11	0	0	0	5	1	9.2	9	5	5	1	0	6	1	13	0	0	.250
Fulmer, C	CIN	0	0	4.20	13	0	0	0	3	0	15.0	11	7	7	1	2	6	0	13	1	0	.208
Garrett, A	CIN	0	1	12.27	9	0	0	0	4	2	7.1	10	10	10	4	0	7	1	4	1	0	.333
Gray, S	CIN	0	2	5.93	3	3	0	0	0	0	13.2	16	9	9	3	0	8	1	23	2	0	.286
Hembree, H	CIN	0	0	0.00	3	0	0	0	1	0	3.1	0	0	0	0	0	2	0	4	0	0	.000
Hembree, H	NYM	0	0	18.00	1	0	0	0	0	0	1.0	1	2	2	0	0	2	0	2	0	0	.250
Hembree, H2 Teams		0	0	4.15	4	0	0	0	1	0	4.1	1	2	2	0	0	4	0	6	0	0	.071
Hendrix, R	CIN	1	0	0.00	3	0	0	0	0	0	1.2	0	0	0	0	0	2	0	2	0	0	.000
Hoffman, J	CIN	2	1	3.33	5	5	0	0	0	0	24.1	21	10	9	3	0	12	1	19	1	0	.236
Mahle, T	CIN	1	1	1.75	5	5	0	0	0	0	25.2	14	6	5	2	2	11	0	36	0	0	.159
Miley, W	CIN	3	2	2.67	5	5	0	0	0	0	27.0	19	8	8	3	0	7	0	19	0	0	.188
Pérez, C	CIN	1	2	8.31	10	0	0	0	1	0	8.2	6	10	8	1	0	8	1	8	1	0	.182
Romano, S	CIN	0	0	7.04	10	0	0	0	4	0	15.1	17	13	12	4	0	8	2	7	0	1	.274
Sims, L	CIN	0	1	5.79	10	0	0	0	1	1	9.1	3	7	6	1	2	7	0	15	1	0	.103
Totals		12	13	4.78	25	25	0	1	25	5	222.0	191	128	118	35	13	113	8	241	12	1	.229

May: 12-15 (.244 avg, 4.88 era)

Player	Team	AVG	G	AB	R	H	TB	2B	3B	HR	RBI	BB	IBB	SO	SB	CS	OBP	SLG	OPS
Akiyama, S	CIN	.194	19	36	4	7	8	1	0	0	3	4	0	8	1	1	.275	.222	.497
Barnhart, T	CIN	.279	22	68	12	19	28	6	0	1	8	8	0	20	0	0	.367	.412	.779
Blandino, A	CIN	.146	23	41	4	6	7	1	0	0	1	3	0	17	0	0	.239	.171	.410
Castellanos, N	CIN	.409	24	93	19	38	62	9	0	5	15	12	0	20	0	1	.476	.667	1.143
Castillo, L	CIN	.143	5	7	0	1	1	0	0	0	0	0	0	2	0	0	.143	.143	.286
Farmer, K	CIN	.236	27	89	6	21	31	1	0	3	11	4	0	15	1	1	.281	.348	.630
Heineman, S	CIN	.143	5	7	1	1	4	0	0	1	1	1	0	1	0	0	.250	.571	.821
India, J	CIN	.220	21	59	4	13	20	1	0	2	7	9	0	13	2	1	.352	.339	.691
Moustakas, M	CIN	.243	13	37	5	9	16	1	0	2	8	5	0	8	0	0	.333	.432	.766
Naquin, T	CIN	.239	26	92	8	22	39	5	0	4	16	8	1	25	3	0	.304	.424	.728
Payton, M	CIN	.200	8	10	1	2	2	0	0	0	0	0	0	5	0	0	.200	.200	.400
Schrock, M	CIN	.333	7	21	2	7	15	3	1	1	3	1	0	3	0	0	.364	.714	1.078
Senzel, N	CIN	.250	12	44	7	11	12	1	0	0	3	4	0	6	0	2	.313	.273	.585
Sims, L	CIN	.000	9	0	0	0	0	0	0	0	0	0	0	0	0	0	.000	.000	.000
Stephenson, T	CIN	.188	25	69	8	13	20	4	0	1	5	9	0	14	0	0	.291	.290	.581
Suárez, E	CIN	.186	27	102	15	19	45	2	0	8	17	8	0	30	0	0	.250	.441	.691
Votto, J	CIN	.091	4	11	0	1	1	0	0	0	1	2	0	4	0	0	.286	.091	.377
Winker, J	CIN	.330	25	97	21	32	58	5	0	7	13	11	0	18	0	0	.409	.598	1.007
Reds		.244	27	917	120	224	371	40	1	35	113	93	1	219	7	6	.323	.405	.727
Opponents		.241	27	912	144	220	356	40	6	28	134	109	5	259	18	6	.326	.390	.716

Player	Team	W	L	ERA	G	GS	CGSHO	GF	SV	IP	H	R	ER	HR	HB	BB	IBB	SO	WP	BK	OPP	
																					AVG	
Antone, T	CIN	0	0	2.57	9	0	0	0	2	2	14.0	6	4	4	1	0	4	0	17	0	0	.133
Blandino, A	CIN	0	0	0.00	2	0	0	0	1	0	2.1	1	1	0	0	0	3	0	1	0	0	.143
Brach, B	CIN	0	0	3.60	5	0	0	0	3	0	5.0	5	2	2	1	0	1	0	7	1	0	.250
Castillo, L	CIN	0	6	8.04	6	6	0	0	0	0	28.0	38	29	25	3	1	16	1	29	0	1	.325
De León, J	CIN	0	0	16.20	1	0	0	0	0	0	1.2	3	3	3	0	0	1	0	1	0	0	.500
Doolittle, S	CIN	1	0	2.70	11	0	0	0	1	0	10.0	9	3	3	2	0	3	0	15	0	0	.243
Feliz, M	CIN	0	0	9.95	7	0	0	0	4	0	6.1	9	7	7	1	0	3	0	8	1	0	.321
Feliz, M	PIT	0	0	0.00	1	0	0	0	0	0	2.0	1	0	0	0	0	0	0	1	0	0	.167
Feliz, M	2 Teams	0	0	7.56	8	0	0	0	4	0	8.1	10	7	7	1	0	3	0	9	1	0	.294
Fulmer, C	CIN	0	0	10.13	7	0	0	0	2	0	10.2	15	13	12	2	1	7	0	11	1	0	.333
Garrett, A	CIN	0	0	3.52	9	0	0	0	0	0	7.2	3	3	3	1	0	5	1	12	0	0	.120
Goudeau, A	CIN	0	0	0.00	2	0	0	0	0	0	4.0	1	0	0	0	0	1	0	2	0	0	.077
Gray, S	CIN	1	1	2.20	5	5	0	0	0	0	28.2	21	8	7	3	1	11	0	29	5	0	.196
Gutierrez, V	CIN	0	1	1.80	1	1	0	0	0	0	5.0	2	1	1	1	0	2	0	3	0	0	.118
Hembree, H	CIN	0	1	4.91	10	0	0	0	2	1	11.0	6	7	6	3	1	1	0	15	0	0	.158
Hendrix, R	CIN	1	0	6.00	12	0	0	0	4	0	12.0	13	9	8	2	0	6	1	14	0	0	.277
Hoffman, J	CIN	1	3	6.48	5	5	0	0	0	0	16.2	17	15	12	1	2	15	0	20	3	0	.254
Mahle, T	CIN	3	1	4.85	6	6	0	0	0	0	29.2	31	16	16	5	0	8	0	28	0	0	.265
Miley, W	CIN	2	2	3.97	4	4	1	1	0	0	22.2	23	10	10	0	0	7	0	21	1	0	.256
Pérez, C	CIN	0	0	6.43	7	0	0	0	1	0	7.0	8	5	5	1	0	7	0	5	0	0	.333
Romano, S	CIN	0	0	0.00	4	0	0	0	1	0	5.1	3	1	0	0	0	1	0	5	0	0	.150
Schrock, M	CIN	0	0	0.00	1	0	0	0	1	0	0.2	0	0	0	0	0	0	0	0	0	0	.000
Sims, L	CIN	3	0	5.59	9	0	0	0	3	2	9.2	6	7	6	1	2	5	2	14	1	1	.182
Warren, A	CIN	0	0	0.00	2	0	0	0	1	0	2.0	0	0	0	0	0	2	0	2	0	0	.000
Totals		12	15	4.88	27	27	1	3	26	5	240.0	220	144	130	28	8	109	5	259	13	2	.241

JUNE: 15-12 (.253 avg, 4.48 era)

Player	Team	AVG	G	AB	R	H	TB	2B	3B	HR	RBI	BB	IBB	SO	SB	CS	OBP	SLG	OPS
Akiyama, S	CIN	.250	21	40	3	10	12	2	0	0	3	1	0	7	0	0	.286	.300	.586
Antone, T	CIN	.000	4	0	0	0	0	0	0	0	0	0	0	0	0	0	.000	.000	.000
Aquino, A	CIN	.167	8	18	3	3	9	0	0	2	3	3	0	8	1	1	.286	.500	.786
Barnhart, T	CIN	.232	19	56	6	13	20	4	0	1	8	6	0	18	0	0	.306	.357	.664
Blandino, A	CIN	.500	2	2	0	1	1	0	0	0	0	0	0	1	0	0	.667	.500	1.167
Castellanos, N	CIN	.327	27	107	17	35	59	12	0	4	22	6	2	26	1	0	.365	.551	.917
Farmer, K	CIN	.210	27	81	9	17	23	3	0	1	8	4	0	17	0	0	.283	.284	.567
Freeman, M	CIN	.214	17	28	2	6	6	0	0	0	2	3	1	6	0	1	.290	.214	.505
Heineman, S	CIN	.087	14	23	4	2	5	0	0	1	2	2	0	14	0	0	.192	.217	.410
India, J	CIN	.303	27	99	24	30	45	6	0	3	9	19	0	25	4	2	.425	.455	.880
Lopez, A	CIN	.250	3	4	1	1	1	0	0	0	0	0	0	1	0	0	.250	.250	.500
Naquin, T	CIN	.258	22	62	7	16	27	5	0	2	11	4	0	17	0	1	.309	.435	.744
Payton, M	CIN	.167	7	6	0	1	1	0	0	0	0	1	0	1	0	0	.286	.167	.452
Stephenson, T	CIN	.305	23	59	15	18	32	5	0	3	10	13	1	10	0	0	.453	.542	.996
Suárez, E	CIN	.200	25	90	9	18	32	2	0	4	18	10	0	29	0	1	.291	.356	.647
Votto, J	CIN	.293	21	75	13	22	39	2	0	5	17	9	0	22	1	0	.369	.520	.889
Winker, J	CIN	.283	27	99	19	28	52	6	0	6	19	15	1	14	0	0	.393	.525	.918
Reds		.253	27	893	137	226	371	49	0	32	133	99	5	232	7	6	.339	.415	.755
Opponents		.249	27	920	126	229	411	53	3	41	121	107	9	273	16	2	.333	.447	.780

Player	Team	W	L	ERA	G	GS	CGSHO	GF	SV	IP	H	R	ER	HR	HB	BB	IBB	SO	WP	BK	OPP	
																					AVG	
Antone, T	CIN	1	0	3.18	5	0	0	0	0	5.2	7	2	2	1	0	2	0	5	0	0	.304	
Blandino, A	CIN	0	0	36.00	1	0	0	0	0	1.0	3	4	4	1	0	1	0	0	0	0	.500	
Brach, B	CIN	0	0	2.38	12	0	0	0	1	11.1	7	3	3	0	0	8	1	15	0	0	.171	
Castillo, L	CIN	2	2	1.71	5	5	0	0	0	31.2	19	7	6	1	1	12	0	32	0	0	.173	
Doolittle, S	CIN	0	0	6.75	10	0	0	0	1	8.0	14	7	6	2	1	5	2	3	0	0	.378	
Feliz, M	CIN	0	0	135.00	2	0	0	0	1	0.1	4	5	5	1	0	1	0	1	0	0	.800	
Freeman, M	CIN	0	0	0.00	1	0	0	0	1	0.1	0	0	0	0	0	0	0	1	0	0	.000	
Garrett, A	CIN	0	1	7.27	13	0	0	0	5	3	8.2	10	7	7	3	0	3	1	14	0	.286	
Goudeau, A	CIN	0	0	7.20	3	0	0	0	2	5.0	7	4	4	1	0	8	3	3	0	0	.333	
Gray, S	CIN	0	1	3.52	2	2	0	0	0	7.2	8	4	3	2	1	1	0	13	1	0	.258	
Gutierrez, V	CIN	3	2	5.40	6	6	0	0	0	33.1	33	20	20	7	1	17	0	27	2	2	.256	
Hembree, H	CIN	2	2	7.84	12	0	0	0	4	10.1	10	11	9	5	0	7	0	22	0	0	.244	
Hendrix, R	CIN	1	1	6.97	11	0	0	0	1	10.1	10	8	8	3	1	6	1	11	3	0	.256	
Mahle, T	CIN	3	1	4.34	5	5	0	0	0	29.0	24	14	14	4	4	8	0	41	2	0	.222	
Miley, W	CIN	1	0	2.81	5	5	0	0	0	32.0	27	11	10	3	1	8	0	29	0	0	.221	
Osich, J	CIN	0	0	1.59	5	0	0	0	2	5.2	5	1	1	1	0	1	0	3	0	0	.250	
Pérez, C	CIN	0	0	9.00	3	0	0	0	2	3.0	3	3	3	1	0	3	0	3	0	0	.250	
Santillan, T	CIN	1	2	3.78	4	4	0	0	0	16.2	18	8	7	3	3	10	0	20	0	0	.281	
Sims, L	CIN	1	0	3.72	9	0	0	0	5	4	9.2	14	4	4	1	0	3	1	15	0	.333	
Warren, A	CIN	0	0	2.89	10	0	0	0	2	0	9.1	6	3	3	1	0	3	0	15	0	.182	
Totals		15	12	4.48	27	27	0	0	27	9	239.0	229	126	119	41	13	107	9	273	8	2	.249

July: 16-10 (.258 avg, 4.04 era)

Player	Team	AVG	G	AB	R	H	TB	2B	3B	HR	RBI	BB	IBB	SO	SB	CS	OBP	SLG	OPS
Akiyama, S	CIN	.163	20	43	4	7	10	3	0	0	4	2	0	10	1	2	.245	.233	.478
Aquino, A	CIN	.250	20	44	7	11	21	2	1	2	6	10	0	23	0	1	.375	.477	.852
Barnhart, T	CIN	.255	18	55	2	14	16	2	0	0	6	2	0	13	0	0	.305	.291	.596
Castellanos, N	CIN	.214	12	42	6	9	17	2	0	2	6	4	2	13	0	0	.298	.405	.703
Farmer, K	CIN	.395	22	81	15	32	56	7	1	5	9	4	1	15	1	1	.456	.691	1.147
Freeman, M	CIN	.172	17	29	4	5	5	0	0	0	1	2	0	14	1	0	.250	.172	.422
India, J	CIN	.319	25	91	20	29	48	7	0	4	12	18	0	27	1	0	.470	.527	.998
Lopez, A	CIN	.333	8	15	2	5	5	0	0	0	0	0	0	2	0	0	.333	.333	.667
Lorenzen, M	CIN	.000	3	1	1	0	0	0	0	0	0	0	0	1	0	0	.000	.000	.000
Naquin, T	CIN	.218	25	87	8	19	26	4	0	1	9	5	0	22	0	0	.269	.299	.568
Schrock, M	CIN	.143	7	7	0	1	2	1	0	0	2	2	0	3	0	0	.333	.286	.619
Stephenson, T	CIN	.322	21	59	10	19	22	3	0	0	9	5	0	11	0	0	.368	.373	.740
Suárez, E	CIN	.176	25	91	10	16	33	5	0	4	13	9	0	29	0	0	.257	.363	.620
Votto, J	CIN	.319	26	94	18	30	69	4	1	11	25	19	2	28	0	0	.440	.734	1.174
Winker, J	CIN	.241	25	108	12	26	42	10	0	2	11	10	0	20	1	0	.311	.389	.700
Reds		.258	26	898	121	232	382	51	3	31	114	93	5	248	5	4	.343	.425	.768
Opponents		.257	26	905	121	233	389	42	3	36	111	106	2	237	14	4	.343	.430	.773

Player	Team	W	L	ERA	G	GS	CG	SHO	GF	SV	IP	H	R	ER	HR	HB	BB	IBB	SO	WP	BK	OPP
																						AVG
Alaniz, R	CIN	0	0	3.38	3	0	0	0	0	0	2.2	1	1	1	1	1	3	0	3	0	0	.111
Brach, B	CIN	1	1	6.17	14	0	0	0	0	0	11.2	12	12	8	2	1	5	1	10	1	0	.255
Castillo, L	CIN	2	0	2.15	6	6	0	0	0	0	37.2	28	9	9	3	1	18	1	41	0	0	.209
Cessa, L	CIN	0	1	0.00	2	0	0	0	1	0	1.0	1	1	0	0	0	0	0	1	0	0	.250
Cessa, L	NYG	2	0	0.00	3	0	0	0	0	0	5.2	1	0	0	0	0	2	0	2	0	0	.059
Cessa, L 2 Teams		2	1	0.00	5	0	0	0	1	0	6.2	2	1	0	0	0	2	0	3	0	0	.095
Doolittle, S	CIN	0	1	2.70	9	0	0	0	1	0	6.2	5	3	2	0	0	3	0	5	0	0	.200
García, E	CIN	0	1	16.62	5	0	0	0	1	0	4.1	10	10	8	2	0	1	0	4	1	0	.435
Garrett, A	CIN	0	1	4.15	13	0	0	0	6	2	8.2	10	4	4	0	0	5	0	16	0	1	.286
Givens, M	CIN	0	0	0.00	2	0	0	0	0	0	2.0	1	0	0	0	0	1	0	4	0	0	.143
Givens, M	COL	1	0	2.57	7	0	0	0	3	0	7.0	7	3	2	1	0	3	0	9	0	0	.259
Givens, M2 Teams		1	0	2.00	9	0	0	0	3	0	9.0	8	3	2	1	0	4	0	13	0	0	.235
Gray, S	CIN	2	2	5.88	5	5	0	0	0	0	26.0	31	17	17	3	2	9	0	31	0	0	.301
Gutierrez, V	CIN	2	0	4.43	4	4	0	0	0	0	22.1	24	11	11	4	2	9	0	12	0	0	.282
Hembree, H	CIN	0	2	3.46	14	0	0	0	8	7	13.0	7	5	5	1	1	5	0	20	1	0	.152
Hendrix, R	CIN	2	0	5.87	10	0	0	0	4	0	7.2	10	6	5	3	0	2	0	8	3	0	.313
Hoffman, J	CIN	0	1	6.43	3	1	0	0	0	0	7.0	9	5	5	2	0	5	0	5	0	0	.290
Lorenzen, M	CIN	0	0	0.00	3	0	0	0	0	0	3.0	1	0	0	0	0	1	0	3	0	0	.100
Mahle, T	CIN	1	0	3.62	5	5	0	0	0	0	27.1	25	12	11	5	2	16	0	28	1	0	.243
Miley, W	CIN	2	0	2.51	5	5	0	0	0	0	32.1	35	10	9	3	0	14	0	19	1	0	.287
Osich, J	CIN	2	0	7.27	12	0	0	0	1	1	8.2	10	8	7	3	0	4	0	6	0	0	.286
Pérez, C	CIN	0	0	2.70	3	0	0	0	1	0	3.1	4	3	1	2	0	2	0	6	0	0	.267
Santillan, T	CIN	0	0	5.40	6	0	0	0	2	0	6.2	6	4	4	2	2	1	0	10	1	0	.240
Warren, A	CIN	2	0	0.00	6	0	0	0	1	0	3.0	3	0	0	0	1	1	0	4	0	0	.273
Wilson, J	CIN	0	0	0.00	1	0	0	0	0	0	1.0	0	0	0	0	0	1	0	1	0	0	.000
Wilson, J	NYG	0	0	14.73	5	0	0	0	1	0	3.2	5	6	6	1	0	3	0	2	0	0	.313
Wilson, J 2 Teams		0	0	11.57	6	0	0	0	1	0	4.2	5	6	6	1	0	4	0	3	0	0	.263
Totals		16	10	4.04	26	26	0	1	26	10	236.0	233	121	106	36	13	106	2	237	9	1	.257

August: 16-12 (.241 avg, 3.61 era)

Player	Team	AVG	G	AB	R	H	TB	2B	3B	HR	RBI	BB	IBB	SO	SB	CS	OBP	SLG	OPS
Akiyama, S	CIN	.200	21	35	5	7	8	1	0	0	2	7	1	13	0	0	.333	.229	.562
Aquino, A	CIN	.123	25	65	8	8	17	3	0	2	5	6	1	24	0	0	.208	.262	.470
Barnhart, T	CIN	.273	17	55	6	15	28	4	0	3	11	2	1	14	0	0	.300	.509	.809
Barrera, J	CIN	.167	6	12	1	2	3	1	0	0	0	1	0	4	0	0	.286	.250	.536
Cabrera, A	ARI	.254	21	71	7	18	29	5	0	2	8	3	0	21	0	0	.284	.408	.692
Cabrera, A	CIN	.000	3	5	0	0	0	0	0	0	0	0	0	2	0	0	.000	.000	.000
Cabrera, A	2 Teams	.237	24	76	7	18	29	5	0	2	8	3	0	23	0	0	.266	.382	.647
Castellanos, N	CIN	.261	24	88	16	23	44	3	0	6	13	5	0	24	0	0	.327	.500	.826
Farmer, K	CIN	.240	25	100	10	24	37	5	1	2	14	2	0	18	0	0	.260	.370	.630
Freeman, M	CIN	.000	3	2	0	0	0	0	0	0	0	0	0	0	0	0	.000	.000	.000
India, J	CIN	.243	28	107	22	26	55	8	0	7	17	8	0	36	2	0	.308	.514	.822
Moustakas, M	CIN	.170	18	53	6	9	20	5	0	2	6	6	0	18	0	0	.254	.377	.632
Naquin, T	CIN	.386	25	83	19	32	61	9	1	6	13	11	0	20	1	1	.457	.735	1.192
Schrock, M	CIN	.538	7	13	5	7	10	0	0	1	2	2	1	1	0	0	.600	.769	1.369
Stephenson, T	CIN	.291	22	55	8	16	31	3	0	4	10	6	0	16	0	0	.355	.564	.918
Suárez, E	CIN	.140	19	57	8	8	19	2	0	3	9	8	0	21	0	0	.242	.333	.576
Votto, J	CIN	.247	27	93	14	23	49	5	0	7	24	16	2	34	0	0	.354	.527	.881
Winker, J	CIN	.371	12	35	9	13	28	6	0	3	12	11	0	4	0	0	.542	.800	1.342
Reds		.241	28	910	142	219	417	56	2	46	140	92	6	267	3	1	.316	.458	.775
Opponents		.233	28	902	102	210	347	52	5	25	99	92	2	245	8	4	.310	.385	.694

Player	Team	W	L	ERA	G	GS	CG	SHO	GF	SV	IP	H	R	ER	HR	HB	BB	IBB	SO	WP	BK	AVG
Antone, T	CIN	0	0	--	1	0	0	0	0	0	0.0	0	1	1	0	0	1	0	0	0	0	.000
Brach, B	CIN	0	0	45.00	2	0	0	0	0	0	1.0	2	5	5	1	0	3	0	0	0	0	.400
Castillo, L	CIN	2	4	4.58	6	6	0	0	0	0	35.1	35	18	18	5	2	11	0	38	0	0	.259
Cessa, L	CIN	1	0	2.61	11	0	0	0	0	0	10.1	12	3	3	1	0	1	0	6	0	0	.293
Doolittle, S	CIN	0	0	6.75	4	0	0	0	3	0	4.0	3	3	3	1	0	1	0	5	0	0	.200
Doolittle, S	SEA	0	0	0.00	3	0	0	0	2	0	3.0	4	0	0	0	0	2	0	3	0	0	.308
Doolittle, S2 Teams		0	0	3.86	7	0	0	0	5	0	7.0	7	3	3	1	0	3	0	8	0	0	.250
Garrett, A	CIN	0	0	4.50	7	0	0	0	2	0	4.0	4	4	2	0	0	6	1	4	2	0	.222
Givens, M	CIN	0	0	1.86	10	0	0	0	5	4	9.2	5	2	2	0	0	6	1	7	0	1	.167
Gray, S	CIN	3	0	2.93	5	5	0	0	0	0	27.2	17	9	9	1	2	12	0	28	0	0	.175
Gutierrez, V	CIN	4	2	2.80	6	6	0	0	0	0	35.1	33	11	11	3	1	7	0	33	1	0	.250
Hembree, H	CIN	0	2	19.29	6	0	0	0	1	0	4.2	9	10	10	1	0	4	0	7	0	0	.391
Hembree, H	NYM	0	0	0.00	3	0	0	0	2	0	3.0	1	0	0	0	0	1	0	3	0	0	.100
Hembree, H2 Teams		0	2	11.74	9	0	0	0	3	0	7.2	10	10	10	1	0	5	0	10	0	0	.303
Hoffman, J	CIN	0	0	1.29	9	0	0	0	3	0	14.0	11	2	2	2	1	5	0	17	2	0	.220
Lorenzen, M	CIN	0	1	3.09	11	0	0	0	3	3	11.2	9	4	4	0	0	7	0	9	0	0	.220
Mahle, T	CIN	2	2	3.44	6	6	0	0	0	0	36.2	32	14	14	5	2	6	0	41	0	0	.237
Miley, W	CIN	3	0	2.05	5	5	0	0	0	0	30.2	26	7	7	1	2	10	0	24	0	0	.241
Santillan, T	CIN	0	0	1.69	5	0	0	0	2	0	5.1	4	1	1	1	1	5	0	7	0	0	.222
Sims, L	CIN	1	1	6.75	7	0	0	0	3	0	6.2	4	6	5	2	0	3	0	11	0	0	.167
Wilson, J	CIN	0	0	1.86	11	0	0	0	6	0	9.2	4	2	2	1	0	4	0	8	0	0	.133
Totals		16	12	3.61	28	28	0	2	28	7	246.2	210	102	99	25	11	92	2	245	5	1	.233

September/October: 12-17 (.251 avg, 4.67 era)

Team	AVG	G	AB	R	H	2B	3B	HR	RBI	BB	IBB	SO	SB	CS	OBP	SLG	OPS	
Akiyama, S	CIN	.250	7	8	0	2	1	0	0	0	0	2	0	0	.250	.375	.625	
Aquino, A	CIN	.235	21	34	5	8	0	0	2	6	7	0	15	1	0	.366	.412	.778
Barnhart, T	CIN	.155	21	58	4	9	0	0	0	6	5	0	12	0	0	.234	.155	.389
Barrero, J	CIN	.211	15	38	3	8	3	1	0	3	2	0	13	1	0	.286	.342	.628
Cabrera, A	CIN	.095	17	21	0	2	0	0	0	2	3	0	5	0	0	.231	.095	.326
Castellanos, N	CIN	.283	28	106	20	30	6	0	10	28	9	1	18	1	0	.328	.623	.951
DeShields, D	CIN	.255	25	47	4	12	5	0	1	6	9	0	11	2	1	.375	.426	.801
Farmer, K	CIN	.291	23	86	13	25	4	0	4	15	4	0	22	0	0	.333	.477	.810
Friedl, T	CIN	.290	14	31	9	9	1	0	1	2	4	0	2	0	0	.361	.419	.780
India, J	CIN	.266	28	109	19	29	11	0	4	10	12	0	20	3	0	.357	.477	.834
Lopez, A	CIN	.000	3	4	0	0	0	0	0	0	0	0	2	0	0	.000	.000	.000
Moustakas, M	CIN	.186	16	43	0	8	2	0	0	3	0	0	10	0	0	.186	.233	.419
Naquin, T	CIN	.217	8	23	0	5	0	1	0	2	0	0	3	0	0	.217	.304	.521
Schrock, M	CIN	.267	27	75	11	20	3	1	1	7	3	0	12	1	1	.291	.373	.664
Stephenson, T	CIN	.290	26	69	7	20	4	0	1	5	6	0	14	0	0	.342	.391	.733
Suárez, E	CIN	.370	25	73	15	27	8	0	8	13	11	0	22	0	0	.460	.808	1.268
Votto, J	CIN	.250	26	80	19	20	6	0	8	16	22	2	18	0	0	.412	.625	1.037
Winker, J	CIN	.000	1	3	0	0	0	0	0	0	0	0	0	0	0	.250	.000	.250
Reds		.251	29	953	130	239	55	3	40	126	97	3	219	9	2	.325	.441	.766

Player	Team	W	L	ERA	G	GS	CGSHO	GF	SV	IP	H	R	ER	HR	HB	BB	IBB	SO	WP	BK	OPP	AVG
Brach, B	CIN	0	1	27.00	2	0	0	0	1	0	1.0	4	4	3	1	0	1	0	1	0	0	.800
Castillo, L	CIN	1	2	2.35	5	5	0	0	0	30.2	29	10	8	2	0	11	1	33	0	0	.254	
Cessa, L	CIN	1	0	1.80	11	0	0	0	1	0	15.0	11	3	3	2	0	1	0	16	1	0	.208
Garrett, A	CIN	0	1	4.76	12	0	0	0	5	0	11.1	9	6	6	1	0	3	0	11	2	0	.214
Givens, M	CIN	1	1	7.45	11	0	0	0	8	4	9.2	12	9	8	2	0	6	1	9	0	0	.300
Gray, S	CIN	1	3	5.12	6	6	0	0	0	0	31.2	22	20	18	7	2	9	0	31	1	0	.186
Gutierrez, V	CIN	0	1	8.50	5	5	0	0	0	0	18.0	23	18	17	5	0	11	0	13	0	0	.311
Hoffman, J	CIN	0	0	7.36	9	0	0	0	4	0	11.0	12	9	9	4	2	8	1	18	3	0	.267
Lorenzen, M	CIN	1	1	8.79	13	0	0	0	2	1	14.1	16	14	14	2	1	6	0	9	5	0	.281
Mahle, T	CIN	3	1	4.26	6	6	0	0	0	0	31.2	32	16	15	3	0	15	0	36	1	0	.260
Miley, W	CIN	1	3	8.35	4	4	0	0	0	0	18.1	36	18	17	7	0	4	0	13	0	0	.429
Moreta, D	CIN	0	0	2.45	4	0	0	0	3	0	3.2	2	1	1	1	0	1	0	4	0	0	.154
O'Brien, R	CIN	0	1	13.50	1	1	0	0	0	0	1.1	2	2	2	2	0	3	0	2	0	0	.333
Pérez, C	CIN	0	0	0.00	2	0	0	0	0	0	2.0	0	0	0	0	0	0	0	3	0	0	.000
Sanmartin, R	CIN	2	0	1.54	2	2	0	0	0	0	11.2	12	2	2	0	0	2	0	11	1	1	.267
Santillan, T	CIN	0	1	1.23	11	0	0	0	1	0	14.2	6	2	2	1	1	5	0	19	0	0	.120
Schrock, M	CIN	0	0	0.00	1	0	0	0	1	0	1.0	0	0	0	0	0	0	0	1	0	0	.000
Sims, L	CIN	0	1	1.54	12	0	0	0	1	0	11.2	7	2	2	1	0	0	0	21	0	0	.167
Warren, A	CIN	1	0	0.00	8	0	0	0	2	0	6.2	2	0	0	0	0	2	1	13	0	0	.091
Wilson, J	CIN	0	0	5.06	9	0	0	0	0	0	5.1	10	3	3	0	0	2	0	5	1	0	.385
Reds		12	17	4.67	29	29	0	0	29	5	250.2	247	139	130	41	6	90	4	269	15	1	.255

Reds vs Lefthanders

Player	Team	AVG	PA	AB	H	TB	2B	3B	HR	RBI	BB	IBB	SO	OBP	SLG	OPS
Akiyama, S	CIN	.240	24	25	6	7	1	0	0	1	5	0	5	.387	.280	.667
Aquino, A	CIN	.198	57	81	16	36	2	0	6	13	15	1	28	.316	.444	.761
Barnhart, T	CIN	.255	48	55	14	21	4	0	1	7	2	0	17	.288	.382	.670
Barrera, J	CIN	.227	12	22	5	7	2	0	0	2	1	0	6	.261	.318	.579
Blandino, A	CIN	.176	12	17	3	4	1	0	0	3	2	0	6	.263	.235	.498
Cabrera, A	ARI	.290	53	93	27	42	9	0	2	15	10	1	20	.356	.452	.807
Cabrera, A	CIN	.063	12	16	1	1	0	0	0	1	2	0	5	.211	.063	.273
Cabrera, A 2 Teams		.257	65	109	28	43	9	0	2	16	12	1	25	.333	.394	.728
Castellanos, N	CIN	.306	77	144	44	85	11	0	10	28	10	2	32	.355	.590	.945
Castillo, L	CIN	.100	10	10	1	1	0	0	0	1	0	0	2	.100	.100	.200
DeShields, D	CIN	.182	15	22	4	6	2	0	0	1	5	0	6	.333	.273	.606
Farmer, K	CIN	.257	70	113	29	54	4	0	7	10	6	0	20	.311	.478	.789
Freeman, M	CIN	.231	10	13	3	3	0	0	0	1	1	0	5	.286	.231	.516
Friedl, T	CIN	.333	5	6	2	3	1	0	0	0	0	0	0	.333	.500	.833
India, J	CIN	.297	80	138	41	60	10	0	3	14	18	1	28	.390	.435	.825
Lopez, A	CIN	.286	10	14	4	4	0	0	0	0	0	0	2	.286	.286	.571
Moustakas, M	CIN	.086	30	35	3	4	1	0	0	1	5	0	11	.214	.114	.329
Naquin, T	CIN	.197	49	61	12	16	1	0	1	6	8	0	18	.300	.262	.562
Payton, M	CIN	.500	3	4	2	2	0	0	0	0	0	0	1	.500	.500	1.000
Schrock, M	CIN	.100	9	10	1	2	1	0	0	2	1	0	4	.182	.200	.382
Senzel, N	CIN	.333	13	18	6	7	1	0	0	1	1	0	3	.350	.389	.739
Stephenson, T	CIN	.291	73	127	37	58	9	0	4	18	13	1	20	.357	.457	.813
Suárez, E	CIN	.172	84	134	23	47	6	0	6	14	16	0	53	.268	.351	.619
Votto, J	CIN	.215	92	144	31	56	8	1	5	27	19	0	47	.313	.389	.702
Winker, J	CIN	.176	63	102	18	29	2	0	3	15	15	0	28	.288	.284	.572
Reds		.225	131	1395	314	527	67	1	48	170	151	5	374	.307	.378	.685
Opponents		.232	162	2359	548	959	105	18	90	336	317	17	673	.328	.407	.735

Player	Team	AVG	AB	H	2B	3B	HR	RBI	BB	IBB	SO	OBP	SLG	OPS
Alaniz, R	CIN	.167	6	1	0	0	1	1	2	0	2	.375	.667	1.042
Antone, T	CIN	.172	58	10	1	0	2	10	6	0	22	.273	.293	.566
Bedrosian, C	CIN	.375	8	3	1	0	0	2	4	0	1	.538	.500	1.038
Blandino, A	CIN	.375	8	3	0	0	1	4	2	0	0	.500	.750	1.250
Brach, B	CIN	.250	44	11	3	0	3	10	8	1	9	.358	.523	.881
Castillo, L	CIN	.245	347	85	18	4	7	38	54	2	96	.349	.380	.729
Cessa, L	CIN	.250	48	12	2	1	3	7	1	0	15	.265	.521	.786
De León, J	CIN	.294	34	10	2	0	3	10	9	0	13	.442	.618	1.060
Doolittle, S	CIN	.229	70	16	4	2	2	17	5	0	23	.276	.429	.705
Feliz, M	CIN	.357	14	5	0	0	1	6	1	0	4	.400	.571	.971
Fulmer, C	CIN	.233	43	10	2	0	1	4	8	0	12	.365	.349	.714
García, E	CIN	.333	9	3	0	0	0	1	1	0	0	.400	.333	.733
Garrett, A	CIN	.226	84	19	2	0	3	12	15	0	35	.343	.357	.701
Givens, M	CIN	.278	36	10	3	0	1	7	10	2	7	.426	.444	.870
Goudeau, A	CIN	.222	18	4	3	0	0	3	5	3	3	.391	.389	.780
Gray, S	CIN	.208	236	49	8	4	8	33	28	0	80	.300	.377	.677
Gutierrez, V	CIN	.255	212	54	12	2	13	31	27	0	33	.336	.514	.850
Hembree, H	CIN	.295	61	18	6	0	6	17	6	0	21	.358	.689	1.047
Hendrix, R	CIN	.212	52	11	4	1	3	10	6	2	13	.295	.500	.795
Hoffman, J	CIN	.261	134	35	11	0	7	19	28	2	32	.405	.500	.905
Lorenzen, M	CIN	.226	62	14	3	0	2	10	9	0	10	.319	.371	.690
Mahle, T	CIN	.198	333	66	13	1	6	24	34	0	115	.276	.297	.573
Miley, W	CIN	.218	124	27	3	0	3	12	7	0	30	.265	.315	.580
Moreta, D	CIN	.250	8	2	0	0	1	4	0	0	1	.250	.625	.875
O'Brien, R	CIN	.500	2	1	0	0	1	1	3	0	1	.800	2.000	2.800
Osich, J	CIN	.296	27	8	0	0	1	5	1	0	3	.321	.407	.729
Pérez, C	CIN	.222	36	8	0	1	2	9	5	0	9	.317	.444	.762
Romano, S	CIN	.194	36	7	0	0	1	3	5	2	6	.293	.278	.570
Sanmartín, R	CIN	.158	19	3	2	0	0	0	1	0	7	.200	.263	.463
Santillan, T	CIN	.242	66	16	0	2	2	8	11	0	21	.386	.394	.780
Schrock, M	CIN	.000	3	0	0	0	0	0	0	0	0	.000	.000	.000
Sims, L	CIN	.214	70	15	0	0	4	13	11	2	33	.341	.386	.727
Warren, R	CIN	.143	28	4	2	0	1	3	2	1	12	.226	.321	.547
Wilson, J	CIN	.348	23	8	0	0	1	2	2	0	4	.400	.478	.878
Totals		.232	2359	548	105	18	90	336	317	17	673	.328	.407	.735

Reds vs Righthanders

Player	Team	AVG	PA	AB	H	TB	2B	3B	HR	RBI	BB	IBB	SO	OBP	SLG	OPS
Akiyama, S	CIN	.197	78	137	27	34	7	0	0	11	9	1	35	.260	.248	.508
Alaniz, R	CIN	.000	1	1	0	0	0	0	0	0	0	0	1	.000	.000	.000
Antone, T	CIN	.000	2	2	0	0	0	0	0	0	0	0	2	.000	.000	.000
Aquino, A	CIN	.183	58	93	17	35	4	1	4	10	12	1	47	.283	.376	.659
Barnhart, T	CIN	.246	112	293	72	107	17	0	6	41	27	1	83	.322	.365	.687
Barrero, J	CIN	.179	15	28	5	9	2	1	0	1	2	0	11	.303	.321	.624
Blandino, A	CIN	.208	33	53	11	14	3	0	0	2	6	0	22	.333	.264	.598
Cabrera, A	ARI	.221	80	190	42	69	12	0	5	25	23	0	53	.309	.363	.672
Cabrera, A	CIN	.100	11	10	1	1	0	0	0	1	1	0	2	.167	.100	.267
Cabrera, A	2 Teams	.215	91	200	43	70	12	0	5	26	24	0	55	.301	.350	.651
Castellanos, N	CIN	.310	135	387	120	221	27	1	24	72	31	3	89	.365	.571	.936
Castillo, L	CIN	.179	25	39	7	9	2	0	0	1	1	0	21	.200	.231	.431
De León, J	CIN	.250	4	4	1	1	0	0	0	1	0	0	2	.250	.250	.500
DeShields, D	CIN	.320	15	25	8	14	3	0	1	5	4	0	5	.414	.560	.974
Farmer, K	CIN	.285	137	370	98	147	18	2	9	53	16	1	77	.318	.397	.715
Freeman, M	CIN	.174	27	46	8	8	0	0	0	2	4	1	15	.255	.174	.429
Friedl, T	CIN	.280	14	25	7	10	0	0	1	2	4	0	2	.367	.400	.767
Fulmer, C	CIN	.000	1	1	0	0	0	0	0	0	0	0	0	.000	.000	.000
Goudeau, A	COL	.200	5	5	1	1	0	0	0	0	0	0	3	.200	.200	.400
Gray, S	CIN	.143	17	28	4	4	0	0	0	0	0	0	8	.143	.143	.286
Gutierrez, V	CIN	.045	17	22	1	1	0	0	0	1	2	0	12	.125	.045	.170
Heineman, S	CIN	.000	6	5	0	0	0	0	0	0	0	0	4	.167	.000	.167
Hendrix, R	CIN	.000	1	1	0	0	0	0	0	0	0	0	0	.000	.000	.000
Hoffman, J	CIN	.077	11	13	1	1	0	0	0	0	0	0	3	.077	.077	.154
India, J	CIN	.259	146	394	102	184	24	2	18	55	53	0	113	.372	.467	.839
Lopez, A	CIN	.222	6	9	2	2	0	0	0	0	0	0	3	.222	.222	.444
Mahle, T	CIN	.075	23	40	3	3	0	0	0	1	3	0	14	.140	.075	.214
Miley, W	CIN	.227	26	44	10	13	3	0	0	3	3	0	11	.277	.295	.572
Moustakas, M	CIN	.236	56	148	35	64	11	0	6	21	13	0	35	.299	.432	.731
Naquin, T	CIN	.283	123	350	99	180	23	2	18	64	27	1	88	.339	.514	.853
Payton, M	CIN	.111	20	18	2	2	0	0	0	0	2	0	6	.200	.111	.311
Pérez, C	CIN	.000	2	2	0	0	0	0	0	0	0	0	0	.000	.000	.000
Romano, S	CIN	.000	1	1	0	0	0	0	0	0	0	0	1	.000	.000	.000
Sanmartin, R	CIN	.000	2	5	0	0	0	0	0	0	0	0	4	.000	.000	.000
Santillan, T	CIN	.167	5	6	1	2	1	0	0	0	0	0	2	.167	.333	.500
Schrock, M	CIN	.304	48	115	35	54	6	2	3	12	7	1	20	.341	.470	.811
Senzel, N	CIN	.237	35	93	22	28	3	0	1	7	11	0	13	.317	.301	.618
Sims, L	CIN	.000	1	1	0	0	0	0	0	0	0	0	0	.000	.000	.000
Stephenson, T	CIN	.283	108	223	63	93	12	0	6	27	28	0	55	.371	.417	.788
Suárez, E	CIN	.208	133	371	77	169	17	0	25	65	40	0	118	.292	.456	.748
Votto, J	CIN	.289	121	304	88	196	15	0	31	72	58	6	80	.403	.645	1.048
Winker, J	CIN	.346	107	321	111	206	30	1	21	56	38	1	47	.428	.642	1.070
Reds		.258	162	4028	1038	1812	228	12	174	586	402	17	1051	.335	.450	.785
Opponents		.254	162	3081	782	1310	156	12	116	380	300	13	851	.326	.425	.751

Player	Team	AVG	AB	H	2B	3B	HR	RBI	BB	IBB	SO	OBP	SLG	OPS
Alaniz, R	CIN	.000	3	0	0	0	0	0	1	0	1	.400	.000	.400
Antone, T	CIN	.130	54	7	1	0	1	5	7	0	20	.242	.204	.446
Bedrosian, C	CIN	.412	17	7	0	0	2	4	2	0	6	.450	.765	1.215
Brach, B	CIN	.257	74	19	5	0	2	13	10	1	24	.353	.405	.758
Castillo, L	CIN	.264	364	96	16	3	12	45	21	2	96	.312	.423	.735
Cessa, L	CIN	.240	50	12	2	0	0	3	1	0	8	.255	.280	.535
De León, J	CIN	.286	42	12	3	0	1	9	2	0	20	.333	.429	.762
Doolittle, S	CIN	.300	80	24	7	0	4	12	13	3	18	.400	.538	.938
Feliz, M	CIN	.421	19	8	0	0	1	3	3	0	5	.500	.579	1.079
Fulmer, C	CIN	.291	55	16	3	1	2	11	5	0	12	.365	.491	.856
García, E	CIN	.500	14	7	2	1	2	5	0	0	4	.500	1.214	1.714
Garrett, A	CIN	.267	101	27	8	0	6	19	14	4	26	.357	.525	.881
Givens, M	CIN	.195	41	8	4	0	1	5	3	0	13	.244	.366	.610
Goudeau, A	CIN	.250	16	4	1	0	1	2	4	0	2	.400	.500	.900
Gray, S	CIN	.239	276	66	7	1	11	31	22	1	75	.305	.391	.696
Gutierrez, V	CIN	.271	225	61	14	0	7	23	19	0	55	.336	.427	.763
Hembree, H	CIN	.144	97	14	2	0	4	11	13	0	47	.259	.289	.548
Hendrix, R	CIN	.310	71	22	2	0	5	15	10	0	22	.395	.549	.944
Hoffman, J	CIN	.236	148	35	4	1	5	19	17	0	47	.313	.378	.692
Lorenzen, M	CIN	.261	46	12	2	0	0	4	5	0	11	.346	.304	.650
Mahle, T	CIN	.270	341	92	18	2	18	43	30	0	95	.342	.493	.835
Miley, W	CIN	.276	503	139	32	2	14	46	43	0	95	.335	.431	.766
Moreta, D	CIN	.000	5	0	0	0	0	0	1	0	3	.167	.000	.167
O'Brien, R	CIN	.250	4	1	0	0	1	1	0	0	1	.250	1.000	1.250
Osich, J	CIN	.250	28	7	1	0	3	5	4	0	6	.344	.607	.951
Pérez, C	CIN	.241	54	13	2	0	3	10	15	1	16	.400	.444	.844
Romano, S	CIN	.283	46	13	1	1	3	10	4	0	6	.340	.543	.884
Sanmartin, R	CIN	.346	26	9	2	0	0	1	1	0	4	.370	.423	.793
Santillan, T	CIN	.198	91	18	4	0	5	9	10	0	35	.283	.407	.690
Sims, L	CIN	.190	100	19	11	0	2	12	7	1	43	.245	.360	.606
Warren, A	CIN	.159	44	7	1	0	0	0	6	0	22	.260	.182	.442
Wilson, J	CIN	.167	36	6	1	0	0	4	5	0	10	.268	.194	.463
Totals		.254	3081	782	156	12	116	380	300	13	851	.326	.425	.751

2021 REVIEW

Reds At Home

Player	Team	AVG	G	AB	R	H	TB	2B	3B	HR	RBI	BB	IBB	SO	SB	CS	OBP	SLG	OPS
Akiyama, S	CIN	.179	40	67	10	12	15	3	0	0	4	10	1	17	0	1	.300	.224	.524
Aquino, A	CIN	.235	45	81	14	19	41	4	0	6	13	15	1	32	1	1	.361	.506	.867
Barnhart, T	CIN	.246	60	171	21	42	67	7	0	6	25	17	1	44	0	0	.321	.392	.713
Barrero, J	CIN	.217	12	23	3	5	7	2	0	0	1	2	0	8	0	0	.357	.304	.662
Blandino, A	CIN	.273	23	33	4	9	13	4	0	0	3	1	0	16	0	0	.294	.394	.688
Cabrera, A	ARI	.275	38	120	16	33	52	10	0	3	23	18	0	32	1	0	.371	.433	.805
Cabrera, A	CIN	.182	10	11	0	2	2	0	0	0	0	3	0	4	0	0	.357	.182	.539
Cabrera, A	2 Teams	.267	48	131	16	35	54	10	0	3	23	21	0	36	1	0	.370	.412	.782
Castellanos, N	CIN	.359	69	262	61	94	184	19	1	23	72	21	4	62	1	1	.407	.702	1.109
DeShields, D	CIN	.296	14	27	2	8	14	3	0	1	4	7	0	8	2	1	.441	.519	.960
Farmer, K	CIN	.276	78	254	33	70	112	15	0	9	38	15	1	59	1	1	.330	.441	.771
Freeman, M	CIN	.217	18	23	3	5	5	0	0	0	2	1	0	8	0	1	.250	.217	.467
Friedl, T	CIN	.471	9	17	7	8	11	0	0	1	2	1	0	0	0	0	.474	.647	1.121
India, J	CIN	.268	77	276	56	74	122	19	1	9	38	35	1	74	5	0	.369	.442	.811
Lopez, A	CIN	.353	11	17	3	6	6	0	0	0	0	0	0	4	0	0	.353	.353	.706
Moustakas, M	CIN	.203	28	79	12	16	32	7	0	3	10	13	0	23	0	0	.316	.405	.721
Naquin, T	CIN	.273	63	205	30	56	107	8	2	13	42	18	1	54	1	1	.335	.522	.857
Payton, M	CIN	.231	14	13	2	3	3	0	0	0	2	0	4	0	0	0	.333	.231	.564
Schrock, M	CIN	.254	26	59	10	15	28	3	2	2	9	3	0	13	0	0	.286	.475	.760
Senzel, N	CIN	.204	17	49	12	10	15	2	0	1	3	10	0	10	0	2	.339	.306	.645
Stephenson, T	CIN	.314	63	169	30	53	79	11	0	5	28	20	0	38	0	0	.381	.467	.849
Suárez, E	CIN	.198	72	237	34	47	103	11	0	15	34	37	0	92	0	0	.309	.435	.744
Votto, J	CIN	.293	70	242	44	71	145	14	0	20	59	43	3	60	0	0	.405	.599	1.004
Winker, J	CIN	.295	53	200	40	59	116	16	1	13	36	29	0	35	1	0	.400	.580	.980
Reds		.263	81	2675	448	704	1256	151	7	129	431	309	13	726	12	9	.346	.470	.816
Opponents		.252	81	2812	413	710	1239	146	10	121	389	309	14	802	37	16	.333	.441	.774

Player	Team	W	L	ERA	G	GS	CG	SHO	GF	SV	SVO	IP	H	R	ER	HR	HB	BB	IBB	SO	AVG
Alaniz, R	CIN	0	0	3.38	3	0	0	0	0	0	0	2.2	1	1	1	1	1	3	0	3	.111
Antone, T	CIN	0	0	5.56	9	0	0	0	1	1	3	11.1	9	7	7	3	0	7	0	15	.214
Bedrosian, C	CIN	0	0	11.57	3	0	0	0	1	0	0	2.1	3	3	3	2	0	2	0	3	.300
Blandino, A	CIN	0	0	10.80	3	0	0	0	1	0	0	3.1	4	5	4	1	0	4	0	1	.308
Brach, B	CIN	1	0	4.74	21	0	0	0	3	1	2	19.0	16	12	10	2	0	12	1	23	.222
Castillo, L	CIN	6	8	3.18	17	17	0	0	0	0	0	99.0	94	41	35	6	4	39	4	111	.249
Cessa, L	CIN	2	0	1.38	12	0	0	0	1	0	0	13.0	10	2	2	1	0	1	0	13	.217
De León, J	CIN	0	0	7.15	6	1	0	0	1	0	0	11.1	11	9	9	2	1	7	0	20	.250
Doolittle, S	CIN	2	1	3.38	24	0	0	0	5	0	1	21.1	17	9	8	2	1	11	2	25	.215
Feliz, M	CIN	0	0	8.31	5	0	0	0	2	0	0	4.1	3	4	4	1	0	3	0	7	.188
Fulmer, C	CIN	0	0	8.62	12	0	0	0	3	0	0	15.2	15	15	15	3	3	8	0	13	.250
Garcia, E	CIN	0	1	13.50	4	0	0	0	1	0	1	4.0	8	8	6	0	0	1	0	3	.400
Garrett, A	CIN	0	2	6.49	33	0	0	0	8	4	6	26.1	27	19	19	5	0	16	1	31	.267
Givens, M	CIN	1	0	8.64	10	0	0	0	6	4	5	8.1	11	8	8	1	0	7	0	6	.333
Goudeau, A	CIN	0	0	3.38	3	0	0	0	2	0	0	5.1	3	2	2	0	0	5	2	2	.158
Gray, S	CIN	3	5	4.89	14	14	0	0	0	0	0	70.0	63	41	38	13	5	27	1	78	.232
Gutierrez, V	CIN	3	4	5.94	10	10	0	0	0	0	0	50.0	61	34	33	13	1	19	0	43	.302
Hembree, H	CIN	1	2	8.55	20	0	0	0	6	4	5	20.0	21	19	19	7	1	8	0	31	.259
Hendrix, R	CIN	3	1	5.06	18	0	0	0	7	0	0	16.0	13	9	9	6	1	5	0	21	.224
Hoffman, J	CIN	3	2	4.57	18	6	0	0	4	0	0	43.1	46	23	22	8	4	19	1	46	.269
Lorenzen, M	CIN	0	0	2.25	13	0	0	0	4	4	4	16.0	9	4	4	0	1	5	0	11	.170
Mahle, T	CIN	5	4	5.63	15	15	0	0	0	0	0	78.1	84	52	49	19	3	32	0	98	.270
Miley, W	CIN	7	4	3.45	14	14	0	0	0	0	0	78.1	91	32	30	10	2	22	0	62	.295
Moreta, D	CIN	0	0	0.00	2	0	0	0	1	0	0	2.0	1	0	0	0	0	1	0	2	.143
Osich, J	CIN	1	0	8.22	10	0	0	0	2	0	1	7.2	11	8	7	3	0	3	0	5	.355
Pérez, C	CIN	0	1	6.00	14	0	0	0	3	0	0	15.0	10	11	10	3	0	10	1	18	.189
Romano, S	CIN	0	0	3.86	7	0	0	0	2	0	0	11.2	11	6	5	3	0	3	0	7	.239
Sanmartin, R	CIN	1	0	1.59	1	1	0	0	0	0	0	5.2	5	1	1	0	0	1	0	5	.238
Santillan, T	CIN	1	1	2.79	17	3	0	0	4	0	0	29.0	22	10	9	4	6	14	0	40	.210
Schrock, M	CIN	0	0	0.00	2	0	0	0	2	0	0	1.2	0	0	0	0	0	0	0	1	.000
Sims, L	CIN	1	1	5.68	20	0	0	0	2	0	1	19.0	13	13	12	2	4	7	0	25	.194
Wilson, J	CIN	0	0	4.15	12	0	0	0	4	0	0	8.2	10	4	4	0	0	4	0	8	.294
Totals		44	37	4.74	81	81	0	2	81	18	29	732.1	710	413	386	121	39	309	14	802	.252

Reds During The Day

Player	Team	AVG	G	AB	R	H	TB	2B	3B	HR	RBI	BB	IBB	SO	SB	CS	OBP	SLG	OPS
Akiyama, S	CIN	.254	31	59	8	15	20	5	0	0	6	7	1	15	2	1	.333	.339	.672
Aquino, A	CIN	.138	28	58	5	8	17	0	0	3	5	7	0	25	1	0	.227	.293	.520
Barnhart, T	CIN	.296	39	115	19	34	52	6	0	4	20	10	0	34	0	0	.372	.452	.824
Barrero, J	CIN	.227	8	22	2	5	7	2	0	0	1	1	0	12	0	0	.320	.318	.638
Blandino, A	CIN	.179	17	28	3	5	8	3	0	0	2	0	0	14	0	0	.233	.286	.519
Brach, B	CIN	.000	13	0	0	0	0	0	0	0	0	0	0	0	0	0	.000	.000	.000
Cabrera, A	ARI	.242	26	62	8	15	26	5	0	2	9	6	0	16	0	0	.304	.419	.724
Cabrera, A	CIN	.154	7	13	0	2	2	0	0	0	2	1	0	3	0	0	.250	.154	.404
Cabrera, A	2 Teams	.227	33	75	8	17	28	5	0	2	11	7	0	19	0	0	.294	.373	.668
Castellanos, N	CIN	.301	54	206	33	62	111	17	1	10	30	14	1	50	0	0	.345	.539	.884
DeShields, D	CIN	.235	9	17	2	4	5	1	0	0	0	4	0	3	0	0	.381	.294	.675
Farmer, K	CIN	.201	54	169	18	34	47	5	1	2	18	7	0	34	0	0	.266	.278	.544
Freeman, M	CIN	.250	16	32	3	8	8	0	0	0	1	1	1	11	0	0	.273	.250	.523
Friedl, T	CIN	.400	5	10	3	4	7	0	0	1	1	0	0	1	0	0	.400	.700	1.100
India, J	CIN	.246	57	199	29	49	76	12	0	5	20	19	1	56	2	0	.338	.382	.720
Lopez, A	CIN	.200	4	5	0	1	1	0	0	0	0	0	0	3	0	0	.200	.200	.400
Moustakas, M	CIN	.210	22	62	8	13	26	4	0	3	7	10	0	19	0	0	.320	.419	.739
Naquin, T	CIN	.259	53	166	19	43	75	8	0	8	30	15	1	50	3	2	.332	.452	.783
Payton, M	CIN	.200	13	15	2	3	3	0	0	0	0	0	0	5	0	0	.200	.200	.400
Schrock, M	CIN	.310	22	58	11	18	32	6	1	2	8	3	0	11	0	1	.344	.552	.896
Senzel, N	CIN	.209	16	43	7	9	11	2	0	0	1	8	0	7	1	2	.333	.256	.589
Stephenson, T	CIN	.297	53	155	23	46	74	10	0	6	19	17	0	33	0	0	.369	.477	.847
Suárez, E	CIN	.171	57	193	20	33	64	7	0	8	27	20	0	56	0	1	.265	.332	.596
Votto, J	CIN	.250	48	164	21	41	74	6	0	9	33	22	1	45	0	0	.342	.451	.793
Winker, J	CIN	.295	43	156	31	46	85	12	0	9	23	23	1	31	0	0	.396	.545	.940
Reds		.241	62	2058	272	495	821	107	3	71	258	196	7	559	9	7	.318	.399	.717
Opponents		.240	62	2068	279	497	838	91	14	74	259	217	9	587	31	9	.318	.405	.723

Player	Team	W	L	ERA	G	GS	CG	SHO	GF	SV	SVO	IP	H	R	ER	HR	HB	BB	IBB	SO	AVG
Alaniz, R	CIN	0	0	0.00	1	0	0	0	0	0	0	1.1	0	0	0	0	0	1	0	0	.000
Antone, T	CIN	1	0	2.77	11	0	0	0	2	2	5	13.0	9	4	4	1	0	4	0	14	.200
Bedrosian, C	CIN	0	0	6.00	3	0	0	0	0	0	0	3.0	4	2	2	1	0	3	0	4	.308
Blandino, A	CIN	0	0	0.00	2	0	0	0	1	0	0	1.2	1	1	0	0	0	2	0	1	.167
Brach, B	CIN	0	0	6.17	13	0	0	0	2	0	0	11.2	8	8	8	1	0	9	0	11	.190
Castillo, L	CIN	4	9	4.08	14	14	0	0	0	0	0	79.1	73	43	36	8	3	34	0	77	.249
Cessa, L	CIN	0	0	4.50	5	0	0	0	1	0	0	4.0	7	2	2	0	0	0	0	4	.368
De León, J	CIN	0	1	10.13	2	1	0	0	0	0	0	5.1	8	6	6	2	0	4	0	11	.333
Doolittle, S	CIN	2	0	3.38	25	0	0	0	5	0	1	24.0	21	9	9	2	1	11	3	28	.233
Feliz, M	CIN	0	0	36.00	5	0	0	0	2	0	0	3.0	12	12	12	2	0	3	0	3	.571
Fulmer, C	CIN	0	0	6.35	7	0	0	0	2	0	0	11.1	8	8	8	2	2	5	0	10	.195
Garcia, E	CIN	0	0	3.86	2	0	0	0	1	0	0	2.1	1	1	1	0	0	1	0	2	.125
Garrett, A	CIN	0	0	3.86	20	0	0	0	7	3	4	16.1	11	7	7	1	0	11	1	18	.200
Givens, M	CIN	0	0	2.45	7	0	0	0	5	3	3	7.1	3	2	2	1	0	3	0	9	.125
Goudeau, A	CIN	0	0	0.00	2	0	0	0	1	0	0	3.1	2	0	0	0	0	1	1	1	.167
Gray, S	CIN	2	5	4.16	13	13	0	0	0	0	0	71.1	62	35	33	8	5	28	1	81	.230
Gutiérrez, V	CIN	2	1	3.00	4	4	0	0	0	0	0	24.0	16	8	8	3	0	9	0	19	.184
Hembree, H	CIN	1	2	5.65	14	0	0	0	6	2	2	14.1	9	9	9	5	1	2	0	22	.176
Hendrix, R	CIN	4	0	2.61	13	0	0	0	4	0	0	10.1	10	4	3	0	5	1	11	.263	
Hoffman, J	CIN	1	1	4.62	10	4	0	0	2	0	0	25.1	25	17	13	3	1	12	0	25	.253
Lorenzen, M	CIN	0	1	1.17	7	0	0	0	3	2	2	7.2	6	1	1	0	0	4	0	6	.214
Mahle, T	CIN	7	5	3.97	14	14	0	0	0	0	0	77.0	69	37	34	12	4	20	0	96	.237
Miley, W	CIN	2	4	4.35	9	9	0	0	0	0	0	49.2	62	25	24	9	1	12	0	37	.307
Moreta, D	CIN	0	0	0.00	2	0	0	0	1	0	0	2.0	1	0	0	0	0	1	0	2	.143
Osich, J	CIN	0	0	0.00	4	0	0	0	1	1	1	3.1	0	0	0	0	0	2	0	3	.000
Pérez, C	CIN	0	0	5.40	7	0	0	0	2	0	0	8.1	9	5	5	2	0	3	0	11	.273
Romano, S	CIN	0	0	7.94	8	0	0	0	3	0	0	11.1	14	11	10	2	0	8	2	5	.304
Sanmartín, R	CIN	2	0	1.54	2	2	0	0	0	0	0	11.2	12	2	2	0	0	2	0	11	.267
Santillán, T	CIN	0	0	4.50	8	1	0	0	2	0	0	12.0	11	6	6	3	4	9	0	15	.239
Schrock, M	CIN	0	0	0.00	1	0	0	0	1	0	0	0.2	0	0	0	0	0	0	0	0	.000
Sims, L	CIN	3	1	4.12	19	0	0	0	6	3	4	19.2	16	10	9	2	1	3	0	34	.216
Warren, A	CIN	1	0	3.52	11	0	0	0	0	0	0	7.2	5	3	3	1	0	2	0	13	.179
Wilson, J	CIN	0	0	1.93	5	0	0	0	2	0	0	4.2	2	1	1	0	0	3	0	3	.143
Totals		32	30	4.24	62	62	0	2	62	16	22	548.0	497	279	258	74	23	217	9	587	.240

Reds At Night

Table with columns: Player, Team, AVG, G, AB, R, H, TB, 2B, 3B, HR, RBI, BB, IBB, SO, SB, CS, OBP, SLG, OPS. Rows include players like Akiyama, S and totals for Reds and Opponents.

Table with columns: Player, Team, W, L, ERA, G, GS, CGSHO, GF, SV, SVO, IP, H, R, ER, HR, HB, BB, IBB, SO, AVG. Rows include players like Alaniz, R and a Totals row.

2021 REVIEW

Reds Batters with Runners in Scoring Position

Player	Team	B	AVG	G	AB	H	TB	2B	3B	HR	RBI	BB	IBB	SO	OBP	SLG	OPS	PA	SAC	SF	HBP	GDP
Akiyama, S	CIN	L	.222	32	36	8	11	3	0	0	12	4	1	10	.326	.306	.631	44	1	1	2	0
Aquino, A	CIN	R	.159	42	44	7	15	2	0	2	12	11	2	24	.316	.341	.657	57	0	2	0	0
Barnhart, T	CIN	L	.269	71	93	25	35	7	0	1	36	7	1	25	.330	.376	.706	106	0	3	3	2
Barrero, J	CIN	R	.231	13	13	3	5	0	1	0	1	2	0	4	.333	.385	.718	15	0	0	0	1
Blandino, A	CIN	R	.222	17	18	4	6	2	0	0	5	1	0	6	.300	.333	.633	20	0	0	1	0
Cabrera, A	ARI	S	.226	61	84	19	31	6	0	2	31	12	1	23	.313	.369	.682	99	0	3	0	3
Cabrera, A	CIN	S	.000	10	6	0	0	0	0	0	2	2	0	3	.300	.000	.300	10	0	1	1	0
Cabrera, A	2 Teams	S	.211	71	90	19	31	6	0	2	33	14	1	26	.312	.344	.656	109	0	4	1	3
Castellanos, N	CIN	R	.305	94	131	40	78	8	0	10	67	9	5	27	.336	.595	.931	146	0	6	0	2
Castillo, L	CIN	R	.000	11	12	0	0	0	0	0	1	0	0	6	.000	.000	.000	12	0	0	0	1
DeShields, D	CIN	R	.091	9	11	1	1	0	0	0	3	1	0	3	.167	.091	.258	12	0	0	0	0
Farmer, K	CIN	R	.292	92	113	33	51	7	1	3	43	8	1	22	.336	.451	.787	129	1	5	2	5
Freeman, M	CIN	L	.176	16	17	3	3	0	0	0	3	2	1	5	.263	.176	.440	19	0	0	0	0
Friedl, T	CIN	L	.000	8	5	0	0	0	0	0	1	2	0	0	.250	.000	.250	8	0	1	0	0
India, J	CIN	R	.269	95	108	29	49	6	1	4	41	16	1	38	.376	.454	.830	133	0	4	5	5
Lopez, A	CIN	S	.000	6	6	0	0	0	0	0	0	0	0	1	.000	.000	.000	6	0	0	0	1
Moustakas, M	CIN	L	.286	37	42	12	15	3	0	0	15	7	0	9	.389	.357	.746	54	0	3	2	3
Naquin, T	CIN	L	.320	78	100	32	58	6	1	6	55	9	1	28	.377	.580	.957	114	0	3	2	2
Payton, M	CIN	L	.000	2	2	0	0	0	0	0	0	0	0	2	.000	.000	.000	2	0	0	0	0
Schrock, M	CIN	L	.280	26	25	7	9	2	0	0	7	3	1	5	.345	.360	.705	29	0	1	0	0
Senzel, N	CIN	R	.300	20	20	6	7	1	0	0	6	4	0	3	.400	.350	.750	25	0	1	0	0
Stephenson, T	CIN	R	.253	76	87	22	34	6	0	2	36	11	1	17	.340	.391	.730	106	0	5	3	6
Suárez, E	CIN	R	.167	93	132	22	42	8	0	4	44	11	0	47	.233	.318	.552	150	0	5	2	7
Votto, J	CIN	L	.310	91	116	36	74	6	1	10	64	23	6	32	.417	.638	1.055	144	0	4	1	2
Winker, J	CIN	L	.341	71	91	31	56	8	1	5	44	13	1	17	.434	.615	1.049	106	0	0	2	3
Reds			.252	160	1299	327	560	77	6	48	507	152	22	357	.332	.431	.763	1526	4	45	26	43
Opponents			.247	158	1333	329	554	58	10	49	485	212	30	361	.347	.416	.763		17	35	11	43

Reds Batters with Runners in Scoring Position - 2 Outs

Player	Team	B	AVG	G	AB	H	TB	2B	3B	HR	RBI	BB	IBB	SO	OBP	SLG	OPS	PA	SAC	SF	HBP	GDP
Akiyama, S	CIN	L	.313	18	16	5	8	3	0	0	6	2	1	3	.421	.500	.921	19	0	0	1	0
Aquino, A	CIN	R	.176	17	17	3	8	2	0	1	5	4	1	8	.333	.471	.804	21	0	0	0	0
Barnhart, T	CIN	L	.220	38	41	9	12	3	0	0	11	2	1	12	.289	.293	.582	45	0	0	2	0
Barrero, J	CIN	R	.400	5	5	2	4	0	1	0	1	1	0	1	.500	.800	1.300	6	0	0	0	0
Blandino, A	CIN	R	.100	9	10	1	2	1	0	0	2	0	0	3	.182	.200	.382	11	0	0	1	0
Cabrera, A	ARI	S	.225	37	40	9	15	3	0	1	11	4	0	10	.295	.375	.670	44	0	0	0	0
Cabrera, A	CIN	S	.000	4	4	0	0	0	0	0	0	0	0	2	.000	.000	.000	4	0	0	0	0
Cabrera, A	2 Teams	S	.205	41	44	9	15	3	0	1	11	4	0	12	.271	.341	.612	48	0	0	0	0
Castellanos, N	CIN	R	.314	44	51	16	28	3	0	3	26	3	3	10	.352	.549	.901	54	0	0	0	0
Castillo, L	CIN	R	.000	8	8	0	0	0	0	0	0	0	0	6	.000	.000	.000	8	0	0	0	0
DeShields, D	CIN	R	.167	6	6	1	1	0	0	0	2	1	0	1	.286	.167	.452	7	0	0	0	0
Farmer, K	CIN	R	.268	48	56	15	20	2	0	1	18	4	1	11	.317	.357	.674	60	0	0	0	0
Freeman, M	CIN	L	.000	9	8	0	0	0	0	0	1	2	1	3	.200	.000	.200	10	0	0	0	0
Friedl, T	CIN	L	.000	4	3	0	0	0	0	0	0	1	0	0	.250	.000	.250	4	0	0	0	0
India, J	CIN	R	.157	55	51	8	17	0	0	3	12	6	0	25	.295	.333	.628	61	0	0	4	0
Lopez, A	CIN	S	.000	1	1	0	0	0	0	0	0	0	0	0	.000	.000	.000	1	0	0	0	0
Moustakas, M	CIN	L	.211	20	19	4	4	0	0	0	5	5	0	6	.400	.211	.610	25	0	0	1	0
Naquin, T	CIN	L	.229	46	48	11	18	2	1	1	19	5	1	15	.315	.375	.690	54	0	0	1	0
Pérez, C	CIN	R	.000	1	1	0	0	0	0	0	0	0	0	0	.000	.000	.000	1	0	0	0	0
Schrock, M	CIN	L	.333	11	9	3	5	2	0	0	4	2	1	4	.455	.556	1.010	11	0	0	0	0
Senzel, N	CIN	R	.000	9	9	0	0	0	0	0	0	1	0	2	.100	.000	.100	10	0	0	0	0
Stephenson, T	CIN	R	.263	36	38	10	16	3	0	1	13	5	1	4	.349	.421	.770	43	0	0	0	0
Suárez, E	CIN	R	.111	58	63	7	10	0	0	1	11	5	0	26	.176	.159	.335	68	0	0	0	0
Votto, J	CIN	L	.260	52	50	13	28	4	1	3	20	11	4	12	.393	.560	.953	61	0	0	0	0
Winker, J	CIN	L	.324	33	37	12	21	3	0	2	19	6	1	7	.432	.568	.999	44	0	0	1	0
Reds			.208	156	590	123	207	30	3	16	180	68	16	176	.302	.351	.653	669	0	0	11	0
Opponents			.229	158	619	142	237	24	4	21	193	117	20	177	.353	.383	.736		0	0	1	0

Reds Batters with Bases Loaded

Player	Team	B	AVG	G	AB	H	TB	2B	3B	HR	RBI	BB	IBB	SO	OBP	SLG	OPS	PA	SAC	SF	HBP	GIDP
Akiyama, S	CIN	L	.000	1	0	0	0	0	0	0	1	0	0	0	1.000	.000	1.000	1	0	0	1	0
Aquino, A	CIN	R	.000	3	3	0	0	0	0	0	1	1	0	2	.250	.000	.250	4	0	0	0	0
Barnhart, T	CIN	L	.286	18	14	4	5	1	0	0	11	0	0	3	.278	.357	.635	18	0	3	1	0
Barrera, J	CIN	R	.000	1	1	0	0	0	0	0	0	0	0	1	.000	.000	.000	1	0	0	0	0
Cabrera, A	ARI	S	.222	10	9	2	3	1	0	0	6	2	0	4	.364	.333	.697	11	0	0	0	1
Cabrera, A	CIN	S	.000	2	1	0	0	0	0	0	1	0	0	1	.500	.000	.500	2	0	0	1	0
Cabrera, A	2 Teams	S	.200	12	10	2	3	1	0	0	7	2	0	5	.385	.300	.685	13	0	0	1	1
Castellanos, N	CIN	R	.333	12	12	4	10	0	0	2	12	0	0	4	.333	.833	1.167	12	0	0	0	0
DeShields, D	CIN	R	.000	2	1	0	0	0	0	0	1	1	0	0	.500	.000	.500	2	0	0	0	0
Farmer, K	CIN	R	.333	10	9	3	7	1	0	1	9	0	0	2	.273	.778	1.051	11	0	2	0	0
Freeman, M	CIN	L	.000	2	1	0	0	0	0	0	1	1	0	0	.500	.000	.500	2	0	0	0	0
Friedl, T	CIN	L	.000	4	3	0	0	0	0	0	1	0	0	0	.000	.000	.000	4	0	1	0	0
India, J	CIN	R	.300	14	10	3	4	1	0	0	10	0	0	3	.357	.400	.757	14	0	2	2	1
Moustakas, M	CIN	L	.500	7	4	2	3	1	0	0	6	0	0	1	.429	.750	1.179	7	0	2	1	0
Naquin, T	CIN	L	.700	12	10	7	9	2	0	0	16	1	0	3	.692	.900	1.592	13	0	1	1	0
Payton, M	CIN	L	.000	1	1	0	0	0	0	0	0	0	0	1	.000	.000	.000	1	0	0	0	0
Schrock, M	CIN	L	.000	2	2	0	0	0	0	0	1	0	0	0	.000	.000	.000	3	0	1	0	0
Senzel, N	CIN	R	1.000	2	1	1	1	0	0	0	3	1	0	0	1.000	1.000	2.000	2	0	0	0	0
Stephenson, T	CIN	R	.571	9	7	4	6	2	0	0	11	0	0	0	.400	.857	1.257	10	0	3	0	0
Suárez, E	CIN	R	.250	17	16	4	5	1	0	0	10	0	0	6	.278	.313	.590	18	0	1	1	0
Votto, J	CIN	L	.000	9	7	0	0	0	0	0	5	2	0	3	.200	.000	.200	10	0	1	0	0
Winker, J	CIN	L	.250	13	12	3	8	2	0	1	10	1	0	3	.308	.667	.974	13	0	0	0	0
Reds			.273	78	128	35	58	11	0	4	112	9	0	37	.321	.453	.774	162	0	17	8	3
Totals			.259	82	147	38	64	4	2	6	113	17	0	46	.335	.435	.771		0	6	3	7

REDS 2021 HIGHS AND LOWS
Team – Game (Batting)

Most At-Bats:	50, vs. New York (N.L.), July 19 (11 innings)
Most At-Bats (9-inning games):	41, at Atlanta, August 12 41, vs. Pittsburgh, September 27
Most Plate Appearances:	57, vs. New York (N.L.), July 19 (11 innings)
Most Plate Appearances (9-inning games):	49, vs. San Diego, July 1
Most Runs:	14, vs. Pittsburgh, April 6 14, at Pittsburgh, May 10 14, vs. Chicago (N.L.), August 16
Most Hits:	17, vs. Pittsburgh, April 6 17, vs. Pittsburgh, September 27
Most Doubles:	6, at Pittsburgh, May 10
Most Triples:	1, done 13 times.
Most Home Runs:	6, vs. Arizona, April 22 (10 innings)
Most Home Runs (9-inning games):	5, vs. Colorado, June 11 5, at Atlanta, August 12 5, vs. Pittsburgh, September 27
Most Extra-Base Hits:	8, at Pittsburgh, May 10 8, at Atlanta, August 12 8, vs. Pittsburgh, September 27
Most Total Bases:	35, vs. Pittsburgh, September 27
Most Runs Batted In:	14, vs. Pittsburgh, April 6 14, at Pittsburgh, May 10 14, vs. Chicago (N.L.), August 16
Most Stolen Bases:	3, vs. San Diego, July 1
Most Caught Stealing:	2, vs. Arizona, April 21 (10 innings) 2, at New York (N.L.), July 31 (10 innings)
Most Caught Stealing (9-inning games):	1, done 17 times.
Most Walks:	9, vs. St. Louis, July 25 9, vs. Washington, September 26
Most Strikeouts:	16, vs. Cleveland, April 18 16, at Milwaukee, August 25
Most Sac Hits:	2, vs. Minnesota, August 4 2, vs. Washington, September 23
Most Sac Flies:	2, vs. Arizona, April 21 (10 innings) 2, vs. Washington, September 25 2, vs. Pittsburgh, September 27
Most Hit-By-Pitch:	4, at St. Louis, June 4
Most GDP:	5, vs. Philadelphia, June 1

Team – Game (Pitching)

Most Innings Pitched:	12.0, at Colorado, May 15 (12 innings)
Most Hits Allowed:	18, vs. Philadelphia, June 1 18, vs. New York (N.L.), July 19 (11 innings) 18, vs. Detroit, September 3
Most Batters Faced:	56, at Minnesota, June 21 (12 innings)
Most Batters Faced (9-inning games):	51, vs. San Francisco, May 20 51, vs. Philadelphia, June 1
Most Runs Allowed:	19, vs. San Francisco, May 20
Most Earned Runs:	18, vs. San Francisco, May 20
Most Home Runs Allowed:	7, vs. Philadelphia, June 1 7, vs. New York (N.L.), July 19 (11 innings)
Most Walks Allowed:	9, at Arizona, April 9 (10 innings) 9, vs. Milwaukee, June 8 9, vs. Washington, September 24 (11 innings)
Most Strikeouts:	17, vs. San Francisco, May 18 17, at Milwaukee, June 16
Most Hit-By-Pitch:	3, vs. Arizona, April 21 (10 innings) 3, at Los Angeles (N.L.), April 26 (10 innings)
Most Hit-By-Pitch (9-inning games):	2, done 7 times.

Individual – Game (Batting)

Most At-Bats:	6, done 13 times.
Most Plate Appearances:	7, Jonathan India, vs. New York (N.L.), July 19 (11 innings)
Most Plate Appearances (9-inning games):	6, done 9 times.
Most Runs:	4, done 5 times.
Most Hits:	5, Nicholas Castellanos, vs. Chicago (N.L.), May 2 (10 innings) 5, Tyler Naquin, vs. New York (N.L.), July 19 (11 innings) 5, Max Schrock, at New York (N.L.), August 1
Most Doubles:	3, Mike Moustakas, vs. Pittsburgh, August 6 3, Tyler Naquin, vs. Miami, August 21
Most Triples:	1, done 13 times.
Most Home Runs:	3, Jesse Winker, vs. Milwaukee, May 21 3, Jesse Winker, at St. Louis, June 6
Most Extra-Base Hits:	3, done 9 times.
Most Total Bases:	13, Jesse Winker, vs. Milwaukee, May 21
Most Runs Batted In:	7, Tyler Naquin, vs. Pittsburgh, April 6 7, Nicholas Castellanos, vs. Philadelphia, June 28
Most Stolen Bases:	1, done 36 times.
Most Caught Stealing:	1, done 24 times.

Most Walks:3, done 8 times.
Most Strikeouts:4, done 6 times.
Most Sac Hits:2, Luis Castillo, vs. Minnesota, August 4
Most Sac Flies:2, Nicholas Castellanos, vs. Pittsburgh, September 27
Most Hit-By-Pitch:2, Kyle Farmer, vs. Chicago (N.L.), July 4
2, Nicholas Castellanos, at Atlanta, August 11 (11 innings)
Most GDP:2, done 5 times.

Individual – Game (Pitching)

Most Innings Pitched:9.0, Wade Miley, at Cleveland, May 7
Most Hits Allowed:12, Wade Miley, vs. St. Louis, September 1
Most Hits Allowed (9-inning games):11, Wade Miley, at Colorado, May 14
Most Batters Faced:31, Vladimir Gutierrez, vs. Milwaukee, June 9
31, Wade Miley, at Milwaukee, July 9
Most Runs Allowed:10, Luis Castillo, vs. St. Louis, April 1
Most Earned Runs:8, done 5 times.
Most Home Runs:3, Tyler Mahle, vs. Chicago (N.L.), May 2 (10 innings)
3, Vladimir Gutierrez, vs. San Diego, June 30
3, Vladimir Gutierrez, vs. New York (N.L.), July 19 (11 innings)
3, Sonny Gray, vs. St. Louis, July 25
3, Wade Miley, vs. St. Louis, September 1
4, Wade Miley, vs. Los Angeles (N.L.), September 19
Most Walks:6, Luis Castillo, at Milwaukee, July 11
Most Strikeouts:12, Tyler Mahle, at Milwaukee, June 16
Most Hit-By-Pitch:2, done 4 times.

MOST RECENT REDS TRANSACTIONS

MARCH 2021

- 3/10**, placed on the Injured List 1B Joey Votto.
- 3/12**, acquired from the Indians IF Mike Freeman for cash; invited to Major League camp LHP Brandon Finnegan and IF Jonathan India; optioned to Louisville RHP Edgar García, RHP Vladimir Gutierrez, RHP Ryan Hendrix, RHP Riley O'Brien, RHP Tony Santillan and RHP Jared Solomon; reassigned to minor league camp RHP R.J. Alaniz, RHP Matt Ball, RHP Shane Carle, RHP Bo Takahashi and OF Dwight Smith Jr..
- 3/14**, claimed off waivers from the Pirates RHP Carson Fulmer.
- 3/22**, agreed to terms on a minor league contract and invited to Major League spring training camp RHP Heath Hembree.
- 3/26**, reassigned to minor league camp LHP Brandon Finnegan and C Rocky Gale; released LHP Jesse Biddle and IF Dee Strange-Gordon.
- 3/27**, released RHP Noé Ramirez; reassigned to minor league camp IF Nicky Delmonico and LHP Josh Osich.
- 3/29**, selected the contracts of RHP Cam Bedrosian and OF Tyler Naquin; placed on the 60-day injured list RHP Brandon Bailey; reassigned to minor league camp IF Mike Freeman, RHP Heath Hembree and RHP Braden Shipley.
- 3/30**, returned to the Yankees Rule 5 draft pick IF Kyle Holder.

APRIL 2021

- 4/1**, returned from the injured list 1B Joey Votto; selected from Chattanooga the contract of 2B Jonathan India; optioned to the alternate training site IF Max Schrock and OF Mark Payton; placed on the 10-day injured list, retroactive to 3/29, OF Shogo Akiyama, RHP Sonny Gray and RHP Michael Lorenzen; designated for assignment RHP Edgar García.
- 4/3**, claimed off waivers from the Indians and optioned to the alternate training site C Beau Taylor; outrighted to the alternate training site RHP Edgar García; designated for assignment C Deivy Grullón.
- 4/6**, C Deivy Grullón was claimed off waivers by the Rays.
- 4/14**, claimed off waivers from the Rockies and optioned to the alternate training site LHP Phillip Diehl; transferred to the 60-day injured list RHP Michael Lorenzen.
- 4/16**, placed on the 10-day injured list, retroactive to 4/14, OF Aristides Aquino; recalled from the alternate training site IF Max Schrock.
- 4/17**, reinstated from the 10-day injured list RHP Sonny Gray; designated for assignment RHP Cam Bedrosian.
- 4/19**, RHP Cam Bedrosian cleared waivers and was outrighted to the alternate training site.
- 4/20**, RF Nick Castellanos was placed on the suspension list after his 2-game suspension was upheld in full; reinstated from the injured list IF Alex Blandino; placed on the 10-day injured list, retroactive to 4/17, 3B Mike Moustakas.
- 4/21**, RHP Cam Bedrosian declined an outright assignment to the alternate training site and elected free agency.
- 4/22**, reinstated from the suspension list OF Nick Castellanos.
- 4/23**, selected from the alternate training site the contract of LHP Heath Hembree; recalled from the Taxi Squad RHP Ryan Hendrix; optioned to the alternate training site IF Max Schrock; optioned to the Taxi Squad LHP Cionel Pérez.
- 4/25**, reinstated from the restricted list RHP Vladimir Gutierrez; transferred to the 60-day injured list OF Aristides Aquino; assigned to the alternate training site OF Dwight Smith Jr..
- 4/27**, reinstated from the 10-day injured list 3B Mike Moustakas; optioned to the alternate training site OF Mark Payton.
- 4/30**, placed on the injured list IF Jonathan India; recalled from the alternate training site OF Mark Payton; signed to a minor league contract and assigned to the alternate training site RHP Tim Adleman.

MAY 2021

- 5/2**, reinstated from the injured list 2B Jonathan India; optioned to the alternate training site OF Mark Payton; claimed off waivers from the Rockies and optioned to the alternate training site RHP Ashton Goudeau; designated for assignment LHP Phillip Diehl.
- 5/4**, sent to Louisville on a rehabilitation assignment OF Shogo Akiyama; OF Phillip Diehl cleared waivers and was outrighted to Louisville.
- 5/5**, optioned to Louisville RHP José De León; recalled from Louisville LHP Cionel Pérez.
- 5/7**, placed on the 10-day injured list, retroactive to 5/6, 1B Joey Votto; returned from a rehabilitation assignment and reinstated from the 10-day injured list OF Shogo Akiyama.

- 5/11**, LHP Amir Garrett was placed on the suspended list for 5 games, discipline reduced from 7 games per an agreement between MLB and the MLBPA; added to the Taxi Squad IF Mike Freeman.
- 5/14**, claimed off waivers from the Pirates RHP Michael Feliz; recalled from the Taxi Squad RHP Art Warren; designated for assignment RHP Sal Romano.
- 5/16**, LHP Amir Garrett was reinstated from the suspended list.
- 5/17**, added to the 26-man roster RHP Michael Feliz; optioned to Louisville RHP Art Warren; RHP Sal Romano cleared waivers and elected free agency instead of accepting an outright assignment to Louisville.
- 5/18**, recalled from Louisville OF Mark Payton; optioned to Louisville LHP Cionel Pérez.
- 5/20**, placed on the 10-day IL, retroactive to 5/19, IF Mike Moustakas; recalled from Louisville IF Max Schrock.
- 5/21**, placed on the 10-day injured list LHP Wade Miley and IF/OF Nick Senzel; designated for assignment RHP Carson Fulmer; recalled from Louisville OF Scott Heineman and RHP Ashton Goudeau; selected from Louisville the contract of RHP Brad Brach.
- 5/27**, placed on the 10-day injured list RHP Jeff Hoffman; recalled from Louisville LHP Cionel Pérez.
- 5/28**, recalled from Louisville RHP Vladimir Gutierrez; optioned to Louisville RHP Ashton Goudeau.
- 5/31**, reinstated from the 10-day injured list LHP Wade Miley; optioned to Louisville LHP Cionel Pérez.

JUNE 2021

- 6/1**, placed on the 10-day injured list IF Max Schrock; placed on the injured list RHP Michael Feliz; recalled from Louisville LHP Cionel Pérez; selected from Louisville the contract of IF Mike Freeman; sent to Louisville on a rehabilitation assignment 1B Joey Votto.
- 6/2**, reinstated from the injured list RHP Michael Feliz; optioned to Louisville LHP Cionel Pérez; designated for assignment RHP Hector Perez.
- 6/3**, sent to Louisville on a rehabilitation assignment OF Aristides Aquino.
- 6/5**, placed on the 10-day injured list IF Alex Blandino; recalled from Louisville RHP Ashton Goudeau.
- 6/7**, RHP Hector Perez cleared waivers and was outrighted to Louisville.
- 6/8**, returned from a rehabilitation assignment and reinstated from the 10-day injured list 1B Joey Votto; placed on the 10-day injured list, retroactive to 6/7, RHP Michael Feliz.
- 6/9**, placed on the 10-day injured list RHP Sonny Gray; recalled from Louisville RHP Art Warren.
- 6/11**, placed on the 10-day injured list, retroactive to 6/8, RHP Tejay Antone.
- 6/12**, recalled from Louisville RHP Tony Santillan.
- 6/13**, returned from a rehabilitation assignment and reinstated from the 60-day injured list OF Aristides Aquino; optioned to Louisville OF Mark Payton; transferred to the 60-day injured list CF/IF Nick Senzel.
- 6/15**, sent to Louisville on a rehabilitation assignment 3B Mike Moustakas.
- 6/17**, returned from a rehabilitation assignment 3B Mike Moustakas.
- 6/19**, recalled from Louisville LHP Josh Osich; optioned to Louisville RHP Ashton Goudeau; transferred to the 60-day injured list 3B Mike Moustakas.
- 6/22**, reinstated from the 10-day injured list RHP Tejay Antone; optioned to Louisville OF Scott Heineman; sent to Louisville on a rehabilitation assignment RHP Jeff Hoffman; 1B Joey Votto served a 1-game suspension for his actions in a game on 6/19 at SD.
- 6/24**, recalled from Louisville OF Scott Heineman; placed on 10-day IL, retro to 6/23, RHP Lucas Sims.
- 6/26**, sent to Louisville on a rehabilitation assignment RHP Sonny Gray; placed on the 10-day injured list, retroactive to 6/25, RHP Tejay Antone; recalled from Louisville LHP Cionel Pérez; accepted the return of RHP Mac Sceroler, who was selected by the Orioles in the first round of the 2020 Major League phase of the Rule 5 Draft; assigned Sceroler to Chattanooga.
- 6/27**, sent to Louisville on a rehabilitation assignment IF Max Schrock.
- 6/28**, selected from Louisville the contract of IF Alejo Lopez; designated for assignment OF Scott Heineman.
- 6/30**, recalled from Louisville RHP Ashton Goudeau; optioned to Louisville RHP Tony Santillan.

JULY 2021

- 7/1**, RHP Michael Lorenzen was sent to the Arizona Complex League Reds on a rehabilitation assignment; OF Scott Heineman cleared waivers and was outrighted to Louisville.
- 7/2**, returned from a rehabilitation assignment and reinstated from the 10-day injured list Sonny Gray; optioned to Louisville RHP Ashton Goudeau.
- 7/3**, sent to Louisville on a rehabilitation assignment RHP Michael Feliz.
- 7/5**, transferred from the ACL Reds to Louisville the rehabilitation assignment of RHP Michael Lorenzen.
- 7/8**, placed on the 10-day injured list RHP Sonny Gray; recalled from Louisville RHP Tony Santillan; returned from a rehabilitation assignment, reinstated from the 10-day injured list and optioned to Louisville IF Max Schrock; traded to the Blue Jays minor league OF Darlin Guzman to complete the 1/22/21 trade in which the Reds acquired RHP Hector Perez for a player to be named or cash.

- 7/12**, returned from a rehabilitation assignment RHP Michael Feliz.
- 7/15**, placed on the 10-day injured list, retroactive to 7/12, RHP Art Warren.
- 7/16**, returned from a rehabilitation assignment and reinstated from the 60-day injured list RHP Michael Lorenzen; transferred to the 60-day disabled list IF Alex Blandino; transferred from Louisville to Dayton the rehabilitation assignment of RHP Jeff Hoffman.
- 7/18**, reinstated from the 10-day injured list RHP Sonny Gray; optioned to Louisville IF Alejo Lopez.
- 7/19**, placed on the 10-day injured list, retroactive to 7/18, RHP Michael Lorenzen; optioned to Louisville LHP Cionel Pérez; selected from Louisville the contracts of non-roster RHP Ruben Alaniz and non-roster RHP Edgar García; designated for assignment RHP José De León and OF Mark Payton.
- 7/20**, optioned to Louisville RHP Vladimir Gutierrez; recalled from Louisville RHP Ashton Goudeau; released minor league OF Scott Heineman.
- 7/21**, returned from a rehabilitation assignment and reinstated from the 10-day injured list RHP Jeff Hoffman; optioned to Louisville RHP Ashton Goudeau.
- 7/23**, placed on the 10-day injured list, retroactive to 7/20, RF Nick Castellanos; placed on the 3-day paternity list LHP Amir Garrett; recalled from Louisville IF Alejo Lopez and RHP Vladimir Gutierrez; released RHP José De León.
- 7/24**, placed on the 10-day injured list RHP R.J. Alaniz; recalled from Louisville IF Max Schrock; traded to the Mets for cash OF Mark Payton; sent to Louisville on a rehabilitation assignment RHP Michael Feliz.
- 7/26**, reinstated from the 3-day paternity list LHP Amir Garrett; optioned to Louisville IF Alejo Lopez.
- 7/27**, sent to Louisville on a rehabilitation assignment RHP Lucas Sims; transferred from Louisville to Dayton the rehabilitation assignment of RHP Michael Feliz; acquired from the Yankees RHP Luis Cessa and LHP Justin Wilson for a player to be named; designated for assignment RHP Edgar García and RHP Ashton Goudeau.
- 7/28**, acquired from the Rockies RHP Mychal Givens for minor leaguers RHP Noah Davis and RHP Case Williams; designated for assignment LHP Josh Osich.
- 7/29**, traded to the Rockies RHP Ashton Goudeau for cash; added to the 26-man roster RHP Mychal Givens; optioned to Louisville RHP Ryan Hendrix; assigned Hendrix to the Taxi Squad.
- 7/30**, sent to Louisville on rehabilitation assignments IF Mike Moustakas and IF/OF Nick Senzel; RHP Edgar García was claimed off waivers by the Twins; LHP Josh Osich cleared waivers, refused an outright assignment to Louisville and elected free agency; reinstated from the 10-day injured list RHP Michael Lorenzen; optioned to Louisville RHP Tony Santillan.
- AUGUST 2021**
- 8/4**, transferred from Dayton to Louisville the rehabilitation assignment of RHP Michael Feliz.
- 8/5**, reinstated from the 10-day injured list RF Nick Castellanos; optioned to Louisville IF Max Schrock; signed to a minor league contract and assigned to Louisville OF Ender Inciarte.
- 8/6**, returned from a rehabilitation assignment and reinstated from the 60-day injured list IF Mike Moustakas; optioned to Louisville IF Mike Freeman; transferred to the 60-day injured list RHP Michael Feliz; assigned to the Taxi Squad C Beau Taylor.
- 8/7**, sent to Louisville on a rehabilitation assignment RHP Tejay Antone.
- 8/8**, returned from a rehabilitation assignment and reinstated from the 10-day injured list RHP Lucas Sims; placed on the 10-day injured list RHP Brad Brach.
- 8/11**, returned from a rehabilitation assignment, reinstated from the 60-day injured list and optioned to Louisville IF Alex Blandino; transferred to the 60-day injured list RHP Art Warren.
- 8/13**, sent to Louisville on a rehabilitation assignment RHP R.J. Alaniz.
- 8/15**, returned from a rehabilitation assignment, reinstated from the 60-day injured list and optioned to Louisville CF Nick Senzel; designated for assignment IF Mike Freeman.
- 8/16**, placed on the 10-day injured list LF Jesse Winker; recalled from Louisville SS Jose Barrero.
- 8/17**, recalled RHP Tony Santillan; designated for assignment RHP Heath Hembree; returned from a rehabilitation assignment, reinstated from the 10-day injured list and optioned to Louisville RHP R.J. Alaniz; IF Mike Freeman cleared waivers and accepted an outright assignment to Louisville.
- 8/19**, reversed the 8/15 option of CF Nick Senzel and returned him to the 60-day injured list.
- 8/20**, RHP Heath Hembree was claimed off waivers by the Mets.
- 8/23**, returned from a rehabilitation assignment, reinstated from the 60-day injured list and designated for assignment RHP Michael Feliz.
- 8/24**, returned from a rehabilitation assignment and reinstated from the 10-day disabled list RHP Tejay Antone; designated for assignment LHP Sean Doolittle.
- 8/25**, placed on the 10-day injured list RHP Tejay Antone; recalled from Louisville IF Max Schrock; released RHP Michael Feliz.
- 8/26**, LHP Sean Doolittle was claimed off waivers by the Mariners.
- 8/27**, claimed off waivers from the Diamondbacks IF Asdrúbal Cabrera.

- 8/28**, optioned to Louisville and assigned to the Taxi Squad IF Jose Barerro to make room on the roster for IF Asdrúbal Cabrera.
- 8/30**, sent to the Yankees minor league RHP Jason Parker to complete the 7/27 trade in which the Reds acquired RHP Luis Cessa and LHP Justin Wilson for a player to be named.
- 8/31**, acquired from the Red Sox minor league OF Delino DeShields for cash.
- SEPTEMBER 2021**
- 9/1**, recalled from Louisville IF Alejo Lopez; selected from Louisville the contract of OF Delino DeShields; added to the roster as the 29th player for the scheduled game of the doubleheader RHP R.J. Alaniz; sent to Louisville on a rehabilitation assignment RHP Brad Brach.
- 9/5**, returned from a rehabilitation assignment and reinstated from the 10-day injured list RHP Brad Brach; optioned to Louisville IF Alejo Lopez.
- 9/10**, placed on the paternity list SS Kyle Farmer; recalled from Louisville SS Jose Barrero.
- 9/13**, reinstated from the paternity list SS Kyle Farmer; designated for assignment RHP Brad Brach.
- 9/15**, RHP Brad Brach cleared waivers and was outrighted to Louisville.
- 9/17**, returned from a rehabilitation assignment and reinstated from the 10-day injured list OF Jesse Winker; placed on the 10-day IL, retroactive to 9/14, OF Tyler Naquin; released RHP Brad Brach.
- 9/18**, placed on the 10-day injured list OF Jesse Winker and, retroactive to 9/17, OF Shogo Akiyama; selected from Louisville the contract of OF TJ Friedl; returned from a rehabilitation assignment and reinstated from the 60-day injured list RHP Art Warren.
- 9/20**, placed on the IL C Tyler Stephenson; selected from Louisville the contract of C Mark Kolozsvary.
- 9/22**, reinstated from the injured list C Tyler Stephenson; selected from Louisville the contract of RHP Dauri Moreta; optioned to Louisville C Mark Kolozsvary; placed on the 10-day injured list, retroactive to 9/21, IF Mike Moustakas; transferred to the 60-day injured list RHP Tejay Antone; designated for assignment RHP R.J. Alaniz.
- 9/24**, outrighted to Louisville RHP R.J. Alaniz.
- 9/25**, recalled from Louisville LHP Cionel Pérez; placed on the 10-day injured list, retroactive to 9/22, LHP Wade Miley; RHP R.J. Alaniz accepted an outright assignment to Louisville.
- 9/27**, selected from Louisville the contract of LHP Reiver Sanmartin; designated for assignment C Beau Taylor.
- 9/28**, recalled from Louisville RHP Riley O'Brien; optioned to Louisville LHP Cionel Pérez.
- 9/29**, C Beau Taylor cleared waivers and was outrighted to Louisville.
- 9/30**, optioned to Louisville RHP Riley O'Brien.
- OCTOBER 2021**
- 10/4**, reinstated from the 10-day injured list OF Shogo Akiyama, LHP Wade Miley, IF Mike Moustakas, OF Tyler Naquin and OF Jesse Winker.
- 10/7**, OF Delino DeShields cleared waivers and was outrighted to Louisville.
- NOVEMBER 2021**
- 11/2**, signed to a minor league contract and invited to 2022 Major League spring training camp OF Lorenzo Cedrola.
- 11/3**, acquired from the Tigers minor league IF Nick Quintana for C Tucker Barnhart; IF Asdrúbal Cabrera, RHP Mychal Givens and RHP Michael Lorenzen were declared free agents.
- 11/4**, RF Nick Castellanos opted out of his 2022 contract; IF Alex Blandino cleared waivers and was outrighted to Louisville.
- 11/5**, LHP Wade Miley was claimed off waivers by the Cubs; LHP Justin Wilson exercised up his contract option for 2022; the Reds declined their conditional option on LHP Justin Wilson's contract for 2023.
- 11/7**, extended the 2022 qualifying contract offer to RF Nick Castellanos; IF Alex Blandino was declared a minor league free agent.
- 11/17**, RF Nick Castellanos did not accept the 2022 qualifying contract offer.
- 11/19**, added to the 40-man roster OF Allan Cerda, RHP Alexis Diaz, RHP Daniel Duarte, RHP Hunter Greene and RHP James Marín.
- 11/24**, LHP Cionel Pérez was claimed off waivers by the Orioles.
- 11/26**, signed to minor league contracts and invited to 2022 Major League spring training camp RHP Connor Overton and IF Cristian Santana.
- 11/30**, tendered 2022 contracts to arbitration-eligible players RHP Luis Cessa, OF Tyler Naquin, RHP Luis Castillo, IF Kyle Farmer, LHP Amir Garrett, RHP Tyler Mahle, OF Jesse Winker, RHP Jeff Hoffman, IF/OF Nick Senzel and RHP Lucas Sims; did not tender a 2022 contract to RHP Brandon Bailey, who agreed to terms on a minor league contract with an invitation to 2022 Major League spring training camp.

DECEMBER 2021

- 12/1**, signed to minor league contracts and invited to 2022 Major League spring training camp OF Trey Amburgey, RHP Brandon Bailey, IF/OF Allen Córdoba, C/IF Andrew Knapp and RHP Trey Wingenter.
- 12/8**, selected OF Ronnie Dawson from the Astros with the 13th pick in the minor league phase of the Rule 5 Draft; RHP Carson Fulmer was selected by the Dodgers with the 39th pick in the minor league phase of the Rule 5 Draft.
- 12/9**, signed to a minor league contract and invited to 2022 Major League camp RHP Kyle Dowdy.
- 12/20**, signed to a minor league contract and invited to 2022 Major League camp 1B Jake Bauers.

JANUARY 2022

- 1/6**, signed to a minor league contract and invited to Major League camp RHP Ben Lively.
- 1/11**, signed to a minor league contract and invited to Major League camp IF Juniel Querecuto.
- 1/15**, signed to minor league contracts RHP Joneiker Arellano, SS Ricardo Cabrera, C Henry Guerrero and SS Anthuan Valencia out of Venezuela; SS Jesus Correa and RHP David Lorduy out of Colombia; RHP Lisnerkin Lantigua, RHP Nelfri Payano, OF Adrian Reyes and OF Carlos Sanchez out of Dominican Republic.
- 1/17**, signed to minor league contracts OF Esmith Pineda out of Panama and LHP Ben Walmsley out of Australia.
- 1/19**, invited to Major League spring training camp minor leaguers RHP Graham Ashcraft, LHP Phillip Diehl, RHP Joel Kuhnel, LHP Nick Lodolo, C Chris Okey and C Chuckie Robinson.

FEBRUARY 2022

- 2/20**, signed to a minor league contract and invited to Major League spring training camp RHP Zack Godley.

MARCH 2022

- 3/11**, invited to Major League spring training camp OF Ronnie Dawson and IF Matt McLain.
- 3/12**, released IF Alfredo Rodriguez.
- 3/13**, acquired from the Twins minor league RHP Chase Petty for RHP Sonny Gray and minor league RHP Francis Peguero.
- 3/14**, acquired from the Mariners RHP Justin Dunn, OF Jake Fraley, minor league LHP Brandon Williamson and a player to be named for 3B Eugenio Suárez and OF Jesse Winker.
- 3/16**, acquired from the Royals LHP Mike Minor and cash for LHP Amir Garrett; signed to a 1-year contract through the 2022 season IF Donovan Solano; signed to a minor league contract and invited to Major League spring training camp RHP Buck Farmer.
- 3/17**, signed to a 1-year contract through the 2022 season IF Colin Moran.
- 3/19**, invited to Major League spring training camp IF Miguel Hernández.
- 3/20**, signed to a minor league contract and invited to Major League spring training camp OF Albert Almora Jr.; reassigned to minor league camp RHP Brandon Bailey and IF Juniel Querecuto.
- 3/21**, signed to minor league contracts and invited to Major League spring training camp IF Brandon Drury and RHP Kyle Zimmer; reassigned to minor league camp IF/OF Allen Córdoba.
- 3/22**, agreed to terms on 1-year contracts, avoiding arbitration, with RHP Luis Castillo, RHP Luis Cessa, IF Kyle Farmer, RHP Jeff Hoffman, RHP Tyler Mahle, OF Tyler Naquin and OF Nick Senzel.
- 3/23**, signed to a 1-year contract through the 2022 season RHP Hunter Strickland.
- 3/24**, reassigned to minor league camp OF Allan Cerda (optioned to Chattanooga), RHP James Marinan (optioned to Chattanooga), RHP Jared Solomon (optioned to Chattanooga) and non-roster invitee OF Lorenzo Cedrola.
- 3/26**, signed to a 1-year contract through the 2022 season, with a mutual option for 2023, OF Tommy Pham; transferred to the 60-day injured list RHP Tejay Antone; reassigned to minor league camp C Mark Kolozsvarly (optioned to Louisville), IF/OF Alejo Lopez (optioned to Louisville) and non-roster invitees OF Trey Amburgey, OF Ronnie Dawson, RHP Zack Godley, IF Miguel Hernandez, RHP Joel Kuhnel, IF Matt McLain, C Chris Okey, RHP Connor Overton, C Chuckie Robinson and LHP Brandon Williamson.
- 3/27**, reassigned to minor league camp RHP Riley O'Brien (optioned t/2o Louisville) and non-roster invitees RHP Kyle Dowdy and IF Cristian Santana.
- 3/29**, acquired from the Mariners minor league RHP Connor Phillips as the player to be named in the 3/14/22 trade that sent to Seattle 3B Eugenio Suárez and OF Jesse Winker for RHP Justin Dunn, OF Jake Fraley and minor league LHP Brandon Williamson; reassigned to minor league camp non-roster invitees RHP Graham Ashcraft, LHP Phillip Diehl, RHP Ben Lively and RHP Kyle Zimmer.
- 3/30**, reassigned to minor league camp OF TJ Friedl (optioned to Louisville) and non-roster invitees OF Albert Almora Jr. and 1B/OF Jake Bauers.

2021 National League Club Rank Batting

TEAM	AVG	G	AB	R	H	TB	2B	3B	HR	RBI	BB	IBB	SO	SB	CS	OBP	SLG	OPS	SAC	SF	HBP	GIDP	LOB
Arizona Diamondbacks	12	1	1	12	9	12	1	3	14	12	9	11	12	14	2	13	13	13	10	14	14	10	3
Atlanta Braves	5	14	9	3	6	4	7	11	2	3	8	5	10	11	4	6	2	4	10	5	8	15	13
Chicago Cubs	11	1	14	11	12	9	15	4	5	11	11	15	15	4	14	12	9	10	3	11	4	2	15
Cincinnati Reds	2	1	4	4	3	2	2	15	4	7	14	9	15	9	4	3	2	8	2	1	3	9	
Colorado Rockies	2	14	7	5	4	6	3	2	9	5	13	11	5	7	8	8	6	6	1	8	13	12	12
Los Angeles Dodgers	5	1	3	1	5	3	11	6	3	1	1	5	8	9	3	2	4	2	10	2	2	13	2
Miami Marlins	14	1	12	14	14	14	14	8	13	14	15	9	14	2	12	15	14	15	14	11	10	14	14
Milwaukee Brewers	14	1	10	6	13	11	10	13	8	6	3	8	12	5	6	8	11	11	15	9	5	8	8
New York Mets	10	1	15	13	15	13	13	13	12	13	12	9	6	13	10	10	12	12	9	15	3	4	10
Philadelphia Phillies	9	1	8	7	10	8	8	6	6	6	6	4	7	6	4	7	8	7	2	5	8	7	7
Pittsburgh Pirates	12	1	13	15	11	15	12	1	15	15	10	11	3	10	13	13	15	14	13	7	15	8	5
San Diego Padres	8	1	6	8	7	10	4	10	11	8	3	3	2	1	15	5	10	9	6	1	12	5	6
San Francisco Giants	2	1	2	2	2	1	6	5	1	2	2	1	11	8	1	3	1	1	6	11	11	6	4
St. Louis Cardinals	5	1	11	10	8	7	9	9	6	10	14	7	4	3	7	11	7	8	3	4	6	10	11
Washington Nationals	1	1	5	9	1	5	5	11	9	9	5	2	1	12	10	1	5	4	5	10	7	1	1

2021 National League Club Rank Pitching

TEAM	W	L	ERA	G	GS	CG	SHO	GF	HLD	SV	SVO	IP	H	R	ER	HR	HB	BB	IBB	SO	WP	BK	WHIP	AVG	GO/AO	GDP	TBF	AB
Arizona Diamondbacks	15	1	15	1	1	2	15	11	15	15	14	7	15	15	13	8	11	14	14	14	10	14	15	15	12	1	1	
Atlanta Braves	5	11	4	14	14	5	2	11	2	8	9	11	5	4	5	6	5	5	10	8	1	12	5	4	6	11	14	14
Chicago Cubs	11	5	13	1	1	10	8	2	11	8	12	10	12	14	13	14	15	12	5	10	5	6	13	12	1	1	2	4
Cincinnati Reds	6	10	10	1	1	10	8	2	13	6	10	4	10	10	10	11	4	15	7	3	4	12	10	9	7	9	3	3
Colorado Rockies	10	6	12	14	14	2	13	14	11	12	11	12	13	11	12	8	1	9	1	13	2	5	12	13	1	2	9	8
Los Angeles Dodgers	2	14	1	1	1	10	4	2	3	1	2	2	1	1	1	3	1	3	12	2	11	14	1	1	8	15	13	10
Miami Marlins	12	4	6	1	1	10	8	2	10	12	13	9	8	7	6	4	14	7	12	9	7	3	7	8	5	3	10	11
Milwaukee Brewers	3	13	3	1	1	5	1	7	7	4	3	3	2	3	3	5	10	8	1	1	5	14	3	2	8	14	12	12
New York Mets	9	7	5	1	1	5	8	7	9	6	8	15	3	5	4	7	6	2	4	6	10	1	4	6	12	8	15	15
Philadelphia Phillies	7	9	9	1	1	1	6	15	14	10	7	6	9	9	9	8	4	11	5	12	8	8	9	3	4	7	5	
Pittsburgh Pirates	14	2	14	1	1	15	13	1	8	14	14	13	14	13	14	12	11	13	6	12	9	8	14	13	14	6	4	7
San Diego Padres	8	8	8	1	1	5	7	7	6	5	5	5	7	8	8	10	13	5	9	4	8	3	6	7	10	5	6	6
San Francisco Giants	1	15	2	1	1	5	2	7	1	1	1	1	6	2	2	1	1	1	3	7	13	10	2	3	4	9	11	2
St. Louis Cardinals	4	12	7	1	1	2	5	11	4	3	5	8	4	6	7	2	12	14	7	15	3	6	9	4	10	7	8	13
Washington Nationals	13	3	11	1	1	10	8	2	5	10	4	14	11	12	11	15	7	10	15	11	14	1	11	11	13	13	5	9

2021 National League Rookie Batting Leaders

HR			SF			R			SB						
#	Player	Team	HR	#	Player	Team	SF	#	Player	Team	R	#	Player	Team	SB
1	Wisdom, P	CHC	28	1	Carlson, D	STL	8	1	India, J	CIN	98	1	Chisholm Jr., J	MIA	23
2	India, J	CIN	21	2	Stephenson, T	CIN	5	2	Carlson, D	STL	79	2	India, J	CIN	12
3	Carlson, D	STL	18	3	India, J	CIN	4	3	Chisholm Jr., J	MIA	70	3	Hayes, K	PIT	9
3	Chisholm Jr., J	MIA	18	4	Chisholm Jr., J	MIA	4	4	Smith, P	ARI	68	4	Kim, H	SD	6
5	Schwindel, F	CHC	13	4	Kim, H	SD	3	5	Stephenson, T	CIN	56	4	Taylor, T	MIL	6
6	Taylor, T	MIL	12	6	Hayes, K	PIT	2	6	Wisdom, P	CHC	54	6	Sosa, E	STL	4
7	Smith, P	ARI	11	6	Hernandez, Y	WSH	2	7	Hayes, K	PIT	49	6	Wisdom, P	CHC	4
8	Nuñez, D	COL	10	6	Sosa, E	STL	2	8	Schwindel, F	CHC	42	8	Hernandez, Y	WSH	3
8	Stephenson, T	CIN	10	9	3 tied	1		9	Sosa, E	STL	39	9	Carlson, D	STL	2
10	Hernandez, Y	WSH	9					10	2 tied	33		9	Schwindel, F	CHC	2
AVG			OBP			CS			GIDP						
#	Player	Team	AVG	#	Player	Team	OBP	#	Player	Team	CS	#	Player	Team	GIDP
1	Schwindel, F	CHC	.342	1	Schwindel, F	CHC	.389	1	Chisholm Jr., J	MIA	8	1	India, J	CIN	13
2	Stephenson, T	CIN	.286	2	India, J	CIN	.376	2	Sosa, E	STL	4	2	Hayes, K	PIT	11
3	Hernandez, Y	WSH	.273	3	Stephenson, T	CIN	.366	3	India, J	CIN	3	2	Hernandez, Y	WSH	11
4	Sosa, E	STL	.271	4	Sosa, E	STL	.346	4	Carlson, D	STL	1	2	Smith, P	ARI	11
5	India, J	CIN	.269	5	Carlson, D	STL	.343	4	Hayes, K	PIT	1	1	Stephenson, T	CIN	11
6	Smith, P	ARI	.267	6	Hernandez, Y	WSH	.329	4	Kim, H	SD	1	6	Sosa, E	STL	8
7	Carlson, D	STL	.266	7	Smith, P	ARI	.328	4	Schwindel, F	CHC	1	7	Wisdom, P	CHC	7
8	Hayes, K	PIT	.257	8	Taylor, T	MIL	.321	4	Taylor, T	MIL	1	8	Kim, H	SD	6
9	Chisholm Jr., J	MIA	.248	9	Hayes, K	PIT	.316	4	Wisdom, P	CHC	1	8	Taylor, T	MIL	6
10	Taylor, T	MIL	.247	10	Wisdom, P	CHC	.305					10	Carlson, D	STL	5
TB			HBP			BB			SLG						
#	Player	Team	TB	#	Player	Team	HBP	#	Player	Team	BB	#	Player	Team	SLG
1	India, J	CIN	244	1	India, J	CIN	23	1	India, J	CIN	71	1	Schwindel, F	CHC	.613
2	Carlson, D	STL	237	2	Sosa, E	STL	17	2	Carlson, D	STL	57	2	Wisdom, P	CHC	.518
3	Smith, P	ARI	201	3	Carlson, D	STL	11	3	Smith, P	ARI	42	3	India, J	CIN	.459
4	Chisholm Jr., J	MIA	197	4	Taylor, T	MIL	7	4	Stephenson, T	CIN	41	4	Taylor, T	MIL	.457
5	Wisdom, P	CHC	175	5	Stephenson, T	CIN	6	5	Chisholm Jr., J	MIA	34	5	Carlson, D	STL	.437
6	Stephenson, T	CIN	151	6	Chisholm Jr., J	MIA	4	5	Nuñez, D	COL	34	6	Stephenson, T	CIN	.431
7	Schwindel, F	CHC	136	6	Kim, H	SD	4	7	Wisdom, P	CHC	32	7	Chisholm Jr., J	MIA	.425
8	Hayes, K	PIT	135	6	Smith, P	ARI	4	8	Hayes, K	PIT	31	8	Hernandez, Y	WSH	.413
9	Sosa, E	STL	112	6	Wisdom, P	CHC	4	9	Hernandez, Y	WSH	22	9	Smith, P	ARI	.404
10	Taylor, T	MIL	111	10	3 tied	1		9	Kim, H	SD	22	10	Nuñez, D	COL	.399
OPS			RBI			3B			XBH						
#	Player	Team	OPS	#	Player	Team	RBI	#	Player	Team	3B	#	Player	Team	XBH
1	Schwindel, F	CHC	1.002	1	India, J	CIN	69	1	Carlson, D	STL	4	1	India, J	CIN	57
2	India, J	CIN	.835	2	Carlson, D	STL	65	1	Chisholm Jr., J	MIA	4	2	Carlson, D	STL	53
3	Wisdom, P	CHC	.823	3	Wisdom, P	CHC	61	1	Smith, P	ARI	4	3	Chisholm Jr., J	MIA	42
4	Stephenson, T	CIN	.797	4	Chisholm Jr., J	MIA	53	1	Sosa, E	STL	4	3	Smith, P	ARI	42
5	Carlson, D	STL	.780	5	Smith, P	ARI	49	5	Nuñez, D	COL	3	5	Wisdom, P	CHC	41
6	Taylor, T	MIL	.778	6	Stephenson, T	CIN	45	5	Taylor, T	MIL	3	6	Schwindel, F	CHC	33
7	Hernandez, Y	WSH	.742	7	Taylor, T	MIL	43	7	Hayes, K	PIT	2	7	Stephenson, T	CIN	31
8	Sosa, E	STL	.735	8	Schwindel, F	CHC	40	7	India, J	CIN	2	8	Hayes, K	PIT	28
9	Smith, P	ARI	.732	9	Hayes, K	PIT	38	7	Kim, H	SD	2	9	Nuñez, D	COL	25
10	Chisholm Jr., J	MIA	.728	10	Kim, H	SD	34	10	2 tied	1		10	Taylor, T	MIL	24
H			AB			SO			2B						
#	Player	Team	H	#	Player	Team	AB	#	Player	Team	SO	#	Player	Team	2B
1	Carlson, D	STL	144	1	Carlson, D	STL	542	1	Wisdom, P	CHC	153	1	India, J	CIN	34
2	India, J	CIN	143	2	India, J	CIN	532	2	Carlson, D	STL	152	2	Carlson, D	STL	31
3	Smith, P	ARI	133	3	Smith, P	ARI	498	3	Chisholm Jr., J	MIA	145	3	Smith, P	ARI	27
4	Chisholm Jr., J	MIA	115	4	Chisholm Jr., J	MIA	464	4	India, J	CIN	141	4	Stephenson, T	CIN	21
5	Stephenson, T	CIN	100	5	Hayes, K	PIT	362	5	Smith, P	ARI	106	5	Chisholm Jr., J	MIA	20
6	Hayes, K	PIT	93	6	Stephenson, T	CIN	350	6	Nuñez, D	COL	91	5	Hayes, K	PIT	20
7	Sosa, E	STL	78	7	Wisdom, P	CHC	338	7	Hayes, K	PIT	87	7	Schwindel, F	CHC	19
7	Wisdom, P	CHC	78	8	Sosa, E	STL	288	8	Stephenson, T	CIN	75	8	Wisdom, P	CHC	13
9	Schwindel, F	CHC	76	9	Kim, H	SD	267	9	Kim, H	SD	71	9	Kim, H	SD	12
10	Hernandez, Y	WSH	72	10	Hernandez, Y	WSH	264	10	Sosa, E	STL	63	9	Nuñez, D	COL	12
PA			IBB			G			SAC						
#	Player	Team	PA	#	Player	Team	IBB	#	Player	Team	G	#	Player	Team	SAC
1	India, J	CIN	631	1	Nuñez, D	COL	4	1	India, J	CIN	150	1	Chisholm Jr., J	MIA	2
2	Carlson, D	STL	619	2	Carlson, D	STL	2	2	Carlson, D	STL	149	1	Kim, H	SD	2
3	Smith, P	ARI	545	2	Schwindel, F	CHC	2	3	Smith, P	ARI	145	3	Carlson, D	STL	1
4	Chisholm Jr., J	MIA	507	2	Sosa, E	STL	2	4	Stephenson, T	CIN	132	3	India, J	CIN	1
5	Stephenson, T	CIN	402	5	7 tied	1		5	Chisholm Jr., J	MIA	124	3	Sosa, E	STL	1
6	Hayes, K	PIT	396					6	Kim, H	SD	117				
7	Wisdom, P	CHC	375					7	Sosa, E	STL	113				
8	Sosa, E	STL	326					8	Hernandez, Y	WSH	112				
9	Kim, H	SD	298					9	Wisdom, P	CHC	106				
10	Hernandez, Y	WSH	289					10	Hayes, K	PIT	96				

2021 National League Rookie Pitching Leaders

HR				R				GO/AO				AVG			
#	Player	Team	HR	#	Player	Team	R	#	Player	Team	GO/AO	#	Player	Team	AVG
1	Alzolay, A	CHC	25	1	Crowe, W	PIT	75	1	Peacock, M	ARI	2.08	1	Rogers, T	MIA	.218
1	Crowe, W	PIT	25	2	Alzolay, A	CHC	66	2	Anderson, I	ATL	1.38	2	Anderson, I	ATL	.221
3	Gutierrez, V	CIN	20	3	Gutierrez, V	CIN	61	3	Crismatt, N	SD	1.37	3	Alzolay, A	CHC	.236
3	Weathers, R	SD	20	4	Weathers, R	SD	57	4	Alzolay, A	CHC	1.24	4	Megill, T	NYM	.255
5	Megill, T	NYM	19	5	Peacock, M	ARI	55	5	Weathers, R	SD	1.03	5	Gutierrez, V	CIN	.263
6	Anderson, I	ATL	16	6	Anderson, I	ATL	51	6	Crowe, W	PIT	0.96	6	Crismatt, N	SD	.274
7	Peacock, M	ARI	13	7	Megill, T	NYM	46	7	Megill, T	NYM	0.95	7	Crowe, W	PIT	.276
8	Crismatt, N	SD	10	8	Rogers, T	MIA	46	8	Gutierrez, V	CIN	0.94	8	Weathers, R	SD	.279
9	Rogers, T	MIA	6	9	Crismatt, N	SD	40	9	Rogers, T	MIA	0.89	9	Peacock, M	ARI	.304

GO				OBP				GIDP				ERA			
#	Player	Team	GO	#	Player	Team	OBP	#	Player	Team	GIDP	#	Player	Team	ERA
1	Anderson, I	ATL	146	1	Rogers, T	MIA	.291	1	Anderson, I	ATL	11	1	Rogers, T	MIA	2.64
2	Peacock, M	ARI	135	2	Alzolay, A	CHC	.294	1	Weathers, R	SD	11	2	Anderson, I	ATL	3.58
3	Alzolay, A	CHC	133	3	Anderson, I	ATL	.300	3	Crismatt, N	SD	10	3	Crismatt, N	SD	3.76
4	Gutierrez, V	CIN	117	4	Megill, T	NYM	.311	4	Megill, T	NYM	8	4	Megill, T	NYM	4.52
5	Crowe, W	PIT	110	5	Gutierrez, V	CIN	.336	4	Rogers, T	MIA	8	5	Alzolay, A	CHC	4.58
5	Rogers, T	MIA	110	6	Weathers, R	SD	.338	6	Alzolay, A	CHC	7	6	Gutierrez, V	CIN	4.74
7	Weathers, R	SD	99	7	Crismatt, N	SD	.341	6	Gutierrez, V	CIN	7	7	Peacock, M	ARI	4.90
8	Crismatt, N	SD	93	8	Peacock, M	ARI	.354	6	Peacock, M	ARI	7	8	Weathers, R	SD	5.32
9	Megill, T	NYM	79	9	Crowe, W	PIT	.363	9	Crowe, W	PIT	6	9	Crowe, W	PIT	5.48

WHIP				HB				BB				H			
#	Player	Team	WHIP	#	Player	Team	HB	#	Player	Team	BB	#	Player	Team	H
1	Rogers, T	MIA	1.15	1	Crismatt, N	SD	8	1	Crowe, W	PIT	57	1	Crowe, W	PIT	126
2	Alzolay, A	CHC	1.16	2	Crowe, W	PIT	6	2	Anderson, I	ATL	53	2	Gutierrez, V	CIN	115
3	Anderson, I	ATL	1.23	3	Alzolay, A	CHC	5	3	Gutierrez, V	CIN	46	3	Alzolay, A	CHC	112
4	Megill, T	NYM	1.28	3	Rogers, T	MIA	5	3	Rogers, T	MIA	46	4	Peacock, M	ARI	107
5	Crismatt, N	SD	1.36	5	Gutierrez, V	CIN	4	5	Alzolay, A	CHC	34	4	Rogers, T	MIA	107
6	Weathers, R	SD	1.38	6	Weathers, R	SD	3	6	Weathers, R	SD	30	6	Anderson, I	ATL	105
7	Gutierrez, V	CIN	1.41	7	Megill, T	NYM	2	7	Peacock, M	ARI	28	7	Weathers, R	SD	101
8	Peacock, M	ARI	1.56	8	Anderson, I	ATL	1	8	Megill, T	NYM	27	8	Megill, T	NYM	88
9	Crowe, W	PIT	1.57	8	Peacock, M	ARI	1	9	Crismatt, N	SD	24	9	Crismatt, N	SD	87

SO				W				L				SV			
#	Player	Team	SO	#	Player	Team	W	#	Player	Team	L	#	Player	Team	SV
1	Rogers, T	MIA	157	1	Anderson, I	ATL	9	1	Alzolay, A	CHC	13	1	Alzolay, A	CHC	1
2	Alzolay, A	CHC	128	1	Gutierrez, V	CIN	9	2	Crowe, W	PIT	8	1	Weathers, R	SD	1
3	Anderson, I	ATL	124	3	Rogers, T	MIA	7	2	Rogers, T	MIA	8				
4	Crowe, W	PIT	111	4	Alzolay, A	CHC	5	4	Peacock, M	ARI	7				
5	Megill, T	NYM	99	4	Peacock, M	ARI	5	4	Weathers, R	SD	7				
6	Gutierrez, V	CIN	88	6	Crowe, W	PIT	4	6	Gutierrez, V	CIN	6				
7	Weathers, R	SD	72	6	Megill, T	NYM	4	6	Megill, T	NYM	6				
8	Crismatt, N	SD	71	6	Weathers, R	SD	4	8	Anderson, I	ATL	5				
9	Peacock, M	ARI	50	9	Crismatt, N	SD	3	9	Crismatt, N	SD	1				

IP				WPCT				HLD				OPS			
#	Player	Team	IP	#	Player	Team	WPCT	#	Player	Team	HLD	#	Player	Team	OPS
1	Rogers, T	MIA	133.0	1	Crismatt, N	SD	.750	1	Crismatt, N	SD	3	1	Rogers, T	MIA	.609
2	Anderson, I	ATL	128.1	2	Anderson, I	ATL	.643					2	Anderson, I	ATL	.670
3	Alzolay, A	CHC	125.2	3	Gutierrez, V	CIN	.600					3	Alzolay, A	CHC	.733
4	Crowe, W	PIT	116.2	4	Rogers, T	MIA	.467					4	Crismatt, N	SD	.760
5	Gutierrez, V	CIN	114.0	5	Peacock, M	ARI	.417					5	Megill, T	NYM	.778
6	Weathers, R	SD	94.2	6	Megill, T	NYM	.400					6	Gutierrez, V	CIN	.805
7	Megill, T	NYM	89.2	7	Weathers, R	SD	.364					7	Weathers, R	SD	.836
8	Peacock, M	ARI	86.1	8	Crowe, W	PIT	.333					8	Peacock, M	ARI	.848
9	Crismatt, N	SD	81.1	9	Alzolay, A	CHC	.278					9	Crowe, W	PIT	.864

AMERICAN LEAGUE STATISTICS

2021 American League Hitting

TEAM	AVG	G	AB	R	H	TB	2B	3B	HR	RBI	BB	IBB	SO	SB	CS	OBP	SLG	OPS	SAC	SF	HBP	GIDP	LOB
Houston Astros	.267	162	5593	863	1496	2486	299	14	221	834	569	25	1222	53	16	.339	.444	.783	9	54	64	136	1159
Toronto Blue Jays	.266	162	5476	846	1455	2552	285	13	262	816	496	14	1218	81	20	.330	.466	.796	10	35	51	112	1056
Boston Red Sox	.261	162	5495	829	1434	2467	330	23	219	783	512	22	1386	40	21	.328	.449	.777	10	42	61	100	1093
Chicago White Sox	.256	162	5357	796	1373	2262	275	22	190	757	586	10	1389	57	20	.336	.422	.758	24	39	78	139	1125
Kansas City Royals	.249	162	5427	686	1349	2147	251	29	163	647	421	8	1258	124	33	.306	.396	.702	31	52	55	100	1050
Los Angeles Angels	.245	162	5437	723	1331	2212	265	23	190	691	464	35	1394	79	26	.310	.407	.717	30	25	59	107	1029
Tampa Bay Rays	.243	162	5507	857	1336	2362	288	36	222	810	585	27	1542	88	42	.321	.429	.750	6	41	72	75	1085
Detroit Tigers	.242	162	5376	697	1299	2146	236	37	179	675	490	8	1514	88	25	.308	.399	.707	17	50	44	113	1031
Minnesota Twins	.241	162	5431	729	1311	2300	271	17	228	690	525	17	1405	54	15	.314	.423	.737	7	42	70	122	1092
Baltimore Orioles	.239	162	5420	659	1296	2177	266	15	195	632	451	12	1454	54	23	.304	.402	.706	14	31	65	105	1046
Oakland Athletics	.238	162	5395	743	1284	2190	271	19	199	698	545	17	1349	88	20	.317	.406	.723	17	49	98	99	1084
Cleveland Indians	.238	162	5332	717	1269	2170	248	22	203	686	453	18	1387	109	17	.303	.407	.710	20	36	64	105	987
New York Yankees	.237	162	5331	711	1266	2169	213	12	222	666	621	14	1482	63	18	.322	.407	.729	10	34	63	154	1091
Texas Rangers	.232	162	5405	625	1254	2028	225	24	167	598	433	10	1381	106	29	.294	.375	.669	16	31	58	113	1007
Seattle Mariners	.226	162	5355	697	1209	2061	233	11	199	673	535	8	1492	64	24	.303	.385	.688	9	36	72	92	1040

2021 American League Pitching

TEAM	W	L	ERA	G	GS	C	SHO	GF	HLD	SV	SVO	IP	H	R	ER	HR	HB	BB	IBB	SO	WP	BK	WHIP	AVG	GO	AO	GIDP
Tampa Bay Rays	100	62	3.67	162	162	1	13	161	93	42	64	1455.2	1264	651	593	184	55	436	27	1478	64	6	1.17	.232	0.88	110	
Chicago White Sox	93	69	3.73	162	162	4	13	158	92	43	68	1403.1	1205	636	581	182	51	485	16	1588	84	6	1.20	.229	0.87	100	
New York Yankees	92	70	3.74	162	162	3	13	159	85	47	73	1435.1	1243	669	596	196	56	492	10	1569	85	8	1.21	.231	0.90	99	
Houston Astros	95	67	3.78	162	162	2	8	160	69	34	61	1445.0	1231	658	607	187	70	549	12	1456	72	4	1.23	.228	1.05	107	
Toronto Blue Jays	91	71	3.91	162	162	1	14	161	64	34	52	1405.1	1257	663	610	209	75	473	10	1468	54	4	1.23	.236	1.00	108	
Oakland Athletics	86	76	4.02	162	162	3	11	159	71	39	67	1433.0	1362	687	640	191	64	439	11	1332	63	2	1.26	.247	0.83	102	
Boston Red Sox	92	70	4.26	162	162	0	7	162	93	49	76	1419.0	1409	749	671	176	79	546	31	1527	63	6	1.38	.258	1.02	120	
Seattle Mariners	90	72	4.30	162	162	1	10	161	100	51	84	1440.1	1356	748	688	197	69	485	23	1328	58	3	1.28	.247	0.86	120	
Detroit Tigers	77	85	4.32	162	162	2	7	160	79	42	66	1419.2	1370	756	681	199	82	571	10	1259	80	3	1.37	.252	1.02	119	
Cleveland Indians	80	82	4.34	162	162	0	9	162	66	39	58	1408.0	1281	727	679	216	59	522	12	1391	52	8	1.28	.240	0.97	123	
Kansas City Royals	74	88	4.64	162	162	1	7	161	83	37	62	1417.1	1375	788	731	189	62	591	16	1344	86	9	1.39	.254	0.93	130	
Los Angeles Angels	77	85	4.69	162	162	1	4	161	71	39	65	1421.2	1373	804	741	188	76	592	18	1453	56	11	1.38	.251	1.05	119	
Texas Rangers	60	102	4.79	162	162	0	3	162	65	31	51	1424.1	1402	815	758	232	61	513	11	1239	67	0	1.34	.256	0.96	120	
Minnesota Twins	73	89	4.83	162	162	1	9	161	89	42	63	1419.1	1392	834	762	239	62	484	13	1317	48	3	1.32	.255	0.93	113	
Baltimore Orioles	52	110	5.84	162	162	1	5	161	63	26	54	1402.0	1518	956	910	258	68	563	12	1234	88	7	1.48	.273	0.84	89	

2021 American League Fielding

Team	PCT	G	GS	TC	PO	A	E	DP	TP	PB	CWP	SB	CS
Houston Astros	.988	162	162	5836	4335	1432	69	126	0	11	72	56	26
Oakland Athletics	.987	162	162	5691	4299	1320	72	116	0	6	63	65	22
Baltimore Orioles	.987	162	162	5639	4206	1359	74	101	0	13	88	53	27
Seattle Mariners	.986	162	162	5784	4321	1384	79	135	0	12	58	91	17
Tampa Bay Rays	.986	162	162	5805	4367	1358	80	130	0	14	64	69	22
Detroit Tigers	.986	162	162	5834	4259	1492	83	136	0	18	80	67	32
Texas Rangers	.986	162	162	5818	4273	1462	83	146	0	7	67	74	17
Kansas City Royals	.985	162	162	5758	4252	1422	84	152	0	4	86	41	24
Cleveland Indians	.985	162	162	5710	4224	1400	86	138	0	11	52	63	23
Los Angeles Angels	.985	162	162	5772	4265	1419	88	131	0	18	56	85	18
Toronto Blue Jays	.984	162	162	5677	4216	1371	90	122	0	6	54	73	22
New York Yankees	.983	162	162	5722	4306	1318	98	112	3	14	85	86	17
Chicago White Sox	.982	162	162	5517	4210	1210	97	112	0	18	84	119	24
Minnesota Twins	.982	162	162	5785	4258	1420	107	138	1	13	48	80	26
Boston Red Sox	.981	162	162	5786	4257	1421	108	143	0	13	63	92	22

2021 American League Club Rank Batting

TEAM	AVG	G	AB	R	H	TB	2B	3B	HR	RBI	BB	IBB	SO	SB	CS	OBP	SLG	OPS	SAC	SF	HBP	GIDP	LOB
Baltimore Orioles	10	1	8	14	10	9	8	11	10	14	13	10	11	12	9	12	11	12	8	13	6	9	10
Boston Red Sox	3	1	3	4	3	3	1	5	6	4	8	4	6	15	8	4	2	3	9	5	10	11	4
Chicago White Sox	4	1	12	5	4	6	5	7	11	5	2	11	8	11	5	2	6	4	3	8	2	2	2
Cleveland Indians	11	1	14	9	12	10	11	7	7	9	12	5	7	2	3	13	7	10	4	9	7	9	15
Detroit Tigers	8	1	11	11	9	13	12	1	13	10	10	13	14	4	11	10	12	11	5	3	15	5	12
Houston Astros	1	1	1	1	1	2	2	12	5	1	4	3	2	14	2	1	3	2	12	1	7	3	1
Kansas City Royals	5	1	7	13	5	12	10	3	15	13	15	13	3	1	14	11	13	13	1	2	13	11	9
Los Angeles Angels	6	1	5	8	7	7	9	5	11	7	11	1	9	8	12	9	7	9	2	15	11	8	13
Minnesota Twins	9	1	6	7	8	5	6	10	2	8	7	6	10	12	1	8	5	6	14	5	5	4	5
New York Yankees	13	1	15	10	13	11	15	14	3	12	1	8	12	10	4	5	7	7	9	12	9	1	3
Oakland Athletics	11	1	10	6	11	8	6	9	8	6	5	6	4	4	5	7	10	8	5	4	1	13	7
Seattle Mariners	15	1	13	11	15	14	13	15	8	11	6	13	13	9	10	13	14	14	12	9	3	14	11
Tampa Bay Rays	7	1	2	2	6	4	3	2	3	3	3	2	15	4	15	6	4	5	15	7	3	15	6
Texas Rangers	14	1	9	15	14	15	14	4	14	15	14	11	5	3	13	15	15	15	7	13	12	5	14
Toronto Blue Jays	2	1	4	3	2	1	4	13	1	2	9	8	1	7	5	3	1	1	9	11	14	7	8

2021 American League Club Rank Pitching

TEAM	W	L	ERA	G	CS	OG	SHO	GF	HLD	SV	S/O	IP	H	R	ER	HR	HB	BB	IBB	SO	WP	BK	WHP	AVG	GO/AO	GDP	TEF	AB	
Baltimore Orioles	15	1	15	1	1	6	13	4	15	15	13	15	15	15	15	9	12	6	15	1	11	15	15	14	15	1	1		
Boston Red Sox	4	11	7	1	1	13	10	1	2	2	2	10	14	9	7	1	14	10	15	3	9	8	12	14	3	3	4	5	
Chicago White Sox	3	13	2	1	1	1	2	15	4	4	4	14	1	1	2	1	5	10	1	4	8	2	2	12	13	15	15		
Cleveland Indians	9	7	10	1	1	13	7	1	12	8	12	12	6	7	8	12	4	9	6	8	14	12	7	6	6	2	13	13	
Detroit Tigers	10	5	9	1	1	4	10	11	8	5	6	8	9	10	9	10	15	13	1	13	5	3	11	10	3	6	3	9	
Houston Astros	2	14	4	1	1	4	9	11	11	12	11	2	2	3	4	4	11	11	6	6	6	6	4	1	1	11	9	11	
Kansas City Royals	12	4	11	1	1	6	10	4	7	11	10	11	11	11	11	11	6	6	14	10	9	2	14	14	11	8	1	5	10
Los Angeles Angels	10	5	12	1	1	6	14	4	9	8	7	7	10	12	12	5	13	15	12	7	12	15	12	9	1	6	2	4	
Minnesota Twins	13	3	14	1	1	6	7	4	5	5	9	9	12	14	14	14	6	4	9	12	15	3	9	12	8	8	8	7	
New York Yankees	4	11	3	1	1	2	2	13	6	3	4	3	5	3	8	3	7	1	2	3	12	3	3	10	14	11	12		
Oakland Athletics	8	8	6	1	1	2	5	13	9	8	5	5	8	6	6	7	8	2	4	10	9	2	6	7	15	12	9	2	
Seattle Mariners	7	9	8	1	1	6	6	4	1	1	1	3	7	8	10	9	10	5	13	11	11	3	7	7	13	3	6	3	
Tampa Bay Rays	1	15	1	1	1	6	2	4	2	5	8	1	5	2	2	3	2	1	14	4	8	8	1	4	11	9	12	8	
Texas Rangers	14	2	13	1	1	13	15	1	13	14	15	6	13	13	13	13	5	8	4	14	7	1	10	13	7	3	7	6	
Toronto Blue Jays	6	10	5	1	1	6	1	4	14	12	14	13	4	4	5	11	12	3	1	5	13	6	4	5	5	10	14	13	

2021 American League Starting Pitching

TEAM	W	L	ERA	G	GSC	GSHO	GF	HLD	SV	SVO	IP	H	R	ER	HR	HB	BB	IBB	SO	WP	BK	WHIP	AVG	GO/AO	GIDP
Chicago White Sox	61	40	3.57	162	162	4	3	0	0	0	855.1	728	371	339	112	29	275	5	944	41	2	1.17	.227	0.85	55
Houston Astros	63	36	3.63	162	162	2	0	0	0	0	881.2	747	370	356	113	33	298	3	835	34	3	1.19	.227	1.08	57
Toronto Blue Jays	61	40	3.79	162	162	1	1	0	0	0	836.1	766	376	352	127	40	238	0	873	14	2	1.20	.239	0.95	67
Oakland Athletics	57	52	3.91	162	162	3	3	0	0	0	894.0	864	412	388	118	42	248	2	862	28	2	1.24	.250	0.86	63
New York Yankees	44	40	3.91	162	162	3	2	0	0	0	829.1	738	388	360	123	29	266	2	894	34	4	1.21	.235	0.75	54
Tampa Bay Rays	42	30	4.08	162	162	1	0	0	0	0	752.2	680	357	341	106	21	216	7	739	36	3	1.19	.239	0.92	56
Detroit Tigers	35	57	4.17	162	162	2	1	0	0	0	781.1	754	399	362	116	43	259	0	626	23	0	1.30	.251	1.08	67
Boston Red Sox	50	47	4.49	162	162	0	0	0	0	0	812.0	850	436	405	106	38	261	7	852	24	1	1.37	.267	0.96	74
Seattle Mariners	45	45	4.61	162	162	1	0	0	0	0	821.2	817	444	421	133	32	270	9	705	29	1	1.32	.257	0.83	69
Los Angeles Angels	40	56	4.78	162	162	1	0	0	0	0	776.1	760	443	412	111	38	302	4	790	32	3	1.37	.253	1.04	67
Cleveland Indians	48	52	4.84	162	162	0	0	0	0	0	820.0	766	465	441	139	34	278	1	749	30	7	1.27	.245	0.90	74
Kansas City Royals	41	63	4.97	162	162	1	0	0	0	0	796.1	836	474	440	114	39	316	3	728	29	4	1.45	.269	0.97	76
Minnesota Twins	39	58	5.18	162	162	1	0	0	0	0	795.2	824	493	458	147	35	236	4	685	22	1	1.33	.264	0.89	52
Texas Rangers	33	71	5.33	162	162	0	0	0	0	0	798.2	824	491	473	154	39	264	0	649	33	0	1.36	.267	0.98	73
Baltimore Orioles	24	76	5.99	162	162	1	1	0	0	0	735.1	841	506	489	149	35	267	4	597	33	5	1.51	.285	0.77	49

2021 American League Relief Pitching

TEAM	W	L	ERA	G	GSC	GSHO	GF	HLD	SV	SVO	IP	H	R	ER	HR	HB	BB	IBB	SO	WP	BK	WHIP	AVG	GO/AO	GIDP	
Tampa Bay Rays	58	32	3.24	161	0	0	0	161	93	42	64	703.0	584	294	253	78	34	220	20	739	28	3	1.14	.224	0.84	54
New York Yankees	48	30	3.56	159	0	0	0	159	85	47	73	606.0	505	281	240	73	27	226	8	675	51	4	1.21	.225	1.16	45
Cleveland Indians	32	30	3.64	162	0	0	0	162	66	39	58	588.0	515	262	238	77	25	244	11	642	22	1	1.29	.233	1.09	49
Seattle Mariners	45	27	3.88	161	0	0	0	161	100	51	84	618.2	539	304	267	64	37	215	14	623	29	2	1.22	.233	0.89	51
Chicago White Sox	32	29	3.97	158	0	0	0	158	92	43	68	548.0	477	265	242	70	22	210	11	644	43	4	1.25	.233	0.90	45
Boston Red Sox	42	23	3.99	162	0	0	0	162	93	49	76	607.0	559	313	269	70	41	285	24	675	39	5	1.39	.244	1.11	46
Houston Astros	32	31	4.06	160	0	0	0	160	69	34	61	563.1	484	288	254	74	37	251	9	621	38	1	1.30	.230	1.01	50
Toronto Blue Jays	30	31	4.08	161	0	0	0	161	64	34	52	569.0	491	287	258	82	35	235	10	595	40	2	1.28	.230	1.07	41
Texas Rangers	27	31	4.13	162	0	0	0	162	65	31	51	625.2	578	324	287	78	22	249	11	590	34	0	1.32	.243	0.95	47
Oakland Athletics	29	24	4.21	159	0	0	0	159	71	39	67	539.0	498	275	252	73	22	191	9	470	35	0	1.28	.243	0.77	39
Kansas City Royals	33	25	4.22	161	0	0	0	161	83	37	62	621.0	539	314	291	75	23	275	13	616	57	5	1.30	.234	0.87	54
Minnesota Twins	34	31	4.39	161	0	0	0	161	89	42	63	623.2	568	341	304	92	27	248	9	632	26	2	1.31	.243	0.98	61
Detroit Tigers	42	28	4.50	160	0	0	0	160	79	42	66	638.1	616	357	319	83	39	312	10	633	57	3	1.45	.252	0.93	52
Los Angeles Angels	37	29	4.59	161	0	0	0	161	71	39	65	645.1	613	361	329	77	38	290	14	663	24	8	1.40	.248	1.07	52
Baltimore Orioles	28	34	5.70	161	0	0	0	161	63	26	54	666.2	677	450	422	109	33	296	8	637	55	2	1.46	.260	0.93	40

2021 American League Pinch Hitting

TEAM	AVG	G	AB	H	TB	2B	3B	HR	RBI	BB	IBB	SO	OBP	SLG	OPS	SAC	SF	HBP	GIDP	LOB	HBP	GIDP
Detroit Tigers	.266	57	64	17	31	5	0	3	12	6	1	20	.324	.484	.808	1	1	0	1	36	1	0
Seattle Mariners	.264	72	87	23	35	3	0	3	11	10	0	27	.366	.402	.768	0	0	4	0	32	0	1
Tampa Bay Rays	.250	82	96	24	41	8	0	3	26	20	2	31	.378	.427	.805	1	2	1	0	61	0	1
Oakland Athletics	.241	100	145	35	56	6	0	5	26	8	0	36	.280	.386	.666	1	3	1	3	74	0	1
Houston Astros	.235	61	81	19	33	5	0	3	13	12	0	36	.330	.407	.737	0	1	0	2	50	1	1
Cleveland Indians	.234	62	77	18	34	4	0	4	9	12	1	28	.337	.442	.779	0	0	0	0	35	1	0
Baltimore Orioles	.233	64	73	17	27	3	2	1	15	10	1	23	.329	.370	.699	0	1	1	1	48	3	0
Boston Red Sox	.221	74	77	17	23	3	0	1	11	11	0	32	.322	.299	.621	1	1	1	0	49	0	0
Kansas City Royals	.219	64	73	16	25	2	2	1	10	6	0	28	.275	.342	.617	0	1	0	1	46	1	2
New York Yankees	.218	62	78	17	28	2	0	3	15	16	0	29	.351	.359	.710	0	0	0	2	54	0	0
Texas Rangers	.218	66	78	17	25	5	0	1	9	6	0	28	.276	.321	.597	1	2	1	2	42	0	2
Minnesota Twins	.196	79	97	19	25	6	0	0	4	11	1	38	.288	.258	.546	0	1	2	1	68	0	1
Toronto Blue Jays	.167	75	90	15	20	3	1	0	3	9	1	26	.250	.222	.472	0	0	1	2	56	0	2
Chicago White Sox	.162	59	74	12	21	0	0	3	10	7	0	31	.253	.284	.537	0	0	2	1	43	1	1
Los Angeles Angels	.154	53	65	10	11	1	0	0	9	4	1	22	.233	.169	.402	1	1	3	0	39	0	0

2021 American League Batting Leaders

HR			SF			R			SB						
#	Player	Team	HR	#	Player	Team	SF	#	Player	Team	R	#	Player	Team	SB
1	Guerrero Jr., V	TOR	48	1	Gurriel, Y	HOU	12	1	Guerrero Jr., V	TOR	123	1	Merrifield, W	KC	40
1	Perez, S	KC	48	1	Merrifield, W	KC	12	2	Bichette, B	TOR	121	2	Mullins, C	BAL	30
3	Ohtani, S	LAA	46	3	Olson, M	OAK	11	3	Altuve, J	HOU	117	2	Straw, M	2 tms	30
4	Semien, M	TOR	45	4	Abreu, J	CWS	10	4	Semien, M	TOR	115	4	Ramirez, J	CLE	27
5	Haniger, M	SEA	39	5	Cabrera, M	DET	9	5	Ramirez, J	CLE	111	5	Ohtani, S	LAA	26
5	Judge, A	NY Yankees	39	5	Chapman, M	OAK	9	6	Haniger, M	SEA	110	6	Bichette, B	TOR	25
5	Lowe, B	TB	39	5	Cruz, N	2 tms	9	7	Correa, C	HOU	104	6	Marte, S	OAK	25
5	Olson, M	OAK	39	8	4 tied	8		8	Ohtani, S	LAA	103	8	Lopez, N	KC	22
9	Devers, R	BOS	38					9	Devers, R	BOS	101	9	Moore, D	SEA	21
9	Gallo, J	2 tms	38					9	Olson, M	OAK	101	10	3 tied	20	

AVG			OBP			CS			GIDP						
#	Player	Team	AVG	#	Player	Team	OBP	#	Player	Team	CS	#	Player	Team	GIDP
1	Gurriel, Y	HOU	.319	1	Guerrero Jr., V	TOR	.401	1	Arozarena, R	TB	10	1	Abreu, J	CWS	28
2	Brantley, M	HOU	.311	2	Gurriel, Y	HOU	.383	1	Ohtani, S	LAA	10	2	Donaldson, J	MIN	22
3	Guerrero Jr., V	TOR	.311	3	Moncada, Y	CWS	.375	3	Benintendi, A	KC	9	2	Stanton, G	NY Yankees	22
4	Anderson, T	CWS	.309	4	Judge, A	NY Yankees	.373	4	Margot, M	TB	8	4	Cabrera, M	DET	21
5	Lopez, N	KC	.300	5	Ohtani, S	LAA	.372	4	Mullins, C	BAL	8	5	Guerrero Jr., V	TOR	20
6	Bichette, B	TOR	.298	6	Olson, M	OAK	.371	6	Anderson, T	CWS	7	6	Mancini, T	BAL	19
7	Hernández, T	TOR	.296	7	Bogaerts, X	BOS	.370	6	Taylor, M	KC	7	7	Martinez, J	BOS	18
8	Bogaerts, X	BOS	.295	8	France, T	SEA	.368	8	6 tied	6		8	Grichuk, R	TOR	17
9	Tucker, K	HOU	.294	9	Correa, C	HOU	.366					8	Olson, M	OAK	17
10	France, T	SEA	.291	10	Lopez, N	KC	.365					10	6 tied	16	

TB			HBP			BB			SLG						
#	Player	Team	TB	#	Player	Team	HBP	#	Player	Team	BB	#	Player	Team	SLG
1	Guerrero Jr., V	TOR	363	1	Canha, M	OAK	27	1	Gallo, J	2 tms	111	1	Guerrero Jr., V	TOR	.601
2	Semien, M	TOR	351	1	France, T	SEA	27	2	Grossman, R	DET	98	2	Ohtani, S	LAA	.592
3	Perez, S	KC	337	3	Abreu, J	CWS	22	3	Ohtani, S	LAA	96	3	Tucker, K	HOU	.557
4	Devers, R	BOS	318	4	Solak, N	TEX	15	4	Olson, M	OAK	88	4	Judge, A	NY Yankees	.544
4	Ohtani, S	LAA	318	4	Zimmer, B	CLE	15	5	Grandal, Y	CWS	87	5	Perez, S	KC	.544
6	Mullins, C	BAL	312	6	Arozarena, R	TB	14	6	Guerrero Jr., V	TOR	86	6	Olson, M	OAK	.540
7	Bichette, B	TOR	310	7	Perez, S	KC	13	6	Santana, C	KC	86	7	Semien, M	TOR	.538
8	Olson, M	OAK	305	8	Murphy, S	OAK	12	8	Moncada, Y	CWS	84	8	Devers, R	BOS	.538
9	Haniger, M	SEA	301	9	3 tied	11		9	Chapman, M	OAK	80	9	Ramirez, J	CLE	.538
10	Judge, A	NY Yankees	299					9	Lowe, N	TEX	80	10	Alvarez, Y	HOU	.531

OPS			RBI			3B			XBH						
#	Player	Team	OPS	#	Player	Team	RBI	#	Player	Team	3B	#	Player	Team	XBH
1	Guerrero Jr., V	TOR	1.002	1	Perez, S	KC	121	1	Ohtani, S	LAA	8	1	Semien, M	TOR	86
2	Ohtani, S	LAA	.965	2	Abreu, J	CWS	117	2	Baddoo, A	DET	7	2	Ohtani, S	LAA	80
3	Tucker, K	HOU	.917	3	Hernández, T	TOR	116	2	Kiermaier, K	TB	7	3	Guerrero Jr., V	TOR	78
4	Judge, A	NY Yankees	.916	4	Devers, R	BOS	113	4	Arraez, L	MIN	6	4	Devers, R	BOS	76
5	Olson, M	OAK	.911	5	Guerrero Jr., V	TOR	111	4	Castro, W	DET	6	5	Olson, M	OAK	74
6	Ramirez, J	CLE	.893	5	Olson, M	OAK	111	4	Dozier, H	KC	6	6	Martinez, J	BOS	73
7	Devers, R	BOS	.890	7	Meadows, A	TB	106	4	Lopez, N	KC	6	6	Ramirez, J	CLE	73
8	Mullins, C	BAL	.878	8	Alvarez, Y	HOU	104	4	Rosario, A	CLE	6	8	Mullins, C	BAL	72
9	Alvarez, Y	HOU	.877	9	Ramirez, J	CLE	103	9	4 tied	5		8	Perez, S	KC	72
10	Semien, M	TOR	.873	10	2 tied	102						10	3 tied	70	

H			AB			SO			2B						
#	Player	Team	H	#	Player	Team	AB	#	Player	Team	SO	#	Player	Team	2B
1	Bichette, B	TOR	191	1	Merrifield, W	KC	664	1	Gallo, J	2 tms	213	1	Candelario, J	DET	42
2	Guerrero Jr., V	TOR	188	2	Semien, M	TOR	652	2	Chapman, M	OAK	202	1	Martinez, J	BOS	42
3	Merrifield, W	KC	184	3	Bichette, B	TOR	640	3	Garcia, A	TEX	194	1	Merrifield, W	KC	42
4	Mullins, C	BAL	175	4	Kiner-Falefa, I	TEX	635	4	Ohtani, S	LAA	189	4	Semien, M	TOR	39
5	Schoop, J	DET	173	5	Fletcher, D	LAA	626	5	Sanó, M	MIN	183	5	Crawford, J	SEA	37
5	Semien, M	TOR	173	6	Schoop, J	DET	623	6	Arozarena, R	TB	170	5	Devers, R	BOS	37
7	Kiner-Falefa, I	TEX	172	7	Haniger, M	SEA	620	6	Perez, S	KC	170	5	Mullins, C	BAL	37
8	Crawford, J	SEA	169	7	Perez, S	KC	620	8	Haniger, M	SEA	169	5	Tucker, K	HOU	37
8	Gurriel, Y	HOU	169	9	Crawford, J	SEA	619	9	Lowe, B	TB	167	9	4 tied	35	
8	Perez, S	KC	169	10	Guerrero Jr., V	TOR	604	10	Lowe, N	TEX	162				

PA			IBB			G			SAC						
#	Player	Team	PA	#	Player	Team	IBB	#	Player	Team	G	#	Player	Team	SAC
1	Semien, M	TOR	724	1	Ohtani, S	LAA	20	1	Merrifield, W	KC	162	1	Lopez, N	KC	12
2	Merrifield, W	KC	720	2	Olson, M	OAK	12	1	Semien, M	TOR	162	2	Garcia, L	CWS	9
3	Guerrero Jr., V	TOR	698	3	Cruz, N	2 tms	10	3	Guerrero Jr., V	TOR	161	3	Hedger, A	CLE	7
4	Haniger, M	SEA	691	3	Ramirez, J	CLE	10	3	Perez, S	KC	161	4	Fletcher, D	LAA	6
5	Bichette, B	TOR	690	5	Devers, R	BOS	7	5	Crawford, J	SEA	160	5	Gardner, B	NY Yankees	5
6	Crawford, J	SEA	687	5	Guerrero Jr., V	TOR	7	6	Bichette, B	TOR	159	6	8 tied	4	
7	LeMahieu, D	NY Yankees	679	7	Martinez, J	BOS	6	6	Mullins, C	BAL	159				
8	Altuve, J	HOU	678	7	Verdugo, A	BOS	6	6	Seager, K	SEA	159				
9	Kiner-Falefa, I	TEX	677	7	Walsh, J	LAA	6	9	3 tied	158					
10	Mullins, C	BAL	675	10	3 tied	5									

2021 American League Pitching Leaders

HR			R			GO/AO			AVG		
Player	Team	HR	Player	Team	R	Player	Team	GO/AO	Player	Team	AVG
1 Lyles, J	TEX	38	1 Keuchel, D	CWS	105	1 Keuchel, D	CWS	1.80	1 McCullers Jr., L	HOU	.205
2 Foltyniewicz, M	TEX	35	2 Lyles, J	TEX	104	2 McCullers Jr., L	HOU	1.58	2 Ray, R	TOR	.210
2 Skubal, T	DET	35	3 Harvey, M	BAL	96	3 Ryu, H	TOR	1.22	3 Giolito, L	CWS	.219
4 Ray, R	TOR	33	3 Yarbrough, R	TB	96	4 Greinke, Z	HOU	1.11	4 Berrios, J	2 tms	.223
5 Greinke, Z	HOU	30	5 Irvin, C	OAK	94	5 Berrios, J	2 tms	1.08	4 Cease, D	CWS	.223
5 Means, J	BAL	30	6 Minor, M	KC	92	6 Montas, F	OAK	1.01	4 Cole, G	NYG	.223
7 Allard, K	TEX	29	7 Keller, B	KC	89	7 Eovaldi, N	BOS	0.93	7 Montas, F	OAK	.232
7 Gonzales, M	SEA	29	8 Rodriguez, E	BOS	87	8 Flexen, C	SEA	0.93	8 Greinke, Z	HOU	.252
7 Heaney, A	2 tms	29	9 Foltyniewicz, M	TEX	86	9 Manaea, S	OAK	0.92	9 Eovaldi, N	BOS	.253
10 2 tied	27		9 Richards, G	BOS	86	10 Cole, G	NYG	0.91	10 Manaea, S	OAK	.255

GO			OBP			GIDP			ERA		
Player	Team	GO	Player	Team	OBP	Player	Team	GIDP	Player	Team	ERA
1 Keuchel, D	CWS	237	1 Cole, G	NYG	.267	1 Flexen, C	SEA	22	1 Ray, R	TOR	2.84
2 Valdez, F	HOU	208	1 Ray, R	TOR	.267	2 Keuchel, D	CWS	21	2 McCullers Jr., L	HOU	3.16
3 Greinke, Z	HOU	197	3 Giolito, L	CWS	.277	3 Bubic, K	KC	20	3 Cole, G	NYG	3.23
4 Ryu, H	TOR	192	4 Berrios, J	2 tms	.281	4 Greinke, Z	HOU	18	4 Montas, F	OAK	3.37
5 Berrios, J	2 tms	186	5 Greinke, Z	HOU	.291	4 Irvin, C	OAK	18	5 Berrios, J	2 tms	3.52
5 Flexen, C	SEA	186	6 Eovaldi, N	BOS	.294	4 Lyles, J	TEX	18	6 Giolito, L	CWS	3.53
7 McCullers Jr., L	HOU	178	6 Montas, F	OAK	.294	4 Quantill, C	CLE	18	7 Flexen, C	SEA	3.61
8 Kikuchi, Y	SEA	175	8 Ryu, H	TOR	.299	8 Kikuchi, Y	SEA	17	8 Eovaldi, N	BOS	3.75
9 Montas, F	OAK	172	9 Manaea, S	OAK	.304	8 Mize, C	DET	17	9 Cease, D	CWS	3.91
10 Mize, C	DET	170	10 McCullers Jr., L	HOU	.305	8 Richards, G	BOS	17	10 Manaea, S	OAK	3.91

WHIP			HB			BB			H		
Player	Team	WHIP	Player	Team	HB	Player	Team	BB	Player	Team	H
1 Ray, R	TOR	1.04	1 Manoah, A	TOR	16	1 McCullers Jr., L	HOU	76	1 Irvin, C	OAK	195
2 Cole, G	NYG	1.06	2 Berrios, J	2 Teams	15	2 Cease, D	CWS	68	2 Lyles, J	TEX	194
3 Berrios, J	2 tms	1.06	3 Bassitt, C	OAK	11	3 Pivetta, N	BOS	65	3 Keuchel, D	CWS	189
4 Giolito, L	CWS	1.10	3 Mize, C	DET	11	4 Keller, B	KC	64	4 Flexen, C	SEA	185
5 Greinke, Z	HOU	1.17	3 Singer, B	KC	11	5 Kikuchi, Y	SEA	62	5 Eovaldi, N	BOS	182
6 Montas, F	OAK	1.18	3 Valdez, F	HOU	11	6 Richards, G	BOS	60	6 Manaea, S	OAK	179
7 Eovaldi, N	BOS	1.19	7 López, J	BAL	10	7 Bubic, K	KC	59	7 Rodriguez, E	BOS	172
8 McCullers Jr., L	HOU	1.22	7 McCullers Jr., L	HOU	10	7 Keuchel, D	CWS	59	8 Ryu, H	TOR	170
9 Ryu, H	TOR	1.22	7 Ohtani, S	LAA	10	9 McKenzie, T	CLE	58	9 Greinke, Z	HOU	164
10 Manaea, S	OAK	1.23	10 7 tied	9		9 Valdez, F	HOU	58	9 Montas, F	OAK	164

SO			W			L			SV		
Player	Team	SO	Player	Team	W	Player	Team	L	Player	Team	SV
1 Ray, R	TOR	248	1 Cole, G	NYG	16	1 Irvin, C	OAK	15	1 Hendriks, L	CWS	38
2 Cole, G	NYG	243	2 Flexen, C	SEA	14	2 Harvey, M	BAL	14	2 Iglesias, R	LAA	34
3 Cease, D	CWS	226	2 Matz, S	TOR	14	2 López, J	BAL	14	3 Chapman, A	NYG	30
4 Montas, F	OAK	207	2 Ryu, H	TOR	14	4 Lyles, J	TEX	13	4 Pressly, R	HOU	26
5 Berrios, J	2 tms	204	5 Cease, D	CWS	13	5 Allard, K	TEX	12	5 Barnes, M	BOS	24
6 Giolito, L	CWS	201	5 McCullers Jr., L	HOU	13	5 Foltyniewicz, M	TEX	12	5 Clase, E	CLE	24
7 Eovaldi, N	BOS	195	5 Montas, F	OAK	13	5 Keller, B	KC	12	7 Romano, J	TOR	23
8 Manaea, S	OAK	194	5 Ray, R	TOR	13	5 Minor, M	KC	12	8 Trivino, L	OAK	22
9 3 tied	185		5 Rodón, C	CWS	13	5 Skubal, T	DET	12	9 Soto, G	DET	18
			5 Rodriguez, E	BOS	13	10 5 tied	10		10 Colomé, A	MIN	17

CG			SHO			GS			G		
Player	Team	CG	Player	Team	SHO	Player	Team	GS	Player	Team	G
1 Cole, G	NYG	2	1 Manaea, S	OAK	2	1 Berrios, J	2 Teams	32	1 Shaw, B	CLE	81
1 Manaea, S	OAK	2	2 Bassitt, C	OAK	1	1 Cease, D	CWS	32	2 Petit, Y	OAK	78
3 17 tied	1		2 Cease, D	CWS	1	1 Eovaldi, N	BOS	32	3 Cishek, S	LAA	74
			2 Cole, G	NYG	1	1 Irvin, C	OAK	32	4 Brentz, J	KC	72
			2 Kluber, C	NYG	1	1 Manaea, S	OAK	32	4 Mayers, M	LAA	72
			2 Lynn, L	CWS	1	1 Montas, F	OAK	32	4 Robles, H	2 tms	72
			2 Means, J	BAL	1	1 Ray, R	TOR	32	4 Stanek, R	HOU	72
			2 Rodón, C	CWS	1	8 4 tied	31	8 Barlow, S	KC	71	
			2 Ryu, H	TOR	1			8 Clase, E	CLE	71	
			2 Turnbull, S	DET	1			8 Trivino, L	OAK	71	

IP			WPCT			HLD			OPS		
Player	Team	IP	Player	Team	WPCT	Player	Team	HLD	Player	Team	OPS
1 Ray, R	TOR	193.1	1 McCullers Jr., L	HOU	.722	1 Duffey, T	MIN	22	1 McCullers Jr., L	HOU	.628
2 Berrios, J	2 tms	192.0	2 Flexen, C	SEA	.700	1 Ottavino, A	BOS	22	2 Cole, G	NYG	.639
3 Montas, F	OAK	187.0	3 Cole, G	NYG	.667	1 Petit, Y	OAK	22	3 Berrios, J	2 tms	.661
4 Eovaldi, N	BOS	182.1	4 Cease, D	CWS	.650	4 Bummer, A	CWS	21	4 Montas, F	OAK	.666
5 Cole, G	NYG	181.1	4 Ray, R	TOR	.650	4 Cishek, S	LAA	21	5 Ray, R	TOR	.667
6 Lyles, J	TEX	180.0	6 Greinke, Z	HOU	.647	4 Stanek, R	HOU	21	6 Cease, D	CWS	.670
7 Flexen, C	SEA	179.2	7 Montas, F	OAK	.591	7 Shaw, B	CLE	20	7 Giolito, L	CWS	.671
8 Manaea, S	OAK	179.1	8 Ryu, H	TOR	.583	8 Mayza, T	TOR	19	8 Eovaldi, N	BOS	.696
9 Giolito, L	CWS	178.2	9 Berrios, J	2 tms	.571	8 Misiewicz, A	SEA	19	9 Manaea, S	OAK	.719
10 Irvin, C	OAK	178.1	10 2 tied	.550		10 4 tied	18	10 Flexen, C	SEA	.724	

2021 American League Rookie Batting Leaders

HR				SF				R				SB			
#	Player	Team	HR	#	Player	Team	SF	#	Player	Team	R	#	Player	Team	SB
1	Mountcastle, R	BAL	33	1	McCormick, C	HOU	7	1	Arozarena, R	TB	94	1	Arozarena, R	TB	20
2	García, A	TEX	31	1	Mountcastle, R	BAL	7	2	García, A	TEX	77	2	Baddoo, A	DET	18
3	Dalbec, B	BOS	25	3	Arozarena, R	TB	5	2	Mountcastle, R	BAL	77	3	García, A	TEX	16
4	Haase, E	DET	22	4	Vaughn, A	CWS	5	4	Baddoo, A	DET	60	4	Fraleley, J	SEA	10
5	Arozarena, R	TB	20	5	García, A	TEX	4	5	Vaughn, A	CWS	56	5	Kelenic, J	SEA	6
5	Brown, S	OAK	20	6	Baddoo, A	DET	3	6	Franco, W	TB	53	5	Marsh, B	LAA	6
7	Bradley, B	CLE	16	6	Bradley, B	CLE	3	7	Dalbec, B	BOS	50	7	Brown, S	OAK	4
8	Vaughn, A	CWS	15	6	Heim, J	TEX	3	8	Haase, E	DET	48	7	McCormick, C	HOU	4
9	3 tied	14		9	4 tied	2		9	McCormick, C	HOU	47	7	Mountcastle, R	BAL	4
								10	Brown, S	OAK	43	10	Heim, J	TEX	3

AVG				OBP				CS				GIDP			
#	Player	Team	AVG	#	Player	Team	OBP	#	Player	Team	CS	#	Player	Team	GIDP
1	Franco, W	TB	.288	1	Urias, R	BAL	.361	1	Arozarena, R	TB	10	1	García, A	TEX	15
2	Urias, R	BAL	.279	2	Arozarena, R	TB	.356	2	García, A	TEX	5	2	Vaughn, A	CWS	14
3	Ibáñez, A	TEX	.277	3	Fraleley, J	SEA	.352	3	Baddoo, A	DET	4	3	Mountcastle, R	BAL	12
4	Arozarena, R	TB	.274	4	Franco, W	TB	.347	3	Kelenic, J	SEA	4	4	Haase, E	DET	11
5	Mercedes, Y	CWS	.271	5	Baddoo, A	DET	.330	5	Mountcastle, R	BAL	3	5	Arozarena, R	TB	9
6	Baddoo, A	DET	.259	6	Mercedes, Y	CWS	.328	6	Fraleley, J	SEA	2	6	Heim, J	TEX	8
7	McCormick, C	HOU	.257	7	Larnach, T	MIN	.322	6	McCormick, C	HOU	2	7	Mercedes, Y	CWS	7
8	Mountcastle, R	BAL	.255	8	Ibáñez, A	TEX	.321	6	Urias, R	BAL	2	8	Ibáñez, A	TEX	6
9	Marsh, B	LAA	.254	9	McCormick, C	HOU	.319	9	8 tied	1		8	Jeffers, R	MIN	6
10	García, A	TEX	.243	10	Marsh, B	LAA	.317					10	3 tied	5	

TB				HBP				BB				SLG			
#	Player	Team	TB	#	Player	Team	HBP	#	Player	Team	BB	#	Player	Team	SLG
1	García, A	TEX	264	1	Arozarena, R	TB	14	1	Arozarena, R	TB	56	1	Dalbec, B	BOS	.494
2	Mountcastle, R	BAL	260	2	Larnach, T	MIN	8	2	Fraleley, J	SEA	46	2	Mountcastle, R	BAL	.487
3	Arozarena, R	TB	243	3	Dalbec, B	BOS	7	3	Baddoo, A	DET	45	3	Brown, S	OAK	.480
4	Dalbec, B	BOS	206	4	Bradley, B	CLE	6	4	Mountcastle, R	BAL	41	4	Franco, W	TB	.463
5	Baddoo, A	DET	180	4	Urias, R	BAL	6	4	Vaughn, A	CWS	41	5	Arozarena, R	TB	.459
6	Vaughn, A	CWS	165	4	Vaughn, A	CWS	6	6	Kelenic, J	SEA	36	6	Haase, E	DET	.459
7	Haase, E	DET	161	7	García, A	TEX	5	7	García, A	TEX	32	7	García, A	TEX	.454
8	Brown, S	OAK	135	8	4 tied	4		8	Larnach, T	MIN	31	8	McCormick, C	HOU	.447
9	Franco, W	TB	130					9	Dalbec, B	BOS	28	9	Bradley, B	CLE	.445
10	McCormick, C	HOU	127					9	Urias, R	BAL	28	10	Baddoo, A	DET	.436

OPS				RBI				3B				XBH			
#	Player	Team	OPS	#	Player	Team	RBI	#	Player	Team	3B	#	Player	Team	XBH
1	Arozarena, R	TB	.815	1	García, A	TEX	90	1	Baddoo, A	DET	7	1	García, A	TEX	59
2	Franco, W	TB	.810	2	Mountcastle, R	BAL	89	2	Dalbec, B	BOS	5	2	Mountcastle, R	BAL	57
3	Mountcastle, R	BAL	.796	3	Dalbec, B	BOS	78	2	Franco, W	TB	5	3	Arozarena, R	TB	55
4	Dalbec, B	BOS	.792	4	Arozarena, R	TB	69	4	Arozarena, R	TB	3	4	Dalbec, B	BOS	51
5	Urias, R	BAL	.774	5	Haase, E	DET	61	4	Gutierrez, K	2 Teams	3	5	Baddoo, A	DET	40
6	McCormick, C	HOU	.766	6	Baddoo, A	DET	55	4	Marsh, B	LAA	3	6	Vaughn, A	CWS	37
7	Baddoo, A	DET	.766	7	McCormick, C	HOU	50	7	García, A	TEX	2	7	Haase, E	DET	35
8	Ibáñez, A	TEX	.756	8	Brown, S	OAK	48	7	Ibáñez, A	TEX	2	8	Brown, S	OAK	34
9	Brown, S	OAK	.754	8	Vaughn, A	CWS	48	9	6 tied	1		9	Franco, W	TB	30
10	Haase, E	DET	.745	10	Kelenic, J	SEA	43					10	Kelenic, J	SEA	28

H				AB				SO				2B			
#	Player	Team	H	#	Player	Team	AB	#	Player	Team	SO	#	Player	Team	2B
1	Arozarena, R	TB	145	1	García, A	TEX	581	1	García, A	TEX	194	1	Arozarena, R	TB	32
2	García, A	TEX	141	2	Mountcastle, R	BAL	534	2	Arozarena, R	TB	170	2	García, A	TEX	26
3	Mountcastle, R	BAL	136	3	Arozarena, R	TB	529	3	Mountcastle, R	BAL	161	3	Mountcastle, R	BAL	23
4	Baddoo, A	DET	107	4	Dalbec, B	BOS	417	4	Dalbec, B	BOS	156	4	Vaughn, A	CWS	22
5	Dalbec, B	BOS	107	4	Vaughn, A	CWS	417	5	Baddoo, A	DET	122	5	Dalbec, B	BOS	21
6	Vaughn, A	CWS	98	6	Baddoo, A	DET	413	6	Haase, E	DET	119	6	Baddoo, A	DET	20
7	Franco, W	TB	81	7	Haase, E	DET	351	7	Jeffers, R	MIN	108	7	Franco, W	TB	18
7	Haase, E	DET	81	8	Kelenic, J	SEA	337	8	Kelenic, J	SEA	106	8	Ibáñez, A	TEX	15
9	McCormick, C	HOU	73	9	McCormick, C	HOU	284	9	Larnach, T	MIN	104	9	Urias, R	BAL	14
9	Urias, R	BAL	73	10	2 tied	281					10	3 tied	13		

PA				IBB				G				SAC			
#	Player	Team	PA	#	Player	Team	IBB	#	Player	Team	G	#	Player	Team	SAC
1	García, A	TEX	622	1	Arozarena, R	TB	4	1	García, A	TEX	149	1	Fraleley, J	SEA	1
2	Arozarena, R	TB	604	2	Brown, S	OAK	4	2	Mountcastle, R	BAL	144	1	Heim, J	TEX	1
3	Mountcastle, R	BAL	586	2	Mountcastle, R	BAL	2	3	Arozarena, R	TB	141	1	Ibáñez, A	TEX	1
4	Vaughn, A	CWS	469	4	Baddoo, A	DET	1	4	Dalbec, B	BOS	133	1	Marsh, B	LAA	1
5	Baddoo, A	DET	461	4	Bradley, B	CLE	1	5	Vaughn, A	CWS	127				
6	Dalbec, B	BOS	453	4	Dalbec, B	BOS	1	6	Baddoo, A	DET	124				
7	Haase, E	DET	381	4	Fraleley, J	SEA	1	7	Brown, S	OAK	111				
8	Kelenic, J	SEA	377	4	Mercedes, Y	CWS	1	8	McCormick, C	HOU	108				
9	McCormick, C	HOU	320					9	Haase, E	DET	98				
10	Franco, W	TB	308					10	Kelenic, J	SEA	93				

2021 American League Rookie Pitching Leaders

HR			R			GO/AO			AVG						
#	Player	Team	HR	#	Player	Team	R	#	Player	Team	GO/AO	#	Player	Team	AVG
1	Skubal, T	DET	35	1	Skubal, T	DET	76	1	Fleming, J	TB	1.78	1	Manoah, A	TOR	.192
2	Mize, C	DET	24	2	Akin, K	BAL	70	2	Dunning, D	TEX	1.76	2	McKenzie, T	CLE	.194
3	Jax, G	MIN	23	3	McKenzie, T	CLE	66	3	Mize, C	DET	1.20	3	Hernández, C	KC	.223
4	McKenzie, T	CLE	21	4	Mize, C	DET	64	4	McClanahan, S	TB	1.15	4	Garcia, L	HOU	.232
5	Morgan, E	CLE	20	5	Gilbert, L	SEA	63	5	Manning, M	DET	0.97	5	Kaprielian, J	OAK	.233
6	Ober, B	MIN	20	6	Garcia, L	HOU	62	6	Skubal, T	DET	0.84	6	Mize, C	DET	.234
7	Garcia, L	HOU	19	6	Jax, G	MIN	62	7	Garcia, L	HOU	0.78	7	Gilbert, L	SEA	.241
7	Kaprielian, J	OAK	19	8	Dunning, D	TEX	61	8	Manoah, A	TOR	0.78	8	Skubal, T	DET	.245
9	Akin, K	BAL	17	9	Fleming, J	TB	60	9	Hernández, C	KC	0.73	9	McClanahan, S	TB	.252
9	Gilbert, L	SEA	17	10	Manning, M	DET	59	10	Ober, B	MIN	0.68	10	Jax, G	MIN	.256

GO			OBP			GIDP			ERA						
#	Player	Team	GO	#	Player	Team	OBP	#	Player	Team	GIDP	#	Player	Team	ERA
1	Mize, C	DET	170	1	Manoah, A	TOR	.290	1	Mize, C	DET	17	1	Manoah, A	TOR	3.22
2	Fleming, J	TB	153	2	Gilbert, L	SEA	.291	2	Dunning, D	TEX	12	2	McClanahan, S	TB	3.43
3	Dunning, D	TEX	141	3	McKenzie, T	CLE	.293	2	McClanahan, S	TB	12	3	Garcia, L	HOU	3.48
4	Skubal, T	DET	126	4	Garcia, L	HOU	.295	4	Garcia, L	HOU	11	4	Hernández, C	KC	3.68
5	Garcia, L	HOU	123	5	Ober, B	MIN	.296	5	Fleming, J	TB	10	5	Mize, C	DET	3.71
6	McClanahan, S	TB	116	6	Mize, C	DET	.298	5	Manoah, A	TOR	10	6	Kaprielian, J	OAK	4.07
7	Manning, M	DET	96	7	Kaprielian, J	OAK	.302	7	Hernández, C	KC	9	7	Ober, B	MIN	4.19
8	Kaprielian, J	OAK	91	8	Skubal, T	DET	.306	8	Kaprielian, J	OAK	8	8	Skubal, T	DET	4.34
9	Manoah, A	TOR	87	9	McClanahan, S	TB	.309	8	Morgan, E	CLE	8	9	Dunning, D	TEX	4.51
10	Gilbert, L	SEA	79	9	Morgan, E	CLE	.309	10	2 tied	7	10	Gilbert, L	SEA	4.68	

WHIP			HB			BB			H						
#	Player	Team	WHIP	#	Player	Team	HB	#	Player	Team	BB	#	Player	Team	H
1	Manoah, A	TOR	1.05	1	Manoah, A	TOR	16	1	McKenzie, T	CLE	58	1	Skubal, T	DET	141
2	Mize, C	DET	1.14	2	Mize, C	DET	11	2	Garcia, L	HOU	50	2	Garcia, L	HOU	133
3	Gilbert, L	SEA	1.17	3	Dunning, D	TEX	7	3	Skubal, T	DET	47	3	Mize, C	DET	130
4	Garcia, L	HOU	1.18	4	Gilbert, L	SEA	6	4	Dunning, D	TEX	43	4	Dunning, D	TEX	126
5	McKenzie, T	CLE	1.18	4	Skubal, T	DET	6	5	Hernández, C	KC	41	5	McClanahan, S	TB	120
6	Ober, B	MIN	1.20	6	Jax, G	MIN	5	5	Kaprielian, J	OAK	41	6	Gilbert, L	SEA	112
7	Kaprielian, J	OAK	1.22	6	Kaprielian, J	OAK	5	5	Mize, C	DET	41	7	Akin, K	BAL	110
8	Morgan, E	CLE	1.25	8	Hernández, C	KC	4	8	Akin, K	BAL	40	7	Fleming, J	TB	110
9	Skubal, T	DET	1.26	8	Morgan, E	CLE	4	8	Manoah, A	TOR	40	9	Kaprielian, J	OAK	105
10	McClanahan, S	TB	1.27	10	4 tied	3	10	McClanahan, S	TB	37	10	Manning, M	DET	96	

SO			W			L			SV						
#	Player	Team	SO	#	Player	Team	W	#	Player	Team	L	#	Player	Team	SV
1	Garcia, L	HOU	167	1	Garcia, L	HOU	11	1	Skubal, T	DET	12	1	Fleming, J	TB	1
2	Skubal, T	DET	164	2	Fleming, J	TB	10	2	Akin, K	BAL	10				
3	McClanahan, S	TB	141	2	McClanahan, S	TB	10	2	Dunning, D	TEX	10				
4	McKenzie, T	CLE	136	4	Manoah, A	TOR	9	4	McKenzie, T	CLE	9				
5	Gilbert, L	SEA	128	5	Kaprielian, J	OAK	8	4	Mize, C	DET	9				
6	Manoah, A	TOR	127	5	Skubal, T	DET	8	6	Fleming, J	TB	8				
7	Kaprielian, J	OAK	123	7	Mize, C	DET	7	6	Garcia, L	HOU	8				
8	Mize, C	DET	118	8	Gilbert, L	SEA	6	8	Manning, M	DET	7				
9	Dunning, D	TEX	114	8	Hernández, C	KC	6	8	Morgan, E	CLE	7				
10	Ober, B	MIN	96	10	3 tied	5	10	McClanahan, S	TB	6					

CG			SHO			GS			G						
#	Player	Team	CG	#	Player	Team	SHO	#	Player	Team	GS	#	Player	Team	G
1	Mize, C	DET	1					1	Mize, C	DET	30	1	Skubal, T	DET	31
								2	Skubal, T	DET	29	2	Garcia, L	HOU	30
								3	Garcia, L	HOU	28	2	Mize, C	DET	30
								4	Dunning, D	TEX	25	4	Dunning, D	TEX	27
								4	McClanahan, S	TB	25	5	Fleming, J	TB	26
								6	Gilbert, L	SEA	24	6	McClanahan, S	TB	25
								6	McKenzie, T	CLE	24	6	McKenzie, T	CLE	25
								8	Kaprielian, J	OAK	21	8	4 tied	24	
								9	Manoah, A	TOR	20				
								9	Ober, B	MIN	20				

IP			WPCT			HLD			OPS						
#	Player	Team	IP	#	Player	Team	WPCT	#	Player	Team	HLD	#	Player	Team	OPS
1	Garcia, L	HOU	155.1	1	Manoah, A	TOR	.818	1	Fleming, J	TB	3	1	Manoah, A	TOR	.604
2	Mize, C	DET	150.1	2	Hernández, C	KC	.750					2	Hernández, C	KC	.651
3	Skubal, T	DET	149.1	3	McClanahan, S	TB	.625					3	McKenzie, T	CLE	.676
4	McClanahan, S	TB	123.1	4	Kaprielian, J	OAK	.615					4	Garcia, L	HOU	.687
5	McKenzie, T	CLE	120.0	5	Garcia, L	HOU	.579					5	McClanahan, S	TB	.697
6	Gilbert, L	SEA	119.1	6	Fleming, J	TB	.556					6	Gilbert, L	SEA	.716
6	Kaprielian, J	OAK	119.1	7	Gilbert, L	SEA	.545					6	Mize, C	DET	.716
8	Dunning, D	TEX	117.2	8	Ober, B	MIN	.500					8	Fleming, J	TB	.731
9	Manoah, A	TOR	111.2	9	Jax, G	MIN	.444					9	Kaprielian, J	OAK	.732
10	Fleming, J	TB	104.1	10	Mize, C	DET	.438					10	Dunning, D	TEX	.772





OPPONENTS

San Francisco's Gabe Kapler was named 2021 National League Manager of the Year in voting of the Baseball Writers' Association of America. Kapler, who guided the Giants to a franchise-record 107 victories, is the second San Francisco manager to be honored. He joins Dusty Baker, who won the award in 1993, 1997 and 2000. The Giants' victory total in 2021 was the most of any NL Manager of the Year, topping the 103 wins by Baker's 1993 club. The record for victories by a Manager of the Year award winner is 116 by Lou Piniella with the Mariners in 2001. Milwaukee's Craig Counsell was the runner-up in the voting for the third time. He also placed second in 2018 and 2019. The record of 5 runner-up finishes is shared by 4-time Manager of the Year award winner Tony La Russa and Ron Gardenhire, who won the award once. Oakland's Art Howe, who never won the award, placed second in 4 consecutive years from 1999-2002. In 2021, no manager was named on every ballot.

**REDS vs NATIONAL LEAGUE OPPONENTS, ALL-TIME**

YR	ARI	ATL	CHC	COL	MIA	HOU	LA	MIL	WSH	NY	PHI	PIT	StL	SD	SF
1890	---	8-11	8-12	---	---	---	7-9	---	---	---	11-9	16-4	---	---	14-6
1891	---	9-11	6-14	---	---	---	10-9	---	---	---	9-11	10-10	---	---	5-13
1892	---	5-8	7-6	---	---	---	8-6	---	---	---	5-9	5-9	12-2	---	8-6
1893	---	6-6	7-5	---	---	---	8-4	---	---	---	1-9	3-9	7-5	---	6-6
1894	---	4-8	6-6	---	---	---	6-6	---	---	---	3-8	5-7	7-5	---	5-7
1895	---	7-5	7-5	---	---	---	7-5	---	---	---	4-8	4-8	9-3	---	4-8
1896	---	6-5	6-4	---	---	---	10-2	---	---	---	8-4	5-7	12-0	---	6-6
1897	---	3-9	7-5	---	---	---	5-7	---	---	---	8-4	5-7	11-1	---	7-5
1898	---	4-9	8-6	---	---	---	11-3	---	---	---	7-7	12-2	12-2	---	6-8
1899	---	4-10	6-8	---	---	---	6-7	---	---	---	4-10	10-3	5-8	---	9-5
1900	---	7-13	11-9	---	---	---	4-15	---	---	---	9-11	12-8	12-8	---	7-13
1901	---	8-11	10-10	---	---	---	6-14	---	---	---	4-16	7-13	9-11	---	8-12
1902	---	9-11	8-12	---	---	---	8-12	---	---	---	13-7	5-15	13-7	---	14-6
1903	---	13-7	11-9	---	---	---	10-10	---	---	---	12-8	4-16	12-7	---	12-8
1904	---	15-7	8-13	---	---	---	14-8	---	---	---	16-6	11-11	14-8	---	10-12
1905	---	14-8	10-12	---	---	---	18-4	---	---	---	13-9	9-13	10-12	---	5-16
1906	---	10-11	4-18	---	---	---	14-8	---	---	---	11-11	8-14	12-9	---	5-16
1907	---	13-9	5-17	---	---	---	7-15	---	---	---	8-13	10-12	14-8	---	9-13
1908	---	14-8	6-16	---	---	---	16-6	---	---	---	10-12	8-14	11-11	---	8-14
1909	---	17-5	6-16	---	---	---	17-5	---	---	---	9-12	7-15	12-10	---	9-13
1910	---	14-8	6-16	---	---	---	15-7	---	---	---	10-12	10-12	12-10	---	8-14
1911	---	17-4	8-14	---	---	---	11-11	---	---	---	10-12	10-12	6-16	---	8-14
1912	---	11-11	10-11	---	---	---	16-6	---	---	---	8-14	11-11	13-9	---	6-16
1913	---	14-8	9-13	---	---	---	13-9	---	---	---	5-17	8-13	10-12	---	5-17
1914	---	8-14	5-17	---	---	---	11-11	---	---	---	9-13	8-14	10-12	---	9-13
1915	---	7-15	9-13	---	---	---	11-11	---	---	---	9-13	12-10	14-8	---	9-13
1916	---	9-13	13-9	---	---	---	7-15	---	---	---	5-17	13-9	8-14	---	5-16
1917	---	12-10	14-8	---	---	---	12-10	---	---	---	8-14	12-10	9-13	---	11-11
1918	---	8-10	7-10	---	---	---	12-6	---	---	---	12-7	4-12	13-8	---	12-7
1919	---	16-4	12-8	---	---	---	13-7	---	---	---	15-5	14-6	14-6	---	12-8
1920	---	12-9	13-9	---	---	---	12-10	---	---	---	14-8	12-10	13-9	---	6-16
1921	---	9-13	9-13	---	---	---	11-10	---	---	---	13-9	8-14	12-10	---	8-14
1922	---	17-5	11-11	---	---	---	14-8	---	---	---	15-7	11-11	8-14	---	10-12
1923	---	15-7	13-9	---	---	---	14-8	---	---	---	19-3	8-14	10-12	---	12-10
1924	---	10-12	13-9	---	---	---	10-12	---	---	---	16-5	12-10	13-9	---	9-13
1925	---	13-9	12-10	---	---	---	10-12	---	---	---	16-6	8-13	12-10	---	9-13
1926	---	10-12	9-13	---	---	---	18-4	---	---	---	16-6	13-9	14-8	---	7-15
1927	---	18-4	8-14	---	---	---	10-11	---	---	---	16-6	8-14	8-14	---	7-15
1928	---	12-10	9-13	---	---	---	12-10	---	---	---	13-7	12-10	12-10	---	8-14
1929	---	14-8	8-14	---	---	---	11-11	---	---	---	11-11	9-13	3-19	---	10-12
1930	---	9-13	11-11	---	---	---	9-13	---	---	---	12-10	8-14	3-19	---	7-15
1931	---	14-8	8-14	---	---	---	12-10	---	---	---	9-13	6-16	2-20	---	7-15
1932	---	13-9	10-12	---	---	---	7-15	---	---	---	9-13	8-14	6-16	---	7-15
1933	---	10-12	11-11	---	---	---	12-10	---	---	---	7-14	7-15	7-15	---	4-17

YR	ARI	ATL	CHC	COL	MIA	HOU	LA	MIL	WSH	NY	PHI	PIT	StL	SD	SF
1934	--	7-15	8-14	--	--	--	9-13	--	--	--	9-10	7-15	6-16	--	6-16
1935	--	12-10	8-14	--	--	--	11-11	--	--	--	13-9	8-13	8-14	--	8-14
1936	--	9-13	12-10	--	--	--	13-9	--	--	--	13-9	8-14	10-12	--	9-13
1937	--	11-11	8-14	--	--	--	10-12	--	--	--	11-11	1-21	7-15	--	8-14
1938	--	9-11	11-11	--	--	--	13-9	--	--	--	14-7	10-12	13-9	--	12-9
1939	--	16-6	12-10	--	--	--	12-10	--	--	--	19-3	16-6	11-11	--	11-11
1940	--	12-9	16-6	--	--	--	14-8	--	--	--	15-7	16-6	12-10	--	15-7
1941	--	13-9	14-8	--	--	--	8-14	--	--	--	16-6	12-10	10-12	--	15-7
1942	--	16-5	9-13	--	--	--	7-15	--	--	--	16-6	12-9	7-15	--	9-13
1943	--	11-11	13-9	--	--	--	9-13	--	--	--	19-3	9-13	10-12	--	16-6
1944	--	14-8	13-9	--	--	--	14-8	--	--	--	13-9	12-10	8-14	--	15-7
1945	--	12-10	1-21	--	--	--	11-11	--	--	--	12-10	10-12	9-13	--	6-16
1946	--	7-15	9-13	--	--	--	8-14	--	--	--	8-14	13-9	8-14	--	14-8
1947	--	9-13	10-12	--	--	--	7-15	--	--	--	13-9	13-9	8-14	--	13-9
1948	--	8-13	12-10	--	--	--	4-18	--	--	--	11-11	9-13	10-12	--	10-12
1949	--	10-12	13-9	--	--	--	5-17	--	--	--	13-9	9-13	5-17	--	7-15
1950	--	5-17	17-4	--	--	--	10-12	--	--	--	4-18	12-10	7-15	--	11-11
1951	--	12-10	12-10	--	--	--	8-14	--	--	--	11-11	12-10	8-14	--	5-17
1952	--	13-9	9-13	--	--	--	5-17	--	--	--	10-12	16-6	10-12	--	6-16
1953	--	8-14	10-12	--	--	--	7-15	--	--	--	12-10	15-7	7-15	--	9-13
1954	--	10-12	14-8	--	--	--	6-16	--	--	--	14-8	15-7	8-14	--	7-15
1955	--	9-13	11-11	--	--	--	10-12	--	--	--	11-11	14-8	11-11	--	9-13
1956	--	9-13	16-6	--	--	--	11-11	--	--	--	11-11	17-5	13-9	--	14-8
1957	--	4-18	15-7	--	--	--	10-12	--	--	--	16-6	14-8	9-13	--	12-10
1958	--	5-17	12-10	--	--	--	11-11	--	--	--	15-7	10-12	12-10	--	11-11
1959	--	11-11	13-9	--	--	--	13-9	--	--	--	9-13	9-13	11-11	--	8-14
1960	--	9-13	12-10	--	--	--	12-10	--	--	--	9-13	6-16	8-14	--	11-11
1961	--	15-7	10-12	--	--	--	12-10	--	--	--	19-3	11-11	14-8	--	12-10
1962	--	13-5	14-4	--	--	13-5	9-9	--	--	13-5	8-10	13-5	8-10	--	7-11
1963	--	10-8	9-9	--	--	11-7	8-10	--	--	10-8	8-10	11-7	11-7	--	8-10
1964	--	9-9	12-6	--	--	12-6	14-4	--	--	11-7	9-9	8-10	10-8	--	7-11
1965	--	12-6	11-7	--	--	12-6	6-12	--	--	11-7	13-5	8-10	10-8	--	6-12
1966	--	8-10	12-6	--	--	4-14	6-12	--	--	10-7	10-8	8-10	11-7	--	7-10
1967	--	13-5	6-12	--	--	15-3	8-10	--	--	12-6	10-8	10-8	5-13	--	8-10
1968	--	8-10	11-7	--	--	9-9	9-9	--	--	10-8	11-7	10-8	7-11	--	8-10
1969	--	6-12	6-6	--	--	9-9	10-8	--	8-4	6-6	10-2	5-7	8-4	11-7	10-8
1970	--	13-5	5-7	--	--	15-3	13-5	--	7-5	8-4	7-5	8-4	9-3	8-10	9-9
1971	--	9-9	6-6	--	--	5-13	7-11	--	7-5	8-4	5-7	5-7	8-4	10-8	9-9
1972	--	9-9	4-8	--	--	11-6	9-5	--	8-4	8-4	10-2	8-4	10-2	8-10	10-5
1973	--	13-5	4-8	--	--	11-7	11-7	--	8-4	8-4	8-4	7-5	6-6	13-5	10-8
1974	--	11-7	7-5	--	--	14-4	6-12	--	6-6	9-3	8-4	8-4	6-6	12-6	11-7
1975	--	15-3	11-1	--	--	13-5	8-10	--	8-4	8-4	7-5	6-6	8-4	11-7	13-5
1976	--	12-6	9-3	--	--	12-6	13-5	--	9-3	6-6	5-7	8-4	6-6	13-5	9-9
1977	--	14-4	5-7	--	--	5-13	10-8	--	7-5	10-2	8-4	3-9	5-7	11-7	10-8
1978	--	12-6	5-7	--	--	11-7	9-9	--	8-4	7-5	7-5	4-7	8-4	9-9	12-6



OPPONENTS

YR	ARI	ATL	CHC	COL	MIA	HOU	LA	MIL	WSH	NY	PHI	PIT	StL	SD	SF
1979	--	12-6	5-7	--	--	8-10	11-7	--	6-6	8-4	8-4	8-4	8-4	10-7	6-12
1980	--	16-2	5-7	--	--	8-10	9-9	--	3-9	8-4	7-5	6-6	5-7	15-3	7-11
1981	--	5-6	5-1	--	--	8-4	8-8	--	5-4	7-3	5-2	4-2	0-5	10-2	9-5
1982	--	4-14	6-6	--	--	7-11	7-11	--	4-8	7-5	5-7	4-8	5-7	6-12	6-12
1983	--	6-12	8-4	--	--	5-13	7-11	--	4-8	7-5	6-6	6-6	6-6	9-9	10-8
1984	--	5-13	5-7	--	--	8-10	7-11	--	7-5	3-9	5-7	7-5	4-8	7-11	12-6
1985	--	11-7	6-5	--	--	11-7	7-11	--	8-4	4-8	7-5	9-3	5-7	9-9	12-6
1986	--	12-6	7-5	--	--	4-14	10-8	--	7-5	4-8	7-5	10-2	7-5	9-9	9-9
1987	--	10-8	6-6	--	--	13-5	10-8	--	6-6	7-5	5-7	4-8	4-8	12-6	7-11
1988	--	13-5	6-6	--	--	9-9	7-11	--	5-7	4-7	9-3	7-5	6-6	10-8	11-7
1989	--	10-8	5-7	--	--	8-10	8-10	--	4-8	4-8	4-8	7-5	8-4	9-9	8-10
1990	--	10-8	8-4	--	--	11-7	9-9	--	9-3	6-6	7-5	6-6	9-3	9-9	7-11
1991	--	7-11	8-4	--	--	9-9	6-12	--	6-6	5-7	9-3	2-10	4-8	8-10	10-8
1992	--	9-9	7-5	--	--	10-8	11-7	--	5-7	7-5	7-5	6-6	7-5	11-7	10-8
1993	--	3-10	5-7	9-4	7-5	6-7	5-8	--	4-8	6-6	4-8	8-4	5-7	9-4	2-11
1994	--	5-5	7-5	4-4	7-5	4-6	3-6	--	4-2	2-4	4-2	9-3	2-2	8-2	7-2
1995	--	5-8	7-3	5-7	6-6	12-1	4-3	--	8-4	7-5	9-3	8-5	8-5	3-6	3-3
1996	--	5-7	8-5	7-6	3-9	7-6	4-8	--	3-9	6-6	10-2	5-8	5-8	9-3	9-4
1997	--	2-9	5-7	5-6	5-6	5-7	6-5	<u>*3-0</u>	6-5	2-9	8-3	8-4	6-6	5-6	4-7
1998	5-4	2-7	5-6	4-5	9-0	3-8	5-4	6-5	8-1	3-6	4-5	5-7	8-3	1-11	2-7
1999	8-1	1-8	8-5	7-2	6-1	9-4	4-3	6-6	4-3	5-5	6-3	7-6	8-4	6-3	4-5
2000	5-2	5-2	8-4	6-3	3-6	7-5	4-5	5-8	6-3	5-4	3-4	7-6	7-6	4-5	3-6
2001	1-5	2-4	4-13	3-6	4-2	6-11	4-2	6-10	4-2	4-2	2-4	9-8	7-10	2-4	4-2
2002	0-6	2-4	12-5	3-3	5-1	6-11	4-2	13-6	1-5	2-4	2-4	11-7	8-11	5-1	2-4
2003	2-7	3-3	7-10	4-2	2-4	5-12	2-4	8-10	2-4	2-4	5-4	5-11	9-7	3-3	3-3
2004	3-3	4-2	8-9	3-3	4-2	6-11	4-2	10-8	4-2	3-3	3-3	9-10	5-14	2-4	3-3
2005	4-2	3-7	9-6	3-3	2-4	4-12	3-4	6-10	5-1	3-3	3-4	9-7	5-11	4-2	3-5
2006	2-4	3-4	9-10	5-1	4-2	10-5	0-6	9-10	5-1	3-4	2-4	9-7	9-6	2-4	2-5
2007	4-2	6-1	9-9	2-4	4-3	4-11	2-4	8-7	1-6	2-5	2-4	9-7	6-9	2-4	4-3
2008	4-2	3-3	7-8	1-5	6-2	3-12	1-7	10-8	4-3	3-4	3-5	6-9	5-10	4-3	5-1
2009	5-1	6-3	5-10	0-7	3-3	12-4	1-5	8-7	3-4	2-4	2-5	13-5	8-8	1-6	3-3
2010	5-2	2-3	12-4	2-5	5-2	10-5	5-4	11-3	4-3	4-2	2-5	10-6	6-12	2-4	3-4
2011	2-4	3-3	11-7	3-4	3-3	9-6	4-2	8-8	4-2	2-5	1-7	5-10	9-6	4-2	5-2
2012	5-2	5-1	12-4	5-1	3-3	<u>10-5</u>	2-4	9-6	2-5	6-2	3-4	11-7	7-8	6-2	4-3
2013	4-3	3-4	14-5	2-4	6-1	*3-0	4-3	10-9	3-4	4-2	4-2	8-11	8-11	3-3	6-1
2014	4-3	2-5	11-8	3-4	4-3	--	3-4	10-9	3-3	2-4	3-3	12-7	7-12	1-5	5-2
2015	1-6	4-3	6-13	2-4	3-4	--	1-6	9-10	5-1	0-7	4-2	11-8	7-12	2-4	2-5
2016	3-3	4-3	4-15	5-2	3-4	*1-2	2-5	11-8	3-4	0-6	4-2	9-10	9-10	3-4	3-3
2017	3-3	3-3	7-12	3-4	2-5	--	0-6	8-11	1-6	3-4	4-2	13-6	9-10	3-4	4-3
2018	3-3	4-3	8-11	2-4	2-5	--	6-1	6-13	1-6	3-3	3-4	5-14	7-12	3-4	4-2
2019	3-3	4-3	11-8	3-3	6-1	*3-0	1-5	8-11	1-5	3-4	3-4	7-12	7-12	5-2	4-3
2020	--	--	4-6	--	--	--	--	6-4	--	--	--	7-3	4-6	--	--
2021	1-5	3-4	11-8	5-2	5-2	--	3-3	9-10	5-2	3-3	4-2	13-6	10-9	1-6	1-6
Wins	77	1168	1163	106	122	446	1105	203	259	326	1140	1168	1101	343	1024
Losses	76	1081	1186	108	94	401	1138	197	234	294	960	1186	1206	296	1224

* Total record reflects games vs Hou & Mil when those teams were in the American League



2021: 52-110
5TH, NL WEST

Sweep Information

Last Sweep by Reds

	at Cin	at Ari
2-Game:	None	None
3-Game:	7/6-8/07	8/27-29/12
4-Game:	None	None
DH:	None	None

Last Sweep by Diamondbacks

	at Cin	at Ari
2-Game:	None	None
3-Game:	4/20-22/21	6/20-22/03
4-Game:	8/20-23/15	None
DH:	None	None

Series Highs

Runs Scored by Cin (Game)

17 (8/19/2005, 17-3 at Cin)

Runs Scored by Ari (Game)

14 (4/22/21, 11-14 at Cin)

Longest Game

15 Inn. (7/28/2014 at Cin, 21 loss)

Win Streak by Cin (Season)

6g (6/21-7/1, 1999)

Win Streak by Ari (Season)

6g (8/13-8/22, 2002)

REGULAR SEASON RECORD VS DIAMONDBACKS

All-Time Since 1998: 77-76
 At Riverfront / Cinergy Field: 9-12
 At Great American Ball Park: 27-31
 At Bank One / Chase Field: 41-33
 In 2021: 1-5
 At Great American Ball Park: 0-3
 At Chase Field: 1-2



MANAGER

Torey Lovullo
6th season at Ari (337-371)
6th in MLB (337-371)

2022 SCHEDULE

Mon, 6/6 at Cin 6:40
 Tue, 6/7 at Cin 6:40
 Wed, 6/8 at Cin 6:40
 Thu, 6/9 at Cin 12:35
 Mon, 6/13 at Ari 9:40
 Tue, 6/14 at Ari 9:40
 Wed, 6/15 at Ari 3:40

All times eastern

2021 RESULTS

4/9 at Ari W, 6-5 (10) ... Pérez / Young / Garrett
 4/10 at Ari L, 3-8 RiSmith / Hoffman
 4/11 at Ari L, 0-7 Weaver / De León
 4/20 at Cin Suspended in 8th, completed 4/21
 4/21 at Cin ... L, 4-5 Bukauskas/Garrett/Crichton
 4/21 at Cin ... L, 5-8 (10) Clarke / Pérez
 4/22 at Cin ... L, 11-14 (10) CSmith / Sims

2019 RESULTS

9/6 at Cin L, 5-7 Ginkel / Mahle / Bradley
 9/7 at Cin L, 0-2 Young / Castillo / Sherfy
 9/8 at Cin W, 4-3 Iglesias / López
 9/13 at Ari ... W, 4-3 Castillo / Leake / Iglesias
 9/14 at Ari ... L, 0-1 Kelly / DeSclafani / Bradley
 9/15 at Ari ... W, 3-1 Bauer / Gallen / Iglesias

REDS VS DIAMONDBACKS SINCE 1998

1998 5-4	2002 0-6	2006 2-4	2010 5-2	2014 4-3	2018 3-3
1999 8-1	2003 2-7	2007 4-2	2011 2-4	2015 1-6	2019 3-3
2000 5-2	2004 3-3	2008 4-2	2012 5-2	2016 3-3	2020 ... COVID
2001 1-5	2005 4-2	2009 5-1	2013 4-3	2017 3-3	2021 1-5


2021: 88-73
1ST, NL EAST

Beat Mil in NLDS, 3-1

Beat LAD in NLCS, 4-3

Beat Hou in World Series, 4-2

Sweep Information
Last Sweep by Reds

	at Cin	at Atl
2-Game:	9/28-29/87	4/15-16/86
3-Game:	5/30-6/1/08	9/4-6/09
4-Game:	5/21-24/12	9/18-21/75
DH:	6/20/86	9/9/73

Last Sweep by Braves

	at Cin	at Atl
2-Game:	7/18-19/01	5/19-20/10
		*9/30-10/1/20
3-Game:	9/15-17/95	4/25-27/14
4-Game:	5/31-6/3/84 (5g)	#6/18-20/48
DH:	6/12/90	6/21/89

Includes doubleheader

^ 2020 NL Wild Card Series

Series Highs
Runs Scored by Cin (Game)

26 (6/4/1911, 26-3 at Cin)

Runs Scored by Atl (Game)

17 (5/1/1985, 17-9 at Cin)

Longest Game

17 Inn. (7/28/1989 at Atl)

Win Streak by Cin (Season)

11g (6/18-9/28, 1975)

Win Streak by Atl (Season)

10g (4/6-7/2, 1983)

REGULAR SEASON RECORD VS BRAVES *

Record Since 1900:	1,112-999
At League Park II:	8-11
At Palace of the Fans:	77-29
At Crosley Field:	335-294
At Riverfront / Cinergy Field:	129-119
At Great American Ball Park:	39-27
At South End Grounds:	81-80
At Braves Field:	202-201
At Milwaukee County Stadium:	63-72
At Fulton County Stadium:	144-118
At Turner Field:	27-42
At SunTrust / Truist Park:	7-6
In 2021:	3-4
At Great American Ball Park:	2-2
At SunTrust Park:	1-2

* 1,168 - 1,081 since 1890


MANAGER

Brian Snitker

7th season at Atl (441-390)

7th in MLB (441-390)

2022 SCHEDULE

Thu, 4/7 at Atl	7:20
Fri, 4/8 at Atl	7:20
Sat, 4/9 at Atl	7:20
Sun, 4/10 at Atl	1:20
Fri, 7/1 at Cin	6:40
Sat, 7/2 at Cin	4:10
Sun, 7/3 at Cin	1:10

All times eastern

2021 RESULTS

6/24 at Cin .. W, 5-3	Santillan / Chavez / Brach
6/25 at Cin .. L, 2-3	Smyly / Gutierrez / Smith
6/26 at Cin .. W, 4-1	Castillo / Anderson / Garrett
6/27 at Cin .. L, 0-4	Muller / Mahle
8/10 at Atl ... L, 2-3	Smyly / Hembree / Smith
8/11 at Atl ... L, 6-8 (11)	Santana / Sims
8/12 at Atl ... W, 12-3	Gutierrez / Muller

2020 WILD CARD SERIES RESULTS

Game 1, 9/30	L, 0-1 (13)	Minter / Bradley
Game 2, 10/1	L, 0-5	Anderson / Castillo

2019 RESULTS

4/23 at Cin ... W, 7-6	Stephenson/Gausman/Iglesias
4/24 at Cin ... L, 1-3	Soroka / Roark / Minter
4/25 at Cin ... W, 4-2	Castillo / Teheran / Iglesias
8/1 at Atl	L, 1-4 (6) Fried / DeSclafani
8/2 at Atl	W, 5-2 Wood / Gausman / Iglesias
8/3 at Atl	L, 4-5 (10) Jackson / Hughes
8/4 at Atl	W, 6-4 (10) Stphnson/Greene/Hernndez

REDS VS BRAVES SINCE 1900

1900 7-13	1921 9-13	1942 16-5	1963 10-8	1984 5-13	2005 3-7
1901 8-11	1922 17-5	1943 11-11	1964 9-9	1985 11-7	2006 3-4
1902 9-11	1923 15-7	1944 14-8	1965 12-6	1986 12-6	2007 6-1
1903 13-7	1924 10-12	1945 12-10	1966 8-10	1987 10-8	2008 3-3
1904 15-7	1925 13-9	1946 7-15	1967 13-5	1988 13-5	2009 6-3
1905 14-8	1926 10-12	1947 9-13	1968 8-10	1989 10-8	2010 2-3
1906 10-11	1927 18-4	1948 8-13	1969 6-12	1990 10-8	2011 3-3
1907 13-9	1928 12-10	1949 10-12	1970 13-5	1991 7-11	2012 5-1
1908 14-8	1929 14-8	1950 5-17	1971 9-9	1992 9-9	2013 3-4
1909 17-5	1930 9-13	1951 12-10	1972 9-9	1993 3-10	2014 2-5
1910 14-8	1931 14-8	1952 13-9	1973 13-5	1994 5-5	2015 4-3
1911 17-4	1932 13-9	1953 8-14	1974 11-7	1995 5-8	2016 4-3
1912 11-11	1933 10-12	1954 10-12	1975 15-3	1996 5-7	2017 3-3
1913 14-8	1934 7-15	1955 9-13	1976 12-6	1997 2-9	2018 4-3
1914 8-14	1935 12-10	1956 9-13	1977 14-4	1998 2-7	2019 4-3
1915 7-15	1936 9-13	1957 4-18	1978 12-6	1999 1-8	2020 .. COVID
1916 9-13	1937 11-11	1958 5-17	1979 12-6	2000 5-2	2021 3-4
1917 12-10	1938 9-11	1959 11-11	1980 16-2	2001 2-4	
1918 8-10	1939 16-6	1960 9-13	1981 5-6	2002 2-4	
1919 16-4	1940 12-9	1961 15-7	1982 4-14	2003 3-3	
1920 12-9	1941 13-9	1962 13-5	1983 6-12	2004 4-2	



2021: 71-91
4TH, NL CENTRAL

Sweep Information

Last Sweep by Reds

	at Cin	at Chi
2-Game:	5/16-17/11	5/14-15/66
3-Game:	7/2-4/21	8/12-14/13
4-Game:	6/21-24/18	#8/16-18/68
DH:	7/8/2014	8/18/68

Last Sweep by Cubs

	at Cin	at Chi
2-Game:	4/24-26/15	7/21-22/04
3-Game:	6/27-29/16	5/16-5/18/17
4-Game:	9/27-30/37	8/23-26/18
DH:	7/9/72	8/28/84

Includes doubleheader

Series Highs

Runs Scored by Cin (Game)

23 (7/16/1949, 23-4 at Cin)

Runs Scored by Chi (Game)

22 (8/13/1937, 22-6 at Chi)

Longest Game

18 Inn. (4x, Last: 5/10/1979 at Chi)

Win Streak by Cin (Single Season)

8g (6/19-9/1, 1917)

Win Streak by Chi (Single Season)

15g (4/25-8/3, 1945)

REGULAR SEASON RECORD VS CUBS *

Record Since 1900:	1,095-1,115
At League Park I & II:	9-8
At Palace of the Fans:	42-66
At Crosley Field:	342-272
At Riverfront / Cinergy Field:	107-89
At Great American Ball Park:	84-76
At West Side Grounds:	55-118
At Wrigley Field:	456-486
In 2021:	11-8
At Great American Ball Park:	6-3
At Wrigley Field:	5-5

* 1,163 - 1,186 since 1890



MANAGER

David Ross
 3rd season at Chi (105-117)
 3rd in MLB (105-117)

2022 SCHEDULE

Mon, 5/23 at Cin	6:40
Tue, 5/24 at Cin	6:40
Wed, 5/25 at Cin	6:40
Thu, 5/26 at Cin	12:35
Tue, 6/28 at Chi	8:05
Wed, 6/29 at Chi	8:05
Thu, 6/30 at Chi	8:05
*Thu, 8/11 at Cin	7:15
Sat, 8/13 at Cin	6:40
Sun, 8/14 at Cin	1:10
Tue, 9/6 at Chi	7:40
Wed, 9/7 at Chi	7:40
Thu, 9/8 at Chi	2:20
Fri, 9/30 at Chi	2:20
Sat, 10/1 at Chi	2:20
Sun, 10/2 at Chi	3:20
Mon, 10/3 at Cin	6:40
Tue, 10/4 at Cin	6:40
Wed, 10/5 at Cin	TBD

* Field of Dreams, Dyersville, IA
 All times eastern

2021 RESULTS

4/30 at Cin ... W, 8-6	Mile / Arrieta / Antone
5/1 at Cin L, 2-3	Brothers / Castillo / Kimbrel
5/2 at Cin W, 13-12 (10)	Hendrix / Kimbrel
5/28 at Chi ... L, 0-1	Alzolay / Gutierrez / Kimbrel
5/29 at Chi ... L, 2-10	Thompson / Castillo
5/30 at Chi ... W, 5-1	Mahle / Arrieta / Antone
7/2 at Cin W, 2-1	Osich / Mills / Hembree
7/3 at Cin W, 3-2	Hendrix / Alzolay / Hembree
7/4 at Cin W, 3-2	Warren / Winkler / Garrett
7/26 at Chi ... L, 5-6	Kimbrel / Hembree
7/27 at Chi ... W, 7-4	Gutierrez / Alzolay
7/28 at Chi ... W, 8-2	Mahle / Davies
7/29 at Chi ... W, 7-4	Castillo / Mills
8/16 at Cin ... W, 14-5	Miley / Steele
8/17 at Cin ... L, 1-2	Hendricks / Gutierrez / Heuer
8/18 at Cin ... L, 1-7	MRodriguez / Mahle
9/6 at Chi L, 3-4	Effross / Lorenzen / Morgan
9/7 at Chi W, 4-3	Miley / Sampson / Givens
9/8 at Chi L, 1-4 (10)	Heuer / Brach

OPPONENTS

REDS VS CUBS SINCE 1900

1900 11-9	1921 9-13	1942 9-13	1963 9-9	1984 5-7	2005 9-6
1901 10-10	1922 11-11	1943 13-9	1964 12-6	1985 6-5	2006 9-10
1902 8-12	1923 13-9	1944 13-9	1965 11-7	1986 7-5	2007 9-9
1903 11-9	1924 13-9	1945 1-21	1966 12-6	1987 6-6	2008 7-8
1904 8-13	1925 12-10	1946 9-13	1967 6-12	1988 6-6	2009 5-10
1905 10-12	1926 9-13	1947 10-12	1968 11-7	1989 5-7	2010 12-4
1906 4-18	1927 8-14	1948 12-10	1969 6-6	1990 8-4	2011 11-7
1907 5-17	1928 9-13	1949 13-9	1970 5-7	1991 8-4	2012 12-4
1908 6-16	1929 8-14	1950 17-4	1971 6-6	1992 7-5	2013 14-5
1909 6-16	1930 11-11	1951 12-10	1972 4-8	1993 5-7	2014 11-8
1910 6-16	1931 8-14	1952 9-13	1973 4-8	1994 7-5	2015 6-13
1911 8-14	1932 10-12	1953 10-12	1974 7-5	1995 7-3	2016 4-15
1912 10-11	1933 11-11	1954 14-8	1975 11-1	1996 8-5	2017 7-12
1913 9-13	1934 8-14	1955 11-11	1976 9-3	1997 5-7	2018 8-11
1914 5-17	1935 8-14	1956 16-6	1977 5-7	1998 5-6	2019 11-8
1915 9-13	1936 12-10	1957 15-7	1978 5-7	1999 8-5	2020 4-6
1916 13-9	1937 8-14	1958 12-10	1979 5-7	2000 8-4	2021 11-8
1917 14-8	1938 11-11	1959 13-9	1980 5-7	2001 4-13	
1918 7-10	1939 12-10	1960 12-10	1981 5-1	2002 12-5	
1919 12-8	1940 16-6	1961 10-12	1982 6-6	2003 7-10	
1920 13-9	1941 14-8	1962 14-4	1983 8-4	2004 8-9	



2021: 74-87
4TH, NL WEST

Sweep Information

Last Sweep by Reds

	at Cin	at Col
2-Game:	None	None
3-Game:	6/11-13/21	7/27-29/12
4-Game:	7/13-16/06	None
DH:	8/17/96	*8/25/97

Last Sweep by Rockies

	at Cin	at Col
2-Game:	None	*7/23/98
3-Game:	7/31-8/2/09	6/3-5/05
4-Game:	None	9/6-9/10
DH:	None	*8/17/14

* Day-night doubleheader

Series Highs

Runs Scored by Cin (Game)

24 (5/19/1999, 24-12 at Col)

Runs Scored by Col (Game)

17 (7/26/15, 17-7 at Col)

Longest Game

13 Inn. (6/7/2018 vs Col)

Win Streak by Cin (Single Season)

5g (3x, Last: 5/15-6/13, 2021)

Win Streak by Col (Single Season)

7g (7/31-9/10, 2009)

REGULAR SEASON RECORD VS ROCKIES

All-Time Since 1993:	106-108
At Riverfront / Cinergy Field:	31-18
At Great American Ball Park:	31-25
At Mile High Stadium:	3-7
At Coors Field:	41-58
In 2021:	5-2
At Great American Ball Park:	3-0
At Coors Field:	2-2



MANAGER

Bud Black
6th season at Col (349-359)
15th in MLB (998-1,072)

2022 SCHEDULE

Fri, 4/29 at Col	8:40
Sat, 4/30 at Col	8:10
Sun, 5/1 at Col	3:10
Fri, 9/2 at Cin	6:40
Sat, 9/3 at Cin	6:40
Sun, 9/4 at Cin	1:10

All times eastern

2021 RESULTS

5/13 at Col ... L, 8-13	González / Castillo
5/14 at Col ... L, 6-9	Márquez / Miley / Bard
5/15 at Col ... W, 6-5 (12)	Sims / Santos / Hembree
5/16 at Col ... W, 7-6	Doolittle / Givens / Antone
6/11 at Cin ... W, 11-5	Mahle / Freeland
6/12 at Cin ... W, 10-3	Miley / Márquez
6/13 at Cin ... W, 6-2	Hendrix / Santazela

2019 RESULTS

7/12 at Col ... L, 2-3	Diaz / Hernandez / Davis
7/13 at Col ... W, 17-9	Hughes / Bettis
7/14 at Col ... L, 9-10	Senzatela / Mahle / Davis
7/26 at Cin ... L, 2-12	Márquez / Castillo
7/27 at Cin ... W, 3-1	DeSclafani / González / Iglesias
7/28 at Cin ... W, 3-2	Sims / McGee / Iglesias

REDS VS ROCKIES SINCE 1993

1993 9-4	1998 4-5	2003 4-2	2008 1-5	2013 2-4	2018 2-4
1994 4-4	1999 7-2	2004 3-3	2009 0-7	2014 3-4	2019 3-3
1995 5-7	2000 6-3	2005 3-3	2010 2-5	2015 2-4	2020 ... COVID
1996 7-6	2001 3-6	2006 5-1	2011 3-4	2016 5-2	2021 5-2
1997 5-6	2002 3-3	2007 2-4	2012 5-1	2017 3-4	



2021: 106-56
2ND, NL WEST
 Beat STL in NLWC, 3-1
 Beat SF in NLDS, 3-2
 Lost to Atl in NLCS, 4-2

Sweep Information

Last Sweep by Reds

	at Cin	at LAD
2-Game:	5/7-8/96	9/23-24/92
3-Game:	9/6-8/13	6/13-15/11
4-Game:	#9/22-24/69	5/10-13/18
DH:	8/8/86	8/16/61

Last Sweep by Dodgers

	at Cin	at LAD
2-Game:	9/26-27/83	7/20-21/98
3-Game:	6/16-18/17	4/15-17/19
4-Game:	#6/6-8/52	4/14-17/75
DH:	6/30/78	8/9/70

Includes doubleheader

Series Highs

Runs Scored by Cin (Game)

23 (6/8/1940, 23-2 at Cin)

Runs Scored by LAD (Game)

25 (9/23/1901, 25-6 at Cin)

Longest Game

19 Inn. (2x, Last: 8/8/1972 at Cin)

Win Streak by Cin (Single Season)

10g (7/27-9/15, 1926)

Win Streak by LAD (Single Season)

11g (7/21-9/16, 1947)

REGULAR SEASON RECORD VS DODGERS *

Record Since 1900:	1,027-1,080
At League Park II:	5-14
At Palace of the Fans:	74-39
At Crosley Field:	332-296
At Riverfront / Cinergy Field:	118-123
At Great American Ball Park:	24-37
At Washington Park III / Ebbets Field:	277-344
At Los Angeles Coliseum:	22-22
At Dodger Stadium:	175-205
In 2021:	3-3
At Great American Ball Park:	1-2
At Dodger Stadium:	2-1

* 1,105 - 1,138 since 1890



MANAGER

Dave Roberts
 7th season at LA (542-329)
 8th in MLB (542-329)

2022 SCHEDULE

Thu, 4/14 at LA.....	10:10
Fri, 4/15 at LA.....	10:10
Sat, 4/16 at LA.....	10:10
<u>Sun, 4/17 at LA.....</u>	<u>4:10</u>
Tue, 6/21 at Cin.....	6:40
Wed, 6/22 at Cin.....	6:40
Thu, 6/23 at Cin.....	12:35

All times eastern

2021 RESULTS

4/26 at LA W, 5-3 (10)	Antone / Jansen
4/27 at LA W, 6-5 . Hendrix / Alexander / Doolittle	
4/28 at LA L, 0-8	Kershaw / Gray
9/17 at Cin W, 3-1	Castillo / Buehler / Lorenzen
9/18 at Cin L, 1-5	Scherzer / Gray / Jansen
9/19 at Cin L, 5-8	Kershaw / Miley

2019 RESULTS

4/15 at LA L, 3-4	Jansen / Iglesias
4/16 at LA L, 1-6	Maeda / Mahle
4/17 at LA L, 2-3	Buehler / Gray / Jansen
5/17 at Cin L, 0-6	Hill / DeSclafani
5/18 at Cin W, 4-0	Mahle / Buehler
5/19 at Cin L, 3-8	Ryu / Roark

OPPONENTS

REDS VS DODGERS SINCE 1900

1900 4-15	1921 11-10	1942 7-15	1963 8-10	1984 7-11	2005 3-4
1901 6-14	1922 14-8	1943 9-13	1964 14-4	1985 7-11	2006 0-6
1902 8-12	1923 14-8	1944 14-8	1965 6-12	1986 10-8	2007 2-4
1903 10-10	1924 10-12	1945 11-11	1966 6-12	1987 10-8	2008 1-7
1904 14-8	1925 10-12	1946 8-14	1967 8-10	1988 7-11	2009 1-5
1905 18-4	1926 18-4	1947 7-15	1968 9-9	1989 8-10	2010 5-4
1906 14-8	1927 10-11	1948 4-18	1969 10-8	1990 9-9	2011 4-2
1907 7-15	1928 12-10	1949 5-17	1970 13-5	1991 6-12	2012 2-4
1908 16-6	1929 11-11	1950 10-12	1971 7-11	1992 11-7	2013 4-3
1909 17-5	1930 9-13	1951 8-14	1972 9-5	1993 5-8	2014 3-4
1910 15-7	1931 12-10	1952 5-17	1973 11-7	1994 3-6	2015 1-6
1911 11-11	1932 7-15	1953 7-15	1974 6-12	1995 4-3	2016 2-5
1912 16-6	1933 12-10	1954 6-16	1975 8-10	1996 4-8	2017 0-6
1913 13-9	1934 9-13	1955 10-12	1976 13-5	1997 6-5	2018 6-1
1914 11-11	1935 11-11	1956 11-11	1977 10-8	1998 5-4	2019 1-5
1915 11-11	1936 13-9	1957 10-12	1978 9-9	1999 4-3	2020 .. COVID
1916 7-15	1937 10-12	1958 11-11	1979 11-7	2000 4-5	2021 3-3
1917 12-10	1938 13-9	1959 13-9	1980 9-9	2001 4-2	
1918 12-6	1939 12-10	1960 12-10	1981 8-8	2002 4-2	
1919 13-7	1940 14-8	1961 12-10	1982 7-11	2003 2-4	
1920 12-10	1941 8-14	1962 9-9	1983 7-11	2004 4-2	



2021: 67-95
4TH, NL EAST

Last Sweep by Reds

	at Cin	at Mia
2-Game:	5/13-14/98	None
3-Game:	4/9-11/19	5/14-16/13
4-Game:	8/19-22/21	None
DH:	None	None

Last Sweep by Marlins

	at Cin	at Mia
2-Game:	None	^A 5/27-29/96
3-Game:	5/23-25/03	7/8-10/16
4-Game:	None	None
DH:	None	None

^A One game rained out in 3-game series

Series Highs
Runs Scored by Cin (Game)

22 (8/31/1996, 22-8 at Cin)

Runs Scored by Mia (Game)

16 (6/23/1995, 16-4 at Cin)

Longest Game

15 Inn. (5/11/1995 at Fla)

Win Streak by Cin (Single Season)

9g (5/13-8/30, 1998)

Win Streak by Mia (Single Season)

5g (5/27-8/6, 2000)

REGULAR SEASON RECORD VS MARLINS

All-Time Since 1993:	122-94
At Riverfront / Cinergy Field:	32-19
At Great American Ball Park:	37-22
At Joe Robbie / Pro Player / Dolphin /	
Land Shark / Sun Life Stadium:	39-35
At Marlins Park / loanDepot Park:	14-18
In 2021:	5-2
At Great American Ball Park:	4-0
At Marlins Park / loanDepot Park:	1-2


MANAGER

Don Mattingly
7th season at Mia (374-494)
12th in MLB (820-857)

2022 SCHEDULE

Mon, 7/25 at Cin	6:40
Tue, 7/26 at Cin	6:40
Wed, 7/27 at Cin	6:40
Thu, 7/28 at Cin	12:35
Mon, 8/1 at Mia	6:40
Tue, 8/2 at Mia	6:40
Wed, 8/3 at Mia	6:40

All times eastern

2021 RESULTS

8/19 at Cin ... W, 6-1	Castillo / Neidert
8/20 at Cin ... W, 5-3	Gray / EHernandez / Givens
8/21 at Cin ... W, 7-4	Cessa / Bender / Lorenzen
8/22 at Cin ... W, 3-1 ..	Gutierrez/Alcantara/Lorenzen
8/27 at Mia ... W, 6-0	Miley / Thompson
8/28 at Mia ... L, 1-6	Alcantara / Gutierrez
8/29 at Mia ... L, 1-2	Luzardo / Mahle / Floro

2019 RESULTS

4/9 at Cin W, 14-0	Castillo / Ureña
4/10 at Cin ... W, 2-1	Garrett/Steckenrider/Iglesias
4/11 at Cin ... W, 5-0	Stephenson / López
8/26 at Mia ... W, 6-3	Gray / López
8/27 at Mia ... W, 8-5	Castillo / Smith / Iglesias
8/28 at Mia ... W, 5-0	DeSclafani / Alcantara
8/29 at Mia ... L, 3-4 (12)	Kingley / Iglesias

REDS VS MARLINS SINCE 1993

1993 7-5	1998 9-0	2003 2-4	2008 6-2	2013 6-1	2018 2-5
1994 7-5	1999 6-1	2004 4-2	2009 3-3	2014 4-3	2019 6-1
1995 6-6	2000 3-6	2005 2-4	2010 5-2	2015 3-4	2020 ... COVID
1996 3-9	2001 4-2	2006 4-2	2011 3-3	2016 3-4	2021 5-2
1997 5-6	2002 5-1	2007 4-3	2012 3-3	2017 2-5	



2021: 95-67
1ST, NL CENTRAL
 Lost to All in NLDS, 3-1

Sweep Information

Last Sweep by Reds

	at Cin	at Mil
2-Game:	5/17-18/10	7/15-16/02
3-Game:	9/4-6/17	6/14-16/21
4-Game:	None	5/13-16/02
DH:	None	8/27/20

Last Sweep by Brewers

	at Cin	at Mil
2-Game:	None	4/27-28/04
3-Game:	7/16-18/21	4/24-26/17
4-Game:	8/25-28/03	None
DH:	9/5/15	None

Series Highs

Runs Scored by Cin (Game)
 17 (8/7/1998, 17-0 at Cin)

Runs Scored by Mil (Game)
 15 (5/6/2009, 15-3 at Cin)

Longest Game
 13 Inn. (3x, Last: 8/25/2009 at Mil)

Win Streak by Cin (Single Season)
 7g (7/27-9/21, 2010)

Win Streak by Mil (Single Season)
 7g (4/17-6/29, 2018)

REGULAR SEASON RECORD VS BREWERS *

All-Time Since 1997: * 203-197-1
 At Riverfront / Cinergy Field: 20-20-1
 At Great American Ball Park: 86-77
 At Milwaukee County Stadium: 7-10
 At Miller Park / American Family Field: .. 90-90
 In 2021: 9-10
 At Great American Ball Park: 2-7
 At Miller Park: 7-3

* 203-197-1 record includes a 3-game Reds sweep in 1997, when the Brewers were in the American League



MANAGER

Craig Counsell
 8th season at Mil (529-479)
 8th in MLB (529-479)

2022 SCHEDULE

Tue, 5/3 at Mil..... 7:40
 Wed, 5/4 at Mil..... 7:40
 Thu, 5/5 at Mil..... 1:40
 Mon, 5/9 at Cin 6:40
 Tue, 5/10 at Cin 6:40
 Wed, 5/11 at Cin..... 12:35
 Fri, 6/17 at Cin 6:40
 Sat, 6/18 at Cin..... 4:10
 Sun, 6/19 at Cin..... 1:10
 Fri, 8/5 at Mil..... 8:10
 Sat, 8/6 at Mil..... 7:15
 Sun, 8/7 at Mil..... 2:10
 Fri, 9/9 at Mil..... 8:10
 Sat, 9/10 at Mil..... 7:15
 Sun, 9/11 at Mil..... 2:10
 Thu, 9/22 at Cin 6:40
 Fri, 9/23 at Cin 6:40
 Sat, 9/24 at Cin 6:40
 Sun, 9/25 at Cin..... 1:10

All times eastern

2021 RESULTS

5/21 at Cin ... W, 9-4 Hoffman / Houser
 5/22 at Cin ... L, 3-4 Suter / Hembree / Hader
 5/23 at Cin ... L, 4-9 Boxberger / Castillo
 6/8 at Cin ... L, 1-5 Houser / Hendrix
 6/9 at Cin W, 7-3 Gutierrez / Anderson
 6/10 at Cin ... L, 2-7 Suter / Castillo
 6/14 at Mil ... W, 10-2 Gutierrez / Lauer
 6/15 at Mil ... W, 2-1 (10) ... Sims/Boxberger/Garrett
 6/16 at Mil ... W, 2-1 Mahle / Peralta / Sims
 7/8 at Mil L, 3-5 Williams / Brach / Hader
 7/9 at Mil W, 2-0 Miley / Lauer / Hembree
 7/10 at Mil ... W, 4-3 Osich / Hader / Hembree
 7/11 at Mil ... W, 3-1 Hendrix / Hader / Osich
 7/16 at Cin ... L, 6-11 Suter / Garrett
 7/17 at Cin ... L, 4-7 (11) Gustave / Doolittle
 7/18 at Cin ... L, 0-8 Burnes / Gray
 8/24 at Mil ... L, 4-7 ... Strickland / Lorenzen / Hader
 8/25 at Mil ... L, 1-4 Woodruff / Castillo
 8/26 at Mil ... W, 5-1 Gray / Anderson

2020 RESULTS

8/7 at Mil W, 8-3 Bauer / Lauer
 8/8 at Mil W, 4-1 . DeSclafani/Anderson/Iglesias
 8/9 at Mil L, 3-9 Suter / Gray
 8/24 at Mil ... L, 2-4 Anderson / Bauer / Hader
 8/25 at Mil ... L, 2-3 Woodruff / Castillo / Hader
 8/26 at Mil Postponed, Jacob Blake shooting
 8/27 at Mil ... W, 6-1 Gray / Houser
 8/27 at Mil ... W, 6-0 Sims / Lindblom
 9/21 at Cin ... W, 6-3 Castillo / Woodruff
 9/22 at Cin ... L, 2-3 Anderson / Antone / Hader
 9/23 at Cin ... W, 6-1 Bauer / Houser

REDS VS BREWERS SINCE 1997

1997 (AL) ... 3-0	2002 13-6	2006 9-10	2010 11-3	2014 10-9	2018 6-13
1998 6-5	2003 8-10	2007 8-7	2011 8-8	2015 9-10	2019 8-11
1999 6-6	2004 10-8	2008 10-8	2012 9-6	2016 11-8	2020 6-4
2000 5-8	2005 6-10	2009 8-7	2013 10-9	2017 8-11	2021 9-10
2001 6-10					



2021: 77-85
3RD, NL EAST

Sweep Information

Last Sweep by Reds

	at Cin	at NYM
2-Game:	5/6-7/92	[^] 5/25-27/92
3-Game:	4/4-7/05	5/20-22/13
4-Game:	#7/11-13/75	#8/19-21/77
DH:	7/18/80	8/19/77

Last Sweep by Mets

	at Cin	at NYM
2-Game:	4/28-29/97	4/22-23/97
3-Game:	9/5-7/16	4/25-27/16
4-Game:	9/24-27/15	7/18-21/97
DH:	6/17/66	5/19/98

[#] Includes doubleheader

[^] One game rained out in 3-game series

Series Highs

Runs Scored by Cin (Game)

15 (5/13/1980, 15-4 at Cin)

Runs Scored by NYM (Game)

15 (4/28/1997, 15-2 at Cin)

15 (7/19/21, 15-11 at NY, 11 innings)

Longest Game

16 Inn. (8/20/1973 at NY)

Win Streak by Cin (Single Season)

8g (4/24-8/3, 1962)

Win Streak by NYM (Single Season)

7g (6/26-9/27, 2015)

REGULAR SEASON RECORD VS METS

All-Time Since 1962:	326-294
At Crosley Field:	51-20
At Riverfront / Cinergy Field:	100-77
At Great American Ball Park:	21-36
At Polo Grounds:	9-9
At Shea Stadium:	126-131
At Citi Field:	19-21
In 2021:	3-3
At Great American Ball Park:	1-2
At Citi Field:	2-1



MANAGER

Buck Showalter
1st season at NYM (0-0)
21st in MLB (1,551-1,517-1)

2022 SCHEDULE

Mon, 7/4 at Cin	6:40
Tue, 7/5 at Cin	6:40
Wed, 7/6 at Cin	6:40
Mon, 8/8 at NYM	7:10
Tue, 8/9 at NYM	7:10
Wed, 8/10 at NYM	1:10

All times eastern

2021 RESULTS

7/19 at Cin	L, 11-15 (11)	Banda / Garcia / May
7/20 at Cin	W, 4-3	Miley / Nogosek / Garrett
7/21 at Cin	L, 0-7	Stroman / Hoffman
7/30 at NY	W, 6-2	Gray / Castro
7/31 at NY	L, 4-5 (10)	EDiaz / Cessa
8/1 at NY	W, 7-1	Gutierrez / Stroman

2019 RESULTS

4/29 at NYM	W, 5-4	Iglesias / Diaz
4/30 at NYM	L, 3-4 (10)	Gagnon / Iglesias
5/1 at NYM	W, 1-0	Duke / Diaz / Lorenzen
5/2 at NYM	L, 0-1	SYNDERGAARD / Mahle
9/20 at Cin	L, 1-8	deGrom / Castillo
9/21 at Cin	W, 3-2	Kuhnel / Wilson / Iglesias
9/22 at Cin	L, 3-6	Brach / Bauer / Wilson

Complete games in **BOLD CAPS**

REDS VS METS SINCE 1962

1962 13-5	1972 8-4	1982 7-5	1992 7-5	2002 2-4	2012 6-2
1963 10-8	1973 8-4	1983 7-5	1993 6-6	2003 2-4	2013 4-2
1964 11-7	1974 9-3	1984 3-9	1994 2-4	2004 3-3	2014 2-4
1965 11-7	1975 8-4	1985 4-8	1995 7-5	2005 3-3	2015 0-7
1966 10-7	1976 6-6	1986 4-8	1996 6-6	2006 3-4	2016 0-6
1967 12-6	1977 10-2	1987 7-5	1997 2-9	2007 2-5	2017 3-4
1968 10-8	1978 7-5	1988 4-7	1998 3-6	2008 3-4	2018 3-3
1969 6-6	1979 8-4	1989 4-8	1999 5-5	2009 2-4	2019 3-4
1970 8-4	1980 8-4	1990 6-6	2000 5-4	2010 4-2	2020 ... COVID
1971 8-4	1981 7-3	1991 5-7	2001 4-2	2011 2-5	2021 3-3



2021: 82-80
2ND, NL EAST

Sweep Information

Last Sweep by Reds

	at Cin	at Phi
2-Game:	8/26-27/91	^4/5-7/96
3-Game:	4/4-7/16	6/27-29/95
4-Game:	#6/24-26/96	#7/22-24/96
DH:	5/26/97	7/22/96

Last Sweep by Phillies

	at Cin	at Phi
2-Game:	^4/26-28/96	4/9-10/63
3-Game:	5/12-14/06	4/9-11/18
4-Game:	8/29-9/1/11	7/8-11/10
DH:	*9/21/02	5/15/75

Includes doubleheader

* Day-night doubleheader

^ One game rained out in 3-game series

Series Highs

Runs Scored by Cin (Game)

24 (5/13/1902, 24-2 at Cin)

Runs Scored by Phi (Game)

22 (7/6/2009, 22-1 at Phi)

Longest Game

19 Inn. (2x, Last: 5/25/2011 at Phi)

Win Streak by Cin (Single Season)

17g (5/1-9/2, 1961)

Win Streak by Phi (Single Season)

8g (9/2-10/2, 1901)

REGULAR SEASON RECORD VS PHILLIES *

Record Since 1900:	1,080-881
At League Park II:	9-12
At Palace of the Fans:	62-49
At Crosley Field:	388-240
At Riverfront / Cinergy Field:	104-75
At Great American Ball Park:	33-28
At Baker Bowl:	190-210
At Shibe Park:	172-155
At Veterans Stadium:	102-75
At Citizens Bank Park:	20-37
In 2021:	4-2
At Great American Ball Park:	2-1
At Citizens Bank Park:	2-1

* 1,140 - 960 since 1890



MANAGER

Joe Girardi
3rd season at Phi (110-112)
14th in MLB (1,098-906)

2022 SCHEDULE

Mon, 8/15 at Cin	6:40
Tue, 8/16 at Cin	6:40
Wed, 8/17 at Cin	12:35
Mon, 8/22 at Phi	7:05
Tue, 8/23 at Phi	7:05
Wed, 8/24 at Phi	7:05
Thu, 8/25 at Phi	7:05

All times eastern

2021 RESULTS

5/31 at Cin	W, 11-1	Miley / Velsasquez
6/1 at Cin	L, 3-17	Gray / Nola
6/2 at Cin		Postponed, played 6/28
6/28 at Cin	W, 12-4	Hembree / Feliz
8/13 at Phi	W, 6-1	Mahle / Wheeler
8/14 at Phi	L, 1-6	Moore / Castillo
8/15 at Phi	W, 7-4	Sims / Nola / Givens

2019 RESULTS

6/7 at Phi	L, 2-4	Eflin / Mahle / Neris
6/8 at Phi	L, 1-4	PIVETTA / Roark
6/9 at Phi	W, 4-3	Duke / Álvarez / Iglesias
9/2 at Cin	L, 1-7	Smyly / DeSclafani
9/3 at Cin	L, 2-6	Vincent / Garrett
9/4 at Cin	W, 8-5	Lorenzen / Álvarez / Iglesias
9/5 at Cin	W, 4-3 (11)	Bowman / Vincent

Complete games in **BOLD CAPS**

REDS VS PHILLIES SINCE 1900

1900 9-11	1921 13-9	1942 16-6	1963 8-10	1984 5-7	2005 3-4
1901 4-16	1922 15-7	1943 19-3	1964 9-9	1985 7-5	2006 2-4
1902 13-7	1923 19-3	1944 13-9	1965 13-5	1986 7-5	2007 2-4
1903 12-8	1924 16-5	1945 12-10	1966 10-8	1987 5-7	2008 3-5
1904 16-6	1925 16-6	1946 8-14	1967 10-8	1988 9-3	2009 2-5
1905 13-9	1926 16-6	1947 13-9	1968 11-7	1989 4-8	2010 2-5
1906 11-11	1927 16-6	1948 11-11	1969 10-2	1990 7-5	2011 1-7
1907 8-13	1928 13-7	1949 13-9	1970 7-5	1991 9-3	2012 3-4
1908 10-12	1929 11-11	1950 4-18	1971 5-7	1992 7-5	2013 4-2
1909 9-12	1930 12-10	1951 11-11	1972 10-2	1993 4-8	2014 3-3
1910 10-12	1931 9-13	1952 10-12	1973 8-4	1994 4-2	2015 4-2
1911 10-12	1932 9-13	1953 12-10	1974 8-4	1995 9-3	2016 4-2
1912 8-14	1933 7-14	1954 14-8	1975 7-5	1996 10-2	2017 4-2
1913 5-17	1934 9-10	1955 11-11	1976 5-7	1997 8-3	2018 3-4
1914 9-13	1935 13-9	1956 11-11	1977 8-4	1998 4-5	2019 3-4
1915 9-13	1936 13-9	1957 16-6	1978 7-5	1999 6-3	2020 .. COVID
1916 5-17	1937 11-11	1958 15-7	1979 8-4	2000 3-4	2021 4-2
1917 8-14	1938 14-7	1959 9-13	1980 7-5	2001 2-4	
1918 12-7	1939 19-3	1960 9-13	1981 5-2	2002 2-4	
1919 15-5	1940 15-7	1961 19-3	1982 5-7	2003 5-4	
1920 14-8	1941 16-6	1962 8-10	1983 6-6	2004 3-3	



2021: 61-101
5TH, NL CENTRAL

Sweep Information

Last Sweep by Reds

	at Cin	at Pit
2-Game:	6/10-11/97	*8/3-4/07
3-Game:	4/5-7/21	4/10-12/17
4-Game:	8/5-8/21	7/2-5/92
DH:	9/14/20	7/12/74

Last Sweep by Pirates

	at Cin	at Pit
2-Game:	5/18-19/11	8/20-21/98
3-Game:	7/20-22/18	8/23-25/19
4-Game:	7/11-14/91	4/4-7/19
DH:	*9/17/16	8/28/07

* Day-night doubleheader

^ One game rained out in 3-game series

Series Highs

Runs Scored by Cin (Game)

19 (4x, Last: 8/25/1995, 19-3 at Pit)

Runs Scored by Pit (Game)

23 (4/27/1912, 23-4 at Pit)

Longest Game

16 Inn. (4x, Last: 6/29/1965 at Pit)

Win Streak by Cin (Single Season)

11g (2x, Last: 7/22-9/15, 1956)

Win Streak by Pit (Single Season)

17g (5/31-10/3, 1937)

REGULAR SEASON RECORD VS PIRATES *

Record Since 1900:	1,093-1,120
At League Park II:	8-12
At Palace of the Fans:	44-65
At Crosley Field:	345-269
At Riverfront / Cinergy Field:	106-94
At Great American Ball Park:	93-73
At Exposition Park:	36-60
At Forbes Field:	273-375
At Three Rivers Stadium:	101-82
At PNC Park:	87-90
In 2021:	13-6
At Great American Ball Park:	9-1
At PNC Park:	4-5

* 1,168 - 1,186 since 1890



MANAGER

Derek Shelton
3rd season at Pit (80-142)
3rd in MLB (80-142)

2022 SCHEDULE

Fri, 5/6 at Cin	6:40
Sat, 5/7 at Cin (DH)	12:35
Sat, 5/7 at Cin (DH)	6:40
Sun, 5/8 at Cin	1:10
Thu, 5/12 at Pit	6:35
Fri, 5/13 at Pit	6:35
Sat, 5/14 at Pit	6:35
Sun, 5/15 at Pit	1:05
Sat, 7/7 at Cin	6:40
Fri, 8/19 at Pit	7:05
Sat, 8/20 at Pit	7:05
Sun, 8/21 at Pit	1:05
Mon, 9/12 at Cin	6:40
Tue, 9/13 at Cin (DH)	12:35
Tue, 9/13 at Cin (DH)	6:40
Wed, 9/14 at Cin	12:35
Mon, 9/26 at Pit	6:35
Tue, 9/27 at Pit	6:35
Wed, 9/28 at Pit	12:35

All times eastern

2021 RESULTS

4/5 at Cin	W, 5-3	Doolittle / Howard / Garrett
4/6 at Cin	W, 14-1	Miley / Cahill
4/7 at Cin	W, 11-4	Castillo / Kuhl
5/10 at Pit	W, 14-1	Mahle / MKeller
5/11 at Pit	L, 2-7	Brubaker / Hoffman
5/12 at Pit	W, 5-1 (10)	Sims / Underwood Jr.
8/5 at Cin	W, 7-4	Gray / Crowe / Givens
8/6 at Cin	W, 10-0	Miley / Brubaker
8/7 at Cin	W, 11-3	Gutierrez / MKeller
8/8 at Cin	W, 3-2	Mahle / BryWilson / Givens
9/14 at Pit	L, 5-6	Peters / Miley / Stratton
9/15 at Pit	L, 4-5	Stratton / Givens
9/16 at Pit	W, 1-0	Mahle / Ponce / Givens
9/20 at Cin	W, 9-5	Cessa / Ponce
9/21 at Cin	L, 2-6	Keller / Mahle
9/22 at Cin	Postponed, rescheduled for 9/27	
9/27 at Cin	W, 13-1	Sanmartin / Overton
10/1 at Pit	L, 2-9	Stratton / Garrett
10/2 at Pit	L, 6-8	Mears / Santillan / Stratton
10/3 at Pit	W, 6-3	Sanmartin / Ponce

REDS VS PIRATES SINCE 1900

1900	12-8	1921	8-14	1942	12-9	1963	11-7	1984	7-5	2005	9-7
1901	7-13	1922	11-11	1943	9-13	1964	8-10	1985	9-3	2006	9-7
1902	5-15	1923	8-14	1944	12-10	1965	8-10	1986	10-2	2007	9-7
1903	4-16	1924	12-10	1945	10-12	1966	8-10	1987	4-8	2008	6-9
1904	11-11	1925	8-13	1946	13-9	1967	10-8	1988	7-5	2009	13-5
1905	9-13	1926	13-9	1947	13-9	1968	10-8	1989	7-5	2010	10-6
1906	8-14	1927	8-14	1948	9-13	1969	5-7	1990	6-6	2011	5-10
1907	10-12	1928	12-10	1949	9-13	1970	8-4	1991	2-10	2012	11-7
1908	8-14	1929	9-13	1950	12-10	1971	5-7	1992	6-6	2013	8-11
1909	7-15	1930	8-14	1951	12-10	1972	8-4	1993	8-4	2014	12-7
1910	10-12	1931	6-16	1952	16-6	1973	7-5	1994	9-3	2015	11-8
1911	10-12	1932	8-14	1953	15-7	1974	8-4	1995	8-5	2016	9-10
1912	11-11	1933	7-15	1954	15-7	1975	6-6	1996	5-8	2017	13-6
1913	8-13	1934	7-15	1955	14-8	1976	8-4	1997	8-4	2018	5-14
1914	8-14	1935	8-13	1956	17-5	1977	3-9	1998	5-7	2019	7-12
1915	12-10	1936	8-14	1957	14-8	1978	4-7	1999	7-6	2020	7-3
1916	13-9	1937	1-21	1958	10-12	1979	8-4	2000	7-6	2021	13-6
1917	12-10	1938	10-12	1959	9-13	1980	6-6	2001	9-8		
1918	4-12	1939	16-6	1960	6-16	1981	4-2	2002	11-7		
1919	14-6	1940	16-6	1961	11-11	1982	4-8	2003	5-11		
1920	12-10	1941	12-10	1962	13-5	1983	6-6	2004	9-10		



2021: 90-72
2ND, NL CENTRAL
 Lost to LAD in NLWC, 3-1

Sweep Information

Last Sweep by Reds

	at Cin	at StL
2-Game:	5/1-2/06	6/26-27/01
3-Game:	7/13-15/12	6/5-7/06
4-Game:	6/5-8/17	6/3-6/21
DH:	9/22/96	7/20/70

Last Sweep by Cardinals

	at Cin	at StL
2-Game:	7/5-6/82	6/28-29/05
3-Game:	9/19-21/17	4/23-25/21
4-Game:	4/12-15/18	8/13-16/01
DH:	6/28/59	9/7/64

Series Highs

Runs Scored by Cin (Game)

19 (7/1/1956, 19-15 at StL)

Runs Scored by StL (Game)

18 (6/10/1944, 18-0 at Cin)

Longest Game

18 Inn. (7/1/1934/g1 at Cin)

Win Streak by Cin (Single Season)

8g (2x, Last: 5/4-7/26, 1970)

Win Streak by StL (Single Season)

13g (7/4-9/7, 1930)

REGULAR SEASON RECORD VS CARDINALS *

Record Since 1900:	1,026-1,180
At League Park II / Palace of the Fans /	
Crosley Field:	384-360
At Riverfront / Cinergy Field:	107-86
At Great American Ball Park:	79-80
At Estadio de Béisbol Monterrey:	1-1
At Robison Field / Sportsman Park /	
Busch Stadium:	286-428
At Busch Stadium II:	119-139
At Busch Stadium III:	50-86
In 2021:	10-9
At Great American Ball Park:	5-4
At Busch Stadium III:	5-5

* 1,101 - 1,206 since 1892



MANAGER

Oliver Marmol
 1st season at StL (0-0)
 1st in MLB (0-0)

2022 SCHEDULE

Fri, 4/22 at Cin.....	6:40
Sat, 4/23 at Cin.....	4:10
Sun, 4/24 at Cin.....	1:10
Fri, 6/10 at StL.....	8:15
Sat, 6/11 at StL.....	2:15
Sun, 6/12 at StL.....	2:15
Fri, 7/15 at StL.....	8:15
Sat, 7/16 at StL.....	2:15
Sun, 7/17 at StL.....	2:15
Fri, 7/22 at Cin.....	6:40
Sat, 7/23 at Cin.....	6:40
Sun, 7/24 at Cin.....	1:10
Mon, 8/29 at Cin.....	6:40
Tue, 8/30 at Cin.....	6:40
Wed, 8/31 at Cin.....	6:40
Thu, 9/15 at StL.....	7:45
Fri, 9/16 at StL.....	8:15
Sat, 9/17 at StL.....	7:15
Sun, 9/18 at StL.....	2:15

All times eastern

2021 RESULTS

4/1 at Cin	L, 6-11	Gallegos / Castillo
4/3 at Cin	W, 9-6	Mahle / Wainwright
4/4 at Cin	W, 12-1	Hoffman / Martinez
4/23 at StL ...	L, 4-5	Kim / Gray / Reyes
4/24 at StL ...	L, 0-2	Gant / Miley / Gallegos
4/25 at StL ...	L, 2-5	Flaherty / Castillo / Reyes
6/3 at StL	W, 4-2	Gutierrez / Wainwright / Sims
6/4 at StL	W, 6-4	Castillo / Kim / Feliz
6/5 at StL	W, 5-2	Mahle / Oviedo / Sims
6/6 at StL	W, 8-7	Hembree / AlReyes / Sims
7/23 at Cin ...	W, 6-5	Brach / Gallegos / Hembree
7/24 at Cin ...	W, 5-3	Castillo / Woodford / Hembree
7/25 at Cin ...	L, 6-10	Helsley / Gray
8/30 at Cin ...	L, 1-3	Lester / Castillo / Gallegos
8/31 at Cin		Postponed by rain, played 9/1
9/1 at Cin	L, 4-5 (7)	Cabrera / Miley / Gallegos
9/1 at Cin	W, 12-2	Gray / Happ
9/10 at StL ...	W, 4-2	Lorenzen / McFarland / Givens
9/11 at StL ...	L, 4-6	AlReyes / Sims / Gallegos
9/12 at StL ...	L, 0-2	Happ / Gray / Gallegos

REDS VS CARDINALS SINCE 1900

1900 12-8	1921 12-10	1942 7-15	1963 11-7	1984 4-8	2005 5-11
1901 9-11	1922 8-14	1943 10-12	1964 10-8	1985 5-7	2006 9-6
1902 13-7	1923 10-12	1944 8-14	1965 10-8	1986 7-5	2007 6-9
1903 12-7	1924 13-9	1945 9-13	1966 11-7	1987 4-8	2008 5-10
1904 14-8	1925 12-10	1946 8-14	1967 5-13	1988 6-6	2009 8-8
1905 10-12	1926 14-8	1947 8-14	1968 7-11	1989 8-4	2010 6-12
1906 12-9	1927 8-14	1948 10-12	1969 8-4	1990 9-3	2011 9-6
1907 14-8	1928 12-10	1949 5-17	1970 9-3	1991 4-8	2012 7-8
1908 11-11	1929 3-19	1950 7-15	1971 8-4	1992 7-5	2013 8-11
1909 12-10	1930 3-19	1951 8-14	1972 10-2	1993 5-7	2014 7-12
1910 12-10	1931 2-20	1952 10-12	1973 6-6	1994 2-2	2015 7-12
1911 6-16	1932 6-16	1953 7-15	1974 6-6	1995 8-5	2016 9-10
1912 13-9	1933 7-15	1954 8-14	1975 8-4	1996 5-8	2017 9-10
1913 10-12	1934 6-16	1955 11-11	1976 6-6	1997 6-6	2018 7-12
1914 10-12	1935 8-14	1956 13-9	1977 5-7	1998 8-3	2019 7-12
1915 14-8	1936 10-12	1957 9-13	1978 8-4	1999 8-4	2020 4-6
1916 8-14	1937 7-15	1958 12-10	1979 8-4	2000 7-6	2021 10-9
1917 9-13	1938 13-9	1959 11-11	1980 5-7	2001 7-10	
1918 13-8	1939 11-11	1960 8-14	1981 0-5	2002 8-11	
1919 14-6	1940 12-10	1961 14-8	1982 5-7	2003 9-7	
1920 13-9	1941 10-12	1962 8-10	1983 6-6	2004 5-14	



2021: 79-83
3RD, NL WEST

Sweep Information

Last Sweep by Reds

	at Cin	at SD
2-Game:	4/17-18/90	9/30-10/1/87
3-Game:	8/9-11/02	7/29-31/05
4-Game:	5/10-13/93	#9/21-23/90
DH:	8/4/80	9/22/90

Last Sweep by Padres

	at Cin	at SD
2-Game:	7/24-25/95	10/2-3/85
3-Game:	5/4-6/01	6/12-14/17
4-Game:	None	6/17-20/21
DH:	6/7/85	7/25/90

Includes doubleheader

Series Highs

Runs Scored by Cin (Game)

15 (2x, Last: 8/4/2002, 15-10 at SD)

Runs Scored by SD (Game)

15 (4x, Last: 8/14/1987, 15-8 at SD)

Longest Game

18 Inn. (5/25/2008 at SD)

Win Streak by Cin (Single Season)

10g (6/8-9/25, 1980)

Win Streak by SD (Single Season)

9g (4/7-7/19, 1998)

REGULAR SEASON RECORD VS PADRES

All-Time Since 1969:	343-296
At Crosley Field:	7-4
At Riverfront / Cinergy Field:	147-100
At Great American Ball Park:	28-31
At San Diego/Jack Murphy/Qualcomm Stadium:	139-128
At Petco Park:	22-33
In 2021:	1-6
At Great American Ball Park:	1-2
At Petco Park:	0-4



MANAGER

Bob Melvin
 1st season at SD (0-0)
 19th in MLB (1,346-1,272)

2022 SCHEDULE

Mon, 4/18 at SD	9:40
Tue, 4/19 at SD	9:40
Wed, 4/20 at SD	4:10
Tue, 4/26 at Cin	6:40
Wed, 4/27 at Cin	6:40
Thu, 4/28 at Cin	12:35

All times eastern

2021 RESULTS

6/17 at SD ... L, 4-6	Johnson / Garrett
6/18 at SD ... L, 2-8	Paddock / Santillan
6/19 at SD ... L, 5-7	.. Crismatt / Hembree / Melancon
6/20 at SD ... L, 2-3	Lamet / Castillo / Melancon
6/29 at Cin .. L, 4-5	Pagán / Santillan / Melancon
6/30 at Cin .. L, 5-7 (5.1)	Musgrove/Gutierrez/Hill
7/1 at Cin W, 5-4 Warren / Melancon

2019 RESULTS

4/18 at SD ... W, 4-1 Roark / Paddock / Iglesias
4/19 at SD W, 3-2 (11)	.. Hughes/Stammen/Lorenzen
4/20 at SD ... W, 4-2 Castillo / Lauer / Iglesias
4/21 at SD ... L, 3-4 Lucchesi / Mahle / Yates
8/19 at Cin ... L, 2-3 Perdomo / Bauer / Yates
8/20 at Cin .. W, 3-2 Gray / Quantrill / Iglesias
8/21 at Cin .. W, 4-2 Castillo / Yardley / Iglesias

REDS VS PADRES SINCE 1969

1969 11-7	1978 9-9	1987 12-6	1996 9-3	2005 4-2	2014 1-5
1970 8-10	1979 10-7	1988 10-8	1997 5-6	2006 2-4	2015 2-4
1971 10-8	1980 15-3	1989 9-9	1998 1-11	2007 2-4	2016 3-4
1972 8-10	1981 10-2	1990 9-9	1999 6-3	2008 4-3	2017 3-4
1973 13-5	1982 6-12	1991 8-10	2000 4-5	2009 1-6	2018 3-4
1974 12-6	1983 9-9	1992 11-7	2001 2-4	2010 2-4	2019 5-2
1975 11-7	1984 7-11	1993 9-4	2002 5-1	2011 4-2	2020 ... COVID
1976 13-5	1985 9-9	1994 8-2	2003 3-3	2012 6-2	2021 1-6
1977 11-7	1986 9-9	1995 3-6	2004 2-4	2013 3-3	



2021: 107-55

1ST, NL WEST

Lost to LAD in NLDS, 3-2

Sweep Information

Last Sweep by Reds

	at Cin	at SF
2-Game:	9/21-22/88	8/1-2/74
3-Game:	8/17-19/18	4/24-26/01
4-Game:	4/18-21/85	*6/26-29/14
DH:	4/29/84	4/15/73

Last Sweep by Giants

	at Cin	at SF
2-Game:	5/13-14/97	9/18-19/91
3-Game:	4/5-7/99	5/3-5/02
4-Game:	5/17-20/21	7/26-29/90
DH:	7/12/80	8/9/87

* First 4-game sweep by opponent at AT&T

Series Highs

Runs Scored by Cin (Game)

17 (3x, Last: 8/3/1994, 17-4 at Cin)

Runs Scored by SF (Game)

25 (6/9/1901, 25-13 at Cin)

Longest Game

21 Inn. (9/1/1967 at Cin)

Win Streak by Cin (Single Season)

9g (2x, Last: 7/30-9/12, 1975)

Win Streak by SF (Single Season)

15g (2x, Last: 5/20-8/3, 1912)

REGULAR SEASON RECORD VS GIANTS *

Record Since 1900:	954-1,154
At League Park II / Palace of the Fans /	
Crosley Field:	355-397
At Riverfront / Cinergy Field:	139-103
At Great American Ball Park:	32-27
At Polo Grounds IV / Hilltop Park /	
Polo Grounds V:	231-396
At Seals Stadium:	9-13
At Candlestick / 3-Com Park:	152-180
At Pacific Bell / SBC / AT&T / Oracle:	36-38
In 2021:	1-6
At Great American Ball Park:	0-4
At Oracle Park:	1-2

* 1,024 - 1,224 since 1890



MANAGER

Gabe Kapler
3rd season at SF (136-86)
5th in MLB (297-249)

2022 SCHEDULE

Fri, 5/27 at Cin	6:40
Sat, 5/28 at Cin	4:10
Sun, 5/29 at Cin	1:10
Fri, 6/24 at SF	10:15
Sat, 6/25 at SF	7:15
Sun, 6/26 at SF	4:05

All times eastern

2021 RESULTS

4/12 at SF ... W, 3-0	Miley / Sanchez / Sims
4/13 at SF ... L, 6-7	Peralta / Pérez / McGee
4/14 at SF ... L, 0-3	Cueto / Mahle / McGee
5/17 at Cin .. L, 3-6	Webb / Gray / Rogers
5/18 at Cin .. L, 2-4	DeSclafani / Castillo / McGee
5/19 at Cin .. L, 0-4	Gausman / Miley
5/20 at Cin .. L, 4-19	Cueto / Mahle

2019 RESULTS

5/3 at Cin	L, 11-12 (11) ... Moronta / Hughes / Smith
5/4 at Cin ... W, 9-2	Roark / Rodríguez
5/5 at Cin ... L, 5-6	Watson / Iglesias / Smith
5/6 at Cin ... W, 12-4	DeSclafani / Pomeranz
5/10 at SF ... W, 7-0	Castillo / Rodríguez
5/11 at SF ... W, 5-4	Garrett / Moronta / Iglesias
5/12 at SF ... L, 5-6	Watson / Hernandez / Smith

REDS VS GIANTS SINCE 1900

1900 7-13	1921 8-14	1942 9-13	1963 8-10	1984 12-6	2005 3-5
1901 8-12	1922 10-12	1943 16-6	1964 7-11	1985 12-6	2006 2-5
1902 14-6	1923 12-10	1944 15-7	1965 6-12	1986 9-9	2007 4-3
1903 12-8	1924 9-13	1945 6-16	1966 7-10	1987 7-11	2008 5-1
1904 10-12	1925 9-13	1946 14-8	1967 8-10	1988 11-7	2009 3-3
1905 5-16	1926 7-15	1947 13-9	1968 8-10	1989 8-10	2010 3-4
1906 5-16	1927 7-15	1948 10-12	1969 10-8	1990 7-11	2011 5-2
1907 9-13	1928 8-14	1949 7-15	1970 9-9	1991 10-8	2012 4-3
1908 8-14	1929 10-12	1950 11-11	1971 9-9	1992 10-8	2013 6-1
1909 9-13	1930 7-15	1951 5-17	1972 10-5	1993 2-11	2014 5-2
1910 8-14	1931 7-15	1952 6-16	1973 10-8	1994 7-2	2015 2-5
1911 8-14	1932 7-15	1953 9-13	1974 11-7	1995 3-3	2016 3-3
1912 6-16	1933 4-17	1954 7-15	1975 13-5	1996 9-4	2017 4-3
1913 5-17	1934 6-16	1955 9-13	1976 9-9	1997 4-7	2018 4-2
1914 9-13	1935 8-14	1956 14-8	1977 10-8	1998 2-7	2019 4-3
1915 9-13	1936 9-13	1957 12-10	1978 12-6	1999 4-5	2020 ... COVID
1916 5-16	1937 8-14	1958 11-11	1979 6-12	2000 3-6	2021 1-6
1917 11-11	1938 12-9	1959 8-14	1980 7-11	2001 4-2	
1918 12-7	1939 11-11	1960 11-11	1981 9-5	2002 2-4	
1919 12-8	1940 15-7	1961 12-10	1982 6-12	2003 3-3	
1920 6-16	1941 15-7	1962 7-11	1983 10-8	2004 3-3	



2021: 65-97
5TH, NL EAST

Sweep Information

Last Sweep by Reds

	at Cin	at Wsh
2-Game:	8/28-29/91	7/6-7/15
3-Game:	5/29-31/15	4/24-26/06
4-Game:	7/3-6/08	None
DH:	6/12/77	6/28/71

Last Sweep by Nationals

	at Cin	at Wsh
2-Game:	4/29-30/86	4/24-25/96
3-Game:	3/30-4/1/18	8/12-14/19
4-Game:	7/14-17/17	7/20-23/89
DH:	None	*4/19/03

* Day-night doubleheader

Series Highs

Runs Scored by Cin (Game)

19 (5/1/1989, 19-6 at Mtl)

Runs Scored by Wsh (Game)

19 (5/7/1978 g1, 19-5 at Cin)

Longest Game

Vs Expos, 16 Inn. (5/2/1976 at Cin)
Vs Nationals, 15 Inn. (5/19/14 at Wsh)

Win Streak by Cin (Single Season)

7g (5/6-8/24, 1998)

Win Streak by Wsh (Single Season)

6g (2x, Last: 5/22-8/2, 2007)

REGULAR SEASON RECORD VS NATIONALS *

All-Time Since 1969:	259-234
Vs Expos:	209-178
Vs Nationals:	50-56
At Crosley Field:	10-0
At Riverfront / Cinergy Field:	97-81
At Great American Ball Park:	32-28
At Jarry Park:	28-20
At Olympic Stadium:	70-72
At Hiram Bithorn Stadium:	1-2
At RFK Stadium:	5-4
At Nationals Park:	16-27
In 2021:	5-2
At Great American Ball Park:	3-1
At Nationals Park:	2-1

* 1969-2004 (Montreal Expos), 2005-present (Nationals)



MANAGER

Dave Martinez
5th season at Wsh (266-380)
5th in MLB (266-380)

2022 SCHEDULE

Thu, 6/2 at Cin	6:40
Fri, 6/3 at Cin	6:40
Sat, 6/4 at Cin	4:10
Sun, 6/5 at Cin	1:10
Fri, 8/26 at Wsh	7:05
Sat, 8/27 at Wsh	7:05
Sun, 8/28 at Wsh	1:05

All times eastern

2021 RESULTS

5/25 at Wsh	W, 2-1	Mahle / Scherzer / Sims
5/26 at Wsh	Suspended in 4th, completed 5/27	
5/27 at Wsh	L, 3-5	Voth / Hoffman / Hand
5/27 at Wsh	W, 3-0	Gray / Strasburg / Sims
9/23 at Cin	L, 2-3	Corbin / Castillo / Finnegan
9/24 at Cin	W, 8-7 (11)	Warren / Thompson
9/25 at Cin	W, 7-6	Givens / Murphy
9/26 at Cin	W, 9-2	Mahle / Rogers

2019 RESULTS

5/31 at Cin	W, 9-3	Mahle / Corbin
6/1 at Cin	L, 2-5	Rainey / Roark / Doolittle
6/2 at Cin	L, 1-4	Scherzer / Gray / Doolittle
8/12 at Wsh	L, 6-7	Fedde / DeSclafani / Doolittle
8/13 at Wsh	L, 1-3	Ross / Wood / Hudson
8/14 at Wsh	L, 7-17	Strasburg / Bauer / Guerra

REDS VS NATIONALS SINCE 1969

1969 8-4	1978 8-4	1987 6-6	1996 3-9	2005 5-1	2014 3-3
1970 7-5	1979 6-6	1988 5-7	1997 6-5	2006 5-1	2015 5-1
1971 7-5	1980 3-9	1989 4-8	1998 8-1	2007 1-6	2016 3-4
1972 8-4	1981 5-4	1990 9-3	1999 4-3	2008 4-3	2017 1-6
1973 8-4	1982 4-8	1991 6-6	2000 6-3	2009 3-4	2018 1-6
1974 6-6	1983 4-8	1992 5-7	2001 4-2	2010 4-3	2019 1-5
1975 8-4	1984 7-5	1993 4-8	2002 1-5	2011 4-2	2020 ... COVID
1976 9-3	1985 8-4	1994 4-2	2003 2-4	2012 2-5	2021 5-2
1977 7-5	1986 7-5	1995 8-4	2004 4-2	2013 3-4	

REDS vs AMERICAN LEAGUE OPPONENTS, ALL-TIME RESULTS

		REDS VS AMERICAN LEAGUE															
Totals		Bal	Bos	LAA	Chi	Cle	Det	Hou	KC	Mil	Min	NYN	Oak	Sea	TB	Tex	Tor
1997	9-6				1-2	2-1			2-1	3-0	1-2						
1998	7-6				1-1	1-2	3-0		0-2		2-1						
1999	7-8					2-4	1-2		3-0		1-2						
2000	7-8				0-3	3-3	1-2				3-0						
2001	4-11				0-3	3-3	1-2				0-3						
2002	2-10			1-2									0-3	0-3		1-2	
2003	7-5					1-2						2-1			3-0		1-2
2004	5-7					2-4							0-3			3-0	
2005	7-8	2-1	0-3			2-4									3-0		
2006	6-9				0-3	3-3	1-2		2-1								
2007	7-11			1-2		3-3							1-2	1-2		1-2	
2008	9-6		1-2			5-1						2-1					1-2
2009	6-9				1-2	4-2			0-3								1-2
2010	8-7					4-2			1-2				3-0	0-3			
2011	6-12	1-2				1-5						1-2			2-1		1-2
2012	7-8					3-3	1-2					1-2	2-1				
2013	11-9			2-1		2-2		3-0					2-2	1-2		1-2	
2014	6-14	0-3	0-4			3-1						0-3			1-2		2-1
2015	7-13				1-2	1-5	3-1		0-4		2-1						
2016	5-15			0-3		0-4		1-2					2-1	0-3		2-2	
2017	5-15	1-2	0-3			2-2						1-3			1-2		0-3
2018	10-10				2-1	2-4	2-2		2-2		2-1						
2019	9-11			2-2		1-3		3-0					1-2	1-2		1-2	
2020	10-10				2-1	1-3	3-3		2-2		2-1						
2021	9-11				1-3	3-3	1-2		2-1		2-2						
Totals	176-239	4-8	1-12	6-10	9-21	54-69	17-18	7-2	14-18	3-0	16-15	8-11	9-13	3-15	10-5	9-10	6-12



2021: 80-82
2ND, AL CENTRAL

REDS VS INDIANS / GUARDIANS

1997 2-1	2010 4-2
1998 1-2	2011 1-5
1999 2-4	2012 3-3
2000 3-3	2013 2-2
2001 3-3	2014 3-1
2003 1-2	2015 1-5
2004 2-4	2016 0-4
2005 2-4	2017 2-2
2006 3-3	2018 2-4
2007 3-3	2019 1-3
2008 5-1	2020 1-3
2009 4-2	2021 3-3

2022 SCHEDULE

Tue, 4/12 at Cin 6:40
Wed, 4/13 at Cin 12:35
Tue, 5/17 at Cle 6:10
Wed, 5/18 at Cle 6:10

All times eastern

REGULAR SEASON RECORD VS INDIANS / GUARDIANS

All-Time Since 1997:	54-69
At Riverfront / Cinergy Field:	4-8
At Great American Ball Park:	26-22
At Progressive Field:	24-39
In 2021:	3-3
At Great American Ball Park:	2-1
At Progressive Field:	1-2

2021 RESULTS

4/16 at Cin ... W, 10-3	Hoffman / Allen
4/17 at Cin ... W, 3-2 (10)	Doolittle / Pérez
4/18 at Cin ... L, 3-6	Bieber / Miley / Clase
5/7 at Cle W, 3-0	MILEY NO-HITTER / Clase
5/8 at Cle L, 2-9	Civale / Castillo
5/9 at Cle	Postponed by rain
8/9 at Cle L, 3-9	Garza / Castillo



MANAGER

Terry Francona
10th season at Cle (753-601)
22nd in MLB (1,782-1,516)

Sweep Information

Last Sweep by Reds		
	at Cin	at Cle
2-Game:	8/6-7/14	None
3-Game:	6/12-14/12	None

Last Sweep by Indians

	at Cin	at Cle
2-Game:	7/6-7/19	8/5-6/20
3-Game:	8/13-15/18	5/22-24/15

Series Highs

Runs Scored by Cin (Game)
14 (7/8/2000, 14-5 at Cin)
Runs Scored by Cle (Game)
19 (7/11/18, 19-4 at Cle)
Longest Game
13 Inn. (2x, Last: 7/14/2001 at Cin)
Win Streak by Cin
4g (3x, Last: 7/3/2011 - 6/14/2012)
Win Streak by Cle
6g (7/18/2015 - 5/19/2016)



2021: 52-110
5TH, AL EAST

REDS VS ORIOLES

2005 at Cin	2-1
2011 at Bal	1-2
2014 at Bal	0-3
2017 at Cin	1-2

2022 SCHEDULE

Fri, 7/29 at Cin	6:40
Sat, 7/30 at Cin	6:40
Sun, 7/31 at Cin	1:10

All times eastern

REGULAR SEASON RECORD VS ORIOLES

All-Time Since 2005:	4-8
At Great American Ball Park:	3-3
At Oriole Park at Camden Yards, 2011:	1-5

2017 RESULTS

4/18 at Cin	W, 9-3	Arroyo / Gausman
4/19 at Cin	L, 0-2	Jiménez / Garrett / Brach
4/20 at Cin	L, 1-2 (10)	O'Day / Wood / Brach

2014 RESULTS

9/2 at Bal	L, 4-5	Norris / Latos / Britton
9/3 at Bal	L, 0-6	GONZALEZ / Axelrod
9/4 at Bal	L, 7-9	Hunter / Parra / Britton



MANAGER

Brandon Hyde
 4th season at Bal (131-254)
 4th in MLB (131-254)

Sweep Information

Last Sweep by Reds

	<u>at Cin</u>	<u>at Bal</u>
2-Game:	None	None
3-Game:	None	None
4-Game:	None	None
DH:	None	None

Last Sweep by Orioles

	<u>at Cin</u>	<u>at Bal</u>
2-Game:	None	None
3-Game:	None	9/2-4/14
4-Game:	None	None
DH:	None	None

Series Highs

Runs Scored by Cin (Game)
 10 (3x, Last: 6/25/2011, 10-5 at Bal)

Runs Scored by Bal (Game)
 9 (9/4/2014, 7-9 at Bal)

Longest Game
 12 Inn. (6/24/2011 at Bal)

Win Streak by Cin
 2g (6/11-6/12, 2005)

Win Streak by Bal
 4g (6/26/2011 - 9/4/2014)



2021: 92-70
T2ND, AL EAST
 Beat NYY in ALWC, 6-2
 Beat TB in ALDS, 3-1
 Lost to Hou in ALCS, 4-2

REDS VS RED SOX

2005 at Bos	0-3
2008 at Cin	1-2
2014 at Bos, at Cin	0-4
2017 at Cin	0-3

2022 SCHEDULE

Tue, 5/31 at Bos	7:10
Wed, 6/1 at Bos	7:10
Tue, 9/20 at Cin	6:40
Wed, 9/21 at Cin	6:40

All times eastern

REGULAR SEASON RECORD VS RED SOX

All-Time Since 2005:	1-12
At Great American Ball Park:	1-7
At Fenway Park:	0-5

2017 RESULTS

9/22 at Cin	L, 4-5	Price / Romano / Kimbrel
9/23 at Cin	L, 0-5	Rodriguez / Stephenson
9/24 at Cin	L, 4-5	Scott / Iglesias / Kimbrel

2014 RESULTS

5/6 at Bos	L, 3-4 (12)	Breslow / Ondrusek
5/7 at Bos	L, 3-4	Breslow / Hoover / Uehara
8/12 at Cin	L, 2-3	Layne / Broxton / Uehara
8/13 at Cin	L, 4-5	Ranaudo / Leake / Mujica



MANAGER

Alex Cora
 4th season at Bos (284-202)
 4th in MLB (284-202)

Sweep Information

Last Sweep by Reds

	<u>at Cin</u>	<u>at Bos</u>
2-Game:	None	None
3-Game:	None	None
4-Game:	None	None
DH:	None	None

Last Sweep by Red Sox

	<u>at Cin</u>	<u>at Bos</u>
2-Game:	8/12-13/14	5/6-7/14
3-Game:	9/22-24/17	6/13-15/05
4-Game:	None	None
DH:	None	None

Series Highs

Runs Scored by Cin (Game)
 4 (5x, Last: 9/24/17, 4-5 at Cin)

Runs Scored by Bos (Game)
 10 (6/13/2005, 10-3 at Bos)

Longest Game
 12 Inn. (5/6/214 at Bos)

Win Streak by Cin
 None

Win Streak by Bos
 9g (6/14/08 - current)



2021: 93-69

1st, AL CENTRAL

Lost to WSox in ALDS, 3-1

REDS VS WHITE SOX

1997 at Cin	1-2
1998 at WSox	1-1
2000 at Cin	0-3
2001 at WSox	0-3
2006 at Cin	0-3
2009 at Cin	1-2
2015 at WSox	1-2
2018 at Cin	2-1
2020 at Cin	2-1
2021 at Cin	1-1
2021 at Chi	0-2

REGULAR SEASON RECORD VS WHITE SOX

All-Time Since 1997: 9-21
 At Cinergy Field: 1-5
 At Great American Ball Park: 6-8
 At Comiskey II / Guaranteed Rate Field: 2-8

2021 RESULTS

5/4 at Cin L, 0-9 Cease / Hoffman
 5/5 at Cin W, 1-0 (10) Sims / Hendriks
 9/28 at Chi L, 1-7 López / O'Brien
 9/29 at Chi L, 1-6 Rodón / Gray

2020 RESULTS

9/18 at Cin W, 7-1 Mahle / Stiever
 9/19 at Cin L, 0-5 Foster / Bauer
 9/20 at Cin W, 7-3 Sims / Cease



MANAGER

Tony La Russa
 10th season at Chi (615-570)
 36th in MLB (2,821-2,434)

Sweep Information

Last Sweep by Reds

	<u>at Cin</u>	<u>at Chi</u>
2-Game:	None	None
3-Game:	None	None
4-Game:	None	None
DH:	None	None

Last Sweep by White Sox

	<u>at Cin</u>	<u>at Chi</u>
2-Game:	None	9/28-29/21
3-Game:	6/16-18/06	6/12-14/01
4-Game:	None	None
DH:	None	None

Series Highs

Runs Scored by Cin (Game)

12 (6/6/2000, 12-17 at Cin)

Runs Scored by Chi (Game)

17 (6/6/2000, 17-12 at Cin)

Longest Game

12 Inn. (7/3/2018)

Win Streak by Cin (Single Season)

None

Win Streak by Chi (Single Season)

3g (3x, Last: 6/16-6/18, 2006)



2021: 77-85

3RD, AL CENTRAL

REDS VS TIGERS

1998 at Det	3-0
1999 at Cin	1-2
2000 at Det	1-2
2001 at Cin	1-2
2006 at Det	1-2
2012 at Cin	1-2
2015 at Det	1-1
2015 at Cin	2-0
2018 at Cin	2-0
2018 at Det	0-2
2020 at Det	1-2
2020 at Cin	2-1
2021 at Cin	1-2

REGULAR SEASON RECORD VS TIGERS

All-Time Since 1998: 17-18
 At Cinergy Field: 2-4
 At Great American Ball Park: 7-6
 At Tiger Stadium: 3-0
 At Comerica Park: 5-8

2021 RESULTS

9/3 at Cin L, 5-15 Holland / Gutierrez
 9/4 at Cin W, 7-4 Mahle / Boyd / Givens
 9/5 at Cin L, 1-4 Ureña / Castillo / Soto

2020 RESULTS AT COMERICA PARK

7/31 at Det ... L, 2-7 Turnbull / Castillo
 8/1 at Det Postponed, DH on 8/2
 8/2 at Det W, 4-3 Iglesias / Jiménez
 8/2 at Det W, 4-0 **BAUER CG** / Norris



MANAGER

A.J. Hinch
 2nd season at Det (77-85)
 9th in MLB (647-537)

Sweep Information

Last Sweep by Reds

	<u>at Cin</u>	<u>at Det</u>
2-Game:	6/19-20/18	None
3-Game:	None	6/26-28/98
4-Game:	None	None
DH:	None	8/2/20

Last Sweep by Tigers

	<u>at Cin</u>	<u>at Det</u>
2-Game:	None	7/31-8/1/18
3-Game:	None	None
4-Game:	None	None

Series Highs

Runs Scored by Cin (Game)

9 (2x, Last: 5/19/2006, 9-4 at Det)

Runs Scored by Det (Game)

15 (9/3/21, 15-5 at Cin)

Longest Game

13 Inn. (6/27/1998 at Det)

Win Streak by Cin (Single Season)

3g (6/26-6/28, 1998)

Win Streak by Det (Single Season)

2g (5x, Last: 7/31-8/1, 2018)


2021: 95-67
1ST, AL WEST

Beat Chi in ALDS, 3-1

Beat Bos in ALCS, 4-2

Lost to Atl in World Series, 4-2

REDS VS ASTROS

1962.....13-5	1980.....8-10	1998.....3-8
1963.....11-7	1981.....8-4	1999.....9-4
1964.....12-6	1982.....7-11	2000.....7-5
1965.....12-6	1983.....5-13	2001.....6-11
1966.....4-14	1984.....8-10	2002.....6-11
1967.....15-3	1985.....11-7	2003.....5-12
1968.....9-9	1986.....4-14	2004.....6-11
1969.....9-9	1987.....13-5	2005.....4-12
1970.....15-3	1988.....9-9	2006.....10-5
1971.....5-13	1989.....8-10	2007.....4-11
1972.....11-6	1990.....11-7	2008.....3-12
1973.....11-7	1991.....9-9	2009.....12-4
1974.....14-4	1992.....10-8	2010.....10-5
1975.....13-5	1993.....6-7	2011.....9-6
1976.....12-6	1994.....4-6	2012.....10-5
1977.....5-13	1995.....12-1	2013.....3-0
1978.....11-7	1996.....7-6	2016.....1-2
1979.....8-10	1997.....5-7	2019.....3-0


2021: 74-88
4TH, AL CENTRAL
REDS VS ROYALS

1997 at Cin	2-1
1998 at Cin	0-2
1999 at KC	3-0
2006 at Cin	2-1
2009 at KC	0-3
2010 at Cin	1-2
2015 at KC	0-2
2015 at Cin	0-2
2018 at KC	2-0
2018 at Cin	0-2
2020 at Cin	1-1
2020 at KC	1-1
2021 at KC	2-1

REGULAR SEASON RECORD VS ASTROS

All-Time Since 1962:	446-401-1
National League (1962-2012)	439-399-1
American League (2013-2019)	7-2
At Crosley Field:	48-26
At Riverfront / Cinergy Field:	152-117
At Great American Ball Park:	38-40-1
At Colt Stadium:	16-11
At Astrodome:	140-149
At Enron / Minute Maid Park:	52-58

2019 RESULTS

6/17 at Cin .. W, 3-2	Castillo / Miley / Lorenzen
6/18 at Cin W, 4-3 ...	DeSclafani/Verlander/Lorenzen
6/19 at Cin ... W, 3-2	Bowman / Osuna


MANAGER

 Dusty Baker
 3rd season at Hou (124-98)
 25th in MLB (1,987-1,734)

Sweep Information
Last Sweep by Reds

	at Cin	at Hou
2-Game:	9/22/92	9/14-15/81
3-Game:	6/17-19/19	9/16-18/13
4-Game:	5/21-24/04	6/24-27/99
DH:	4/14/96	None

Last Sweep by Astros

	at Cin	at Hou
2-Game:	4/23-24/08	9/7-8/98
3-Game:	9/25-27/07	8/30-9/1/05
4-Game:	8/7-10/08	7/7-10/03
DH:	7/14/68	7/2/66

Series Highs
Runs Scored by Cin (Game)

18 (8/3/1989, 18-2 at Cin)

Runs Scored by Hou (Game)

13 (8x, Last: 8/10/2008, 13-4 at Cin)

Longest Game

16 Inn. (4/8/1988 at Cin)

Win Streak by Cin (Single Season)

11g (5/22-9/4, 1995)

Win Streak by Hou (Single Season)

10g (4/9-7/20, 2003)

REGULAR SEASON RECORD VS ROYALS

All-Time Since 1997:	14-18
At Cinergy Field:	2-3
At Great American Ball Park:	4-8
At Kauffman Stadium:	8-7

2021 RESULTS

7/5 at KC	W, 6-2	Gutierrez / Minor
7/6 at KC	L, 6-7	Lovelady / Hembree
7/7 at KC	W, 5-2	Gray / Barlow / Hembree

2020 RESULTS

8/11 at Cin ... W, 6-5 (10)	Sims / Staumont
8/12 at Cin ... L, 4-5	Keller / Miley / Rosenthal
8/18 at KC	Postponed by positive COVID-19 test
8/19 at KC L, 0-4	Keller / Castillo / Rosenthal
8/19 at KC W, 5-0	BAUER CG / Harvey


MANAGER

 Mike Matheny
 3rd season at KC (100-122)
 10th in MLB (691-596)

Sweep Information
Last Sweep by Reds

	at Cin	at KC
2-Game:	None	6/12-13/18
3-Game:	None	6/5-6/99
DH:	None	6/5/99

Last Sweep by Royals

	at Cin	at KC
2-Game:	9/25-26/18	5/19-20/15
3-Game:	None	6/12-14/09
DH:	None	None

Series Highs
Runs Scored by Cin (Game)

14 (6/6/1999, 14-3 at KC)

Runs Scored by KC (Game)

9 (6/27/2006, 9-8 at Cin)

Longest Game

11 Inn. (6/11/2010 at Cin)

Win Streak by Cin (Single Season)

3g (6/5-6/6, 1999)

Win Streak by KC (Single Season)

4g (5/19-8/19, 2015)



2021: 77-85
4TH, AL WEST

REDS VS ANGELS

2002 at LA	1-2
2007 at Cin	1-2
2013 at Cin	2-1
2016 at LA	0-3
2019 at LA	0-2
2019 at Cin	2-0

REGULAR SEASON RECORD VS ANGELS

All-Time Since 2002:	6-10
At Great American Ball Park:	5-3
At Angel Stadium of Anaheim:	1-7

2019 RESULTS

6/25 at LA	L, 1-5	Heaney / Mahle
6/26 at LA	L, 1-5	Bedrosian / Iglesias
8/5 at Cin	W, 7-4	Castillo / Cole / Iglesias
8/6 at Cin	W, 8-4	DeSclafani / Suarez



MANAGER

Joe Maddon
 4th at LAA (122-129)
 19th in MLB (1,347-1,173)

Sweep Information

Last Sweep by Reds

	at Cin	at LAA
2-Game:	8/5-6/19	None
3-Game:	None	None
4-Game:	None	None

Last Sweep by Angels

	at Cin	at LAA
2-Game:	None	6/25-26/19
3-Game:	None	8/29-31/16
4-Game:	None	None

Series Highs

Runs Scored by Cin (Game)

8 (8/6/2019, 8-4 at Cin)

Runs Scored by LAA (Game)

9 (2x Last: 8/29/2016, 9-2 at LAA)

Longest Game

13 Inn. (4/1/2013 at Cin)

Win Streak by Cin (Single Season)

2g (2x, 4/3-4/4, 2013 & 8/5-6, 2019)

Win Streak by LAA (Single Season)

3g (8/29-31, 2016)



2021: 73-89
5TH, AL CENTRAL

REDS VS TWINS

1997 at Min	1-2
1998 at Cin	2-1
1999 at Min	1-2
2000 at Cin	3-0
2001 at Min	0-3
2012 at Cin	1-2
2015 at Cin	2-1
2018 at Min	2-1
2020 at Min	2-1
2021 at Min	1-1
2021 at Cin	1-1

REGULAR SEASON RECORD VS TWINS

All-Time Since 1997:	16-15
At Riverfront / Cinergy Field:	5-1
At Great American Ball Park:	4-4
At HHH Metrodome:	2-7
At Target Field:	5-3

2021 RESULTS

6/21 at Min	L, 5-7 (12)	Shoemaker / Hembree
6/22 at Min	W, 10-7	Antone / Robles / Garrett
8/3 at Cin	L, 5-7	Coulombe/Hembree/Colomé
8/4 at Cin	W, 6-5	Castillo / Barnes / Lorenzen



MANAGER

Rocco Baldelli
 4th season at Min (210-174)
 4th in MLB (210-174)

Sweep Information

Last Sweep by Reds

	at Cin	at Min
2-Game:	None	None
3-Game:	6/2-4/00	None
4-Game:	None	None

Last Sweep by Twins

	at Cin	at Min
2-Game:	None	None
3-Game:	None	7/6-8/01
4-Game:	None	None

Series Highs

Runs Scored by Cin (Game)

15 (4/27/2018, 15-9 at Min)

Runs Scored by Min (Game)

9 (4/27/2018, 15-9 at Min)

Longest Game

12 Inn. (6/21/21, 5-7 at Min)

Win Streak by Cin (Single Season)

3g (6/2-6/4, 2000)

Win Streak by Min (Single Season)

3g (7/6-7/8, 2001)


2021: 92-70
T2ND, AL EAST

Lost to Bos in ALWC, 6-2

REDS VS YANKEES

2003 at Cin	2-1
2008 at NY (old YS)...	2-1
2011 at Cin	1-2
2012 at NY	2-1
2014 at NY	0-3
2017 at Cin	1-1
2017 at NY	0-2

2022 SCHEDULE

Tue, 7/12 at NYY	7:05
Wed, 7/13 at NYY	7:05
Thu, 7/14 at NYY	7:05

All times eastern

REGULAR SEASON RECORD VS YANKEES

All-Time Since 2003:	8-11
At Great American Ball Park:	4-4
At Old Yankee Stadium:	2-1
At New Yankee Stadium:	2-6

2017 RESULTS

5/8 at Cin	L, 4-10	Tanaka / Davis
5/9 at Cin	W, 5-3	Adleman / Sabathia / Iglesias
7/25 at NY	L, 2-4	Montgomery/Castillo/Chapman
7/26 at NY	L, 5-9	Severino / Bailey


MANAGER

Aaron Boone
5th season at NYY (328-218)
5th in MLB (328-218)

Sweep Information
Last Sweep by Reds

	<u>at Cin</u>	<u>at NYY</u>
2-Game:	None	None
3-Game:	None	None
4-Game:	None	None
DH:	None	None

Last Sweep by Yankees

	<u>at Cin</u>	<u>at NYY</u>
2-Game:	None	7/25-26/17
3-Game:	None	7/18-20/14
4-Game:	None	None
DH:	None	None

Series Highs
Runs Scored by Cin (Game)

10 (6/22/2011/g2, 10-2 at Cin)

Runs Scored by NYY (Game)

10 (2x last 5/8/2017, 10-4 at Cin)

Longest Game

9 Inn. (many times)

Win Streak by Cin

2g (3x, Last: 5/19-5/20, 2012)

Win Streak by NYY

4g (7/18/2014 - 5/8/2017)


2021: 86-76
3RD, AL WEST
REDS VS ATHLETICS

2002 at Cin	0-3
2004 at Oak	0-3
2007 at Oak	1-2
2010 at Oak	3-0
2013 at Oak	0-2
2013 at Cin	2-0
2016 at Cin	2-1
2019 at Oak	1-2

REGULAR SEASON RECORD VS ATHLETICS

All-Time Since 2002:	9-13
At Riverfront/Cinergy Field:	0-3
At Great American Ball Park:	4-1
At Oakland Coliseum:	5-9

2019 RESULTS

5/7 at Oak	L, 0-2	FIERS NO-HITTER / Mahle
5/8 at Oak	L, 4-5 (13)	Hendriks / Stephenson
5/9 at Oak	W, 3-0	Roark / Bassitt / Iglesias

2016 RESULTS

6/10 at Cin ...	W, 2-1	Wood / Gray / Cingrani
6/11 at Cin ...	W, 2-1	Straily / Mengden / Ohlendorf
6/12 at Cin ...	L, 1-6	Rodriguez / Lamb


MANAGER

Mark Kotsay
1st season at Oak (0-0)
1st in MLB (0-0)

Sweep Information
Last Sweep by Reds

	<u>at Cin</u>	<u>at Oak</u>
2-Game:	8/6-7/13	None
3-Game:	None	6/21-23/10
DH:	None	None

Last Sweep by Athletics

	<u>at Cin</u>	<u>at Oak</u>
2-Game:	None	6/25-26/13
3-Game:	6/21-23/02	6/7-9/04
DH:	None	None

Series Highs
Runs Scored by Cin (Game)

8 (6/9/2004, 8-17 at Oak)

Runs Scored by Oak (Game)

17 (6/9/2004, 17-8 at Oak)

Longest Game

13 Inn. (5/8/2019, 4-5 at Oak)

Win Streak by Cin (Single Season)

3g (6/21-6/23, 2010)

Win Streak by Oak (Single Season)

3g (2x, Last: 6/7-6/9, 2004)



2021: 90-72
2ND, AL WEST

REDS VS MARINERS

2002 at Cin	0-3
2007 at Sea	1-2
2010 at Sea	0-3
2013 at Cin	1-2
2016 at Cin	0-3
2019 at Sea	1-2

REGULAR SEASON RECORD VS MARINERS

All-Time Since 2002: 3-15
At Riverfront / Cinergy Field: 0-3
At Great American Ball Park: 1-5
At Safeco Field / T-Mobile Park: 2-7

2019 RESULTS

9/10 at Sea L, 3-4 Altavilla / Garrett / Bass
9/11 at Sea L, 3-5 Gonzalez / Gray / Bass
9/12 at Sea W, 11-5 Romano / Altavilla

2016 RESULTS

5/20 at Cin L, 3-8 Iwakuma / Wood
5/21 at Cin L, 0-4 Hernandez / Lamb
5/22 at Cin L, 4-5 Miley / Simon / Cishek



MANAGER

Scott Servais
7th season at Sea (438-432)
7th in MLB (438-332)

Sweep Information

Last Sweep by Reds

	<u>at Cin</u>	<u>at Sea</u>
2-Game:	None	None
3-Game:	None	None
4-Game:	None	None

Last Sweep by Mariners

	<u>at Cin</u>	<u>at Sea</u>
2-Game:	None	None
3-Game:	5/20-22/16	6/18-20/10
4-Game:	None	None

Series Highs

Runs Scored by Cin (Game)

16 (6/22/2007, 16-1 at Sea)

Runs Scored by Sea (Game)

9 (6/23/2007, 9-1 at Sea)

Longest Game

9 Inn. (many times)

Win Streak by Cin (Single Season)

None

Win Streak by Sea (Single Season)

3g (3x, Last: 5/20-22, 2016)



2021: 100-62
1ST, AL EAST

Lost to Bos in ALDS, 3-1

REDS VS RAYS

2003 at TB	3-0
2005 at Cin	3-0
2011 at TB	2-1
2014 at Cin	1-2
2017 at TB	1-2

2022 SCHEDULE

Fri, 7/8 at Cin.....	6:40
Sat, 7/9 at Cin.....	4:10
Sun, 7/10 at Cin.....	1:10

All times eastern

REGULAR SEASON RECORD VS RAYS

All-Time Since 2003: 10-5
At Great American Ball Park: 4-2
At Tropicana Field: 6-3

2017 RESULTS

6/19 at TB W, 7-3 Lorenzen / Alvarado
6/20 at TB L, 5-6 Cobb / Garrett / Colome
6/21 at TB L, 3-8 Ramirez / Adleman / Whitley

2014 RESULTS

4/11 at Cin L, 1-2 Price / Cueto / Balfour
4/12 at Cin L, 0-1 Cobb / Simon / Balfour
4/13 at Cin W, 12-4 Cingrani / Ramos



MANAGER

Kevin Cash
8th season at TB (554-478)
8th in MLB (554-478)

Sweep Information

Last Sweep by Reds

	<u>at Cin</u>	<u>at TB</u>
2-Game:	None	None
3-Game:	6/7-9/05	6/10-12/03
DH:	None	None

Last Sweep by Rays

	<u>at Cin</u>	<u>at TB</u>
2-Game:	None	None
3-Game:	None	None
DH:	None	None

Series Highs

Runs Scored by Cin (Game)

14 (6/9/2005, 14-5 at Cin)

Runs Scored by TB (Game)

9 (6/8/2005, 9-11 at Cin)

Longest Game

9 Inn. (many times)

Win Streak by Cin

7g (6/10/2003 - 6/27/2011)

Win Streak by TB

2g (2x, Last: 6/20-6/21, 2017)



2021: 60-102
5TH, AL WEST

REDS VS RANGERS

2002 at Tex	1-2
2004 at Cin	3-0
2007 at Cin	1-2
2013 at Tex	1-2
2016 at Tex	1-1
2016 at Cin	1-1
2019 at Cin	1-2

REGULAR SEASON RECORD VS RANGERS

All-Time Since 2002: 9-10
 At Great American Ball Park: 6-5
 At Rangers Ballpark / Globe Life Park: 3-5
 At Globe Life Field: 0-0

2019 RESULTS

6/14 at Cin L, 1-7 Martin / Mahle / Smyly
 6/15 at Cin L, 3-4 Minor / Roark / Kelley
 6/16 at Cin W, 11-3 Gray / Jurado

2016 RESULTS

6/21 at Tex W, 8-2 DeSclafani / Lewis
 6/22 at Tex L, 4-6 Hamels / Straily / Dyson
 8/23 at Cin W, 3-0 Straily / Holland / Cingrani
 8/24 at Cin L, 5-6 Diekman / Wood / Dyson



MANAGER

Chris Woodward
 4th season at Tex (160-224)
 4th in MLB (160-224)

Sweep Information

Last Sweep by Reds

	at Cin	at Tex
2-Game:	None	None
3-Game:	6/15-17/04	None
DH:	None	None

Last Sweep by Rangers

	at Cin	at Tex
2-Game:	None	None
3-Game:	None	None
DH:	None	None

Series Highs

Runs Scored by Cin (Game)

11 (6/3/2019, 11-3 at Cin)

Runs Scored by Tex (Game)

11 (6/17/2007, 11-4 at Cin)

Longest Game

11 Inn. (2x, Last: 6/29/2013 at Tex)
Win Streak by Cin (Single Season)
 3g (6/15-6/17, 2004)
Win Streak by Tex (Single Season)
 2g (6/14-15, /2019)



2021: 91-71
4TH, AL EAST

REDS VS BLUE JAYS

2003 at Cin	1-2
2008 at Tor	1-2
2009 at Tor	1-2
2011 at Cin	1-2
2014 at Cin	2-1
2017 at Tor	0-3

2022 SCHEDULE

Fri, 5/20 at Tor	7:07
Sat, 5/21 at Tor	3:07
Sun, 5/22 at Tor	1:07

All times eastern

REGULAR SEASON RECORD VS BLUE JAYS *

All-Time: 6-12
 At Great American Ball Park: 4-5
 At Rogers Centre: 2-7
 * Regular season since 2003

2017 RESULTS

5/29 at Tor L, 2-17 Stroman / Bonilla
 5/30 at Tor L, 4-6 Smith / Wood / Osuna
 5/31 at Tor L, 4-5 Grilli / Peralta / Osuna

2014 RESULTS

6/20 at Cin L, 9-14 McGowan / Chapman
 6/21 at Cin W, 11-1 Leake / Happ
 6/22 at Cin W, 4-3 Cueto / Dickey / Chapman



MANAGER

Charlie Montoyo
 4th season at Tor (190-194)
 4th in MLB (190-194)

Sweep Information

Last Sweep by Reds

	at Cin	at Tor
2-Game:	None	None
3-Game:	None	None
DH:	None	None

Last Sweep by Blue Jays

	at Cin	at Tor
2-Game:	None	None
3-Game:	None	5/29-31/17
DH:	None	None

Series Highs

Runs Scored by Cin (Game)

11 (6/21, 2014, 11-1 at Cin)

Runs Scored by Tor (Game)

17 (5/29, 2017, 2-17 at Tor)

Longest Game

10 Inn. (6/25/2008 at Tor)
Win Streak by Cin
 2g (6/21-6/22, 2014)
Win Streak by Tor
 3g (2x, Last: 5/29-5/31, 2017)

MAJOR LEAGUE BALLPARKS



Baltimore Orioles - Oriole Park at Camden Yards
333 W. Camden St., Baltimore, MD 21201
(410) 685-9800

Boston Red Sox - Fenway Park
4 Jersey St., Boston, MA 02215-3496
(617) 226-6000

Chicago White Sox - Guaranteed Rate Field
333 W. 35th St., Chicago, IL 60616
(312) 674-1000

Cleveland Guardians - Progressive Field
2401 Ontario St., Cleveland, OH 44115
(216) 420-4200

Detroit Tigers - Comerica Park
2100 Woodward Ave., Detroit, MI 48201
(313) 962-4000

Houston Astros - Minute Maid Park
501 Crawford St., Houston, TX 77002
(713) 259-8000

Kansas City Royals - Kauffman Stadium
One Royal Way, Kansas City, MO 64129
(816) 921-8000

LA Angels of Anaheim - Angel Stadium of Anaheim
2000 Gene Autry Way, Anaheim, CA 92806
(714) 940-2000

Minnesota Twins - Target Field
1 Twins Way, Minneapolis, MN 55403
(612) 659-3400

New York Yankees - Yankee Stadium
One E. 161st St., Bronx, NY 10451
(718) 293-4300

Oakland Athletics - Oakland Coliseum
7000 Coliseum Way, Oakland, CA 94621
(510) 638-4900

Seattle Mariners - T-Mobile Park
1250 First Ave. S., Seattle, WA 98134
(206) 346-4000

Tampa Bay Rays - Tropicana Field
One Tropicana Drive, St. Petersburg, FL 33705
(727) 825-3137

Texas Rangers - Globe Life Field
734 Stadium Drive, Arlington, TX 76011
(817) 533-1972

Toronto Blue Jays - Rogers Centre
1 Blue Jays Way, #3200, Toronto, ON M5V 1J1
(416) 341-1000



Arizona Diamondbacks - Chase Field
401 E. Jefferson St., Phoenix, AZ 85004
(602) 462-6500

Atlanta Braves - Truist Park
755 Battery Ave., Atlanta, GA 30339
(404) 614-2300

Chicago Cubs - Wrigley Field
1060 W. Addison St., Chicago, IL 60613
(773) 404-2827

Cincinnati Reds - Great American Ball Park
100 Joe Nuxhall Way, Cincinnati, OH 45202
(513) 765-7000

Colorado Rockies - Coors Field
2001 Blake St., Denver, CO 80205
(303) 292-0200

Los Angeles Dodgers - Dodger Stadium
1000 Elysian Park Ave., Los Angeles, CA 90012
(323) 224-1500

Miami Marlins - loanDepot Park
501 Marlins Way, Miami, FL 33125
(305) 480-1300

Milwaukee Brewers - American Family Field
One Brewers Way, Milwaukee, WI 53214
(414) 902-4500

New York Mets - Citi Field
126th Street, Flushing, NY 11368
(718) 507-6387

Philadelphia Phillies - Citizens Bank Park
One Citizens Bank Way, Philadelphia, PA 19148
(215) 463-6000

Pittsburgh Pirates - PNC Park at North Shore
115 Federal St., Pittsburgh, PA 15212
(412) 323-5000

St. Louis Cardinals - Busch Stadium
700 Clark St., St. Louis, MO 63102
(314) 345-9600

San Diego Padres - Petco Park
100 Park Blvd., San Diego, CA 92101
(619) 795-5000

San Francisco Giants - Oracle Park
24 Willie Mays Plaza, San Francisco, CA 94107
(415) 972-2000

Washington Nationals - Nationals Park
1500 S. Capitol St. SE, Washington, D.C. 20003
(202) 640-7000

2022 NOTES





HISTORY

In the 3-0 win on 5/7/21 at Cle, LHP Wade Miley threw his first career no-hitter. It was the 17th no-hitter in Reds history and fourth in Major League Baseball on the 2021 season's 37th day, the second-fastest ever to 4 no-hitters in a single season. There would be a single-season record 9 no-hitters overall in 2021, including team no-hitters by the Cubs and Brewers and not including 7-inning no-hitters by Ari's Madison Bumgarner and 5 Rays pitchers. Entering that start at Progressive Field, the longest no-hit bids of Miley's career had been 6.0 innings (7/17/15 for Bos at LAA, 7/30/16 for Sea at Cubs). He allowed just 2 Indians baserunners, when Amed Rosario reached second base on a double error by 2B Nick Senzel with 1 out in the bottom of the sixth inning followed by a walk to Cesar Hernandez 1 out later. The Reds broke the scoreless tie with 3 runs in the top of the ninth inning. The start of Miley's no-hitter was delayed 1 hour, 23 minutes by weather. For his performance, Miley was named National League Player of the Week. It was his first weekly award. At 34 years, 175 days old, Miley is the oldest Reds pitcher to throw a no-hitter.

IMPORTANT DATES IN REDS HISTORY

- May 4, 1869** – The 1869 Cincinnati Red Stockings, the first all-professional team, kick off the regular season with a 45-9 win over the Great Westerns of Cincinnati.
- June 15, 1869** – In what was widely considered the greatest game in baseball history up to that time, the visiting Red Stockings defeated the powerhouse Mutual club of New York, 4-2.
- Nov. 6, 1869** – In the final official match of the season, the Red Stockings defeat the Mutuals of New York, 17-8, on Union Grounds. Baseball's first team of professionals finished the season with a perfect 57-0 record (although the team won more than 70 games, team captain Harry Wright only counted games against other National Association clubs as official).
- June 14, 1870** – After 130 consecutive games without a loss, Cincinnati falls to the Brooklyn Atlantics, 8-7, in extra innings. The streak includes 81 official games and 49 exhibitions.
- Feb. 2, 1876** – The National League is formed in New York City with Cincinnati as a charter member, along with Chicago, Boston, St. Louis, Hartford, Louisville, New York and Philadelphia.
- Oct. 8, 1880** – Cincinnati is expelled from the National League, due in part to its refusal to stop renting out their ballpark on Sundays and to cease selling beer during games.
- Nov. 2, 1881** – The American Association is formed in a meeting at the Gibson Hotel in Cincinnati, where the Reds will play for the next eight seasons.
- Sept. 16, 1882** – The Reds clinch the American Association pennant, winning the first league title by a professional team based in Cincinnati.
- April 17, 1889** – The first Opening Day "festivities" included ballpark decorations and a pre-game concert by the Cincinnati Orchestra.
- Nov. 14, 1889** – Cincinnati is granted re-admission to the National League, joining Boston, Brooklyn, Chicago, Cleveland, New York, Philadelphia and Pittsburgh.
- April 22, 1891** – The first Opening Day parade is organized by new owner John T. Brush. The parade consists of Webber's military band and two large horse-drawn wagons, called Tally-ho's, which were occupied by the Reds and the opponent, the Cleveland Spiders.
- April 17, 1902** – The most ornately designed ballparks in Major League history, the "Palace of the Fans," hosts its first game.
- April 11, 1912** – Redland Field (later known as Crosley Field) hosts its first game as the Reds beat Chicago, 10-6. The official dedication of the ballpark was held May 18.
- Sept. 16, 1919** – The Reds clinch the first National League pennant in franchise history with a 4-3 victory over the Giants at Redland Field.
- Oct. 9, 1919** – The Reds win the franchise's first World Series, defeating the White Sox, 10-5, in Chicago to claim the eighth and decisive game of the best-of-nine series.
- April 16, 1934** – The Reds' board of directors rename Redland Field "Crosley Field" in honor of new team owner Powel Crosley Jr.. Crosley, a radio tycoon, bought the team on February 4 and assured fans that the team would stay in Cincinnati.
- June 8, 1934** – The Reds become the first team in Major League history to use an airplane to travel from one city to another. They flew from Cincinnati to Chicago.
- May 24, 1935** – The first night game in Major League history is played at Crosley Field. The Reds beat the Phillies, 2-1, before 20,422 fans.
- Jan. 27, 1937** – Crosley Field's playing surface is submerged under 21 feet of water due to local creek flooding. Reds pitcher Lee Grissom and groundskeeper Matty Schwab are photographed in a rowboat crossing the field.
- June 11, 1938** – Johnny Vander Meer pitches the first of two straight no-hitters, defeating the Boston Braves, 3-0, at Crosley Field.
- June 15, 1938** – Johnny Vander Meer pitches his second straight no-hitter, a 6-0 victory over the Dodgers in the first night game played at Brooklyn's Ebbets Field. Vander Meer remains the only pitcher in Major League history to throw no-hitters in consecutive starts.
- July 6, 1938** – Crosley Field plays host to the sixth All-Star Game. Ernie Lombardi, Paul Derringer, Ival Goodman, Frank McCormick and Johnny Vander Meer represent the Reds on the NL squad. Vander Meer tosses 3.0 scoreless innings as the NL wins, 4-1.
- Sept. 28, 1939** – The Reds clinch the franchise's second National League pennant but are swept by the Yankees in the World Series.
- Oct. 8, 1940** – The Reds clinch their second World Series title in a Game 7, 2-1 win over the Tigers. Reds Hall of Fame pitcher Paul Derringer wins his second complete game of the series.
- June 10, 1944** – Pitcher Joe Nuxhall becomes the youngest player in the 20th century to appear in a Major League game. Nuxhall – at 15 years, 10 months and 11 days – yields 5 runs and retires just 2 batters in 2/3 of an inning. Nuxhall wouldn't pitch again in the majors until 1952.
- July 25, 1947** – Ewell Blackwell sets the NL record for righthanders and a club record by winning his 16th consecutive start.
- July 6, 1949** – The Reds' Walker Cooper sets a club record by collecting 10 RBI in a game vs the Cubs.
- July 14, 1953** – Crosley Field plays host to the All-Star Game. A crowd of 30,846 watch as the NL defeats the AL, 5-1. Gus Bell and Ted Kluszewski represent Cincinnati.
- Sept. 29, 1956** – The Reds tied the Major League record for team HR when Smoky Burgess belts the team's 221st home run of the season.
- July 1, 1957** – After Cincinnati fans stuff the ballot box and vote 8 starters onto the All-Star team, the NL intervenes and pulls 3 Reds players from the starting lineup. Willie Mays, Hank Aaron and Stan Musial replace George Crowe, Wally Post and Gus Bell as starters.
- July 18, 1958** – The inaugural Reds Hall of Fame Induction Class is honored in pregame ceremonies. Bucky Walters, Ernie Lombardi, Paul Derringer, Johnny Vander Meer and Frank McCormick are the first inductees.
- Sept. 26, 1961** – The Reds clinch the National League pennant for the third time but lost to the Yankees in a 5-game World Series.
- Sept. 1, 1967** – The Reds play the longest game in club history and lose to the San Francisco Giants, 1-0, in 21 innings.
- June 24, 1970** – The last of 4,453 regular-season NL games is played at Crosley Field. The Reds beat the San Francisco Giants, 5-4.
- June 30, 1970** – Riverfront Stadium opens as 51,050 fans attend to see the Reds host the Braves. Atlanta wins, 8-2, as Hank Aaron hits the stadium's first home run.
- July 14, 1970** – Just 2 weeks after its opening, Riverfront Stadium hosts the All-Star Game. The NL scores a dramatic 5-4 victory in 12 innings as Pete Rose crashes into AL catcher Ray Fosse to score the winning run on Jim Hickman's RBI-single. Rose was joined in the Midsummer Classic by teammates Johnny Bench, Jim Merritt, Tony Perez and Wayne Simpson.

- Oct. 5, 1970** – The Reds complete a sweep of the Pirates to win the first National League Championship Series in franchise history. The victory clinches the first of four pennants the club would win in the decade. The Reds would fall to the Orioles in a five-game World Series.
- Nov. 29, 1971** – In one of the most significant trades in Reds history, Cincinnati sends Lee May, Tommy Helms and Jimmy Stewart to the Astros in exchange for Joe Morgan, Jack Billingham, Cesar Geronimo, Ed Armbrister and Denis Menke.
- Oct. 11, 1972** – The Reds score 2 runs in the bottom of the ninth to beat the Pirates, 4-3, in the fifth and deciding game of the NLCS. Johnny Bench ties the game with a homer off Dave Giusti and George Foster scores the winning run on Bob Moose's wild pitch. 11 days later, the Reds drop Game 7 of the World Series to the Oakland A's.
- Oct. 22, 1975** – The Reds win their first World Series title in 35 years with a 4-3 win over the Boston Red Sox in Game 7. The Series proves to be one of the most exciting in baseball history and features five 1-run games and five come-from-behind victories. Series MVP Pete Rose (10-for-27, .370) helps the Reds to come from behind in every one of their victories.
- Oct. 21, 1976** – Cincinnati's Big Red Machine wins its second straight World Series title by sweeping the Phillies and Yankees. The 1976 Reds remain the only team in Major League history to sweep an entire postseason since the addition of divisions.
- Sept. 28, 1977** – George Foster hits his club-record 52nd home run during an 8-0 win over the Padres at Riverfront Stadium. Foster would go on to dominate the NL MVP voting after hitting .320 with a league-high 149 RBI and 124 runs scored.
- July 31, 1978** – Pete Rose extends his hitting streak to 44 consecutive games, a mark topped only by Joe DiMaggio's record of 56. Rose would have the streak halted the next night in Atlanta.
- Sept. 17, 1983** – Johnny Bench homers off Houston's Mike Madden on "Johnny Bench Night" at Riverfront Stadium. It was the 389th and final homer of his career.
- Aug. 17, 1984** – Pete Rose debuts as Reds player/manager. Rose leads the Reds to a 6-4 win over the Cubs and goes 2-for-4 with two RBI.
- Sept. 11, 1985** – Pete Rose becomes baseball's all-time hits leader with a single off San Diego's Eric Show for career hit No. 4,192.
- Aug. 2, 1987** – Eric Davis hits his 30th home run of the season to become the first player in franchise history with 30 home runs and 30 stolen bases in the same season.
- July 12, 1988** – The All-Star Game returns to Riverfront Stadium as the AL edges the NL, 2-1. Danny Jackson, Barry Larkin and Chris Sabo represent the Reds.
- Sept. 16, 1988** – In a 1-0 victory vs the Dodgers, Tom Browning becomes the first pitcher in Reds history to throw a perfect game.
- Aug. 24, 1989** – Cincinnati hero Pete Rose is given a lifetime ban from baseball for conduct related to gambling.
- Oct. 20, 1990** – After edging the Pirates in the NLCS, the Reds sweep heavily favored Oakland to claim the fifth World Series title in team history. Series MVP Jose Rijo and Chris Sabo lead Cincinnati during the Series.
- Nov. 15, 1995** – Barry Larkin wins the 1995 NL MVP after setting a club record for shortstops with a .319 batting average (min. 400 at-bats) and a modern club record of 51 stolen bases.
- April 1, 1996** – On Opening Day, veteran umpire John McSherry collapses behind home plate just 7 pitches into the game. McSherry is rushed to University Hospital, where he died from a heart attack.
- Sept. 9, 1996** – Riverfront Stadium officially is renamed Cinergy Field.
- Sept. 22, 1996** – Barry Larkin becomes the first shortstop in ML history to produce 30 homers and 30 stolen bases in the same season, when he belts his 30th homer in the first game of a doubleheader against the St. Louis Cardinals.
- June 13, 1997** – For the first time in the team's 129-year history, the Reds play an American League opponent during the regular season. The White Sox spoil the first Interleague game with a 3-1 win.
- Oct. 4, 1999** – After finishing the regular season tied for the NL Wild Card spot with a 96-66 record, the Reds fall to the Mets, 5-0, in the sixth 1-game playoff in Major League history.
- Sept. 11, 2001** – All games are postponed due to terrorist acts in New York (World Trade Center), Washington D.C. (The Pentagon) and Somerset, PA. The regular season schedule would not resume for another 6 days.
- Sept. 22, 2002** – The Reds lose to the Phillies, 4-3, in the last game played at Riverfront Stadium/Cinergy Field.
- Dec. 29, 2002** – In just 37 seconds, Cinergy Field is imploded at 8:00 a.m. More than 25,000 spectators witness the event.
- March 31, 2003** – In the debut of Great American Ball Park, the Reds lose to the Pirates, 10-1, before a sellout crowd of 42,343.
- June 20, 2004** – Ken Griffey Jr. joins baseball's 500 Home Run Club with a sixth-inning solo shot in St. Louis off Matt Morris. Griffey's Father's Day blast makes him only the 20th player in history to accomplish the feat and the first player to hit his 500th as a Red.
- April 3, 2006** – George W. Bush became the first sitting president ever to throw out an Opening Day first pitch in Cincinnati and only the second sitting president to participate in the pre-game ceremony. President Richard M. Nixon threw out the first pitch prior to the 1970 All-Star Game at Riverfront Stadium. Cincinnati native William Howard Taft is the only other sitting president ever to attend a game in Cincinnati.
- Sept. 26, 2007** – At Great American Ball Park, Brandon Phillips hit his 30th home run (off Hou's Juan Gutierrez) to become only the second second baseman in Major League history - and only the third Reds player - ever to produce 30 HR and 30 SB in the same year.
- June 9, 2008** – Ken Griffey Jr. becomes baseball's sixth batter to reach the 600 Home Run milestone, hitting a first-inning blast off the Marlins' Mark Hendrickson in Miami.
- Sept. 28, 2010** – Jay Bruce's home run on the first pitch from Tim Lincecum in the bottom of the ninth inning of the 3-2 win vs the Astros is the fifth HR in Major League history that clinches a team's postseason berth. The Reds win the NL Central for the first time since 1995.
- Jan. 23, 2013** – In a ceremony at Great American Ball Park, Commissioner Bud Selig awards the Reds the 2015 All-Star Game. The logo is unveiled during ceremonies at the ballpark on August 6, 2014.
- July 14, 2015** – The 86th Midsummer Classic takes place at Great American Ball Park, as 43,656 are in attendance for a 6-3 AL win. 3B Todd Frazier and P Aroldis Chapman represent the Reds. The day before, Frazier won the ASG's Home Run Derby.
- June 6, 2017** – Second baseman Scooter Gennett becomes the first player in franchise history to hit four home runs in a game in a 13-1 victory over the Cardinals at Great American Ball Park.
- Sept. 4, 2019** – Michael Lorenzen becomes the first player since Babe Ruth to earn the victory, hit a home run and play outfield in the same game. Ruth did it on June 13, 1921.
- 2020 Season** – The 2020 season was shortened to 60 games because of a global pandemic caused by the COVID-19 virus.

REDS RECORD, YEAR-BY-YEAR

Year	Pos.	W	L	Pct.	Manager	Pennant Winner
1876	Eighth	9	56	.138	Charles Gould	Chicago
1877	Sixth	15	42	.253	Lipman Pike, Robert Addy.....	Boston
1878	Second	37	23	.617	Calvin McVey	Boston
1879	Fifth	38	36	.514	Calvin McVey, James White.....	Providence
1880	Eighth	21	59	.263	John Edgar Clapp.....	Chicago
TOTALS		120	216	.357		
1890	Fourth	78	55	.586	Thomas Loftus.....	Brooklyn
1891	Seventh	56	81	.409	Thomas Loftus.....	Boston
1892	Fifth	82	68	.547	Charles Comiskey.....	Boston
1893	Tied Sixth	65	63	.508	Charles Comiskey.....	Boston
1894	Tenth	54	75	.419	Charles Comiskey.....	Baltimore
1895	Eighth	66	64	.508	William Ewing.....	Baltimore
1896	Third	77	50	.606	William Ewing.....	Baltimore
1897	Fourth	76	56	.576	William Ewing.....	Boston
1898	Third	92	60	.605	William Ewing.....	Boston
1899	Sixth	83	67	.553	William Ewing.....	Brooklyn
DECADE:		729	639	.533		
1900	Seventh	62	77	.446	Robert Allen.....	Brooklyn
1901	Eighth	52	87	.374	John (Bid) McPhee.....	Pittsburgh
1902	Fourth	70	70	.500	John (Bid) McPhee, Frank Bancroft, J. Kelley.....	Pittsburgh
1903	Fourth	74	65	.532	Joseph Kelley.....	Pittsburgh
1904	Third	88	65	.575	Joseph Kelley.....	New York
1905	Fifth	79	74	.516	Joseph Kelley.....	New York*
1906	Sixth	64	87	.424	Edward (Ned) Hanlon.....	Chicago
1907	Sixth	66	87	.431	Edward (Ned) Hanlon.....	Chicago*
1908	Fifth	73	81	.474	John Ganzel.....	Chicago*
1909	Fourth	77	76	.503	Clark Griffith.....	Pittsburgh**
DECADE:		705	769	.478		
1910	Fifth	75	79	.487	Clark Griffith.....	Chicago
1911	Sixth	70	83	.458	Clark Griffith.....	New York
1912	Fourth	75	78	.490	Henry O'Day.....	New York
1913	Seventh	64	89	.418	Joseph Tinker.....	New York
1914	Eighth	60	94	.390	Charles (Buck) Herzog.....	Boston**
1915	Seventh	71	83	.461	Charles (Buck) Herzog.....	Philadelphia
1916	Tied Seventh	60	93	.392	Charles (Buck) Herzog, Christy Mathewson.....	Brooklyn
1917	Fourth	78	76	.506	Christy Mathewson.....	New York
1918	Third	68	60	.531	Christy Mathewson, Heinie Groh.....	Chicago
1919	FIRST	96	44	.686	PATRICK MORAN.....	CINCINNATI**
DECADE:		717	779	.479		
1920	Third	82	71	.536	Patrick Moran.....	Brooklyn
1921	Sixth	70	83	.458	Patrick Moran.....	New York**
1922	Second	86	68	.558	Patrick Moran.....	New York**
1923	Second	91	63	.591	Patrick Moran.....	New York
1924	Fourth	83	70	.542	John (Jack) Hendricks.....	New York
1925	Third	80	73	.523	John (Jack) Hendricks.....	Pittsburgh**
1926	Second	87	67	.565	John (Jack) Hendricks.....	St. Louis**
1927	Fifth	75	78	.490	John (Jack) Hendricks.....	Pittsburgh
1928	Fifth	78	74	.513	John (Jack) Hendricks.....	St. Louis
1929	Seventh	66	88	.429	John (Jack) Hendricks.....	Chicago
DECADE:		798	735	.521		

Year	Pos.	W	L	Pct.	Manager	Pennant Winner
1930	Seventh	59	95	.383	Dan Howley.....	St. Louis
1931	Eighth	58	96	.377	Dan Howley.....	St. Louis**
1932	Eighth	60	94	.390	Dan Howley.....	Chicago
1933	Eighth	58	94	.382	Owen (Donie) Bush.....	New York**
1934	Eighth	52	99	.344	Robert O'Farrell, Burt Shotton, Charles Dressen.....	St. Louis**
1935	Sixth	68	85	.444	Charles Dressen.....	Chicago
1936	Fifth	74	80	.481	Charles Dressen.....	New York
1937	Eighth	56	98	.364	Charles Dressen, Bobby Wallace.....	New York
1938	Fourth	82	68	.547	William McKechnie.....	Chicago
1939	FIRST	97	57	.630	WILLIAM McKECHNIE.....	CINCINNATI
DECADE:		664	866	.434		
1940	FIRST	100	53	.654	WILLIAM McKECHNIE.....	CINCINNATI**
1941	Third	88	66	.571	William McKechnie.....	Brooklyn
1942	Fourth	76	76	.500	William McKechnie.....	St. Louis**
1943	Second	87	67	.565	William McKechnie.....	St. Louis
1944	Third	89	65	.578	William McKechnie.....	St. Louis**
1945	Seventh	61	93	.396	William McKechnie.....	Chicago
1946	Sixth	67	87	.435	William McKechnie.....	St. Louis**
1947	Fifth	73	81	.474	John Neun.....	Brooklyn
1948	Seventh	74	89	.418	John Neun, William (Bucky) Walters.....	Boston
1949	Seventh	62	92	.403	William (Bucky) Walters.....	Brooklyn
DECADE:		767	769	.499		
1950	Sixth	66	87	.431	J. Luther (Luke) Sewell.....	Philadelphia
1951	Sixth	68	86	.442	J. Luther (Luke) Sewell.....	New York
1952	Sixth	69	85	.448	(Luke) Sewell, Earle Brucker, Rogers Hornsby.....	Brooklyn
1953	Sixth	68	86	.442	Rogers Hornsby, C. Buster Mills.....	Brooklyn
1954	Fifth	74	80	.481	George (Birdie) Tebbetts.....	New York**
1955	Fifth	75	79	.487	George (Birdie) Tebbetts.....	Brooklyn**
1956	Third	91	63	.591	George (Birdie) Tebbetts.....	Brooklyn
1957	Fourth	80	74	.519	George (Birdie) Tebbetts.....	Milwaukee**
1958	Fourth	76	78	.494	George (Birdie) Tebbetts, Jimmy Dykes.....	Milwaukee
1959	Fifth	74	80	.481	Mayo Smith, Fred Hutchinson.....	Los Angeles**
DECADE:		741	798	.481		
1960	Sixth	67	87	.435	Fred Hutchinson.....	Pittsburgh**
1961	FIRST	93	61	.604	FRED HUTCHINSON.....	CINCINNATI
1962	Third	98	64	.605	Fred Hutchinson.....	San Francisco
1963	Fifth	86	76	.531	Fred Hutchinson.....	Los Angeles**
1964	Tied Second	92	70	.568	Fred Hutchinson, Dick Sisler.....	St. Louis**
1965	Fourth	89	73	.549	Dick Sisler.....	Los Angeles**
1966	Seventh	76	84	.475	Don Heffner, Dave Bristol.....	Los Angeles
1967	Fourth	87	75	.537	Dave Bristol.....	St. Louis**
1968	Fourth	83	79	.512	Dave Bristol.....	St. Louis
1969	Third	89	73	.549	Dave Bristol.....	New York**
DECADE:		860	742	.537		
1970	FIRST	102	60	.628	SPARKY ANDERSON.....	CINCINNATI
1971	Tied Fourth	79	83	.488	Sparky Anderson.....	Pittsburgh**
1972	FIRST	95	59	.617	SPARKY ANDERSON.....	CINCINNATI
1973	FIRST	99	63	.611	SPARKY ANDERSON.....	NEW YORK
1974	Second	98	64	.605	Sparky Anderson.....	Los Angeles
1975	FIRST	108	54	.667	SPARKY ANDERSON.....	CINCINNATI**
1976	FIRST	102	60	.630	SPARKY ANDERSON.....	CINCINNATI**
1977	Second	88	74	.543	Sparky Anderson.....	Los Angeles
1978	Second	92	69	.571	Sparky Anderson.....	Los Angeles
1979	FIRST	90	71	.559	JOHN McNAMARA.....	PITTSBURGH**
DECADE:		953	657	.592		

Year	Pos.	W	L	Pct.	Manager	Pennant Winner
1980	Third	89	73	.549	John McNamara.....	Philadelphia**
1981	#	66	42	.611	John McNamara.....	Los Angeles**
1982	Sixth	61	101	.377	John McNamara, Russ Nixon.....	St. Louis**
1983	Sixth	74	88	.457	Russ Nixon.....	Philadelphia
1984	Fifth	70	92	.432	Vern Rapp, Pete Rose.....	San Diego
1985	Second	89	72	.553	Pete Rose.....	St. Louis
1986	Second	86	76	.531	Pete Rose.....	New York**
1987	Second	84	78	.519	Pete Rose.....	St. Louis
1988	Second	87	74	.540	Pete Rose.....	Los Angeles**
1989	Fifth	75	87	.463	Pete Rose, Tommy Helms.....	San Francisco
DECADE:		781	783	.499		
1990	FIRST	91	71	.562	LOU PINIELLA.....	CINCINNATI**
1991	Fifth	74	88	.457	Lou Piniella.....	Atlanta
1992	Second	90	72	.556	Lou Piniella.....	Atlanta
1993	Fifth	73	89	.451	Tony Perez, Davey Johnson.....	Philadelphia
1994	FIRST	66	48	.579	DAVEY JOHNSON.....	Players' Strike
1995	FIRST	85	59	.590	DAVEY JOHNSON.....	ATLANTA**
1996	Third	81	81	.500	Ray Knight.....	Atlanta
1997	Third	76	86	.469	Ray Knight, Jack McKeon.....	Florida**
1998	Fourth	77	85	.475	Jack McKeon.....	San Diego
1999	Second	96	67	.589	Jack McKeon.....	Atlanta
DECADE:		809	746	.520		
2000	Second	85	77	.525	Jack McKeon.....	New York
2001	Fifth	66	96	.407	Bob Boone.....	Arizona**
2002	Third	78	84	.481	Bob Boone.....	San Francisco
2003	Fifth	69	93	.426	Bob Boone, Dave Miley.....	Florida**
2004	Fourth	76	86	.469	Dave Miley.....	St. Louis
2005	Fifth	73	89	.451	Dave Miley, Jerry Narron.....	Houston
2006	Third	80	82	.494	Jerry Narron.....	St. Louis**
2007	Fifth	72	90	.444	Jerry Narron, Pete Mackanin.....	Colorado
2008	Fifth	74	88	.457	Dusty Baker.....	Philadelphia**
2009	Fourth	78	84	.481	Dusty Baker.....	Philadelphia
DECADE:		751	869	.464		
2010	FIRST	91	71	.562	DUSTY BAKER.....	SAN FRANCISCO**
2011	Third	79	83	.488	Dusty Baker.....	St. Louis**
2012	FIRST	97	65	.599	DUSTY BAKER.....	SAN FRANCISCO**
2013	Third (WC)	90	72	.556	Dusty Baker.....	St. Louis
2014	Fourth	76	86	.469	Bryan Price.....	San Francisco**
2015	Fifth	64	98	.395	Bryan Price.....	New York
2016	Fifth	68	94	.420	Bryan Price.....	Chicago**
2017	Fifth	68	94	.420	Bryan Price.....	Los Angeles
2018	Fifth	67	95	.414	Bryan Price, Jim Riggleman.....	Los Angeles
2019	Fourth	75	87	.463	David Bell.....	Washington**
DECADE:		775	845	.478		
2020	Third (WC)	31	29	.517	David Bell.....	Los Angeles**
2021	Third	83	79	.512	David Bell.....	Atlanta**
DECADE:		114	108	.514		
FRANCHISE TOTALS		10,284	10,321	.499		

Season Finishes:

First - 15; Second - 16; Third - 19; Fourth - 22; Fifth - 26; Sixth - 16; Seventh - 11; Eighth - 10; Tenth - 1

World Series winner. In 1969, the National League split into two 6-team divisions, Reds became a member of Western Division. In 1994, the National League split into three divisions, Reds moved to 6-team Central Division. **#NOTE: In 1981, the Reds had the best record overall, finishing 35-21 in the first half of the season, 2nd to Los Angeles, and 31-21 in the second half, 2nd to Houston.

REDS HOME AND ROAD RECORDS SINCE 1900

Year	Home	Road	Year	Home	Road	Year	Home	Road	Year	Home	Road	Year	Home	Road
1900	27-34	35-43	1930	37-40	22-55	1960	37-40	30-47	1990	46-35	45-36	2020	16-13	#15-16
1901	27-43	25-44	1931	38-39	20-57	1961	47-30	46-31	1991	39-42	35-46	2021	44-37	39-42
1902	35-35	35-35	1932	33-44	27-50	1962	58-23	40-41	1992	53-28	37-44			
1903	41-35	33-30	1933	37-42	21-52	1963	46-35	40-41	1993	41-40	32-49			* 2019 record includes 1-1 in 2 "home" games played in Monterrey, Mexico
1904	49-27	39-38	1934	30-47	22-52	1964	47-34	45-36	1994	37-22	29-26			
1905	50-28	29-46	1935	41-35	27-50	1965	49-32	40-41	1995	44-28	41-31			# 9/4/20(g2 at Pit, Cin was the road team but batted in the bottom of each inning (makeup from 8/15/20 postponement at GABP)
1906	36-40	23-51	1936	42-34	32-46	1966	46-33	30-51	1996	46-35	35-46			
1907	43-36	23-51	1937	28-51	28-47	1967	49-32	38-43	1997	40-41	36-45			
1908	40-37	33-44	1938	43-34	39-34	1968	40-41	43-38	1998	39-42	38-43			
1909	39-38	38-38	1939	55-25	42-32	1969	50-31	39-42	1999	45-37	51-30			
1910	39-37	36-42	1940	55-21	45-32	1970	57-24	45-36	2000	43-38	42-39			
1911	38-42	32-41	1941	45-34	43-32	1971	46-35	33-48	2001	27-54	39-42			
1912	45-32	30-46	1942	38-39	38-37	1972	42-34	53-25	2002	38-43	40-41			
1913	32-44	32-45	1943	48-29	39-38	1973	50-31	49-32	2003	35-46	34-47			
1914	34-42	26-52	1944	45-33	44-32	1974	50-31	48-33	2004	40-41	36-45			
1915	39-37	32-46	1945	36-41	25-52	1975	64-17	44-37	2005	42-39	31-50			
1916	32-44	28-49	1946	35-42	32-45	1976	49-32	53-28	2006	42-39	38-43			
1917	39-38	39-38	1947	42-35	31-46	1977	48-33	40-41	2007	39-42	33-48			
1918	46-24	22-36	1948	32-45	32-44	1978	49-31	43-38	2008	43-38	31-50			
1919	52-19	44-25	1949	35-42	27-50	1979	48-32	42-39	2009	40-41	38-43			
1920	42-34	40-37	1950	38-38	28-49	1980	44-37	45-36	2010	49-32	42-39			
1921	40-36	30-47	1951	35-42	33-41	1981	32-22	34-20	2011	42-39	37-44			
1922	48-29	38-39	1952	38-39	31-46	1982	33-48	28-53	2012	50-31	47-34			
1923	46-32	45-31	1953	38-39	30-47	1983	36-45	38-43	2013	49-31	41-41			
1924	43-33	40-37	1954	41-36	33-44	1984	39-42	31-50	2014	44-37	32-49			
1925	44-32	36-41	1955	46-31	29-48	1985	47-34	42-38	2015	34-47	30-51			
1926	53-23	34-44	1956	51-26	40-37	1986	43-38	43-38	2016	38-43	30-51			
1927	45-35	30-43	1957	45-32	35-42	1987	42-39	42-39	2017	39-42	29-52			
1928	44-33	34-41	1958	40-37	36-41	1988	45-35	42-39	2018	37-44	30-51			
1929	38-39	28-49	1959	43-34	31-46	1989	38-43	37-44	2019	*41-40	34-47			

ATTENDANCE HISTORY
Reds Home Attendance - Since 1901

1901..... 205,728	1928..... 490,490	1955..... 693,662	1982..... 1,326,528	2009..... 1,747,919
1902..... 217,300	1929..... 295,040	1956..... 1,125,928	1983..... 1,190,419	2010..... 2,060,550
1903..... 351,680	1930..... 386,727	1957..... 1,070,850	1984..... 1,275,887	2011..... 2,213,498
1904..... 391,915	1931..... 263,316	1958..... 788,582	1985..... 1,834,619	2012..... 2,347,251
1905..... 313,927	1932..... 356,950	1959..... 801,298	1986..... 1,692,432	&2013..... 2,492,059
1906..... 330,056	1933..... 218,281	1960..... 663,486	&1987..... 2,185,205	2014..... 2,476,664
1907..... 317,500	1934..... 206,773	1961..... 1,117,603	&1988..... 2,072,528	2015..... 2,419,506
1908..... 399,200	1935..... 448,247	1962..... 982,095	\$1989..... 1,979,320	2016..... 1,894,085
1909..... 424,643	1936..... 446,245	1963..... 858,805	+1990..... 2,400,892	2017..... 1,836,917
1910..... 380,622	1937..... 411,221	1964..... 862,466	1991..... 2,372,377	2018..... 1,629,356
1911..... 300,000	1938..... 706,756	1965..... 1,047,824	&1992..... 2,315,946	\$\$2019..... 1,775,396
1912..... 344,000	1939..... 981,443	1966..... 742,958	\$1993..... 2,453,232	@@2020..... NA
1913..... 258,000	1940..... 850,180	1967..... 958,300	*1994..... 1,897,681	<>2021..... 1,505,024
1914..... 100,791	1941..... 634,513	1968..... 733,354	#1995..... 1,837,649	
1915..... 218,878	1942..... 427,031	<u>1969..... 987,991</u>	%1996..... 1,861,428	Total at GABP: 37,235,588
1916..... 255,846	1943..... 379,122	1970..... 1,803,568	&1997..... 1,785,788	= 54 home dates (strike)
1917..... 269,056	1944..... 409,567	1971..... 1,501,122	1998..... 1,793,679	* 60 home dates (strike)
1918..... 163,009	1945..... 290,970	1972..... 1,611,459	@1999..... 2,061,222	# 71 home dates
1919..... 532,501	1946..... 715,751	1973..... 2,017,601	@2000..... 2,577,351	% 76 home dates
1920..... 568,107	1947..... 899,975	1974..... 2,164,307	\$2001..... 1,879,757	+ 78 home dates
1921..... 311,227	1948..... 823,386	1975..... 2,315,603	&2002..... 1,855,787	\$ 79 home dates
1922..... 493,754	1949..... 707,782	1976..... 2,629,708	2003..... 2,355,259	\$\$ 79 dates at GABP, does not count 2 dates in Mexico
1923..... 575,063	1950..... 538,794	1977..... 2,519,670	2004..... 2,287,250	& 80 home dates
1924..... 473,707	1951..... 588,268	1978..... 2,532,497	*2005..... 1,943,157	@ 82 home dates
1925..... 464,920	1952..... 604,197	1979..... 2,356,933	*2006..... 2,134,472	@@ COVID-19 season
1926..... 672,987	1953..... 548,086	@1980..... 2,022,450	2007..... 2,058,593	<> 55 of 81 games at full capacity due to COVID-19 restrictions
1927..... 442,164	1954..... 704,167	=1981..... 1,093,730	2008..... 2,058,632	^ Announced attendance

Reds Largest Home Crowds by Team

Ari 46,101 7/21/00	NY 54,621 10/4/99	Bal 51,531..... (2x)	Min 45,617 6/3/00
Atl 52,567 8/6/94	Phi 55,047 10/12/76	10/10 & 10/11, 1970	LAA 43,168 4/1/13
Chi 52,116 7/9/72	Pit 56,079 10/12/90	Bos 56,393 10/16/75	NY Yankees 54,826 10/16/75
Col 54,820 4/1/97	StL 55,438 4/4/88	Cle 54,335 7/8/00	Oak 56,040 10/22/72
LA 55,385 4/3/89	SD 55,356 4/6/92	Chi 42,234 6/20/09	Sea 38,200 5/21/16
Mia 42,956 4/5/12	SF 55,112 4/5/99	Det 42,443 6/9/12	TB 35,356 4/12/14
Mil 55,596 4/3/00	Wsh 43,878 3/30/18	Hou 55,205 4/8/91	Tex 40,383 6/17/04
Mtl 55,456 4/5/93		KC 34,648 6/28/06	Tor 42,530 6/21/14

Reds Top Road Attendance at Each Club

Ari 49,481 4/9/07	NY 55,391 7/27/69	Bal 53,007 10/14/70	LAA 37,260 6/25/19
Atl 50,595 7/4/77	Phi 63,816 7/3/84	Bos 37,072 5/7/14	NY Yankees 63,083 10/5/61
Chi 43,786 7/29/45	Pit 48,846 7/16/70	Cle 43,105 6/9/00	Oak 49,410 10/18-20/72
Col 70,069 9/26/93	StL 52,876 9/28/96	Chi 34,379 10/6/19	Sea 46,340 6/22/07
LA 56,000 7/22/09	SD 60,767 6/16/00	Det 55,189 10/6/40	Tex 25,968 6/29/11
Mia 44,363 7/24/93	SF 58,920 6/20/78	Hou 54,037 9/28/99	Tex 44,397 6/29/13
Mil 56,354 9/28/00	Wsh 40,907 4/12/12	KC 30,450 5/20/15	Tor 44,058 5/31/17
Mtl 42,944 5/30/82		Min 35,034 7/6/01	

LARGEST HOME CROWDS BY LOCATION
Great American Ball Park

Opening Day.....	44,049 (3/28/19)
Regular Season.....	44,049 (3/28/19)
Season Total.....	2,492,059 (2013)

Riverfront/Cinergy Field

Opening Day.....	55,596 (4/3/00)
Regular Season.....	55,596 (4/3/00)
Season Total.....	2,629,708 (1976)

Crosley Field

Opening Day.....	35,747 (4/15/24)
Regular Season.....	36,691 (4/27/47)
Season Total.....	1,125,928 (1956)

REDS BALLPARKS THROUGH THE YEARS



UNION GROUNDS (1869-70)

Union Grounds served as the first home of baseball's original professional team. The park was located near the area now occupied by the Museum Center in the Union Terminal train station. Anchored by a grandstand called "Grand Duchess," the park could seat up to 4,000 fans.

AVENUE GROUNDS (1876-79)

The Reds headed two miles north from Union Grounds to erect Avenue Grounds, which featured a grandstand that could seat up to 3,000 fans. The ballpark was approximately four miles from the heart of the city's population, so horse-drawn streetcars and trains were a popular way to travel to the park.

BANK STREET GROUNDS (1880-83)

The Reds moved closer to the city with the opening of Bank Street Grounds prior to the 1880 season. The ballpark was located on the north side of Bank Street, south of Western Avenue and just west of McLean Avenue, and could seat up to 4,000 fans. Innovative scoreboard features included players' names and out-of-town scores.

LEAGUE PARK (1884-1901)

Originally called American Park (in reference to Cincinnati's membership in the American Association), the park was renamed League Park (in reference to the National League) in 1890. The park featured a covered grandstand with leather-cushioned seats and open seats along the first- and third-base sides.

PALACE OF THE FANS (1902-11)

Following a major fire, the Reds rebuilt the main grandstand of League Park in 1902. Today, baseball historians refer to the updated facility as Palace of the Fans. The park featured an illustrious grandstand with pillars and columns carved by hand, as well as 19 fashion boxes (much like opera boxes) and inexpensive field-level seating.




CROSLY FIELD (1912-70)

Originally named Redland Field and renamed in 1934, Crosley Field was the first Reds ballpark to feature a double-decked grandstand. The facility, located at the corner of Western Avenue and Findlay Street, was the site of baseball's first night game and hosted Cincinnati's first World Series Championship team.



RIVERFRONT STADIUM/CINERGY FIELD (1970-2002)

The Reds shared Riverfront Stadium/Cinergy Field with the NFL's Bengals until 1999. The multipurpose stadium, which could seat approximately 56,000 fans, was considered state-of-the-art upon its opening in June 1970. The facility hosted five pennant winners and three World Series Championship teams.



GREAT AMERICAN BALL PARK (2003-PRESENT)

On July 7, 2000, Great American Insurance Company, one of the oldest insurance companies in the United States, and the Cincinnati Reds, America's first professional baseball team, joined forces by announcing a 30-year agreement under which the new home of the Reds would be called Great American Ball Park. The facility, with room for more than 42,000 fans, includes a variety of seating and dining options, state-of-the-art sound and scoreboard systems and an array of historical elements scattered throughout. ScorePAD Sports, Inc.'s state-of-the-art STADIUMnet baseball scoring system provides a direct feed to scoreboard operations that includes a variety of in-game, season and career information about each player that can be shown on the scoreboards high above left center field and in right field.

BALLPARK FACTS
Great American Ball Park
ARCHITECTS:

HOK Sport, Kansas City, Mo.

GREAT AMERICAN BALL PARK FACTS (2003)
Approximate Cost: \$280 million

Stadium Acreage: 29

Stadium Bounds: Pete Rose Way to Ohio River and from Joe Nuxhall Way to Heritage Bank Center

Structural Elements: 10,100 tons of steel

Seating Capacity: 45,814 (originally 42,271)

Restrooms: 35, **Concession Stands:** 28

Playing Surface: Natural Grass, 2.9 acres

Left-Field Line: 328 feet, 12-foot wall

Left-Field Power Alley: 379 feet, 12-foot wall

Center Field: 404 feet, 8-foot wall

Right-Field Power Alley: 370 feet, 8-foot wall

Right-Field Line: 325 feet, 8-foot wall

GREAT AMERICAN BALL PARK "FIRSTS"
Game: March 31, 2003 (10-1 loss vs Pittsburgh)

Attendance: 42,343

Plate Appearance: Kenny Lofton (Pit), 3/31/03

Hit: Ken Griffey Jr. (Cin), 3/31/03

Run: Randall Simon (Pit), 3/31/03

Single: Pokey Reese (Pit), 3/31/03

Double: Ken Griffey Jr. (Cin), 3/31/03

Triple: Rob Mackowiak (Pit), 4/3/03

Home Run: Reggie Sanders (Pit), 3/31/03

Reds Home Run: Austin Kearns, 4/2/03

Walk: Kris Benson (Pit), by Haynes, 3/31/03

Strikeout: A. Kearns (Cin), by Benson, 3/31/03

Win: Kris Benson (Pit), 3/31/03

Reds' Win: Scott Williamson, 4/4/03 vs Chi

Riverfront Stadium/Cinergy Field
ARCHITECTS:

Heery-Heery-Alexander-Rothschild Associated Architects, Atlanta, Ga.

ORIGINAL RIVERFRONT STADIUM FACTS (1970)
Approximate Cost: \$45 million

Stadium Acreage: 48

Stadium Bounds: Pete Rose Way to Ohio River and from Stadium Drive to the Heritage Bank Center

Structural Elements: 10,000 tons of steel; 13,000 tons of reinforcing steel; 175,000 cubic yards of concrete

Seating Capacity: 51,744

Stadium Levels: 4

Concession Stands: 35

Restrooms: 50

Stadium Diameter: 700 feet, encompassing 8.5 acres

Playing Surface: Artificial. Riverfront Stadium became the first outdoor Major League ballpark to feature a complete playing surface of AstroTurf

Surface Coverage: 120,000 square feet of artificial turf

Left-Field Distance: 330 feet

Center-Field Distance: 404 feet

Right-Field Distance: 330 feet

FINAL CINERGY FIELD FACTS (2002)
Seating Capacity: 40,007

Stadium Levels: 4

Concession Stands: 37

Restrooms: 50

Playing Surface: Natural Grass. Installed in Oct. 2000 for first time in stadium's history

Surface Coverage: Approximately 1.8 acres of Kentucky bluegrass

Left-Field Distance: 325 feet

Center-Field Distance: 393 feet

Right-Field Distance: 325 feet


RIVERFRONT STADIUM "FIRSTS"

Game: 6/30/70 (L, 8-2 vs Atlanta)

Attendance: 51,050

At-Bat: Sonny Jackson (Atl), 6/30/70

Hit: Felix Millan (Atl), 6/30/70

Reds' Hit: Pete Rose, 6/30/70

Run: Felix Millan (Atl), 6/30/70

Single: Felix Millan (Atl), 6/30/70

Double: Orlando Cepeda (Atl), 6/30/70

Triple: Pete Rose (Cin), 7/1/70 vs Atl

Home Run: Hank Aaron (Atl), 6/30/70

Reds' HR: Tommy Helms, 7/1/70 vs Atl

Walk: Hank Aaron (Atl), 6/30/70

Strikeout: Sonny Jackson (Atl), 6/30/70

Win: Pat Jarvis (Atl), 6/30/70

Reds' Win: Wayne Simpson, 7/1/70 vs Atl

CINERGY FIELD "LASTS"

Game: 9/22/02 (L, 5-4 vs Philadelphia)

Attendance: 40,964

At-Bat: Todd Walker (Cin), 9/22/02

Hit: Jason Michaels (Phi), 9/22/02

Reds' Hit: Aaron Boone, 9/22/02

Run: Aaron Boone (Cin), 9/22/02

Single: Jason Michaels (Phi), 9/22/02

Double: Gookie Dawkins (Cin), 9/22/02

Triple: Aaron Boone (Cin), 9/13/02 vs Chi

Home Run: Aaron Boone (Cin), 9/22/02

Walk: Kelly Stinnett (Cin), 9/22/02

Strikeout: Gookie Dawkins (Cin), 9/22/02

Win: Brandon Duckworth (Phi), 9/22/02

Reds' Win: Ryan Dempster, 9/14/02 vs Chi

RIVERFRONT STADIUM/CINERGY FIELD ALL-TIME RAIN-OUTS

After Riverfront Stadium opened on June 30, 1970, 36 games and 35 playing dates were postponed because of bad weather. In 1996, 5 games were postponed due to rain - the most rainouts ever in 1 season at Riverfront Stadium/Cinergy Field. The playing surface was artificial until 2002.

Date	Opp., Game No.	Date	Opp., Game No.
*7/18/71	Padres, 96	5/16/90	Pirates, 31
8/30/78	Pirates, 133	5/28/90	Mets, 41
9/27/79	Padres, 159	4/12/91	Braves, 4
4/19/81	Cardinals, 10	9/21/92	Astros, 150
5/5/81	Pirates, 22	4/29/93	Pirates, 22
5/26/81	Giants, 43	6/4/93	Cardinals, 55
4/23/83	Expos, 17	8/5/95	Phillies, 90
4/17/84	Braves, 12	4/13/96	Astros, 11
5/3/84	Astros, 26	4/28/96	Phillies, 25
6/11/85	Dodgers, 56	5/15/96	Colorado, 36
6/12/85	Dodgers, 57	6/6/96	Giants, 53
4/22/86	Padres, 11	9/21/96	Cardinals, 154
5/7/86	Braves, 23	4/27/97	Phillies, 23
7/1/86	Dodgers, 74	6/8/97	Mets, 61
4/6/88	Cardinals, 2	4/3/00	Brewers, 1
7/20/88	Mets, 94	10/5/01	Phillies, 160
4/8/89	Giants, 5	6/5/02	Cardinals, 58
5/22/89	Cardinals, 42	9/20/02	Phillies, 154
4/20/90	Braves, 10		

* Game 2 of a DH, playing date not lost.

Redland/Crosley Field

ARCHITECT:

Harry Hake, Cincinnati, Ohio

REDLAND/CROSLY FIELD FACTS (1912)

Approximate Cost: \$400,000

Name Changed From Redland To Crosley Field: 1934

Stadium Bounds: From York St. to Findlay St. and from Crosley Field Way and the C&O Railroad tracks to Western Avenue

Structural Elements: 550 tons of steel; 1,500,000 ft. of lumber; 1,200 bushels of lime; 4,800 cubic yards of sand; 3,200 cubic yards gravel, 4,700 yards of crushed stone; 50,000 lbs. of galvanized Iron; 12,000 barrels of cement

Seating Capacity: 23,000

Playing Surface: Natural Grass

Surface Coverage: 104,000 square feet

Left-Field Distance: 328 feet

Center-Field Distance: 387 feet

Right-Field Distance: 366 feet

REDLAND FIELD "FIRSTS"

Game: 4/11/12 (W, 10-6 vs Chi)

Attendance: 26,336

At-Bat: Johnny Evers (Chi), 4/11/12

Hit: Jimmy Sheckard (Chi), 4/11/12

Reds' Hit: Bob Bescher, 4/11/12

Run: Bob Bescher (Cin), 4/11/12

Single: Jimmy Sheckard (Chi), 4/11/12

Double: Leonard Cole (Chi), 4/11/12

Triple: Frank Schulte (Chi), 4/11/12

***Home Run:** Pat Duncan (Cin), 6/2/21

Win: Bert Humphries (Cin), 4/11/12

* First home run over the fence



CROSLY FIELD "LASTS"

Last Game: 6/24/70 (W, 5-4 vs SF)

Attendance: 28,027

At-Bat: Bobby Bonds (SF), 6/24/70

Hit: Lee May (Cin), 6/24/70

Run: Lee May (Cin), 6/24/70

Single: Tito Fuentes (SF), 6/24/70

Double: Bernie Carbo (Cin), 6/24/70

Triple: Pete Rose (Cin), 6/24/70

Home Run: Lee May (Cin), 6/24/70

Walk: Hal Lanier (SF), 6/24/70

Strikeout: Bobby Bonds (SF), 6/24/70

Win: Wayne Granger (Cin), 6/24/70

REDS MANAGERS SINCE 1900

Manager	Year(s)	W-L	Pct.	Manager	Year(s)	W-L	Pct.
Robert Allen	1900	62-77	.446	Birdie Tebbetts	'54-58	372-357	.510
John McPhee	'01-02	79-124	.389	Jimmy Dykes	'58	24-17	.585
Frank Bancroft	'02	10-7	.588	Mayo Smith	'59	35-45	.438
Joseph Kelley	'02-05	274-230	.544	Fred Hutchinson	'59-64	443-372	.544
Ned Hanlon	'06-07	130-174	.428	Dick Sisler	'64-65	118-91	.565
John Ganzel	'08	73-81	.474	Don Heffner	'66	37-46	.446
Clark Griffith	'09-11	222-238	.483	Dave Bristol	'66-69	298-265	.529
Henry O'Day	'12	75-78	.490	Sparky Anderson	'70-78	863-586	.596
Joseph Tinker	'13	64-89	.418	John McNamara	'79-82	279-244	.533
Buck Herzog	'14-16	165-226	.422	Russ Nixon	'82-83	101-131	.435
Christy Mathewson	'16-18	165-177	.482	Vern Rapp	'84	51-70	.421
Heinie Groh	'18	7-3	.700	Pete Rose	'84-89	412-373	.525
Patrick Moran	'19-23	425-329	.564	Tommy Helms	'89	14-21	.400
Jack Hendricks	'24-29	469-450	.510	Lou Piniella	'90-92	255-231	.525
Dan Howley	'30-32	177-285	.383	Tony Perez	'93	20-24	.455
Donie Bush	'33	58-94	.382	Davey Johnson	'93-95	204-172	.543
Robert O'Farrell	'34	26-58	.310	Ray Knight	'96-97, 2003	125-137	.477
Burt Shotton	'34	1-0	1.000	Jack McKeon	1997-2000	291-259	.529
Charles Dresen	'34-37	218-284	.434	Bob Boone	'01-03	190-238	.444
Bobby Wallace	'37	5-20	.200	Dave Miley	'03-05	125-164	.433
Bill McKechnie	'38-46	744-631	.541	Jerry Narron	'05-07	157-179	.467
John Neun	'47-48	117-137	.461	Pete Mackanin	'07	41-39	.513
Bucky Walters	'48-49	81-123	.397	Dusty Baker	'08-13	509-463	.524
Luke Sewell	'49-52	174-234	.426	Bryan Price	'14-18	279-387	.419
Earle Brucker	'52	3-2	.600	Jim Riggleman	'18	64-80	.444
Rogers Hornsby	'52-53	91-106	.462	David Bell	'19-present	189-195	.492
C. Buster Mills	'53	4-4	.500				

TOP 10 MANAGERS (TOTAL WINS)

Sparky Anderson863-586
Bill McKechnie744-631
Dusty Baker509-463
Jack Hendricks469-450
Fred Hutchinson443-372
Patrick Moran425-329
Pete Rose412-373
Birdie Tebbetts372-357
Dave Bristol298-265
Jack McKeon291-259

TOP 10 MANAGERS (WIN PCT., 50-GAME MIN.)

Sparky Anderson596 (863-586)
Dick Sisler563 (121-94)
Patrick Moran564 (425-329)
Joe Kelley545 (275-230)
Fred Hutchinson544 (443-372)
Davey Johnson543 (204-172)
Bill McKechnie541 (744-631)
John McNamara533 (279-244)
Dave Bristol5293 (298-265)
Jack McKeon5291 (291-259)



REDS COACHES SINCE 1900

The coaches listed below for years 1900-1935 were garnered from Total Baseball's master list of coaches. Because Total Baseball continues to update its list of coaches for the years 1900-1921, some omissions are possible during that time period.

AMALFITANO, Joe, 1982	HOUSE, J.R., 2019-21	PICINICH, Val, 1934
BARTELL, Dick, 1954-55	HUGHES, Dustin, 2015-18	PICKLER, Jeff, 2019-21
BELL, Jay, 2014-15	HUME, Tom, 1996-2007	PICO, Jeff, 2014-15
BENSON, Vern, 1966-69	IRVING, Nate, 2019-21	PLAZA, Ron, 1978-83
BENAVIDES, Freddie, 2003, 2014-21	JACKSON, Grant, 1994-95	POLE, Dick, 2007-09
BERRY, Mark, 2003-13	JACOBY, Brook, 2007-13	POWER, Ted, 2016-18
BLADES, Ray, 1942	JAGERS, Eric, 2021	PRICE, Bryan, 2010-13
BOMBARD, Marc, 1996	JARAMILLO, Tony, 2016-18	RIDDLE, John, 1958
BOONE, Bob, 1994	JENKINS, Mack, 2012-18	RIGGINS, Mark, 2016
BRAGAN, Jimmy, 1967-69	JOHNSON, Derek, 2019-21	RIGGLEMAN, Jim, 2015-18
BREEDEN, Scott, 1986-89	KAAT, Jim, 1984-85	ROBSON, Tom, 2003
BRISTOL, Dave, 1966, '89, '93	KELLY, George, 1935-37, '47-48	ROTHSCHILD, Larry, 1990-93
BRUCKER, Earle, 1952	KELLY, Pat, 2007, '18	ROUSH, Edd, 1938
CARDENAL, Jose, 1993, 2002-03	KIMM, Bruce, 1984-88	RUHLE, Vern, 2005-06
CHAMBLISS, Chris, 2004-06	KING, Clyde, 1959	SCHERGER, George, 1970-78, '83-86
CHAPMAN, Ben, 1952	KLUSZEWSKI, Ted, 1970-78, '83	SEWELL, Luke, 1949
CLYMER, Bill, 1925	KNIGHT, Ray, 1993-95, 2002-03	SHEEHAN, Tom, 1935-37
COLLINS, Dave, 1999-2000	LAND, Grover, 1925-28	SHEPARD, Larry, 1970-78
COTHAM, Caleb, 2019-20	LATHAM, Arlie, 1900	SHORE, Ray, 1963-67
CRABTREE, Estel, 1943-44	LEFEBVRE, Jim, 2002	SHOTTON, Burt, 1934
CUCCINELLO, Tony, 1949-51	LETT, Jim, 1986-89, '96	SIEVERS, Roy, 1966
DARWIN, Danny, 2018	LITWHILER, Danny, 1951	SISLER, Dick, 1961-64
DEAL, Cot, 1959-60	LOBERT, Hans, 1943-44	SMITH, Hal, 1968-69
DeMARS, Billy, 1985-87	LOCKMAN, Whitey, 1960	SMITH, Steve, 2014
DeSHIELDS, Delino, 2019-21	LONG, Don, 2014-18	SPARKS, Joe, 1984
DENT, Bucky, 2006-07	LOPEZ, Juan, 2008-13	SPEIER, Chris, 2008-13
DOOLAN, Mickey, 1930-32	MATHER, Joe, 2020-21	STEFANSKI, Mike, 2004-18
DORAN, Billy, 2001	MANCUSO, Gus, 1950	TEMPLE, Johnny, 1964
DOUGLAS, Otis, 1961-62	MAY, Lee, 1988-89	TINSLEY, Lee, 2014-15
DUARTE, José, 2019-21	McCORMICK, Frank, 1956-57	TUNNELL, Lee, 2006, 2019-21
DUNLOP, Harry, 1979-82, 1998-2000	McLAREN, John, 1992	TURNER, Jim, 1961-65
DYKES, Jimmy, 1955-58	McRAE, Hal, 1995-96	VALENTINE, Bobby, 1993
EBERT, Derrin, 2018	MENKE, Denis, 1997-2000	VALLES, Rolando, 2019-21
ECKER, Donnie, 2019	MILEY, Dave, 1993	WALKER, Gee, 1946
ENS, Jewell, 1933, '41	MILLS, Buster, 1953	WALLACE, Bobby, 1926, '28
FERRICK, Tom, 1954-58	MOORE, Jackie, 1990-92	WARD, Turner, 2019
FISCHER, Bill, 1979-83	MOSES, John, 2005	WHISENANT, Pete, 1961-62
FOLI, Tim, 2001-03	MOSES, Wally, 1959-60	WHISLER, Randy, 2004-05
GARRISON, Ford, 1953	NARRON, Jerry, 2004-05	WIETELMANN, Whitey, 1966-67
GOWDY, Hank, 1938-42, '45-46	NIXON, Russ, 1976-82	WILLIAMS, Otto, 1930
GRAMMAS, Alex, 1970-75, '78	OCEAK, Frank, 1965	WILLIAMS, Stan, 1984, 1990-91
GREENWELL, Mike, 2001	OESTER, Ron, 1993, 1997-2001	WILSON, Jim, 1939-40, '44-46
GRIFFEY, Sr., Ken, 1997-2001	ORTEGON, Ronnie, 2013	WINGO, Ivy, 1928-29, '36
GULLETT, Don, 1993-2005	OTERO, Reggie, 1959-65	YOUNGBLOOD, Joel, 1994-97
HADDIX, Harvey, 1969	PAGE, Phil, 1947-52	ZINTER, Alan, 2020-21
HARDER, Mel, 1966-68	PEITZ, Heinie, 1912, '16	
HATCHER, Billy, 2006-18	PÉREZ, Cristian, 2019-21	
HEILMANN, Harry, 1932	PEREZ, Tony, 1987-92	
HELMS, Tommy, 1983-89	PERLOZZO, Sam, 1990-92	

ALL-TIME ROSTER, 1876-1900

 From the formation of the National League in 1876 to 1900, **222 players** appeared with the Reds in at least 1 game.

A (1)

ADDY, Bob, 2B/SS/3B/OF, 1877

B (17)

 BAILEY, King, P, 1895
 BALDWIN, Kid, C, 1885-90
 BARNES, Ross, SS, 1879
 BARRETT, Jimmy, OF, 1899-1900, 1906
 BEARD, Ollie, SS, 1889-90
 BECKLEY, Jake, 1B, 1897-1903
 BERKELBACK, Frank, OF, 1884
 BICKHAM, Dan, P, 1886
 BLANK, Fred, P, 1894
 BLIGH, Ned, C/OF, 1888
 BOOTH, Amos, C/SS/3B/P, 1876-77, '80
 BOYLE, Jack, C, 1886
 BREITENSTEIN, Ted, P/OF, 1897-1900
 BROWN, Stub, P, 1897
 BROWNING, Pete, OF, 1891-92
 BURKE, Eddie, OF, 1892, '95-97
 BURKE, Mike, SS, 1879

C (21)

 CANAVAN, Jim, OF, 1893-94
 CARPENTER, Hick, 3B, 1880, '82-89
 CARUTHERS, Bob, OF, 1893
 CHAMBERLAIN, Icebox, P, 1892-94
 CLACK, Bobby, OF/2B, 1876
 CLAPP, John, C, 1880
 CLARK, Bob, C, 1891
 CLINGMAN, Billy, SS, 1890
 CLINTON, Jim, OF, 1885
 COLEMAN, Percy, P, 1898
 COMISKEY, Charlie, 1B, 1892-94
 CONOVER, Ted, P, 1889
 CORCORAN, Tommy, SS, 1897-1906
 CORKHILL, Pop, OF, 1883-88, '91
 CRANE, Cannonball, P, 1891
 CRAWFORD, Sam, OF, 1899-1902
 CRONIN, Jack, P, 1899
 CROSS, Lem, P, 1893-94
 CUMMINGS, Candy, P, 1877
 CURTIS, Ervin Duane, OF, 1891
 CUTHBERT, Ned, OF, 1877

D (12)

 DAMMAN, Bill, P, 1897-99
 DARBY, George, P, 1893
 DAUB, Dan, P, 1892
 DAVIS, Wiley, P, 1896
 DEAGLE, Ren, P/SS/OF, 1883-84
 DEAN, Dory, P, 1876
 DICKERSON, Buttercup, OF, 1878-79
 DOLAN, John, P, 1890
 DOWSE, Tom, C, 1892
 DUFFEE, Charlie, OF, 1893
 DURYEA, Jesse, P, 1889-92
 DWYER, Frank, P, 1892-99

E (4)

 EARLE, Billy, C, 1889
 EHRET, Red, P, 1896-97
 ELBERFIELD, Kid, SS/3B, 1899
 EWING, Buck, 1B, 1895-97

F (11)

 FENNELLY, Frank, SS, 1884-88
 FIELD, Sam, C/2B, 1876
 FISHER, Chauncey, P, 1894, '96
 FISHER, Cherokee, P, 1876
 FLYNN, Carney, P, 1894
 FOLEY, Will, 3B, 1876-77, '79
 FOREMAN, Brownie, P, 1896
 FOREMAN, Frank, P, 1890, '95-96
 FOURNIER, Henry, P, 1894

 FRISK, Emil, P, 1899
 FULMER, Chuck, SS, 1882-84

G (7)

 GASTRIGHT, Hank, P, 1896
 GEER, Billy, SS, 1878
 GENINS, Frank, SS/3B/OF, 1892
 GERHARDT, Joe, 2B, 1878-79
 GOAR, Jot, P, 1898
 GOULD, Charlie, 1B, 1876-77
 GREY, Bill, C/INF/OF, 1895-96

H (17)

 HAHN, Noodles, P/1B/OF, 1899-1905
 HALLIGAN, Jocko, OF, 1891-92
 HALLINAN, Jimmy, 2B, 1877
 HARRINGTON, Jerry, C, 1890-92
 HASTINGS, Scott, C, 1877
 HAWLEY, Pink, P, 1898-99
 HEMMING, George, P, 1892
 HENRY, George, OF, 1893
 HICKS, Nat, C, 1877
 HILL, Bill, P, 1898
 HOGAN, Marty, OF, 1894
 HOGRIEVER, George, OF, 1895
 HOLLIDAY, Bug, OF, 1889-98
 HOOVER, Buster, OF, 1892
 HOTALING, Pete, OF, 1879
 HOUTZ, Lefty, OF, 1899
 HOY, Dummy, OF, 1894-97, 1902

I (3)

 INKS, Bert, P, 1896
 IRWIN, Bill, P, 1886
 IRWIN, Charlie, 3B, 1896-1901

J (2)

 JONES, Bumpus, P, 1892-93
 JONES, Charley, OF, 1876-78, '83-87

K (10)

 KAHOE, Mike, C, 1895, 1899-1901
 KAPPEL, Heinie, INF/OF, 1887-88
 KEENAN, Jim, C, 1885-91
 KELLY, King, OF/C/3B, 1878-79
 KEMMLER, Rudy, C/OF, 1882
 KESSLER, Henry, SS, 1876-77
 KING, Silver, P, 1893
 KNAUSS, Frank, P, 1892
 KNIGHT, Joe, OF, 1890
 KUEHNE, Bill, 3B/2B, 1892

L (4)

 LATHAM, Arlie, 3B, 1890-95
 LEONARD, Andy, SS/3B, 1880
 LEWIS, Fred, OF, 1886
 LUFF, Henry, 1B, 1882

M (33)

 MACULLAR, Jimmy, OF, 1882-83
 MAGNER, John, OF, 1879
 MAHONEY, Dan, C, 1892
 MANNING, Jack, OF/SS, 1877, '80
 MANSELL, Mike, OF, 1880
 MANSELL, Tom, OF, 1884
 MARR, Lefty, OF/3B, 1886, '90-91
 MASKREY, Leech, 3B/OF, 1886
 MASSEY, Bill, 1B, 1894
 MATHEWS, Bobby, P, 1877
 McBRIDE, Algie, OF, 1898-1901
 McCAFFREY, Harry, P, 1885
 McCARTHY, Jack, OF, 1893-94
 McCORMICK, Harry, P/OF, 1882-83
 McFARLAND, Herrm, OF, 1898
 McGILL, Willie, P, 1892

 McGINNIS, Jumbo, P, 1887
 McGUIRE, Murray, P, 1894
 McKEON, Larry, P, 1885-86
 McPHEE, Bid, 2B, 1882-99
 McVEY, Cal, 1B/3B, 1878-79
 MEAKIM, George, P, 1892
 MERRITT, Bill, C, 1894-95
 MEYERLE, Levi, SS/2B, 1877
 MILLER, Dusty, OF, 1895-99
 MILLER, George, C, 1877, '84
 MITCHELL, Bobby, P, 1877-78
 MOTZ, Frank, 1B, 1893-94
 MOUNTJOY, Billy, P, 1883-85
 MULLANE, Tony, P, 1886-93
 MURPHY, Connie, C, 1893-94
 MURPHY, Joe, P, 1886
 MURPHY, Morgan, C, 1892-95

N (2)

 NEAGLE, Jack, P/OF, 1879
 NICOL, Hugh, OF, 1887-90

O (2)

 O'CONNOR, Jack, C, 1887-88
 O'NEIL, Tip, OF, 1892

P (13)

 PARROTT, Tom, P/INF/OF, 1893-95
 PARSONS, John, OF, 1884
 PECHINEY, George, P, 1885-86
 PEITZ, Heinie, C/2B, 1896-1904
 PEOPLES, Jimmy, P/C/INF/OF, 1884-85
 PETTY, Charlie, P, 1889
 PFANN, Bill, P, 1894
 PHILLIPS, Bill, P, 1895, 1899-1903
 PIERSON, Dave, P/C/INF/OF, 1876
 PIKE, Lip, OF, 1877-78
 POWELL, Abner, OF, 1886
 POWERS, Phil, C, 1882-85
 PURCELL, Blondie, OF/P, 1879-80

Q (0)
R (11)

 RADBOURN, Old Hoss, P, 1891
 REARDON, Jeremiah, P, 1886
 REDMOND, Billy, SS, 1877
 REEDER, Icicle, OF, 1884
 REILLEY, Charlie, C, 1880
 REILLY, Long John, 1B, 1880, '83-91
 RETTGER, George, P, 1892
 RHINES, Billy, P, 1890-92, '95-97
 RICHMOND, Lee, P/OF, 1886
 RITCHEY, Claude, SS, 1897
 RYAN, Johnny, OF, 1877

S (27)

 SAY, Lou, SS, 1880
 SCHRIVER, Pop, C, 1897
 SELBACH, Kip, OF, 1899
 SERAD, Billy, P, 1887-88
 SEYBOLD, Socks, OF, 1899
 SHALLIX, Gus, P, 1884-85
 SHEA, Mike, P, 1887
 SLATTERY, Mike, OF, 1891
 SMITH, Elmer E., P/OF, 1886-89, '98-1900
 SMITH, Germany, SS, 1891-96
 SMITH, Harry, C, 1877
 SMITH, Jud, 3B, 1893
 SMITH, Pop, 2B, 1880
 SMITH, Rex, P, 1886
 SNYDER, Pop, C, 1882-86
 SNYDER, Redleg, OF, 1876
 SOMMER, Joe, OF, 1880, '82-83

 SPIES, Harry, C, 1895
 STEARNS, Ecky, 1B, 1882
 STEINFELDT, Harry, 3B/2B, 1898-1905
 STENZEL, Jake, OF, 1899
 STEPHENS, Ben, P, 1892
 STEPHENS, Clarence, P, 1886, '91
 SULLIVAN, Chub, 1B, 1877-78
 SULLIVAN, Mike, P, 1892-93
 SWEASY, Charlie, 2B, 1876
 SYLVESTER, Lou, OF, 1886

T (6)

 TANNEHILL, Jesse, P, 1894, 1911
 TAYLOR, Jack, P, 1899
 TEBEAU, White Wings, OF, 1887-89
 THOMPSON, Tug, OF, 1882
 TIERNEY, Bill, 1B, 1882
 TRAFFLEY, Bill, C, 1883

U (1)

ULRICH, George, OF, 1893

V (2)

 VAUGHN, Farmer, C, 1886, '92-99
 VIAU, Lee, P, 1888-90

W (16)

 WARD, Piggy, OF, 1893
 WATSON, Mother, P, 1887
 WEICHE, Podge, OF, 1883
 WEIHC, Curt, OF, 1892
 WEST, Buck, OF, 1884
 WEYHING, John, P, 1888
 WHEELER, Harry, OF, 1879-80, '82
 WHITE, Deacon, C, 1878-80
 WHITE, Will, P, 1878-80, '82-86
 WHITROCK, Bill, P, 1894
 WIDNER, Wild Bill, P, 1887
 WILLIAMS, Dale, P, 1876
 WOOD, Bob, C, 1898-1900
 WOOD, George, OF, 1892
 WOULFE, Jimmy, 3B/OF, 1884
 WRIGHT, Sam, SS, 1880

X, Y, Z (0)
MANAGERS (14)

 ADDY, Bob, 1877
 CAYLOR, Ollie, 1885-86
 CLAPP, John, 1880
 COMISKEY, Charlie, 1892-94
 EWING, Buck, 1895-99
 GOULD, Charlie, 1876
 LOFTUS, Tom, 1890-91
 MANNING, Jack, 1877
 McVEY, Cal, 1878-79
 PIKE, Lip, 1877
 SCHMELZ, Gus, 1887-89
 SNYDER, Pop, 1882-83, '84
 WHITE, Deacon, 1879
 WHITE, Will, 1884

ALL-TIME ROSTER SINCE 1900

Since 1900, 1,902 players appeared in at least 1 game with the Reds

A (62)

ABAD, Andy, 1B/OF, 2006
 ABERNATHY, Ted, P, 1967-68
 ABRAMS, Cal, OF, 1952
 ABRAMS, George, P, 1923
 ABREU, Joe, INF, 1942
 ACEVEDO, Jose, P, 2001-04
 ACKER, Tom, P, 1956-59
 ADAMS, Bobby, INF, 1946-55
 ADAMS, Karl, P, 1914
 ADAMS, Sparky, INF, 1933-34
 ADCOCK, Joe, INF/OF, 1950-52
 ADCOCK, Nate, P, 2015
 ADKINS, Jon, P, 2008
 AFENIR, Troy, C, 1992
 ADLEMAN, Tim, P, 2016-17
 AFFELDT, Jeremy, P, 2008
 AKIYAMA, Shogo, OF, 2020-21
 ALANIZ, R.J., P, 2019, '21
 ALCALA, Santo, P, 1976-77
 ALCANTARA, Arismendy, IF/OF, 2017
 ALENO, Chuck, INF, 1941-44
 ALLEN, Bob, INF, 1900
 ALLEN, Ethan, OF, 1926-30
 ALLEN, Nick, C, 1918-20
 ALMANZAR, Carlos, P, 2002
 ALMEIDA, Rafael, INF, 1911-13
 ALONSO, Yonder, INF, 2010-11
 ALTIZER, Dave, INF, 1910-11
 ANTONTE, Tejay, P, 2020-21
 ALVAREZ, Rogelio, INF, 1960, '62
 AMES, Red, P, 1913-15
 AMOR, Vincente, P, 1957
 ANDERSON, Harry, INF/OF, 1960-61
 ANDERSON, Jimmy, P, 2003
 ANDERSON, Mike, P, 1993
 ANDERSON, Wingo, P, 1910
 ANDREWS, Nate, P, 1946
 ANTHONY, Eric, OF/INF, 1995-96
 APPLETON, Pete, P, 1927-28
 AQUINO, Aristides, OF, 2018-21
 ARCHER, Jimmy, C, 1918
 ARMBRISTER, Ed, OF, 1973-77
 ARMSTRONG, Jack, P, 1988-91
 ARNOVICH, Morrie, OF, 1940
 ARREDONDO, Jose, P, 2011-12
 ARRIGO, Gerry, P, 1965-69
 ARROYO, Bronson, P, 2006-13, '17
 ARROYO, Luis, P, 1959
 ASBJORNSON, Asby, C, 1931-32
 ASH, Ken, P, 1928-30
 ASTIN, Barrett, P, 2017
 ATCHLEY, Justin, P, 2001
 AUERBACH, Rick, INF, 1977-80
 AURILIA, Rich, INF, 2005-06
 AUSTIN, Jeff, P, 2003
 AUTRY, Chick, OF, 1907, '09
 AVERY, Steve, P, 1999
 AVREA, Jim, P, 1950
 AXELROD, Dylan, P, 2014-15
 AYALA, Bobby, P, 1992-93
 AYBUE, Manny, P, 2000
 AZCAR, Joe, C, 1960

B (190)

BACZEWSKI, Fred, P, 1953-55
 BADENHOP, Burke, P, 2015
 BAGBY, Jim, P, 1912
 BAILEY, Bob, INF/OF, 1976-77

BAILEY, Ed, C, 1953-61
 BAILEY, Homer, P, 2007-18
 BAILEY, Jim, P, 1959
 BAIR, Doug, P, 1978-81
 BAKER, Bill, C, 1940-41
 BAKER, Ernie, P, 1905
 BAKO, Paul, C, 2008
 BALCENA, Bobby, OF, 1956
 BALDSCHEIN, Jack, P, 1966-67
 BALDWIN, Frank, C, 1953
 BALE, John, P, 2003
 BALENTI, Mike, INF, 1911
 BALENTIEN, Wladimir, OF, 2009
 BALESTER, Collin, P, 2015
 BANEY, Dick, P, 1973-74
 BANKHEAD, Scott, P, 1992
 BARKER, Kevin, INF, 2009
 BARNES, Junie, P, 1934
 BARNES, Skeeter, INF, 1983-84, '89
 BARNHART, Tucker, C, 2014-21
 BARRANCA, German, INF, 1981-82
 BARRERO (Garcia), Jose, IF, 2020-21
 BARRETT, Jimmy, OF, 1899-1900, '06
 BARRETT, Red, P, 1937-40
 BARRY, Shad, INF/OF, 1905-06
 BARTEE, Kimera, OF, 2000
 BARTON, Bob, C, 1973
 BATES, Billy, INF, 1990
 BATES, Johnny, OF, 1911-14
 BATTS, Matt, C, 1955-56
 BAUER, Trevor, P, 2019-20
 BAUMER, Jim, INF, 1961
 BAUMHOLTZ, Frank, OF, 1947-49
 BAY, Harry, OF, 1901-02
 BAYLESS, Dick, OF, 1908
 BEALL, Johnny, OF, 1915-16
 BEAUCHAMP, Jim, INF/OF, 1968-69
 BECK, Clyde, INF, 1931
 BECK, Erve, OF, 1902
 BECK, Fred, OF, 1911
 BECK, Walter, P, 1945
 BECKER, Beals, OF, 1913
 BECKLEY, Jake, P/INF, 1897-03
 BECKMAN, Jim, P, 1927-28
 BEDROSIAN, Cam, P, 2021
 BEEBE, Fred, P, 1910
 BEELER, Jodie, INF, 1944
 BEGGS, Joe, P, 1940-44, '46-47
 BEGLY, Jim, INF, 1924
 BEHNEY, Mel, P, 1970
 BELCHER, Tim, P, 1992-93
 BELINDA, Stan, P, 1997-99
 BELINSKY, Bo, P, 1970
 BELISLE, Matt, P, 2003-08
 BELK, Tim, INF, 1996
 BELL, Buddy, INF, 1985-88
 BELL, Gus, OF, 1953-61
 BELL, Mike, INF, 2000
 BELL, Rob, P, 2000-01
 BELL, Trevor, P, 2014
 BELLHORN, Mark, INF, 2007
 BENAVIDES, Freddie, INF, 1991-92
 BENCH, Johnny, C/INF, 1967-83
 BENGE, Ray, P, 1938
 BENTON, Larry, P, 1930-34
 BENTON, Rube, P, 1910-15, '23-25
 BENZINGER, Todd, INF, 1989-91
 BERE, Jason, P, 1998-99
 BERENYI, Bruce, P, 1980-84

BERGEN, Bill, C, 1901-03
 BERGER, Wally, OF, 1938-40
 BERGHAMMER, Marty, INF, 1913-14
 BERGOLLA, William, INF, 2005
 BERNADINA, Roger, OF, 2014
 BERROA, Geronimo, OF, 1992
 BERRYHILL, Damon, C, 1995
 BESCHER, Bob, OF, 1908-13
 BETTS, Hal, C, 1913
 BEVAN, Hal, C, 1961
 BICHETTE, Dante, OF, 2000
 BIDDLE, Jesse, P, 2020
 BIEMILLER, Harry, P, 1925
 BITTNER, Larry, INF/OF, 1981-82
 BILARDELLO, Dann, C, 1983-85
 BILKO, Steve, INF, 1958
 BILLINGHAM, Jack, P, 1972-77
 BIRTSAS, Tim, P, 1988-90
 BLACK, Joe, P, 1955-56
 BLACKBURN, Earl, C, 1912-13
 BLACKBURN, Jim, P, 1948, '51
 BLACKBURN, Lena, INF, 1918
 BLACKWELL, Ewell, P, 1942, '46-52
 BLAIR, Paul, OF, 1979
 BLAKE, Ed, P, 1951-53
 BLAKELY, Lind, OF, 1934
 BLANDINO, Alex, INF, 2018-19, '21
 BLANKENSHIP, Cliff, INF, 1905
 BLASINGAME, Don, INF, 1961-63
 BLATERIC, Steve, P, 1971
 BLOODWORTH, Jimmy, INF, 1949-50
 BLOOMQUIST, Willie, OF, 2010
 BLOTT, Jack, C, 1924
 BLUEGE, Otto, INF, 1932-33
 BLUEJACKET, Jim, P, 1916
 BOEHMER, Len, INF, 1967
 BOESCH, Brennan, OF, 2015
 BOHNE, Sammy, INF, 1921-26
 BOLGER, Jim, OF, 1950-51, '54
 BOLTON, Tom, P, 1992
 BONES, Ricky, P, 1997
 BONG, Jung Keun, P, 2004
 BONGIOVANNI, Nino, OF, 1938-39
 BONHAM, Bill, P, 1978-80
 BONILLA, Lisalberto, P, 2017
 BOOKER, Chris, P, 2005
 BOONE, Aaron, INF, 1997-2003
 BOONE, Bret, INF, 1994-98
 BORBON, Pedro, P, 1970-79
 BORDAGARAY, Frenchy, OF, 1939
 BORKOWSKI, Bob, OF, 1952-55
 BOROS, Steve, INF, 1964-65
 BOSSER, Mel, P, 1945
 BOTTOMLEY, Jim, INF, 1933-35
 BOURGEOIS, Jason, OF, 2014-15
 BOWMAN, Joe, P, 1945
 BOWMAN, Matt, P, 2019
 BOYD, Ray, P, 1911
 BRACH, Brad, P, 2021
 BRADFORD, Buddy, OF, 1971
 BRADLEY, Archie, P, 2020
 BRADLEY, Scott, C, 1992
 BRADY, Neal, P, 1925
 BRAGG, Darren, OF, 2004
 BRAGGS, Glenn, OF, 1990-92
 BRAIN, Dave, OF, 1908
 BRANSON, Jeff, INF, 1992-97
 BRANTLEY, Jeff, P, 1994-97
 BRANYAN, Russell, INF/OF, 2002-03

BRAY, Angel, OF, 1970-71
 BRAY, Bill, P, 2006-08, '10-12
 BREEDEEN, Dan, C, 1969
 BREITENSTEIN, Ted, P/OF, 1897-1900
 BRENNAN, Don, P, 1934-37
 BRENTON, Lynn, P, 1920-21
 BRESSLER, Rube, P/INF/OF, 1917-27
 BREWSTER, Charlie, INF, 1943
 BRICE, Austin, P, 2017-18
 BRIDGES, Marshall, P, 1960-61
 BRIDGES, Rocky, INF, 1953-57
 BRIDWELL, Al, INF, 1905
 BRIGHT, Harry, INF, 1963
 BRITTAIN, Gus, C, 1937
 BROSNAN, Jim, P, 1959-63
 BROVIA, Joe, OF, 1955
 BROWER, Jim, P, 2001-02
 BROWN, Cury, P, 1915
 BROWN, Jumbo, P, 1937
 BROWN, Keith, P, 1988, '90-92
 BROWN, Marty, INF, 1988-89
 BROWN, Mordecai, P, 1913
 BROWN, Scott, P, 1981
 BROWNING, Tom, P, 1984-94
 BROXTON, Jonathan, P, 2012-14
 BRUGGY, George, C, 1925
 BRUMFIELD, Jacob, OF, 1992-94
 BRUCE, Jay, OF, 2008-16
 BUCHANAN, Bob, P, 1985
 BUCHANAN, Jake, P, 2017
 BUOZINSKI, Mark, OF, 2003
 BURBA, Dave, P, 1995-97
 BURGESS, Smoky, C, 1955-58
 BURPO, George, C, 1948-49
 BURNS, Bill, P, 1910-11
 BURNS, George, OF, 1922-24
 BURNS, Joe, OF, 1910
 BURNS, Mike, P, 2006
 BURNSIDE, Sheldon, P, 1980
 BURPO, George, P, 1946
 BURTON, Jared, P, 2007-11
 BUSH, Guy, P, 1945
 BUSHELLMAN, Jack, P, 1909
 BUSHING, Chris, P, 1993
 BUTERA, Sal, C, 1986-87
 BYERLY, Bud, P, 1950-52
 BYRD, Marlon, OF, 2015
 BYRD, Sammy, OF, 1935-36

C (144)

CABRERA, Asdrubal, INF, 2021
 CABRERA, Jolbert, INF/OF, 2008
 CABRERA, Orlando, SS, 2010
 CABRERA, Ramon, C, 2015-16
 CADARET, Greg, P, 1993
 CAIRO, Miguel, INF, 2010-12
 CALDWELL, Mike, P, 1977
 CALLAGHAN, Marty, OF, 1928, '30
 CALLAHAN, Ray, P, 1915
 CAMERON, Mike, OF, 1999
 CAMPBELL, Archie, P, 1930
 CAMPBELL, Billy, P, 1907-09
 CAMPBELL, Gilly, C, 1935-37
 CANTU, Jorge, INF, 2007
 CANTWELL, Tom, P, 2009-10
 CAPILLA, Doug, P, 1977-79
 CARBO, Bernie, OF, 1969-72
 CARDENAS, Leo, INF, 1960-68
 CARMAN, Don, P, 1991

CARMICHAEL, Chet, P, 1909
 CARR, Charlie, INF, 1906
 CARRARA, Giovanni, P, 1996-97
 CARRASCO, Hector, P, 1994-97
 CARROLL, Clay, P, 1968-75
 CARROLL, Owen, P, 1930-32
 CARROLL, Tom, P, 1974-75
 CARTER, Arnold, P, 1944-45
 CARTER, Howard, INF, 1926
 CASALI, Curt, C, 2018-20
 CASCARELLA, Joe, P, 1937-38
 CASE, Charlie, P, 1901
 CASEY, Sean, 1B, 1998-2005
 CASTELLANOS, Nick, OF, 2020-21
 CASTILLO, Luis, P, 2017-21
 CASTILLO, Wilkin, C/OF/INF, 2008-09
 CASTLETON, Roy, P, 1909-10
 CASTRO, Juan, INF, 2000-04, '06-08
 CATO, Keefe, P, 1983-84
 CAVENEY, Ike, INF, 1922-25
 CEDENO, Cesar, OF, 1982-85
 CERROS, Juan, P, 2003
 CESSA, Luis, P, 2021
 CHACIN, Alejandro, P, 2017
 CHACON, Elio, INF, 1960-61
 CHAMBLEE, Jim, INF, 2003
 CHANEY, Darrel, INF, 1969-75
 CHAPMAN, Aroldis, P, 2010-15
 CHAPMAN, Calvin, INF, 1935-36
 CHAPMAN, Harry, C, 1913
 CHAPPELLE, Bill, P, 1909
 CHARLES, Chappy, INF, 1909-10
 CHARLTON, Norm, P, 1988-92, 2000
 CHASE, Hal, INF, 1916-18
 CHECH, Charlie, P, 1905-06
 CHEN, Bruce, P, 2002
 CHOO, Shin-Soo, OF, 2013
 CHOZEN, Harry, C, 1937
 CHRISTENSEN, Walter, OF, 1926-27
 CHRISTIANI, Nick, P, 2013-14
 CHRISTMAS, Steve, C, 1983
 CHURCH, Bubba, P, 1952-53
 CIRGRANI, Tony, P, 2012-17
 CLARK, Brady, OF, 2001-02
 CLARK, Jermaine, OF, 2004
 CLARKE, Al, P, 1921
 CLARKE, Tommy, C, 1909-17
 CLAUSSEN, Brandon, P, 2004-06
 CLAY, Dain, OF, 1943-46
 CLAYTON, Royce, INF, 2006
 CLINE, Ty, OF, 1970-71
 CLONINGER, Tony, P, 1968-71
 COAKLEY, Andy, P, 1907-08
 COATES, Jim, P, 1963
 COATS, Buck, OF, 2007
 COCHRAN, Al, P, 1915
 COFFEY, Todd, P, 2005-08
 COKER, Jim, C, 1964-67
 COLEMAN, Gordy, INF, 1960-67
 COLEMAN, Vince, OF, 1996
 COLES, Chuck, OF, 1958
 COLES, Damell, INF, 1992
 COLLINS, Dave, OF, 1978-81, '87-89
 COLLUM, Jackie, P, 1953-55
 COLÓN, Christian, INF, 2019-20
 COMBE, Geoff, P, 1980-81
 COMOROSKY, Adam, OF, 1934-35
 COMPTON, Jack, P, 1911
 CONCEPCION, Dave, INF, 1970-88
 CONINE, Jeff, INF, 2007
 CONLEY, Jim, P, 1918
 CONTRERAS, Carlos, P, 2014-15
 COOK, Cliff, INF, 1959-62
 COOKE, Dusty, OF, 1938
 COOKE, Steve, P, 1998

COOPER, Walker, C, 1949-50
 CORBITT, Claude, INF, 1946, 48-49
 CORCINO, Daniel, P, 2014
 CORCORAN, Mickey, INF, 1910
 CORCORAN, Tommy, INF, 1897-1906
 CORDERO, Francisco, P, 2008-11
 CORMIER, Rheel, P, 2006-07
 CORRALES, Pat, C, 1968-72
 CORRELL, Vic, C, 1978-80
 COSTANZO, Mike, INF, 2012
 COSTO, Tim, INF/OF, 1992-93
 COTHAM, Caleb, P, 2016
 COUCH, Johnny, P, 1922-23
 COULSON, Bob, OF, 1908
 COUMBE, Fritz, P, 1920-21
 COURTRIGHT, John, P, 1995
 COULTELANGUS, Jon, P, 2007
 COVESLSKI, Harry, P, 1910
 COZART, Zack, SS, 2011-17
 CRABTREE, Estel, OF, 1929, '31-32, 43-44

CRAFT, Harry, OF, 1937-42
 CRAIG, Roger, P, 1965
 CRAMER, Bill, P, 1912
 CRANE, Sam, INF, 1920-21
 CRAWFORD, Pat, INF, 1930
 CRAWFORD, Sam, OF, 1899-1902
 CREGAN, Pete, OF, 1903
 CRESS, Walker, P, 1948-49
 CRISCOLLA, Tony, OF, 1944
 CRITZ, Hughie, INF, 1924-30
 CROCKETT, Kyle, P, 2018
 CROMER, D.T., INF, 2000-01
 CROMPTON, Ned, OF, 1910
 CROSBY, Ed, INF, 1973
 CROUCH, Jack, C, 1933
 CROWE, George, INF, 1956-58
 CROWELL, Jim, P, 1997
 CROWLEY, Terry, INF/OF, 1974-75
 CRUZ, Enrique, INF, 2007
 CRUZ, Hector, OF, 1979-80
 CRUZ, Jacob, 1B/OF, 2004-05
 CRUZ, Tony, C, 2018
 CUCCINELLO, Tony, INF, 1930-31
 CUELLAR, Mike, P, 1959
 CUETO, Johnny, P, 2008-15
 CUETO, Manuel, C, 1917-19
 CULLOP, Nick, OF, 1930-31
 CULVER, George, P, 1968-69
 CURRIE, Clarence, P, 1902
 CUYLER, Kiki, OF, 1935-37

D (104)

DALE, Gene, P, 1915-16
 DALEY, Tom, OF, 1908
 DALY, Tom, INF, 1903
 DANIELS, Bert, OF, 1914
 DANIELS, Kal, OF, 1986-89
 DARCY, Pat, P, 1974-76
 DASSO, Frank, P, 1945-46
 DAUBERT, Jake, INF, 1919-24
 DAUGHERTY, Jack, OF/INF, 1993
 DAVENPORT, Dave, P, 1914
 DAVIDSON, Matt, INF/DH, 2020
 DAVIDSON, Ted, P, 1965-68
 DAVIS, Eric, OF, 1984-91, '96
 DAVIS, Frank, P, 1912
 DAVIS, George, OF, 1937-38
 DAVIS, Lance, P, 2001
 DAVIS, Lefty, OF, 1907
 DAVIS, Rookie, P, 2017
 DAVIS, Roy, P, 1936-39
 DAVIS, Spud, C, 1937-38
 DAWKINS, Gookie, INF, 1999-2000, '02
 DAY, Clyde, P, 1926

DEAL, John, INF, 1906
 De JESUS JR., Ivan, INF, 2015-16
 De La CRUZ, Tommy, P, 1944
 De La HOZ, Mike, INF, 1969
 De LEÓN, José, P, 2020-21
 De Los SANTOS, Abel, P, 2016
 DeARMOND, Charlie, INF, 1903
 DeFREITES, Arturo, INF, 1978-79
 DEISEL, Pat, C, 1903
 DEJAN, Mike, OF, 1940
 DELAHANTY, Jim, INF, 1906
 DEL ROSARIO, Emerico, P, 2010
 DELABAR, Steve, P, 2016
 DeLUCIA, Rich, P, 1994
 DEMPSTER, Ryan, P, 2002-03
 DENNICK, Ryan, P, 2014
 DENNY, John, P, 1986
 DENORFIA, Chris, OF, 2005-06
 DePHILLIPS, Tony, C, 1943
 DERRICK, Claud, INF, 1914
 DERRINGER, Paul, P, 1933-42
 DeSHIELDS, Delino, OF, 2021
 DeSCLAFANI, Anthony, P, 2015-16, '18-20
 DESSENS, Elmer, P, 2000-02
 DEVORE, Josh, OF, 1913
 DIAZ, Bo, C, 1985-89
 DIAZ, Dayan, P, 2016
 DIAZ, Jumbo, P, 2014-16
 DIBBLE, Rob, P, 1988-93
 DIBUT, Pedro, P, 1924-25
 DICKERSON, Chris, OF, 2008-10
 DICKSON, Jim, P, 1964
 DIETRICH, Derek, INF, 2019
 DIMAGGIO, Vince, OF, 1939-40
 DIXON, Brandon, INF/OF, 2018
 DIXON, Leo, C, 1929
 DOAK, Bill, P, 1912
 DOBBS, John, OF, 1901-02
 DOBERNIC, Jess, P, 1949
 DODGE, John, INF, 1913
 DOLAN, Al, INF, 1909
 DOLAN, Pat, OF, 1903-05
 DOMINGUEZ, Chris, INF/OF, 2015
 DONALDS, Ed, P, 1912
 DONLIN, Mike, OF, 1902-04
 DONOHUE, Pete, P, 1921-30
 DOON, Red, C, 1915
 DOOLITTLE, Sean, P, 2021
 DORAN, Bill, INF, 1990-92
 DORNER, Gus, P, 1906
 DORSETT, Brian, C, 1993-94
 DOSCHER, Jack, P, 1908
 DOTTERER, Dutch, C, 1957-60
 DOUGLAS, Phil, P, 1914-15
 DOUGLASS, Astyanax, C, 1921, '25
 DOUTHIT, Taylor, OF, 1931-33
 DOWNEY, Tom, INF, 1909-11
 DOYLE, Jim, INF, 1910
 DOYLE, Judd, P, 1910
 DRABOWSKY, Moe, P, 1962
 DRESSEN, Chuck, INF, 1925-31
 DREWS, Karl, P, 1954
 DRIESEN, Dan, INF, 1973-84
 DROPO, Walt, INF, 1958-59
 DRUHOT, Carl, P, 1906
 DUBUC, Jean, P, 1908-09
 DUFFALO, Jim, P, 1965
 DUFFY, Frank, INF, 1970-71
 DUKE, Zach, P, 2013, '19
 DUMATRAIT, Phil, P, 2007
 DUMOULIN, Dan, P, 1977-78
 DUNCAN, Mariano, INF, 1989-91, '95
 DUNCAN, Pat, OF, 1919-24
 DUNN, Adam, OF, 2001-08

DURBIN, Kid, OF, 1909
 DUREN, Ryne, P, 1964
 DURHAM, Leon, INF, 1988
 DURNBAGH, Bobby, INF, 1957
 DUROCHER, Leo, INF, 1930-33
 DUVAL, Adam, OF, 2015-18
 DWYER, Joe, OF, 1937
 DYCK, Jim, OF, 1956

E (37)

EASTWICK, Rawly, P, 1974-77
 ECKERT, Al, P, 1930-31
 EDELEN, Joe, P, 1981-82
 EDMONDS, Jim, 1B/OF, 2010
 EDWARDS, Bruce, C, 1956
 EDWARDS, Hank, OF, 1951-52
 EDWARDS, Jim, P, 1928
 EDWARDS, Johnny, C, 1961-67
 EDWARDS, Sherman, P, 1934
 EGAN, Dick, INF, 1908-13
 EHRHARDT, Ruben, P, 1929
 EISCHEN, Joey, P, 1997
 EISENHART, Jake, P, 1944
 ELLAM, Roy, INF, 1909
 ELLER, Hod, P, 1917-21
 ELLIOTT, Claude, P, 1904
 ELLIS, Sammy, P, 1962, '64-67
 ELLISON, Jason, OF, 2007
 ELMORE, Jake, INF/OF, 2014
 EMMER, Frank, INF, 1916, '26
 ENCARNACION, Edwin, INF, 2005-09
 ENCARNACION, Juan, OF, 2002
 ENGL, Joe, P, 1917
 ENGLISH, Charlie, INF, 1937
 ENNIS, Del, OF, 1959
 ERAUTT, Eddie, P, 1947-51, '53
 ERICKSON, Hank, C, 1935
 ERVIN, Phillip, OF, 1907-20
 ERWIN, Tex, C, 1914
 ESASKY, Nick, INF/OF, 1983-88
 ESCALERA, Nino, INF/OF, 1954
 ESMOND, Jimmy, INF, 1911-12
 ESPY, Cecil, OF, 1993
 ESSICK, Bill, P, 1906-07
 ESTES, Shawn, P, 2002
 ETHERTON, Seth, P, 2003
 EWING, Bob, P, 1902-09

F (69)

FAHRER, Pete, P, 1914
 FANOVIICH, Frank, P, 1949
 FARMER, Kyle, INF/C, 2019-21
 FARRELL, Luke, P, 2017
 FAUSETT, Buck, INF, 1944
 FEDEROWICZ, Tim, C, 2018
 FELDMAN, Scott, P, 2017
 FELIZ, Michael, P, 2021
 FERGUSON, Bob, P, 1944
 FERNANDEZ, Jared, P, 1901-02
 FERNANDEZ, Osvaldo, P, 2000-01
 FERNANDEZ, Tony, INF, 1994
 FERRARA, Al, OF, 1971
 FIALA, Neil, INF, 1981
 FILIPOWICZ, Steve, OF, 1948
 FINNEGAN, Brandon, P, 2015-18
 FISCHER, Hank, P, 1966
 FISHER, Bob, INF, 1916
 FISHER, Carlos, P, 2009-11
 FISHER, Jack, P, 1969
 FISHER, Maury, P, 1955
 FISHER, Ray, P, 1919-20
 FITTERTY, Paul, P, 1914
 FITZGERALD, Raymond, PH, 1931
 FLAGGER, Wally, INF, 1945
 FLETCHER, Sam, P, 1912

FLOOD, Curt, OF, 1956-57
 FLORO, Dylan, P, 2018
 FLOWERS, Jake, INF, 1934
 FLYNN, Doug, INF, 1975-77
 FOGG, Josh, P, 2008
 FOHL, Lee, C, 1903
 FOLLES, Hank, C, 1953, '62-63
 FOLEY, Tom, INF, 1983-85
 FONDY, Dee, INF/OF, 1958
 FONSECA, Lew, INF, 1921-24
 FORD, Hod, INF, 1926-31
 FORDYCE, Brook, C, 1996-98
 FORTUGNO, Tim, P, 1994
 FOSTER, George, OF, 1971-81
 FOSTER, Steve, P, 1991-94
 FOWLER, Art, P, 1954-57
 FOWLER, Joe, INF, 1923-25
 FOX, Bill, INF, 1901
 FOX, Howie, P, 1944-46, '48-51
 FRANCIS, Jeff, P, 2014
 FRANCISCO, Juan, INF, 2009-11
 FRANCO, John, P, 1984-89
 FRANCONA, Terry, INF/OF, 1987
 FRANK, Mike, OF, 1998
 FRANKLIN, Ryan, P, 2006
 FRASER, Chick, P, 1906
 FRAZIER, Joe, OF, 1956
 FRAZIER, Todd, INF, 2011-15
 FREED, Roger, INF, 1974
 FREEMAN, Hershell, P, 1955-58
 FREEMAN, Justin, P, 2013
 FREEMAN, Mike, INF, 2021
 FREEL, Ryan, INF/OF, 2003-08
 FREESE, Gene, INF, 1961-63
 FREITAS, Tony, P, 1934-36
 FREY, Benny, P, 1929-36
 FREY, Lonny, INF, 1938-43, '46
 FRIDLEY, Jim, OF, 1958
 FRIEDL, T.J., OF, 2021
 FRILL, John, P, 1912
 FROMME, Art, P, 1909-13
 FRYMAN, Woodie, P, 1977
 FULMER, Carson, P, 2021

G (102)

GAGLIANO, Phil, INF, 1973-74
 GAINES, Joe, OF, 1960-62
 GALAN, Augie, OF, 1947-48
 GALATZER, Milt, INF, 1939
 GALE, Rich, P, 1983
 GALLARDO, Yovani, P, 2018
 GALVIS, Freddy, INF, 2019-20
 GAMBLE, Lee, OF, 1935, '38-40
 GANT, Ron, OF, 1995
 GANZEL, John, INF, 1907-08
 GARCÍA, Edgar, P, 2021
 GARCIA, Guillermo, C, 1998
 GARCIA, Leo, OF, 1987-88
 GARRETT, Amir, P, 2017-21
 GARRETT, Greg, P, 1971
 GASPAR, Harry, P, 1909-12
 GAUSMAN, Kevin, P, 2019
 GEARY, Bob, P, 1921
 GEHRMAN, Paul, P, 1937
 GEIER, Phil, OF, 1900
 GELBERT, Charley, INF, 1937
 GENNETT, Scooter, INF, 2017-19
 GEORGE, Lefty, P, 1915
 GERMANO, Justin, P, 2006
 GERNER, Ed, P, 1919
 GERNERT, Dick, INF, 1961
 GERONIMO, Cesar, OF, 1972-80
 GETZ, Gus, INF, 1917
 GIBBON, Joe, P, 1971-72
 GIBRALTER, Steve, OF, 1995-96

GILBERT, Buddy, OF, 1959
 GILBERT, Wally, INF, 1932
 GILL, Haddie, P, 1923
 GIL, Jerry, INF/OF, 2007
 GILLESPIE, John, P, 1922
 GIVENS, Mychal, P, 2021
 GLAUBER, Keith, P, 1998, 2000
 GLEESON, Jim, OF, 1941-42
 GLENDON, Martin, P, 1902
 GLOCKSON, Norm, C, 1914
 GOLDSTEIN, Lonnie, INF, 1943, '46
 GOMES, Jonny, OF, 2009-11
 GONDER, Jesse, C, 1962-63
 GONZALEZ, Alex, INF, 2007, '09
 GONZALEZ, Mike, C, 1914
 GONZALEZ, Raul, OF, 2001-02
 GONZALEZ, Tony, OF, 1960
 GOOCH, Johnny, C, 1929-30
 GOODMAN, Ival, OF, 1935-42
 GOODWIN, Brian, OF, 2020
 GOODWIN, Curtis, OF, 1996-97
 GOODWIN, Marv, P, 1925
 GORBOUS, Glen, OF, 1955
 GORDON, Keith, OF, 1993
 GOSLING, Mike, P, 2006-07
 GOSSELIN, Phil, INF, 2018
 GOUDEAU, Austin, P, 2021
 GRACE, Mike, INF, 1978
 GRAHAM, Frank, INF, 1914
 GRAMMAS, Alex, INF, 1956-58
 GRANGER, Wayne, P, 1969-71
 GRANT, Eddie, INF, 1911-13
 GRANTHAM, George, INF, 1932-33
 GRATEROL, Juan, C, 2019
 GRAVES, Danny, P, 1997-2005
 GRAY, Jeff, P, 1988
 GRAY, Sonny, P, 2019-21
 GREEN, Gary, INF, 1992
 GREEN, Gene, C, 1963
 GREENE, Rick, P, 1999
 GREENE, Willie, INF, 1992-98
 GREENGRASS, Jim, OF, 1952-55
 GREGG, Kevin, P, 2015
 GREGG, Tommy, OF, 1993
 GREGORY, Didi, INF, 2012
 GREGORY, Frank, P, 1912
 GRIFFEY SR., Ken, OF, 1973-81, '88-90
 GRIFFEY JR., Ken, OF, 2000-08
 GRIFFIN, Mike, P, 1989
 GRIFFIN, Pat, P, 1914
 GRIFFITH, Clark, P, 1909
 GRIFFITH, Tommy, OF, 1915-18
 GRIM, Bob, P, 1960
 GRIMSLEY, Ross, P, 1971-73
 GRISSOM, Lee, P, 1934-39
 GROH, Heinie, INF, 1913-21
 GROSS, Don, P, 1955-57
 GROSS, Kip, P, 1990-91
 GROTT, Matt, P, 1995
 GUARDADO, Eddie, P, 2006-07
 GUADAT, Marv, P, 1929
 GUERRERO, Gabriel, OF, 2018
 GUERRERO, Wilton, INF, 2001-02
 GUESE, Whitey, P, 1901
 GUILLEN, Jose, OF, 2002-03
 GUIDA, Witt, P, 1940
 GULLEN, Brad, C, 1984
 GULLETT, Don, P, 1970-76
 GULLICKSON, Bill, P, 1986-87
 GUMBERT, Harry, P, 1944, '46-49
 GUTIERREZ, Vladimir, P, 2021
 GUZMAN, Juan, RHP, 1999

H (148)

HAAS, Bert, INF/OF, 1942-43, '46-47
 HABERER, Emil, C/INF, 1901, '03, '09
 HACKER, Warren, P, 1957
 HADDIX, Harvey, P, 1958
 HAFEY, Bud, OF, 1939
 HAFEY, Chick, OF, 1932-35, '37
 HAFFORD, Leo, P, 1906
 HAGUE, Joe, INF/OF, 1972-73
 HAHN, Noodles, P, 1899-1905
 HAINES, Jesse, P, 1918
 HAIRSTON JR., Jerry, IF/OF, 2008-09
 HALL, Charley, P, 1906-07
 HALL, Josh, P, 2003
 HALL, Tom, P, 1972-75
 HALLAHAN, Bill, P, 1936-37
 HAMILTON, Billy, OF, 2013-18
 HAMILTON, Joey, P, 2001-03
 HAMILTON, Josh, OF, 2007
 HAMMOND, Chris, P, 1990-92, 2006
 HAMMONDS, Jeffrey, OF, 1998-99
 HANCOCK, Josh, P, 2004-05
 HAND, Donovan, P, 2015
 HANDLEY, Lee, INF, 1936
 HANIGAN, Ryan, C, 2007-13
 HANNAHAN, Jack, INF, 2013-14
 HANSON, Erik, P, 1994
 HARANG, Aaron, P, 2003-10
 HARGRAVE, Bubbles, C, 1921-28
 HARLEY, Dick, OF, 1900-01
 HARMON, Chuck, INF/OF, 1954-56
 HARNISCH, Pete, P, 1998-01
 HARPER, George, OF, 1922-24
 HARPER, Jack, P, 1903-06
 HARPER, Tommy, OF, 1962-67
 HARRINGTON, Andy, P, 1913
 HARRIS, Bill, P, 1923-24
 HARRIS, Brendan, INF, 2006
 HARRIS, Greg, P, 1982-83
 HARRIS, Lenny, INF, 1988-89, '94-98
 HARRIS, Willie, INF/OF, 2012
 HARRIST, Earl, P, 1945
 HARTER, Frank, P, 1912-13
 HARTSEL, Topsy, OF, 1900
 HARVEY, Matt, P, 2018
 HATCHER, Billy, OF, 1990-92
 HATFIELD, Fred, INF, 1958
 HATTEBERG, Scott, 1B, 2006-08
 HATTON, Grady, INF, 1946-54
 HAUGSTAD, Phil, P, 1952
 HAYDEN, Gene, P, 1958
 HAYES, Ben, P, 1982-83
 HAYES, Drew, P, 2016
 HAYNES, Jimmy, P, 2002-04
 HAZLE, Bob, OF, 1955
 HEATH, Mickey, INF, 1931-32
 HEATHCOTE, Cliff, OF, 1931-32
 HEILMAN, Chick, INF, 1901
 HEILMANN, Harry, OF, 1930, '32
 HEINEMAN, Scott, OF, 2021
 HEISEY, Chris, OF, 2010-14
 HEISMAN, Crese, P, 1901-02
 HELMS, Tommy, INF, 1964-71
 HEMBREE, Heath, P, 2021
 HEMSLEY, Rollie, C, 1933, '42
 HENDERSON, Joe, P, 1976-77
 HENDERSON, Ken, OF, 1978-79
 HENDRICK, Harvey, INF, 1931-32
 HENDRIX, Ryan, P, 2021
 HENRICH, Bobby, INF, 1957-59
 HENRY, Bill, P, 1960-65
 HENRY, Dwayne, P, 1992-93
 HERBERT, Ernie, P, 1913
 HEREDIA, Felix, P, 2003
 HERGET, Jimmy, P, 2019

HERMAN, Babe, OF, 1932, '35-36
 HERMIDA, Jeremy, OF, 2011
 HERNANDEZ, Ariel, P, 2017
 HERNANDEZ, Cesar, OF, 1992-93
 HERNANDEZ, David, P, 2018-19
 HERNANDEZ, Ramon, C, 2009-11
 HERNANDEZ, Xavier, P, 1995-96
 HERRERA, Daniel Ray, P, 2008-10
 HERRERA, Dilson, INF/OF, 2018
 HERRERA, Rosell, INF/OF, 2018
 HERRMANN, LeRoy, P, 1935
 HERSHBERGER, Willard, C, 1938-40
 HERZOG, Buck, INF, 1914-16
 HETKI, John, P, 1945-48, '50
 HEUSSER, Ed, P, 1943-46
 HIGH, Andy, INF, 1932-33
 HILCHER, Whitey, P, 1931-32, '35-36
 HILL, Milton, P, 1991-93
 HILLER, Frank, P, 1952
 HILLMAN, Dave, P, 1962
 HINCHMAN, Bill, OF, 1905-06
 HINTON, Rich, P, 1976
 HITT, Roy, P, 1907
 HOAK, Don, INF, 1957-58
 HOBBS, Bill, INF, 1913, '16
 HOBLITZELL, Dick, INF, 1908-14
 HOCK, Ed, OF, 1923-24
 HOERNER, Joe, P, 1977
 HOFFMAN, Guy, P, 1987
 HOFFMAN, Jeff, 2021
 HOGAN, Kenny, OF, 1921
 HOLBERT, Aaron, INF, 2005
 HOLCOMBE, Ken, P, 1948
 HOLDEN, Bill, OF, 1914
 HOLKE, Walter, INF, 1925
 HOLLAND, Mul, P, 1926
 HOLLANDSWORTH, Todd, OF, 2006
 HOLLINGSWORTH, Al, P, 1935-38
 HOLMBERG, David, P, 2014-15
 HOLT, Tyler, OF, 2015-16
 HOOK, Jay, P, 1957-61
 HOOKER, Cy, P, 1902-03
 HOOPER, Bob, P, 1955
 HOOVER, J.J., P, 2012-16
 HOPPER, Norris, OF, 2006-08
 HORSEY, Hanson, P, 1912
 HORST, Jeremy, P, 2011
 HOUSE, Frank, C, 1960
 HOUSEHOLDER, Paul, OF, 1980-84
 HOWARD, Thomas, OF, 1993-96
 HOWELL, Dixie, C, 1949-52
 HOWELL, Jay, P, 1980
 HOWELL, Millard, P, 1949
 HOY, Dummy, OF, 1894-97, 1902
 HUDEK, John, P, 1998-99
 HUDGENS, Jimmy, INF, 1925-26
 HUDSON, Luke, P, 2002, '04-05
 HUGGINS, Miller, INF, 1904-09
 HUGHES, Jared, P, 2018-19
 HUGHES, Keith, OF, 1993
 HUGHES, Tommy, P, 1948
 HUHN, Emil, C, 1916-17
 HULSWITT, Rudy, INF, 1908
 HUME, Tom, P, 1977-85, '87
 HUMMEL, Tim, INF, 2003-04
 HUMPHRIES, Bert, P, 1911-12
 HUNT, Ken, P, 1961
 HUNTER, Brian R., INF/OF, 1994-95
 HUNTER, Brian L., OF, 2000
 HUNTER, Ed, INF, 1933
 HURDLE, Clint, OF, 1982
 HURLEY, Jerry, C, 1901
 HUTCHINGS, Johnny, P, 1940-41
 HUTTON, Mark, P, 1998

I (7)

IGLESIAS, Jose, SS, 2019
 IGLESIAS, Raisal, P, 2015-20
 INDIA, Jonathan, INF, 2021
 INGERSOLL, Bob, P, 1914
 IRIBARREN, Hernan, INF/OF, 2016
 IRWIN, Charlie, OF, 1896-1901
 IZTURIS, Cesar, INF, 2013

J (50)

JABLONSKI, Ray, INF, 1955-56
 JACKSON, Al, P, 1969
 JACKSON, Damian, INF, 1997-98
 JACKSON, Danny, P, 1988-90
 JACKSON, Mike, P, 1995
 JACOBS, Art, P, 1939
 JACOBUS, Larry, P, 1918
 JAMES, Charlie, OF, 1965
 JANISH, Paul, INF, 2008-11
 JANKOWSKI, Travis, OF, 2020
 JANSEN, Larry, P, 1956
 JARVIS, Kevin, P, 1994-97
 JAVIER, Julian, INF, 1972
 JAY, Joey, P, 1961-66
 JEFFCOAT, Hal, P, 1956-59
 JEFFERSON, Reggie, INF, 1991
 JEFFERSON, Stan, OF, 1991
 JENNINGS, Robin, OF, 2001
 JIMENEZ, D'Angelo, INF, 2003-05
 JOHNS, Ollie, P, 1905
 JOHNSON, Alex, OF, 1968-69
 JOHNSON, Bob, INF, 1968
 JOHNSON, Brian, C, 1999
 JOHNSON, Darrell, C, 1961-62
 JOHNSON, Deron, INF, 1964-67
 JOHNSON, George "Chief", P, 1913-14
 JOHNSON, Hank, P, 1939
 JOHNSON, Jason, P, 2006
 JOHNSON, Ken, P, 1961
 JOHNSON, Si, P, 1928-36
 JOHNSON, Syl, P, 1934
 JOHNSTON, Doc, INF, 1909
 JONES, Chris, OF, 1991
 JONES, Jeff, INF/OF, 1983
 JONES, Mack, OF, 1968
 JONES, Nate, P, 2020
 JONES, Sherman, P, 1961
 JONES, Todd, P, 2004
 JONES, Tracy, OF, 1986-88
 JONES, Willie, INF, 1959-61
 JOOST, Eddie, INF, 1936-37, '39-42
 JORDAN, Buck, INF, 1937-38
 JORDAN, Niles, P, 1952
 JORDAN, Ricardo, P, 1998
 JORGENSEN, Pinky, OF, 1937
 JORGENSEN, Ryan, C, 2007
 JUDE, Frank, OF, 1906
 JUDSON, Howie, P, 1953-54
 JUST, Joe, C, 1944-45
 JULUL, Herb, P, 1911

K (74)

KAHOE, Mike, C, 1895, 1899-1901
 KAISER, Jeff, P, 1993
 KAMPOURIS, Alex, INF, 1934-38
 KANE, John, OF, 1907-08
 KARGER, Ed, P, 1909
 KASKO, Eddie, INF, 1959-63
 KATZ, Bob, P, 1944
 KAZAK, Eddie, INF, 1952
 KEARNS, Austin, OF, 2002-06
 KECK, Frank, P, 1922-23
 KEEFE, Bob, P, 1911-12
 KEISLER, Randy, P, 2005
 KELLEHER, Frank, OF, 1942-43

KELLEY, Joe, INF/OF, 1902-06
 KELLY, Kenny, OF, 2005
 KELLNER, Alex, P, 1958
 KELLOGG, Bill, INF, 1914
 KELLUM, Win, P, 1904
 KELLY, Bob, P, 1953, '58
 KELLY, George, INF, 1927-30
 KELLY, Kenny, OF, 2005
 KELLY, Mike, OF, 1996-97
 KELLY, Roberto, OF, 1993-94
 KELS0, Bill, P, 1968
 KEMNER, Dutch, P, 1929
 KEMP, Matt, OF, 2019
 KENNEDY, Bill, P, 1956-57
 KENNEDY, Junior, INF, 1974, '78-81
 KENNEDY, Vern, P, 1945
 KEOUGH, Marty, INF/OF, 1962-65
 KEPPIINGER, Jeff, INF/OF, 2007-08
 KERN, Jim, P, 1982
 KERWIN, Dan, OF, 1903
 KESSINGER, Keith, INF, 1993
 KIESCHNICK, Brooks, INF/OF, 2000
 KILLFERF, Red, OF, 1914-16
 KIM, Sun-Woo, P, 2006
 KIMMICK, Wally, INF, 1921-23
 KING, Clyde, P, 1953
 KING, Hal, C, 1973-74
 KIPPERT, Ed, OF, 1914
 KIRBY, Clay, P, 1974-75
 KIVLEHAN, Patrick, INF/OF, 2016-17
 KLAUS, Bob, INF, 1964
 KLEE, Ollie, OF, 1925
 KLEINHANS, Ted, P, 1934, '37-38
 KLING, Johnny, C, 1913
 KLINGENBECK, Scott, P, 1998
 KLIPPSTEIN, John, P, 1955-58, '62
 KLUSZEWSKI, Ted, INF, 1947-57
 KNETZER, Elmer, P, 1916-17
 KNICELY, Alan, C, 1983-85
 KNIGHT, Ray, INF, 1974, '77-81
 KNISELY, Pete, OF, 1912
 KOELLING, Brian, INF, 1993
 KOENIG, Mark, INF, 1934
 KOESTNER, Elmer, P, 1914
 KOLP, Ray, P, 1927-34
 KONERKO, Paul, INF, 1998
 KONNICK, Mike, C/INF, 1909-10
 KONSTANTY, Jim, P, 1944
 KOPF, Larry, INF, 1916-17, '19-21
 KOSCO, Andy, OF, 1973-74
 KOSMAN, Mike, INF, 1944
 KOY, Ernie, OF, 1941-42
 KRAUSE, Charles, INF, 1901
 KRENCHICKI, Wayne, INF, 1982-85
 KRESS, Charlie, INF, 1947, '49
 KRIVDA, Rick, P, 1998
 KROON, Marc, P, 1998
 KRUGER, Art, OF, 1907
 KRUEGER, Ernie, C, 1925
 KUHNEL, Joel, P, 2019-20
 KYLE, Andy, OF, 1912

L (83)

LaCOSS, Mike, P, 1978-81
 LAKEMAN, Al, C, 1942-47
 LAMANN0, Ray, C, 1941-42, '46-48
 LaMARRE, Ryan, OF, 2015
 LAMB, John, P, 2015-16
 LAMBERT, Clay, P, 1946-47
 LAMER, Pete, C, 1907
 LANDESTOY, Rafael, INF, 1981-83
 LANDRITH, Hobie, C, 1950-55
 LANDRUM, Bill, P, 1986-87, '93
 LANE, Jerry, P, 1954-55
 LANG, Don, INF, 1938

LaPALME, Paul, P, 1956
 LARKIN, Andy, P, 2000
 LARKIN, Barry, INF, 1986-2004
 LARKIN, Stephen, INF, 1998
 LARSON, Brandon, INF, 2001-04
 LaROSS, Harry, OF, 1914
 LaRUE, Jason, C, 1999-2006
 LATOS, Mat, P, 2012-14
 LAVARNWAY, Ryan, C, 2019
 LAWING, Garland, OF, 1946
 LAWLESS, Tom, INF, 1982, '84
 LAWRENCE, Brooks, P, 1956-60
 LAYANA, Tim, P, 1990-91
 LEACH, Tommy, OF, 1915
 LEAKE, Mike, P, 2010-15
 LEAR, King, P, 1914-15
 LEARY, Frank, P, 1907
 LEARY, Tim, P, 1989
 LeCURE, Sam, P, 2010-15
 LEE, Bob, P, 1967-68
 LEE, Cliff, OF, 1924
 LEE, Terry, INF, 1990-91
 LEHR, Justin, P, 2009
 LEIBRANDT, Charlie, P, 1979-82
 LERCHEN, George, OF, 1953
 LESLEY, Brad, P, 1982-84
 LEWIS, Darren, OF, 1995
 LEWIS, Fred, OF, 2011
 LEWIS, Mark, INF, 1995, 1999-2000
 LEWIS, Richie, P, 1997
 LIBKE, Al, OF, 1945-46
 LIDLE, Cory, P, 2004
 LILLQUIST, Derek, P, 1996
 LINCOLN, Mike, P, 2008-10
 LINDSEY, Jim, P, 1934
 LIPON, Johnny, INF, 1954
 LISENBEE, Hod, P, 1945
 LITWHLER, Danny, OF, 1948-51
 LIVELY, Bud, P, 1947-49
 LIVINGOOD, Wes, P, 1939
 LIVINGSTON, Bobby, P, 2007
 LIVINGSTON, Paddy, C, 1906
 LOBERT, Hans, INF, 1906-10
 LOCKE, Bobby, P, 1965
 LOCKLEAR, Gene, OF, 1973
 LOCKMAN, Whitey, INF, 1959-60
 LOGAN, Bob, P, 1941
 LOHR, Howard, OF, 1914
 LOHRMAN, Bill, P, 1944
 LOHSE, Kyle, P, 2006-07
 LOMBARDI, Ernie, C, 1932-41
 LOPEZ, Alejo, INF, 2021
 LOPEZ, Felipe, INF, 2003-06
 LOPEZ, Luis, INF, 2005
 LOPEZ, Pedro, INF, 2007
 LOPEZ, Raffy, C, 2016
 LORENZEN, Michael, P/OF, 2015-21
 LOUDEN, Baldy, INF, 1916
 LOWE, George, P, 1920
 LOWN, Turk, P, 1958
 LOWREY, Peanuts, OF, 1949-50
 LUCAS, Red, P, 1926-33
 LUDWICK, Ryan, OF, 2012-14
 LUEBBERS, Larry, P, 1993, 2000
 LUKON, Eddie, OF, 1941, '45-47
 LUM, Mike, OF, 1976-78
 LUQUE, Dolf, P, 1918-29
 LUTZ, Donald, OF, 2013-14
 LUTZ, Red, C, 1922
 LYNCH, Jerry, OF, 1957-63
 LYONS, Curt, P, 1996

M (168)

MABE, Bob, P, 1959
 MACHADO, Anderson, INF, 2004-05
 MacFAYDEN, Danny, P, 1935
 MacRAE, Scott, P, 2001
 MADISON, Scotti, INF, 1989
 MAGEE, Lee, INF, 1918
 MAGEE, Sherry, INF/OF, 1917-19
 MAGILL, Matt, P, 2016
 MAGOON, George, INF, 1901-03
 MAHLE, Tyler, P, 1917-21
 MAHLER, Rick, P, 1989-90
 MAHONEY, Dan, OF, 1911
 MAJEWSKI, Gary, P, 2006-08
 MALLOY, Bob, P, 1943-44, '46-47
 MALONEY, Billy, OF, 1902
 MALONEY, Jim, P, 1960-70
 MALONEY, Matt, P, 2009-11
 MANION, Clyde, C, 1932-34
 MANN, Les, OF, 1923
 MANUEL, Robert, P, 2009
 MANZANILLO, Josias, P, 2003
 MARKLE, Cliff, P, 1921-22
 MARQUARD, Rube, P, 1921
 MARQUIS, Bob, OF, 1953
 MARQUIS, Jason, P, 2015
 MARSANS, Armando, OF, 1911-14
 MARSHALL, Bill, INF, 1934
 MARSHALL, Max, OF, 1942-44
 MARSHALL, Sean, P, 2012-14
 MARSHALL, Willard, OF, 1952-53
 MARTIN, Barney, P, 1953
 MARTIN, Billy, INF, 1960
 MARTINEZ, Carmelo, INF/OF, 1991
 MARTINEZ, Dave, OF, 1992
 MARTINEZ, Pedro A., P, 1996-97
 MASHORE, Clyde, OF, 1969
 MASON, Del, P, 1906-07
 MASSET, Nick, P, 2008-11
 MATEO, Ruben, OF, 2002-03
 MATHEWSON, Christy, P, 1916
 MATTHEUS, Ryan, P, 2015
 MATTHEWS, Mike, P, 2004
 MATTICK, Bobby, INF, 1941-42
 MAY, Jackie, P, 1924-30
 MAY, Lee, INF, 1965-71
 MAYS, Carl, P, 1924-28
 MAYS, Joe, P, 2006
 McBETH, Marcus, P, 2007
 McBRIDE, Algje, OF, 1898-1901
 McCABE, Swat, OF, 1909-10
 McCARTHY, Bill, C, 1907
 McCARTHY, Tom, P, 1908
 McCLENDON, Lloyd, C/INF, 1987-88
 McClUSKEY, Harry, P, 1915
 McCool, Billy, P, 1964-68
 McCORMICK, Frank, INF, 1934, '37-45
 McCORMICK, Mike, OF, 1940-43, '46
 McCOSKY, Barney, OF, 1951
 McCracken, Quinton, OF, 2006
 McCURDY, Harry, INF, 1934
 McDONALD, Darnell, OF, 2009
 McDONALD, Tex, INF, 1912-13
 McELROY, Chuck, P, 1994-96
 McENANEY, Will, P, 1974-76
 McFADDEN, Barney, P, 1901
 McGAFFIGAN, Andy, P, 1984-85
 McGILVRAY, Bill, OF, 1908
 McGINN, Dan, P, 1968
 McGLOTHLIN, Jim, P, 1970-73
 McGRANER, Howard, P, 1912
 McGUIRE, Deck, P, 2017
 McGRUFF, Terry, C, 1987-90
 McIntire, Harry, P, 1913
 McKECHNIE, Bill, INF, 1916-17

McKENRY, Limb, P, 1915-16
 McLAUGHLIN, Kid, OF, 1914
 McLEAN, Larry, C, 1906-12
 McLISH, Cal, P, 1960
 McMANUS, Joe, P, 1913
 McMILLAN, Roy, INF, 1951-60
 McMILLAN, Tommy, INF, 1910
 McMULLEN, Hugh, C, 1929
 McQUAID, Herb, P, 1923
 McQUEEN, Mike, P, 1974
 McQUILLAN, George, P, 1911
 McQUINN, George, INF, 1936
 McRAE, Hal, INF/OF, 1968, '70-72
 McWEENEY, Doug, P, 1930
 MEADOWS, Rufe, P, 1926
 MEDEIROS, Ray, INF, 1945
 MEEKER, Roy, P, 1926
 MEEKS, Sammy, INF, 1949-51
 MEINKE, Bob, INF, 1910
 MEISTER, Karl, OF, 1913
 MEJIAS, Sam, OF, 1979-81
 MELE, Dutch, OF, 1937
 MELE, Sam, OF, 1955
 MELLA, Keury, P, 2017-19
 MELVILLE, Tim, P, 2016
 MENENDEZ, Tony, P, 1992
 MENKE, Denis, INF, 1972-73
 MERCADO, Hector, P, 2000-01
 MERCKER, Kent, P, 1997, 2003, '05-06, '08
 MERRINAT, Lloyd, OF, 1949-51, '54
 MERRITT, Jim, P, 1969-72
 MESNER, Steve, INF, 1943-45
 MESORACO, Devin, C, 2011-18
 MEUSEL, Bob, OF, 1930
 MEYER, Russ, P, 1956
 MICHALAK, Chris, P, 2006
 MIDKIFF, Ezra, INF, 1909
 MIKSYS, Eddie, INF, 1958
 MILEY, Wade, P, 2020-21
 MILLER, Bob, P, 1962
 MILLER, Corky, C, 2001-04, '09-10, '13
 MILLER, Doc, OF, 1914
 MILLER, Eddie, INF, 1936-37, '43-47
 MILLER, Ward, OF, 1909-10
 MILLIGAN, Randy, INF, 1993
 MILNER, Eddie, OF, 1980-86, '88
 MILTON, Eric, P, 2005-07
 MINAHAN, Cotton, P, 1907
 MINARCIN, Rudy, P, 1955
 MINUTELLI, Gino, P, 1990-91
 MITCHELL, Clarence, P, 1916-17
 MITCHELL, Keith, OF, 1996
 MITCHELL, Kevin, OF, 1993-94, '96
 MITCHELL, Mike, OF, 1907-12
 MITCHELL, Roy, P, 1918-19
 MODAK, Mike, P, 1945
 MOEHLER, Brian, P, 2002
 MOELLER, Chad, C, 2007
 MOLLWITZ, Fritz, INF, 1914-16
 MONTGOMERY, Jeff, P, 1987
 MOORE, Dee, C, 1936-37
 MOORE, Gene, Sr., P, 1912
 MOORE, Gene, Jr., OF, 1931
 MOORE, Johnny, OF, 1933-34
 MOORE, Marcus, P, 1996
 MOORE, Whitey, P, 1936-42
 MOOTY, Jake, P, 1936-37
 MORAN, Herbie, OF, 1914
 MOREJON, Dan, OF, 1958
 MORETA, Dauri, P, 2021
 MORGAN, Cy, P, 1913
 MORGAN, Joe, INF, 1972-79
 MORGAN, Mike, P, 1996-97
 MORIARTY, Bill, INF, 1909

MORRIS, A.J., P, 2016
 MORRIS, Hal, 1B, 1990-97, 1999-2000
 MORRISSEY, Jack, INF, 1902-03
 MORRISSEY, Jo-Jo, INF, 1932-33
 MOSCOT, Jon, P, 2015-16
 MOSELEY, Earl, P, 1916
 MOSER, Arnie, OF, 1937
 MOSKAU, Paul, P, 1977-81
 MOSS, Howie, INF/OF, 1946
 MOTTOLA, Chad, OF, 1996
 MOUSTAKAS, Mike, INF, 2020-21
 MOWREY, Mike, INF, 1905-09
 MUELLER, Ray, C, 1943-44, '46-49
 MURPHY, Dick, INF, 1954
 MURPHY, Rob, P, 1985-88
 MURRAY, Dale, P, 1977-78
 MYERS, Billy, INF, 1935-40
 MYERS, Hy, OF, 1925
 MYERS, Randy, P, 1990-91
 MYETTE, Aaron, P, 2004

N (36)

NAKTENIS, Pete, P, 1939
 NAPIER, Buddy, P, 1920-21
 NAQUIN, Tyler, OF, 2021
 NAVARRO, Dioner, C, 2012
 NEAGLE, Denny, P, 1999-2000
 NEAL, Charlie, INF, 1963
 NEALE, Greasy, OF, 1916-22, '24
 NEGRON, Kristopher, IF/OF, 2012, 2014-15
 NEHF, Art, P, 1926-27
 NELSON, Emmett, P, 1935-36
 NELSON, Red, P, 1913
 NELSON, Roger, P, 1973-74
 NEVEL, Ernie, P, 1953
 NEWCOMBE, Don, P, 1958-60
 NEWTON, Doc, P, 1900-01
 NICHOLS, Chet, P, 1964
 NIGHTING, Chris, P, 2001
 NIEHAUS, Al, INF, 1925
 NIEHOFF, Bert, INF, 1913-14
 NIEMES, Jack, P, 1943
 NIEVES, Melvin, OF, 1998
 NIGGELING, Johnny, P, 1939
 NITKOWSKI, C.J., P, 1995
 NIX, Laynce, OF, 2009-10
 NOCE, Paul, INF, 1990
 NOLAN, Gary, P, 1967-73, '75-77
 NOLAN, Joe, C, 1980-81
 NORIEGA, John, P, 1969-70
 NORMAN, Fred, P, 1973-79
 NORTEN, Hub, OF, 1911
 NORTHEY, Ron, OF, 1950
 NORTON, Phil, P, 2003-04
 NOTTEBART, Don, P, 1966-67
 NUNN, Howie, P, 1961-62
 NUNNALLY, Jon, OF, 1997-99
 NUXHALL, Joe, P, '44, 1952-60, '62-66

O (31)

OAKES, Rebel, OF, 1909
 O'BERRY, Mike, C, 1981-82
 O'BRIEN, Pete, INF, 1901
 OCHOA, Alex, OF, 2000-01
 ODWELL, Fred, OF, 1904-07
 OESTER, Ron, INF, 1978-90
 O'FARRELL, Bob, C, 1934
 OGDEN, Jack, P, 1931-32
 O'GRADY, Brian, IF/OF, 2019
 OHLENDORF, Ross, P, 2016
 OLDHAM, John, P, 1956
 OLIVER, Joe, C, 1989-94, '96-97
 OLMEDO, Ray, INF, 2003-06
 OLSON, Ivy, INF, 1915

ONDRUSEK, Logan, P, 2010-14
 O'NEILL, Mike, OF, 1907
 O'NEILL, Paul, OF, 1985-92
 O'NEILL, Peaches, C/INF, 1904
 ORTIZ, Ramon, P, 2005
 OSBURN, Pat, P, 1974
 OSICH, Josh, P, 2021
 OSTEEEN, Claude, P, 1957, '59-61
 OSTEEEN, Darrell, P, 1965-67
 O'TOOLE, Jeff, P, 1958-66
 O'TOOLE, Marty, P, 1908
 OUTLAW, Jimmy, INF, 1937-38
 OVERALL, Orval, P, 1905-06
 OWCHINKO, Bob, P, 1984
 OWENS, Eric, INF/OF, 1995-97
 OWENS, Jim, P, 1963
 OWINGS, Micah, P, 2008-10

P (90)

PACHECO, Jordan, INF/OF, 2016
 PACILLO, Pat, P, 1987-88
 PACKARD, Gene, P, 1912-13
 PADILLA, Juan, P, 2004
 PALYS, Stan, OF, 1955-56
 PAPPAS, Milt, P, 1966-68
 PARIS, Kelly, INF, 1983
 PARKER, Dave, OF, 1984-87
 PARKER, Doc, P, 1901
 PARRA, Manny, P, 2013-15
 PARRIS, Steve, P, 1998-2000
 PARTCH, Curtis, P, 2013-14
 PASCUAL, Camilo, P, 1969
 PASKERT, Dode, OF, 1907-10, '21
 PASTORE, Frank, P, 1979-85
 PATTERSON, Claire, OF, 1909
 PATTERSON, Corey, OF, 2008
 PAUL, Xavier, OF, 2012-13
 PAUXTIS, Si, C, 2019
 PAVLETICH, Don, C, 1957, '59, '62-68
 PAYTON, Mark, OF, 2020-21
 PEARCE, Ducky, C, 1908-09
 PEARCE, Jim, P, 1954-55
 PEARSON, Monte, P, 1941
 PEGUES, Steve, OF, 1994
 PEITZ, Heinie, C/INF, 1896-1904
 PELLAGRINI, Eddie, INF, 1952
 PENA, Brayon, C/1B, 2014-15
 PENA, Jose, P, 1969
 PENA, Orlando, P, 1958-60
 PENA, Willy Mo, OF, 2002-05
 PENDLETON, Jim, INF/OF, 1959
 PENDLETON, Terry, INF, 1997
 PENNINGTON, Brad, P, 1995
 PENNINGTON, Cliff, INF, 2018
 PERALTA, Wandy, P, 2016-19
 PERAZA, José, INF, 2016-19
 PÉREZ, Cionel, P, 2021
 PÉREZ, Eduardo, INF, 1996-98
 PEREZ, Miguel, C, 2005
 PÉREZ, Tony, INF, 1964-76, '84-86
 PERKOWSKI, Harry, P, 1947, '49-54
 PERRY, Pat, P, 1987-88
 PERRY, Scott, P, 1917
 PETAGINE, Roberto, INF, 1998
 PETERSON, Kent, P, 1944, '47-51
 PETOSKY, Ted, OF, 1934-35
 PETTYJOHN, Adam, P, 2008
 PHELAN, Art, INF, 1910, '12
 PHELPS, Ed, C, 1905-06
 PHILLIPS, Andy, INF, 2008
 PHILLIPS, Bill, P, 1895, 1899-1903
 PHILLIPS, Brandon, INF, 2006-16
 PHILLIPS, Damon, INF, 1942
 PHIPPS, Denis, OF, 2012
 PICINICH, Val, C, 1926-28

PICK, Eddie, OF, 1923-24
 PICKERING, Calvin, INF, 2001
 PICONE, Mario, P, 1954
 PIERSOLL, Chris, P, 2001
 PIET, Tony, INF, 1934-35
 PILLETTE, Herman, P, 1917
 PINEDA, Luis, P, 2002
 PINELLI, Babe, INF, 1922-27
 PINSON, Vada, OF, 1958-68
 PIPP, Wally, INF, 1926-28
 PITTINGER, Pinky, INF, 1927-29
 PLUMMER, Bill, C, 1970-77
 PODBIELAN, Bud, P, 1952-55, '57
 POLAND, Hugh, C, 1947-48
 POLIVKA, Ken, P, 1947
 POOL, Harlin, OF, 1934-35
 POOLE, Ed, P, 1902-03
 PORTUGAL, Mark, P, 1995-96
 POST, Wally, OF, 1949, '51-57, '60-63
 POWELL, Bill, P, 1913
 POWELL, Ross, P, 1993
 POWER, Ted, P, 1983-87, 1991
 POWERS, Johnny, OF, 1959
 PRAMESA, Johnny, C, 1949-51
 PRICE, Joe, P, 1980-86
 PRIEST, Eddie, P, 1998
 PROTHRO, Doc, INF, 1926
 PROUGH, Bill, P, 1912
 PUGH, Tim, P, 1992-96
 PUIG, Yasiel, OF, 2019
 PULEO, Charlie, P, 1983-84
 PURDY, Pid, OF, 1927-29
 PURKEY, Bob, P, 1958-64
 PYLE, Harlan, P, 1928

Q (5)

QUACKENBUSH, Kevin, P, 2018
 QUEEN, Mel, P/OF, 1964-69
 QUINN, Jack, P, 1933
 QUINN, Joe, INF, 1900
 QUIÑONES, Luis, INF, 1988-91

R (112)

RABE, Charlie, P, 1957-58
 RACKLEY, Marv, OF, 1950
 RAFFENSBERGER, Ken, P, 1947-54
 RAGAN, Pat, P, 1909
 RAINEY, Tanner, P, 2018
 RALEY, Brooks, P, 2020
 RAMIREZ, Elizardo, P, 2005-07
 RAMIREZ, J, C, P, 2016
 RAMIREZ, Ramon, P, 2008-09
 RAMOS, Chucho, OF, 1944
 RAMOS, Pedro, P, 1969
 RAMSDELL, Willie, P, 1950-51
 RANDA, Joe, INF, 2005
 RANDALL, Scott, P, 2003
 RARIDEN, Bill, C, 1919-20
 RASMUSSEN, Dennis, P, 1987-88
 RATH, Morrie, INF, 1919-20
 RAWLINGS, Johnny, INF, 1914
 REAGAN, Rip, P, 1903
 REARDON, Jeff, P, 1993
 REDMOND, Todd, P, 2012
 REDUS, Gary, OF, 1982-85
 REED, Cody, P, 2016-20
 REED, Jeff, C, 1988-92
 REED, Rick, P, 1995
 REESE, Pokey, INF, 1997-01
 REGAN, Mike, P, 1917-19
 REHG, Wally, OF, 1919
 REINEKE, Chad, P, 2011
 REITH, Brian, P, 2001, '03-04
 REITSMA, Chris, P, 2001-03
 REMLINGER, Mike, P, 1995-98

RENDA, Tony, INF, 2016
 RENTERIA, Edgar, INF, 2011
 RETTENMUND, Merv, OF, 1974-75
 REUSS, Jerry, P, 1987
 REYES, Dennis, P, 1998-2001
 REYES, Jesus, P, 2018
 REYNOLDS, Greg, P, 2013
 RHODES, Arthur, P, 2009-10
 RHODES, Charlie, P, 1908
 RIBANT, Dennis, P, 1969
 RICE, Harry, OF, 1933
 RICE, Len, C, 1944
 RICHAR, Danny, INF, 2008-09
 RICHARDS, Duane, P, 1960
 RICHARDSON, Jeff, INF, 1989
 RICHARDSON, Nolen, INF, 1938-39
 RICHMOND, Beryl, P, 1934
 RICKERT, Marv, OF, 1948
 RICONDA, Harry, INF, 1930
 RIDDLE, Elmer, P, 1939-45, '47
 RIDDLE, Johnny, C, 1941, '44-45
 RIDZIK, Steve, P, 1955
 RIEDLING, John, P, 2000-04
 RIGGS, Lew, INF, 1935-40
 RIJO, Jose, P, 1988-95, 2001-02
 RING, Jimmy, P, 1917-20
 RIPPLE, Jimmy, OF, 1940-41
 RITCHIE, Jay, P, 1968
 RIVERA, Ruben, OF, 2001
 RIXEY, Eppa, P, 1921-33
 RIZZO, Johnny, OF, 1940
 ROARK, Tanner, P, 2019
 ROBELLO, Tony, INF, 1933-34
 ROBERTS, Bip, INF/OF, 1992-93
 ROBERTSON, Dick, P, 1913
 ROBINSON, Derrick, OF, 2013
 ROBINSON, Floyd, OF, 1967
 ROBINSON, Frank, OF, 1956-65
 ROBINSON, Kerry, OF, 1999
 ROBINSON, Rabbit, INF, 1910
 ROBINSON, Ron, P, 1984-90
 RODGERS, Bill, INF, 1915-16
 RODRIGUEZ, Felix, P, 1997
 RODRIGUEZ, Frankie, P, 2001
 RODRIGUEZ, Henry, INF, 2012-13
 RODRIGUEZ, Rosario, P, 1989-90
 RODRIGUEZ, Yorman, OF, 2014
 ROENICKE, Josh, P, 2008-09
 ROENICKE, Ron, OF, 1988
 ROESLER, Mike, P, 1989
 ROETTGER, Wally, OF, 1931-33
 ROGGE, Clint, P, 1921
 ROJAS, Cookie, INF, 1962
 ROLEN, Scott, 3B, 2009-12
 ROMANO, Jason, OF, 2004-05
 ROMANO, Sal, P, 2017-21
 ROOMES, Rolando, OF, 1989-90
 ROPER, John, P, 1993-95
 ROSALES, Adam, INF, 2008-09
 ROSE, Pete, INF/OF, 1963-78, '84-86
 ROSE, Pete, Jr., INF, 1997
 ROSS, Cliff, P, 1954
 ROSS, Cody, OF, 2006
 ROSS, David, C, 2006-08
 ROSSI, Joe, C, 1952
 ROTH, Frank, C, 1909-10
 ROUSH, Edd, OF, 1916-26, '31
 ROWAN, Jack, P, 1908-10, '13-14
 ROWDON, Wade, INF, 1984-86
 ROBERTO, Sonny, C, 1972
 RUDDOLPH, Don, P, 1959
 RUETHER, Dutch, P, 1917-20
 RUFFIN, Johnny, P, 1993-96
 RUIZ, Chico, INF, 1964-69
 RUNNELLS, Tom, INF, 1985-86

RUSIE, Amos, P, 1901
 RUSKIN, Scott, P, 1992-93
 RUSSELL, Jeff, P, 1983-84
 RYAN, B.J., P, 1999
 RYAN, Connie, INF, 1950-51, '54

S (195)
 SAARLOOS, Kirk, P, 2007
 SABO, Chris, INF, 1988-93, '96
 SADLER, Donnie, INF, 2001
 SALKELD, Roger, P, 1996
 SALMON, Brad, P, 2007
 SALLEE, Slim, P, 1919-20
 SAMPSON, Keyvius, P, 2015-16
 SAMUEL, Juan, INF, 1993
 SANBERG, Gus, C, 1923-24
 SANCHEZ, Jesus, P, 2004
 SANCHEZ, Raul, P, 1957, '60
 SANDERS, Deion, OF, 1994-95, '97, 2001
 SANDERS, Reggie, OF, 1991-98
 SANDERS, Roy, P, 1917
 SANFORD, Mo, P, 1991
 SANMARTIN, Reiver, P, 2021
 SANTIAGO, Benito, C, 1995, 2000
 SANTIAGO, Ramon, INF, 2014
 SANTILLAN, Tony, P, 2021
 SANTO DOMINGO, Rafael, INF, 1979
 SANTOS, Victor, P, 2007
 SAPPELT, Dave, OF, 2011
 SARDINHA, Dane, C, 2003, '05
 SARMIENTO, Manny, P, 1976-79
 SAUER, Hank, OF, 1941-42, 45, '48-49
 SAUVE, Ted, OF, 1969
 SAVIDGE, Ralph, P, 1908-09
 SAVRANSKY, Moe, P, 1954
 SCANTLEBURY, Pat, P, 1956
 SCARSELLA, Les, INF, 1935-37, '39
 SCHAFFER, Jimmie, C, 1968
 SCHEBLER, Scott, OF, 2016-19
 SCHEFFING, Bob, C, 1950-51
 SCHEINBLUM, Richie, OF, 1973
 SCHERRER, Bill, P, 1982-84, '87
 SCHLEI, George, C, 1904-08
 SCHMIDT, Bob, C, 1961
 SCHMIDT, Willard, P, 1958-59
 SCHMITZ, Johnny, P, 1952
 SCHNEIDER, Pete, P, 1914-18
 SCHNELL, Karl, P, 1922-23
 SCHOENEWEIS, Scott, P, 2006
 SCHOTT, Gene, P, 1935-38
 SCHOUREK, Pete, P, 1994-97
 SCHREIBER, Barney, P, 1911
 SCHREIBER, Hank, INF, 1919
 SCHROCK, Max, INF, 2021
 SCHULMERICH, Wes, OF, 1934
 SCHULT, Art, INF/OF, 1956-57
 SCHULTZ, Howie, INF, 1948
 SCHULTZ, Joe, OF, 1925
 SCHULTZ, Mike, P, 1947
 SCHULZ, Al, P, 1916
 SCHUMAKER, Skip, INF/OF, 2014-15
 SCOTT, Dick, P, 1901
 SCOTT, Donnie, C, 1991
 SCOTT, Ed, P, 1900
 SCOTT, Everett, INF, 1926
 SCOTT, Jack, P, 1922
 SCUDDER, Scott, P, 1989-91
 SEAVER, Tom, P, 1977-82
 SEBRA, Bob, P, 1989
 SEBRING, Jimmy, OF, 1904-05
 SECORY, Frank, OF, 1942
 SEE, Charlie, OF, 1919-21
 SELBY, Bill, INF, 2001
 SELSKY, Steve, OF, 2016
 SEMINICK, Andy, C, 1952-55

SENZEL, Nick, OF, 2019-21
 SERAFINI, Danny, P, 2003
 SERVICE, Scott, P, 1993-94, '96-97
 SEVEREID, Hank, C, 1911-13
 SEXTON, Chris, INF, 2000
 SEYMOUR, Cy, OF, 1902-06
 SHACKELFORD, Brian, P, 2005-06
 SHACKELFORD, Kevin, P, 2017-18
 SHAMSKY, Art, OF, 1965-67
 SHANER, Wally, INF/OF, 1929
 SHAUTE, Joe, P, 1934
 SHAW, Jeff, P, 1996-98
 SHEAN, Dave, INF, 1917
 SHEKARD, Jimmy, OF, 1913
 SHEARN, Tom, P, 2007
 SHEEHAN, Tom, P, 1924-25
 SHEVLIN, Jimmy, INF, 1932, '34
 SHIRLEY, Bob, P, 1982
 SHIVER, Ivey, OF, 1934
 SHOFFNER, Milt, P, 1939-40
 SHOKES, Eddie, INF, 1941, '46
 SHORT, Bill, P, 1969
 SHORTEN, Chick, OF, 1924
 SHOUN, Clyde, C, 1942-44, '46-47
 SICKING, Eddie, INF, 1920
 SIEGLE, Johnny, OF, 1905-06
 SIERRA, Candy, P, 1988
 SIERRA, Ruben, OF, 1997
 SIGAFOOS, Frank, INF, 1931
 SILVA, Jose, P, 2002
 SILVERA, Al, OF, 1955-56
 SIMMONS, Al, OF, 1939
 SIMON, Alfredo, P, 2012-14, 2016
 SIMPSON, Allan, P, 2005
 SIMPSON, Dick, OF, 1966-67
 SIMPSON, Wayne, P, 1970-72
 SIMS, Lucas, P, 2018-21
 SINCOCK, Bert, P, 1908
 SIPEK, Dick, OF, 1945
 SISLER, Dave, P, 1962
 SISLER, Dick, OF, 1952
 SKAUGSTAD, Dave, P, 1957
 SKINNER, Bob, OF, 1963-64
 SLADE, Gordon, INF, 1934-35
 SLAGLE, Walt, P, 1910
 SMILEY, John, P, 1993-97
 SMITH, Bob, P, 1933
 SMITH, Chick, P, 1913
 SMITH, Elmer E, OF/P, 1886-89, 1898-1900
 SMITH, Elmer J., OF, 1925
 SMITH, Frank E., P, 1911-12
 SMITH, Frank T., P, 1950-54, '56
 SMITH, Fred, P, 1907
 SMITH, George, P, 1918
 SMITH, Hal, C, 1964
 SMITH, Harry, C, 1917-18
 SMITH, Jimmy, INF, 1919
 SMITH, Jordan, P, 2010-11
 SMITH, Josh, P, 2015-16
 SMITH, Lee, RHP, 1996
 SMITH, Mike, P, 1984-86
 SMITH, Milt, INF, 1955
 SMITH, Paul, OF, 1916
 SMITH, Pete, P, 1995
 SMITH, Willie, INF, 1971
 SMITHERMAN, Stephen, OF, 2003
 SMOOT, Homer, OF, 1906
 SNIDER, Van, OF, 1988-89
 SOMSEN, Layne, P, 2016
 SOTO, Mario, P, 1977-88
 SOTO, Neftali, INF, 2013-14
 SPADE, Bob, P, 1907-10
 SPENCER, Daryl, INF, 1963
 SPILMAN, Harry, INF, 1978-81

SPRADLIN, Jerry, P, 1993-94, '96
 SPRAGUE, Ed, P, 1971-73
 SPRINGER, Brad, P, 1926
 SPRINGER, Russ, P, 2010
 STAHL, Larry, OF, 1973
 STALEY, Gerry, P, 1955
 STALLCUP, Virgil, INF, 1947-52
 STANAGE, Oscar, C, 1906
 STANDRIDGE, Jason, P, 2005-06
 STANTON, Mike, P, 2007
 STARR, Ray, P, 1941-43
 ST. CLAIRE, Randy, P, 1988
 STEIN, Justin, INF, 1938
 STEINFELDT, Harry, INF, 1898-1905
 STENSON, Demell, OF, 2003
 STEPHENS, Jackson, P, 2017-18
 STEPHENSON, Robert, P, 2016-20
 STEPHENSON, Tyler, C, 2020-21
 STEWART, Jim, INF/OF, 1969-71
 STEWART, Mark, C, 1913
 STILLWELL, Kurt, INF, 1986-87
 STIMMEL, Archie, P, 1900-02
 STINNETT, Kelly, C, 2001-03
 STINE, Lee, P, 1936
 STONE, Ricky, P, 2005, '07
 STONE, Rocky, P, 1943
 STOREN, Drew, P, 2017
 STOUT, Allyn, P, 1933-34
 STRAILY, Dan, P, 2016
 STREET, Gabby, C, 1904-05
 STRELECKI, Ed, P, 1931
 STRIPP, Joe, INF, 1928-31
 STROP, Pedro, P, 2020
 STUBBS, Drew, OF, 2009-12
 STUPER, John, P, 1985
 STYLES, Lena, C, 1930-31
 SYNES, Chris, INF/OF, 1997-2000
 SUÁREZ, Eugenio, INF, 2015-21
 SUGGS, George, P, 1910-13
 SUKEFORTH, Clyde, C, 1926-31
 SULLIVAN, Billy, INF, 1935
 SULLIVAN, Scott, P, 1995-03
 SULLIVAN, Tom, C, 1925
 SUMMERS, Champ, OF, 1977-79
 SUTKO, Glenn, C, 1990-91
 SUTTHOFF, Jack, P, 1901, '03-04
 SUTTON, Drew, INF/OF, 2009-10
 SWANSON, Evar, OF, 1929-30
 SWARTZ, Dazzy, P, 1920
 SWEENEY, Mark, OF, 1999
 SWINDELL, Greg, P, 1992
 SWORMSTEDT, Len, P, 1901-02
 SZEKELY, Joe, OF, 1953

T (49)

TABAKA, Jeff, P, 1997
 TANNERHILL, Jesse, P, 1894, 1911
 TAPPE, Ted, INF, 1950-51
 TARASCO, Tony, OF, 1998
 TATUM, Craig, C, 2009
 TATUM, Tommy, OF, 1947
 TAUBENSEE, Eddie, C, 1994-2000
 TAVERAS, Willy, OF, 2009
 TAYLOR, Ben, P, 1912
 TAYLOR, Joe, OF, 1957
 TAYLOR, Reggie, OF, 2002-03
 TAYLOR, Sammy, C, 1963
 TEKULVE, Kent, P, 1989
 TEMPLE, Johnny, INF, 1952-59, '64
 TERRY, Scott, P, 1986
 THEIS, Jack, P, 1920
 THEVENOW, Tommy, INF, 1936
 THIELMAN, Henry, P, 1902
 THOMAS, Frank, INF/OF, 1959
 THOMPSON, Daryl, P, 2008, '11

THOMPSON, Gene, P, 1939-42
 THORNBURG, Tyler, P, 2020
 THORPE, Jim, OF, 1917
 THURMAN, Bob, OF, 1955-59
 TIBBS, Jay, P, 1984-85
 TIEMEYER, Ed, P, 1906-07
 TIMMONS, Ozzie, OF, 1997
 TINKER, Joe, INF, 1913
 TIPTON, Eric, OF, 1942-45
 TOLAN, Bobby, OF, 1969-70, '72-73
 TOLIVER, Fred, P, 1984
 TOMKO, Brett, P, 1997-99
 TOMLIN, Dave, P, 1972-73, '78-80
 TOMPKINS, Chuck, P, 1912
 TONEY, Fred, P, 1915-18
 TORRES, Angel, P, 1977
 TOZER, Bill, P, 1908
 TRAHAN, Blake, INF, 2018
 TREADWAY, Jeff, INF, 1987-88
 TREVIÑO, Alex, C, 1982-84, '90
 TRILLO, Manny, INF, 1989
 TSITOURIS, John, P, 1962-68
 TUBBS, Greg, OF, 1993
 TUCKER, Michael, OF, 1999-2001
 TUCKER, Preston, OF, 2018
 TURNER, Jim, P, 1940-42
 TURNER, Stuart, C, 2017
 TWINING, Twink, P, 1916
 TWOMBLY, George, OF, 1914-16

U (4)

UHLAENDER, Ted, OF, 1972
 UHLER, Maury, OF, 1914
 UNSER, Al, C, 1945
 USHER, Bob, OF, 1946-47, '50-51

V (29)

VAIL, Mike, OF, 1981-82
 VALAIKA, Chris, INF, 2010-11
 VALDEZ, Wilson, INF, 2012
 VALENT, Eric, OF, 2003
 VALENTIN, Javier, C, 2004-08
 VALENTINE, Corky, P, 1954-55
 VALENTINE, Joe, P, 2003-05
 VAN GORDER, Dave, C, 1982, '84-86
 VANMETER, Josh, IF/OF, 2019-20
 VAN POPPEL, Todd, P, 2003-04
 VANCE, Dazzy, P, 1934
 VANDER MEER, Johnny, P, 1937-43, 1946-49
 VANDER WAL, John, OF, 2004
 VARSHO, Gary, OF, 1993
 VAUGHN, Greg, OF, 1999

VENABLE, Max, OF, 1985-87
 VICKERS, Rube, P, 1902
 VILLARREAL, Pedro, P, 2012-15
 VILLONE, Ron, P, 1999-2000
 VINCEJ, Zach, INF, 2017
 VIOLA, Frank, P, 1995
 VIOLA, Pedro, P, 2009
 VOLLMER, Clyde, OF, 1942, '46-48
 VOLQUEZ, Edinson, P, 2008-11
 VOLZ, Jake, P, 1908
 VON KOLNITZ, Fritz, INF, 1914-15
 VOTTO, Joey, 1B, 2007-21
 VOWINKEL, Rip, P, 1905
 VUKOVICH, John, INF, 1975

W (100)

WAGNER, Joe, INF, 1915
 WAGNER, Ryan, P, 2003-05
 WAHL, Kermit, INF, 1944-45, '47
 WALDROP, Kyle, OF, 2015-16
 WALKER, Curt, OF, 1924-30
 WALKER, Duane, OF, 1982-85
 WALKER, Fred, P, 1910
 WALKER, Gee, OF, 1942-45
 WALKER, Harry, OF, 1949
 WALKER, Hub, OF, 1936-37
 WALKER, Todd, INF, 2001-02
 WALKER, Tom, P, 1904-05
 WALLACH, Chad, C, 2017
 WALLS, Lee, OF, 1960
 WALTERS, Bucky, P, 1938-48
 WALTERS, Ken, OF, 1963
 WALTON, Jerome, OF, 1994-95
 WANER, Lloyd, OF, 1941
 WANNINGER, Paul, INF, 1927
 WARD, Jay, INF, 1970
 WARREN, Art, P, 2021
 WASHBURN, Ray, P, 1970
 WATKINS, Pat, OF, 1997-98
 WATSON, Brandon, OF, 2006
 WATSON, Mark, P, 2003
 WEATHERS, David, P, 1998, 2005-09
 WEAVER, Jim, P, 1938-39
 WEBER, Ben, P, 2005
 WEHMEIER, Herm, P, 1945, '47-54
 WEIMER, Jake, P, 1906-08
 WEINTRAUB, Phil, OF, 1937
 WEISS, Zack, P, 2018
 WELLS, David, P, 1995
 WELLS, Kip, P, 2009
 WELSH, Chris, P, 1986
 WERBER, Bill, INF, 1939-41
 WERNER, Don, C, 1975-78, '80

WEST, Dick, C/OF, 1938-43
 WEST, Max, OF, 1946
 WESTLAKE, Wally, OF, 1952
 WEYHING, Gus, P, 1901
 WHEELER, George, OF, 1910
 WHISENANT, Pete, OF, 1957-61
 WHITE, Gabe, P, 1997-2000, '02-04
 WHITE, Jack, INF, 1927-28
 WHITE, Jo-Jo, OF, 1944
 WHITE, Rick, P, 2006
 WHITFIELD, Fred, INF, 1968-69
 WICKANDER, Kevin, P, 1993
 WICKER, Bob, P, 1906
 WICKLAND, Al, OF, 1913
 WIEAND, Ted, P, 1958, '60
 WIGGS, Jimmy, P, 1903
 WIGHT, Bill, P, 1958
 WILCOX, Milt, P, 1970-71
 WILLIAMS, Dallas, OF, 1983
 WILLIAMS, Dave, P, 2006
 WILLIAMS, Denny, OF, 1921
 WILLIAMS, Dewey, C, 1948
 WILLIAMS, Frank, P, 1987-88
 WILLIAMS, Ken, OF, 1915-16
 WILLIAMS, Mason, OF, 2018
 WILLIAMS, Todd, P, 1998
 WILLIAMS, Woody, INF, 1943-45
 WILLIAMSON, Scott, P, 1999-2003
 WILLIS, Carl, P, 1984-86
 WILLIS, Dontrelle, P, 2011
 WILLS, Ted, P, 1962
 WILSON, Dan, C, 1992-93
 WILSON, Jimmie, C, 1939-40
 WILSON, Justin, P, 2021
 WILSON, Nigel, OF, 1995
 WILSON, Paul, P, 2003-05
 WINCHESTER, Scott, P, 1997-01
 WINGO, Ivy, C, 1915-26, 1929
 WINKER, Jesse, OF, 2017-21
 WINNINGHAM, Herm, OF, 1988-91
 WISE, Dewayne, OF, 2006-07
 WISLER, Matt, P, 2018
 WISTERT, Whitey, P, 1934
 WOHLERS, Mark, P, 2000-01
 WOJCIECHOWSKI, Asher, P, 2017
 WOLF, Ray, INF, 1927
 WOLTER, Harry, OF, 1907
 WOMACK, Tony, IF, 2006
 WOOD, Alex, P, 2019
 WOOD, Blake, P, 2016-17
 WOOD, Bob, C/INF, 1898-1900
 WOOD, Harry, OF, 1903
 WOOD, Jake, OF, 1967

WOOD, Travis, P, 2010-11
 WOODRUFF, Orville, INF, 1904, '10
 WOODWARD, Woody, INF, 1968-71
 WORKS, Ralph, P, 1912-13
 WORTHINGTON, Al, P, 1963-64
 WORTHINGTON, Craig, INF, 1995
 WRIGHT, Daniel, P, 2016
 WRONA, Rick, C, 1992
 WYROSTEK, Johnny, OF, 1948-52
 WYSONG, Biff, P, 1930-32

X (0)

Y (7)

YAN, Esteban, P, 2006
 YINGLING, Earl, P, 1914
 YOUNG, Babe, INF, 1947-48
 YOUNG, Del, OF, 1909
 YOUNG, Dmitri, INF/OF, 1998-2001
 YOUNG, Pep, INF, 1941
 YOUNGBLOOD, Joel, OF, 1976, '89

Z (8)

ZACHRY, Pat, P, 1976-77
 ZAHNISER, Paul, P, 1929
 ZANNI, Dom, P, 1963, '65-66
 ZIENTARA, Benny, INF, 1941, '46-48
 ZIMMER, Don, INF, 1962
 ZIMMERMAN, Jerry, C, 1961
 ZITZMANN, Billy, OF, 1919, '25-29
 ZUVERINK, George, P, 1954

PLAYERS WITH THE MOST SEASONS WITH THE REDS SINCE 1900

- 19** Dave Lercapion (SS), 1970-88
 Barry Larkin (SS), 1986-2004
 Pete Rose (INF/OF), 1963-78, '84-86
- 17** Johnny Bench (C), 1967-83
- 16** Tony Perez (INF), 1964-76, '84-86
- 15** Joey Votto (1B), 2007-21
- 15** Joe Nuxhall (P), 1944, '52-60, '62-66
- 13** Ron Oester (2B), 1978-90
 Wally Post (OF), 1949-57, '60-63
 Eppa Rixey (P), 1921-33
 Ivey Wingo (C), 1915-26, '29

- 12** Homer Bailey (P), 2007-18
 Dan Driessen (1B), 1973-84
 Ken Griffey Sr. (OF), 1973-81, '88-90
 Dolf Luque (P), 1918-29
 Edd Roush (OF), 1916-26, '31
 Mario Soto (P), 1977-88
- 11** R. Bressler (P/INF/OF), 1917-27
 Tom Browning (P), 1984-94
 George Foster (OF), 1971-81
 Ted Kluszewski (1B), 1947-57
 Jim Maloney (P), 1960-70
 Brandon Phillips (2B) 2006-16
 Vada Pinson (OF), 1958-68
 J. Vander Meer (P), 1937-43, '46-49
 Buckley Walters (P), 1938-48

- 10** Bobby Adams (INF), 1946-55
 Pedro Borbon (P), 1970-79
 Paul Derringer (P), 1933-42
 Pete Donohue (P), 1921-30
 Tom Hume (P), 1977-85, '87
 Ernie Lombardi (C), 1932-41
 Frank McCormick (1B), 1934, '37-45
 Roy McMillan (1B/SS), 1951-60
 Gary Nolan (P), 1967-73, '75-77
 Frank Robinson (OF), 1956-65

UNIFORM NUMBERS

The Reds first adopted uniform numbers in 1932. The following is a list of players who appeared in at least 1 game for the Reds.

#Manager; *Coach

0
 '97.....*Oester, Ron
 '99.....*Collins, Dave
 20'21.....Blandino, Alex

00
 '93.....*Cardenal, Jose
 '96-97.....Goodwin, Curtis
 '99.....Robinson, Kerry
 2006.....Watson, Brandon
 White, Rick

1
 '32-33.....Grantham, George
 '34-35.....Bottomley, Jim
 '36.....Campbell, Gilly
 '37.....Brittain, Gus
 Moore, Dee
 '39-46.....#McKechnie, Bill
 '47-48.....#Neun, Johnny
 '49.....*Walters, Bucky
 '54-58.....#Tebbetts, Birdie
 '59.....*Hutchinson, Fred
 #Smith, Mayo
 '60-64.....*Hutchinson, Fred
 Retired in 1965
 Fred Hutchinson

2
 '32.....Gilbert, Wally
 '33.....Morrissey, Jo-Jo
 '34.....Petosky, Ted
 Piet, Tony
 '35.....Grisson, Lee
 '36-37.....Lombardi, Ernie
 '39-42.....*Gowdy, Hank
 '43-44.....*Lobert, Hans
 '45-46.....*Wilson, Jimmie
 '48-49.....*Kelly, George
 '49.....#Sewell, Luke
 '54-55.....*Bartell, Dick
 '56-57.....*McCormick, Frank
 '58.....*Riddle, Johnny
 '59.....*King, Clyde
 '59-60.....*Deal, Cot
 '61-64.....*Sisler, Dick
 '64-65.....#Sisler, Dick
 '66.....*Sievers, Roy
 '67-69.....*Bragan, Jimmy
 '70-75.....*Grammas, Alex
 '76-82.....*Nixon, Russ
 '83-85.....Redus, Gary
 '86-89.....*Breedon, Scott
 '90-92.....*Perlozzo, Sam
 '93.....*Miley, Dave
 '94-97.....*Youngblood, Joel
 '98-2000.....*Dunlop, Harry
 '00.....LaRue, Jason
 '01.....Sanders, Deion
 '01.....Walker, Todd
 '02-03.....*Cardenal, Jose
 '04-06.....Lopez, Felipe
 '06.....Clayton, Royce
 '09.....Gonzalez, Alex
 '07-09.....Gonzalez, Alex
 '10.....Cabrera, Orlando
 '11-17.....Cozart, Zack
 '18-19.....Blandino, Alex
 20-21.....Castellanos, Nick

3
 '32.....*Crabtree, Estel
 '33.....Bottomley, Jim
 '34.....Koenig, Mark

'35-37.....Kampouris, Alex
 '39-40.....*Wilson, Jimmie
 '41.....*Ens, Jewell
 '42.....*Blades, Ray
 '43-44.....*Crabtree, Estel
 '45-46.....*Gowdy, Hank
 '47-48.....*Page, Phil
 '49.....*Cuccinello, Tony
 '54-58.....*Ferrick, Tom
 '59-60.....*Moses, Wally
 '61-65.....*Turner, Jim
 '66-68.....*Harder, Mel
 '70-78.....*Scherger, George
 '79-82.....#McNamara, John
 '82-86.....*Scherger, George
 '87-89.....*Lett, Jim
 '90-92.....*Rothenchild, Larry
 '93.....*Valentine, Bobby
 *Oester, Ron
 '94-95.....*Jackson, Grant
 '96.....*Lett, Jim
 '97-2001.....Reese, Pokey
 '02.....Dawkins, Gookie
 '03.....Ryan Freel
 '03-05.....Jimenez, D'Angelo
 '06-08.....Griffey Jr., Ken
 '09.....Taveras, Chris
 '10-11.....Valaika, Wally
 '13.....Izturis, Cesar
 '15-16.....De Jesus Jr., Ivan
 '17.....Kiviehan, Patrick
 '18-19.....Gennett, Scooter
 '19-20.....Galvis, Freddy
 '21.....Cabrera, Asdrúbal

4
 '32.....Hendrick, Harvey
 '33.....Hafey, Chick
 '34.....Adams, Sparky
 '35.....Morrissey, Jo-Jo
 Sullivan, Billy
 '36-37.....Cuyler, Kiki
 '39-41.....Lombardi, Ernie
 '42-47.....Lakeman, Al
 '49.....*Page, Phil
 '55-58.....*Dykes, Jimmy
 '58.....#Dykes, Jimmy
 '59-65.....*Otero, Reggie
 '66-69.....*Bristol, Dave
 '70-78.....*Shepard, Larry
 '79-82.....*Dunlop, Harry
 '83.....Christmas, Steve
 Kniced, Alan
 '84.....Guillen, Brad
 '86-88.....*Kimm, Bruce
 '89.....*Bristol, Dave
 '90-92.....*Moore, Jackie
 '93.....*Bristol, Dave
 '93.....*Knight, Ray
 '94.....Brumfield, Jacob
 '95-96.....*McRae, Hal
 '97-98.....Jackson, Damian
 '98-99.....Hammonds, Jeffrey
 2000.....Stynes, Chris
 '01.....Larson, Brandon
 '03-05.....Olmedo, Ray
 '06-16.....Phillips, Brandon
 '17.....Gennett, Scooter
 '18.....Pennington, Cliff
 Dixon, Brandon
 '19.....Iglesias, José
 20-21.....Akiyama, Shogo

5
 '32.....Herman, Babe
 '33-34.....Moore, Johnny
 '34.....Flowers, Jake
 '35-37.....Myers, Billy
 '36.....Miller, Eddie
 '39-40.....Hershberger, Willard
 '40-43.....West, Dick
 '44-45.....Just, Joe
 '45.....Unser, Al
 '46-48.....Lamanno, Ray
 '51.....Landrith, Hobie
 '53.....Baldwin, Frank
 '53-55.....Landrith, Hobie
 '58.....Pinson, Vada
 '62.....Johnson, Darrell
 '64.....*Temple, Johnny
 '65.....*Oceak, Frank
 '67-83.....Bench, Johnny

Retired in 1984
 Johnny Bench

6
 '32.....Hafey, Chick
 '33.....Crouch, Jack
 Hemsley, Rollie
 '34-35.....Slade, Gordon
 '36.....Herman, Babe
 '37.....Outlaw, Jimmy
 '40-41.....Baker, Bill
 '43.....DePhillips, Tony
 '44.....Rice, Len
 '44-45.....Riddle, Johnny
 '46.....*Walker, Gee
 '47-48.....Poland, Hugh
 '49-52.....Howell, Dixie
 '53.....Foiles, Hank
 '53-55.....Bailey, Ed
 '55.....Batts, Matt
 '56-61.....Bailey, Ed
 '61.....Edwards, Johnny
 Schmidt, Bob
 '62-67.....Edwards, Johnny
 '68.....Johnson, Bob
 '68-71.....Woodward, Woody
 '73.....Barton, Bob
 '73-74.....King, Hal
 '78.....*Grammas, Alex
 '79-83.....*Fischer, Bill
 '84-85.....*Kimm, Bruce
 '86-89.....Diaz, Bo
 '91.....*Scott, Donnie
 '92-93.....Wilson, Dan
 '95.....Gant, Ron
 '97-98.....Fordyce, Brook
 '99.....Dawkins, Gookie
 2000.....Santiago, Benito
 '01-02.....Guerrero, Wilton
 '02-03.....Guillen, Jose
 '03-08.....Freel, Ryan
 '09-12.....Stubbs, Drew
 '13-18.....Hamilton, Billy
 '19-20.....Ervin, Phillip
 '21.....India, Jonathan

7
 '32-33.....Lombardi, Ernie
 '34.....Schulmerich, Wes
 '35-36.....#Dressen, Charlie
 '37.....Chozen, Harry
 '41.....Riddle, Johnny
 '42.....Hemsley, Rollie
 '43-44.....Mueller, Ray

'46-48.....Mueller, Ray
 '49.....Cooper, Walker
 Mueller, Ray
 '50.....Cooper, Walker
 '50-51.....Scheffing, Bob
 '52-54.....Seminick, Andy
 '55.....Burgess, Smoky
 '56-58.....Burgess, Smoky
 '62-63.....Gonder, Jesse
 Taylor, Sammy
 '64-67.....Coker, Jimmie
 '68-72.....Corrales, Pat
 '72.....Ruberto, John
 '76-78.....Werner, Don
 '79-80.....Cruz, Hector
 '81-82.....Landestoy, Rafael
 '83.....#Nixon, Russ
 '84.....Householder, Paul
 '85-88.....*DeMars, Billy
 '89.....Duncan, Mariano
 Harris, Lenny
 '90-91.....Duncan, Mariano
 '92.....Wrona, Rick
 '93-94.....Mitchell, Kevin
 '95.....Lewis, Darren
 '96.....Mitchell, Kevin
 '96.....Goodwin, Curtis
 '97.....Oliver, Joe
 '98.....*Oester, Ron
 '99.....Sweeney, Mark
 2000-01.....Ochoa, Alex
 '02-04.....Castro, Juan
 '05.....Romano, Jason
 Holbert, Aaron
 '06-07.....Dent, Bucky
 Bellhorn, Mark
 '08.....Castro, Juan
 Janish, Paul
 '09-11.....Janish, Paul
 '14.....Santiago, Ramon
 '15-21.....Suárez, Eugenio

8
 '32-33.....Roettger, Wally
 '34.....Comorosky, Adam
 '35.....Cuyler, Kiki & Piet, Tony
 '36.....Byrd, Sammy
 '37.....Davis, George
 Gelbert, Charley
 '44.....*Wilson, Jimmie
 '48.....Williams, Dewey
 '49.....Pramesa, Johnny
 '50.....Landrith, Hobie
 '51.....McCosky, Barney
 '53.....Baldwin, Frank
 '59.....Pavletich, Don
 '60.....House, Frank
 '61.....Zimmerman, Jerry
 '62-68.....Pavletich, Don
 '69.....Breedon, Danny
 '72-79.....Morgan, Joe
 '82.....*Amalfitano, Joey
 '83.....Landestoy, Rafael
 '84.....*Sparks, Joe
 '85.....Diaz, Bo
 '87-90.....McGriff, Terry
 '90.....Trevino, Alex
 '92.....*McLaren, John
 '93.....Samuel, Juan
 '94.....*Boone, Bob
 '95.....Berryhill, Damon
 Retired in 1998
 Joe Morgan

9
 '32.....Douthitt, Taylor
 '33.....Rice, Harry
 '34.....Hafey, Chick
 '35-37.....Riggs, Lew
 '41-42.....Lamanno, Ray
 '50-51.....Pramesa, Johnny
 '52.....Rossi, Joe
 '56.....Batts, Matt
 Edwards, Bruce; Frazier, Joe
 '57.....Pavletich, Don
 '57-60.....Dotterer, Dutch
 '60.....Azcue, Joe
 Dotterer, Dutch
 '61.....Bevan, Hal
 Johnson, Darrell
 '62-63.....Foiles, Hank
 '63.....Green, Gene
 Spencer, Daryl
 '64.....Smith, Hal
 '66-67.....*Wietelmann, Whitey
 '68-69.....*Smith, Hal
 '70-77.....Plummer, Bill
 '78-80.....Correll, Vic
 '81-82.....O'Berry, Mike
 '83.....Bilandello, Dann
 '84.....*Rapp, Vern
 '85-87.....Venable, Max
 '88.....Milner, Eddie
 Quinones, Luis
 '89.....Oliver, Joe
 '89.....Trillo, Manny
 '90-94.....Oliver, Joe
 '95.....Anthony, Eric
 '96.....Oliver, Joe
 '97.....Pendleton, Terry
 '98.....Watkins, Pat
 '99.....Morris, Hal
 2000.....Bichette, Dante
 '01-03.....#Boone, Bob
 '04-05.....Cruz, Jacob
 '06-07.....Castro, Juan
 '08.....Bako, Paul
 '09.....Richar, Danny
 '10.....Bloomquist, Willie
 '12.....Harris, Willie
 '13-14.....Hannahan, Jack
 '15.....Byrd, Marlon
 '16-19.....Peraza, José
 '20-21.....Moustakas, Mike

10
 '32-33.....Durocher, Leo
 '33.....Adams, Sparky
 Durocher, Leo
 '34.....Pool, Harlin
 Moore, Johnny
 '35-37.....Goodman, Ival
 '39-45.....McCormick, Frank
 '47-51.....Stallcup, Virgil
 '52.....Kazak, Eddie
 Landrith, Hobie
 Stallcup, Virgil
 '54-56.....Harmon, Chuck
 '56-58.....Grammas, Alex
 '59-63.....Kasko, Eddie
 '64-65.....Boros, Steve
 '66.....Benson, Vern
 #Heffner, Don
 '67-69.....Benson, Vern
 '70-78.....#Anderson, Sparky
 '83-85.....Foley, Tom
 '85-86.....Runnells, Tom
 '87.....Francona, Terry

'88.....Durham, Leon
'89-91.....Quinones, Luis
'92-93.....Roberts, Bip
'94-2000.....Taubensee, Ed
'01-03.....*Foli, Tim

'03.....*Benavides, Freddie
'04.....Romano, Jason

Retired in 2005
Sparky Anderson

11

'32.....Manion, Clyde
'33.....Douthit, Taylor
Stout, Allyn
'34.....Shiver, Ivey
'35.....Hafey, Chick
Herman, Babe
Petosky, Ted
'36.....McQuinn, George
'36-37.....Scarsella, Les
'39-43.....Frey, Lonny
'44-45.....Miller, Eddie
'46.....Frey, Lonny
'48.....Williams, Dewey
'49-50.....Bloodworth, Jimmy
'51-60.....McMillan, Roy
'61.....Baumer, Jim
Cook, Cliff
'62.....Alvarez, Rogelio
'63.....Bright, Harry
'64-67.....Johnson, Deron
'68.....McRae, Hal
'70-72.....McRae, Hal
'73.....Menke, Denis
'74.....Kennedy, Junior
'76-77.....Bailey, Bob
'78-83.....*Plaza, Ron
'84-85.....Bilardello, Dann
'86-87.....Stillwell, Kurt
1988-2004.....Larkin, Barry

Retired in 2012
Barry Larkin

12

'32-33.....Lucas, Red
'34.....Blakely, Link
Shevlin, Jimmy
'35.....Byrd, Sammy
*Wingo, Ivy
'37.....Barrett, Red
McCormick, Frank
'39-40.....Myers, Billy
'41.....Shokes, Eddie
Young, Pep
Zientara, Benny
'42.....Abreu, Joe
'44-45.....Wahl, Kermit
'46-55.....Adams, Bobby
'55.....Smith, Milt
'56.....Jablonski, Ray
'57-58.....Hoak, Don
'59.....Pendleton, Jim
'60.....Martin, Billy
'61-63.....Freese, Gene
'64.....Klaus, Bobby
'65-67.....Shamsky, Art
'68.....Jones, Mack
'69-75.....Chaney, Darrel
'79-80.....Spilman, Harry
'81.....Barranca, German
Spilman, Harry
'82.....Barranca, German
'83-88.....Esasky, Nick
'89.....Youngblood, Joel
'90.....Bates, Billy
Noce, Paul
'92.....Benavides, Freddie
'93-98.....Greene, Willie
'94.....Sanders, Deion

'98.....Jackson, Damian
'99.....Stynes, Chris
2000.....Cromer, D.T.
'00-01.....Castro, Juan
'02.....Walker, Todd
'03.....Lopez, Felipe
'03-05.....#Miley, Dave
'05-07.....Encarnacion, Edwin
'08-12.....#Dusty Baker
'17.....Vinoaj, Zach
'18.....Herrera, Rosell
Tucker, Preston
'20.....Casali, Curt
'21.....Naquin, Tyler

13

'46.....Miller, Eddie
'52-53.....Pellagrini, Eddie
'66-67.....Shore, Ray
'70-88.....Concepcion, Dave
8/25/07.....Gonzalez, Alex

Retired in 2007
Dave Concepcion

14

'32-33.....Johnson, Si
'34.....Derringer, Paul
'35.....Comorosky, Adam
'36.....Chapman, Calvin
'37.....Hafey, Chick
'39.....Jacobs, Art
Johnson, Hank
Richardson, Nolan
Riddle, Elmer
'44.....Aleno, Chuck
'46.....Corbitt, Claude
'47.....Miller, Eddie
'48-49.....Corbitt, Claude
'49-51.....Meeks, Sammy
'53-57.....Bridges, Rocky
'57.....Flood, Curt
'59-61.....Jones, Willie
'62.....Harper, Tommy
Zimmer, Don
'63-78, '84-89.....Rose, Pete
'97.....Rose Jr., Pete

Retired in 2016
Pete Rose

15

'32-33.....Kolp, Ray
'34.....Johnson, Si
'35.....Pool, Harlin
'36.....Handley, Lee
'37.....Campbell, Gilly
Craft, Harry
Weintraub, Phil
'39-40.....Riggs, Lew
'41-42.....Mattick, Bobby
'43.....Miller, Eddie
'45.....Flager, Wally
Lukon, Eddie
'46-53.....Hatton, Grady
'54.....Bolger, Jim
Hatton, Grady
Lipon, Johnny
'55.....Jablonski, Ray
'56-58.....Crowe, George
'59.....Thomas, Frank
'61.....Gemert, Dick
'62.....Cook, Cliff
'64-69.....Ruiz, Chico
'70-71.....Duffy, Frank
'71-81.....Foster, George
'83.....Barnes, Skeeter
'83-85.....Krenchicki, Wayne
'86-87.....Larkin, Barry
'88.....Treadway, Jeff
'89.....Barnes, Skeeter
Richardson, Jeff

'90-92.....Braggs, Glenn
'93-95.....#Johnson, Davey
'96-97.....Kelly, Mike
'98.....#McKeon, Jack
'99-2000.....Neagle, Denny
'01.....Sadler, Donnie
'02-03.....Mateo, Ruben
'04.....Lidle, Cory
Bragg, Darren
'05.....Lopez, Luis
'06.....Womack, Tony
Wise, Dewayne
'07.....Wise, Dewayne
Cantu, Jorge
'08-09.....Hairston, Jerry Jr.
'09-10.....Sutton, Drew
'10.....Edmonds, Jim
'11.....Lewis, Fred
'12.....Valdez, Wilson
'13.....Robinson, Derrick
'14.....Bernadina, Roger
Elmore, Jake
'15.....Dominguez, Chris
'16.....Pacheco, Jordan
'18.....Herrera, Dilson
'19-21.....Senzel, Nick

16

'32-33.....Frey, Benny
'34.....Benton, Larry
'36-37.....Walker, Hub
'39.....Scarsella, Les
'41-42.....Aleno, Chuck
'42.....Phillips, Damon
'43-45.....Mesner, Steve
'46-48.....Zientara, Benny
'50-51.....Ryan, Connie
'52-59.....Temple, Johnny
'60.....Chacon, Elio
'61-68.....Cardenas, Leo
'69-71.....Stewart, Jimmy
'72.....Menke, Denis
'73-74.....Gagliano, Phil
'75.....Vukovich, John
'78-90.....Oester, Ron
'92-98.....Sanders, Reggie
'99-2001.....*Oester, Ron
'02-04.....Larson, Brandon
'05.....Randa, Joe
'06.....Ross, Cody
Hollandsworth, Todd
'07.....Ellison, Jason
'09.....McDonald, Darnell
'11.....Renteria, Edgar
'14-21.....Barnhart, Tucker

17

'32.....Carroll, Ownie
'34.....Vance, Dazzy
'35.....Lombardi, Ernie
'36.....Thevenow, Tommy
'37.....Brown, Jumbo
Cascarella, Joe
Dwyer, Double Joe
'39-42.....Joost, Eddie
'43-45.....Williams, Woody
'46.....Shokes, Eddie
'47.....Schultz, Howie
'47-48.....Young, Babe
'49.....Dobernic, Jess
Kress, Charlie
'50.....Adcock, Joe
'57-59.....Henrich, Bobby
'60.....Cardenas, Leo
'60-61.....Chacon, Elio
'62.....Rojas, Cookie
'63-67.....Harper, Tommy
'68-69.....Blaisgame, Fred
'70.....Cline, Ty
Ward, Jay

'71.....Cline, Ty
'72.....Javier, Julian
'73.....Crosby, Ed
'74-75.....Crowley, Terry
'78.....Grace, Mike
'80-81.....Nolan, Joe
'82.....Lawless, Tom
'83.....Paris, Kelly
'84.....Lawless, Tom
'85-86.....Rowden, Wade
'88-93.....Sabo, Chris
'95.....Lewis, Mark
'96.....Sabo, Chris
'97-2003.....Boone, Aaron
'04-08.....Valentin, Javier
'09-10.....Nix, Laynce
'11.....Sappelt, Dave
'12.....Negron, Kristopher
'13.....Choo, Shin-Soo
'14-15.....Negron, Kristopher
'18.....Cruz, Tony
Federowicz, Tim
'19-20.....VanMeter, Josh
'20.....Goodwin, Brian
'21.....Farmer, Kyle

18

'32-33.....Rixey, Eppa
'34.....Stout, Allyn
'35.....Chapman, Calvin
Erickson, Hank
'37.....Davis, Peaches
'39-41.....Werber, Bill
'42-43.....Haas, Bert
'44.....Beeler, Jodie
Faust, Buck
'45.....Harrist, Earl
Medeiros, Ray
'46-47.....Haas, Bert
'48.....Kluszewski, Ted
Rickert, Merv
'49-57.....Kluszewski, Ted
'58.....Bilko, Steve
Droppo, Walt
'59.....Cook, Cliff
Droppo, Walt
'60-67.....Coleman, Gordy
'69.....De La Hoz, Mike
'70-78.....*Kluszewski, Ted
'93.....Costo, Tim
'95.....Santiago, Benito
'96-97.....Owens, Eric

Retired in 1998
Ted Kluszewski

19

'32-33.....Benton, Larry
'34.....Brennan, Don
Wistert, Whitey
'35.....Campbell, Gilly
'36-37.....Hollingsworth, Al
'39.....Galatzer, Milt
'40.....Giuse, Witt
'43.....Brewster, Charlie
'45.....Wehmeier, Herm
'46.....Usher, Bob
'47.....Wahl, Kermit
'48.....Schultz, Howie
Wahl, Kermit
'54.....Murphy, Dick
Ryan, Connie
'57.....Kennedy, Bill
Durnbaugh, Bobby
'58.....Fondy, Dee
'59.....Lockman, Whitey
'60.....Cook, Cliff
*Lockman, Whitey
'61-63.....Blaisgame, Don
'63.....Neal, Charlie
'65-71.....Helms, Tommy

'76.....Youngblood, Joel
'78-79.....Henderson, Ken
'80.....Werner, Don
'81.....Fiala, Neil
'82.....Krenchicki, Wayne
'83-89.....*#Helms, Tommy
'90-92.....Doran, Bill
'93.....Milligan, Randy
'94-95.....Walton, Jerome
'96.....Anthony, Eric
'97-2000.....*Menke, Denis
'01.....Doran, Billy
'02-03.....Taylor, Reggie
'04-05.....Machado, Anderson
'05-06.....Denorfia, Chris
'07.....Conine, Jeff
'07-21.....Votto, Joey

20

'32.....Ogden, Jack
'34.....Johnson, Syd
Kleinhaus, Ted
'35.....Herrmann, LeRoy
'36-37.....Schott, Gene
'40-42.....McCormick, Mike
'43.....Clay, Dain
McCormick, Mike
'44-46.....Clay, Dain
'47-48.....Kluszewski, Ted
'49-51.....Merriman, Lloyd
'53.....Lerchen, George
Marquis, Bob
'54.....Merriman, Lloyd
'56-65.....Robinson, Frank
'66-67.....Simpson, Dick
'69.....Savage, Ted
'71.....Smith, Willie
'72-80.....Geronimo, Cesar
'81-86.....Milner, Eddie
'88-90.....Jackson, Danny
'91.....Jones, Chris
'92-97.....Branson, Jeff
'97.....Stynes, Chris

Retired in 1998
Frank Robinson

21

'32.....Hilcher, Whitey
'33.....Derringer, Paul
'34.....Kolp, Ray
'35.....Johnson, Si
'36.....Stine, Lee
'36-37.....Hallahan, Bill
'40.....Arnovich, Morrie
Rizzo, Johnny
'41-42.....Gleeson, Jim
'42-44.....Marshall, Max
'44.....White, Jo-Jo
'45.....Sipek, Dick
'46.....Goldstein, Lonnie
Moss, Howie
'47-49.....Baumholtz, Frankie
'49-50.....Lowery, Peanuts
'51.....Adcock, Joe
'54.....Escalera, Nino
'60.....Alvarez, Rogelio
'61-62.....Gaines, Joe
'63.....Walters, Ken
'69.....Mashore, Clyde
'72-75.....Hall, Tom
'76-78.....Lum, Mike
'79.....DeFrelles, Art
Santo Domingo, Rafael
'81-83.....Householder, Paul
'84.....Barnes, Skeeter
'85-92.....O'Neill, Paul
'93.....Daugherty, Jack
'94.....Fernandez, Tony
'95.....Sanders, Deion
'95-96.....Portugal, Mark

'97..... Sanders, Deion
 '98-2005..... Casey, Sean
 '06-07..... Hatteberg, Scott
 '08..... Hatteberg, Scott
 Dickerson, Chris
 '09-10..... Dickerson, Chris
 '11-15..... Frazier, Todd
 '16-21..... Lorenzen, Michael

22

'32..... Asbjornson, Asby
 '34..... McCurdy, Harry
 Shaute, Joe
 '35-36..... Frey, Benny
 '37..... Joost, Eddie
 Kleinhaus, Ted
 '39-40..... Berger, Wally
 '40..... Dejan, Mike
 '40-41..... Ripple, Jimmy
 '43..... Goldstein, Lonnie
 Kelleher, Frankie
 '44..... Criscola, Tony
 '45-46..... Libke, Al
 '48-51..... Wyrostek, Johnny
 '52..... Marshall, Willard
 Wyrostek, Johnny
 '53..... Marshall, Willard
 '55-59..... Thurman, Bob
 '59..... Gilbert, Buddy
 '60..... Gaines, Joe
 Gonzalez, Tony
 '64-69..... Queen, Mel
 '70-71..... Bravo, Angel
 '71..... Ferrara, Al
 '72..... Uhlhaender, Ted
 '73-84..... Driessen, Dan
 '86-87..... Butera, Sal
 '87-89..... Collins, Dave
 '90-92..... Hatcher, Billy
 '93..... Espy, Cecil
 '93-96..... Howard, Thomas
 '97..... Sierra, Ruben
 '97-98..... Nunnally, Jon
 1999-2000..... Collins, Dave
 '00-02..... Clark, Brady
 '03-04..... Miller, Corky
 '05-07..... Milton, Eric
 '08-18..... Hatcher, Billy
 '19..... Dietrich, Derek
 '20-21..... Miley, Wade

23

'32-33..... High, Andy
 '34..... Freitas, Tony
 Robello, Tommy
 '35..... Freitas, Tony
 '37..... Kleinhans, Ted
 Mele, Dutch
 Moore, Whitey
 '39-42..... Craft, Harry
 '42-45..... Tipton, Eric
 '46..... Goldstein, Lonnie
 McCormick, Mike
 '47-48..... Galan, Augie
 '50..... Bolger, Jim
 Northey, Ron
 '52..... Greengrass, Jim
 Sisler, Dick
 Westlake, Wally
 '53-55..... Greengrass, Jim
 '55-56..... Palys, Stan
 '58..... Coles, Chuck
 '59..... Ennis, Del
 Jones, Willie
 '61-62..... Douglas, Otis
 '65-71..... May, Lee
 '73-74..... Kosco, Andy
 '75-77..... Flynn, Doug
 '77-80..... Auerbach, Rick
 '81-82..... Vail, Mike

'83..... Jones, Jeff
 '84-86..... Van Gorder, Dave
 '87..... McClendon, Lloyd
 '88-89..... May, Lee
 '90-97..... Morris, Hal
 '98..... Stynes, Chris
 '99..... Vaughn, Greg
 2000..... Bartee, Kimera
 Morris, Hal
 '01-06..... LaRue, Jason
 '07..... Moeller, Chad
 Jorgensen, Ryan
 '08..... Patterson, Corey
 '09..... Rosales, Adam
 '10-11..... Alonso, Yonder
 '12..... Phipps, Denis
 '13-14..... Lutz, Donald
 '15-18..... Duval, Adam
 '19-20..... Reed, Cody
 '20..... Bradley, Archie
 '21..... Hoffman, Jeff

24

'32..... Morrissey, Jo-Jo
 '33..... Manion, Clyde
 '34..... Grissom, Lee
 Linsley, Jim
 '35..... MacFayden, Danny
 Hallahan, Bill
 Scarsella, Les
 '36..... Johnson, Si
 '37..... Davis, Spud
 '39-42..... Goodman, Val
 '44..... Ramos, Chucho
 '46..... West, Max
 '47..... Tatum, Tommy
 '47-'50-51..... Usher, Bob
 '52-55..... Borkowski, Bob
 '55..... Mele, Sam
 '56..... Balcena, Bobby
 '57-63..... Lynch, Jerry
 '63..... Skinner, Bob
 '64..... Skinner, Bob
 Perez, Tony
 '65-76..... Perez, Tony
 '82..... Van Gorder, Dave
 '84-92..... Perez, Tony
 '93..... #Perez, Tony

Retired in 2000
Tony Perez

25

'34..... Manion, Clyde
 '35-37..... Derringer, Paul
 '39-40..... Gamble, Lee
 '41-42..... Koy, Ernie
 '47-48..... Vollmer, Clyde
 '50..... Rackley, Marv
 '51..... Post, Wally
 '51-52..... Edwards, Hank
 '52..... Jordan, Niles
 '53-61..... Bell, Gus
 '62-65..... Keough, Marty
 '67..... Robinson, Floyd
 '68..... Schaffer, Jimmie
 '69-72..... Carbo, Bernie
 '72-73..... Hague, Joe
 '74..... Knight, Ray
 '77-81..... Knight, Ray
 '83-84..... Puleo, Charlie
 '85..... Bell, Buddy
 Venable, Max
 '86-88..... Bell, Buddy
 '88..... Griffey, Ken Sr.
 '89-91..... Benzinger, Todd
 '91..... Martinez, Carmelo
 '92..... Bankhead, Scott
 '93..... Cadaret, Greg
 '94-96..... Knight, Ray
 '96-97..... Knight, Ray

'98-2001..... Young, Dmitri
 '02-03..... Knight, Ray
 '04..... Vander Wal, John
 '05-09..... Weathers, David
 '11..... Francisco, Juan
 '12..... Costanzo, Mike
 Gregorius, Didi
 '14..... Schumaker, Skip
 '15..... Badenhop, Burke
 '17-18..... Reed, Cody
 '19-21..... Bell, David

26

'34..... Driessen, Chuck
 '35..... O'Farrell, Bob
 '35..... Hollingsworth, Al
 '36..... Freitas, Tony
 '36-37..... Moody, Jake
 '37..... Moser, Arnie
 '39..... Bordagaray, Frenchy
 '41..... Lukon, Eddie
 '44..... Kosman, Mike
 '51..... McCosky, Barney
 Tappe, Ted
 '52..... Adcock, Joe
 '55..... Hazle, Bob
 Brovia, Joe
 '56..... Dyck, Jim
 '58..... Fridley, Jim
 '65..... James, Charlie
 '68..... Kelso, Bill
 '73..... Scheinblum, Richie
 '74-75..... Rettenmund, Merv
 '78-81..... Kennedy, Junior
 '82-85..... Walker, Duane
 '87-88..... Garcia, Leo
 '89..... Snider, Van
 '90-91..... Lee, Terry
 '92..... Coles, Darnell
 '93..... Gregg, Tommy
 '94..... Pegues, Steve
 '95-96..... Ruffin, Johnny
 '98..... Cooke, Steve
 '99..... Hudek, John
 2000..... LaRue, Jason
 Sexton, Chris
 Dawkins, Gookie
 '01..... Jennings, Robin
 '02-05..... Pena, Willy Mo
 '06-07..... Ross, David
 '08..... Ross, David
 Castillo, Wilkin
 '09..... Castillo, Wilkin
 '11..... Hermida, Jeremy
 '12-13..... Paul, Xavier
 '14..... Francis, Jeff
 '15-20..... Iglesias, Raisel
 '21..... Heineman, Scott
 DeShields Jr., Delino

27

'33..... Smith, Bob
 Robello, Tommy
 '34..... Lombardi, Ernie
 '35..... Schott, Gene
 '36..... Moore, Dee
 Nelson, Emmett
 '37..... Jorgensen, Pinky
 Vander Meer, Johnny
 '39..... Bongiovanni, Nino
 '41..... Waner, Lloyd
 '42-45..... Walker, Gee
 '46-47..... Lullion, Eddie
 '48..... Wyrostek, Johnny
 '53..... Joe Szekely
 '55..... Gorbous, Glen
 '55-56..... Silvera, Al
 '56..... Flood, Curt
 '57..... Schult, Art
 Taylor, Joe

'59..... Powers, Johnny
 '60..... Anderson, Harry
 Walls, Lee
 '61..... Anderson, Harry
 '61-62..... Whisenant, Pete
 '66-67..... Baldschun, Jack
 '73..... Locklear, Gene
 '88-97..... Rijo, Jose
 2001-02..... Rijo, Jose
 '05..... Bergolla, William
 '07-08..... Keppinger, Jeff
 '09..... Sutton, Drew
 Rolen, Scott
 '10-12..... Rolen, Scott
 '15..... Boesch, Brennan
 '16..... Ohlendorf, Ross
 '17-18..... Ervin, Phillip
 '19..... Kemp, Matt
 '19-20..... Bauer, Trevor
 '21..... Freeman, Mike

28

'34..... Frey, Benny
 '35..... Brennan, Don
 '36..... Brennan, Don
 Joost, Eddie
 '37..... Brennan, Don
 '37..... Gehrman, Paul
 '39-40..... DiMaggio, Vince
 '41..... Sauer, Hank
 '42..... Kelleher, Frankie
 Sauer, Hank
 '43..... Aleno, Chuck
 '44..... Eisenhardt, Jake
 '45..... Sauer, Hank
 '46..... Lawing, Garland
 Vollmer, Clyde
 '48..... Litwiler, Danny
 Rickert, Marv
 '49-50..... Litwiler, Danny
 '52..... Abrams, Cal
 '52-57..... Post, Wally
 '58..... Miksis, Eddie
 '58-68..... Pinson, Vada
 '69-73..... Tolan, Bobby
 '74..... Freed, Roger
 '77-78..... Summers, Champ
 '79..... Mejias, Sam
 Summers, Champ
 '80-81..... Mejias, Sam
 '82-85..... Cedeno, Cesar
 '86-89..... Daniels, Kal
 '89..... Madison, Scotti
 '90-91..... Myers, Randy
 '92-93..... Ruskin, Scott
 '94-98..... Harris, Lenny
 '98..... Konerko, Paul
 99-2000..... Lewis, Mark
 '00..... Bell, Mike
 '01..... Rivera, Ruben
 '02-06..... Kearns, Austin
 '06-07..... Lohse, Gene
 '08-09..... Encarnacion, Edwin
 '09..... Balentien, Vladimir
 '10-14..... Heisey, Chris
 '15-20..... DeSclafani, Anthony
 '21..... Lopez, Alejo

29

'33..... Quinn, Jack
 '34..... #Shotton, Burt
 '35..... Nelson, Emmett
 Sullivan, Billy
 '36..... Sheehan, Tom
 '37..... Jorgensen, Pinky
 Sheehan, Tom
 '42..... Secory, Frank
 Vollmer, Clyde
 '43..... Niemes, Jack
 '44..... Shoun, Clyde

'48-49..... Sauer, Hank
 '49..... Walker, Harry
 Post, Wally
 '57-59..... Whisenant, Pete
 '60..... Post, Wally
 Whisenant, Pete
 '61-63..... Post, Wally
 '68-69..... Johnson, Alex
 '71..... Bradford, Buddy
 '73..... Stahl, Larry
 '75..... Spencer, Tom
 '78-81..... Collins, Dave
 '82-84..... Trevino, Alex
 '86-88..... Jones, Tracy
 '88-91..... Winningham, Herm
 '92..... Swindell, Greg
 '94-98..... Boone, Bret
 '99..... Johnson, Brian
 2000-01..... Bell, Rob
 '01-'02..... Acevedo, Jose
 '02..... Gonzalez, Raul
 '03-04..... Acevedo, Jose
 '05..... Kelly, Kenny
 Perez, Miguel
 '07..... Stanton, Mike
 '08-13..... Harigan, Ryan
 '14-15..... Pena, Braylan
 '16-18..... Finnegan, Brandon
 '19-20..... Colon, Christian
 '21..... Friedl, TJ

30

'32..... Doolan, Mickey
 '34..... Kampouris, Alex
 Picinich, Val
 '35..... Hilcher, Whitey
 '36-37..... Kelly, George
 '37..... McCormick, Frank
 '39-42..... Derringer, Paul
 '49-51..... Peterson, Kent
 '51..... Bolger, Jim
 '55-58..... Freeman, Hersh
 '58..... Newcombe, Don
 '61-66..... Jay, Joey
 '68..... Ritchie, Jay
 '69-72..... Merritt, Jim
 '73-81..... Griffey, Ken Sr.
 '82..... Hurdle, Clint
 '83..... Williams, Dallas
 '87..... Hoffman, Guy
 '88..... McClendon, Lloyd
 '89-90..... Griffey, Ken Sr.
 '92..... Martinez, Dave
 '93-94..... Kelly, Roberto
 '94-95..... Hunter, Brian R.
 '96..... Coleman, Vince
 Perez, Eduardo
 '97-2000..... Griffey Sr., Ken
 '00-05..... Griffey Jr., Ken
 '06..... McCracken, Quinton
 Hopper, Norris
 '07-08..... Hopper, Norris
 '09..... Tatum, Craig
 '10-11..... Wood, Travis
 '12..... Navarro, Dioner
 '13..... Duke, Zach
 '14-15..... Bourgeois, Jason
 '16..... Waldrop, Kyle
 '17..... Alcantara, Arismendy
 '17-21..... Mahle, Tyler

31

'32..... #Howley, Dan
 '33..... Bluege, Otto
 '34..... Marshall, Bill
 '35..... Sheehan, Tom
 '36..... Hilcher, Whitey
 '37..... English, Charlie
 Vander Meer, Johnny
 '39-48..... Walters, Bucky

'49-53.....Wehmeier, Herm
'54.....Drews, Karl
Ross, Cliff
Wehmeier, Herm
'55.....Gross, Don
Lane, Jerry
'56-57.....Gross, Don
'58.....Hayden, Gene
O'Toole, Jim
Rabe, Charlie
'59-66.....O'Toole, Jim
'68.....McGinn, Dan
'69.....*Haddix, Harvey
'70-73.....McGlothlin, Jim
'74-75.....Kirby, Clay
'77-81.....Moskay, Paul
'84-89.....Franco, John
'92-93.....Belcher, Tim
'94-96.....McElroy, Chuck
'96.....Morgan, Mike
Smith, Lee
'97.....*McKeon, Jack
Timmons, Ozzie
'98.....Sullivan, Scott
'99-2000.....*McKeon, Jack
'01-03.....Stinnett, Kelly
'04.....Bong, J.K.
'05-08.....Beislie, Matt
'09-11.....Gomes, Jonny
'12-14.....Simon, Alfredo
'15.....Marquis, Jason
Finnegan, Brandon
Simon, Alfredo
'17.....Storen, Drew
'18.....Gallardo, Yovani
'19.....*Ward, Turner
'20.....Jankowski, Travis

32

'36.....Davis, Peaches
'36-37.....Grissom, Lee
'39.....Grissom, Lee
'41.....Pearson, Monte
'46-47.....Lambert, Clay
'48.....Cress, Walker
Hughes, Tommy
'49.....Cress, Walker
'50-54.....Smith, Frank
'55.....Pearce, Jim
'56.....Smith, Frank
'57.....Sanchez, Raul
'58.....Haddix, Harvey
'59.....Cuellar, Mike
'59-61.....Osteen, Claude
'62, '64-67.....Ellis, Sammy
'68.....Pappas, Milt
'73-79.....Norman, Fred
'82.....Shirley, Bob
'83.....Gale, Rich
'84.....Owchinko, Bob
'85-94.....Browning, Tom
'95-97.....Jarvis, Kevin
'97-2005.....Graves, Danny
'05.....*Moses, John
'06-07.....*Hatcher, Billy
'08-16.....Bruce, Jay
'17.....Turner, Stuart
'18.....Harvey, Matt
'19.....Duke, Zach
Alaniz, R.J.
'20.....Alaniz, R.J.
'21.....Schrock, Max

33

'35.....*Kelly, George
'37.....Miller, Eddie
'39-43.....Vander Meer, Johnny
'44-45.....Carter, Arnold
'46-49.....Vander Meer, Johnny
'50.....Hetki, Johnny

'51.....Blackburn, Jim
'53.....Church, Bubba
Kelly, Bob
'54.....Drews, Karl
'55.....Ridzik, Steve
'58.....Hatfield, Fred
'63.....Worthington, Al
'64.....Duren, Ryne
Worthington, Al
'65-66.....Zanni, Dom
'67-68.....Abemathy, Ted
'69.....Pascual, Camilo
'70.....Behney, Mel
'73-77.....Armbrister, Ed
'79.....Blair, Paul
'81-82.....Biittner, Larry
'84-90.....Robinson, Ron
'90-91.....Minutelli, Gino
'93-94.....Dorsett, Brian
'96.....Gibralter, Steve
'98.....Hudek, John
Kroon, Mark
'99.....Avery, Steve
'00-2001.....*Griffey, Ken Sr.
'02-03.....Branyan, Russell
'04.....Matthews, Mike
'05-06.....Aurilia, Rich
'07.....Hamilton, Josh
'08.....Fogg, Josh
'09-10.....Owings, Micah
'11-12.....Arredondo, Jose
'14.....Rodriguez, Yorman
'16.....Ibarren, Hernan
'17-21.....Winker, Jesse

34

'33.....*Ens, Jewel
'37.....Jordan, Buck
'39.....Weaver, Jim
West, Dick
'40-42.....Turner, Jim
'43-46.....Heusser, Ed
'47-51.....Erautt, Eddie
'53.....Collum, Jackie
Erautt, Eddie
'54-55.....Collum, Jackie
'56.....Meyer, Russ
'57.....Osteen, Claude
Rabe, Charlie
'58.....Kellner, Alex
'60.....Wieand, Ted
'60-61.....Bridges, Marshall
'61.....Jones, Sherman
'62.....Drabowsky, Moe
'64.....Nichols, Chet
'66-67.....Pappas, Milt
'69.....Pena, Jose
Ramos, Pedro
'70.....Belinsky, Bo
'70-79.....Borbon, Pedro
'80.....Burnside, Sheldon
'82.....Kern, Jim
'82-84.....Scherrer, Bill
'84-85.....Knicely, Alan
'85.....Smith, Mike
'86-87.....Gullickson, Bill
'88-92.....Reed, Jeff
'93-94.....Service, Scott
'95.....Smith, Pete
'95-97.....Burba, Dave
'98.....Frank, Mike
'99-2001.....Tucker, Michael
'01.....Pickering, Calvin
'02.....Encarnacion, Juan
'02-03.....Dempster, Ryan
'04-06.....Claussen, Brandon
'07-18.....Bailey, Homer
'19.....O'Grady, Brian
'20-21.....Payton, Mark
'21.....Wilson, Justin

35

'33.....#Bush, Donie
'36.....Moore, Whitey
'37.....Campbell, Gilly
'38.....Lombardi, Ernie
'39-42.....Moore, Whitey
'42-43.....Shoun, Clyde
'44.....Katz, Bob
Konstanty, Jim
'45.....Bossler, Mel
Modak, Mike
'46.....Andrews, Nate
'47.....Perkowski, Harry
Schultz, Mike
'49-54.....Perkowski, Harry
'55-58.....Klippstein, Johnny
'58.....Hayden, Gene
Wieand, Ted
'59.....Mabe, Bob
'60.....Sanchez, Raul
'65-69.....Arrigo, Jerry
'70-76.....Gullett, Don
'77.....Fryman, Woodie
'79-85.....Pastore, Frank
'87-88.....Pacillo, Pat
'89.....St. Claire, Randy
'88.....Griffin, Mike
'90-91.....Williams, Stan
'92.....Berroa, Geronimo
'93-2005.....Gullett, Don
'05-06.....Standridge, Jason
'07.....Saarloos, Kirk
'08-12.....*Speier, Chris
'14.....Smith, Steve
'15-18.....*Riggleman, Jim
'19.....Roark, Tanner
'21.....Osich, Josh

36

'37.....Moore, Whitey
Moore, Dee
'38.....Davis, Spud
'39.....Hafey, Bud
Livengood, Wes
Niggeling, Johnny
'41.....Beggs, Joe
'44.....Shoun, Clyde
'45.....Bush, Guy
Kennedy, Vern
'46.....Shound, Clyde
'47.....Raffensberger, Ken
Shound, Clyde
'48-53.....Raffensberger, Ken
'54.....Lane, Jerry
Picone, Mario
Raffensberger, Ken
'55.....Minarcin, Rudy
'56.....Oldham, John
'57.....Hacker, Warren
Hook, Jay
'58-60.....Amor, Vincente
'63-65.....Shore, Ray
'66-67.....Davidson, Ted
'68.....Carroll, Clay
Davidson, Ted
'69-75.....Carroll, Clay
'76.....Hinton, Rich
'77-88.....Soto, Mario
'89-90.....Roomes, Rolando
'91.....Carman, Don
'95.....Wells, David
'96.....Service, Scott
'97.....Morgan, Mike
'98-2000.....White, Gabe
'00.....Aybar, Manny
'00-01.....Cromer, D.T.
'02-04.....White, Gabe
'05.....Ortiz, Ramon
'06.....Cormier, Rheal

'07.....Gosling, Mike
'08-11.....Volquez, Edinson
'12-13.....Rodriguez, Henry
'14-15.....Holmberg, David
'15.....Gregg, Kevin
'16-17.....Wood, Blake
'17-18.....Mella, Keury
'19-21.....*Johnson, Derek

37

'37.....Mele, Dutch
'38.....McCormick, Frank
'39.....Barrett, Red
Davis, Peaches
'39-40.....Shoffner, Milt
'41-43.....Starr, Ray
'44.....Gumbert, Harry
'45-46.....Fox, Howie
'47.....Lively, Bud
'48.....Filipowicz, Steve
'48-49.....Lively, Bud
'53.....King, Clyde
'55.....Hooper, Bob
'56.....Shult, Art
'58-64.....Purkey, Bob
'65.....Craig, Roger
'67-68.....Tsitouris, John
'69-71.....Granger, Wayne
'74-76.....McEneaney, Will
'77-78.....Murray, Dale
'79-80.....Tomlin, Dave
'81.....Combe, Geoff
'82-83.....Harris, Greg
'84.....McGaffigan, Andy
Smith, Mike
'85.....McGaffigan, Andy
'86.....Smith, Mike
'87.....Scherrer, Bill
'88-92.....Charlton, Norm
'93.....Rothschild, Larry
'95-96.....Hernandez, Xavier
'96.....Lilliquist, Derek
'97-99.....Belinda, Stan
'00.....Charlton, Norm
'00-01.....Winchester, Scott
Miller, Corky
'02.....Miller, Corky
'03.....Smitherman, Stephen
'05-06.....Shackelford, Brian
'07.....Cormier, Rheal
Livingston, Bobby
'09.....Roenicke, Josh
'09-10, '13.....Miller, Corky
'16.....Cabrera, Ramon
'17.....Feldman, Scott
'18-19.....Hernandez, David
'20-21.....Stephenson, Tyler

38

'38.....Kampouris, Alex
'39.....Naktenis, Pete
Simmons, Al
West, Dick
'41.....Hutchings, Johnny
'43-44.....Malloy, Bob
'45.....Orphal, John
Riddle, Elmer
'46.....Dasso, Frank
Malloy, Bob
'47-48.....Peterson, Kent
'50.....Avrea, Jim
'50-52.....Byerli, Bud
'52-55.....Podbielan, Bud
'56.....LaPalme, Paul
'61.....Nunn, Howie
'62.....Hillman, Dave
'62-66.....Tsitouris, John
'66.....Fischer, Hank
'67-77.....Nolan, Gary
'77.....Torres, Angel

'80-84.....Berenyi, Bruce
'84-85.....Tibbs, Jay
'86.....Terry, Scott
'87.....Perry, Pat
'88.....Brown, Keith
Perry, Pat
'90-91.....Brown, Keith
'92.....Afenir, Troy
'95.....Remlinger, Mike
'97.....Mercker, Kent
'98-2001.....Harnisch, Pete
'02.....Moehler, Brian
'03-05.....Wagner, Ryan
'06-08.....Majewski, Gary
'09.....Wells, Kip
'10-18.....*Price, Bryan
'18.....Casali, Curt
'20-21.....Barrero (Garcia), Jose

39

'35.....Gamble, Lee
'38.....Myers, Billy
'39-42.....Thompson, Junior
'43.....Stone, Rocky
'44.....Ferguson, Bob
Katz, Bob
Peterson, Kent
'45.....Bowman, Joe
'49.....Dobemick, Jess
Howell, Dixie
'52-60.....Nuxhall, Joe
'62.....Miller, Bob
Wills, Ted
'65.....Locke, Bobby
'67.....Osteen, Darrell
'68-69.....Culver, George
'70.....Washburn, Ray
'71-72.....Gibbon, Joe
'84-87.....Parker, Dave
'88.....Roenicke, Ron
'91-93.....Hill, Milt
'94.....Hanson, Erik
'95.....Worthington, Craig
'96.....Belk, Tim
Coleman, Vince
Martinez, Pedro A.
'97-98.....Perez, Eduardo
2000.....Cromer, D.T.
Mercado, Hector
'01.....Atchley, Justin
'01.....Gonzalez, Raul
'02.....Silva, Jose
'03.....Manzanillo, Josias
'03-10.....Harang, Aaron
'11-18.....Mesoraco, Devin
'18-21.....Sims, Lucas

40

'38.....Riggs, Lew
'40.....Hutchings, Johnny
'41.....Logan, Bob
'46-48.....Hetki, Johnny
'49.....Fanovich, Frank
'50-51.....Ramsdell, Willie
'52.....Church, Bubba
'52.....Jordan, Niles
'56-59.....Acker, Tom
'60.....McLish, Cal
'61.....Johnson, Ken
'62.....Sisler, Dave
'67.....Boehmer, Len
'68-71.....Cloning, Tony
'76.....Zachry, Pat
'77.....Hoerner, Joe
Zachry, Pat
'78-80.....Bair, Doug
'81.....Edelen, Joe
Bair, Doug
'82.....Edelen, Joe
'84-85.....*Williams, Stan

'86.....Denny, John
'87.....Montgomery, Jeff
'88-91.....Armstrong, Jack
'92.....Green, Gary
'93-95.....Pugh, Tim
'96.....Carrara, Giovanni
Pugh, Tim
'97.....Bones, Ricky
'97-99.....Tomko, Brett
2002.....Dempster, Ryan
'03-05.....Wilson, Paul
'07.....Coutlangus, Jon
'08-11.....Masset, Nick
'13.....Reynolds, Greg
'14-15.....Axelrod, Dylan
'15-16.....Holt, Tyler
'17-18.....Brice, Austin
'19.....Wood, Alex

41

'38.....Goodman, Ival
40-44.....Riddle, Elmer
45.....Beck, Boom Boom
46-49.....Gumbert, Harry
'52.....Hiller, Frank
'58.....Kellner, Alex
'59.....Bailey, Jim
'61.....Hunt, Ken
'62-66.....Nuxhall, Joe
'77-82.....Seaver, Tom
'87.....Hume, Tom
Ruess, Jerry
'90-92.....#Piniella, Lou
'93.....Readon, Jeff
'95.....Pennington, Brad
'96-98.....Shaw, Jeff
'99-2000.....Villone, Ron
'01-03.....Reitsma, Chris
'04.....Sanchez, Jesus
'05-07.....*#Jerry Naron
'07.....Kelly, Pat
3/31/08.....Harang, Aaron
'08.....Affeldt, Jeremy
'09-12.....*Berry, Mark
'14.....Dennick, Ryan
'15.....Mattheus, Ryan
'16.....Somsen, Layne
Wright, Daniel
'17.....Buchanan, Lee
Shackelford, Kevin
'18.....Shackelford, Kevin
Wisler, Matt
'21.....Fulmer, Carson

42

'38.....Cooke, Dusty
40.....Barrett, Red
'42.....Burpo, George
'44.....De La Cruz, Tommy
'45.....Hetki, Johnny
Lisenbee, Hod
'46.....Burpo, George
'47.....Polivka, Ken
'53.....Johannes, Ivan
'54.....Savransky, Moe
'55.....Staley, Gerry
'56-58.....Jeffcoat, Hal
'59.....Brosnan, Jim
Jeffcoat, Hal
'60-63.....Brosnan, Jim
'64-68.....McCool, Billy
'69.....Ribant, Dennis
Short, Bill
'70.....Noriega, John
'71.....Blateric, Steve
'76-77.....Alcala, Santo
'78-80.....Bonham, Bill
'83-84.....Cato, Keeffe
'85.....Stuper, John
'86.....Willis, Carl

'89-90.....Mahler, Rick
'91.....Jefferson, Reggie
Jefferson, Stan
'93.....Varsho, Gary
'94-95.....Jarvis, Kevin
'95.....Jackson, Mike
'96.....Salkeld, Roger
4/15/07.....Griffey Jr., Ken
4/15/08.....Griffey Jr., Ken
#Baker, Dusty
April 15 each year.....Team

Retired in 1997
Jackie Robinson

43

'38.....Gamble, Lee
40-44.....Beggs, Joe
'44.....Lohrman, Bill
Nuxhall, Joe
'45.....Dasso, Frank
'46-47.....Beggs, Joe
'48.....Blackburn, Jim
'48-51.....Fox, Howie
'53-55.....Fisher, Maury
'56.....Kennedy, Bill
Jansen, Larry
'58.....Lown, Terry
'58-60.....Pena, Orlando
'62.....Nunn, Howie
'63.....Zanni, Dom
'66-67.....Nottebart, Don
'69.....Fisher, Jack
'70-71.....Wilcox, Milt
'72-77.....Billingham, Jack
'78.....Tomlin, Dave
'80.....Howell, Jay
'81.....Brown, Scott
'86-87.....Landrum, Bill
'88.....Gray, Jeff
Reed, Jeff
'89.....Tekulev, Kent
'90-91.....Layana, Tim
'93.....Landrum, Bill
'96-98.....Remlinger, Mike
'99.....Ryan, B.J.
2000-01.....Fernandez, Osmv
'02-04.....Haynes, Jimmy
'04-05.....Hancock, Josh
'06.....Tunnell, Lee
'07-09.....*Pole, Dick
'10-12.....Cairo, Miguel
'13-15.....Parra, Manny
'16-19.....Schebler, Scott
'20.....Raley, Brooks
'21.....Pérez, Cionel

44

'38.....Craft, Harry
'42.....Blackwell, Ewell
46-47.....Malloy, Bob
'48.....Blackburn, Jim
Hughes, Tommy
Cress, Walker
'58-59.....Schmidt, Willard
'60-65.....Henry, Bill
'65.....Duffalo, Jim
Henry, Bill
'69.....Jackson, Al
Noriega, John
'71-73.....Sprague, Ed
'73-74.....Baney, Dick
'75-76.....Darcy, Pat
'77.....Caldwell, Mike
'77-79.....Capilla, Doug
'79-82.....Liebrandt, Charlie
'84-91.....Davis, Eric
'93-95.....Roper, John
'95.....Duncan, Mariano
Viola, Frank
'96.....Davis, Eric

'97.....Watkins, Pat
'98.....Nieves, Melvin
Winchester, Scott
'99.....Cameron, Mike
2000.....Hunter, Brian L
'01-08.....Dunn, Adam
'10-15.....Leake, Mike
'15.....Waldrop, Kyle
'16.....Reed, Cody
'18.....Rainey, Tanner
'19-21.....Aquino, Aristides

45

'38.....Jordan, Buck
Richardson, Nolen
Stein, Justin
'46.....Wittig, Johnnie
'47.....Wehmeier, Herm
Young, Babe
'48.....Sauer, Hank
Wehmeier, Herm
'51-53.....Blake, Ed
'52.....Haugstad, Phil
Schmitz, Johnny
'57.....Skaugstad, Dave
'58.....Kelly, Bob
Morejon, Dan
'60.....Richards, Duane
'67.....Wood, Jake
'70-72.....Simpson, Wayne
'73-74.....Nelson, Roger
'76-79.....Sarmiento, Manny
'82-83.....Hayes, Ben
'84-85.....*Kaat, Jim
'86.....Welsh, Chris
'87-88.....Rasmussen, Dennis
'88.....Sierra, Candy
'89.....Sebra, Bob
'90-92.....Hammond, Chris
'93.....Hughes, Keith
Wickander, Kevin
'94-97.....Brantley, Jeff
'98.....Hutton, Mark
Tarasco, Tony
2000-02.....Dessens, Elmer
'03.....Anderson, Jimmy
'03-04.....Van Poppel, Todd
'05.....Ramirez, Elizardo
'06.....Hammond, Chris
Guardado, Eddie
'06-08, '10-12.....Bray, Bill
'13-15.....Marshall, Sean
'16-21.....*Benavides, Freddie

46

'38.....Benge, Ray
Lang, Don
'46.....Vollmer, Clyde
'53.....Baczewski, Fred
Nevel, Ernie
'54-55.....Baczewski, Fred
'56-59.....Lawrence, Brooks
'60.....Grimm, Bob
Lawrence, Brooks
'60-70.....Maloney, Jim
'74.....Osburn, Pat
'83-84.....Russell, Jeff
'85-88.....Murphy, Rob
'92-93.....Brumfield, Jacob
'94-97.....Schourek, Pete
'98.....Nieves, Melvin
Winchester, Scott
'99.....Bere, Jason
2000.....Kieschnick, Brooks
'01-04.....Riedling, John
'05.....Simpson, Allan
'06.....Mays, Joe
'07.....#Mackanin, Pete
'08.....Phillips, Andy
'09-11.....Fisher, Carlos

'13-14.....Parch, Curtis
'15-16.....Moscot, Jon
'17.....Adleman, Tim
'18.....Gosselin, Phil
Williams, Mason
'19.....Gausman, Kevin
'20.....Strop, Pedro
'21.....Bedrosian, Cam
Feliz, Michael

47

'38.....Frey, Lonny
'46-52.....Blackwell, Ewell
'53-54.....Judson, Howie
'58.....Hook, Jay
Wight, Bill
'59.....Arroyo, Luis
Rudolph, Don
Hook, Jay
'62.....Klipstein, Johnny
'63.....Coates, Jim
'65.....Arrigo, Gerry
'71.....Garrett, Greg
'74.....McQueen, Mike
'77-85.....Hume, Tom
'87-88.....Williams, Frank
'89-91.....Scudder, Scott
'92.....Bradley, Scott
'94.....Ruffin, Johnny
'95.....Sullivan, Scott
'96.....Smith, Lee
1996-2007.....*Hume, Tom
'08-15.....Cueto, Johnny
'15-16.....Lamb, John
'17-21.....Romano, Sal
21.....Brach, Brad

48

'38.....Davis, Kiddo
'47.....Riddle, Elmer
'48.....Burkhardt, Ken
Holcombe, Ken
'49.....Burkhardt, Ken
'53.....Martin, Barney
'56.....Scantlebury, Pat
'63.....Owens, Jim
'67-68.....Lee, Bob
'71-73.....Grimsley, Ross
'80.....Combe, Geoff
'83-87.....Power, Ted
'88-90.....Birtas, Sam
'91.....Power, Ted
'92-93.....Henry, Dwayne
'93-94.....Spradlin, Jerry
'95.....Reed, Rick
'96.....Spradlin, Jerry
'97.....White, Gabe
'98.....Jordan, Ricardo
Krivda, Rick
1999-2003.....Williamson, Scott
'03-05.....Valentine, Joe
'06.....Gosling, Mike
'07.....Cruz, Enrique
'08-11 Cordero, Francisco
'12-14.....Ludwick, Ryan
'15-16.....Sampson, Keyivus
'17.....Astin, Barrett
'18-19.....Hughes, Jared
'20.....Thornburg, Tyler
'21.....Givens, Mychal

49

'38.....Bongiovanni, Nino
'54.....Valentine, Corky
'55.....Black, Joe
Valentine, Corky
'56.....Black, Joe
'72-73.....Tomlin, Dave
'74-77.....Eastwick, Rawly
'80-86.....Price, Joe

'88-94.....Dibble, Rob
'95.....Nikowski, C.J.
Wilson, Nigel
Wells, David
'97.....Eischen, Joey
'98.....Weathers, David
'98-01.....Reyes, Dennys
'02.....Pineda, Luis
'03.....Heredia, Felix
'04-06.....*Chambliss, Chris
'07-12.....*Jacoby, Brook
'14-15.....Bell, Jay
'16.....Riggins, Mark
'16.....Renda, Tony
'17.....Wallach, Chad
'18.....Weiss, Zack
'19.....Herget, Jimmy

50

'38.....Hershberger, Willard
'50-52.....#Sewell, Luke
'52.....#Hornsby, Rogers
'53.....Hornsby, Rogers
'64.....Helms, Tommy
'77-78.....Dumoulin, Dan
'82-84.....Lesley, Brad
'92.....Botton, Tom
'93.....Gordon, Keith
'95.....Wells, David
'96.....*Bombard, Marc
Hume, Tom
'97.....Crowell, Jim
Service, Scott
'99.....Service, Scott
2000.....Bell, Rob
Dunlop, Harry
'01.....Reith, Brian
'01-02.....Hamilton, Joey
'03.....Mercker, Kent
Serafini, Danny
'04.....Naron, Jerry
'05-06.....Mercker, Kent
'07.....Dumatrait, Phil
'08.....Mercker, Kent
'09.....Viola, Pedro
'10.....Springer, Russ
'11.....Willis, Dontrelle
'12.....Broxton, Jonathan
'13-14.....Soto, Neftali
'15.....Lorenzen, Michael
'16.....Diaz, Dayan
'17-21.....Garrett, Amir

51

'38.....Lang, Don
Outlaw, Jimmy
'50-51.....Cuccinello, Tony
'51.....Litwhiler, Danny
'52.....*Brucker, Earle
'53.....Garrison, Ford
'54-57.....Fowler, Art
'57.....Podbielan, Bud
'74-75.....Carroll, Tom
'78-81.....LaCoss, Mike
'85.....Buchanan, Bob
'88-89.....Brown, Marty
'93.....Tubbs, Greg
'95.....Owens, Eric
'96.....Fordyce, Brook
'97.....Tabaka, Jeff
'98.....Bere, Jason
Priest, Eddie
'99.....Winchester, Scott
'00-2001.....Wohlers, Mark
'01.....MacRae, Scott
'03.....Austin, Jeff
'03-04.....Norton, Phil
'06.....Franklin, Ryan
'07-11.....Burton, Jared
'12.....Marshall, Sean

'13-14..... Broxton, Jonathan
'15..... Hand, Donovan
Bailester, Collin
'16..... Selsky, Steve
'17..... Bonilla, Lisalberto
'18..... Crockett, Kyle
Trahan, Blake
'21..... Alaniz, R.J.

52
'38..... Derringer, Paul
'50..... Mancuso, Gus
'51..... Litwhiler, Danny
'52..... *Chapman, Ben
'53..... #Mills, Buster
'54..... Powell, William
'91..... Sanford, Mo
'92..... Menendez, Tony
'93..... Luebbers, Larry
'96..... Mitchell, Keith
'97..... Winchester, Scott
2000..... Larkin, Andy
Riedling, John
'01..... Mercado, Hector
'02..... Chen, Bruce
'03-04..... Reith, Brian
'05..... Booker, Chris
Stone, Ricky
'06..... Williams, Dave
Yan, Esteban
Johnson, Jason
'07..... Stone, Ricky
'08-10..... Herrera, Daniel Ray
'11..... Reineke, Chad
'12-17..... Cingrani, Tony
'17..... Farrell, Luke
'18..... *Darwin, Danny
'19-20..... Farmer, Kyle
'21..... Garcia, Edgar
Sanmartin, Reiver

53
'38..... Grissom, Lee
'50-52..... *Page, Phil
'54..... Drews, Karl
Zuverink, George
'64..... Dickson, Jim
'64..... Duren, Ryne
76-77..... Henderson, Joe
'85..... Smith, Mike
'91..... Sanders, Reggie
'93..... Wickander, Kevin
'94..... Delucia, Rich
'96..... Pugh, Tim
Moore, Marcus
'97..... Martinez, Pedro A.
'98..... Williams, Todd
2000..... Luebbers, Larry
'01-02..... Brower, Jim
'02..... Fernandez, Jared
'03..... Budzinski, Mark
'03-05..... *Whisler, Randy
'06..... Burns, Mike
'07..... Salmon, Brad
'08..... Thompson, Daryl
'09-10..... Rhodes, Arthur
'14-15..... Contreras, Carlos
16..... Hayes, Drew
'16-19..... Peralta, Wandy
'20..... Biddle, Jesse
'21..... Gutierrez, Vladimir

54
'38..... Schott, Gene
'54..... Minarcin, Rudy
Pearce, Jim
'65-66..... Osteen, Darrell
'84..... Browning, Tom
'89..... Leary, Tim
'91-94..... Foster, Steve

'96..... Mottola, Chad
'98..... Glauber, Keith
'00..... Clark, Brady
'01..... Selby, Bill
'01..... Fernandez, Jared
'02..... Hudson, Luke
'03..... Hamilton, Joey
'04-05..... Hudson, Luke
'06..... Abad, Andy
Ramirez, Elizardo
'07..... Ramirez, Elizardo
'08..... Cabrera, Jolbert
'10-15..... Chapman, Aroldis
'16..... Cotham, Caleb
'17..... Davis, Rookie
'19-21..... Gray, Sonny

55
'38..... Davis, Peaches
'68-69..... Beauchamp, Jim
'75..... Werner, Don
'89..... Roesler, Mike
'90-91..... Sutko, Glenn
'92..... Pugh, Tim
'93..... Powell, Ross
'94..... Fortugno, Tim
'97..... Timmons, Ozzie
2000-02..... *Berry, Mark
'02..... Estes, Shawn
'04-08..... *Berry, Mark
'09-11..... Hernandez, Ramon
'12-14..... Latos, Mat
'15..... Schumaker, Skip
'16-20..... Stephenson, Robert
'21..... Hembree, Heath
Moreta, Dauri

56
'38..... Hollingsworth, Al
Walters, Bucky
'64-65..... Davidson, Ted
'80..... Householder, Paul
'82..... Lawless, Tom
'84..... Rowdon, Wade
'88..... Harris, Lenny
'89-90..... Rodriguez, Rosario
'92..... Greene, Willie
'93..... Anderson, Mike
Kaiser, Jeff
'96-97..... Sullivan, Scott
'98..... Kligenbeck, Scott
'99-2003..... Sullivan, Scott
'04..... Myette, Aaron
'05-07..... Coffey, Todd
'08..... Coffey, Todd
Owings, Micah
'09-11..... Maloney, Matt
'13..... Freeman, Justin
'14-15..... *Pico, Jeff
'16..... Delabar, Steve
'16-18..... *Power, Ted
'19-21..... *House, J.R.

57
'38..... Vander Meer, Johnny
'78..... Spilman, Harry
'80..... Milner, Eddie
'85..... O'Neill, Paul
'88..... Snider, Van
'91..... Benavides, Freddie
'92..... Costo, Tim
'93-97..... Smiley, John
'98..... Petagine, Roberto
'99..... Greene, Rick
Guzman, Juan
2001..... Nichtig, Chris
'03..... *Robson, Tom
'03..... Bale, John
'04..... Clark, Jermaine
'05..... Keisler, Randy

'06..... Germano, Justin
Harris, Brendan
'07..... Santos, Victor
'08-10..... Lincoln, Mike
'11..... Horst, Jeremy
'12-18..... *Jenkins, Mack
'18..... Reyes, Jesus
'20..... Jones, Nate
'21..... O'Brien, Riley

58
'38..... Cascarella, Joe
'74..... Darcy, Pat
'78..... DeFreites, Art
'87..... Treadway, Jeff
'92-93..... Hernandez, Cesar
'93..... Ruffin, Johnny
'94-97..... Carrasco, Hector
'97..... Lewis, Richie
'98-2000..... Parris, Steve
'01..... Rodriguez, Frank
'02..... Almanzar, Carlos
'03..... Hall, Josh
'05-06..... Ruhle, Vern
'07..... Lopez, Pedro
'08-09..... Ramirez, Ramon
'10..... Del Rosario, Enerio
'11..... Thompson, Daryl
'12..... Redmond, Todd
'13-14..... Christiani, Nick
'15..... Adcock, Nate
'16..... Straily, Dan
'17-21..... Castillo, Luis

59
'38..... Kleinhans, Ted
West, Dick
'84..... Toliver, Fred
'90-91..... Gross, Kip
'92..... Brown, Keith
'92-93..... Ayala, Bobby
'96..... Lyons, Curt
2000..... Glauber, Keith
'01..... Davis, Lance
'03..... *Berry, Mark
'04..... Jones, Todd
'05..... Sardinha, Dane
'07..... McBeth, Marcus
'08-12..... *Lopez, Juan
'14-18..... *Long, Don
'19..... Lavarnway, Ryan
'20-21..... *Zinter, Alan

60
'38..... Moore, Whitey
'93..... Koeling, Brian
2001..... *Greenwell, Mike
Piersoll, Chris
'03-'04..... Hummel, Tim
'04..... Padilla, Juan
'06..... Schoeneweis, Scott
'08..... Rosales, Adam
'09..... Manuel, Robert
Barker, Kevin
'12-16..... Hoover, J.J.
'16..... Magill, Matt
'18..... *Kelly, Pat
'19-21..... *Tunnell, Lee

61
'38..... Barrett, Red
'82..... Redus, Gary
'93..... Bushing, Chris
'95..... Gibraltar, Steve
'97..... Carrara, Giovanni
2003..... Watson, Mark
'06-13..... Arroyo, Bronson
'14-15..... *Tinsley, Lee
'16..... Lopez, Raffy
Melville, Tim

'17..... Arroyo, Bronson
'18..... Quackenbush, Kevin
Guerrero, Gabriel
'19-21..... *Pickler, Jeff

62
'38..... Berger, Wally
'93..... Kessinger, Keith
'95..... Courtright, John
'98..... Garcia, Guillermo
2003..... Etherton, Seth
'06..... Olmedo, Ray
'07..... Gil, Jerry
'08..... Richar, Danny
'09..... Lehr, Justin
'10-11..... Smith, Jordan
'14..... Bell, Trevor
'14-15..... Villarreal, Pedro
'16..... Morris, A.J.
'17-18..... Stephens, Jackson
'20-21..... *Mather, Joe

63
'38..... Weaver, Jim
2003..... Stenson, Dernel
'06..... Michalak, Chris
'07..... Coats, Buck
'08..... Pettyjohn, Adam
'10-15..... LeCure, Sam
'17..... Hernandez, Ariel
'18..... Floro, Dylan
Aquino, Aristides
'19..... Mella, Keury
'21..... Doolittle, Sean

64
2003..... Chamblee, Jim
'06..... Kim, Sun-Woo
'07..... Shearn, Tom
'08..... Adkins, Jon
'09..... Balentien, Wladimir
'09-10..... *Francisco, Juan
'14..... Corcino, Daniel
'15..... Smith, Josh
'16-18..... *Jaramillo, Tony
'19..... *Ecker, Donnie
'20..... Davidson, Matt
'21..... Santillan, Tony

65
'38..... #McKechnie, Bill
'95..... Grott, Matt
2003..... Randall, Scott
'07..... Hanigan, Ryan
'08..... Roenicke, Josh
'12-13..... Villarreal, Pedro
'15..... LaMarre, Ryan
'17..... Wojciechowski, Asher
'19-20..... *Cotham, Caleb
'21..... *Jagers, Eric

66
'38..... *Gowdy, Hank
2003..... Norton, Phil
'10-14..... Ondrusek, Logan
'16..... De Los Santos, Jose
Ramirez, JC
'19..... Puig, Yasiel
'19-20..... Kuhnelt, Joel

67
'38..... *Roush, Edd
'97..... Rodriguez, Felix
2003..... Sardinha, Dane
'12..... Rodriguez, Henry
'15..... Cabrera, Ramon
'16..... Kivlehan, Patrick
'17..... Chacin, Alejandro
'19..... Bowman, Matt

68
2003..... Valent, Eric
'12..... Gregorius, Didi
'16..... Adleman, Tim
'17..... M*Guire, Deck
'19..... Graterol, Juan
'21..... Hendrix, Ryan

69
'96..... Belk, Tim

70
'98..... Larkin, Stephen
2003..... Belisle, Matt
'12..... Cingrani, Tony
'14-16..... Diaz, Jumbo
'20-21..... Antone, Tejay

71
2003..... Cerros, Juan

72
'95..... Duncan, Mariano
'96..... Goodwin, Curtis
*Hume, Tom
'04-18..... *Stefanski, Mike

73
'16..... Smith, Josh

75
'14..... *Antigua, Nilson
'21..... Goudeau, Ashton

77
2005..... Weber, Ben
2007..... *Narron, Johnny
'21..... Warren, Art

79
'86..... *Lett, Jim

81
2006-07..... Guardado, Eddie

85
2021..... Cessa, Luis

87
'15-18..... *Hughes, Dustin
20-21..... De León, José

88
'14-15..... *Benavides, Freddie
'18..... *Ebert, Derrin
'19-21..... *Valles, Rolando

89
'17..... *Pollorena, Luis
'19-21..... *Pérez, Cristian

90
'19-21..... *DeShields, Delino

91
'19-21..... *Duarte, Jose

92
'19-21..... *Irving, Nate



NATIONAL BASEBALL HALL OF FAME AND MUSEUM

25 Main Street, Cooperstown, New York 13326

Phone: (607) 547-7200

Public Relations: (607) 547-0215

E-mail address: info@baseballhall.org

Website: baseballhall.org

Summer Hours: Memorial Day Weekend - Labor Day Weekend: 9 a.m. to 9 p.m.

Regular Hours: 9 a.m. to 5 p.m.

Holiday Closings: Thanksgiving Day, Christmas Day, and New Year's Day.

DIRECTORY: Jane Forbes Clark (Chairman), Josh Rawitch (President), Jeff Jones (Senior Vice President of Finance and Administration), Sean Gahagan (Vice President, Retail Merchandising & Licensing), Erik Strohl (Vice President, Exhibitions and Collections), Ken Meifert (Vice President, Sponsorship & Development)

PR CONTACTS: Jon Shestakofsky (Vice President, Communications & Education) and Craig Muder (Comm. Director)

HALL OF FAME INDUCTION 2022: Sunday, July 24

Class of 2022: Bud Fowler, Gil Hodges, Jim Kaat, Minnie Miñoso, Tony Oliva, Buck O'Neil, David Ortiz

REDS IN THE HALL OF FAME

A total of 45 former players, managers and executives in the Hall of Fame spent all or part of their professional careers with the Cincinnati Reds. Ten Hall of Famers spent a majority of their careers in a Reds uniform, including Johnny Bench, Barry Larkin, Ernie Lombardi, Bill McKechnie, Bid McPhee, Joe Morgan, Tony Pérez, Eppa Rixey, Frank Robinson and Edd Roush. For a complete list of Cincinnati Reds in the Hall of Fame, visit the Hall of Famers team pages at www.baseballhall.org.

NOTABLE REDS ARTIFACTS IN COOPERSTOWN

- A bat used by Mike Moustakas during the 2020 postseason featuring the "Heal & Unite" logo.
- Bat used by Aristides Aquino on Aug. 10, 2019, when he hit three home runs in one game.
- Spikes worn by Joey Votto on Sept. 30, 2018, his final game of a season where he led the NL in on-base percentage for the seventh time.
- Bat used by Scooter Gennett to hit four homers in one game on June 6, 2017.
- Spikes worn during road games by Joey Votto during his streak of 20 consecutive games reaching base multiple times in 2017.
- Cap worn by Aroldis Chapman on April 10, 2015 when he recorded his 115th save to set a new mark for pitchers born in Cuba.
- Jersey worn by Brandon Phillips on July 29, 2015 when he became the first player to record four hits, two home runs, seven RBI and two stolen bases since RBI became an official statistic in 1920.
- Bat used by Devin Mesoraco from June 19-24, 2014 when he homered in five straight games.
- Spikes from Homer Bailey, who no-hit the Giants on July 2, 2013 for his second no-hitter.
- A cap from pitcher Mike Leake, who became the first pitcher in 15 years to go directly from amateur ball to the big leagues.
- Helmet worn by Ken Griffey Jr. to hit his 600th career home run on June 9, 2008, becoming the sixth player to reach the mark.
- Batting helmet worn by Ken Griffey Jr. when he hit his 500th home run on June 20, 2004.
- Lineup card from the first game and ball from the first hit by Ken Griffey Jr. at Great American Ball Park, March 31, 2003.
- Baseball hit for a RBI-groundout by Dmitri Young that produced a run in the 182nd consecutive game for Cincinnati, setting a Major League record, April 24, 2001.
- Ken Griffey Jr.'s batting helmet when he became the youngest ever to reach 400 career home runs on April 10, 2000.
- Bat and baseball from home run hit by Mark Lewis, who hit the Reds' ninth home run in a game vs. Philadelphia on Sept. 4, 1999, setting an NL record.
- More than 20 artifacts representing the career of all-time hits leader Pete Rose.



Bat used by Aristides Aquino to hit three home runs on Aug. 10, 2019.

A LOOK AHEAD TO 2023

Ballots for the 2023 Hall of Fame/BBWAA election will be distributed following the 2022 season with results from the voting scheduled to be announced in January 2023. A partial list of first-year candidates for election includes Carlos Beltrán, John Lackey, Francisco Rodríguez and Jayson Werth. Historical information on past BBWAA elections and the election process can be accessed at www.baseballhall.org or by contacting the Hall of Fame Communications department.

CONNECT TO COOPERSTOWN

- For up-to-the-minute news from Cooperstown, visit at www.baseballhall.org. Stay up-to-date on all the activity at the Hall of Fame's official site, on Twitter @baseballhall and through social networking on Facebook, Instagram and YouTube.
- If you would like to receive interesting stories and timely news items direct from the Hall of Fame and get the inside track on the latest happenings in Cooperstown, sign up for *Inside Pitch*. There's no cost to receive our weekly electronic newsletter in your e-mail box at home or work and it's easy to enroll: Just log on to www.baseballhall.org/media/museum-facts.
- If you have an interest in receiving *Around The Horn*, the Hall's monthly media newsletter, please send an e-mail to info@baseballhall.org. Be sure to include your name, name of organization and e-mail address. Or visit www.baseballhall.org/media-info.

RESEARCH ASSISTANCE

The Hall of Fame is pleased to provide assistance in baseball research and members of the media are encouraged to utilize this valuable baseball resource whenever necessary by calling the Public Relations department at (607) 547-0215, or the Library Reference desk at (607) 547-0330.

REDS IN THE NATIONAL BASEBALL HALL OF FAME



SPARKY ANDERSON



JOHNNY BENCH



WARREN GILES



BARRY LARKIN



ERNIE LOMBARDI



BILL McKECHNIE



BID MCPHEE



JOE MORGAN



TONY PEREZ



EPPA RIXEY



EDD ROUSH

FORD C. FRICK AWARD

- Red Barber (WSAI, 1978)
- Russ Hodges (WFBE, 1980)
- Marty Brennaman (WLW, 2000)
- Al Helfer (WSAI, 2019)
- Al Michaels (WLW, 2020)

J.G. TAYLOR SPINK AWARD

- Hugh Fullerton - Columbus Post-Dispatch (1964)
- James Isaminger - Cincinnati Times-Star (1974)
- Si Burick - Dayton Daily News (1982)
- Earl Lawson - Cincinnati Post (1985)
- Ritter Collett - Dayton Daily News (1991)
- Hal McCoy - Dayton Daily News (2002)

OTHER HALL OF FAMERS WHO SPENT PART OF THEIR CAREERS WITH THE REDS

- | | | |
|--------------------|-------------------|---------------|
| Jake Beckley | Jesse Haines | Tom Seaver |
| Jim Bottomley | Harry Heilmann | Al Simmons |
| Three-Finger Brown | Milly Huggins | Lee Smith |
| Sam Crawford | Joe Kelley | Joe Tinker |
| Kiki Cuyler | George Kelly | Dazzy Vance |
| Leo Durocher | Mike (King) Kelly | Lloyd Waner |
| Buck Ewing | Rube Marquard | Deacon White |
| Ken Griffey Jr. | Charles Radbourne | George Wright |
| Clark Griffith | Frank Robinson | Harry Wright |
| Chick Hafey | Amos Rusie | |

REDS EXECUTIVES/MANAGERS IN THE HALL OF FAME

- | | | |
|------------------|----------------|-------------------|
| Sparky Anderson | Clark Griffith | Christy Mathewson |
| Charles Comiskey | Ned Hanlon | Bill McKechnie |
| Candy Cummings | Rogers Hornsby | |
| Warren Giles | Larry MacPhail | |

CINCINNATI REDS HALL OF FAME

Eighty-one players, five managers, three executives and one broadcaster have been elected to the Reds Hall of Fame since its inception in 1958. For more information including expanded inductee biographies, visit redsmuseum.org.


REDS HALL OF FAME

Sparky Anderson, 2000
 Jake Beckley, 2014
 Gus Bell, 1964
 Johnny Bench, 1986
 Jack Billingham, 1984
 Ewell Blackwell, 1960
 Pedro Borbon, 2010
 Marty Brennaman, 2021
 Rube Bressler, 1963
 Dave Bristol, 2018
 Tom Browning, 2006
 Smokey Burgess, 1975
 Leo Cardenas, 1981
 Clay Carroll, 1980
 Sean Casey, 2012
 Gordy Coleman, 1972
 David Concepcion, 2000
 Harry Craft, 1963
 Sam Crawford, 1968
 Hughie Critz, 1962
 Eric Davis, 2005
 Jake Daubert, 1966
 Paul Derringer, 1958

Pete Donohue, 1964
 Dan Driessen, 2012
 Adam Dunn, 2018
 Bob Ewing, 2001
 George Foster, 2003
 Lonny Frey, 1961
 Cesar Geronimo, 2008
 Warren Giles, 1969
 Ival Goodman, 1959
 Wayne Granger, 1982
 Ken Griffey Jr., 2014
 Ken Griffey Sr., 2004
 Heinie Groh, 1963
 Don Gullett, 2002
 Noodles Hahn, 1963
 Bubbles Hargrave, 1962
 Tommy Helms, 1979
 Garry Herrmann, 2008
 Bob Howsam, 2004
 Dummy Hoy, 2003
 Fred Hutchinson, 1965
 Joey Jay, 2008
 Ted Kluszewski, 1962

Larry Kopf, 1965
 Barry Larkin, 2008
 Brooks Lawrence, 1976
 Ernie Lombardi, 1958
 Red Lucas, 1965
 Dolf Luque, 1967
 Jerry Lynch, 1988
 Jim Maloney, 1973
 Lee May, 2006
 Frank McCormick, 1958
 Mike McCormick, 1966
 Bill McKechnie, 1967
 Roy McMillan, 1971
 Bid McPhee, 2002
 Joe Morgan, 1987
 Tony Mullane, 2010
 Billy Myers, 1966
 Gary Nolan, 1983
 Fred Norman, 2018
 Joe Nuxhall, 1968
 Ron Oester, 2014
 Jim O'Toole, 1970
 Dave Parker, 2014

Tony Perez, 1998
 Vada Pinson, 1977
 Wally Post, 1965
 Bob Purkey, 1974
 John Reilly, 2012
 Jose Rijo, 2005
 Eppa Rixey, 1959
 Frank Robinson, 1978
 Pete Rose, 2016
 Edd Roush, 1960
 Chris Sabo, 2010
 Tom Seaver, 2006
 Cy Seymour, 1998
 Mario Soto, 2001
 Johnny Temple, 1965
 Johnny Vander Meer, 1958
 Bucky Walters, 1958
 Billy Werber, 1961
 Will White, 2004
 George Wright, 2005
 Harry Wright, 2005

Paul Derringer - 1958


Derringer had four 20-win seasons with the Reds, including three consecutive from 1938-'40. He went 25-7 with a 2.93 ERA to lead the Reds to the 1939 pennant. A year later, Derringer

went 20-12 for the World Champion Reds.

W-L	ERA	GS	IP	CG	SO
161-150	3.36	322	2615.1	189	1062

Ernie Lombardi - 1958


Lombardi spent his most productive years with the Reds and won the MVP Award in 1938, when he hit .342 to lead the National League. He was the first catcher in baseball history to

win two batting titles (1938, 2942).

G	AVG	AB	R	H	HR	RBI
1203	.311	3980	420	1238	120	682

Frank McCormick - 1958


McCormick was named the 1940 NL MVP after leading the Reds to a World Series title. He hit .309 that year with 19 homers and 127 RBI. The nine-time All-Star led the league in hits

from 1938-40 and RBI (128) in 1939.

G	AVG	AB	R	H	HR	RBI
1228	.301	4787	631	1439	110	803

Johnny Vander Meer - 1958


Vander Meer, a 116-game winner with the Reds from 1937-'49, is the only pitcher in history to throw back-to-back no-hitters. He won at least 15 games in five seasons and was a four-time member of the NL's All-Star team.


W-L	ERA	GS	IP	CG	SO
116-116	3.41	274	2028.0	131	1251

Bucky Walters - 1958


During the Reds pennants in 1939-40, Walters went 49-21 with a 2.38 ERA. His 1939 season - which included a league-best 2.29 ERA, 27 wins, 137 strikeouts and 31 complete

games - earned him the NL MVP award.

W-L	ERA	GS	IP	CG	SO
160-107	2.93	296	2359.1	195	879

Ival Goodman - 1959


Goodman, a two-time All-Star with the Reds, led the NL in triples during his first two seasons. In 1938 he set a Reds record of 30 home runs in one season. During that season, he hit .292,

had 92 RBI and scored 103 runs.

G	AVG	AB	R	H	HR	RBI
965	.279	3562	554	995	91	464

Eppa Rixey - 1959



Rixey had three of his four 20-win seasons with the Reds. The lefty compiled a career 266-251 mark, which included a 179-148 record with Cincinnati. Rixey tallied 290 career complete games,

37 shutouts and a 3.15 ERA.

W-L	ERA	GS	IP	CG	SO
179-148	3.33	357	2890.2	180	660

Ewell Blackwell - 1960



Blackwell, a skinny 6'6" sidearm hurler, earned the name "The Whip" following the 1947 season (22-8, 2.47 ERA, 193 strikeouts). A member of six consecutive All-Star teams, he followed a

no-hitter with a one-hitter in 1947.

W-L	ERA	GS	IP	CG	SO
79-77	3.32	163	1281.1	69	819

Edd Roush - 1960



Roush, considered the best hitter during the dead-ball era, batted better than .300 in 11 straight seasons. A batting champion in 1917 and 1919, he was considered one of the Reds' most

intense and intelligent players.

G	AVG	AB	R	H	HR	RBI
1399	.331	5384	815	1784	47	763

Lonny Frey - 1961



Frey, a three-time All-Star, spent half of his 14-year career with the Reds. His 22 stolen bases led the league during the 1940 World Series Championship season, and his 95 runs in 1939 helped the Reds to an NL pennant.

G	AVG	AB	R	H	HR	RBI
941	.265	3533	541	937	36	310

Billy Werber - 1961



Werber, a fiery competitor for 11 seasons, brought new life to the Reds in the late 1930s. The third baseman scored 225 runs and hit 70 doubles during the Reds' pennant-winning seasons of 1939 and 1940.

G	AVG	AB	R	H	HR	RBI
399	.272	1601	276	435	21	151

Hughie Critz - 1962



Critz sparked his 12-year career with a .322 batting average during his rookie season. The second baseman went on to lead the league in fielding four times. Critz finished second

in MVP voting following the 1926 season.

G	AVG	AB	R	H	HR	RBI
802	.280	3127	452	876	18	327

Bubbles Hargrave - 1962



Hargrave hit better than .300 six straight years (1922-27), including a league-high .353 in 1926. He spent eight of his 12 seasons in Cincinnati, and his .310 career batting average is one of the best ever by a catcher.

G	AVG	AB	R	H	HR	RBI
766	.314	2367	298	744	29	359

Ted Kluszewski - 1962



Kluszewski, one of baseball's best all-around athletes, averaged 43 home runs and 116 RBI from 1953-56. The popular first baseman and four-time All-Star hit at least .300 in seven

seasons and had 100 RBI in five.

G	AVG	AB	R	H	HR	RBI
1339	.302	4961	745	1499	251	886

Rube Bressler - 1963



Bressler spent 11 of his 19 seasons with the Reds as a left-handed pitcher and right-handed-hitting outfielder/first baseman. Best known for his open-hand grip of the bat, he slap hit

his way to a .301 lifetime batting average.

G	AVG	AB	R	H	HR	RBI
745	.311	2223	294	692	15	344

Harry Craft - 1963



Craft is best known for his short stint as a manager, but his even shorter stint as a player is a part of Cincinnati history. One of the best defensive center fielders of his era, Craft helped the

Reds to pennants in 1939 and 1940.

G	AVG	AB	R	H	HR	RBI
566	.253	2104	237	533	44	267

Heinie Groh - 1963



One of Cincinnati's finest leadoff men, Groh was considered a top-notch bunter and a selective hitter. The third baseman spent eight of his 16 seasons in Cincinnati, amassing a .301 average and 134 stolen bases from 1914-21.

G	AVG	AB	R	H	HR	RBI
1211	.298	4439	665	1323	17	408

Noodles Hahn - 1963



From 1899-1905 Hahn went 127-92 in 225 starts and 12 relief appearances for Cincinnati. He won 23 games as a rookie, which was just one of his four 20-win seasons. Hahn led the NL

in strikeouts from 1888-1901.

W-L	ERA	GS	IP	CG	SO
127-92	2.52	225	1987.1	209	900

Gus Bell - 1964


Bell, a power-hitting outfielder, spent his best years in Cincinnati, topping 100 RBI four times from 1953-61. A four-time All-Star and member of the 1961 pennant-winning Reds, Bell had a career-high 30 homers in 1953.

G	AVG	AB	R	H	HR	RBI
1235	.288	4667	634	1343	160	711

Pete Donohue - 1964


A three-time 20-game winner with the Reds during the 1920s, Donohue was considered the workhorse of the NL. Donohue registered 137 complete games in his 12-year career, which included a league-high 27 in 1925.

W-L	ERA	GS	IP	CG	SO
127-110	3.73	253	1996.1	133	536

Fred Hutchinson - 1965


Hutchinson, a Tiger pitcher for 10 seasons, found similar success as a manager. He led the Reds to 443 wins and a 1961 pennant. "Hutch" was a fan favorite, which, unfortunately, became evident after his death in '64.

Years	W	L	Pct.
1959-64	443	372	.544

Larry Kopf - 1965


Kopf, the Reds' shortstop during the 1919 World Series, spent five of his 10 seasons in Cincinnati. During the series, he hit two triples, scored three runs and drove in two. He stole 49 bases during a three-year span with the Reds.

G	AVG	AB	R	H	HR	RBI
527	.250	1941	226	485	3	173

Red Lucas - 1965



Lucas won 109 games for the Reds from 1926-33. In one stretch from 1931-32, he produced 27 consecutive complete games. The 157-game winner also had a career .281 batting average.

W-L	ERA	GS	IP	CG	SO
109-99	3.64	202	1768.2	158	404

Wally Post - 1965


Considered the most powerful hitter in the NL during his heyday, Post hit 76 home runs from 1955-56. Post, who spent 10 seasons in Cincinnati, tallied 109 RBI and scored 116 runs in 1955, ranking him among the NL leaders.

G	AVG	AB	R	H	HR	RBI
902	.266	3021	463	805	172	525

Johnny Temple - 1965


Temple, a four-time All-Star, was a popular second baseman with the Reds in the 1950s. He had a career year in 1959, batting .311 with 67 RBI and 102 runs. He led the NL in putouts three times; assists and double plays once.

G	AVG	AB	R	H	HR	RBI
984	.291	3632	533	1058	15	300

Jake Daubert - 1966


Daubert, one of the league's best all-around first basemen in the early 1900s, was a steady .300 hitter for 10 seasons in the dead-ball era. In 1922, at the age of 38, he had 205 hits for a .336 average.

G	AVG	AB	R	H	HR	RBI
801	.301	3121	469	939	23	307

Mike McCormick - 1966


McCormick's .300 average during his rookie season helped lead the Reds to the 1940 World Series title, during which he hit .310. He played for Cincinnati from 1940-1946, excluding the '44 and '45 seasons for military service.

G	AVG	AB	R	H	HR	RBI
287	.278	1010	128	281	6	77

Billy Myers - 1966


Myers is best remembered for his game-winning sacrifice fly in the seventh game of the 1940 World Series. A savvy shortstop, Myers was a master of reading baserunners and stealing signs from opposing teams.

G	AVG	AB	R	H	HR	RBI
714	.258	2336	309	602	44	239

Dolf Luque - 1967


Luque was one of the first Cubans to succeed in the majors. In 1923 he led the NL in wins (27), ERA (1.93) and winning percentage (.771). In two appearances in the 1919 World Series, he posted a 0.00 ERA.

W-L	ERA	GS	IP	CG	SO
154-152	3.09	321	2668.2	183	970

Bill McKechnie - 1967


An intelligent player, McKechnie eventually found his calling as a manager. He led the Reds to a 1940 World Series title after a 100-53 season. In 25 seasons, he amassed a 1,896-1,723 record (744-631 in Cincinnati).

Years	W	L	Pct.
1938-46	744	631	.541

Sam Crawford - 1968



Crawford started his career with the Reds in 1899 in the young and thriving National League. Crawford, who hit better than .300 in 10 of his 17 full seasons with Cincinnati and Detroit, is

the career leader in triples with 309.

G	AVG	AB	R	H	HR	RBI
403	.312	1586	276	498	27	261

Joe Nuxhall - 1968



Nuxhall, a Cincinnati icon, first pitched for the Reds at a record age of 15. The two-time All-Star went on to win 135 games during his 16 seasons in the Major Leagues before retiring to the

broadcast booth in 1967.

W-L	ERA	GS	IP	CG	SO
130-109	3.80	274	2169.1	82	1289

Warren C. Giles - 1969



Giles was named Reds' GM in 1937. Two years later, the Reds won a pennant. In 1940 he led the team to a World Series Championship and was elected club president in 1948. In

1951 he was named president of the NL.

Years In Front Office
1937-51

Jim O'Toole - 1970



O'Toole was a major contributor during the Reds' winning of the pennant in 1961. His 19-9 record, with a 3.10 ERA, gave him the second-best win percentage in the NL that year. The lefty

won 81 games for the Reds from 1960-64.

W-L	ERA	GS	IP	CG	SO
94-81	3.59	228	1561	57	1002

Roy McMillan - 1971



McMillan, who spent 10 seasons in Cincinnati, won the very first three Gold Gloves for the shortstop position. In 1954 he set a since-surpassed record of 129 double plays, and he was

twice named to an All-Star team.

G	AVG	AB	R	H	HR	RBI
1348	.249	4319	497	1074	42	395

Gordy Coleman - 1972



During his first full season in the bigs, Coleman hit 26 homers and drove in 87 runs to help the Reds to a 1961 pennant. The following season he hit 28 homers and drove in 86 runs with

his usual solid defense at first base.

G	AVG	AB	R	H	HR	RBI
767	.271	2369	277	642	98	385

Jim Maloney - 1973



Hard-throwing Maloney threw three no-hitters in his 12-year career. From 1963 to 1969, he won at least 15 games each season for the Reds, including 23 in 1963 and 20 in 1965. He

led the NL in 1966 with five shutouts.

W-L	ERA	GS	IP	CG	SO
134-81	3.16	258	1818.2	74	1592

Bob Purkey - 1974



Knuckleballer Purkey spent seven seasons in Cincinnati. His 103-76 record over that span included a 23-5 mark in 1962, leading the NL in winning percentage (.821). His 1960 season included a bizarre 11-hit shutout.

W-L	ERA	GS	IP	CG	SO
103-76	3.49	217	1588.0	81	635

Smoky Burgess - 1975



Burgess, a popular backstop for the Reds in the 50s and 60s, was one of the best pinch-hitters of his era. After his 18-year career, the 6-time All-Star retired with 507 pinch-hit at-bats. He

drove in 9 runs in a game in 1955.

G	AVG	AB	R	H	HR	RBI
395	.290	1106	152	321	52	186

Brooks Lawrence - 1976



Lawrence's short but memorable career began in the Negro NL and included five seasons in Cincy. Lawrence opened the 1956 season with 13 straight wins, and from 1956-57 he

tallied 35 victories with 23 complete games.

W-L	ERA	GS	IP	CG	SO
51-48	4.06	99	786.0	32	357

Vada Pinson - 1977



One of Cincinnati's most consistent outfielders, Pinson averaged 20 home runs, 84 RBI and batted .300 for 10 seasons with the Reds. He was named to two All-Star teams and

won a Gold Glove during an 18-year career.

G	AVG	AB	R	H	HR	RBI
1565	.297	6335	978	1881	186	814

Frank Robinson - 1978



Robinson spent 10 of his 21 seasons in Cincinnati, where he hit 324 of his lifetime 586 home runs. The 12-time All-Star won two MVP awards (one in each league) and the 1966 Triple

Crown (.316, 49 home runs, 122 RBI).

G	AVG	AB	R	H	HR	RBI
1502	.303	5527	1043	1673	324	1009

Tommy Helms - 1979


The 1966 NL Rookie of the Year, Helms was one of the league's best second basemen. He led the NL in fielding percentage and double plays 3 times during a 14-year career and managed the Reds from 1988-89.

G	AVG	AB	R	H	HR	RBI
851	.269	3191	271	858	18	274

Clay Carroll - 1980



A popular fixture in the Big Red Machine's bullpen, Carroll recorded 88 wins and 143 saves during his 15-year career. In 1972 he recorded 37 saves and registered a 2.25 ERA en route to a Fireman of the Year award.

W-L	ERA	G	IP	SV	SO
71-43	2.73	486	856.0	119	460

Leo Cardenas - 1981


Considered one of the best shortstops of the 1960s, Cardenas was dubbed "Mr. Automatic" because of his slick fielding. Nine of his 16 seasons were spent in Cincy, where he was a four-time All-Star and 1965 Gold Glover.

G	AVG	AB	R	H	HR	RBI
1157	.261	4047	415	1058	72	413

Wayne Granger - 1982


During his 3 seasons with Cincinnati Granger recorded 73 saves, including a since-broken NL record 35 in 1970. The 2-time Fireman of the Year award winner finished his 9-year Major League career with a 3.14 ERA.

W-L	ERA	G	IP	SV	SO
22-17	2.92	237	329.1	73	157

Gary Nolan - 1983



Nolan made the most of his 10 seasons. He overcame a variety of arm and neck injuries to post a 110-70 record and a 3.08 ERA. He went 30-18 from 1975-'76 to help the Reds win back-to-back World Series Championships.

W-L	ERA	GS	IP	CG	SO
110-67	3.02	242	1656.1	45	1035

Jack Billingham - 1984



In three World Series with the Big Red Machine, Billingham allowed just one earned run in 25.1 innings. In '73 he went 19-10 with a 3.04 ERA and recorded seven shutouts. Billingham finished his career 145-113.

W-L	ERA	GS	IP	CG	SO
87-63	3.85	190	1270.0	45	626

Johnny Bench - 1986



Bench is perhaps the greatest catcher ever to play the game. After 17 seasons - all with the Reds - Bench had earned a Rookie of the Year award, two NL MVP awards, 10 Gold Gloves and 14 trips to the All-Star Game.

G	AVG	AB	R	H	HR	RBI
2158	.267	7658	1091	2048	389	1376

Joe Morgan - 1987


Morgan, the 1975 and 1976 NL MVP, was a 10-time All-Star and 5-time Gold Glove second baseman. The Reds' all-time steals leader (406) toured the majors for 22 seasons and tallied 268 home runs and 1,133 RBI.

G	AVG	AB	R	H	HR	RBI
1154	.288	4008	816	1155	152	612

Jerry Lynch - 1988


Lynch's outstanding pinch-hitting was a major factor in the Reds' winning of the 1961 NL pennant. He had 25 pinch-hit RBI that season. His 18 career pinch-hit home runs stood as the Major League record for 21 years.

G	AVG	AB	R	H	HR	RBI
640	.289	1583	220	457	70	282

Tony Perez - 1998


Perez, a 2000 National Baseball Hall of Fame inductee, was considered the "glue" that held together the Big Red Machine. In 23 seasons, the seven-time All-Star first baseman produced 379 homers and 505 doubles.

G	AVG	AB	R	H	HR	RBI
1948	.283	6846	936	1934	287	1192

Cy Seymour - 1998


His extraordinary batting eventually led Seymour from the starting rotation to the outfield. A 25-game winner 1898, Seymour went on to lead the NL with a .377 batting average, 121 RBI, 219 hits and 40 doubles in 1905.

G	AVG	AB	R	H	HR	RBI
556	.332	2221	313	738	26	326

Sparky Anderson - 2000


As skipper during the Big Red Machine era, Anderson led Cincy to an 863-586 record over nine seasons, with World Series titles in 1975 and 1976. When inducted his 2,194 managerial wins ranked third all-time.

Years	W	L	Pct.
1970-78	863	586	.596

David Concepcion - 2000



Considered one of the best shortstops in history, the Venezuelan-born Concepcion was a nine-time All-Star and winner of five Gold Gloves during his 19 seasons with Cincinnati. He

was named team captain in 1983.

G	AVG	AB	R	H	HR	RBI
2488	.267	8723	993	2326	101	950

Bob Ewing - 2001



In the early 20th century, Ewing was one of the Reds' most-used pitchers. He registered at least 300 innings in three different seasons and won a career-high 20 games in 1905.

W-L	ERA	GS	IP	CG	SO
108-103	2.37	228	2020.1	184	884

Mario Soto - 2001



Soto, who spent his entire 12-year career in Cincinnati, amassed a 100-92 record and a 3.47 ERA. From 1981-85, no pitcher in baseball recorded more strikeouts, and he set

a team record in 1982 with 274.

W-L	ERA	GS	IP	CG	SO
100-92	3.47	224	1730.1	72	1449

Don Gullett - 2002



After just 11 Minor League starts, Gullett debuted in Cincinnati, where he went 91-44 from 1970-76. He went 109-50 in his career before injuries forced retirement. He served as the Reds'

pitching coach from 1993-2005.

W-L	ERA	GS	IP	CG	SO
91-44	3.03	156	1187.0	35	777

Bid McPhee - 2002




Bid McPhee, a 2000 National Baseball Hall of Fame inductee, spent his entire 18-year career with the Reds in the late 1800s. His legendary defensive skills made McPhee a fan

favorite in Cincinnati.

G	AVG	AB	R	H	HR	RBI
2135	.271	8291	1678	2250	53	1067

George Foster - 2003



One of the Big Red Machine's biggest offensive threats, Foster led the league in RBI for 3 straight years (1976-78), in home runs for 2 years (1977-78) and won the MVP in 1977

(.320, club-record 52 homers and 149 RBI).

G	AVG	AB	R	H	HR	RBI
1253	.286	4454	680	1276	244	861

Dummy Hoy - 2003



Hoy, who was deaf and mute, had the greatest career of any handicapped player. Five of his 14 seasons were spent with the Reds (1894-97, 1902). The OF had 2,054 hits and

ranks among the leaders with 594 steals.

G	AVG	AB	R	H	HR	RBI
554	.292	2143	462	625	16	244

Ken Griffey Sr. - 2004



Griffey was a 3-time All-Star right fielder for the Big Red Machine who helped produce World Series titles in 1975 and '76 by hitting .305 and .336, respectively. He finished his Major

League career with a .296 average.

G	AVG	AB	R	H	HR	RBI
1224	.303	4206	709	1275	71	466

Bob Howsam - 2004



Howsam is recognized as the architect of the Big Red Machine. He was the club's general manager from 1967-78 and 1983-84, but he also served as president and chief operating

officer from 1973-78 and 1983-85.

Years In Front Office					
1967-78, 1983-85					

Will White - 2004



White spent 8 of his 10 Major League seasons playing in Cincinnati, from 1878-80 and again from 1882-86. In his Major League career, White went 229-166 with a 2.28 ERA, 394

complete games and 36 shutouts.

W-L	ERA	GS	IP	CG	SO
227-165	2.26	396	3497.2	389	1029

Eric Davis - 2005




A 2-time All-Star, Davis spent 9 of his 17 seasons with the Reds (1984-91, '96). He won 3 Gold Glove awards, 2 Silver Slugger honors and had seven 20 HR/20 SB seasons, including

the club's first 30/30 (1987).

G	AVG	AB	R	H	HR	RBI
985	.271	3272	635	886	203	615

Jose Rijo - 2005



Rijo, a 1994 All-Star, spent 10 of his 14 seasons in Cincy (1988-95, 2001-02). He is best remembered for his effort during the 1990 World Series. Rijo went 2-0 to earn MVP

honors in the 4-game sweep of the A's.

W-L	ERA	GS	IP	CG	SO
97-61	2.83	215	1478.0	17	1251

George Wright - 2005


Baseball's first superstar player, George Wright played shortstop for the Red Stockings for two seasons, in 1869 and 1870, and batted a whopping .633 and .536, respectively.

No Statistics

Harry Wright - 2005


Manager of the 1869-70 Red Stockings, baseball's 1st pro team, Wright also played outfield and reliever from 1866-70. He pioneered such innovations as relays, fielders backing one another up and weight-training.

No Statistics

Tom Browning - 2006


In a 1-0 victory vs LA on 9/16/88, Browning became the first pitcher in Reds history to throw a perfect game. He pitched for the Reds from 1984-94 and ranks 12th on the club's all-time victories list (123). He won 20 games in 1985.

W-L	ERA	GS	IP	CG	SO
123-88	3.92	298	1911.0	31	997

Lee May - 2006



May played for the Reds from 1965-71. When enshrined, his 147 homers ranked 14th on the club's all-time list, and he led the Reds in home runs 3 times. He was team MVP in 1971, when he registered 39 HR and 98 RBI.

G	AVG	AB	R	H	HR	RBI
761	.274	2841	395	779	147	449

Tom Seaver - 2006


Seaver won 75 games for the Reds from 1977-82 and accumulated a .620 winning percentage. He was an All-Star for the Reds in 1978 and 1981 and in a 4-0 win vs the Cardinals on 6/16/78 threw his only career no-hitter.

W-L	ERA	GS	IP	CG	SO
75-46	3.18	158	1085.2	42	731

Cesar Geronimo - 2008


Was the center fielder on Big Red Machine clubs of the 1970s. Became the seventh member of that starting lineup to be inducted. Played for the Reds from 1972-80 and won 4 consecutive Gold Glove Awards (1974-77).

G	AVG	AB	R	H	HR	RBI
1203	.261	3329	404	869	44	335

Garry Herrmann - 2008


The Cincinnati native was the club's CEO and GM from 1902-27 and was considered "the father of the World Series." He spearheaded the construction of Redland Park, which served as the Reds' home from 1912-70.

Years in Front Office

1902-27

Joey Jay - 2008


Pitched for the Reds from 1961-66. Was an All-Star in his first season here, going 21-10 with a 3.53 ERA and leading the NL in wins. Jay is 1 of only 5 Reds pitchers since 1900 to win 20 games in consecutive seasons.

W-L	ERA	GS	IP	CG	SO
75-63	3.80	150	1102.2	49	708

Barry Larkin - 2008


Elected to the Cooperstown HOF in 2012. "One of the 10 most complete players in history" played for the Reds for 19 years (1986-2004). The 12-time All-Star won 9 Silver Sluggers, 3 Gold Gloves and 1995 MVP.

G	AVG	AB	R	H	HR	RBI
2180	.295	7937	1329	2340	198	960

Pedro Borbon - 2010


Borbon is the club's all-time leader in appearances with 531. From 1970-79 he was one of the top relievers on the Big Red Machine teams and from 1970-78 appeared in more games than any other NL pitcher.

W-L	ERA	G	IP	SV	SO
62-33	3.32	531	920.2	76	359

Tony Mullane - 2010


Pitched for the Reds from 1886-93. Was the ace of the staff, earned more than 30 wins twice and more than 20 wins 5 times. Threw 264 complete games in 285 starts. Had the ability to pitch with both arms.

W-L	ERA	GS	IP	CG	SO
163-124	3.15	285	2599.0	264	993

Chris Sabo - 2010


Played for the Reds from 1988-93 and 1996. Was NL Rookie of the Year in 1988 and an NL All-Star in '88, '90 and '91. During the 1990 World Series championship season led the club in homers, doubles and runs.

G	AVG	AB	R	H	HR	RBI
818	.270	3012	443	812	104	373

Sean Casey - 2012



Played for the Reds from 1998-2005. Was a 3-time All-Star and won the 1999 Hutch Award. Led the Reds in hitting 6 times. Was the club MVP in 2004. One of the most popular

Reds ever, he was nicknamed "The Mayor."

G	AVG	AB	R	H	HR	RBI
1075	.305	4007	588	1223	118	604

Dan Driessen - 2012



Played for the Reds from 1973-84 and beginning in 1977 followed Tony Perez as the club's everyday first baseman. Led the NL in fielding percentage 3 times. Hit .357 in the Reds'

1976 World Series sweep of the Yankees.

G	AVG	AB	R	H	HR	RBI
1480	.271	4717	661	1277	133	670

John Reilly - 2012



The Cincinnati native was the Reds' starting first baseman from 1883-91. "Long John" led all Reds batters in BA, HR and RBI in the 1880s. Is 1 of only 4 players in franchise history to

lead the league in home runs twice.

G	AVG	AB	R	H	HR	RBI
1069	.294	4412	877	1296	69	724

Jake Beckley - 2014



"Eagle Eye" Beckley played 20 seasons in the majors, including 7 years for the Reds from 1897-1903. His .325 career batting average still ranks third on the club's all-time list. The first

baseball master of the "hidden ball" trick.

G	AVG	AB	R	H	HR	RBI
880	.325	3469	592	1126	26	570

Ken Griffey Jr. - 2014



Griffey was a 3-time All-Star while with the Reds from 2000-2008. The Cincinnati native was the club's MVP in 2005. His 210 HR rank seventh on the Reds' all-time list. The Griffeyes are the

only father and son in the Reds HOF.

G	AVG	AB	R	H	HR	RBI
945	.270	3353	533	904	210	602

Ron Oester - 2014



From 1978-1990 Oester played all 13 of his Major League seasons with his hometown team. He helped the Reds win the 1990 World Series championship and spent 6 seasons

as a coach on the Major League staff.

G	AVG	AB	R	H	HR	RBI
1276	.265	4214	458	1118	42	344

Dave Parker - 2014



The Cincinnati native was a 2-time All-Star and Silver Slugger Award winner during 4 years with the Reds from 1984-1987, when he averaged 27 HR and 108 RBI. The "Cobra" was team

MVP 3 straight years from 1984-1986.

G	AVG	AB	R	H	HR	RBI
631	.281	2468	327	694	107	432

Pete Rose - 2016



The Cincinnati native produced a record 4,256 hits over 24 seasons with the Reds, Phillies and Expos. The 1963 NL Rookie of the Year and 1973 MVP was a 17-time All-Star,

including 13 times for the Reds.

G	AVG	AB	R	H	SB
2722	.307	10934	1741	3358	146

Dave Bristol - 2018



Reds managing career began in the farm system in 1957. Was instrumental in the development of numerous stars of the Big Red Machine. From 1966-69, he piloted the Reds to

298 wins, 10th most in franchise history.

Years	W	L	Pct.
1966-69	298	265	.525

Adam Dunn - 2018



When elected to the Reds HOF ranked 1st in team history in HR/AB (13.8), 3rd in SLG (.520) and OPS (.900), 4th in HR (270) and 7th in OBP (.380). He led or tied for the team

lead in HR for 7 straight years (2002-2008).

G	HR	RBI	BB	OBP	SLG
1087	270	646	755	.380	.520

Fred Norman - 2018



A mainstay of the Big Red Machine's starting rotation from 1973-79, Norman recorded double-digit victories each season of his Reds career and only 18 pitchers in franchise history

struck out more batters than Norman's 864.

W-L	ERA	GS	IP	CG	SO
85-64	3.43	196	1315.0	38	864

Marty Brennaman - 2021



The only Reds Hall of Famer inducted as a broadcaster, the 2000 Ford C. Frick Award winner retired at the end of the 2019 season after 46 years. His scheduled 2020 induction was

delayed by the COVID-19 pandemic.

No Statistics



CINCINNATI REDS HALL OF FAME AND MUSEUM PRESENTED BY DINSMORE

The Cincinnati Reds Hall of Fame and Museum, located adjacent to Great American Ball Park, features more than 15,000 square feet of exhibit space on 2 floors honoring the history of baseball's first professional team. With rare artifacts and memorabilia dating all the way back to the legendary 1869 Cincinnati Red Stockings, the Hall of Fame and Museum provides a complete account of Reds history. In 2019, as part of the 150th Anniversary celebration of the birth of professional baseball, the Reds Hall of Fame and Museum underwent a complete renovation designed to enhance the overall fan experience by combining technology, exhibit themes, and an array of new artifacts to bring the Reds' story to life in a new and entertaining way. The museum is open year-round and has become a destination location for Reds fans and baseball fans everywhere.

Memberships to the Hall of Fame and Museum include a variety of benefits, such as invitations to special events, collectible gifts and ticket vouchers to Reds home games. For media members seeking more information, contact the museum at (513) 765-7923.

HOURS OF OPERATION

IN-SEASON (APRIL - SEPTEMBER) Sunday - Saturday

NON-GAME DAYS: 10 a.m. to 5 p.m.

NIGHT GAMES: 10 a.m. to 8 p.m.

DAY GAMES: 10 a.m. until 2 hours after the end of the game

OFFSEASON (OCTOBER - MARCH) TUESDAY - SUNDAY: 10 a.m. to 5 p.m.

Closed Mondays and Bengals home Sundays. The Cincinnati Reds Hall of Fame is closed on select holidays.

Hours of operation and prices are subject to change without notice.

MUSEUM ADMISSION

Adult.....\$12

Senior/Student.....\$10

Kids Explore FREE*.....FREE

*Courtesy of the H.C.S. Foundation (12 and under)

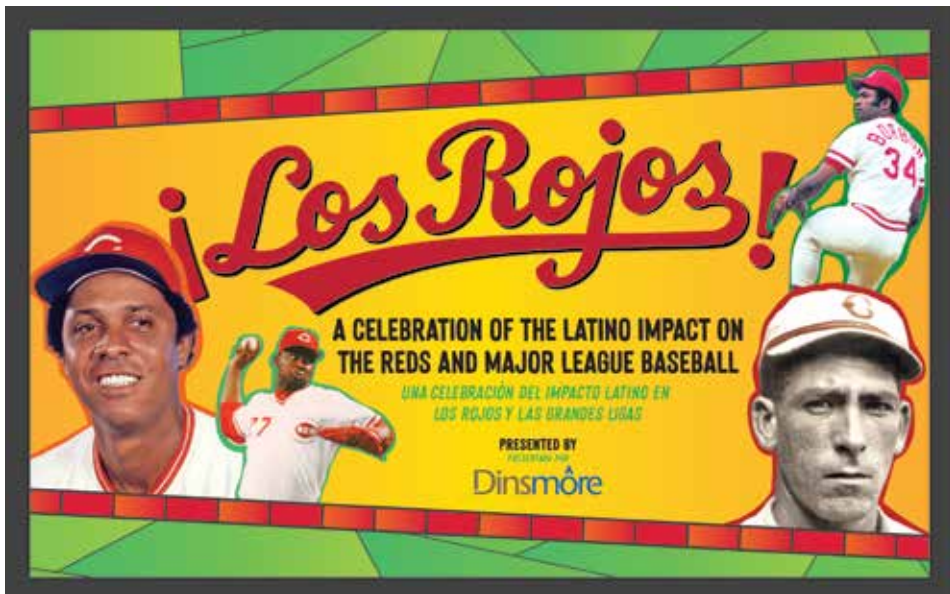
Active Military/Veteran*.....FREE

*Courtesy of the Sargent Family Foundation

Great American Ball Park Tours available, visit redsmuseum.org for more details or call (513) 765-7927 today!

BALLPARK TOURS Please visit redsmuseum.org for pricing, dates, times and ticket availability.

NEW EXHIBIT



REDS RETIRED UNIFORM NUMBERS




42

JACKIE ROBINSON

Born: 1/31/1919 **Birthplace:** Cairo, GA **Died:** 10/24/1972 **Number Retired:** 1997

The first black player in the Major Leagues, Jackie Robinson played for the Dodgers from 1947-56. The 6-time All-Star was National League Rookie of the Year in 1947 and NL Most Valuable Player in 1949. In 1997, the 50th anniversary of his debut, every team in baseball retired his number. The last Major League player to wear #42 was Yankees pitcher Mariano Rivera, who retired following the 2013 season.



1

FRED HUTCHINSON

Born: 8/12/1919 **Birthplace:** Seattle, WA **Died:** 11/12/1964 **Number Retired:** 1965

Fred Hutchinson's 443 victories and .544 winning percentage as Reds manager still rank among the club's all-time best. The Reds won at least 90 games in 3 of his 6 seasons and in 1961 took the National League pennant. But the joy of a first-place finish was matched only 3 years later by the sadness of Hutch's death. The courage, class and determination Fred exemplified all his life were all the more evident during his battle with cancer. Hutch stepped down as Reds manager in 1964, and he died that November. The following year, Hutch's No. 1 became the first uniform jersey number in Reds history to be retired. Today, Fred Hutchinson's legacy lives on in the world-renowned Cancer Research Center that bears his name, and in The Hutch Award. It is given annually to a Major League ballplayer who "best exemplifies the character and fighting spirit of the late Fred Hutchinson...who overcomes any form of adversity." Past Reds winners include Ray Knight, Ron Oester, Eric Davis, Bobby Tolan, Johnny Bench and Sean Casey.



5

JOHNNY BENCH

Born: 12/7/1947 **Birthplace:** Oklahoma City, OK **Number Retired:** 8/11/1984

Cincinnati's uniform No. 5 belongs to perhaps the greatest catcher ever to play in the Major Leagues. Johnny Bench ended his 17-year storied career in 1983 after earning a pair of Most Valuable Player Awards, 10 Gold Gloves and 14 All-Star Game selections. He was inducted into the National Baseball Hall of Fame in 1989. Bench began his career by winning the 1968 National League Rookie of the Year Award. He ended his career with a .267 batting average and 389 homers, including 327 as a catcher that at the time stood as a record for NL catchers. On the Reds' all-time batting list, Bench ranks first in homers and RBI (1,376), second in extra-base hits (794) and total bases (3,644), fourth in runs scored (1,091) and fifth in hits (2,048) and doubles (381). He appeared in 22 National League Championship Series games and 23 World Series games. Bench earned World Series MVP honors in 1976, when the Reds swept the New York Yankees. He twice led the league in home runs (40 in 1972, 45 in 1970) and 3 times led the NL in RBI (148 in 1970, 125 in 1972, 129 in 1974).




8

JOE MORGAN

Born: 9/19/1943 **Birthplace:** Bonham, TX **Died:** 10/11/2020 **Number Retired:** 6/6/1998

A 10-time All-Star and 5-time Gold Glove second baseman, Joe Morgan was elected to the Reds Hall of Fame in 1987 and to the National Baseball Hall of Fame in 1990. The 2-time National League MVP played for the Reds from 1972-79, during the glory days of the Big Red Machine. He won his first MVP award in 1975, when he guided the Reds to a World Series victory over the Boston Red Sox. Morgan batted .327 with 67 stolen bases that season. He was MVP again in 1976, as the Reds roared to their second straight World Series championship with a 4-game sweep of the New York Yankees. That season he hit .320 with 60 stolen bases. Morgan remains the Reds' all-time stolen base leader (406), and his 266 home runs as a second baseman rank fourth in baseball history behind Jeff Kent, Ryne Sandberg and Robinson Canó. He finished his 22-year professional career with 268 homers, 1,133 RBI and 689 stolen bases for the Astros, Reds, Giants, Phillies and Athletics.



10 SPARKY ANDERSON
 Born: 2/22/1934 Birthplace: Bridgewater, SD Died: 11/4/2010 Number Retired: 5/28/2005

George "Sparky" Anderson was inducted into the Reds Hall of Fame on June 3, 2000 and into the National Baseball Hall of Fame in Cooperstown in July of that summer. He was named National League Manager of the Year in 1972 and '75 by The Associated Press and American League Manager of the Year in 1984 and '87 by the Baseball Writers' Association of America. He went 2,194-1,834 (.545) in 26 Major League seasons with the Reds and Tigers. From 1970-78 he led the legendary Big Red Machine to an 863-586 record (.596), 5 NL West Division titles, 4 pennants and 2 World Series championships. His '75 and '76 teams combined to go 210-114 (.629) and became the first NL franchise in 54 years to win consecutive world championships. He is the Reds' all-time leader in victories (863) and winning percentage (.596). When he won the 1984 World Series with the Tigers, Anderson became the first of only 2 managers ever to win a World Series in both leagues (Tony La Russa, 1989 A's & 2006 Cardinals). Anderson's 2,194 career victories during his 26 Major League seasons is the sixth-highest total in history behind Connie Mack (3,731), John McGraw (2,763), Tony La Russa (2,728), Bobby Cox (2,504) and Joe Torre (2,326). He is 1 of only 7 managers to participate in 4,000 games (4,030), a group that includes Mack (7,755), La Russa (5,097), McGraw (4,769), Cox (4,508), Bucky Harris (4,410), and Torre (4,329).



11 BARRY LARKIN
 Born: 4/28/1964 Birthplace: Cincinnati, OH Number Retired: 8/25/2012

Barry Larkin was a 12-time National League All-Star, 5 times was voted to the All-Star Game's starting lineup, 9 times was named to The Sporting News' NL All-Star Team and 3 times was named to The Associated Press' Major League All-Star Team. In 1995 he was the National League's Most Valuable Player and 4 times was the Reds' regular-season Most Valuable Player, including their 1990 World Series championship season. He won 9 Louisville Silver Slugger Awards and 3 Rawlings Gold Glove Awards. The Reds' captain from 1997 through his final season in 2004, Larkin finished his 19-year career with a batting average of .295 in 2,180 games and 9 times hit at least .300. He is the only shortstop in Major League history with at least 2,300 hits, 190 home runs, 950 RBI and 370 stolen bases. In 1996 he became the first shortstop in Major League history to produce 30 homers and 30 steals in the same season. In 2008 he was inducted into the Reds Hall of Fame, and in 2012 Larkin became the third player and fifth Greater Cincinnati native inducted to the National Baseball Hall of Fame in Cooperstown but the first voted in by the Baseball Writers' Association of America.



13 DAVID CONCEPCION
 Born: 6/17/1948 Birthplace: Ocumare de la Costa, VZ Number Retired: 8/25/2007

As the starting shortstop on the Big Red Machine, David Concepcion was the defensive anchor of a club that from 1970-78 went 863-586 (.596) and won 5 National League West Division titles, 4 pennants and 2 World Series championships. The '75 and '76 Reds combined to go 210-114 (.629) and became the NL's first franchise in 54 years to win consecutive World Series titles. Concepcion was the club's MVP in 1981, was named team captain in 1983, and he was inducted into the Reds Hall of Fame in 2000. With 8,723 at bats in 2,488 games Concepcion ranks second in club history in both categories behind Pete Rose. Since 1900, he ranks among the franchise's all-time leaders in hits (2,326; 3rd), doubles (389; 4th), stolen bases (321; 3rd), runs scored (993; 6th), total bases (3,114; 6th) and RBI (950; 7th). He was a 9-time National League All-Star, fourth-most in club history (Bench 14, Rose 13, Larkin 12), and his 5 Rawlings Gold Glove Awards are second only to Bench's 10 Gold Gloves. He was the Most Valuable Player of the 1982 All-Star Game, 3 times was a The Sporting News All-Star and twice won Louisville Slugger Silver Slugger Awards (1981, 1982).



14 PETE ROSE
 Born: 4/14/1941 Birthplace: Cincinnati, OH Number Retired: 6/26/2016

In a weekend celebration in June 2016, Pete Rose was inducted into the Reds Hall of Fame while his 14 became the 11th uniform number to be retired by the club. The Cincinnati native played for the Reds from 1963-1978 and again from 1984-86 and still ranks as the franchise's all-time leader in games (2,722), plate appearances (12,344), runs (1,741), hits (3,358), singles (2,490), doubles (601) and total bases (4,645). His 4,256 career hits are the most in Major League history. Rose was a 17-time National League All-Star, including 13 times while playing for Cincinnati. He was the 1963 Rookie of the Year, 1973 Most Valuable Player, a 3-time batting champion and 2-time Rawlings Gold Glove Award winner. In 1975 and 1976, Rose captained the Big Red Machine to World Series championships over the Yankees and Red Sox and in '75 was named the Fall Classic's MVP. His 44-game hitting streak in 1978 still stands as the third-longest in Major League history.



18 TED KLUSZEWSKI
 Born: 9/10/1924 Birthplace: Argo, IL Died: 3/29/1988 Number Retired: 7/18/1998

A 4-time All-Star, Ted Kluszewski was elected to the Reds' Hall of Fame in 1962. Following an 11-year career with the Reds, he was noted as the greatest left-handed slugger and one of the best fielding first basemen in club history. From 1947-57, Big Klu hit 251 homers for the Reds, including 49 in 1954 to lead the National League. His 141 RBI that season also led the league, and both tallies are club records for left-handers. Kluszewski also led the National League in fielding for 5 straight seasons from 1951-55. He finished his 15-year big league career with a .298 batting average, 279 homers and 1,028 RBI while playing for the Reds, Pirates, White Sox and Angels. Kluszewski also served the Reds as a coach from 1970-78.



20 FRANK ROBINSON
 Born: 8/31/1935 Birthplace: Beaumont, TX Died: 2/7/2019 Number Retired: 5/22/1998

Frank Robinson, a 12-time All-Star, was elected to the Reds Hall of Fame in 1978 and to the National Baseball Hall of Fame in 1982. He spent the first 10 of his 21 Major League seasons in a Reds uniform. While playing for Cincinnati from 1956-65, Robinson belted 30 or more homers in 7 of his 10 seasons, including a rookie record 38 while winning the National League's Rookie of the Year Award in 1956. In 1961 Robinson was named the National League's Most Valuable Player after hitting .323 with 37 homers and 124 RBI while helping guide the Reds to their first World Series appearance in 21 years. Following the 1965 season, Robinson was traded to the Baltimore Orioles and went on to win the American League Most Valuable Player Award in 1966 after winning the Triple Crown with a .316 average, 49 homers and 122 RBI. Robinson played for the Reds, Orioles, Dodgers, Angels and Indians and ranks among baseball's all-time leaders with 586 home runs; 5,373 total bases; 1,829 runs; 1,812 RBI; 2,808 games; 10,006 at-bats; 2,943 hits; and 528 doubles.



24 TONY PEREZ
 Born: 5/14/1942 Birthplace: Camaguey, Cuba Number Retired: 5/27/2000



The heart and soul of Cincinnati's Big Red Machine World Series championship teams of 1975 and 1976, Tony Perez was inducted into the Reds Hall of Fame in August 1998 and into the National Baseball Hall of Fame in July 2000. He was the third member of the Big Red Machine elected to the Cooperstown Hall, joining catcher Johnny Bench (1989) and second baseman Joe Morgan (1990). A 7-time All-Star and MVP of the 1967 All-Star Game, Perez appeared in 5 World Series and 6 League Championship Series. He ranks among the Reds all-time leaders in RBI (1,192, 2nd), home runs (287, 4th), total bases (3246, 4th), games (1,948, 6th), at-bats (6,846, 6th), hits (1,934, 6th), extra-base hits (682, 6th) and doubles (339, 7th). He played 23 seasons from 1964-86 for the Reds, Expos, Red Sox and Phillies. During the 10-year span from 1967-76 he led all Major Leaguers with 1,028 RBI.

GREAT AMERICAN BALL PARK PLAYER STATUES

The home of the Reds features many visible acknowledgements of the club's rich history. Notable among them are the seven statues of Reds greats positioned near the park's entry gates. The first four statues installed at the ballpark feature players from the Crosley Field era while the others represent three of the legends from the Big Red Machine club of the 1970s. Each of the statues was created by nationally-renowned artist Tom Tsuchiya. In addition to the Reds, Mr. Tsuchiya has produced works of art for Major League Baseball, the National Baseball Hall of Fame and the National Football League.



TOM TSUCHIYA
CROSLY ERA STATUES

The four statues located at Great American Ball Park's Crosley Terrace main entrance represent four players that a fan vote determined best represented the Reds during the 1912–1970 Crosley Field era. The statues are positioned on a contoured field that evokes Crosley's famous outfield incline which was dubbed "the terrace." The scene depicts Joe Nuxhall pitching to Frank Robinson with Ernie Lombardi serving as Nuxhall's battery mate. Standing on-deck, awaiting his turn at the plate, is Ted Kluszewski. The Kluszewski, Nuxhall and Robinson statues were dedicated during Great American Ball Park's inaugural season in 2003. The Lombardi statue followed in 2004.


TED KLUSZEWSKI

JOE NUXHALL

ERNIE LOMBARDI

FRANK ROBINSON

BIG RED MACHINE STATUES



JOHNNY BENCH

Dedicated by the Reds Hall of Fame and Museum in 2011

The subject of the first statue commissioned by the Reds Hall of Fame was Johnny Bench, the Big Red Machine's catcher who has been called "Baseball's Greatest Catcher." Known for having one of the most powerful throwing arms in the history of the game, the statue depicts Bench in the act of gunning down a runner trying to steal a base. The statue is located in the Hall of Fame Breezeway, just outside the main entrance to the Reds Hall of Fame on the West side of Great American Ball Park.



JOE MORGAN

Dedicated by the Reds Hall of Fame and Museum in 2013

Located at the corner of Joe Nuxhall Way and Second Street on the northwest corner of Great American Ball Park, the Joe Morgan statue captures the Reds' modern era leader in career stolen bases as he breaks for second base on a steal attempt. Possessing a combination of power, speed and superlative defensive skills, Morgan is widely considered to be the best second baseman in baseball history.



TONY PEREZ

Dedicated by the Reds Hall of Fame and Museum in 2015

One of the most beloved players in Reds history, Tony Perez was one of the great clutch hitters of his era and was the Big Red Machine's most reliable run producer. Perez's statue depicts "The Big Dog" in the follow-through of his home run swing in the seventh game of the 1975 World Series. Perez's home run sparked the Reds' comeback in the decisive contest that ended with the Reds clinching the first of back-to-back World Championships. The statue is located on Joe Nuxhall Way, near the entrance to the Reds Team Shop. Mounted atop the building directly across the street from the statue is a baseball that appears to be soaring over the building, just as Perez's World Series home run flew over the top of Fenway Park's "Green Monster" in 1975.



PETE ROSE

Dedicated by the Reds Hall of Fame and Museum in 2017

The fourth and final statue in the Big Red Machine series that began with the dedication of the Johnny Bench statue in 2011, the Pete Rose statue was dedicated in 2017 and is adjacent to the Tony Perez statue at the entrance to Great American Ball Park. This tribute to the Cincinnati native and all-time career hits leader depicts Rose in his trademark head first slide. Engineers from GE Aviation were enlisted to construct a special internal frame that allows the statue to accurately depict Rose "in flight."

REDS AWARD WINNERS
BBWAA Awards, National Chapter
MOST VALUABLE PLAYER

Ernie Lombardi 1938	Pete Rose 1973
Bucky Walters 1939	Joe Morgan 1975
Frank McCormick ... 1940	Joe Morgan 1976
Frank Robinson 1961	George Foster 1977
Johnny Bench 1970	Barry Larkin 1995
Johnny Bench 1972	Joey Votto 2010

CY YOUNG

Trevor Bauer 2020

ROOKIE OF THE YEAR

Frank Robinson 1956	Pat Zachry 1976
Pete Rose 1963	Chris Sabo 1988
Tommy Helms 1966	Scott Williamson 1999
Johnny Bench 1968	Jonathan India 2021

MANAGER OF THE YEAR

Jack McKeon 1999

Louisville Slugger Silver Slugger Award

1981 George Foster, Dave Concepcion	1995 Barry Larkin
1982 Dave Concepcion	1996 Barry Larkin
1985 Dave Parker	1998 Barry Larkin
1986 Dave Parker	1999 Barry Larkin
1987 Eric Davis	2005 Felipe Lopez
1988 Barry Larkin	2011 Brandon Phillips
1989 Eric Davis, Barry Larkin	2012 Jay Bruce
1990 Barry Larkin	2013 Jay Bruce
1991 Barry Larkin	2021 Nick Castellanos
1992 Barry Larkin	

Rawlings Gold Glove Award

1957 Roy McMillan	1977 Johnny Bench, Joe Morgan
1958 Frank Robinson, Harvey Haddix, Roy McMillan	Cesar Geronimo, Dave Concepcion
1959 Roy McMillan	1979 Dave Concepcion
1961 Vada Pinson	1987 Eric Davis
1963 Johnny Edwards	1988 Eric Davis
1964 Johnny Edwards	1989 Eric Davis
1965 Leo Cardenas	1994 Barry Larkin
1968 Johnny Bench	1995 Barry Larkin
1969 Pete Rose, Johnny Bench	1996 Barry Larkin
1970 Pete Rose, Tommy Helms, Johnny Bench	1998 Bret Boone
1971 Tommy Helms, Johnny Bench	1999 Pokey Reese
1972 Johnny Bench	2000 Pokey Reese
1973 Johnny Bench, Joe Morgan	2008 Brandon Phillips
1974 Johnny Bench, Joe Morgan, Cesar Geronimo, Dave Concepcion	2010 Brandon Phillips, Bronson Arroyo, Scott Rolen
1975 Johnny Bench, Joe Morgan, Cesar Geronimo, Dave Concepcion	2011 Brandon Phillips, Joey Votto
1976 Johnny Bench, Joe Morgan Cesar Geronimo, Dave Concepcion	2013 Brandon Phillips
	2017 Tucker Barnhart
	2020 Tucker Barnhart

Miscellaneous Awards
The Associated Press
Manager of the Year

Fred Hutchinson 1961
Sparky Anderson 1972
Sparky Anderson 1975
Jack McKeon 1999

Hank Aaron Award

 Joey Votto 2010
 Presented by the Commissioner to the best hitter in each league.

Players Choice Awards

 Trevor Bauer, Outstanding Pitcher ... 2020
 Jonathan India, Outstanding Rookie . 2021

Roloids Relief Man

Rawly Eastwick 1976
John Franco 1988
Jeff Brantley 1996
Jeff Shaw 1997

MLB Comeback Player of the Year

Alex Johnson 1968
Bobby Tolan 1972
Ron Gant 1995
Eric Davis 1996
Ken Griffey Jr. 2005

The Hutch Award

Pete Rose 1968
Bobby Tolan 1972
Gary Nolan 1975
Johnny Bench 1981
Ron Oester 1988
Sean Casey 1999

Presented to the player who "best exemplifies the character and fighting spirit of the late Fred Hutchinson... who overcomes any form of adversity."

POWEL CROSLLEY JR. AWARD

The Powel Crosley Jr. Award honors individuals who have exemplified the Crosley spirit of dedication and devotion to the ongoing success of the Cincinnati Reds during extended careers of service to and achievement with the club. The contributions of these individuals have been vital to the Reds organization sustaining its position of prominence and respect in the game of baseball and the community.

2008 RECIPIENTS

 Sheldon "Chief" Bender (1967-2005)
 Gene Bennett (1957-2010)
 Bernie Stowe (1947-2016)

2010 RECIPIENTS

Louis & Louise Nippert (1966-2012)

2014 RECIPIENT

Chuck Harmon (1954-present)

The Sportings News Awards

Manager of the Year

Bill McKechnie 1940
Birdie Tebbetts 1956

Executive of the Year

Warren Giles 1938
Gabe Paul 1956
Bob Howsam 1973
Bob Quinn 1990
Walt Jocketty 2010

Most Valuable Player

Ernie Lombardi 1938
Bucky Walters 1939
Frank McCormick 1940

Player of the Year

Johnny Vander Meer 1938
Johnny Bench 1970
Joe Morgan 1975
Joe Morgan 1976

NL Player of the Year

Frank Robinson 1961
Pete Rose 1968
Johnny Bench 1970
Joe Morgan 1975
George Foster 1976
George Foster 1977

Rookie of the Year

Frank Robinson 1956
Ken Hunt 1961
Pete Rose 1963
Billy McCool 1964
Tommy Helms 1966
Lee May 1967
Johnny Bench 1968
Bernie Carbo 1970
Tom Browning 1985
Jonathan India 2021

Fireman of the Year

Ted Abernathy 1967
Wayne Granger 1969
Wayne Granger 1970
Clay Carroll 1972
Rawly Eastwick 1976
Tome Hume 1980
John Franco 1988

BBWAA Awards, Cincinnati Chapter

Most Valuable Player, Ernie Lombardi Award

1955	Wally Post, OF	1972	Johnny Bench, C	1989	Eric Davis, OF	2006	Rich Aurilia, INF
1956	Roy McMillan, SS	1973	Pete Rose, OF	1990	Barry Larkin, SS	2007	Brandon Phillips, 2B
1957	Don Hoak, 3B	1974	Joe Morgan, 2B	1991	Barry Larkin, SS	2008	Joey Votto, 1B
1958	Johnny Temple, 1B	1975	Joe Morgan, 2B	1992	Bip Roberts, INF	2009	Brandon Phillips, 2B
1959	Frank Robinson, 2B	1976	Joe Morgan, 2B	1993	Joe Oliver, C	2010	Joey Votto, 1B
1960	Eddie Kasko, 3B	1977	George Foster, OF	1994	Hal Morris, 1B	2011	Joey Votto, 1B
1961	Frank Robinson, OF	1978	Pete Rose, 3B	1995	Barry Larkin, SS	2012	Brandon Phillips, 2B
1962	Frank Robinson, OF	1979	Ray Knight, 3B	1996	Barry Larkin, SS	2013	Shin-Soo Choo, CF
1963	Jim Maloney, P	1980	Ken Griffey, OF	1997	Willie Greene, 3B	2014	Johnny Cueto, RHP
1964	Frank Robinson, OF	1981	Dave Concepcion, SS	1998	Bret Boone, 2B	2015	Joey Votto, 1B
1965	Deron Johnson, 3B	1982	Mario Soto, P	1999	Greg Vaughn, OF	2016	Joey Votto, 1B
1966	Pete Rose, 2B	1983	Mario Soto, P	2000	Danny Graves, P	2017	Joey Votto, 1B
1967	Tony Perez, 3B	1984	Dave Parker, OF	2001	Dmitri Young, OF	2018	Eugenio Suárez, 3B
1968	Pete Rose, OF	1985	Dave Parker, OF	2002	Aaron Boone, 3B	2019	Eugenio Suárez, 3B
1969	Pete Rose, OF	1986	Dave Parker, OF	2003	Jose Guillen, OF	2020	Trevor Bauer, RHP
1970	Johnny Bench, C	1987	Eric Davis, OF	2004	Sean Casey, 1B	2021	Nick Castellanos, RF
1971	Lee May, 1B	1988	Danny Jackson, P	2005	Ken Griffey Jr., CF		

Outstanding Pitcher, Johnny Vander Meer Award

1969	Wayne Granger	1984	Mario Soto	1997	Jeff Shaw	2010	Bronson Arroyo
1970	Jim Merritt	1985	Tom Browning	1998	Pete Harnisch	2011	Johnny Cueto
1971	Don Gullett	1986	John Franco	1999	Pete Harnisch	2012	Johnny Cueto
1972	Clay Carroll	1987	John Franco	2000	Danny Graves	2013	Mat Latos
1973	Jack Billingham	1988	Danny Jackson	2001	Scott Sullivan	2014	Johnny Cueto
1974	Don Gullett	1989	Tom Browning	2002	Jimmy Haynes	2015	Aroldis Chapman
1975	Don Gullett	1990	Jose Rijo	2003	Chris Reitsma	2016	Dan Straily
1978	Doug Bair	1991	Jose Rijo	2004	Paul Wilson	2017	Raisel Iglesias
1979	Tom Hume	1992	Jose Rijo	2005	Aaron Harang	2018	Jared Hughes
1980	Mario Soto	1993	Jose Rijo	2006	Bronson Arroyo	2019	Sonny Gray
1981	Tom Seaver	1994	Jeff Brantley	2007	Aaron Harang	2020	Trevor Bauer
1982	Mario Soto	1995	Pete Schourek	2008	Edinson Volquez	2021	Wade Miley
1983	Mario Soto	1996	Jeff Brantley	2009	Bronson Arroyo		

Joe Nuxhall Good Guy Award

1991	Todd Benzinger	1999	Sean Casey	2007	Scott Hatteberg	2015	Todd Frazier
1992	Jose Rijo	2000	Steve Parris	2008	Aaron Harang	2016	Tucker Barnhart
1993	Tim Belcher	2001	Dmitri Young	2009	Bronson Arroyo	2017	Eugenio Suárez
1994	Kevin Mitchell	2002	Jose Rijo	2010	Scott Rolen	2018	Jared Hughes
1995	Bret Boone	2003	Austin Kearns	2011	Bronson Arroyo	2019	Tucker Barnhart
1996	Jeff Brantley	2004	Sean Casey	2012	Bronson Arroyo	2020	Amir Garrett
1997	Joe Oliver	2005	Ken Griffey Jr.	2013	Jay Bruce	2021	Joey Votto
1998	Eddie Taubensee	2006	Bronson Arroyo	2014	Brayan Pena		

Major League All-Star Game Selections

1933	Chick Hafey	1968	Johnny Bench, Leo Cardenas, Tommy Helms, Tony Perez, Pete Rose	1998	Bret Boone, Jeff Shaw *
1934	No Reds Selected			1999	Barry Larkin, Sean Casey, Scott Williamson
1935	Paul Derringer	1969	Johnny Bench, Lee May, Tony Perez, Pete Rose	2000	Ken Griffey Jr., Danny Graves, Barry Larkin
1936	Ernie Lombardi, Lew Riggs	1970	Johnny Bench, Jim Merritt, Tony Perez, Pete Rose, Wayne Simpson	2001	Sean Casey
1937	Ernie Lombardi, Lee Grissom	1971	Johnny Bench, Clay Carroll, Lee May, Pete Rose	2002	Adam Dunn
1938	Ernie Lombardi, Paul Derringer, Ival Goodman, Frank McCormick, Johnny Vander Meer	1972	Johnny Bench, Clay Carroll, Gary Nolan, Joe Morgan	2003	Aaron Boone
1939	Ernie Lombardi, Paul Derringer, Paul Derringer, Lonny Frey, Ival Goodman, Frank McCormick, Bucky Walters, Johnny Vander Meer	1973	Johnny Bench, Jack Billingham, Dave Concepcion, Joe Morgan, Pete Rose	2004	Ken Griffey Jr., Danny Graves, Barry Larkin, Sean Casey
1940	Ernie Lombardi, Paul Derringer, Frank McCormick, Bucky Walters	1974	Johnny Bench, Joe Morgan, Tony Perez, Pete Rose	2005	Felipe Lopez
1941	Paul Derringer, Lonny Frey, Bucky Walters, Frank McCormick	1975	Johnny Bench, Dave Concepcion, Joe Morgan, Tony Perez, Pete Rose	2006	Bronson Arroyo
1942	Paul Derringer, Frank McCormick, Ray Starr, Johnny Vander Meer, Bucky Walters	1976	Johnny Bench, Dave Concepcion, George Foster, Ken Griffey, Joe Morgan, Tony Perez, Pete Rose	2007	Ken Griffey Jr.
1943	Lonny Frey, Eddie Miller, Frank McCormick, Johnny Vander Meer	1977	Johnny Bench, Tom Seaver, Dave Concepcion, George Foster, Ken Griffey, Joe Morgan, Pete Rose	2008	Edinson Volquez
1944	Frank McCormick, Ray Mueller, Bucky Walters, Eddie Miller	1978	Johnny Bench, Dave Concepcion, George Foster, Joe Morgan, Pete Rose, Tom Seaver	2009	Francisco Cordero
1945	Frank McCormick	1979	Johnny Bench, Dave Concepcion, George Foster, Mike LaCoss, Joe Morgan	2010	Brandon Phillips, Scott Rolen, Arthur Rhodes, Joey Votto
1946	Ewell Blackwell, Ray Lamanno, Eddie Miller	1980	Johnny Bench, Dave Concepcion, Ken Griffey, Ray Knight	2011	Jay Bruce, Brandon Phillips Scott Rolen, Joey Votto
1947	Ewell Blackwell, Bert Haas, Eddie Miller	1981	Dave Concepcion, George Foster, Tom Seaver	2012	Jay Bruce, Aroldis Chapman Joey Votto
1948	Ewell Blackwell	1982	Dave Concepcion, Tom Hume, Mario Soto	2013	Joey Votto, Brandon Phillips, Aroldis Chapman
1949	Ewell Blackwell, Walker Cooper	1983	Johnny Bench, Mario Soto	2014	Todd Frazier, Devin Mesoraco, Aroldis Chapman, Johnny Cueto, Alfredo Simon
1950	Ewell Blackwell, Johnny Wrostek	1984	Mario Soto	2015	Todd Frazier, Aroldis Chapman
1951	Ewell Blackwell, Johnny Wrostek	1985	Dave Parker, Pete Rose	2016	Jay Bruce, Adam Duvall
1952	Grady Hatton	1986	John Franco, Dave Parker	2017	Zack Cozart, Joey Votto
1953	Gus Bell, Ted Kluszewski	1987	Eric Davis, Bo Diaz, John Franco	2018	Joey Votto, Scooter Gennett, Eugenio Suárez
1954	Gus Bell, Ted Kluszewski	1988	Danny Jackson, Barry Larkin, Chris Sabo	2019	Luis Castillo, Sonny Gray
1955	Smoky Burgess, Joe Nuxhall, Ted Kluszewski	1989	Eric Davis, John Franco, Barry Larkin	2020	No Game, COVID-19 pandemic
1956	Ed Bailey, Gus Bell, Ted Kluszewski, Roy McMillan, Brooks Lawrence, Joe Nuxhall, Frank Robinson, Johnny Temple	1990	Jack Armstrong, Rob Dibble, Barry Larkin, Randy Myers, Chris Sabo	2021	Nick Castellanos, Jesse Winker
1957	Ed Bailey, Gus Bell, Don Hoak, Roy McMillan, Frank Robinson, Johnny Temple	1991	Tom Browning, Rob Dibble, Barry Larkin, Paul O'Neill, Chris Sabo		
1958	George Crowe, Bob Purkey	1992	Bip Roberts, Norm Charlton		
1959	Vada Pinson, Frank Robinson, Johnny Temple	1993	Roberto Kelly, Barry Larkin		
1960	Ed Bailey, Bill Henry, Vada Pinson	1994	Barry Larkin, Jose Rijo		
1961	Joey Jay, Eddie Kasko, Bob Purkey, Frank Robinson	1995	Ron Gant, Barry Larkin, Reggie Sanders, John Smiley		
1962	Bob Purkey, Frank Robinson	1996	Barry Larkin		
1963	John Edwards, Jim O'Toole	1997	Barry Larkin		
1964	Leo Cardenas, John Edwards				
1965	Leo Cardenas, John Edwards, Sam Ellis, Jim Maloney, Frank Robinson, Pete Rose				
1966	Leo Cardenas, Billy McCool				
1967	Tommy Helms, Tony Perez, Pete Rose				

* Jeff Shaw was selected as a Red but was traded to the Dodgers prior to the 1998 All-Star Game.

Reds' All-Star Game Managers & Coaches

Sparky Anderson *1971, *1973, 1974, *1976, *1977	Bill McKechnie 1938, *1940, *1941, 1942, 1946	Bryan Price 2015
Dave Bristol 1968, 1969	Jack McKeon 1999	Dick Sisler 1965
Charley Dressen 1935, 1937	John McNamara 1980, 1982	Birdie Tebbetts 1956
Fred Hutchinson .. 1960, *1962/g2, 1964	Jerry Narron 2006	Bucky Walters 1949
	Lou Piniella *1991	<small>* Managed National League All-Star team</small>

Sporting News All-Star Teams

1938 Johnny Vander Meer	1970 Tony Perez, Bobby Tolan, Johnny Bench, Jim Merritt	1986 Dave Parker
1939 Bucky Walters	1971 Lee May	1987 Eric Davis
1940 Frank McCormick, Bucky Walters, Paul Derringer	1972 Joe Morgan, Johnny Bench	1988 Barry Larkin, Danny Jackson
1947 Ewell Blackwell	1973 Tony Perez, Pete Rose, Johnny Bench	1989 Eric Davis
1954 Ted Kluszewski	1974 Joe Morgan, Don Gullett, Dave Concepcion, Johnny Bench	1990 Barry Larkin
1955 Ted Kluszewski	1975 Joe Morgan, Johnny Bench	1991 Barry Larkin, Jose Rijo
1956 Ted Kluszewski	1976 Joe Morgan, Ken Griffey, Dave Concepcion, George Foster	1992 Barry Larkin
1961 Frank Robinson, Joey Jay	1977 Joe Morgan, George Foster	1993 Barry Larkin
1962 Frank Robinson, Bob Purkey	1978 Pete Rose, George Foster	1994 Barry Larkin
1963 John Edwards	1981 Dave Concepcion, George Foster	1995 Barry Larkin, Reggie Sanders, Pete Schourek
1965 Pete Rose, Deron Johnson	1985 Dave Parker	1996 Barry Larkin
1966 Pete Rose		1999 Barry Larkin
1968 Tommy Helms, Pete Rose, Johnny Bench		2005 Ken Griffey Jr., Felipe Lopez
1969 Johnny Bench		2010 Joey Votto
		2011 Brandon Phillips



NL Player/Pitchers of the Week

Year	Player	Week Ending	Year	Player	Week Ending	Year	Player	Week Ending
1973	Fred Norman	6/24	1988	Kal Daniels	4/10	2006	Brandon Phillips	4/23
	Joe Morgan	8/26		Billy Hatcher	5/22		Edwin Encarnacion	8/13
1974	Johnny Bench	7/14		Tom Browning	6/12	2007	Alex Gonzalez (5)	4/23
1975	Don Gullett	4/13		Chris Sabo	6/19		Ken Griffey Jr.	5/7
	Joe Morgan	6/29		John Franco	7/31		Adam Dunn	6/11
	Tony Perez	8/31		Eric Davis	8/21	2008	Bronson Arroyo	8/31
1976	Johnny Bench	5/2		Danny Jackson	9/4	2009	Joey Votto	9/27
1977	Dan Driessen	5/1		Tom Browning	9/18		Homer Bailey	10/4
	George Foster	5/30	1989	Jose Rijo	5/21	2010	Jay Bruce	10/3
	Dave Concepcion	8/28		Chris Sabo	5/28	2011	Jay Bruce	5/29
	George Foster	9/25		Eric Davis	6/4		Joey Votto	7/31
1978	Pete Rose	5/7		Luis Quinones	9/3		Jay Bruce	8/14
	Tom Seaver	6/18	1990	Barry Larkin	4/22	2012	Jay Bruce	4/29
	Doug Bair	7/23		Eric Davis	6/24		Mat Latos	7/1
	Pete Rose	7/30		Hal Morris	7/8		Drew Stubbs (6)	7/29
1979	Dave Concepcion	5/13		Randy Myers	7/15		Jay Bruce (7)	9/9
	Tom Seaver	7/1		Bill Doran	9/16		Homer Bailey	9/30
	Dave Collins	8/26		Jose Rijo	9/23	2013	Joey Votto	5/19
1980	Dave Collins	4/23	1991	Hal Morris	5/12		Homer Bailey (8)	7/7
	Tom Hume	8/17		Barry Larkin	6/30	2014	Aroldis Chapman (9)	7/13
	George Foster	8/31		Mariano Duncan (3)	9/15		Johnny Cueto	8/10
1981	Dave Collins	4/19	1992	Joe Oliver	8/16	2015	Todd Frazier	5/31
	Pete Rose	8/16		Bip Roberts	9/27	2017	Scooter Gennett	6/12
1982	Dan Driessen	6/6	1993	Kevin Mitchell	5/16		Joey Votto	7/2
1983	Johnny Bench	4/10	1994	Kevin Mitchell	6/5	2018	Joey Votto	4/29
1984	Eddie Milner	4/8		Hal Morris	7/10		Scooter Gennett	5/13
	Duane Walker	4/29	1995	Reggie Sanders	6/5		Scooter Gennett	5/27
1985	Dave Parker	5/5	1996	Kevin Mitchell	9/1	2019	Aristides Aquino	8/11
	Dave Parker	5/19	1997	Barry Larkin	6/1	2020	Nick Castellanos	8/2
	John Franco	8/25	1998	Barry Larkin	7/12	2021	Wade Miley	5/10
	Tom Browning	9/29		Bret Boone	8/30		Joey Votto	8/2
1986	Buddy Bell (1)	8/17	1999	Aaron Boone	9/12		Tyler Naquin	8/23
	Dave Parker (2)	9/7	2000	Dante Bichette	5/29			
	Tony Perez	10/5		Alex Ochoa	9/17			
1987	Eric Davis	5/3	2001	Chris Reitsma (4)	4/9			
	Bo Diaz	7/5	2002	Adam Dunn	5/12			
	Eric Davis	8/2	2003	Aaron Boone	5/11			
				Aaron Boone	6/15			
			2004	Wily Mo Pena	7/18			
			2005	Felipe Lopez	8/21			

(1) Co-Player with SD's John Kruk
 (2) Co-Player with SF's Mike Krukow
 (3) Co-Player with Atl's Steve Avery
 (4) Co-Player with LA's Gary Sheffield
 (5) Co-Player with Phi's Chase Utley
 (6) Co-Player with Mil's Carlos Gomez
 (7) Co-Player with Mia's Ricky Nolasco
 (8) Co-Player with Atl's Brian McCann
 (9) Co-Player with Pit's Andrew McCutchen

NL Player/Pitchers of the Month

1961	Frank Robinson	July	1981	Dave Concepcion	April	2005	Adam Dunn	July
	Joey Jay	May		Tom Seaver	September	2011	Jay Bruce	May
	Jim O'Toole	September	1983	Joe Price	July	2018	Scouter Gennett	May
1962	Bob Purkey	May	1985	Dave Parker	May	2019	Luis Castillo	March/April
1964	Frank Robinson	August	1986	Eric Davis	July		Aristides Aquino	August
1965	Pete Rose	July		Bill Gullickson	August		Eugenio Suárez	September
1966	Pete Rose	August	1987	Eric Davis	April	2020	Trevor Bauer	September
1968	Pete Rose	July		Eric Davis	May	2021	Joey Votto	July
1973	Pete Rose	July		Bo Diaz	July			
1974	Don Gullett	July	1988	John Franco	July			
1975	Joe Morgan	April		Eric Davis	August			
	Joe Morgan	June		Danny Jackson	August			
	Tony Perez	August	1989	Tom Browning	August			
1976	George Foster	May	1990	Jack Armstrong	May			
	George Foster	July	1991	Barry Larkin	June			
	Joe Morgan	August		Rob Dibble	June			
1977	George Foster	June	1992	Jose Rijo	September			
	George Foster	August	1997	Kent Mercker	June			
	Tom Seaver	August		Jeff Shaw	September			
1978	Pete Rose	July	1999	Denny Neagle	September			
1979	George Foster	April		Greg Vaughn	September			

NL Rookies of the Month

2001	*Adam Dunn	August
2002	Austin Kearns	May
2007	Josh Hamilton	April
2008	Joey Votto	September
2012	Todd Frazier	August
2014	Billy Hamilton	June
2019	Aristides Aquino	August
2021	Jonathan India	July

* Co-Player with Hou's Roy Oswalt

REDS HOME OPENING DAY RESULTS

Date	Opponent	W-L	Score	Winning Pitcher	Losing Pitcher	Record
4-25-1876	St. Louis	W	2-1	Cherokee Fisher	George Bradley	1-0
5-14-77*	Louisville	L	6-24	Jim Devlin	Bobby Matthews	1-1
5-1-78	Milwaukee	W	6-4	Will White	Sam Weaver	2-1
5-1-79	Troy	W	7-5	Will White	George Bradley	3-1
5-1-80	Chicago	L	3-4	Larry Corcoran	Will White	3-2
Cincinnati not a member of National League from 1881-1889						
4-19-90	Chicago	L	4-5	Bill Hutchinson	Jesse Duryea	3-3
4-22-91	Cleveland	L	3-6	Cy Young	Tony Mullane	3-4
4-12-92	Pittsburgh	L	5-7	Mark Baldwin	Tony Mullane	3-5
4-27-93	Chicago	W	10-1	Tony Mullane	Wee Willie McGill	4-5
4-20-94	Chicago	W	10-6	Tom Parrott	Bill Hutchinson	5-5
4-18-95	Cleveland	W	10-8	Frank Dwyer	Mike Sullivan	6-5
4-16-96	Pittsburgh	L	1-9	Pink Hawley	Billy Rhines	6-6
4-22-97	Chicago	W	8-7	Billy Rhines	Clark Griffith	7-6
4-15-98	Cleveland	W	3-2	Ted Breitenstein	Cy Young	8-6
4-15-99	Pittsburgh	L	2-5	Jesse Tannehill	Pink Hawley	8-7
4-19-1900	Chicago	L	10-13	Jock Menefee	Ed Scott	8-8
4-20-01	Pittsburgh	L	2-4	Sam Leever	Noodles Hahn	8-9
4-17-02	Chicago	L	1-6	Jack Taylor	Len Swormstedt	8-10
4-16-03	Pittsburgh	L	1-7	Deacon Phillippe	Jack Harper	8-11
4-14-04	Chicago	W	3-2	Jack Sutthoff	Jake Weimer	9-11
4-14-05	Pittsburgh	L	4-9	Pat Flaherty	Jack Harper	9-12
4-12-06	Chicago	L	2-7	Carl Lundgren	Orval Overall	9-13
4-11-07	Pittsburgh	W	4-3	Bob Ewing	Lefty Leifield	10-13
4-14-08	Chicago	L	5-6	Orval Overall	Bill Campbell	10-14
4-14-09	Pittsburgh	L	0-3	Howard Camnitz	Art Fromme	10-15
4-14-10	Chicago	W	1-0	Fred Beebe	Orval Overall	11-15
4-12-11	Pittsburgh	L	0-14	Babe Adams	Art Fromme	11-16
4-11-12*	Chicago	W	10-6	Bert Humphries	King Cole	12-16
4-12-13	Pittsburgh	L	2-9	Babe Adams	Art Fromme	12-17
4-14-14	Chicago	W	10-1	Rube Benton	Larry Cheney	13-17
4-14-15	Pittsburgh	L	2-9	George McQuillan	Leon Ames	13-18
4-12-16	Chicago	L	1-7	George McConnell	Fred Toney	13-19
4-11-17	St. Louis	W	3-1	Pete Schneider	Lee Meadows	14-19
4-16-18	Pittsburgh	W	2-0	Pete Schneider	Wilbur Cooper	15-19
4-23-19	St. Louis	W	6-2	Dolf Luque	Bill Sherdel	16-19
4-14-20	Chicago	W	7-3	Dutch Ruether	Grover Alexander	17-19
4-13-21	Pittsburgh	W	5-3	Dolf Luque	Babe Adams	18-19
4-12-22	Chicago	L	3-7	Grover Alexander	Eppa Rixey	18-20
4-17-23	St. Louis	W	3-2 (11)	Pete Donohue	Lester Sell	19-20
4-15-24	Pittsburgh	W	6-5	Tom Sheehan	Lee Meadows	20-20
4-14-25	St. Louis	W	4-0	Pete Donohue	Jesse Haines	21-20
4-13-26	Chicago	W	7-6 (10)	Jakie May	Sheriff Blake	22-20
4-12-27	Pittsburgh	L	1-2	Ray Kremer	Pete Donohue	22-21
4-11-28	Chicago	W	5-1	Dolf Luque	Charlie Root	23-21
4-16-29	St. Louis	L	2-5	Grover Alexander	Red Lucas	23-22
4-15-30	Pittsburgh	L	6-7	Steve Swetonic	Red Lucas	23-23
4-14-31	St. Louis	L	3-7	Flint Rhem	Larry Benton	23-24
4-12-32	Chicago	W	5-4	Larry Benton	Guy Bush	24-24
4-12-33	Pittsburgh	L	1-4	Bill Swift	Si Johnson	24-25
4-17-34	Chicago	L	0-6	Lon Warneke	Si Johnson	24-26
4-16-35	Pittsburgh	L	6-12	Waite Hoyt	Tony Freitas	24-27
4-14-36	Pittsburgh	L	6-8	Waite Hoyt	Paul Derringer	24-28
4-20-37	St. Louis	L	0-2 (10)	Dizzy Dean	Peaches Davis	24-29
4-19-38	Chicago	L	7-8	Charlie Root	Peaches Davis	24-30
4-17-39	Pittsburgh	L	5-7	Cy Blanton	Bucky Walters	24-31
4-16-40	Chicago	W	2-1	Paul Derringer	Bill Lee	25-31
4-15-41	St. Louis	L	3-7	Lon Warneke	Paul Derringer	25-32
4-14-42	Pittsburgh	L	2-4	Max Butcher	Bucky Walters	25-33
4-21-43	St. Louis	W	1-0 (11)	J. Vander Meer	Mort Cooper	26-33
4-18-44	Chicago	L	0-3	Hank Wyse	Bucky Walters	26-34
4-17-45	Pittsburgh	W	7-6 (11)	Hod Lisenbee	Rip Sewell	27-34
4-16-46	Chicago	L	3-4	Ray Prim	Ed Heusser	27-35
4-15-47	St. Louis	W	3-1	Ewell Blackwell	Howie Pollet	28-35
4-19-48	Pittsburgh	W	4-1	Ewell Blackwell	Hal Gregg	29-35
4-19-49	St. Louis	W	3-1	Ken Raffensberger	Harry Brecheen	30-35
4-18-50	Chicago	L	6-9	John Schmitz	K. Raffensberger	30-36
4-16-51	Pittsburgh	L	3-4	Cliff Chambers	Ewell Blackwell	30-37
4-15-52	Chicago	L	5-6 (10)	Joe Hatten	Frank Hiller	30-38
4-13-53	Milwaukee	L	0-2	Max Surkont	Bud Podbielan	30-39
4-13-54	Milwaukee	W	9-8	Joe Nuxhall	Chet Nichols	31-39

Date	Opponent	W-L	Score	Winning Pitcher	Losing Pitcher	Record
4-11-55	Chicago	L	5-7	Sam Jones	Art Fowler	31-40
4-17-56	St. Louis	L	2-4	Wilmer Mizell	Joe Nuxhall	31-41
4-16-57	St. Louis	L	4-13	Herm Wehmeier	John Klippstein	31-42
4-15-58	Philadelphia	L	4-5	Ray Semproch	Bill Wight	31-43
4-9-59	Pittsburgh	W	4-1	Bob Purkey	Ronnie Kline	32-43
4-12-60	Philadelphia	W	9-4	Brooks Lawrence	Robin Roberts	33-43
4-11-61	Chicago	W	7-1	Jim O'Toole	Glen Hobbie	34-43
4-9-62	Philadelphia	L	4-12	Art Mahaffey	Joey Jay	34-44
4-8-63	Pittsburgh	W	5-2	Jim O'Toole	Earl Francis	35-44
4-13-64	Houston	L	3-6	Ken Johnson	Jim Maloney	35-45
4-12-65	Milwaukee	L	2-4	Tony Cloninger	Jim O'Toole	35-46
4-22-66#	Philadelphia	L	7-9	Darold Knowles	Don Nottebart	35-47
4-10-67	Los Angeles	W	6-1	Jim Maloney	Bob Miller	36-47
4-10-68	Chicago	W	9-4	Milt Pappas	Joe Niekro	37-47
4-7-69	Los Angeles	L	2-3	Don Drysdale	Gary Nolan	37-48
4-6-70	Montreal	W	5-1	Jim Merritt	Joe Sparna	38-48
4-5-71	Atlanta	L	4-7	Cecil Upshaw	Wayne Granger	38-49
4-15-72	Los Angeles	L	1-3	Don Sutton	Jack Billingham	38-50
4-5-73	San Francisco	L	1-4	Juan Marichal	Don Gullett	38-51
4-4-74	Atlanta	W	7-6 (11)	Clay Carroll	Buzz Capra	39-51
4-7-75	Los Angeles	W	2-1 (14)	Pat Darcy	Charlie Hough	40-51
4-8-76	Houston	W	11-5	Gary Nolan	J.R. Richard	41-51
4-6-77	San Diego	W	5-3	Woodie Fryman	Randy Jones	42-51
4-6-78	Houston	W	11-9	Pedro Borbon	J.R. Richard	43-51
4-4-79	San Francisco	L	5-11	Vida Blue	Tom Seaver	43-52
4-9-80	Atlanta	W	9-0	Frank Pastore	Phil Niekro	44-52
4-8-81	Philadelphia	W	3-2	Tom Hume	Sparky Lyle	45-52
4-5-82	Chicago	L	2-3 (8)	Doug Bird	Mario Soto	45-53
4-4-83	Atlanta	W	5-4	Mario Soto	Steve Bedrosian	46-53
4-2-84	New York	W	8-1	Mario Soto	Mike Torrez	47-53
4-8-85	Montreal	W	4-1	Mario Soto	Steve Rogers	48-53
4-7-86	Philadelphia	W	7-4	Mario Soto	Steve Carlton	49-53
4-6-87	Montreal	W	11-5	Bill Landrum	Floyd Youmans	50-53
4-4-88	St. Louis	W	5-4 (12)	Pat Perry	Bob Forsch	51-53
4-3-89	Los Angeles	W	6-4	Danny Jackson	Tim Lincecum	52-53
4-17-90@	San Diego	W	2-1	Tom Browning	Andy Benes	53-53
4-8-91	Houston	W	6-2	Tom Browning	Mike Scott	54-53
4-6-92	San Diego	L	3-4	Jose Melendez	Jose Rijo	54-54
4-5-93	Montreal	W	2-1	Jose Rijo	Dennis Martinez	55-54
4-3-94	St. Louis	L	4-6	Bob Tewksbury	Jose Rijo	55-55
4-26-95	Chicago	L	1-7	Jim Bullinger	Jose Rijo	55-56
4-2-96^	Montreal	W	4-1	Pete Schourek	Jeff Fassero	56-56
4-1-97	Colorado	W	11-4	John Smiley	Kevin Ritz	57-56
3-31-98	San Diego	L	2-10	Kevin Brown	Mike Remlinger	57-57
4-5-99	San Francisco	L	8-11	Allen Embree	John Hudek	57-58
4-3-2000	Milwaukee	T	3-3 (5.1)	(Scott Sullivan)	(Steve Woodard)	57-58-1
4-2-01	Atlanta	L	4-10	Marc Valdes	Dennys Reyes	57-59-1
4-1-02	Chicago	W	5-4	Danny Graves	Jeff Fassero	58-59-1
3-31-03%	Pittsburgh	L	1-10	Kris Benson	Jimmy Haynes	58-60-1
4-5-04	Chicago	L	4-7	Kerry Wood	Cory Lidle	58-61-1
4-4-05	New York	W	7-6	Danny Graves	Braden Looper	59-61-1
4-3-06	Chicago	L	7-16	Will Ohman	Aaron Harang	59-62-1
4-2-07	Chicago	W	5-1	Aaron Harang	Carlos Zambrano	60-62-1
3-31-08	Arizona	L	2-4	Brandon Webb	Aaron Harang	60-63-1
4-6-09	New York	L	1-2	Johan Santana	Aaron Harang	60-64-1
4-5-10	St. Louis	L	6-11	Chris Carpenter	Aaron Harang	60-65-1
3-31-11	Milwaukee	W	7-6	Logan Ondrusek	John Axford	61-65-1
4-5-12	Miami	W	4-0	Johnny Cueto	Mark Buehrle	62-65-1
4-1-13	Los Angeles (AL)	L	1-3 (13)	Mark Lowe	J.J. Hoover	62-66-1
3-31-14	St. Louis	L	0-1	Adam Wainwright	Johnny Cueto	62-67-1
4-6-15	Pittsburgh	W	5-2	Jumbo Diaz	Tony Watson	63-67-1
4-4-16	Philadelphia	W	6-2	Ross Ohlendorf	David Hernandez	64-67-1
4-3-17	Philadelphia	L	3-4	Jeremy Hellickson	Scott Feldman	64-68-1
3-30-18^^	Washington	L	0-2	Max Scherzer	Homer Bailey	64-69-1
3-28-19	Pittsburgh	W	5-3	Zach Duke	Jameson Taillon	65-69-1
7-24-20**	Detroit	W	7-1	Sonny Gray	Matthew Boyd	66-69-1
4-1-21	St. Louis	L	6-11	Giovanni Gallegos	Luis Castillo	66-70-1

+Home opener. Original Opening Day game vs Louisville (May 3) rained out. Reds opened on the road at Louisville, May 10, and won, 15-9. *First game played at Redland Field (later Crosley Field); #Home opener. Original Opening series vs New York Mets (Apr. 11-12-13) rained out. Reds opened on the road at Philadelphia, Apr. 15, and lost, 4-3; @Home opener. Reds opened on road (because of labor dispute) at Houston, April 9, and won, 8-4; ^Opening Day postponed on 4/1 due to the death of home plate umpire John McSherry. %First game played at Great American Ball Park.

^^ Rained out on 3/29. ** The start of the 60-game season delayed by a global pandemic caused by the COVID-19 virus.

REDS OPENING DAY STARTING LINEUPS SINCE 1900
1900

Barrett.....RF
 Corcoran.....SS
 McBride.....CF
 E. Smith.....LF
 Beckley.....1B
 Steinfeldt.....2B
 Irwin.....3B
 Peitz.....C
 B. Phillips.....P

1901

Dobbs.....CF
 Harley.....LF
 Beckley.....1B
 Crawford.....RF
 Magoon.....2B
 Irwin.....3B
 Corcoran.....SS
 Peitz.....C
 Hahn.....P

1902

Hoy.....CF
 Dobbs.....LF
 Beckley.....1B
 Crawford.....RF
 Beck.....2B
 Corcoran.....SS
 Steinfeldt.....3B
 Bergen.....C
 Swormstedt.....P

1903

Kelly.....LF
 Seymour.....CF
 Donlin.....RF
 Beckley.....1B
 Morrissey.....2B
 Corcoran.....SS
 Steinfeldt.....3B
 Peitz.....C
 Sutthoff.....P

1904

Woodruff.....2B
 Seymour.....CF
 Donlin.....LF
 Dolan.....RF
 Kelly.....1B
 Steinfeldt.....3B
 Corcoran.....SS
 Peitz.....C
 Sutthoff.....P

1905

Huggins.....2B
 Dolan.....1B
 Seymour.....CF
 Sebring.....RF
 Odwell.....LF
 Steinfeldt.....3B
 Corcoran.....SS
 Schlei.....C
 J. Harper.....P

1906

Huggins.....2B
 Barry.....LF
 Carr.....1B
 Seymour.....CF
 Delahanty.....3B
 Corcoran.....SS
 Odwell.....RF
 Schlei.....C
 Overall.....P

1907

Huggins.....2B
 L. Davis.....CF
 Kane.....3B
 Ganzel.....1B
 Krueger.....LF
 M. Mitchell.....RF
 Mowrey.....SS
 Schlei.....C
 Ewing.....P

1908

Huggins.....2B
 Lobert.....LF
 M. Mitchell.....RF
 Ganzel.....1B
 Schlei.....C
 Mowrey.....3B
 Paskert.....CF
 Ruiswitt.....SS
 Ewing.....P

1909

Huggins.....2B
 Oakes.....CF
 Paskert.....LF
 Lobert.....3B
 M. Mitchell.....RF
 Mowrey.....SS
 Hoblitzell.....1B
 McLean.....C
 Fromme.....P

1910

Bescher.....LF
 Lobert.....3B
 Hoblitzell.....1B
 M. Mitchell.....CF
 Egan.....2B
 McCabe.....RF
 Downey.....SS
 T. Clarke.....C
 Beebe.....P

1911

Huggins.....2B
 Bates.....CF
 Hoblitzell.....1B
 M. Mitchell.....RF
 Grant.....3B
 Altizer.....SS
 Downey.....LF
 McLean.....C
 McQuillan.....P

1912

Bescher.....LF
 J. Bates.....CF
 Hoblitzell.....1B
 Marsans.....RF
 Egan.....2B
 Phelan.....3B
 Esmond.....SS
 McLean.....C
 F. E. Smith.....P

1913

Bescher.....LF
 J. Bates.....CF
 Tinker.....SS
 Hoblitzell.....1B
 Marsans.....RF
 Egan.....2B
 Grant.....3B
 T. Clarke.....C
 Fromme.....P

1914

Moran.....RF
 Groh.....2B
 J. Bates.....CF
 Marsans.....LF
 Hoblitzell.....1B
 Niehoff.....3B
 Herzog.....SS
 T. Clarke.....C
 G. Johnson.....P

1915

Leach.....CF
 Herzog.....SS
 Killefer.....LF
 T. Griffith.....RF
 Groh.....3B
 Olson.....2B
 Mollwitz.....1B
 Dobin.....C
 Ames.....P

1916

Killefer.....CF
 Herzog.....SS
 K. Williams.....LF
 T. Griffith.....RF
 Groh.....3B
 Louden.....2B
 Mollwitz.....1B
 Wingo.....C
 Toney.....P

1917

Cueto.....LF
 McKechnie.....3B
 Groh.....2B
 Chase.....1B
 Roush.....CF
 Neal.....RF
 Kopf.....SS
 Wingo.....C
 C. Mitchell.....P

1918

Groh.....3B
 L. Magee.....2B
 Roush.....CF
 Chase.....1B
 T. Griffith.....RF
 S. Magee.....LF
 Blackburne.....SS
 N. Allen.....C
 Schneider.....P

1919

Rath.....2B
 Neale.....RF
 Groh.....3B
 Roush.....CF
 S. Magee.....LF
 Daubert.....1B
 Kopf.....SS
 N. Allen.....C
 R. Fisher.....P

1920

Rath.....2B
 Daubert.....1B
 Groh.....3B
 Roush.....CF
 P. Duncan.....LF
 Kopf.....SS
 Neale.....RF
 Wingo.....C
 Ruether.....P

1921

Paskert.....RF
 Daubert.....1B
 Bohne.....3B
 P. Duncan.....LF
 See.....CF
 Fonseca.....2B
 Crane.....SS
 Wingo.....C
 Luque.....P

1922

G. Burns.....CF
 Neale.....RF
 P. Duncan.....LF
 Bohne.....2B
 Daubert.....1B
 Caveney.....SS
 Pinelli.....3B
 Wingo.....C
 Rixey.....P

1923

G. Burns.....CF
 G. Harper.....RF
 P. Duncan.....LF
 Fonseca.....1B
 Bohne.....2B
 Pinelli.....3B
 Caveney.....SS
 Wingo.....C
 Donohue.....P

1924

G. Burns.....RF
 Daubert.....1B
 Roush.....CF
 P. Duncan.....LF
 Hargrave.....C
 Bohne.....2B
 Pinelli.....3B
 Caveney.....SS
 Donohue.....P

1925

Critz.....2B
 Pinelli.....3B
 Roush.....CF
 Bressler.....LF
 C. Walker.....RF
 Zitzmann.....LF
 Caveney.....SS
 Hargrave.....C
 Donohue.....P

1926

Bohne.....SS
 Pinelli.....3B
 Roush.....CF
 Bressler.....LF
 Pipp.....1B
 C. Walker.....RF
 Critz.....2B
 Picinich.....C
 Donohue.....P

1927

Christenson.....CF
 Dressen.....3B
 C. Walker.....RF
 Bressler.....LF
 G. Kelly.....1B
 Hargrave.....C
 Ford.....SS
 Pittenger.....2B
 Donohue.....P

1928

Dressen.....3B
 E. Allen.....CF
 Purdy.....LF
 G. Kelly.....1B
 C. Walker.....RF
 Critz.....2B
 Ford.....SS
 Hargrave.....C
 Luque.....P

1929

Critz.....2B
 Purdy.....LF
 G. Kelly.....1B
 C. Walker.....RF
 E. Allen.....CF
 Pittenger.....3B
 Ford.....SS
 Sukeforth.....C
 Lucas.....P

1930
 Critz2B
 CallaghanCF
 MeuselLF
 HeilmannRF
 G. Kelly1B
 Cuccinello3B
 FordSS
 GoochC
 LucasP

1935
 B. MyersSS
 ByrdLF
 Riggs3B
 Bottomley1B
 HafeyCF
 GoodmanRF
 LombardiC
 Kampouris2B
 FreitasP

1940
 Werber3B
 L. Frey2B
 GoodmanRF
 F. McCormick1B
 LombardiC
 CraftCF
 M. McCormickLF
 B. MyersSS
 DerringerP

1945
 ClayCF
 TiptonLF
 G. WalkerRF
 F. McCormick1B
 Mesner3B
 W. Williams2B
 WahlSS
 JustC
 B. WaltersP

1950
 Hatton3B
 LowreyLF
 WprostekCF
 CooperC
 LitwhilerRF
 Kluszewski1B
 Bloodworth2B
 StallcupSS
 RaffensbergerP

1955
 Temple2B
 R. McMillanSS
 G. BellCF
 Kluszewski1B
 Jablonski3B
 GreengrassLF
 E. BaileyC
 PostRF
 FowlerP

1931
 Dressen3B
 RoettgerRF
 RoushCF
 Stripp1B
 Cuccinello2B
 CullopLF
 DurocherSS
 SukeforthC
 R. BentonP

1936
 CuylerCF
 Kampouris2B
 F. HermanLF
 LombardiC
 Riggs3B
 GoodmanRF
 McQuinn1B
 B. MyersSS
 DerringerP

1941
 Werber3B
 L. Frey2B
 GleesonRF
 F. McCormick1B
 LombardiC
 RippleLF
 CraftCF
 JoostSS
 DerringerP

1946
 ClayCF
 L. Frey2B
 Hatton3B
 E. MillerSS
 Haas1B
 LibkeRF
 LukonLF
 MuellerC
 BeggsP

1951
 B. Adams2B
 UsherCF
 WprostekRF
 Kluszewski1B
 AdcockLF
 ScheffingC
 Hatton3B
 StallcupSS
 BlackwellP

1956
 Temple2B
 BurgessC
 Kluszewski1B
 PostRF
 G. BellCF
 Jablonski3B
 F. RobinsonLF
 R. McMillanSS
 NuxhallP

1932
 DouthitCF
 Gilbert3B
 F. HermanRF
 Grantham2B
 Heath1B
 LombardiC
 CrabtreeLF
 MorrisseySS
 Si JohnsonP

1937
 Outlaw3B
 H. WalkerCF
 GoodmanRF
 WeintraubLF
 LombardiC
 Scarsell1B
 Gelbert2B
 B. MyersSS
 R. DavisP

1942
 JoostSS
 L. Frey2B
 GoodmanRF
 G. WalkerLF
 F. McCormick1B
 Haas3B
 M. McCormickCF
 HemsleyC
 B. WaltersP

1947
 BaumholtzRF
 B. Adams2B
 Hatton3B
 VollmerCF
 GalanLF
 LamannoC
 Haas1B
 E. MillerSS
 BlackwellP

1952
 Hatton2B
 B. Adams3B
 WprostekRF
 AdcockLF
 Kluszewski1B
 BorkowskiCF
 SeminickC
 R. McMillanSS
 WehmeierP

1957
 F. RobinsonLF
 Hoak3B
 G. BellCF
 PostRF
 Temple2B
 Kluszewski1B
 E. BaileyC
 R. McMillanSS
 KlippsteinP

1933
 Grantham2B
 Morrissey3B
 Bottomley1B
 HafeyLF
 J. MooreCF
 LombardiC
 H. RiceRF
 DurocherSS
 Si JohnsonP

1938
 GoodmanRF
 Riggs3B
 D. CookeLF
 CraftCF
 F. McCormick1B
 LombardiC
 Kampouris2B
 B. MyersSS
 SchottP

1943
 L. Frey2B
 M. McCormickCF
 M. MarshallRF
 F. McCormick1B
 E. MillerSS
 Haas3B
 TiptonLF
 MuellerC
 Vander MeerP

1948
 BaumholtzRF
 WprostekCF
 Hatton3B
 SauerLF
 B. Young1B
 LamannoC
 B. Adams2B
 StallcupSS
 BlackwellP

1953
 Temple2B
 B. Adams3B
 M. MarshallRF
 Kluszewski1B
 GreengrassLF
 G. BellCF
 R. McMillanSS
 LandrithC
 PodbielanP

1958
 Temple2B
 PinsonRF
 F. RobinsonLF
 Bilko1B
 Hoak3B
 G. BellCF
 E. BaileyC
 R. McMillanSS
 LawrenceP

1934
 ComoroskyLF
 Koenig3B
 Piet2B
 HafeyCF
 Bottomley1B
 ShiverRF
 O'FarrellC
 SladeSS
 Si JohnsonP

1939
 Werber3B
 BergerLF
 GoodmanRF
 F. McCormick1B
 LombardiC
 CraftCF
 Joost2B
 B. MyersSS
 Vander MeerP

1944
 ClayCF
 W. Williams2B
 G. WalkerRF
 F. McCormick1B
 TiptonLF
 E. MillerSS
 Mesner3B
 MuellerC
 B. WaltersP

1949
 Hatton3B
 SyrostekCF
 LitwhilerRF
 SauerLF
 Bloodworth2B
 Kluszewski1B
 StallcupSS
 MuellerC
 RaffensbergerP

1954
 B. Adams3B
 R. McMillanSS
 G. BellCF
 Kluszewski1B
 GreengrassLF
 Temple2B
 PostRF
 SeminickC
 PodbielanP

1959
 Temple2B
 PinsonCF
 G. BellRF
 F. Robinson1B
 Thomas3B
 LynchLF
 E. BaileyC
 R. McMillanSS
 PurkeyP

1960

R. McMillan SS
 Pinson CF
 G. Bell LF
 F. Robinson 1B
 Gonzalez RF
 E. Bailey C
 Martin 2B
 Kasko 3B
 Brosnan P

1965

P. Rose 2B
 T. Harper LF
 Pinson CF
 F. Robinson RF
 G. Coleman 1B
 D. Johnson 3B
 J. Edwards C
 Cardenas SS
 O'Toole P

1970

Tolan CF
 Helms 2B
 P. Rose RF
 T. Perez 3B
 Bench C
 May 1B
 Carbo LF
 Concepcion SS
 Merritt P

1975

Rose LF
 Morgan 2B
 Bench C
 T. Perez 1B
 Concepcion SS
 Geronimo CF
 Griffey RF
 Vukovich 3B
 Gullett P

1980

D. Collins CF
 Griffey RF
 Concepcion SS
 Foster LF
 Driessen 1B
 Bench C
 Knight 3B
 Kennedy 2B
 Pastore P

1985

E. Davis CF
 Rose 1B
 Parker RF
 Cedeno LF
 Esasky 3B
 Concepcion SS
 Oester 2B
 Bilardello C
 Soto P

1961

Kasko SS
 Pinson CF
 F. Robinson LF
 Post RF
 Freese 3B
 E. Bailey C
 G. Coleman 1B
 Baumer 2B
 O'Toole P

*1966

T. Harper RF
 P. Rose 3B
 Pinson CF
 G. Coleman 1B
 D. Johnson LF
 Pavletich C
 Cardenas SS
 Helms 2B
 Ellis P

1971

P. Rose CF
 Helms 2B
 T. Perez 1B
 Bench C
 Carbo LF
 McRae RF
 Duffy SS
 W. Woodward 3B
 Nolan P

1976

Rose 3B
 Griffey RF
 Morgan 2B
 Bench C
 Perez 1B
 Foster LF
 Concepcion SS
 Geronimo CF
 Nolan P

1981

D. Collins RF
 Griffey CF
 Concepcion SS
 Foster LF
 Bench C
 Driessen 1B
 Knight 3B
 Oester 2B
 Seaver P

1986

E. Davis CF
 B. Bell 3B
 Parker RF
 Esasky LF
 T. Jones 1B
 Concepcion SS
 Diaz C
 Oester 2B
 Soto P

1962

Blasingame 2B
 Kasko SS
 Pinson CF
 F. Robinson RF
 Lynch LF
 G. Coleman 1B
 J. Edwards C
 T. Harper 3B
 Jay P

1967

T. Harper RF
 Pinson CF
 P. Rose LF
 D. Johnson 3B
 T. Perez 1B
 Helms 2B
 Cardenas SS
 J. Edwards C
 Maloney P

1972

P. Rose LF
 Morgan 2B
 Tolan CF
 Bench C
 T. Perez 1B
 Menke 3B
 Geronimo RF
 Concepcion SS
 Billingham P

1977

Rose 3B
 Griffey RF
 Morgan 2B
 Foster LF
 Concepcion SS
 Driessen 1B
 Plummer C
 Geronimo CF
 Fryman P

1982

Oester 2B
 Driessen 1B
 Concepcion SS
 Cedeno CF
 Bench 3B
 Householder RF
 Hurdle LF
 Trevino C
 Soto P

1987

K. Daniels LF
 Larkin SS
 Parker RF
 E. Davis CF
 B. Bell 3B
 Diaz C
 Francona 1B
 Oester 2B
 Browning P

1963

Cardenas SS
 P. Rose 2B
 Pinson RF
 F. Robinson LF
 G. Coleman 1B
 J. Edwards C
 Freese 3B
 T. Harper CF
 O'Toole P

1968

P. Rose RF
 A. Johnson LF
 Pinson CF
 T. Perez 3B
 May 1B
 Pavletich C
 Helms 2B
 Cardenas SS
 Pappas P

1973

P. Rose LF
 Morgan 2B
 Tolan RF
 Bench C
 T. Perez 1B
 Geronimo CF
 Chaney SS
 Menke 3B
 Gullett P

1978

Rose 3B
 Griffey RF
 Morgan 2B
 Foster LF
 Driessen 1B
 Bench C
 Concepcion SS
 Geronimo CF
 Seaver P

1983

Redus LF
 Milner CF
 Concepcion SS
 Bench 3B
 Driessen 1B
 Oester 2B
 J. Jones RF
 Trevino C
 Soto P

1988

Larkin SS
 Concepcion 2B
 K. Daniels LF
 E. Davis CF
 T. Jones RF
 Diaz C
 Esasky 1B
 Sabo 2B
 Soto P

1964

P. Rose 2B
 Ruiz 3B
 Pinson CF
 F. Robinson RF
 G. Coleman 1B
 Skinner LF
 J. Edwards C
 Cardenas SS
 Maloney P

1969

P. Rose CF
 Tolan RF
 A. Johnson LF
 T. Perez 3B
 May 1B
 Bench C
 Helms 2B
 Woodward SS
 Nolan P

1974

P. Rose LF
 Morgan 2B
 Driessen 3B
 T. Perez 1B
 Bench C
 Griffey RF
 Rettenmund CF
 Concepcion SS
 Billingham P

1979

Griffey RF
 Concepcion SS
 Morgan 2B
 Foster LF
 Bench C
 Driessen 1B
 Auerbach 3B
 Geronimo CF
 Seaver P

1984

Redus LF
 E. Milner CF
 Concepcion SS
 Parker RF
 Driessen 1B
 Esasky 3B
 Oester 2B
 Bilardello C
 Soto P

1989

Larkin SS
 Sabo 3B
 E. Davis CF
 K. Daniels LF
 Benzinger 1B
 O'Neill RF
 J. Reed C
 Oester 2B
 Jackson P

1990

Sabo3B
 HatcherLF
 LarkinSS
 E. DavisCF
 O'NeillRF
 Benzinger1B
 OliverC
 M. Duncan2B
 BrowningP

1995

D. SandersCF
 LarkinSS
 Morris1B
 GantLF
 B. Boone2B
 SantiagoC
 R. SandersRF
 W. Greene3B
 RijoP

2000

Reese2B
 LarkinSS
 GriffeyCF
 BichetteRF
 D. Young1B
 TaubenseeC
 A. Boone3B
 TuckerLF
 HarnischP

2005

Jimenez2B
 GriffeyCF
 Casey1B
 KearnsRF
 DunnLF
 Randa3B
 AuriliaSS
 LaRueC
 WilsonP

2010

DickersonCF
 CabreraSS
 Votto1B
 Phillips2B
 Rolan3B
 Bruce3B
 BruceRF
 NixLF
 HernandezC
 HarangP

2015

HamiltonCF
 Votto1B
 Frazier3B
 MesoracoC
 ByrdLF
 BruceRF
 Phillips2B
 CozartSS
 CuetoP

1991

HatcherLF
 LarkinSS
 O'NeillRF
 E. DavisCF
 Morris1B
 Sabo3B
 J. ReedC
 M. Duncan2B
 BrowningP

1996

E. DavisLF
 Owens2B
 LarkinSS
 R. SandersRF
 Sabo3B
 Morris1B
 M. KellyCF
 OliverC
 SchourekP

2001

LarkinSS
 TuckerCF
 D. YoungLF
 Casey1B
 OchoaRF
 A. Boone3B
 Reese2B
 LaRueC
 HarnischP

2006

Womack2B
 LopezSS
 GriffeyCF
 DunnLF
 Encarnacion3B
 Hatteberg1B
 KearnsRF
 ValentinC
 HarangP

2011

StubbsCF
 Phillips2B
 Votto1B
 Rolan3B
 BruceRF
 GomesLF
 HernandezC
 JanishSS
 VolquezP

2016

CozartSS
 Suárez3B
 Votto1B
 Phillips2B
 BruceRF
 MesoracoC
 DuvallLF
 IglesiasP
 HamiltonCF

1992

Roberts2B
 Morris1B
 LarkinSS
 Sabo3B
 BraggsLF
 R. SandersCF
 O'NeillRF
 OliverC
 RijoP

1997

D. SandersCF
 W. Greene3B
 LarkinSS
 R. SandersRF
 Morris1B
 SierraLF
 B. Boone2B
 TaubenseeC
 SmileyP

2002

Walker2B
 LarkinSS
 GriffeyCF
 Casey1B
 Boone3B
 DunnLF
 EncarnacionRF
 LaRueC
 HamiltonP

2007

FreelCF
 DunnLF
 Phillips2B
 GriffeyRF
 Encarnacion3B
 Hatteberg1B
 GonzalezSS
 RossC
 HarangP

2012

Phillips2B
 CozartSS
 Votto1B
 Rolan3B
 BruceRF
 LudwickLF
 StubbsCF
 HaniganC
 CuetoP

2017

HamiltonCF
 Peraza2B
 Votto1B
 DuvallLF
 Suárez3B
 ScheblerRF
 CozartSS
 BarnhartC
 FeldmanP

1993

Roberts2B
 R. KellyCF
 LarkinSS
 MitchellLF
 Sabo3B
 Milligan1B
 R. SandersRF
 OliverC
 RijoP

1998

StynesLF
 NunnallyRF
 W. Greene3B
 Perez1B
 R. SandersCF
 TaubenseeC
 B. Boone2B
 ReeseSS
 RemlingerP

2003

LarkinSS
 Boone2B
 GriffeyCF
 KearnsRF
 DunnLF
 Casey1B
 Larson3B
 LaRueC
 HaynesP

2008

PattersonCF
 KeppingerSS
 GriffeyRF
 Phillips2B
 DunnLF
 Encarnacion3B
 Hatteberg1B
 ValentinC
 HarangP

2013

ChooCF
 Phillips2B
 Votto1B
 LudwickLF
 BruceRF
 Frazier3B
 CozartSS
 HaniganC
 CuetoP

2018

WinkerLF
 Suárez3B
 Votto1B
 Votto1B
 Genett2B
 ScheblerRF
 BarnhartC
 PerazaSS
 BaileyP
 HamiltonCF

1994

Fernandez3B
 LarkinSS
 Morris1B
 MitchellLF
 R. SandersRF
 R. KellyCF
 B. Boone2B
 OliverC
 RijoP

1999

CameronCF
 LarkinSS
 Casey1B
 VaughnLF
 D. YoungRF
 TaubenseeC
 A. Boone3B
 Reese2B
 TomkoP

2004

Jimenez2B
 LarkinSS
 Casey1B
 KearnsRF
 DunnLF
 LaRueC
 FreelCF
 Castro3B
 LidleP

2009

Hairton Jr.LF
 McDonaldCF
 Votto1B
 Phillips2B
 BruceRF
 Encarnacion3B
 HernandezC
 GonzalezSS
 HarangP

2014

HamiltonCF
 Phillips2B
 Votto1B
 BruceRF
 LudwickLF
 Frazier3B
 CozartSS
 PenaC
 CuetoP

2019

WinkerLF
 Votto1B
 PuigRF
 Suárez3B
 ScheblerCF
 Peraza2B
 BarnhartC
 IglesiasSS
 CastilloP



2020

ErvinLF
 Votto1B
 Suárez3B
 Castellanos.....RF
 Moustakas2B
 Davidson.....^A DH
 Senzel.....CF
 Galvis.....SS
 Casali.....C
 Castillo.....P

2021

WinkerLF
 Castellanos.....RF
 Votto1B
 SuárezSS
 Moustakas3B
 Senzel.....CF
 India2B
 Barnhart.....C
 Castillo.....P

*Opening game away at Philadelphia, 4/15/66; The Reds first home game was played against Philadelphia on 4/22/66 (RF T. Harper, 3B P. Rose, CF Pinson, 1B G. Coleman, LF D. Johnson, SS Cardenas, 2B Helms, C J. Edwards, P Nuxhall).

^A Due to the COVID-19 pandemic, both leagues adopted the use of the designated hitter for the entirety of the 60-game 2020 season.

2022 NOTES



LONGEST WINNING/LOSING STREAKS BY SEASON - SINCE 1900

Year	Longest Winning Streak	Longest Losing Streak	Year	Longest Winning Streak	Longest Losing Streak	Year	Longest Winning Streak	Longest Losing Streak
1900	5 games (2x)	7 games	1949	4 games	7 games	2001	7 games	8 games (2x)
1901	4 games	8 games	1950	5 games (3x)	10 games	2002	7 games	8 games
1902	6 games	5 games	1951	7 games	7 games (2x)	2003	5 games	8 games
1903	8 games	6 games	1952	4 games	6 games	2004	7 games	8 games
1904	8 games	4 games (2x)	1953	6 games	8 games	2005	5 games (2x)	8 games
1905	8 games	8 games	1954	5 games (2x)	5 games (2x)		7/27-7/31	4/27-5/6
1906	6 games	6 games	1955	7 games	7 games		8/8-8/13	
1907	7 games	6 games	1956	6 games (2x)	4 games (3x)	2006	8 games	6 games (2x)
1908	6 games	6 games	1957	12 games	10 games		5/31-6/8	7/1-7/6
1909	7 games	6 games	1958	6 games	7 games			8/25-8/30
1910	4 games (2x)	6 games	1959	4 games (2x)	6 games	2007	6 games	7 games
1911	7 games (2x)	5 games	1960	9 games	7 games		8/21-8/26	9/22-9/29
1912	6 games	7 games (2x)	1961	9 games	8 games	2008	6 games	6 games
1913	5 games	7 games	1962	9 games (2x)	5 games		5/12-5/18	8/5-8/10
1914	6 games (3x)	19 games	1963	7 games	4 games (5x)	2009	7 games	8 games
		9/5-9/23	1964	9 games	4 games		8/31-9/6	7/28-8/4
1915	6 games	7 games (2x)	1965	4 games (7x)	6 games	2010	7 games	5 games (2x)
1916	4 games (2x)	8 games	1966	8 games	9 games		8/13-8/20	4/14-4/18
1917	7 games	8 games	1967	5 games (3x)	4 games (6x)			9/5-9/9
1918	8 games (2x)	9 games	1968	7 games	7 games	2011	5 games (2x)	6 games
1919	10 games	4 games	1969	9 games	5 games		3/31-4/6	5/18-5/23
1920	6 games	6 games	1970	8 games	4 games		5/13-5/17	
1921	5 games	6 games	1971	5 games	7 games	2012	10 games	5 games
1922	7 games	8 games	1972	9 games	4 games		7/19-7/29	8/5-8/9
1923	9 games (2x)	6 games (2x)	1973	7 games (2x)	4 games (2x)	2013	6 games	5 games (3x)
1924	6 games	4 games (3x)	1974	7 games	4 games		5/10-5/16	4/9-4/14
1925	9 games (2x)	5 games (2x)	1975	10 games	6 games			7/26-7/30
1926	8 games	5 games (2x)	1976	7 games (2x)	4 games			9/24-9/29
1927	8 games	6 games (2x)	1977	7 games	8 games	2014	5 games (2x)	7 games (2x)
1928	7 games	8 games	1978	7 games	6 games (2x)		6/25-6/29	7/18-7/25
1929	5 games	9 games	1979	8 games	4 games (2x)		7/6-7/9	8/17-8/22
1930	7 games	13 games	1980	8 games	5 games	2015	4 games (2x)	13 games
1931	6 games	7 games (2x)	1981	8 games	4 games		4/6-4/10	9/20-10/2
1932	5 games	10 games	1982	3 games (4x)	9 games		6/7-6/10	
1933	5 games	10 games (2x)	1983	4 games	5 games	2016	5 games (2x)	11 games
1934	5 games	8 games	1984	7 games	8 games		8/16-8/20	5/16-5/27
1935	7 games	7 games	1985	7 games	4 games (3x)		9/9-9/13	
1936	7 games (2x)	9 games	1986	6 games (3x)	9 games	2017	5 games	9 games
1937	4 games (2x)	14 games	1987	6 games	7 games		5/3-5/7	6/9-6/18
		9/21/92-10/3	1988	8 games	6 games (2x)	2018	7 games	8 games
1938	7 games	6 games	1989	4 games (4x)	10 games (2x)		6/17-6/24	4/8-4/15
1939	12 games	4 games	1990	9 games	8 games	2019	6 games	8 games
1940	7 games (2x)	3 games (4x)	1991	5 games	10 games		6/16-6/21	3/31-4/7
1941	8 games	6 games	1992	9 games	7 games	2020	6 games	4 games (2x)
1942	6 games (2x)	6 games	1993	7 games	12 games		9/13-9/18	7/25-7/28
1943	10 games	5 games	1994	6 games	5 games			8/22-8/25
1944	6 games	4 games (4x)	1995	9 games	6 games	2021	6 games (2x)	7 games
1945	9 games	13 games	1996	7 games (2x)	9 games		4/3-4/9	4/18-4/25
		8/5-8/15	1997	5 games	5 games (3x)		6/11-6/16	
1946	4 games (2x)	9 games	1998	10 games	11 games			
1947	4 games (2x)	6 games	1999	10 games	3 games (8x)			
1948	5 games	8 games	2000	6 games	6 games			

HIGHEST SCORING GAMES - SINCE 1900

Date	Opponent	Score	Date	Opponent	Score	Date	Opponent	Score
26 Runs			8/3/1969	@Phi.....	19-17	4/29/1968	@Hou.....	17-2
6/4/1911	Bos.....	26-3	7/1/1956	@StL (G1)....	19-15 (10)	10/1/1965	@SF.....	17-2
			7/14/1955	@Pit.....	19-1	6/21/1959	@LAD.....	17-3
24 Runs			8/2/1924	@Bos.....	19-2	8/13/1931	@Bos (G1)....	17-3
5/19/1999	@Col.....	24-12	5/24/1917	@Phi.....	19-9	4/28/1929	Chc.....	17-12
5/13/1902	Phi.....	24-2	8/5/1905	Brk.....	19-6	9/2/1922	@Chc.....	17-5
			8/28/1904	Bos.....	19-6	6/19/1905	NYM.....	17-7
23 Runs			4/27/1900	@Pit.....	19-5	9/19/1903	Phi.....	17-7
4/25/1977	@Atl.....	23-9						
7/6/1949	Chc.....	23-4	18 Runs			4/21/2015	@Mil.....	16-10
6/8/1940	Brk.....	23-2	4/10/1998	@Col.....	18-7	6/22/2007	@Sea.....	16-1
			8/29/1996	@Col.....	18-6	6/18/1994	@Atl.....	16-0
22 Runs			8/3/1989	Hou.....	18-2	6/22/1993	@Col.....	16-13
9/4/1999	@Phi.....	22-3	6/13/1975	@Chc.....	18-11	7/19/1979	@StL.....	16-4
8/31/1996	Fla.....	22-8	8/8/1965	LAD.....	18-0	9/3/1965	Phi.....	16-7
6/1/1957	Chc.....	22-2	8/7/1960	@StL (G1)....	18-4	5/2/1959	LAD.....	16-4
			4/29/1959	Chi.....	18-8	7/29/1955	Pit.....	16-5
21 Runs			9/6/1933	Brk (G2)....	18-8	6/26/1955	Phi (G1)....	16-5
9/15/1987	@Atl.....	21-6	9/25/1925	Brk.....	18-7	7/16/1950	NYM (G1)....	16-4
5/9/1937	@Phi.....	21-10	5/12/1911	@Bos.....	18-8	7/6/1934	@StL.....	16-15
6/5/1929	Phi.....	21-4	4/19/1904	Pit.....	18-4	7/25/1928	@Phi (G1)....	16-5
8/11/1926	@Phi.....	21-3	9/9/1903	@StL (G1)....	18-5	9/11/1927	Bos (G2)....	16-5
7/13/1923	@Phi.....	21-7				6/27/1926	Pit.....	16-0
			17 Runs			4/29/1926	@Pit.....	16-9
20 Runs			7/13/2019	@Col.....	17-9	5/2/1901	NYM.....	16-4
8/22/1943	@Phi (G2)....	20-6	8/19/2005	vs Ari.....	17-3			
6/2/1928	@Bos.....	20-8	8/26/2001	@Mtl.....	17-4			
			8/7/1998	Mil.....	17-0			
19 Runs			8/3/1994	@SF.....	17-4	15 Runs		
8/25/1995	@Pit.....	19-3	9/4/1988	@Chc.....	17-0	44 times, Last: 4/27/2018 at Min (W, 15-9)		
4/28/1994	@Pit.....	19-7	5/6/1979	Hou.....	17-5			
5/1/1989	@Mtl.....	19-6	8/2/1973	@Atl.....	17-2			

MARATHONS - SINCE 1900

Date	Opponent	Score	Date	Opponent	Score	Date	Opponent	Score
21 Innings			5/28/1964	LAD.....	2-2	6/29/1965	@Pit (G1)....	1-2
9/1/1967	SF.....	0-1	9/15/1941	Brk.....	1-5	9/30/1964	Pit.....	0-1
			4/25/1928	StL.....	5-4	5/30/1962	@Mil (G2)....	4-3
19 Innings			8/18/1924	NYM.....	8-7	9/27/1960	@Pit.....	3-4
5/25/2011	@Phi.....	4-5	8/27/1920	NYM (G1)....	4-6	5/1/1957	@Phi.....	8-6
8/8/1972	LAD.....	2-1	9/18/1904	@Chc.....	1-2	5/1/1955	@NYM.....	1-2
9/15/1950	@Phi (G2)....	7-8	5/12/2017	@SF.....	2-3	8/28/1947	@Bos (G1)....	7-8
9/11/1946	@Brk.....	0-0				6/22/1941	Brk (G1)....	1-2
			16 Innings			6/21/1926	Chc.....	6-5
18 Innings			9/4/2013	StL....4-5 (GABP record)		7/8/1924	Phi (G2)....	2-1
5/25/2008	@SD.....	9-12	5/16/2009	@SD.....	5-6	6/13/1916	@Bos.....	0-0
5/10/1979	@Chc.....	8-9	8/29/2006	@LAD.....	5-6	5/31/1916	@Pit.....	5-2
5/21/1967	@Phi.....	1-2	8/8/1992	SF.....	4-3	7/29/1914	@Brk.....	8-5
7/19/1966	@Chc.....	3-2	4/24/1992	@SD.....	7-6	7/19/1913	@Phi.....	2-3
9/7/1951	Chc.....	7-6	5/22/1990	@Chc.....	1-2	5/13/1911	@Phi.....	4-5
8/9/1942	Chc (G1)....	8-10	4/7/1989	SF.....	4-3	6/15/1910	@Phi.....	3-3
7/1/1934	StL (G1)....	6-8	4/8/1988	Hou.....	3-8			
			6/21/1983	@SF.....	6-5	15 Innings		
17 Innings			5/2/1976	Mtl.....	4-8	37 times, Last: 6/28/2016 vs ChC (L, 7-2)		
7/28/1989	@Atl.....	4-2	8/20/1973	@NYM.....	8-3			
7/29/1972	SD.....	3-4	5/5/1968	@LAD.....	3-2	14 Innings		
6/2/1972	@Phi.....	6-3	8/3/1966	@StL.....	3-1	76 times, Last: 7/1/2016 at Wsh (L, 3-2)		

BEST HOMESTANDS - SINCE 1900

Pct.	Record	Dates	Opponents	Pct.	Record	Dates	Opponents
Vs 1 team				Vs 2 teams			
1.000	4-0	6x, last 9/24-9/27, 1999	StL	1.000	7-0	3x, last 5/10-5/16, 1993	SD/Col
1.000	3-0	19x, last 9/4-9/6, 2017	Mil	1.000	6-0	9x, last 6/19-6/24, 2018	Det/Chc
1.000	2-0	23x, last 5/6-5/7, 1992	NYM	1.000	4-0	5/25-5/28, 1962	Chc/Hou
1.000	1-0	50x, last 5/29, 1990	Phi	.875	7-1	8/4-8/11, 1969	NYM/Phi
				.857	6-1	9x, last 5/21-5/27, 2012	Atl/Col
				.833	5-1	18x, last 8/3-8/8, 2021	Min/Pit
				.800	4-1	14x, last 4/9-4/14, 2019*	Mia/StL
				.778	7-2	9/22-9/28, 1969	LA/Hou
				.750	6-2	7x, last 6/29-7/5, 1993	Hou/Pit
				Vs 4+ teams			
				.917	11-1	8/15-8/28, 1926	Phi/Bos/NYG/Bro
				.846	11-2	8/15-8/25, 1918	NYG/Bro/Phi/Bos
				.833	15-3	5/31-6/20, 1923	Chc/Bos/Phi/NYG/Bro
				.824	14-3	5/2-5/23, 1924	StL/Bos/NYG/Bos/Phi
				.818	9-2	7/17-8/2, 1962	LA/NYM/Pit/Mil/StL
				.813	13-3	4/27-5/8, 1940	Pit/Bro/Phi/NYG/Bos
				.778	7-2	7/11-7/21, 1940	Bro/Phi/Bos/NYG
				.765	13-4	5/5-5/23, 1926	Phi/Bos/NYG/Bro/Pit
				.750	12-4	9/22-10/3, 1943	NYG/Bos/Phi/Bro
				.750	9-3	5/16-5/29, 1969	NYM/Phi/Mon/Pit
				.739	17-6	7/27-8/11, 1919	Pit/Bos/NYG/Bro/Phi
				.737	14-5	6/4-6/21, 1925	Bos/Phi/Bro/NYG
				.733	11-4	7/24-8/7, 1927	StL/Bos/Bro/NYG/Phi
				.727	8-3	4x, last 7/9-7/22, 1971	NYM/SF/SD/LA
				.727	8-3	9/12-9/28, 1939	Bro/NYG/Bos/Phi/Pit/StL
				.727	8-3	5/9-5/28, 1922	Bos/Bro/Phi/NYG/Chc
				.727	8-3	6x, last 8/6-8/22, 1971	Mon/Hou/Chc/StL/Pit
				.727	8-3	8/28-9/7, 1975	StL/SD/LA/SF

* Games vs StL were home games for Cin played in Monterrey, Mexico.

Vs 3 teams

1.000	7-0	4/28-5/5, 1970	Hou/Pit/StL
.889	8-1	8/31-9/7, 1924	StL/Chc/Pit
		8/8-8/17, 1975	Mon/Chc/Pit
.875	7-1	4x, last 9/15-9/22, 1992	Atl/SD/Hou
.857	6-1	3x, last 8/14-8/20, 1995	Col/LA/Hou
.833	5-1	4/10-4/16, 1967	LA/Hou/SF
		9/7-9/12, 1978	SD/SF/Hou
.800	8-2	5x, last 9/14-9/23, 2020	Pit/CWS/Mil

BEST ROAD TRIPS - SINCE 1900

Pct.	Record	Dates	Opponents	Pct.	Record	Dates	Opponents
Vs 1 team				Vs 2 teams			
1.000	4-0	5x, last 6/3-6/6, 2021	StL	1.000	8-0	9/21-9/27, 1964	Phi/NYM
1.000	3-0	17x, last 6/15-6/17, 2012	NYM	1.000	7-0	6/21-6/27, 1999	Ari/Hou
1.000	2-0	19x, last 4/5-4/6, 1996	Phi	1.000	6-0	4x, last 7/23-7/29, 2012	Hou/Col
1.000	1-0	6x, last 5/12, 1960	Chc	1.000	5-0	4/30-5/5, 1912	Chc/StL
						7/8-7/12, 1938	StL/Pit
						5/2-5/5, 1960	LA/SF
						5/29-5/31, 1961	SF/LA
.857	6-1	4x, last 4/20-4/26, 2006	Mil/Wsh	.857	6-1	4x, last 4/20-4/26, 2006	Mil/Wsh
.833	5-1	25x, last 4/7-4/12, 2017	StL/Pit	.833	5-1	25x, last 4/7-4/12, 2017	StL/Pit
.800	4-1	5x, last 6/24-6/28, 1998	Cws/Det	.800	4-1	5x, last 6/24-6/28, 1998	Cws/Det
.778	7-2	9/22-9/28, 1969	Chc/StL	.778	7-2	9/22-9/28, 1969	Chc/StL
.750	6-2	3x, last 9/3-9/9, 1999	Phi/Chc	.750	6-2	3x, last 9/3-9/9, 1999	Phi/Chc
.750	3-1	4/18-4/21, 1958	Pit/Phi	.750	3-1	4/18-4/21, 1958	Pit/Phi
.714	5-2	14x, last 7/26-8/1, 2021	Chc/NYM	.714	5-2	14x, last 7/26-8/1, 2021	Chc/NYM
				Vs 3 teams			
.875	7-1	5/9-5/18, 1966	Atl/Chc/NYM	.800	8-2	8/31-9/9, 1973	SD/Hou/Atl
.857	6-1	5/25-6/1, 1995	Chc/StL/Pit	.778	7-2	4x, last 5/14-5/22, 2013	Mia/Phi/NYM
.857	5-1	5/4-5/10, 1984	Phi/NYM/Mon	.750	6-2	6x, last 5/9-5/17, 1995	Fla/Atl/Mtl
.818	9-2	7/9-7/17, 1974	Chc/Pit/StL	.727	8-3	3x, last 7/3-7/13, 1986	Phi/NYM/Mtl
				.714	5-2	4x, last 6/26-7/2, 1972	LA/SF/SD
				.700	7-3	4x, last 4/13-4/23, 2009	Mil/Hou/Chc
				Vs 4+ teams			
				1.000	12-0	4/30-5/12, 1957	Phi/NYG/Pit/Bro/Chc
				.917	11-1	5/29-6/11, 1972	Hou/Phi/NYM/Mtl
				.846	11-2	9/14-9/27, 1981	Hou/SF/LA/SD/Atl
				.818	9-2	9/14-9/25, 1977	LA/SF/SD/Atl
				.813	13-3	8/15-8/29, 1923	NYG/Phi/Bro/Bos
				.800	8-2	4/9-4/18, 1973	Atl/LA/SF/SD
				.789	15-4	8/13-8/30, 1919	NYG/Bro/Bos/Phi/Pit
				.778	7-2	6/1-6/9, 1951	Bro/Bos/NYG/Phi
				.762	16-5	7/2-7/21, 1923	Chc/NYG/Phi/Bos/Bro
				.750	9-3	8/18-8/27, 1941	Phi/Bos/NYG/Bro
				.727	16-6	7/2-7/24, 1917	Chc/Bos/NYG/Phi/Bro
				.727	8-3	6/16-6/27, 1936	NYG/Bos/Bro/Phi
				.714	15-6	9/7-9/26, 1940	Chc/Bos/NYG/Bro/Phi/Pit/StL
				.714	10-4	8/5-8/24, 1943	Chc/Bro/NYG/Bos/Phi
				.700	7-3	8/1-8/11, 1974	SF/SD/LA/NYM
				.700	7-3	9/19-9/28, 1980	LA/SF/SD/Hou

HOME RUNS, YEAR-BY-YEAR

Year	H	R	T	Year	H	R	T	Year	H	R	T	Year	H	R	T
1900	12	21	33	1932	11	36	47	1964	62	68	130	1996	89	102	191
1901	23	15	38	1933	5	29	34	1965	108	75	183	1997	73	69	142
1902	11	7	18	1934	17	38	55	1966	91	58	149	1998	66	72	138
1903	12	16	28	1935	18	55	73	1967	57	52	109	1999	97	112	209
1904	12	9	21	1936	24	58	82	1968	55	51	106	2000	98	102	200
1905	12	15	27	1937	13	60	73	1969	97	74	171	2001	83	93	176
1906	19	6	16	1938	50	60	110	1970	100	91	191	2002	85	84	169
1907	3	12	15	1939	48	50	98	1971	71	67	138	2003	97	85	182
1908	8	6	14	1940	47	42	89	1972	58	66	124	2004	92	102	194
1909	5	17	22	1941	27	37	64	1973	47	90	137	2005	126	96	222
1910	6	17	23	1942	30	36	66	1974	74	61	135	2006	124	93	217
1911	5	16	21	1943	17	26	43	1975	70	54	124	2007	117	87	205
1912	7	14	21	1944	14	37	51	1976	73	68	141	2008	103	84	187
1913	15	12	27	1945	25	31	56	1977	83	98	181	2009	94	64	158
1914	4	12	16	1946	37	28	65	1978	74	62	136	2010	102	86	188
1915	6	9	15	1947	48	47	95	1979	71	61	132	2011	105	78	183
1916	4	10	14	1948	68	36	104	1980	66	47	113	2012	103	69	172
1917	10	16	26	1949	50	36	86	1981	26	38	64	2013	82	73	155
1918	9	6	15	1950	52	47	99	1982	37	45	82	2014	77	54	131
1919	10	10	20	1951	44	44	88	1983	52	55	107	2015	88	79	167
1920	5	13	18	1952	43	61	104	1984	58	48	106	2016	88	76	164
1921	5	15	20	1953	89	77	166	1985	49	65	114	2017	117	102	219
1922	8	37	45	1954	94	53	147	1986	84	60	144	2018	98	74	172
1923	6	39	45	1955	102	79	181	1987	94	98	192	2019	*118	109	227
1924	3	33	36	1956	128	93	221	1988	75	47	122	2020	55	35	90
1925	10	34	44	1957	118	69	187	1989	59	69	128	2021	129	93	222
1926	8	27	35	1958	71	52	123	1990	70	55	125	Club records in bold red			
1927	3	26	29	1959	101	60	161	1991	104	60	164	* Hit 4 HR in Monterrey, Mexico as home games for Cin vs STL			
1928	3	29	32	1960	75	65	140	1992	60	39	99				
1929	7	27	34	1961	70	88	158	1993	69	68	137				
1930	20	54	74	1962	95	72	167	1994	59	65	124				
1931	6	15	21	1963	65	57	79	1995	76	85	161				

HOME RUNS ALLOWED, YEAR-BY-YEAR

Year	H	R	T	Year	H	R	T	Year	H	R	T	Year	H	R	T
1900	9	19	28	1932	11	58	69	1964	59	53	112	1996	86	81	167
1901	33	18	51	1933	10	37	47	1965	69	67	136	1997	91	82	173
1902	8	7	15	1934	24	37	61	1966	93	60	153	1998	83	87	170
1903	7	7	14	1935	18	47	65	1967	66	35	101	1999	116	74	190
1904	6	7	13	1936	21	30	51	1968	66	48	114	2000	108	82	190
1905	2	20	22	1937	14	24	38	1969	74	75	149	2001	107	91	198
1906	10	4	14	1938	31	44	75	1970	58	60	118	2002	112	61	173
1907	5	11	16	1939	39	42	81	1971	51	61	112	2003	118	91	209
1908	7	12	19	1940	36	37	73	1972	59	70	129	2004	128	108	236
1909	2	3	5	1941	27	34	61	1973	67	68	135	2005	120	99	219
1910	8	19	27	1942	23	24	47	1974	62	64	126	2006	117	96	213
1911	6	30	36	1943	15	23	38	1975	52	60	112	2007	114	84	198
1912	2	26	28	1944	23	37	60	1976	46	54	100	2008	111	90	201
1913	13	27	40	1945	23	47	70	1977	83	73	156	2009	93	95	188
1914	5	25	30	1946	39	31	70	1978	61	61	122	2010	82	76	158
1915	7	21	28	1947	47	55	102	1979	53	50	103	2011	104	81	185
1916	10	25	35	1948	52	52	104	1980	70	43	113	2012	96	56	152
1917	3	17	20	1949	54	70	124	1981	41	26	67	2013	102	68	170
1918	5	14	19	1950	81	64	145	1982	47	58	105	2014	88	75	163
1919	5	16	21	1951	46	73	119	1983	64	71	135	2015	95	82	177
1920	1	25	26	1952	43	68	101	1984	73	55	128	2016	140	118	258
1921	2	35	37	1953	96	83	179	1985	65	66	131	2017	127	121	248
1922	13	36	49	1954	105	64	169	1986	73	63	136	2018	135	93	228
1923	4	24	28	1955	91	70	161	1987	97	73	170	2019	*116	98	214
1924	3	27	30	1956	75	66	141	1988	71	50	121	2020	50	17	67
1925	5	30	35	1957	101	78	179	1989	71	54	12	2021	121	85	206
1926	8	32	40	1958	86	62	148	1990	73	51	124	Club records in bold red			
1927	11	25	36	1959	84	78	162	1991	77	50	127	* Allowed 5 HR in Monterrey, Mexico as home games for Cin vs STL			
1928	17	41	58	1960	68	66	134	1992	60	49	109				
1929	18	43	61	1961	75	72	147	1993	81	77	158				
1930	21	54	75	1962	68	81	149	1994	65	52	117				
1931	4	47	51	1963	46	71	117	1995	58	73	131				

YEAR-BY-YEAR TEAM BATTING STATISTICS - SINCE 1900

Year	AVG.	R	H	2B	3B	HR	RBI	SB	Year	AVG.	R	H	2B	3B	HR	RBI	SB
1900	.266	703	1335	178	83	33	183	-	1964	.249	660	1383	220	38	130	605	90
1901	.251	561	1232	173	70	38	476	137	1965	#.273	#825	#1544	#268	#61	183	#776	82
1902	.282	633	1383	188	77	18	297	131	1966	.260	692	1434	232	33	149	651	70
1903	#.288	765	1399	#228	92	28	652	144	1967	.248	604	1366	251	54	109	560	92
1904	.255	695	1332	189	92	21	561	179	1968	#.273	#690	#1573	#281	36	106	#638	59
1905	.269	735	#1401	160	#101	27	611	181	1969	#.277	#798	#1558	224	42	#171	#750	79
1906	.238	533	1198	140	71	16	454	170	1970	#.270	775	1498	253	45	#191	726	115
1907	.247	526	1226	126	#90	15	443	158	1971	.241	586	1306	203	28	138	542	59
1908	.227	489	1108	129	77	14	398	196	1972	.251	707	1317	214	44	124	650	#140
1909	.250	606	1273	159	72	22	507	#280	1973	.254	741	1398	232	34	137	686	#148
1910	.259	620	1326	150	79	23	526	#310	1974	.260	776	1437	#271	35	135	714	146
1911	.261	682	1379	180	105	21	595	289	1975	.271	#840	1515	278	37	124	#779	#168
1912	.256	656	1310	183	89	21	565	248	1976	#.280	#857	#1599	#271	#63	#141	#802	#210
1913	.261	607	1339	170	#96	27	541	226	1977	.274	802	1513	269	42	181	750	170
1914	.236	530	1178	142	64	16	432	224	1978	.256	710	1378	#270	32	136	669	137
1915	.253	516	#1323	194	84	15	425	156	1979	.264	731	1445	266	31	132	686	99
1916	.254	505	1336	187	88	14	422	157	1980	.262	707	1445	256	45	113	668	156
1917	#.264	601	#1385	196	#100	26	513	153	1981	.267	464	972	#190	24	64	429	58
1918	#.278	530	#1185	#165	#84	15	447	128	1982	.251	545	1375	228	34	82	496	131
1919	.263	577	1204	135	#83	20	489	143	1983	.239	623	1274	236	35	107	577	154
1920	.277	639	1432	169	76	18	546	158	1984	.244	627	1342	238	30	106	578	160
1921	.278	618	1421	221	94	20	560	117	1985	.255	677	1385	249	34	114	634	159
1922	.296	766	1561	226	99	45	686	130	1986	.254	732	1404	237	35	144	670	177
1923	.285	708	1506	237	95	45	645	96	1987	.266	783	1478	262	29	192	747	169
1924	.290	649	1539	236	111	36	586	103	1988	.246	641	1334	246	25	122	588	207
1925	.285	690	1490	221	90	44	624	108	1989	.247	632	1362	243	28	128	588	128
1926	#.290	747	#1541	242	#120	35	692	51	1990	#.265	693	1466	284	40	125	644	166
1927	.278	643	1439	222	77	29	575	62	1991	.258	689	1419	250	27	#164	654	124
1928	.280	648	1449	229	67	32	588	83	1992	.260	660	1418	#281	44	99	606	125
1929	.281	686	1478	258	79	34	618	#134	1993	.264	722	1457	261	28	137	669	142
1930	.281	665	1475	265	67	74	625	48	1994	#.286	#609	#1142	211	36	124	569	119
1931	.269	592	1439	241	70	21	562	24	1995	.270	747	1326	#277	35	161	694	#190
1932	.263	575	1429	265	68	47	546	35	1996	.256	778	1398	259	36	191	733	171
1933	.246	496	1267	208	37	34	455	30	1997	.253	651	1386	269	27	142	612	#190
1934	.266	590	1428	227	65	55	560	34	1998	.262	750	1441	298	28	138	723	95
1935	.265	646	1403	244	68	73	605	#72	1999	.272	865	1536	312	37	209	820	164
1936	.274	722	1476	224	73	82	674	68	2000	.274	825	1545	302	36	200	794	100
1937	.254	612	1329	215	59	73	567	53	2001	.262	735	1464	304	22	176	690	103
1938	.277	723	1495	251	57	110	679	19	2002	.253	709	1386	297	21	169	678	116
1939	.278	767	1493	269	60	98	714	46	2003	.245	694	1349	239	21	182	669	80
1940	.266	707	1427	264	38	89	649	72	2004	.250	750	1380	287	28	194	713	77
1941	.247	616	1288	213	33	64	567	#68	2005	.261	#820	1453	#335	15	#222	#784	72
1942	.231	527	1216	198	39	66	488	42	2006	.257	749	1419	291	12	217	718	124
1943	.256	608	1362	229	47	43	558	49	2007	.267	783	1496	293	23	204	747	97
1944	.254	573	1340	229	31	51	528	51	2008	.247	704	1351	269	24	187	677	85
1945	.249	536	1317	221	26	56	498	71	2009	.247	673	1349	280	25	158	637	96
1946	.239	523	1262	206	33	65	481	82	2010	#.272	#790	#1515	293	30	#188	#761	93
1947	.259	681	1372	242	43	95	637	46	2011	.256	735	1438	264	19	183	697	97
1948	.247	588	1266	221	37	104	548	42	2012	.251	669	1377	296	30	172	636	87
1949	.260	627	1423	264	35	86	588	31	2013	.249	698	1370	274	20	155	664	67
1950	.260	654	1366	#257	27	99	617	37	2014	.238	595	1282	254	20	131	562	122
1951	.248	559	1309	215	33	88	528	44	2015	.248	640	1382	257	27	167	613	#134
1952	.249	615	1303	212	45	104	562	32	2016	.256	716	1403	277	33	164	678	139
1953	.261	714	1396	190	34	166	669	25	2017	.253	753	1390	249	38	219	715	120
1954	.262	729	1369	221	46	147	685	47	2018	.254	696	1404	251	25	172	665	77
1955	.270	761	#1424	216	28	181	726	51	2019	.244	701	1328	235	27	227	679	80
1956	.266	#775	1406	201	32	#221	#734	45	2020*	.212	243	390	76	3	90	237	29
1957	.269	747	1452	#251	33	187	713	51	2021	.249	786	1352	295	13	222	756	36
1958	.258	695	1359	242	40	123	649	61									
1959	#.274	#764	#1448	#258	34	161	#721	65									
1960	.250	640	1324	230	40	140	604	73									
1961	.270	710	1414	#247	35	158	675	70									
1962	.270	802	1523	#252	40	167	745	66									
1963	.246	648	1333	225	44	122	608	92									

Red indicates led league

* 60-game season in 2020 due to COVID-19 pandemic

YEARLY INDIVIDUAL BATTING LEADERS - SINCE 1900

Games Played

1900 Beckley.....	141	1931 Cuccinello.....	154	1962 Robinson.....	162	1993 Sabo.....	148
1901 Beckley.....	140	1932 Herman.....	148	1963 Pinson.....	*162	1994 Morris.....	112
1902 Crawford.....	140	1933 Morrissey.....	148	1964 Cardenas.....	*163	1995 Boone.....	138
1903 Seymour.....	135	1934 Koenig.....	151	1965 Rose.....	162	1996 Larkin.....	152
1904 Corcoran.....	150	1935 Kampris, Goodman.....	148	1966 Cardenas.....	160	1997 Greene.....	151
1905 Corcoran.....	151	1936 Cuyler.....	144	1967 Pinson.....	158	1998 BBoone.....	157
1906 Huggins.....	146	1937 Goodman.....	147	1968 Perez.....	160	1999 Larkin.....	161
1907 Huggins.....	*156	1938 Craft, McCormick.....	151	1969 Perez.....	160	2000 Young.....	152
1908 Lobert.....	155	1939 FmCormick.....	156	1970 Rose.....	159	2001 Casey.....	145
1909 Mitchell.....	145	1940 FmCormick.....	155	1971 Rose.....	160	2002 ABoone.....	*162
1910 Mitchell.....	*156	1941 FmCormick.....	154	1972 Rose.....	*154	2003 Casey.....	147
1911 Hoblitzell.....	*158	1942 Haas.....	154	1973 Rose.....	160	2004 Dunn.....	161
1912 Egan.....	149	1943 Miller.....	154	1974 Rose.....	*163	2005 Dunn.....	160
1913 Beschner.....	141	1944 Three Tied.....	155	1975 Rose.....	*162	2006 Dunn.....	160
1914 Niehoff.....	142	1945 FmCormick.....	152	1976 Rose.....	162	2007 Phillips.....	158
1915 Groh, Griffith.....	*160	1946 Haas.....	140	1977 Rose.....	*162	2008 Votto.....	151
1916 Griffith.....	155	1947 Baumholtz, Miller.....	151	1978 Rose.....	159	2009 Phillips.....	153
1917 Groh.....	*156	1948 Stallcup.....	149	1979 Knight, Driessen.....	150	2010 Phillips.....	155
1918 Groh.....	126	1949 Stallcup.....	141	1980 Knight.....	162	2011 Votto.....	161
1919 Daubert.....	*140	1950 Stallcup.....	136	1981 Foster.....	108	2012 Bruce.....	155
1920 Duncan.....	154	1951 Kluszewski.....	154	1982 Oester.....	151	2013 Votto.....	*162
1921 Bohne.....	153	1952 Adams, McMillan.....	*154	1983 Oester.....	157	2014 Frazier.....	157
1922 Burns, Daubert, Pinelli.....	*156	1953 McMillan.....	155	1984 Parker.....	156	2015 Votto.....	158
1923 Burns.....	*154	1954 McMillan.....	*154	1985 Parker.....	160	2016 Suárez.....	159
1924 Pinelli.....	144	1955 Post, Bell.....	*154	1986 Parker.....	*162	2017 Votto.....	*162
1925 Walker.....	145	1956 Temple.....	154	1987 Parker.....	153	2018 Peraza.....	157
1926 Three Tied.....	155	1957 McMillan.....	151	1988 Larkin.....	151	2019 Suárez.....	159
1927 Walker.....	146	1958 Robinson.....	148	1989 Benzinger.....	161	2020 Castellanos.....	60
1928 Critz.....	153	1959 Pinson.....	154	1990 Larkin.....	158	2021 India.....	150
1929 Ford, Swanson.....	148	1960 Pinson.....	154	1991 Sabo.....	153		
1930 Heilmann.....	142	1961 Pinson.....	154	1992 O'Neill.....	148		

* Led League

Batting Average

1900 Beckley.....	341	1931 Cucinillo, Hendrick.....	315	1962 Robinson.....	342	1993 Sanders.....	274
1901 Crawford.....	330	1932 Herman.....	326	1963 Pinson.....	313	1994 Morris.....	335
1902 Crawford.....	333	1933 Hafey.....	303	1964 Robinson.....	306	1995 Larkin.....	309
1903 Donlin.....	351	1934 Hafey.....	293	1965 Rose.....	312	1996 Morris.....	313
1904 Seymour.....	313	1935 Riggs.....	278	1966 Rose.....	313	1997 DSanders.....	273
1905 Seymour.....	*377	1936 Cuyler.....	326	1967 Rose.....	301	1998 Young.....	310
1906 Huggins.....	292	1937 Goodman.....	273	1968 Rose.....	*335	1999 Casey.....	332
1907 Mitchell.....	292	1938 Lombardi.....	*342	1969 Rose.....	*348	2000 Casey.....	315
1908 Lobert.....	293	1939 FmCormick.....	332	1970 Perez.....	317	2001 Casey.....	310
1909 Mitchell.....	310	1940 FmCormick.....	309	1971 Rose.....	304	2002 Walker.....	299
1910 Baskert.....	300	1941 FmCormick.....	269	1972 Rose.....	307	2003 Casey.....	291
1911 Bates.....	292	1942 FmCormick.....	277	1973 Rose.....	*338	2004 Casey.....	324
1912 Hoblitzel.....	294	1943 FmCormick.....	303	1974 Morgan.....	293	2005 Casey.....	312
1913 Hoblitzel.....	285	1944 FmCormick.....	305	1975 Morgan.....	327	2006 Hatteberg.....	289
1914 Groh.....	288	1945 Libke.....	283	1976 Griffey.....	336	2007 Encarnacion.....	289
1915 TGriffith.....	307	1946 Hatton.....	271	1977 Foster.....	320	2008 Votto.....	297
1916 Chase.....	*339	1947 Galan.....	314	1978 Rose.....	302	2009 Votto.....	322
1917 Roush.....	*341	1948 Wyrostek.....	273	1979 Knight.....	318	2010 Votto.....	324
1918 Roush.....	333	1949 Kluszewski.....	309	1980 Collins.....	303	2011 Votto.....	309
1919 Roush.....	*321	1950 Kluszewski.....	307	1981 Griffey.....	311	2012 Phillips.....	281
1920 Roush.....	339	1951 Wyrostek.....	311	1982 Cedeno.....	289	2013 Votto.....	305
1921 Duncan.....	308	1952 Kluszewski.....	320	1983 Oester.....	264	2014 Frazier.....	273
1922 Harper.....	340	1953 Kluszewski.....	316	1984 Parker.....	285	2015 Votto.....	314
1923 Roush.....	351	1954 Kluszewski.....	326	1985 Parker.....	312	2016 Votto.....	326
1924 Roush.....	348	1955 Kluszewski.....	314	1986 Bell.....	278	2017 Votto.....	320
1925 Roush.....	339	1956 Kluszewski.....	302	1987 Davis.....	293	2018 Gennett.....	310
1926 Hargrave.....	353	1957 Robinson.....	322	1988 Larkin.....	296	2019 Iglesias.....	288
1927 Driessen, Walker.....	292	1958 Temple.....	306	1989 Davis.....	281	2020 Winker.....	255
1928 Allen.....	305	1959 Pinson.....	316	1990 Larkin.....	301	2021 Castellanos.....	309
1929 Walker.....	313	1960 Robinson.....	297	1991 Morris.....	318		
1930 Heilmann.....	333	1961 Pinson.....	343	1992 Roberts.....	323		

* Led League

Runs Scored

1900 Barrett	114	1931 Hendrick	74	1962 Robinson	*134	1993 RSanders	90
1901 Crawford	91	1932 Herman	87	1963 Rose	101	1994 Larkin	78
1902 Crawford	92	1933 Hafey	77	1964 Robinson	103	1995 Larkin	98
1903 Donlin	110	1934 Hafey	75	1965 Harper	*126	1996 Larkin	117
1904 Huggins	96	1935 Goodman	86	1966 Rose	97	1997 Greene	62
1905 Huggins	117	1936 Cuyler	96	1967 Pinson	90	1998 Larkin	93
1906 Huggins	81	1937 Goodman	86	1968 Rose	94	1999 Larkin	108
1907 Huggins, Mitchell	64	1938 Goodman	103	1969 Rose	*120	2000 Griffey Jr.	100
1908 Lobert	71	1939 Werber	*115	1970 Rose	120	2001 Casey	69
1909 Mitchell	83	1940 Werber	105	1971 Rose	86	2002 Dunn	84
1910 Beschner	95	1941 Frey	78	1972 Morgan	*122	2003 Casey	71
1911 Beschner	106	1942 Frey	66	1973 Morgan	116	2004 Dunn	105
1912 Beschner	*120	1943 Tipton	82	1974 Rose	*110	2005 Dunn	107
1913 Beschner	86	1944 FMcCormick	85	1975 Rose	*112	2006 Dunn	99
1914 Groh	59	1945 Clay	81	1976 Rose	*130	2007 Phillips	107
1915 Killefer	75	1946 Haas	57	1977 Foster	*124	2008 Phillips	80
1916 Groh	85	1947 Baumholtz	96	1978 Rose	103	2009 Votto	82
1917 Groh	91	1948 Sauer	78	1979 Concepcion	91	2010 Votto	106
1918 Groh	*86	1949 Hatton	71	1980 Collins	94	2011 Votto	101
1919 Groh, Daubert	79	1950 Kluszewski	76	1981 Griffey	65	2012 Bruce	89
1920 Daubert	97	1951 Ryan	75	1982 Driessen	64	2013 Choo	107
1921 Bohne	98	1952 Adams	85	1983 Redus	90	2014 Frazier	88
1922 Daubert	114	1953 Bell	102	1984 Parker	73	2015 Votto	95
1923 Burns	99	1954 Kluszewski, Bell	104	1985 Parker	88	2016 Votto	101
1924 Critz, Roush	67	1955 Kluszewski, Post	116	1986 Davis	97	2017 Votto	106
1925 Roush	91	1956 Robinson	*122	1987 Davis	120	2018 Gennett	86
1926 Critz	96	1957 Robinson	97	1988 Daniels	95	2019 Suárez	87
1927 Dressen	78	1958 Robinson	90	1989 Benzinger	79	2020 Castellanos	37
1928 Critz	95	1959 Pinson	*131	1990 Sabo	95	2021 India	98
1929 Swanson	100	1960 Pinson	107	1991 Sabo	91		
1930 Heilmann	79	1961 Robinson	117	1992 Roberts	92		

*Led League

Hits

1900 Beckley	190	1931 Cuccinello	181	1962 Robinson	208	1993 Sabo	143
1901 Beckley	178	1932 Herman	188	1963 Pinson	*204	1994 Morris	146
1902 Crawford	185	1933 Hafey	172	1964 Robinson	174	1995 Larkin	158
1903 Seymour	191	1934 Koenig	172	1965 Rose	*209	1996 Morris	165
1904 Seymour	166	1935 Goodman	159	1966 Rose	205	1997 DSanders	127
1905 Seymour	*219	1936 Cuyler	185	1967 Pinson	187	1998 Larkin, Young	166
1906 Huggins	159	1937 Goodman	150	1968 Rose	*210	1999 Casey	197
1907 Mitchell	163	1938 FMcCormick	*209	1969 Rose	218	2000 Young	166
1908 Lobert	167	1939 FMcCormick	*209	1970 Rose	*205	2001 Casey	165
1909 Mitchell	162	1940 FMcCormick	*191	1971 Rose	192	2002 Walker	183
1910 Hoblitzell	170	1941 FMcCormick	162	1972 Rose	*198	2003 Casey	167
1911 Hoblitzell	180	1942 FMcCormick	156	1973 Rose	*230	2004 Casey	185
1912 Hoblitzell	164	1943 Frey	154	1974 Rose	185	2005 Flopez	169
1913 Hoblitzell	143	1944 FMcCormick	177	1975 Rose	210	2006 Phillips	148
1914 Herzog	140	1945 Clay	184	1976 Rose	*215	2007 Phillips	187
1915 Griffith	179	1946 Haas	141	1977 Rose	204	2008 Votto	156
1916 Chase	*184	1947 Baumholtz	182	1978 Rose	198	2009 Phillips	161
1917 Groh	*182	1948 Wrostek	140	1979 Knight	175	2010 Votto	177
1918 Groh	158	1949 Kluszewski	164	1980 Collins	167	2011 Votto	185
1919 Roush	162	1950 Kluszewski	165	1981 Concepcion	129	2012 Phillips	163
1920 Roush	196	1951 Wyrostek	167	1982 Concepcion	164	2013 Votto	177
1921 Bohne	175	1952 Adams	180	1983 Oester	145	2014 Frazier	163
1922 Daubert	205	1953 Bell	183	1984 Parker	173	2015 Phillips	173
1923 Duncan, Roush	185	1954 Kluszewski	187	1985 Parker	198	2016 Votto	181
1924 Roush	168	1955 Kluszewski	*192	1986 Parker	174	2017 Votto	179
1925 Roush	183	1956 Temple	180	1987 Parker	149	2018 Peraza	182
1926 Roush	182	1957 Robinson	197	1988 Larkin	174	2019 Suárez	156
1927 Dressen	160	1958 Temple	166	1989 Benzinger	154	2020 Castellanos	49
1928 Critz	190	1959 Pinson	205	1990 Larkin	185	2021 Castellanos	164
1929 Swanson	172	1960 Pinson	187	1991 Sabo	175		
1930 Heilmann	153	1961 Pinson	*208	1992 Roberts	172		

*Led League

Doubles

1900	Steinfeldt	29	1932	Herman	38	1964	Robinson	38	1996	Larkin, Morris.....	32
1901	Beckley	36	1933	Hafey	34	1965	Rose	35	1997	BBoone	25
1902	Peitz	22	1934	Bottomley	31	1966	Rose	38	1998	Young	48
1903	Steinfeldt	*32	1935	Kampris, Goodman ..	26	1967	Rose	32	1999	Casey	42
1904	Seymour	26	1936	Cuyler	29	1968	Rose	42	2000	Young	37
1905	Seymour	*40	1937	Goodman	25	1969	Rose	33	2001	Casey	40
1906	Delahanty	21	1938	FMcCormick	40	1970	Rose	37	2002	Walker	42
1907	Ganzel	20	1939	FMcCormick	41	1971	Rose	27	2003	LaRue	23
1908	Lobert	17	1940	FMcCormick	*44	1972	Perez	33	2004	Casey	44
1909	Hoblitzell	23	1941	FMcCormick	31	1973	Rose	36	2005	Dunn	35
1910	Hoblitzell	24	1942	Joost	30	1974	Rose	*45	2006	Encarnacion	33
1911	Beschner	32	1943	FMcCormick	28	1975	Rose	*47	2007	Dunn	27
1912	Hoblitzell	32	1944	FMcCormick	37	1976	Rose	*42		Gonzalez, Hatteberg	
1913	Hoblitzell	23	1945	FMcCormick	33	1977	Rose	38	2008	Votto	32
1914	Groh	18	1946	Haas	24	1978	Rose	*51	2009	Votto	38
1915	Groh	32	1947	Miller	*38	1979	Knight	37	2010	Votto	36
1916	Chase	29	1948	Stallcup	30	1980	Knight	39	2011	Votto	*40
1917	Groh	*39	1949	Hatton	38	1981	Concepcion	28	2012	Votto	44
1918	Groh	*28	1950	Kluszewski	37	1982	Cedeno	35	2013	Bruce	43
1919	Roush	19	1951	Kluszewski	35	1983	Householder	24	2014	Hamilton, Mesoraco	25
1920	Groh, Daubert	28	1952	McMillan	32	1984	Parker	28		Phillips, Mesoraco	
1921	Bohne	28	1953	Bell	37	1985	Parker	*42	2015	Frazier	43
1922	Duncan	44	1954	Bell	38	1986	Parker	31	2016	Votto, Phillips	34
1923	Roush	*41	1955	Post	33	1987	Parker, Diaz	28	2017	Duvall	37
1924	Roush	23	1956	Bell	31	1988	Sabo	40	2018	Peraza	31
1925	Pinelli	33	1957	Hoak	*39	1989	Benzing	28	2019	Votto	32
1926	Roush	37	1958	Temple	31	1990	Sabo	38	2020	Castellanos	11
1927	Dressen	36	1959	Pinson	*47	1991	O'Neill	36	2021	Castellanos	38
1928	Kelly	33	1960	Pinson	*37	1992	Roberts	34			
1929	Kelly	45	1961	Pinson	34	1993	Sabo	33			
1930	Heilmann	43	1962	Robinson	*51	1994	Morris	30			
1931	Cuccinello	39	1963	Pinson	37	1995	RSanders	36			

Triples

1900	Crawford	15	1931	Walker	11	1962	Blasingame, Pinson ...	7	1993	Samuel, RSanders	4
1901	Crawford	16	1932	Herman	*19	1963	Pinson	*14	1994	RSanders	8
1902	Crawford	*22	1933	Bottomley	9	1964	Pinson	11	1995	Larkin, RSanders	6
1903	Donlin	18	1934	Bottomley	11	1965	Rose, Cardenas	11	1996	Howard	10
1904	Kelley, Seymour	13	1935	Goodman	*18	1966	Pinson	6	1997	DSanders	7
1905	Seymour	*21	1936	Goodman	*14	1967	Pinson	*13	1998	Larkin	10
1906	Kelley	11	1937	Goodman	12	1968	Perez	7	1999	Cameron	9
1907	Ganzel	*16	1938	Riggs	13	1969	Rose	11	2000	Reese, Young	6
1908	Lobert	18	1939	Goodman	16	1970	Rose	9	2001	Ochoa	4
1909	Mitchell	*17	1940	Frey, Goodman	6	1971	3 players tied	4	2002	Taylor	4
1910	Mitchell	*18	1941	Frey, McCormick	5	1972	Rose	11	2003	ABoone, Casey	3
1911	Mitchell	22	1942	3 players tied	6	1973	Rose	8	2004	Freel	8
1912	Mitchell	13	1943	Frey, Marshall	8	1974	Geronimo	8	2005	FLopez	5
1913	Tinker	13	1944	Miller	5	1975	Griffey	9	2006	Freel	2
1914	Niehoff	9	1945	Libke	5	1976	Geronimo	11	2007	Phillips	6
1915	Griffith	6	1946	Lukon	8	1977	Griffey	8	2008	Phillips	7
1916	Groh, Roush	14	1947	Baumholtz	9	1978	Griffey	8	2009	Phillips	5
1917	Chase	15	1948	Wyrostek	9	1979	4 players tied	4	2010	Stubbs	6
1918	LMagee, SMagee	13	1949	3 players tied	5	1980	Griffey	10	2011	Stubbs, Votto	3
1919	3 players tied	12	1950	Adams	8	1981	Oester	7	2012	Frazier	8
1920	Roush	16	1951	Adams	5	1982	Householder, Milner ..	5	2013	4 players tied	3
1921	Bohne	16	1952	Kluszewski	11	1983	Redus	9	2014	Hamilton	8
1922	Daubert	*22	1953	Greengrass	7	1984	Esasky	5	2015	Bruce	4
1923	Roush	18	1954	Temple	8	1985	Milner	7	2016	Bruce, Duvall	6
1924	Roush	*21	1955	Bell	6	1986	Milner	6	2017	Hamilton	11
1925	Walker, Roush	16	1956	McMillan	7	1987	Stillwell	7	2018	Hamilton	9
1926	Walker	20	1957	McMillan, Robinson ..	5	1988	Larkin	5	2019	Ervin	7
1927	Dressen, Walker	10	1958	Temple, Robinson	6	1989	Roomes	5	2020	Castellanos	2
1928	Walker	12	1959	Pinson	9	1990	Duncan	*11	2021	4 players tied	2
1929	Walker	15	1960	Pinson	12	1991	Duncan, Larkin	4			
1930	Walker	11	1961	Pinson	8	1992	3 players tied	6			

* Led League

Home Runs

1900 Crawford.....	7	1931 Cullop.....	8	1962 Robinson.....	39	1993 Sabo.....	21
1901 Crawford.....	*16	1932 Herman.....	16	1963 Pinson.....	22	1994 Mitchell.....	30
1902 Beckley.....	5	1933 Bottomley.....	13	1964 Robinson.....	29	1995 Gant.....	29
1903 Seymour, Donlin.....	7	1934 Hafey.....	18	1965 Robinson.....	33	1996 Larkin.....	33
1904 Dolan.....	6	1935 Godmn, Lombardi.....	12	1966 Johnson.....	24	1997 Greene.....	26
1905 Odwell.....	*9	1936 Goodman.....	17	1967 Perez.....	26	1998 Boone.....	24
1906 Seymour, Schlei.....	4	1937 Kampouris.....	17	1968 May.....	22	1999 Vaughn.....	45
1907 Mitchell, Kane.....	3	1938 Goodman.....	30	1969 May.....	38	2000 Griffey Jr.....	40
1908 Lobert.....	4	1939 Lombardi.....	20	1970 Bench.....	*45	2001 Griffey Jr.....	22
1909 3 players tied.....	4	1940 FMcCormick.....	19	1971 May.....	39	2002 ABoone, Dunn.....	26
1910 Mitchell.....	5	1941 FMcCormick.....	17	1972 Bench.....	*40	2003 Dunn.....	27
1911 Hoblitzell.....	11	1942 FMcCormick.....	13	1973 Perez.....	27	2004 Dunn.....	46
1912 Mitchell, Bescher.....	4	1943 Tipton.....	9	1974 Bench.....	33	2005 Dunn.....	40
1913 Bates.....	6	1944 FMcCormick.....	20	1975 Bench.....	28	2006 Dunn.....	40
1914 Niehoff.....	4	1945 Miller.....	13	1976 Foster.....	29	2007 Dunn.....	40
1915 TGriffith.....	4	1946 Hatton.....	14	1977 Foster.....	*52	2008 Dunn.....	32
1916 Chase.....	4	1947 Miller.....	19	1978 Foster.....	*40	2009 Votto.....	25
1917 3 players tied.....	4	1948 Sauer.....	35	1979 Foster.....	30	2010 Votto.....	37
1918 Roush.....	5	1949 Cooper.....	16	1980 Foster.....	25	2011 Bruce.....	32
1919 Groh.....	5	1950 Kluszewski.....	25	1981 Foster.....	22	2012 Bruce.....	34
1920 Daubert, Roush.....	4	1951 Ryan.....	16	1982 Driessen.....	17	2013 Bruce.....	30
1921 Roush.....	4	1952 Kluszewski.....	16	1983 Redus.....	17	2014 Frazier.....	29
1922 Daubert.....	12	1953 Kluszewski.....	40	1984 Parker.....	16	2015 Frazier.....	35
1923 Hargrave.....	10	1954 Kluszewski.....	*49	1985 Parker.....	34	2016 Duvall.....	33
1924 4 players tied.....	4	1955 Kluszewski.....	47	1986 Parker.....	31	2017 Votto.....	36
1925 Roush, Smith.....	8	1956 Robinson.....	38	1987 Davis.....	37	2018 Suárez.....	34
1926 Roush.....	7	1957 Crowe.....	31	1988 Davis.....	26	2019 Suárez.....	49
1927 Walker.....	6	1958 Robinson.....	31	1989 Davis.....	34	2020 Suárez.....	15
1928 Picinich.....	7	1959 Robinson.....	36	1990 Sabo.....	25	2021 Votto.....	36
1929 Walker.....	7	1960 Robinson.....	31	1991 O'Neill.....	28	* Led League	
1930 Heilmann.....	19	1961 Robinson.....	37	1992 O'Neill.....	14		

Runs Batted In

1900 Beckley.....	94	1931 Cuccinello.....	93	1962 Robinson.....	136	1993 RSanders.....	83
1901 Crawford.....	104	1932 Herman.....	87	1963 Pinson.....	106	1994 Morris.....	78
1902 Crawford.....	78	1933 Bottomley.....	83	1964 Robinson.....	96	1995 RSanders.....	99
1903 Steinfeldt.....	83	1934 Bottomley.....	78	1965 DJohnson.....	*130	1996 Larkin.....	89
1904 Corcoran.....	74	1935 Goodman.....	72	1966 Cardnas, DJohns.....	81	1997 Greene.....	91
1905 Seymour.....	*121	1936 Cuyler.....	74	1967 Perez.....	102	1998 BBoone.....	95
1906 Schlei.....	54	1937 Kampouris.....	71	1968 Perez.....	92	1999 Vaughn.....	118
1907 Ganzel.....	64	1938 FMcCormick.....	106	1969 Perez.....	122	2000 Griffey Jr.....	118
1908 Lobert.....	63	1939 FMcCormick.....	*128	1970 Bench.....	*148	2001 Casey.....	89
1909 Mitchell.....	86	1940 FMcCormick.....	127	1971 May.....	98	2002 ABoone.....	87
1910 Mitchell.....	88	1941 FMcCormick.....	97	1972 Bench.....	*125	2003 Casey.....	80
1911 Hoblitzell.....	91	1942 FMcCormick.....	89	1973 Bench.....	104	2004 Dunn.....	102
1912 Hoblitzell.....	85	1943 Miller.....	71	1974 Bench.....	*129	2005 Dunn.....	101
1913 Hoblitzell.....	62	1944 FMcCormick.....	102	1975 Bench.....	110	2006 Dunn.....	92
1914 Niehoff.....	49	1945 FMcCormick.....	81	1976 Foster.....	*121	2007 Dunn.....	106
1915 TGriffith.....	85	1946 Hatton.....	69	1977 Foster.....	*149	2008 Votto.....	84
1916 Chase.....	82	1947 Miller.....	87	1978 Foster.....	*120	2009 Phillips.....	98
1917 Chase.....	86	1948 Sauer.....	97	1979 Foster.....	98	2010 Votto.....	113
1918 SMagee.....	*76	1949 Hatton.....	69	1980 Foster.....	93	2011 Votto.....	103
1919 Roush.....	71	1950 Kluszewski.....	71	1981 Foster.....	90	2012 Bruce.....	99
1920 Roush.....	90	1951 Kluszewski.....	77	1982 Cedeno, Driessen.....	57	2013 Bruce.....	109
1921 Roush.....	71	1952 Kluszewski.....	86	1983 Oester.....	58	2014 Frazier, Mesoraco.....	80
1922 Duncan.....	94	1953 Kluszewski.....	108	1984 Parker.....	94	2015 Frazier.....	89
1923 Roush.....	88	1954 Kluszewski.....	*141	1985 Parker.....	*125	2016 Duvall.....	103
1924 Roush.....	72	1955 Kluszewski.....	113	1986 Parker.....	116	2017 Votto.....	100
1925 Roush.....	83	1956 Kluszewski.....	102	1987 Davis.....	100	2018 Suárez.....	104
1926 Pipp.....	99	1957 Crowe.....	92	1988 Davis.....	93	2019 Suárez.....	103
1927 Walker.....	80	1958 Robinson.....	83	1989 Davis.....	101	2020 Suárez.....	38
1928 Walker.....	73	1959 Robinson.....	125	1990 Davis.....	86	2021 Castellanos.....	100
1929 Kelly.....	103	1960 Robinson.....	83	1991 O'Neill.....	91	* Led League	
1930 Heilmann.....	91	1961 Robinson.....	124	1992 Larkin.....	78		

Stolen Bases

1900 Barrett..... 44	1931 Stripp..... 5	1962 Pinson..... 26	1993 RSanders..... 27
1901 Harley..... 37	1932 Herman..... 7	1963 Pinson..... 27	1994 Larkin..... 26
1902 Corcoran..... 20	1933 Morrissey..... 5	1964 Harper..... 24	1995 Larkin..... 51
1903 Donlin..... 26	1934 Piet, Slade..... 6	1965 Harper..... 35	1996 Larkin..... 36
1904 Odwell..... 30	1935 Goodman..... 14	1966 Harper..... 29	1997 DSanders..... 56
1905 Corcoran..... 28	1936 Cuyler..... 16	1967 Pinson..... 16	1998 Larkin..... 26
1906 Huggins..... 41	1937 Goodman, Cuyler..... 10	1968 Pinson..... 27	1999 Cameron, Reese..... 38
1907 Lobert..... 30	1938 Frey..... 4	1969 Tolan..... 26	2000 Reese..... 29
1908 Lobert..... 47	1939 Werber..... 15	1970 Tolan..... *57	2001 Reese..... 25
1909 Bescher..... *54	1940 Frey..... *22	1971 Rose..... 13	2002 ABoone..... 32
1910 Bescher..... *70	1941 Frey..... 16	1972 Morgan..... 58	2003 ABoone..... 15
1911 Bescher..... *81	1942 Walker..... 11	1973 Morgan..... 67	2004 Freel..... 37
1912 Bescher..... *67	1943 Miller, Marshall..... 8	1974 Morgan..... 58	2005 Freel..... 36
1913 Bescher..... 38	1944 Miller..... 9	1975 Morgan..... 67	2006 Freel..... 37
1914 Herzog..... 46	1945 Clay..... 19	1976 Morgan..... 60	2007 Phillips..... 32
1915 Herzog..... 35	1946 Haas..... 22	1977 Morgan..... 49	2008 Phillips..... 23
1916 Chase..... 22	1947 Haas, Adams..... 9	1978 Driessen..... 28	2009 Phillips, Taveras..... 25
1917 Neale..... 25	1948 Baumholtz..... 8	1979 Morgan..... 28	2010 Stubbs..... 30
1918 Roush..... 24	1949 Wyrostek..... 7	1980 Collins..... 79	2011 Stubbs..... 40
1919 Neale..... 28	1950 Adams..... 7	1981 Collins..... 26	2012 Stubbs..... 30
1920 Roush..... 36	1951 Ryan..... 11	1982 Milner..... 18	2013 Choo..... 20
1921 Bohne..... 26	1952 Adams..... 11	1983 Milner..... 41	2014 Hamilton..... 56
1922 Burns..... 30	1953 Bridges, Grngrass..... 6	1984 Redus..... 48	2015 Hamilton..... 57
1923 Bohne..... 16	1954 Temple..... 21	1985 Redus..... 48	2016 Hamilton..... 58
1924 Pinelli..... 23	1955 Temple..... 19	1986 Davis..... 80	2017 Hamilton..... 59
1925 Roush..... 22	1956 Temple..... 14	1987 Davis..... 50	2018 Hamilton..... 34
1926 3 players tied..... 8	1957 Temple..... 19	1988 Sabo..... 46	2019 Puiig, Senzel..... 14
1927 Allen..... 12	1958 Temple..... 15	1989 Davis..... 21	2020 Akiyama..... 7
1928 Walker..... 19	1959 Pinson..... 21	1990 Hatcher, Larkin..... 30	2021 India..... 12
1929 Swanson..... 33	1960 Pinson..... 32	1991 Larkin..... 24	
1930 Stripp..... 15	1961 Pinson..... 23	1992 Roberts..... 44	

* Led League

NATIONAL LEAGUE BATTING LEADERS - SINCE 1900

Batting Average (8)

Cy Seymour..... 1905 (.377)
Hal Chase..... 1916 (.339)
Edd Roush..... 1917 (.341)
Edd Roush..... 1919 (.321)
Ernie Lombardi..... 1938 (.342)
Pete Rose..... 1968 (.335)
Pete Rose..... 1969 (.348)
Pete Rose..... 1973 (.338)

Runs (13)

Bob Bescher..... 1912 (120)
Heinie Groh..... 1918 (86)
Billy Werber..... 1939 (115)
Frank Robinson..... 1956 (122)
Vada Pinson..... 1959 (131)
Frank Robinson..... 1962 (134)
Tommy Harper..... 1965 (126)
Pete Rose..... *1969 (120)
Joe Morgan..... 1972 (122)
Pete Rose..... 1974 (110)
Pete Rose..... 1975 (112)
Pete Rose..... 1976 (130)
George Foster..... 1977 (124)

Hits (15)

Cy Seymour..... 1905 (219)
Hal Chase..... 1916 (184)
Heinie Groh..... 1917 (182)
Frank McCormick..... 1938 (209)
Frank McCormick..... 1939 (209)
Frank McCormick..... *1940 (191)

Ted Kluszewski..... 1955 (192)
Vada Pinson..... 1961 (208)
Vada Pinson..... 1963 (204)
Pete Rose..... 1965 (209)
Pete Rose..... *1968 (210)
Pete Rose..... *1970 (205)
Pete Rose..... 1972 (198)
Pete Rose..... 1973 (230)
Pete Rose..... 1976 (215)

Doubles (17)

Harry Steinfieldt..... *1903 (32)
Cy Seymour..... 1905 (40)
Heinie Groh..... 1917 (39)
Heinie Groh..... 1918 (28)
Edd Roush..... 1923 (41)
Frank McCormick..... 1940 (44)
Eddie Miller..... 1947 (38)
Don Hoak..... 1957 (39)
Vada Pinson..... 1959 (47)
Vada Pinson..... 1960 (37)
Frank Robinson..... 1962 (51)
Pete Rose..... 1974 (45)
Pete Rose..... 1975 (47)
Pete Rose..... 1976 (42)
Pete Rose..... 1978 (51)
Dave Parker..... 1985 (42)
Joey Votto..... 2011 (40)

Triples (13)

Sam Crawford..... *1902 (22)
Cy Seymour..... 1905 (21)
John Ganzel..... *1907 (16)
Mike Mitchell..... 1909 (17)
Mike Mitchell..... 1910 (18)
Jake Daubert..... 1922 (22)
Edd Roush..... 1924 (21)
Babe Herman..... 1932 (19)
Ival Goodman..... 1935 (18)
Ival Goodman..... 1936 (14)
Vada Pinson..... 1963 (14)
Vada Pinson..... 1967 (13)
Mariano Duncan..... 1990 (11)

Home Runs (7)

Sam Crawford..... 1901 (16)
Fred Odwell..... 1905 (9)
Ted Kluszewski..... 1954 (49)
Johnny Bench..... 1970 (45)
Johnny Bench..... 1972 (40)
George Foster..... 1977 (52)
George Foster..... 1978 (40)

Total Bases (6)

Sam Crawford..... 1902 (256)
Cy Seymour..... 1905 (325)
Johnny Bench..... 1974 (315)
George Foster..... 1977 (388)
Dave Parker..... 1985 (350)
Dave Parker..... 1986 (304)

Runs Batted In (12)**

Cy Seymour..... 1905 (21)
Sherry Magee..... 1918 (76)
Frank McCormick..... 1939 (128)
Ted Kluszewski..... 1954 (141)
Deron Johnson..... 1965 (130)
Johnny Bench..... 1970 (148)
Johnny Bench..... 1972 (125)
Johnny Bench..... 1974 (129)
George Foster..... 1976 (121)
George Foster..... 1977 (149)
George Foster..... 1978 (120)
Dave Parker..... 1985 (125)

Stolen Bases (6)

Bob Bescher..... 1909 (54)
Bob Bescher..... 1910 (70)
Bob Bescher..... 1911 (81)
Bob Bescher..... 1912 (67)
Lonny Frey..... 1940 (22)
Bobby Tolan..... 1970 (57)

* Tied for league lead

** RBI became official stat in 1920



CAREER BATTING RECORDS - SINCE 1900

Highest Batting Average.....	.332, Cy Seymour
Highest Slugging Percentage.....	.554, Frank Robinson
Most Runs.....	1,741, Pete Rose
Most Hits.....	3,358, Pete Rose
Most RBI.....	1,376, Johnny Bench
Most Stolen Bases.....	406, Joe Morgan
Most Walks.....	1,294, Joey Votto
Most Strikeouts.....	1,481, Joey Votto
Most Singles.....	2,490, Pete Rose
Most Doubles.....	601, Pete Rose
Most Triples.....	152, Edd Roush
Most Home Runs.....	389, Johnny Bench
Most Home Runs (Left-handed Batter).....	331, Joey Votto
Highest Home Run Percentage, per 100 AB.....	7.2, Adam Dunn
Fewest AB Per Home Run.....	13.8, Adam Dunn
Most Grand Slams.....	11, Johnny Bench
Most Seasons, 20 Or More Home Runs.....	11, Johnny Bench
Most Seasons, 30 Or More Home Runs.....	7, Frank Robinson
Most Extra-Base Hits.....	868, Pete Rose
Most Total Bases.....	4,645, Pete Rose
Most Seasons.....	19 (3x), Pete Rose (1963-78, 1984-86), Dave Concepcion (1970-88), Barry Larkin (1986-2004)
Most Games Played.....	2,722, Pete Rose
Most Consecutive Games Played.....	678, Pete Rose
Most At-Bats.....	10,934, Pete Rose
Most Pinch-Hit At-Bats.....	284, Red Lucas
Most Pinch-Hits.....	80, Red Lucas
Most Pinch-Hit Home Runs.....	13, Jerry Lynch

Reds Batting Top 5 - Since 1900

GAMES	HITS	DOUBLES	EXTRA-BASE HITS
Rose.....2,722	Rose.....3,358	Rose.....601	Rose.....868
Concepcion.....2,488	Larkin.....2,340	Larkin.....441	Bench.....794
Larkin.....2,180	Concepcion.....2,326	Votto.....435	Votto.....787
Bench.....2,158	Bench.....2,048	Concepcion.....389	Larkin.....715
Pérez.....1,948	Votto.....2,027	Bench.....381	FRobinson.....692
AT-BATS	RUNS	TRIPLES	TOTAL BASES
Rose.....10,934	Rose.....1,741	Roush.....152	Rose.....4,645
Concepcion.....8,723	Larkin.....1,329	Rose.....115	Bench.....3,644
Larkin.....7,937	Votto.....1,114	Pinson.....96	Larkin.....3,527
Bench.....7,658	Bench.....1,091	CWalker.....94	Votto.....3,497
Pérez.....6,846	FRobinson.....1,044	MMitchell.....88	Pérez.....3,246
BATTING AVERAGE	RBI	HOME RUNS	STOLEN BASES
Seymour......332	Bench.....1,376	Bench.....389	Morgan.....406
Roush......331	Pérez.....1,192	Votto.....331	Larkin.....379
Beckley......325	Votto.....1,065	FRobinson.....324	Concepcion.....321
Hargrave......314	Rose.....1,036	Pérez.....287	Bescher.....320
Bressler......311	FRobinson.....1,009	Dunn.....270	Hamilton.....277

REDS ALL-TIME GRAND SLAM LEADERS

Johnny Bench.....11	Dave Parker.....5	Devin Mesoraco.....4	Ernie Lombardi.....3
Adam Dunn.....9	Tony Perez.....5	Joe Morgan.....4	Joe Oliver.....3
George Foster.....9	Brandon Phillips.....5	Ed Bailey.....3	Wally Post.....3
Eric Davis.....7	Frank Robinson.....5	Gus Bell.....3	Chris Sabo.....3
Dave Concepcion.....6	Joey Votto.....4	Adam Duvall.....3	Andy Seminick.....3
Vada Pinson.....6	Jay Bruce.....4	Willie Greene.....3	Eugenio Suárez.....3
Nick Esasky.....5	Ray Knight.....4	Ken Griffey Jr.....3	
Scooter Gennett.....5	Jason LaRue.....4	Ted Kluszewski.....3	

SINGLE-SEASON BATTING RECORDS - SINCE 1900

Club Records

Most Players Used	57, 2003
Most Players With 100 Starts	9, 2017 (Votto, Duvall, Suárez, Hamilton, Schebler, Peraza, Cozart, Gennett, Barnhart)
Most At-Bats	5,767, 1968
Most Runs Scored	865, 1999
Fewest Runs Scored	489, 1908
Most Runs Batted In	820, 1999
Most Hits	1,599, 1976
Fewest Hits	1,108, 1908
Highest Batting Average296, 1922
Lowest Batting Average227, 1908
Most .300 Hitters	5 (2x), 1976, 1903
Highest Slugging Percentage451, 1999
Lowest Slugging Percentage294, 1908
Most Singles	1,191, 1922
Most Doubles	335, 2005
Most Triples	120, 1926
Most Home Runs	227, 2019
Most Home Runs, Road	112, 1999
Most Grand Slams	11, 2018
Most Pinch-Hit Home Runs	13, 2006
Most Consecutive Games With One or More Homers	21, 1956 (41 HR)
Most Home Runs, Month	51, September 1999
Most Players With 10 Home Runs	10 (2x), 1999 & 2000
Most Players With 15 Home Runs	7 (3x), 2006, 2007 & 2021
Most Players With 20 Home Runs	6, 2017 (Votto, Duvall, Schebler, Gennett, Suárez, Cozart)
Most Players With 30 Home Runs	3 (5x), 1956 (Robinson, Post, Kluszewski), 1970 (Bench, Perez, May), 2007 (Dunn, Griffey, Phillips), 2017 (Votto, Duvall, Schebler) 2021 (Votto, Castellanos, Suárez)
Fewest Home Runs, Season	14, 1908, 1916
Most Home Runs vs One Opponent	44, 1956 vs Brooklyn
Most Home Runs, Season, Home	129, 2021
Most Players with 60 RBI	7 (4x), 1894, 1956, 1976, 2021
Most Extra-Base Hits	572, 2005
Most Total Bases	2,549 (2x), 1999, 2000
Most Sacrifices (no sacrifice flies)	239, 1926
Most Sacrifice Flies	66, 1993
Most Walks	693, 1974
Most Strikeouts	1,436, 2019
Fewest Strikeouts	303, 1918
Most Players With 100 Strikeouts	6, 2021
Most Hit Batsmen	105, 2021
Fewest Hit Batsmen	11, 1951
Most Grounded Into Double Plays	143, 1982
Fewest Grounded Into Double Plays	85, 1991
Most Men Left On Base	1,328, 1976
Fewest Men Left On Base	997, 1921
Most Stolen Bases	310, 1910
Most Caught Stealing	136, 1922

REDS HIGHEST SINGLE-SEASON HOME RUN TOTALS

2019.....	227	1956.....	**221	2006.....	217	2007.....	204
2021.....	222	2017.....	219	1999.....	209	2000.....	200
2005.....	*222						* 163 games, ** 154 games

Individual Records

Most Games	163 (2x), Leo Cardenas, 1964; Pete Rose, 1974
Most At Bats	680, Pete Rose, 1973
Most At Bats, Pinch hitter	78, Skip Schumaker, 2015
Most Plate Appearances, Pinch hitter	88, Jacob Cruz, 2005
Highest Batting Average.....	.377, Cy Seymour, 1905
Highest Slugging Percentage.....	.681, Kevin Mitchell, 1994
Highest Slugging Percentage (Non-strike Season).....	.642, Ted Kluszewski, 1954
Highest On-base Percentage.....	.474, Joey Votto, 2012
Most Hits.....	230, Pete Rose, 1973
Most Pinch-Hits.....	20, Jacob Cruz, 2005
Longest Hitting Streak.....	44, Pete Rose, 6/14-7/31, 1978
Consecutive Hits.....	10, Woody Williams (over 2 games), 9/5-9/6, 1943; Bip Roberts (over 4 games), 9/19-9/23, 1992
Most Consecutive Games With Extra-Base Hit.....	9 (2x); Sam Crawford, 1900; Pete Rose, 7/31-8/8, 1966
Consecutive Plate Appearances Reaching Base.....	13, Barry Larkin (over 4 games), 5/25-5/27, 1997
Most Runs	134, Frank Robinson, 1962
Consecutive Games Scoring Run	17, Ted Kluszewski, 1954 (24 Runs)
Most RBI.....	149, George Foster, 1977
Most RBI, One Month.....	45, Gus Bell, June 1953
Consecutive Games Driving In Run	10, Joe Morgan, 1976 (17 RBI)
Most Singles.....	181, Pete Rose, 1973
Most Doubles.....	51 (2x), Frank Robinson, 1962; Pete Rose, 1978
Most Triples.....	23, Sam Crawford, 1902
Most Home Runs (Left-handed Batter).....	49, Ted Kluszewski, 1954
Most Home Runs (Right-handed Batter).....	52, George Foster, 1977
Most Home Runs, Switch-Hitter	23, Felipe Lopez, 2005
Consecutive Games Hitting HR.....	7, Joey Votto, 7/24-7/30, 2021
Most Home Runs in Consecutive Games.....	9, Joey Votto, 7 games, 7/24-7/30, 2021
Most Home Runs At Home.....	34, Ted Kluszewski, 1954
Most Home Runs On Road	31, George Foster, 1977
Most Home Runs, One Month.....	14 (3x), Frank Robinson, August 1962; Greg Vaughn, September 1999; Aristides Aquino August, 2019
Most Leadoff Home Runs	8, Kal Daniels, 1987
Most Pinch-Hit Home Runs	5, Jerry Lynch, 1961
Most Home Runs, First Base, Season	49, Ted Kluszewski, 1954
Most Home Runs, Second Base, Season.....	30, Brandon Phillips, 2007
Most Home Runs, Shortstop, Season	33, Barry Larkin, 1996
Most Home Runs, Third Base, Season.....	49, Eugenio Suárez, 2019
Most Home Runs, Catcher, Season.....	38, Johnny Bench, 1970
Most Home Runs, Outfielder, Season.....	52, George Foster, 1977
Most Home Runs By Two Players, Season.....	87, Kluszewski (47), Post (40), 1955
Most Home Runs By Three Players, Season.....	119, Bench (45), Perez (40), May (34), 1970
Most Grand Slams.....	4, Scooter Gennett, 2017
Most Grand Slams, Month.....	3, Eric Davis, May 1987
Most Grand Slams, Consecutive Games	2, Eric Davis, 5/4-5/5, 1996 at San Francisco
Most Extra-Base Hits.....	92, Frank Robinson, 1962
Most Total Bases.....	388, George Foster, 1977
Most Walks.....	143, Joey Votto, 2015
Consecutive Games, Walk	13, Adam Dunn, 5/15-5/28, 2002
Most Hit By Pitch.....	26, Shin-Soo Choo, 2013
Most Strikeouts, LH Batter.....	195, Adam Dunn, 2004
Most Strikeouts, RH Batter.....	205, Drew Stubbs, 2011
Fewest Strikeouts.....	13, Frank McCormick, 1941
Most Sacrifices (including Sacrifice Flies).....	39, Jake Daubert, 1919
Most Sacrifice Bunts	31, Roy McMillan, 1954
Most Sacrifice Flies	13, Johnny Temple, 1959
Most Stolen Bases.....	81, Bob Bescher, 1911
Most Caught Stealing.....	28, Pat Duncan, 1922
Most GDP.....	30, Ernie Lombardi, 1938
Fewest GDP (150 or more games).....	1 (2x), Billy Hamilton (2x), 2014 & 2018

Individual Records, Rookies

Most Games	157, Pete Rose, 1963
Most At Bats	643, Frank Baumholz, 1947
Most Plate Appearances, Pinch Hitter	61, Brady Clark, 2001
Most At Bats, Pinch hitter	51, Patrick Kivlehan, 2017
Highest Batting Average350, Walter Christensen, 1926
Highest Slugging Percentage558, Frank Robinson, 1956
Highest Pinch-Hit Batting Average388, Walter Christensen, 1926
Most Hits	209, Frank McCormick, 1938
Most Runs	122, Frank Robinson, 1956
Most RBI	106, Frank McCormick, 1938
Most Stolen Bases	56, Billy Hamilton, 2014
Most Singles	160, Frank McCormick, 1938
Most Doubles	47, Vada Pinson, 1959
Most Triples	18, Ival Goodman, 1935
Most Home Runs	38, Frank Robinson, 1956
Most Home Runs, One Month	14, Aristides Aquino, August, 2019
Most Extra-Base Hits	76, Vada Pinson, 1959
Most Total Bases	330, Vada Pinson, 1959
Most Walks	94, Bernie Carbo, 1970
Most Strikeouts	141, Jonathan India, 2021
Most Hit By Pitch	23, Jonathan India, 2021

Home Runs by Reds Trios

119	1970	Bench (45), Perez (40), May (34)
114	1955	Kluszewski (47), Post (40), Bell (27)
109	1956	Robinson (38), Post (36), Kluszewski (35)
105	1977	Foster (52), Bench (31), Morgan (22)
101	2021	Votto (36), Castellanos (34), Suárez (31)
101	1969	May (38), Perez (37), Bench (26)
100	2007	Dunn (40), Griffey Jr. (30), Phillips (30)

Reds with 3 Grand Slams in a Season

Frank Robinson	1962
Lee May	1970
Ray Knight	1980
Eric Davis	1987
Chris Sabo	1993
Devin Mesoraco	2014
Scotter Gennett (4, club record)	2017

Home Runs by Reds Duos

87	1955	Kluszewski (47), Post (40)
85	1970	Bench (45), Perez (40)
83	1977	Foster (52), Bench (31)
76	1954	Kluszewski (49), Greengrass (27)
75	2005	Dunn (40), Griffey Jr. (35)
	1969	May (38), Perez (37)
74	1956	Robinson (38), Post (36)
72	2004	Dunn (46), Pena (26)
71	2019	Suárez (49), Puig (22)
70	1953	Kluszewski (40), Post (30)
	1999	Vaughn (45), Casey (25)
	2007	Dunn (40), Griffey Jr. (30)
	2007	Dunn (40), Phillips (30)
	2021	Votto (36), Castellanos (34)

Reds with 30 Home Runs & 30 Steals in a Season

1987	Eric Davis, OF	37 HR, 50 SB
1996	Barry Larkin, SS	33 HR, 36 SB
2007	Brandon Phillips, 2B	30 HR, 32 SB

Reds with 30 Home Runs in a Season

52	George Foster	1977	39	Lee May	1971	34	Nick Castellanos	2021	31	Eugenio Suárez	2021	
49	Eugenio Suárez	2019		Frank Robinson	1962		Jay Bruce	2012		Adam Duvall	2017	
	Ted Kluszewski	1954	38	Lee May	1969		Eric Davis	1989		Dave Parker	1986	
47	Ted Kluszewski	1955		Frank Robinson	1956		Dave Parker	1985		Johnny Bench	1977	
46	Adam Dunn	2004	37	Joey Votto	2010		Lee May	1970		Frank Robinson	1960	
45	Greg Vaughn	1999		Eric Davis	1987		Eugenio Suárez	2018		Frank Robinson	1958	
	Johnny Bench	1970		Tony Perez	1969	33	Adam Duvall	2016		George Crowe	1957	
40	Adam Dunn	2007		Frank Robinson	1961		Barry Larkin	1996		30	Scott Schebler	2017
	Adam Dunn	2006		Joey Votto	2021		Johnny Bench	1974		Brandon Phillips	2007	
	Adam Dunn	2005	36	Joey Votto	2017		Frank Robinson	1965		Ken Griffey Jr.	2007	
	Ken Griffey Jr.	2000		Frank Robinson	1959	32	Jay Bruce	2011		Kevin Mitchell	1994	
	George Foster	1978		Wally Post	1956		Adam Dunn	2008		George Foster	1979	
	Johnny Bench	1972	35	Todd Frazier	2015		Deron Johnson	1965		Gus Bell	1953	
	Tony Perez	1970		Ken Griffey Jr.	2005					Ival Goodman	1938	
	Wally Post	1955		Ted Kluszewski	1956					Jay Bruce	2013	
	Ted Kluszewski	1953		Hank Sauer	1948							

Reds with 200 Hits in a Season

230	Pete Rose	1973
219	Cy Seymour	1905
218	Pete Rose	1969
215	Pete Rose	1976
210	Pete Rose	1968, 1975
209	FMcCormick	1938, 1939
	Pete Rose	1965
208	Vada Pinson	1961

	Frank Robinson	1962
205	Pete Rose	1966, 1970
	Vada Pinson	1959
	Jake Daubert	1922
204	Vada Pinson	1963, 1965
	Pete Rose	1977

Reds with 60 Steals in a Season

81	Bob Bescher	1911
80	Eric Davis	1986
79	Dave Collins	1980
70	Bob Bescher	1910
67	Bob Bescher	1912
67	Joe Morgan	1973, 1975
60	Joe Morgan	1976

Reds with 100 RBI in a Season

149	George Foster	1977
148	Johnny Bench	1970
141	Ted Kluszewski	1954
136	Frank Robinson	1962
130	Deron Johnson	1965
129	Tony Perez	1970
	Johnny Bench	1974
128	Frank McCormick	1939
127	Frank McCormick	1940
125	Frank Robinson	1959
	Johnny Bench	1972
	Dave Parker	1985
124	Frank Robinson	1961
122	Tony Perez	1969
121	Cy Seymour	1905
	George Foster	1976
120	George Foster	1978
118	Greg Vaughn	1999
	Ken Griffey Jr.	2000
116	Dave Parker	1986

115	Gus Bell	1959
113	Ted Kluszewski	1955
	Frank Robinson	1965
	Joey Votto	2010
111	Ted Kluszewski	1950
	Joe Morgan	1976
110	Lee May	1969
	Johnny Bench	1975
109	Wally Post	1955
	Tony Perez	1975
	Johnny Bench	1977
	Jay Bruce	2013
108	Ted Kluszewski	1953
106	Frank McCormick	1938
	Vida Pinson	1963
	Adam Dunn	2007
105	Gus Bell	1953
104	Sam Crawford	1901
	Gus Bell	1955

	Johnny Bench	1973
	Eugenio Suárez	2018
103	George Kelly	1929
	Joey Votto	2011
	Brandon Phillips	2013
	Adam Duval	2016
	Eugenio Suárez	2019
102	Frank McCormick	1944
	Ted Kluszewski	1956
	Tony Perez	1967
	Adam Dunn	2004
101	Gus Bell	1954
	Tony Perez	1973, 1974
	Eric Davis	1989
	Adam Dunn	2005
100	Jim Greengrass	1953
	Vida Pinson	1962
	Eric Davis	1987
	Joey Votto	2017
	Nick Castellanos	2021

Reds with 100 Runs Scored in a Season

134	Frank Robinson	1962
131	Vada Pinson	1959
130	Pete Rose	1976
126	Tommy Harper	1965
124	George Foster	1977
122	Frank Robinson	1956
	Joe Morgan	1972
120	Bob Bescher	1912
	Pete Rose	1969, 1970
	Eric Davis	1987
117	Miller Huggins	1905
	Frank Robinson	1961
	Pete Rose	1965
	Ken Griffey Sr.	1977
	Barry Larkin	1996
116	Wally Post	1955
	Ted Kluszewski	1955
	Joe Morgan	1973
115	Bill Werber	1939
	Pete Rose	1973
114	Jimmy Barrett	1900
	Jack Daubert	1922

113	Joe Morgan	1976, 1977
112	Bob Tolán	1970
	Pete Rose	1975
111	Ken Griffey Sr.	1976
110	Mike Donlin	1903
	Pete Rose	1974
109	Frank Robinson	1965
108	Johnny Bench	1974
	Barry Larkin	1999
107	Vada Pinson	1960, 1962
	Tony Perez	1970
	Pete Rose	1972
	Joe Morgan	1974, 1975
	Adam Dunn	2005
	Brandon Phillips	2007
	Shin-Soo Choo	2013
106	Bob Bescher	1911
	Frank Robinson	1959
	Joey Votto	2010
	Joey Votto	2017
105	Bill Werber	1940
	Adam Dunn	2004

104	George Burns	1922
	Ted Kluszewski	1954
	Gus Bell	1954
	Bobby Tolán	1969
	Greg Vaughn	1999
103	Ival Goodman	1938
	Frank Robinson	1964
	Tony Perez	1969
	Pete Rose	1978
	Sean Casey	1999
102	Lonny Frey	1940
	Gus Bell	1953
	Johnny Temple	1959
101	Vada Pinson	1961
	Pete Rose	1963
	Sean Casey	2004
	Adam Dunn	2007
	Joey Votto	2011
	Joey Votto	2013
	Joey Votto	2016
100	Evar Swanson	1929
	Ken Griffey Jr.	2000
	Brandon Phillips	2010

Reds 20-Game Hitting Streaks

44 Pete Rose.....1978 29 Hal Morris1996 27 Edd Roush1920, '24 Vada Pinson1965 25 Rube Bressler.....1927 Pete Rose.....1967 24 Cy Seymour.....1903	Johnny Bates.....1911 Hughie Critz.....1928 Tommy Harper.....1966 23 Heinie Groh.....1917 Vada Pinson1965 22 Jake Daubert1922 Pete Rose.....1968	Brandon Phillips.....2007 21 Jimmy Barrett1900 Cy Seymour.....1905 Ron Oester1984 Barry Larkin1988 Sean Casey2000	20 Al Libke.....*1945 Tony Perez1968 Pete Rose.....1977 (2x) Kevin Mitchell1993 (19 players, 26 times) * Reds Rookie Record
---	--	--	--

Reds to Hit .300 in a Season

Rk	Player	Avg.	Year	Rk	Player	Avg.	Year	Rk	Player	Avg.	Year
1	C. Seymour	.377	1905		J. Morgan	.320	1976		D. Hoblitzel	.308	1909
2	M. Donlin	.351	1903		G. Foster	.320	1977	105	P. Duncan	.308	1921
	E. Roush	.351	1923		B. Boone	.320	1994		G. Bell	.308	1955
4	E. Roush	.348	1924		J. Votto	.320	2017		J. Beckley	.307	1901
	P. Rose	.348	1969	56	B. Larkin	.319	1995	108	T. Griffith	.307	1915
6	V. Pinson	.343	1961	57	C. Walker	.318	1925		C. Walker	.307	1930
7	C. Seymour	.342	1903		K. Griffey Sr.	.318	1977		T. Kluszewski	.307	1950
	E. Lombardi	.342	1938		R. Knight	.318	1979		J. Temple	.307	1954
	F. Robinson	.342	1962		H. Morris	.318	1991		P. Rose	.307	1972
10	J. Beckley	.341	1900	61	T. Perez	.317	1970		C. Geronimo	.307	1976
	E. Roush	.341	1917		P. Rose	.317	1975		J. Daubert	.306	1921
12	G. Harper	.340	1922	63	J. Barrett	.316	1900	115	B. Pinelli	.306	1924
13	H. Chase	.339	1916		J. Kelly	.316	1903		J. Stripp	.306	1930
	E. Roush	.339	1920		T. Kluszewski	.316	1953		J. Temple	.306	1958
	E. Roush	.339	1925		V. Pinson	.316	1959		F. Robinson	.306	1964
16	P. Rose	.338	1973		P. Rose	.316	1970		G. Foster	.306	1976
17	J. Votto	.337	2012		B. Tolan	.316	1970		D. Concepcion	.306	1981
18	J. Daubert	.336	1922	69	H. Hendrick	.315	1931		R. Sanders	.306	1995
	K. Griffey Sr.	.336	1976		T. Cuccinello	.315	1931		B. Pinelli	.305	1922
20	P. Rose	.335	1968		A. Johnson	.315	1969	123	E. Allen	.305	1928
	H. Morris	.335	1994		S. Casey	.315	2000		F. McCormick	.305	1944
22	S. Crawford	.333	1902	73	A. Galan	.314	1947		V. Pinson	.305	1965
	E. Roush	.333	1918		T. Kluszewski	.314	1955		B. Tolan	.305	1969
	H. Heilmann	.333	1930		T. Perez	.314	1973		K. Griffey, Sr.	.305	1975
25	F. McCormick	.332	1939		J. Votto	.314	2015		J. Votto	.305	2013
	S. Casey	.332	1999	77	C. Seymour	.313	1904		H. Groh	.304	1917
27	S. Crawford	.330	1901		C. Walker	.313	1929	130	J. Daubert	.304	1920
	J. Beckley	.330	1902		L. Scarsella	.313	1936		P. Rose	.304	1971
29	P. Duncan	.328	1922		V. Pinson	.313	1963		B. Larkin	.304	1992
30	J. Beckley	.327	1903		P. Rose	.313	1966		C. Hafey	.303	1933
	P. Duncan	.327	1923		H. Morris	.313	1996	134	F. McCormick	.303	1943
	F. McCormick	.327	1938	83	H. Steinfeldt	.312	1903		D. Collins	.303	1980
	J. Morgan	.327	1975		T. Cuccinello	.312	1930		D. Young	.303	2000
34	B. Herman	.326	1932		P. Rose	.312	1965		T. Kluszewski	.302	1956
	K. Cuyler	.326	1936		A. Johnson	.312	1968	138	P. Rose	.302	1978
	T. Kluszewski	.326	1954		D. Parker	.312	1985		G. Foster	.302	1979
	K. Mitchell	.326	1994		S. Casey	.312	2005		B. Larkin	.302	1991
	J. Votto	.326	2016	89	J. Wyrostek	.311	1951		D. Young	.302	2001
39	S. Barry	.324	1905		F. Robinson	.311	1959		E. Tipton	.301	1944
	S. Casey	.324	2004		J. Temple	.311	1959	143	P. Rose	.301	1967
	J. Votto	.324	2010		P. Rose	.311	1977		D. Concepcion	.301	1978
42	E. Roush	.323	1926		K. Griffey Sr.	.311	1981		B. Larkin	.301	1990
	I. Goodman	.323	1939	94	M. Mitchell	.310	1909		C. Sabo	.301	1991
	F. Robinson	.323	1961		H. Groh	.310	1919		K. Griffey Jr.	.301	2005
	P. Rose	.323	1976		D. Young	.310	1998		D. Paskert	.300	1910
	B. Roberts	.323	1992		S. Casey	.310	2001	149	E. Swanson	.300	1929
47	F. Robinson	.322	1957		S. Gennett	.310	2018		G. Bell	.300	1953
	J. Votto	.322	2009	99	F. McCormick	.309	1940		G. Foster	.300	1975
49	E. Roush	.321	1919		T. Kluszewski	.309	1949		D. Driessen	.300	1977
50	H. Groh	.320	1918		W. Post	.309	1955	154	B. Phillips	.300	2011
	T. Kluszewski	.320	1952		B. Larkin	.309	1998		Min. 3.1 plate apps per team game		
					J. Votto	.309	2011				
					N. Castellanos	.309	2021				

SINGLE-GAME BATTING RECORDS - SINCE 1900
Club Records

Most Runs	26, 6/4/1911 vs Boston
Most Runs in One Inning	14, 8/3/1989 vs Houston (1st inning)
Most Hits	28 (2x), 5/13/1902 vs Philadelphia; 5/19/1999 at Colorado
Most Hits in One Inning	16, 8/3/1989 vs Houston (1st inning)
Most Players With 4 Hits	4, 7/13/19 at Colorado (Ervin 6, Senzel, Puig, Peraza)
Most Doubles	9 (3x), 5/5/1901 at StL; 5/19/1999 at Colorado; 4/16/2016 at St. Louis
Most Triples in One Inning	4, 7/22/1926 vs Boston (2nd inning)
Most Triples	5 (6x), Last: 7/13/19 at Colorado (Senzel 2, Ervin, Peraza, Suárez)
Most Extra-Base Hits	15, 5/19/1999 at Colorado
Most Total Bases	55, 5/19/1999 at Colorado
5 Triples & 3 Home Runs	Major League record, 7/13/19 at Colorado
Most Home Runs	9, 9/4/1999 at Philadelphia (Taubensee 2, Lewis, Reese, Hammonds, ABoone, Vaughn, Young, Johnson)
Most Home Runs in One Inning	4 (3x), Last: 7/4/2010 vs Chicago (7th inning)
Most Home Runs, Inning, Opponent	5 (4x), Last: 4/22/2006 at Milwaukee (4th inning), tied Major League record
Most Home Runs, Inning, In Succession	3 (14x), Last: 5/5/2019 vs San Francisco (Suárez, Winker, Dietrich, 1st)
Most Home Runs, Inning, In Succession, By Opponent	4, 6/8/1961 by Milwaukee (7th inning)
Most Home Runs, Pinch-Hitters, Inning	2, 6/22/1995 vs Atlanta (Taubensee, Anthony)
Most Players With At Least 1 Home Run, Game	8, 9/4/1999 at Philadelphia (Taubensee 2, Lewis, Reese, Hammonds, ABoone, Vaughn, Young, Johnson)
Most Grand Slams	2 (4x), Last: 4/21/2015 at Milwaukee (Bruce, Frazier)
Most Grand Slams, Opponent	2, 9/23/1901 vs Brooklyn (Kelly, Sheckard)
Most Strikeouts, Reds Batters (9 innings)	18 (2x), 7/14/1968 (Game 2) vs Houston; 8/26/1998 vs Chicago
Most Strikeouts, Reds Batters (extra innings)	22, 8/8/1972 vs Los Angeles (19 innings)
Most Strikeouts, Consecutive Plate Appearances, Reds Batters	9, 8/2/2020 at Det (Tyler Alexander)
Most Walks by Reds Batters	16, 10/1/1978 vs Atlanta (14 innings)
Most Walks in One Inning	9, 4/24/1957 vs Chicago (5th inning)
Most Times Hit by a Pitch, Inning	4 (Tied ML record), 5/6/2019 vs SF, 6th inning (Suárez, Peraza, VanMeter, Votto)
Most Times Hit by a Pitch, Game	5 (Tied NL record), 5/6/2019 vs SF (Peraza 2, Suárez, VanMeter, Votto)
Most Stolen Bases	10, 5/29/1913 at St. Louis

The Reds' Biggest Inning Ever

Jim Clancy pitching for the Astros. Mariano Duncan led off with a walk, then stole second with Luis Quinones batting. Quinones singled to the mound, Duncan moved to third base. Eric Davis singled to center scoring Duncan, advancing Quinones to second base (1-0). Ken Griffey hit a 3-run homer to right-center (4-0). Rolando Roomes singled to short. Todd Benzinger singled to right, advancing Roomes to third base. Jeff Reed singled to right, scoring Roomes and advancing Benzinger to second base (5-0).

New Pitcher: Bob Forsch. Ron Oester doubled to right, scoring Benzinger and advancing Reed to third base (6-0). Tom Browning grounded out to first, runners held. With Duncan batting, wild pitch scored Reed, Oester to third base (7-0). Duncan doubled to right, scoring Oester (8-0). Quinones singled to left, advancing Duncan to third base. Davis singled to center, scoring Duncan and advancing Quinones to second base (9-0). Griffey singled to center, scoring Quinones, and advancing Davis to third base (10-0). Roomes singled to third, loading the bases. Benzinger cleared the bases with a double (13-0). Reed singled to center, advancing Benzinger to third base.

Oester singled to right, scoring Benzinger, and advancing Reed to second base (14-0). Browning singled to left, loading the bases. Duncan flied to left. Quinones flied to right. (14 Runs, 16 Hits, 0 Errors, 3 LOB).

MLB Records Set: Most hits in an inning since 1900 (16); most singles in an inning (12) and most players with 2 or more hits in an inning (7).

MLB Records Tied: Most players with 3 or more hits in a game since 1900 (7).

AUGUST 13, 1989

Hou	0	1	0	1	0	0	0	0	0	0	-	2
Cin	14	0	0	0	0	0	3	1	x	-	18	

REDS BATTING TOTALS

Batter	AB	R	H	HR	RBI	SB
Duncan, ss	4	2	1	0	1	1
Richardson, ss	1	0	0	0	0	0
Quinones, 3b	6	3	3	0	0	0
Davis, cf	4	2	3	0	2	0
Winningham, cf	2	0	0	0	0	0
Griffey, lf	5	2	3	1	4	0
Collins, lf	1	0	0	0	0	0
Roomes, rf	6	3	4	1	1	0
Benzinger, 1b	6	3	4	0	3	0
Reed, c	5	2	4	1	3	0
Oliver, c	0	0	0	0	0	0
Oester, 2b	5	1	3	0	2	0
Browning, p	5	0	1	0	0	0
Totals	50	18	26	3	16	1

3 Consecutive Reds Home Runs in a Game

Hatton, West, Mueller.....	8/11/46/g1 vs St. Louis	Tucker, Griffey Jr., Young.....	5/13/00 at Houston
Bell, Kluszewski, Greengrass.....	8/15/54 vs St. Louis	Lopez, Dunn, Kearns.....	10/2/05 at St. Louis
Bell, Kluszewski, Robinson.....	5/31/56 at St. Louis	Encarnacion, Dunn, Aurilia.....	8/13/06 at Philadelphia
Griffey, Foster, Driessen.....	5/27/80 vs Los Angeles	Heisey, Votto, Bruce.....	9/10/11 at Colorado
Sabo, Larkin, Davis.....	6/16/90 vs Houston	Leake, Cozart, Stubbs.....	5/21/12 vs Atlanta
Duncan, Morris, O'Neill.....	9/14/91 vs Houston	Kemp, Suárez, Schebler.....	4/9/19 vs Miami
Larkin, Greene, RSanders.....	4/9/97 at Colorado	Suárez, Winker, Dietrich.....	5/5/19 vs SF (off Jeff Samardzija)

Most Strikeouts by Reds Batters in a Game

22*	8/8/1972 vs Los Angeles, won 2-1 (19 inn.), John (13), Brewer (6), Perranoski (2) & Richert (1)
21*	5/8/2001 at Arizona, lost 4-3 (11 inn.), Johnson (20) & Brohawn (1)
20*	8/30/2009 vs Los Angeles, lost 3-2 (12 inn.), Kershaw (11), Troncoso (2), Kuo (2), McDonald (2), Broxton (3)
19*	9/30/2004 at Chicago, won 2-1 (12 inn.), Prior (16), Dempster (1), Remlinger (1) & Farnsworth (1)
18	7/14/1968 vs Houston (G2), lost 6-1, Wilson (18)
18*	9/21/1979 at Houston, lost 3-2 (13 inn.), Richard (15) & Sambito (3)
18*	7/28/1989 at Atlanta, won 4-2 (17 inn.), PSmith (7), Acker (2), Eichhorn (5), Assenmacher (2) & Valdez (2)
18	8/26/1998 vs Chicago, lost 9-2, Wood (16) & Beck (2)
18*	5/28/2001 vs Chicago, lost 9-6 (13 inn.), Tavarez (4), Farnsworth (4), Gordon (3) & Duncan (7)
18*	7/28/2014 vs Arizona, lost 2-1 (15 inn.), Anderson (8), Ziegler (3), Marshall (3), Delgado (1), Perez (1), Reed (2)

* Extra Innings

MOST HOME RUNS HIT BY REDS IN A GAME

No. Players	Date
*9	A. Boone, Young, Hammonds, Taubensee (2), Vaughn, Reese, Johnson, M. Lewis..... 9/4/99 at Phi
8	Thurman (3), Kluszewski (2), Robinson (2), Post..... 8/18/56 vs Mil
7	Accomplished 8 times, most recently Cairo (2), Hanigan (2), Votto, Frazier, Bruce..... 8/13/11 vs SD

* National League Record

Individual Records

Hits.....	6 (4x), Tony Cuccinello, 8/13/1931 at Boston (G1); Ernie Lombardi, 5/9/1937 at Philadelphia; Walker Cooper, 7/6/1949 vs Chicago; Phillip Ervin, 7/13/2019 at Colorado
Doubles.....	4 (many times), Last: Billy Hatcher, 8/21/1990 vs Chicago
Triples.....	3 (7x), Last: Herm Winningham, 8/15/1990 at St. Louis
Home Runs.....	4, Scooter Gennett, 6/6/2017 vs St. Louis
Hitting For Cycle.....	1 (5x), Last: Eric Davis, 6/2/1989 vs San Diego
Most Grand Slams.....	1 (many times)
Most Total Bases.....	17, Scooter Gennett, 6/6/2017 vs St. Louis
RBI.....	10 (2x), Walker Cooper, 7/6/1949 vs Chicago & Scooter Gennett, 6/6/2017 vs St. Louis
Runs.....	5 (many times), Last: Sean Casey & Jeffrey Hammonds, 5/19/1999 at Colorado
Walks.....	5 (4x), Hughie Critz, 5/28/1926 at StL; Johnny Bench, 7/22/1979 at Chi; Joey Votto (2x), 9/23/2013 vs NYM & 8/27/2017 vs Pit
Strikeouts.....	5 (8x), Last: Eugenio Suárez, 8/15/2018 vs Cleveland
Stolen Bases.....	5 (2x), Ryan Freel, 7/27/2005 at Los Angeles Dodgers & Billy Hamilton, 6/14/2015 at Chicago Cubs
Hits in One Inning.....	2 (many times), Last: Joey Votto, 8/16/21vs Chicago Cubs (7th inning)
Doubles in One Inning.....	2 (many times), Last: Jay Bruce 5/11/2013 vs Milwaukee (3rd inning)
Triples in One Inning.....	2, Curt Walker, 1926 (na)
Home Runs in One Inning.....	2 (2x), Ray Knight, 5/13/1980 vs New York (5th inning); Aaron Boone, 8/9/2002 vs San Diego (1st inning)
Consecutive Innings, RBI.....	7 (2x), Joe Morgan, 8/19/1974 vs Philadelphia (2nd, 3rd innings); Joe Oliver, 8/29/1996 at Colorado (5th, 6th innings)

Reds with 3 Home Runs in a Game

Jake Beckley	at StL	9/26/1897
Alex Kampouris	at Phi	5/9/1937
Walker Cooper	vs StL	7/6/1949
Gus Bell	at Phi	7/21/1955
Smoky Burgess	vs Pit	7/29/1955
Gus Bell	at Chi	5/29/1956
Ed Bailey	at Brkln	6/24/1956
Ted Kluszewski	at StL	7/1/1956
Bob Thurman	vs Mil	8/18/1956
Frank Robinson	vs StL	8/22/1959
Art Shamsky	vs Pit	8/12/1966
Johnny Bench	vs StL	7/26/1970
Johnny Bench	at Phi	5/9/1973
George Foster	vs Atl	7/14/1977
Pete Rose	at NYM	4/29/1978
Johnny Bench	at SD	5/29/1980
Eric Davis	at SF	9/10/1986
Eric Davis	at Phi	5/3/1987
Barry Larkin	vs Hou	6/28/1991
Reggie Sanders	vs Col	8/15/1995
Willie Greene	vs Chi	9/24/1996
Bret Boone	at Chi	9/20/1998

Jeffrey Hammonds	at Col	5/19/1999
Greg Vaughn	at Chi	9/7/1999
Russell Bryanan	at SD	8/4/2002
Aaron Boone	vs SD	8/9/2002
Aaron Boone	vs StL	5/8/2003
Joey Votto (R)	vs Chi	5/7/2008
Jonny Gomes	vs Wsh	8/13/2009
Drew Stubbs	at Chi	7/4/2010
Jay Bruce	vs Chi	8/27/2010
Chris Heisey	vs NYY	6/22/2011/g2
Joey Votto	vs Wsh	5/13/2012
Joey Votto	vs Phi	6/9/2015
Scooter Gennett (4*)	vs StL	6/6/2017
Derek Dietrich	vs Pit	5/28/2019
Aristides Aquino (R)	vs Chi	8/10/2019
Eugenio Suárez	at Pit	9/5/2020
Jesse Winker ^	vs Mil	5/21/2021
Jesse Winker ^	at StL	6/6/2021

* Club record (18 Major League players have hit 4 HR in a game)
 31 Reds players hit 3 homers in a game, accomplished 40 times
 (R) Votto & Aquino are the only Reds rookies with 3 HR in a game
 ^ Winker is only Reds player with two 3-homer games in a season

Reds with 3 Triples in a Game

Long John Reilly	6/14, 1890
Bid McPhee	6/28, 1890
Long John Reilly	10/3, 1891
Jake Beckley	5/19, 1898
Mike Donlin	9/22, 1903
Miller Huggins	10/8, 1904
Herm Winningham	8/15, 1990

Reds with 4 Stolen Bases in a Game

Dick Hoblitzell	1911	9/27 (Boston)
Joe Morgan	1975	9/14 (at San Francisco)
Ken Griffey Sr.	1976	5/30 (Los Angeles)
Gary Redus	1984	4/28 (San Francisco)
Gary Redus	1984	6/3 (Atlanta)
Eddie Milner	1985	9/26 (Atlanta)
Eric Davis	1986	7/24 (Montreal)
Deion Sanders	1997	4/14 (Atlanta)
Felipe Lopez	2006	5/10 (Washington)
Ryan Freel (5sb)	2005	7/27 (at Los Angeles)
Billy Hamilton	2013	9/18 (at Houston)
Billy Hamilton (5sb)	2015	6/14 (at Chicago)
Billy Hamilton	2015	6/29 (Minnesota)
Billy Hamilton	2016	8/7 (at Pittsburgh)

Reds Stealing 2nd, 3rd and Home in One Inning

Hans Lobert	9/27/08
Dode Paskert	5/23/10
Greasy Neale	8/15/19

Reds Hitting for the Cycle

Player	Date	Opponent
Mike Mitchell	8/19/11 (G2)	New York
Heinie Groh	7/5/15 (G2)	Chicago
Harry Craft	6/8/40	Brooklyn
Frank Robinson	5/2/59	Los Angeles
Eric Davis	6/2/89	San Diego

Mil's **Christian Yelich** hit the last 2 cycles vs the Reds, both in 2018, on 8/29/18 at Great American Ball Park & 9/17/18 at Miller Park

Reds Hitting HR in 1st Career Plate Appearance

Clyde Vollmer	5/31/42/g2 vs Pittsburgh (first pitch)
Ted Tappe	9/14/50/g1 at Brooklyn (pinch-hit)
Tyler Stephenson	7/27/2020 vs Chicago Cubs

Reds Switch-Hit HR in a Game, Both Sides of the Plate

Pete Rose	8/30/66 vs St. Louis (off Jackson, Dennis)
Pete Rose	8/2/67 vs Atlanta (off Lemaster, Upshaw)
Javier Valentin	7/17/05 vs Colorado (off Wright, Fuentes)

Reds Pitchers with Grand Slams

Ice Box Chamberlain	4/30/1892 vs Wsh (ISP)
Al Hollingsworth	5/28/36 at Chicago
Bob Purkey	8/1/59 vs Chicago
Anthony DeSclafani	6/23/18 vs Chicago
Michael Lorenzen	6/30/18 vs Mil (as a pinch-hitter)

Reds Pitchers with 2 Home Runs in a Game

Frank Foreman	7/4/1895 at Chicago
Bucky Walters	5/20/45 at Boston

Reds Batters With 5 Strikeouts In A Game

Deron Johnson	8/29/1964 vs Hou (11 inn.)
Deron Johnson	9/30/1964 vs Pit (16 inn.)
Pete Rose	8/15/1970 vs Phi (14 inn.)
George Foster	8/8/1972 vs LAD (19 inn.)
Eric Davis	4/25/1987 at Hou (10 Inn.)
Adam Dunn	8/20/2002 at Ari (9 inn.)
Jay Bruce	8/28/2014 vs Cubs (9 inn.)
Eugenio Suárez	8/15/2018 vs Cle (9 inn.)

On June 2, 1989 vs the Padres at Riverfront Stadium, **Eric Davis** became the fifth and most recent player in Reds history to hit for the cycle. The center fielder doubled in the first inning, singled in the third, homered in the fourth and completed the feat with a run-scoring triple to right-center field in the seventh.

HOME RUNS AT GREAT AMERICAN BALL PARK (2003 - 2021)

In the 19 seasons since it opened in 2003, **817 players** hit at least 1 home run at **GABP**, including **1,911 HR** by **142 Reds batters** and **2,052 HR** by **719 opponents**.

Lists Courtesy Elias Sports Bureau

All-Time Home Runs (3,963)

Joey Votto	182
Jay Bruce	137
Adam Dunn	126
Brandon Phillips	113
Eugenio Suárez	98
Ken Griffey Jr.	68
Todd Frazier	63
Edwin Encarnacion ..	44
Zack Cozart	39
Adam Duvall	39
Jesse Winker	37
Drew Stubbs	35
Nicholas Castellanos ..	34
Tucker Barnhart	33
Scooter Gennett	31
Ryan Ludwick	31
Devin Mesoraco	30
Jonny Gomes	29
Austin Kearns	29
Scott Rolen	29
David Ross	29

By 142 Reds Home Runs (1,911)

Joey Votto	182
Jay Bruce	135
Adam Dunn	124
Brandon Phillips	113
Eugenio Suárez	98
Ken Griffey Jr.	68
Todd Frazier	63
Zack Cozart	39
Adam Duvall	39
Edwin Encarnacion ..	38
Jesse Winker	37
Drew Stubbs	35
Tucker Barnhart	33
Nicholas Castellanos ..	30
Devin Mesoraco	30
Jonny Gomes	29
Austin Kearns	28
Chris Heisey	27
Scooter Gennett	26
Jason LaRue	26
David Ross	26
Scott Schebler	26

By 719 Opponents Home Runs (2,052)

Ryan Braun	28
Lance Berkman	23
Anthony Rizzo	22
Andrew McCutchen	21
Albert Pujols	20
Aramis Ramirez	18
Yadier Molina	16
Jason Bay	15

HOME RUNS BY PARK, 2021

Camden Yards	277
Great American Ball Park	250
Wrigley Field	242
Target Field	233
Dodger Stadium	231
Yankee Stadium	219
Nationals Park	216
Progressive Field	213
Truist Park	212
Angel Stadium	209
Guaranteed Rate Field	208
Minute Maid Park	204
Coors Field	202
Citizens Bank Park	199
Fenway Park	198
Globe Life Field	194
T-Mobile Park	193
American Family Field	185
Petco Park	183
RingCentral Coliseum	178
Oracle Park	171
Tropicana Field	171
Chase Field	170
Citi Field	170
Kauffman Stadium	160
Comerica Park	154
Busch Stadium	150
loanDepot Park	150
PNC Park	147
Rogers Centre	97
Sahlen Field	78
TD Ballpark, Dunedin	71
"Field of Dreams" (Iowa)	8
BB&T Ballpark	1

HOME RUNS BY PARK, 2003-2021

Great American Ball Park	3,963
Camden Yards	3,912
Guaranteed Rate Field	3,776
Coors Field	3,689
American Family Field	3,591
Rogers Centre	3,491
Citizens Bank Park	3,454
Globe Life Park in Arlington	3,452
Minute Maid Park	3,371
Wrigley Field	3,306
Chase Field	3,300

HOMERLESS GAMES

There have been only **127 homerless games** in the **19-year, 1,485-game** history of **Great American Ball Park**, including a single-season record **14** in **2014**...only twice were there streaks of 3 straight games without a home run by either team: **7/25-7/27, 2014 vs Wsh** and **9/5 vs Det & 9/17-9/18 vs LAD, 2021**.

Home Runs by Year

Year	By Reds	By Opp	Total
2003	97	118	215
2004	92	128	220
2005	126	120	246
2006	124	117	241
2007	117	114	231
2008	103	111	214
2009	94	93	187
2010	102	82	184
2011	105	104	209
2012	103	96	199
2013	82	102	184
2014	77	88	165
2015	88	95	183
2016	88	140	228
2017	117	127	244
2018	98	135	233
2019	114	111	225
2020*	55	50	105
2021	129	121	250
Totals	1,911	2,052	3,963

* 60-game season due to COVID-19 pandemic

500-Foot Home Runs At GABP

ADunn	535	8/10/04 (Lima)
JFrancisco	502	9/12/11 (RLopez)

Home Run Distances At GABP

Top left power stack	423 feet
Middle of words Cincinnati Bell	435 feet
Bottom of LF main scoreboard	435 feet
Center of RF scoreboard	434 feet
Front tire of Toyota truck	500 feet

GABP Single-Game Homer Highs

10, 5/2/21 vs Chc	Chc 5, Cin 5
10, 4/15/14 vs Pit	Pit 6, Cin 4
9, 8/29/18 vs Mil	Mil 5, Cin 4
9, 7/26/18 vs Phi	Phi 7, Cin 2
9, 5/27/12 vs Col	Col 5, Cin 4

GABP Single-Game Team HR Records

Reds	7 (3x)
	8/13/11 vs SD
	(Cairo 2, Hanigan 2, Votto, Frazier, Bruce)
	5/7/08 vs Chc, 9/19/08 vs Mil
Opponent	7 (3x)
	6/1/21 vs Phi
	(Herrera 2, McCutchen 2, Torreyes, Hoskins, Joyce)
	7/26/18 vs Phi, 8/22/16 vs LAD

Homers At GABP By AL Pitchers (3)

Chi's Jon Garland	6/18/06 (Yan)
Cle's CC Sabathia	5/21/05 (Ramirez)
Tex' Yu Darvish	8/24/16 (Adleman)

Grand Slams At GABP By Pitchers (3)

M. Lorenzen (PH)	6/30/18 (Barnes, Mil)
A. DeSclafani	6/23/18 (Duensing, Chc)
Chris Carpenter	10/1/09 (Kip Wells)

Inside-The-Park HR At GABP (4)

Eric Young, Mil	5/1/03 (JAustin)
Chase Utley, Phi	9/25/05 (Keisler)
Drew Stubbs	6/17/11 vs Tor (Reyes)
Chris Heisey	8/3/12 vs Pit (Rodriguez)

YEAR-BY-YEAR TEAM PITCHING STATISTICS - SINCE 1900

Year	ERA	R	ER	CG	SHO	SV	BB	SO	Year	ERA	R	ER	CG	SHO	SV	BB	SO
1900	3.83	745	542	118	9	1	404	399	1964	3.07	#566	500	54	14	35	436	#1122
1901	4.17	818	586	126	4	0	365	542	1965	3.88	704	628	43	9	34	587	#1113
1902	2.67	566	368	130	9	1	352	430	1966	4.08	702	651	28	10	35	490	1043
1903	3.07	656	420	#126	11	1	378	480	1967	3.05	563	497	34	#18	39	498	#1065
1904	2.34	547	362	142	12	2	343	502	1968	^3.56	673	590	24	16	#38	573	963
1905	3.01	698	457	119	10	2	439	547	1969	4.11	768	669	23	11	#44	611	818
1906	2.69	582	409	126	12	5	470	567	1970	3.69	681	592	32	15	#60	592	843
1907	2.41	519	362	118	10	2	444	481	1971	3.35	581	537	27	11	38	501	750
1908	2.37	544	365	110	17	8	415	433	1972	3.21	557	504	25	15	#60	435	806
1909	2.52	599	345	91	10	8	510	477	1973	3.40	621	556	39	#17	43	518	801
1910	3.08	684	475	86	16	11	528	497	1974	3.41	631	556	34	11	#27	536	875
1911	3.26	706	516	77	4	12	476	557	1975	3.37	586	546	22	8	#50	487	663
1912	3.42	722	524	86	13	10	452	561	1976	3.51	633	574	33	12	#45	491	790
1913	3.46	717	531	71	10	10	456	522	1977	4.21	725	672	33	12	32	544	868
1914	2.94	651	453	74	15	#15	489	607	1978	3.81	688	613	16	10	46	567	908
1915	2.84	585	452	80	19	12	497	572	1979	3.58	644	573	27	10	40	485	773
1916	3.10	617	485	86	7	6	461	569	1980	3.85	670	624	30	12	37	506	833
1917	2.70	611	419	94	12	6	402	488	1981	3.73	440	400	25	14	20	393	593
1918	3.00	496	381	84	14	6	381	321	1982	3.66	661	594	22	7	31	570	998
1919	2.23	#401	316	89	#23	9	298	407	1983	3.98	710	637	34	5	29	627	934
1920	2.90	569	448	90	12	9	393	435	1984	4.16	747	675	25	6	25	578	946
1921	3.46	649	524	83	7	9	305	408	1985	3.71	666	598	24	11	45	535	910
1922	3.53	677	543	#88	8	3	#326	357	1986	3.91	732	638	14	8	45	524	924
1923	#3.21	#629	496	88	11	9	#359	450	1987	4.24	752	684	7	6	44	485	919
1924	#3.12	#579	478	77	14	9	#293	451	1988	3.35	596	542	24	13	43	504	934
1925	#3.38	#643	517	#92	#11	12	#324	437	1989	3.73	691	607	16	9	37	559	981
1926	3.42	651	535	88	#14	8	#324	424	1990	3.39	#597	548	14	12	#50	543	1029
1927	3.54	653	538	87	12	12	#316	407	1991	3.83	691	613	7	11	43	560	997
1928	3.94	686	600	68	11	11	410	355	1992	3.46	609	557	9	11	#55	470	#1060
1929	4.41	760	671	75	5	8	413	347	1993	4.51	785	719	11	8	37	508	996
1930	5.08	857	754	61	6	11	#394	361	1994	3.78	#609	436	6	6	27	339	799
1931	4.22	742	631	70	7	6	399	317	1995	4.03	623	578	8	10	38	424	903
1932	3.79	715	587	#83	6	6	#276	359	1996	4.32	773	692	6	8	#52	591	1089
1933	3.42	643	514	74	13	8	#257	310	1997	4.41	764	710	5	8	#49	558	1159
1934	4.37	801	654	51	3	19	389	438	1998	4.44	760	711	6	8	42	573	1098
1935	4.30	772	648	59	9	13	438	500	1999	3.98	711	647	6	#11	#55	636	1081
1936	4.22	760	641	50	6	23	418	459	2000	4.33	765	700	8	7	42	659	1015
1937	3.94	707	595	64	10	#18	533	581	2001	4.77	850	765	2	2	35	515	943
1938	3.62	634	548	72	11	16	463	542	2002	4.27	774	690	2	8	42	550	980
1939	#3.27	#595	510	#86	13	9	499	#637	2003	5.09	886	818	4	5	38	590	932
1940	#3.05	#528	477	#91	10	11	445	557	2004	5.21	907	836	5	2	47	572	992
1941	3.17	#564	488	#89	#19	10	510	627	2005	^5.15	#889	#820	^2	^1	^31	492	955
1942	2.82	545	442	#80	12	8	526	616	2006	4.51	801	725	#9	10	36	^464	1053
1943	3.13	543	488	78	18	17	579	498	2007	4.94	853	#796	6	7	34	482	1068
1944	2.97	537	461	#93	17	12	#390	369	2008	4.55	800	729	2	6	34	557	1227
1945	4.00	694	607	77	11	6	534	372	2009	4.18	723	677	6	12	41	577	1069
1946	3.08	570	484	69	17	11	#467	506	2010	4.01	685	648	4	9	43	524	1130
1947	4.41	755	669	54	13	13	589	633	2011	4.16	720	678	4	5	39	539	1112
1948	4.47	752	667	40	8	20	572	599	2012	3.34	^588	540	#9	12	#56	427	1248
1949	4.34	770	676	55	10	6	640	538	2013	3.38	589	554	5	2	43	435	#1296
1950	4.32	734	652	67	7	13	582	686	2014	3.59	612	576	5	3	44	507	1290
1951	3.70	667	572	55	14	#23	490	584	2015	4.33	754	700	2	8	35	544	1252
1952	4.01	659	607	56	11	12	517	579	2016	4.91	854	786	2	8	28	#636	1241
1953	4.64	788	704	47	7	15	488	506	2017	^5.17	#869	#821	2	8	33	#631	1300
1954	4.50	763	684	34	8	27	547	537	2018	4.63	#819	741	1	6	38	532	1258
1955	3.95	684	598	38	#12	22	#443	576	2019	4.18	711	668	^0	10	46	536	#1552
1956	3.85	658	594	47	4	29	458	653	2020*	3.84	243	215	#3	5	9	213	#615
1957	4.62	781	716	40	5	#29	429	707	2021	4.40	760	702	1	8	41	@617	1524
1958	3.73	621	574	50	7	20	#419	705	# Led National League, @ Led Major Leagues ^ Last in NL, ^^ Fewest in Majors & club record * 60-game season in 2020 due to COVID-19 pandemic								
1959	4.31	738	650	44	7	#26	456	690									
1960	4.00	692	618	33	8	#35	442	740									
1961	3.78	#653	575	46	#12	#40	500	829									
1962	3.75	685	609	51	13	35	567	964									
1963	3.29	594	526	55	22	#36	425	1048									

YEARLY INDIVIDUAL PITCHING LEADERS

Games

1900	Scott.....	42	1931	Johnson.....	42	1962	Brosnan.....	48	1993	Reardon.....	58
1901	Hahn.....	42	1932	Johnson.....	42	1963	Worthington.....	50	1994	McElroy.....	52
1902	Hahn.....	36	1933	Frey.....	37	1964	Ellis.....	52	1995	Carrasco.....	64
1903	Hahn.....	34	1934	Derringer.....	47	1965	McCool.....	62	1996	Shaw.....	78
1904	Hahn,Harper.....	35	1935	Derringer.....	45	1966	Nottebart.....	59	1997	Belinda.....	84
1905	Overall.....	42	1936	Derringer.....	*51	1967	Abernathy.....	*70	1998	White.....	69
1906	Weimer.....	41	1937	Grissom.....	50	1968	Abernathy.....	*78	1999	Sullivan.....	79
1907	Ewing.....	41	1938	Derringer.....	41	1969	Granger.....	*90	2000	Sullivan.....	79
1908	Ewing.....	37	1939	Moore,Thompson.....	42	1970	Granger.....	67	2001	Sullivan.....	79
1909	Gaspar.....	44	1940	Derringer,Beggs.....	37	1971	Granger.....	*70	2002	Sullivan.....	71
1910	Gaspar.....	48	1941	Walters,Beggs.....	37	1972	Carroll.....	*65	2003	Reitsma, Heredia.....	57
1911	Gaspar.....	44	1942	Beggs.....	38	1973	Borbon.....	80	2004	Riedling.....	70
1912	Benton.....	*50	1943	Shoun.....	45	1974	Borbon.....	73	2005	Mercker.....	78
1913	Johnson.....	44	1944	Shoun.....	38	1975	McEnaney.....	70	2006	Coffey.....	81
1914	Ames.....	47	1945	Fox.....	45	1976	Eastwick.....	71	2007	Weathers.....	70
1915	Dale.....	49	1946	Gumbert.....	36	1977	Borbon.....	73	2008	Affeldt.....	74
1916	Schneider,Schulz.....	44	1947	Gumbert.....	46	1978	Bair.....	70	2009	Masset.....	74
1917	Schneider.....	46	1948	Gumbert.....	*61	1979	Bair.....	65	2010	Masset.....	82
1918	Eller.....	37	1949	Raffensberger.....	41	1980	Hume.....	78	2011	Bray.....	79
1919	Eller.....	38	1950	Wehmeier.....	41	1981	Hume.....	51	2012	Marshall.....	73
1920	Ring.....	42	1951	FSmith.....	50	1982	Price.....	59	2013	Hoover.....	69
1921	Luque.....	41	1952	FSmith.....	53	1983	Scherer.....	73	2014	LeCure.....	62
1922	Couch.....	43	1953	FSmith.....	50	1984	Power.....	*78	2015	Badenhop.....	68
1923	Rixey,Donohue.....	42	1954	FSmith.....	50	1985	Franco.....	67	2016	Wood.....	70
1924	Sheehan.....	39	1955	Freeman.....	52	1986	Franco.....	74	2017	Lorenzen.....	70
1925	Donohue.....	*42	1956	Freeman.....	64	1987	Murphy.....	87	2018	Hughes.....	72
1926	Donohue.....	47	1957	Freeman.....	52	1988	Murphy.....	*76	2019	Lorenzen.....	73
1927	May.....	44	1958	Jeffcoat.....	49	1989	Dibble.....	74	2020	Iglesias.....	22
1928	Kolp.....	44	1959	Pena.....	46	1990	Dibble.....	68	2021	Garrett.....	63
1929	May.....	41	1960	Brosnan.....	57	1991	Power.....	68			
1930	Frey.....	44	1961	Brosnan.....	53	1992	Charlton.....	64			* Led league

Games Started

1900	Hahn.....	37	1931	Johnson.....	31	1962	Purkey,Jay.....	37	1993	Rijo.....	*36
1901	Hahn.....	42	1932	Lucas.....	31	1963	Maloney.....	33	1994	Rijo.....	*26
1902	Hahn.....	36	1933	Derringer.....	31	1964	Maloney.....	31	1995	Schourek.....	29
1903	Hahn.....	34	1934	Derringer,Johnson.....	31	1965	Ellis.....	39	1996	Smiley.....	34
1904	Harper.....	35	1935	Derringer.....	33	1966	Ellis.....	36	1997	Morgan.....	30
1905	Overall.....	39	1936	Derringer.....	*37	1967	Pappas,Nolan.....	32	1998	Tomko.....	34
1906	Weimer.....	39	1937	Grissom.....	30	1968	Culver.....	35	1999	Harnisch.....	33
1907	Ewing.....	37	1938	Derringer.....	37	1969	Merritt.....	36	2000	Parris.....	33
1908	Ewing.....	32	1939	Walters.....	*36	1970	Nolan.....	37	2001	Dessens.....	34
1909	Fromme.....	34	1940	Derringer.....	*37	1971	Nolan.....	35	2002	Haynes.....	34
1910	Gaspar.....	31	1941	Walters.....	35	1972	Billingham.....	31	2003	Wilson.....	28
1911	Gaspar.....	32	1942	Vander Meer,Starr.....	33	1973	Billingham.....	*40	2004	Wilson.....	29
1912	Benton.....	*39	1943	Vander Meer.....	*36	1974	3 pitchers tied.....	35	2005	Milton.....	34
1913	Johnson.....	31	1944	Walters.....	32	1975	Nolan,Billingham.....	32	2006	Arroyo, Harang.....	*35
1914	Ames.....	36	1945	Heusser.....	30	1976	Nolan.....	34	2007	Arroyo, Harang.....	34
1915	Dale,Schneider.....	35	1946	VndrMeer,BIckwell.....	25	1977	Nolan.....	34	2008	Arroyo.....	*34
1916	Toney.....	38	1947	Blackwell.....	33	1978	Seaver.....	36	2009	Arroyo.....	33
1917	Toney,Schneider.....	42	1948	Vander Meer.....	33	1979	Seaver,LaCoss.....	32	2010	Arroyo.....	33
1918	Schneider.....	30	1949	Raffensberger.....	*38	1980	LaCoss.....	29	2011	Arroyo.....	32
1919	Eller.....	30	1950	Raffensberger.....	35	1981	Soto.....	*25	2012	Bailey, Cueto, Latos.....	*33
1920	Ring,Ruether.....	33	1951	Raffensberger.....	33	1982	Soto,Berenyi.....	34	2013	Arroyo, Bailey, Latos.....	32
1921	Rixey,Luque.....	36	1952	Raffensberger.....	33	1983	Soto.....	34	2014	Cueto.....	*34
1922	Rixey.....	*38	1953	Raffensberger.....	26	1984	Soto.....	33	2015	DeSclafani.....	31
1923	Luque,Rixey.....	37	1954	Fowler.....	29	1985	Browning.....	38	2016	Straily, Finnegan.....	31
1924	Donohue.....	32	1955	Nuxhall.....	33	1986	Browning.....	*39	2017	Feldman.....	21
1925	Donohue.....	*38	1956	Nuxhall.....	32	1987	Power.....	34	2018	Castillo.....	31
1926	Donohue.....	*38	1957	Lawrence.....	32	1988	Browning.....	*36	2019	Castillo.....	32
1927	Rixey.....	29	1958	Purkey.....	34	1989	Browning.....	*37	2020	Castillo.....	12
1928	Rixey.....	*37	1959	Purkey.....	33	1990	Browning.....	*35	2021	Castillo, Mahle.....	*33
1929	Lucas.....	32	1960	Purkey,Hook.....	33	1991	Browning.....	36			* Led league
1930	Lucas,Frey.....	28	1961	O'Toole.....	35	1992	Belcher.....	34			

Complete Games

1900 Scott.....	31	1931 Lucas.....	*24	1962 Purkey.....	18	1993 Belcher.....	4
1901 Hahn.....	*41	1932 Lucas.....	*28	1963 Nuxhall.....	14	1994 Browning,Rijo.....	2
1902 Hahn.....	35	1933 Lucas.....	21	1964 Maloney.....	11	1995 Wells.....	3
1903 Hahn.....	34	1934 Derringer.....	18	1965 Ellis.....	15	1996 Smiley,Jarvis.....	2
1904 Hahn.....	33	1935 Derringer.....	20	1966 Maloney.....	10	1997 Remlinger,Burba.....	2
1905 Overall.....	32	1936 Derringer.....	13	1967 Nolan,Ellis.....	8	1998 Harnisch.....	2
1906 Weimer.....	31	1937 Grissom.....	14	1968 Maloney.....	8	1999 Harnisch,Parris.....	2
1907 Ewing.....	32	1938 Derringer.....	*26	1969 Merritt.....	8	2000 Harnisch.....	3
1908 Ewing.....	23	1939 Walters.....	*31	1970 Merritt.....	12	2001 Davis,Dessens.....	1
1909 Fromme.....	22	1940 Walters.....	*29	1971 Nolan.....	9	2002 Reitsma,Dempster.....	1
1910 Suggs.....	23	1941 Walters.....	*27	1972 Billingham.....	8	2003 Graves.....	2
1911 Suggs.....	17	1942 VndrMeer,Walters.....	21	1973 Billingham.....	16	2004 Lidle.....	3
1912 Suggs.....	25	1943 VndrMeer,Walters.....	21	1974 Gullett.....	10	2005 Harang, Ortiz.....	1
1913 Johnson.....	13	1944 Walters.....	27	1975 Gullett.....	8	2006 Harang.....	*6
1914 Ames.....	18	1945 Heusser.....	18	1976 Norman.....	8	2007 Harang, Lohse.....	2
1915 Dale.....	20	1946 Beggs.....	14	1977 Seaver.....	14	2008 Arroyo, Harang.....	1
1916 Toney.....	21	1947 Blackwell.....	*23	1978 Seaver.....	8	2009 Arroyo.....	3
1917 Toney.....	31	1948 Vander Meer.....	14	1979 Seaver.....	9	2010 Arroyo.....	2
1918 Schneider.....	17	1949 Raffensberger.....	20	1980 Pastore.....	9	2011 Cueto.....	3
1919 Sallee.....	22	1950 Blckwll,Raffnsbrgr.....	18	1981 Soto.....	10	2012 4 pitchers.....	2
1920 Ruether.....	23	1951 Raffensberger.....	14	1982 Soto.....	*18	2013 Bailey, Arroyo.....	2
1921 Luque.....	25	1952 Raffensberger.....	18	1983 Soto.....	*13	2014 Cueto.....	4
1922 Rixey.....	26	1953 Baczewski.....	10	1984 Soto.....	*13	2015 Cueto, Leake.....	1
1923 Luque.....	28	1954 Fowler.....	8	1985 Soto.....	9	2016 DeSclafani, Finnegan.....	1
1924 Donohue.....	16	1955 Nuxhall.....	14	1986 Gullickson.....	6	2017 Bonilla, Feldman.....	1
1925 Donohue.....	*27	1956 Klippstn,Lawnce.....	11	1987 Gullickson.....	3	2018 Bailey.....	1
1926 Mays.....	*24	1957 Lawrence.....	12	1988 Jackson.....	*15	2019 None.....	0
1927 Lucas.....	19	1958 Purkey.....	17	1989 Browning.....	9	2020 Bauer.....	*2
1928 Rixey.....	17	1959 Newcombe.....	17	1990 Rijo.....	7	2021 Miley.....	1
1929 Lucas.....	*28	1960 Purkey.....	11	1991 Rijo.....	3		* Led league
1930 Lucas.....	18	1961 Jay.....	14	1992 Swindell.....	5		

Earned Run Average

1900 Hahn.....	3.27	1931 Benton.....	3.35	1962 Purkey.....	2.81	1993 Rijo.....	2.48
1901 Hahn.....	2.71	1932 Lucas.....	2.94	1963 Nuxhall.....	2.61	1994 Rijo.....	3.08
1902 Hahn.....	1.77	1933 Derringer.....	3.23	1964 O'Toole.....	2.66	1995 Schourek.....	3.22
1903 Hahn.....	2.52	1934 Frey.....	3.52	1965 Maloney.....	2.54	1996 Smiley.....	3.64
1904 Hahn.....	2.05	1935 Derringer.....	3.51	1966 Maloney.....	2.80	1997 Morgan.....	4.78
1905 Ewing.....	2.51	1936 Schott.....	3.80	1967 Nolan.....	2.58	1998 Harnisch.....	3.14
1906 Weimer.....	2.22	1937 Schott.....	2.98	1968 Culver.....	3.22	1999 Harnisch.....	3.68
1907 Ewing.....	1.73	1938 Derringer.....	2.93	1969 Maloney.....	2.77	2000 Parris.....	4.81
1908 Coakley.....	1.86	1939 Walters.....	*2.29	1970 Simpson.....	3.02	2001 Brower.....	4.48
1909 Fromme.....	1.90	1940 Walters.....	*2.48	1971 Gullett.....	2.65	2002 Dessens.....	3.03
1910 Suggs.....	2.40	1941 Riddle.....	*2.24	1972 Nolan.....	1.99	2003 Wilson.....	4.64
1911 Keefe.....	2.69	1942 Vander Meer.....	2.43	1973 Billingham.....	3.04	2004 Wilson.....	4.36
1912 Fromme.....	2.74	1943 Riddle.....	2.63	1974 Gullett.....	3.04	2005 Harang.....	3.83
1913 Ames.....	2.88	1944 Heusser.....	*2.38	1975 Nolan.....	3.16	2006 Arroyo.....	3.29
1914 Douglas.....	2.56	1945 Walters.....	2.68	1976 Zachry.....	2.74	2007 Harang.....	3.73
1915 Toney.....	1.58	1946 Beggs.....	2.32	1977 Seaver.....	2.34	2008 Volquez.....	3.21
1916 Toney.....	2.28	1947 Blackwell.....	2.47	1978 Seaver.....	2.88	2009 Arroyo.....	3.84
1917 Schneider.....	2.10	1948 Vander Meer.....	3.41	1979 Hume.....	2.76	2010 Cueto.....	3.64
1918 Eller.....	2.36	1949 Rafensberger.....	3.39	1980 Soto.....	3.07	2011 Leake.....	3.86
1919 Ruether.....	1.81	1950 Blackwell.....	2.97	1981 Seaver.....	2.54	2012 Cueto.....	2.78
1920 Ruether.....	2.47	1951 Blckwll,Rfnsbrgr.....	3.44	1982 Soto.....	2.79	2013 Latos.....	3.16
1921 Rixey.....	2.78	1952 Rafensberger.....	2.81	1983 Soto.....	2.70	2014 Cueto.....	2.25
1922 Donohue.....	3.12	1953 Baczewski.....	3.45	1984 Soto.....	3.53	2015 DeSclafani.....	4.05
1923 Luque.....	*1.93	1954 Fowler.....	3.83	1985 Browning.....	3.55	2016 DeSclafani.....	3.28
1924 Rixey.....	2.76	1955 Nuxhall.....	3.47	1986 Gullickson.....	3.38	2017 Castillo.....	3.12
1925 Luque.....	*2.63	1956 Nuxhall.....	3.72	1987 Power.....	4.50	2018 Castillo.....	4.30
1926 Mays.....	3.14	1957 Lawrence.....	3.52	1988 Rijo.....	2.39	2019 Gray.....	2.87
1927 Luque.....	3.19	1958 Haddix.....	3.52	1989 Browning.....	3.39	2020 Bauer.....	*1.73
1928 Kolp.....	3.19	1959 Newcombe.....	3.16	1990 Rijo.....	2.70	2021 Miley.....	3.37
1929 Lucas.....	3.60	1960 Purkey.....	3.60	1991 Rijo.....	2.51		* Led league
1930 Kolp.....	4.22	1961 O'Toole.....	3.10	1992 Rijo.....	2.56		

Wins

1900 Scott.....	17	1931 Lucas.....	14	1962 Purkey.....	23	1993 Rijo.....	14
1901 Hahn.....	22	1932 Johnson, Lucas.....	13	1963 Maloney.....	23	1994 Smiley.....	11
1902 Hahn.....	23	1933 Lucas, Benton.....	10	1964 O'Toole.....	17	1995 Schourek.....	18
1903 Hahn.....	22	1934 Derringer.....	15	1965 Ellis.....	22	1996 Smiley.....	13
1904 Harper.....	23	1935 Derringer.....	22	1966 Maloney.....	16	1997 Burba, Tomko.....	11
1905 Ewing.....	20	1936 Derringer.....	19	1967 Pappas.....	16	1998 Harnisch.....	14
1906 Weimer.....	20	1937 Grissom.....	12	1968 Maloney.....	16	1999 Harnisch.....	16
1907 Ewing, Coakley.....	17	1938 Derringer.....	21	1969 Merritt.....	20	2000 Parris.....	12
1908 Ewing, Spade.....	17	1939 Walters.....	*27	1970 Merritt.....	17	2001 Dessens.....	10
1909 Fromme, Gaspar.....	19	1940 Walters.....	*22	1971 Gullett.....	16	2002 Haynes.....	15
1910 Suggs.....	20	1941 Riddle, Walters.....	19	1972 Nolan.....	15	2003 Reitsma.....	9
1911 Suggs.....	15	1942 Vander Meer.....	18	1973 Billingham.....	19	2004 Wilson.....	11
1912 Suggs.....	19	1943 Riddle.....	*21	1974 Billingham.....	19	2005 Harang.....	11
1913 Johnson.....	14	1944 Walters.....	*23	1975 3 pitchers tied.....	15	2006 Harang.....	*16
1914 Benton.....	16	1945 Bowman, Heusser.....	11	1976 Nolan.....	15	2007 Harang.....	16
1915 Dale.....	18	1946 Beggs.....	12	1977 Seaver, Norman.....	14	2008 Volquez.....	17
1916 Toney.....	14	1947 Blackwell.....	*22	1978 Seaver.....	16	2009 Arroyo.....	15
1917 Toney.....	24	1948 Vander Meer.....	17	1979 Seaver.....	16	2010 Arroyo.....	17
1918 Eller.....	16	1949 Raffensberger.....	18	1980 Pastore.....	13	2011 Leake.....	12
1919 Sallee.....	21	1950 Blackwell.....	17	1981 Seaver.....	*14	2012 Cueto.....	19
1920 Ring.....	17	1951 Blackwell, Raffnsbrgr.....	16	1982 Soto.....	14	2013 Latos, Leake, Arroyo.....	14
1921 Rixey.....	19	1952 Raffensberger.....	17	1983 Soto.....	17	2014 Cueto.....	20
1922 Rixey.....	*25	1953 Perkowski.....	12	1984 Soto.....	18	2015 DeSclafani, Leake.....	9
1923 Luque.....	*27	1954 3 pitchers tied.....	12	1985 Browning.....	20	2016 Straily.....	14
1924 Mays.....	20	1955 Nuxhall.....	17	1986 Gullickson.....	15	2017 Lorenzen.....	8
1925 Rixey, Donohue.....	21	1956 Lawrence.....	19	1987 3 pitchers tied.....	10	2018 Castillo.....	10
1926 Donohue.....	*20	1957 Lawrence.....	16	1988 Jackson.....	*23	2019 Castillo.....	15
1927 Lucas.....	18	1958 Purkey.....	17	1989 Browning.....	15	2020 Bauer, Gray.....	5
1928 Rixey.....	19	1959 Newcombe, Purkey.....	13	1990 Browning.....	15	2021 Mahle.....	13
1929 Lucas.....	19	1960 Purkey.....	17	1991 Rijo.....	15		* Led league
1930 Lucas.....	14	1961 Jay.....	*21	1992 Belcher, Rijo.....	15		

Innings Pitched

1900 Scott.....	315.0	1931 Johnson.....	262.1	1962 Purkey.....	288.1	1993 Rijo.....	257.1
1901 Hahn.....	*375.1	1932 Lucas.....	269.1	1963 Maloney.....	250.1	1994 Rijo.....	172.1
1902 Hahn.....	321.0	1933 Derringer.....	231.0	1964 O'Toole.....	220.0	1995 Schourek.....	190.1
1903 Hahn.....	296.0	1934 Derringer.....	261.0	1965 Ellis.....	263.2	1996 Smiley.....	217.1
1904 Hahn.....	297.2	1935 Derringer.....	276.2	1966 Maloney.....	224.2	1997 Morgan.....	162.0
1905 Overall.....	318.0	1936 Derringer.....	282.1	1967 Nolan.....	226.2	1998 Tomko.....	210.2
1906 Weimer.....	304.2	1937 Grissom.....	223.2	1968 Culver.....	226.1	1999 Harnisch.....	198.1
1907 Ewing.....	332.2	1938 Derringer.....	*307.0	1969 Merritt.....	251.0	2000 Parris.....	192.2
1908 Ewing.....	293.2	1939 Walters.....	*319.0	1970 Nolan.....	250.2	2001 Dessens.....	205.0
1909 Fromme.....	279.1	1940 Walters.....	*305.0	1971 Nolan.....	244.2	2002 Haynes.....	196.2
1910 Gaspar.....	275.0	1941 Walters.....	*302.0	1972 Billingham.....	217.2	2003 Graves.....	169.0
1911 Suggs.....	260.2	1942 Starr.....	276.2	1973 Billingham.....	293.0	2004 Wilson.....	183.2
1912 Suggs.....	303.0	1943 Vander Meer.....	289.0	1974 Gullett.....	243.0	2005 Harang.....	211.2
1913 Johnson.....	269.0	1944 Walters.....	285.0	1975 Nolan.....	210.2	2006 Arroyo.....	*240.2
1914 Ames.....	297.0	1945 Heusser.....	223.0	1976 Nolan.....	239.1	2007 Harang.....	231.2
1915 Dale.....	296.2	1946 Vander Meer.....	204.1	1977 Norman.....	221.1	2008 Arroyo.....	200.0
1916 Toney.....	300.0	1947 Blackwell.....	273.0	1978 Seaver.....	259.2	2009 Arroyo.....	220.1
1917 Toney.....	339.2	1948 Vander Meer.....	232.0	1979 Seaver.....	215.0	2010 Arroyo.....	215.2
1918 Eller.....	217.2	1949 Rafensberger.....	284.0	1980 Soto.....	190.1	2011 Arroyo.....	199.0
1919 Eller.....	248.1	1950 Blackwell.....	261.0	1981 Soto.....	175.0	2012 Cueto.....	217.0
1920 Ring.....	266.2	1951 Rafensberger.....	248.2	1982 Soto.....	257.2	2013 Latos.....	210.2
1921 Luque.....	304.0	1952 Rafensberger.....	247.0	1983 Soto.....	273.2	2014 Cueto.....	*243.2
1922 Rixey.....	*313.1	1953 Perkowski.....	193.0	1984 Soto.....	237.1	2015 DeSclafani.....	184.2
1923 Luque.....	322.0	1954 Fowler.....	227.2	1985 Browning.....	261.1	2016 Straily.....	191.1
1924 Rixey.....	238.1	1955 Nuxhall.....	257.0	1986 Gullickson.....	244.2	2017 Adleman.....	122.1
1925 Donohue.....	*301.0	1956 Lawrence.....	218.2	1987 Power.....	204.0	2018 Castillo.....	169.2
1926 Donohue.....	*285.2	1957 Lawrence.....	250.1	1988 Jackson.....	260.2	2019 Castillo.....	190.2
1927 Lucas.....	239.2	1958 Purkey.....	250.0	1989 Browning.....	249.2	2020 Bauer.....	73.0
1928 Rixey.....	291.1	1959 Newcombe.....	222.0	1990 Browning.....	227.2	2021 Castillo.....	187.2
1929 Lucas.....	270.0	1960 Purkey.....	252.2	1991 Browning.....	230.1		* Led league
1930 Frey.....	245.0	1961 O'Toole.....	252.2	1992 Belcher.....	227.2		

Saves

1900 Scott.....	1	1931 Benton,Frey.....	2	1962 Brosnan.....	13	1993 Dibble.....	19
1901 None.....		1932 Johnson,Benton.....	2	1963 Henry.....	14	1994 Brantley.....	15
1902 Thielman.....	1	1933 Kolp.....	3	1964 Ellis.....	14	1995 Brantley.....	28
1903 Ewing.....	1	1934 Derringer.....	4	1965 McCool.....	21	1996 Brantley.....	*44
1904 Keilum.....	2	1935 Brennan.....	5	1966 McCool.....	18	1997 Shaw.....	*42
1905 Harper,Johns.....	1	1936 Brennan.....	9	1967 Abernathy.....	*28	1998 Shaw.....	23
1906 Check.....	3	1937 Grissom.....	6	1968 Carroll.....	17	1999 Graves.....	27
1907 Coakley,Smith.....	1	1938 Cascarella.....	4	1969 Granger.....	27	2000 Graves.....	30
1908 Ewing.....	3	1939 Moore.....	3	1970 Granger.....	*35	2001 Graves.....	32
1909 3 pitchers tied.....	2	1940 Beggs.....	*7	1971 Carroll.....	15	2002 Graves.....	32
1910 Gaspar.....	7	1941 Beggs.....	5	1972 Carroll.....	*37	2003 Williamson.....	21
1911 Gaspar.....	4	1942 Beggs.....	8	1973 Borbon,Carroll.....	14	2004 Graves.....	41
1912 Suggs.....	3	1943 Shoun.....	7	1974 Borbon.....	14	2005 Weathers.....	15
1913 Brown.....	6	1944 Carter.....	3	1975 Eastwick.....	*22	2006 Weathers.....	12
1914 Ames.....	*6	1945 6 pitchers tied.....	1	1976 Eastwick.....	*26	2007 Weathers.....	33
1915 Benton.....	4	1946 Gumbert.....	4	1977 Borbon.....	18	2008 Cordero.....	34
1916 Schultz.....	2	1947 Gumbert.....	10	1978 Bair.....	28	2009 Cordero.....	39
1917 Ring.....	2	1948 Gumbert.....	*17	1979 Hume.....	17	2010 Cordero.....	40
1918 Toney,Regan.....	2	1949 Gumbert.....	2	1980 Hume.....	25	2011 Cordero.....	37
1919 Ring,Luque.....	3	1950 Blckwll, Wehmeier.....	4	1981 Hume.....	13	2012 Chapman.....	38
1920 Ruether.....	3	1951 FSmith.....	11	1982 Hume.....	17	2013 Chapman.....	38
1921 Luque.....	3	1952 FSmith.....	7	1983 Scherrer.....	10	2014 Chapman.....	36
1922 3 pitchers tied.....	1	1953 Collum.....	3	1984 Power.....	11	2015 Chapman.....	33
1923 Donohue.....	3	1954 FSmith.....	20	1985 Power.....	27	2016 Cingrani.....	17
1924 May.....	*6	1955 Freeman.....	11	1986 Franco.....	29	2017 Iglesias.....	28
1925 4 pitchers tied.....	2	1956 Freeman.....	18	1987 Franco.....	32	2018 Iglesias.....	30
1926 May.....	3	1957 Freeman.....	8	1988 Franco.....	*39	2019 Iglesias.....	34
1927 Nehf.....	4	1958 Jeffcoat.....	9	1989 Franco.....	32	2020 Iglesias.....	8
1928 Kolp.....	3	1959 Lawrence.....	10	1990 Myers.....	31	2021 Hembree.....	9
1929 May.....	3	1960 Henry.....	17	1991 Dibble.....	31		* Led league
1930 Campbell.....	4	1961 Brosnan,Henry.....	16	1992 Charlton.....	26		

Strikeouts

1900 Hahn.....	*132	1931 Johnson.....	95	1962 O'Toole.....	170	1993 Rijo.....	*227
1901 Hahn.....	*239	1932 Johnson.....	94	1963 Maloney.....	265	1994 Rijo.....	171
1902 Hahn.....	142	1933 Derringer.....	86	1964 Maloney.....	214	1995 Schourek.....	160
1903 Hahn.....	127	1934 Derringer.....	122	1965 Maloney.....	244	1996 Smiley.....	171
1904 Harper.....	125	1935 Derringer.....	120	1966 Maloney.....	216	1997 Remlinger.....	145
1905 Overall.....	173	1936 Derringer.....	121	1967 Nolan.....	206	1998 Tomko.....	162
1906 Ewing.....	145	1937 Grissom.....	149	1968 Maloney.....	181	1999 Tomko.....	132
1907 Ewing.....	147	1938 Derringer.....	132	1969 Merritt.....	144	2000 Williamson.....	136
1908 Ewing.....	95	1939 Walters.....	*137	1970 Nolan.....	181	2001 Dessens.....	128
1909 Fromme.....	126	1940 Walters,Derringer.....	115	1971 Nolan.....	146	2002 Haynes.....	126
1910 Rowan.....	108	1941 Vander Meer.....	*202	1972 Billingham.....	137	2003 Wilson.....	93
1911 Fromme.....	107	1942 Vander Meer.....	*186	1973 Billingham.....	155	2004 Harang.....	125
1912 Benton.....	162	1943 Vander Meer.....	*174	1974 Gullett.....	183	2005 Harang.....	163
1913 Johnson.....	107	1944 Walters.....	77	1975 Norman.....	119	2006 Harang.....	*216
1914 Ames.....	128	1945 Bowman.....	71	1976 Zachry.....	143	2007 Harang.....	218
1915 Toney,Schneider.....	108	1946 Blackwell.....	100	1977 Norman.....	160	2008 Volquez.....	206
1916 Toney.....	146	1947 Blackwell.....	*193	1978 Seaver.....	226	2009 Harang.....	142
1917 Schneider.....	138	1948 Vander Meer.....	120	1979 Seaver.....	131	2010 Cueto.....	138
1918 Eller.....	84	1949 Raffensberger.....	103	1980 Soto.....	182	2011 Leake.....	118
1919 Eller.....	137	1950 Blackwell.....	188	1981 Soto.....	151	2012 Latos.....	185
1920 Ruether.....	99	1951 Blackwell.....	120	1982 Soto.....	274	2013 Bailey.....	199
1921 Luque.....	102	1952 Raffensberger.....	93	1983 Soto.....	242	2014 Cueto.....	*242
1922 Rixey.....	80	1953 Podbielan.....	74	1984 Soto.....	185	2015 DeSclafani.....	151
1923 Luque.....	151	1954 Fowler.....	93	1985 Soto.....	214	2016 Straily.....	162
1924 Luque.....	86	1955 Nuxhall.....	98	1986 Browning.....	147	2017 Adleman.....	108
1925 Luque.....	140	1956 Nuxhall.....	120	1987 Power.....	133	2018 Castillo.....	165
1926 May.....	103	1957 Lawrence.....	121	1988 Jackson.....	161	2019 Castillo.....	226
1927 May.....	121	1958 Nuxhall.....	111	1989 Dibble.....	141	2020 Bauer.....	100
1928 Luque.....	72	1959 Newcombe.....	100	1990 Rijo.....	152	2021 Mahle.....	210
1929 May.....	92	1960 O'Toole.....	124	1991 Rijo.....	172		* Led league
1930 Lucas.....	53	1961 O'Toole.....	178	1992 Rijo.....	171		

NATIONAL LEAGUE PITCHING LEADERS

Games (10)

Rube Benton.....	1912 (50)
Paul Derringer.....	1936 (51)
Harry Gumbert.....	1948 (61)
Ted Abernathy.....	1967 (70)
Ted Abernathy.....	1968 (78)
Wayne Granger.....	1969 (90)
Wayne Granger.....	1971 (70)
Clay Carroll.....	*1972 (65)
Ted Power.....	1984 (78)
Rob Murphy.....	1988 (76)

Games Started (27)

Rube Benton.....	1912 (39)
Eppa Rixey.....	1922 (38)
Pete Donohue.....	1925 (38)
Pete Donohue.....	1926 (38)
Eppa Rixey.....	1928 (37)
Paul Derringer.....	1936 (37)
Bucky Walters.....	*1939 (36)
Paul Derringer.....	1940 (37)
Johnny Vander Meer.....	1943 (36)
Ken Raffensberger.....	1949 (38)
Jack Billingham.....	1973 (40)
Mario Soto.....	1981 (25)
Tom Browning.....	*1986 (39)
Tom Browning.....	*1988 (36)
Tom Browning.....	1989 (37)
Tom Browning.....	*1990 (35)
Jose Rijo.....	*1993 (36)
Jose Rijo.....	1994 (26)
Bronson Arroyo.....	*2006 (35)
Aaron Harang.....	*2006 (35)
Bronson Arroyo.....	*2008 (34)
Johnny Cueto.....	*2012 (33)
Mat Latos.....	*2012 (33)
Homer Bailey.....	*2012 (33)
Johnny Cueto.....	*2014 (34)
Luis Castillo.....	*2021 (33)
Tyler Mahle.....	*2021 (33)

Complete Games (16)

Noodles Hahn.....	1901 (41)
Pete Donohue.....	1925 (27)
Carl Mays.....	1926 (24)
Red Lucas.....	1929 (28)
Red Lucas.....	1931 (24)
Red Lucas.....	1932 (28)
Paul Derringer.....	1938 (26)
Bucky Walters.....	1939 (31)
Bucky Walters.....	1940 (29)
Bucky Walters.....	1941 (27)
Ewell Blackwell.....	1947 (23)
Mario Soto.....	1983 (18)
Mario Soto.....	1984 (13)
Danny Jackson.....	1988 (15)
Aaron Harang.....	2006 (6)
Trevor Bauer.....	*2020 (2)

ERA (7)

Dolf Luque.....	1923 (1.93)
Dolf Luque.....	1925 (2.63)
Bucky Walters.....	1939 (2.29)
Bucky Walters.....	1940 (2.48)
Elmer Riddle.....	1941 (2.24)
Ed Heusser.....	1944 (2.38)
Trevor Bauer.....	2020 (1.73)

Strikeouts (10)

Noodles Hahn.....	1900 (132)
Noodles Hahn.....	1901 (239)
Bucky Walters.....	*1939 (137)
Johnny Vander Meer.....	1941 (202)
Johnny Vander Meer.....	1942 (186)
Johnny Vander Meer.....	1943 (174)
Ewell Blackwell.....	1947 (193)
Jose Rijo.....	1993 (227)
Aaron Harang.....	2006 (216)
Johnny Cueto.....	*2014 (242)

Wins (12)

Eppa Rixey.....	1922 (25)
Dolf Luque.....	1923 (27)
Pete Donohue.....	*1926 (20)
Bucky Walters.....	1939 (27)
Bucky Walters.....	1940 (22)
Elmer Riddle.....	*1943 (21)
Bucky Walters.....	1944 (23)
Ewell Blackwell.....	1947 (22)
Joey Jay.....	*1961 (21)
Tom Seaver.....	1981 (14)
Danny Jackson.....	*1988 (23)
Aaron Harang.....	*2006 (16)

#Winning Percentage (12)

Dutch Ruether.....	1919 (19-6, .760)
Pete Donohue.....	1922 (18-9, .667)
Dolf Luque.....	1923 (27-8, .771)
Paul Derringer.....	1939 (25-7, .781)
Elmer Riddle.....	1941 (19-4, .826)
Clyde Shoun.....	*1943 (14-5, .737)
Bob Purkey.....	1962 (23-5, .821)
Wayne Simspon.....	1970 (14-3, .826)
Gary Nolan.....	1972 (15-5, .750)
Tom Seaver.....	1979 (16-6, .727)
Tom Seaver.....	1981 (14-2, .875)
Jose Rijo.....	*1991 (15-6, .714)

For pitchers with 15 or more decisions

Shutouts (18)

Noodles Hahn.....	*1900 (4)
Dolf Luque.....	*1921 (3)
Dolf Luque.....	1923 (6)
Eppa Rixey.....	*1924 (4)
Dolf Luque.....	*1925 (4)
Pete Donohue.....	1926 (5)
Red Lucas.....	*1928 (4)
Lee Grissom.....	*1937 (5)
Ewell Blackwell.....	*1946 (5)
Ken Raffensberger.....	*1949 (5)
Ken Raffensberger.....	*1952 (6)
Joe Nuxhall.....	1955 (5)
Joey Jay.....	*1961 (4)
Jim Maloney.....	*1966 (5)
Jack Billingham.....	1973 (7)
Tom Seaver.....	1977 (7)
Tom Seaver.....	*1979 (5)
Trevor Bauer.....	2020 (2)

Innings Pitched (11)

Noodles Hahn.....	1901 (375.1)
Eppa Rixey.....	1922 (313.1)
Pete Donohue.....	1925 (301.0)
Pete Donohue.....	1926 (285.2)
Paul Derringer.....	1938 (307.0)
Bucky Walters.....	1939 (319.0)
Bucky Walters.....	1940 (305.0)
Bucky Walters.....	1941 (302.0)
Jack Billingham.....	*1973 (293.1)
Bronson Arroyo.....	2006 (240.2)
Johnny Cueto.....	2014 (243.2)

Saves (7)

Wayne Granger.....	1970 (35)
Clay Carroll.....	1972 (37)
Rawly Eastwick.....	*1975 (22)
Rawly Eastwick.....	1976 (26)
John Franco.....	1988 (39)
Jeff Brantley.....	*1996 (44)
Jeff Shaw.....	1997 (42)

* Tied For League Lead

CAREER PITCHING RECORDS - SINCE 1900
Individual Career Records

*MLB Record

Most Seasons Pitched.....	15, Joe Nuxhall
Most Games Played.....	531, Pedro Borbon
Most Games Started.....	357, Eppa Rixey
Most Games Won, Start.....	179, Eppa Rixey
Most Games Won, Relief.....	66, Clay Carroll
Most Years Winning 20 Or More Games.....	4, Paul Derringer
Most Games Lost, Start.....	150, Paul Derringer
Most Games Lost, Relief.....	43, Clay Carroll
Most Games Lost by Lefthander.....	*251, Eppa Rixey
Most Saves.....	182, Danny Graves
Most Completed Games.....	177, Noodles Hahn
Most Shutouts.....	32, Bucky Walters
Most No-Hit Games.....	2 (3x), Jim Maloney, Johnny Vander Meer, Homer Bailey
Most Low-Hit Games.....	8, Jim Maloney
Best ERA (Min. 1000 IP).....	2.37, Bob Ewing
Most Innings Pitched.....	2,890.2, Eppa Rixey
Most Strikeouts.....	1,592, Jim Maloney
Most Walks.....	1,072, Johnny Vander Meer

Reds Pitching Top 5 - Since 1900

GAMES	SAVES	WALKS
Borbon..... 531	Graves..... 182	Vander Meer..... 1,072
Sullivan..... 494	Cordero..... 150	Walters..... 806
Carroll..... 486	Franco..... 148	Maloney..... 786
Nuxhall..... 484	Chapman..... 146	Luque..... 756
Hume..... 457	Carroll..... 119	Nuxhall..... 706
	Iglesias..... 106	
	Brantley..... 88	
	Dibble..... 88	
	Hume..... 88	
INNINGS PITCHED	GAMES STARTED	COMPLETE GAMES
Rixey..... 2,890	Rixey..... 356	Hahn..... 207
Luque..... 2,669	Derringer..... 322	Walters..... 195
Derringer..... 2,616	Luque..... 319	Derringer..... 189
Walters..... 2,355	Browning..... 298	Ewing..... 184
Nuxhall..... 2,169	Walters..... 296	Luque..... 183
SHUTOUTS	ERA	WINS
Walters..... 32	Ewing..... 2.37	Rixey..... 179
Derringer..... 30	Hahn..... 2.52	Derringer..... 161
Maloney..... 30	Schneider..... 2.61	Walters..... 160
Vander Meer..... 29	Rijo..... 2.83	Luque..... 154
Raffensberger..... 25	Walters..... 2.93	Maloney..... 134
		STRIKEOUTS
		Maloney..... 1,592
		Soto..... 1,449
		Nuxhall..... 1,289
		Vander Meer..... 1,260
		Rijo..... 1,251

SINGLE-SEASON PITCHING RECORDS - SINCE 1900

Club Single-Season Records

Most Pitchers Used	35, 2021
Most Starting Pitchers Used	17, 2003
Most Games Won, Relievers	37, 1978
Most Games Lost, Starters	88, 1932
Most Saves	60 (2x), 1970, 1972
Most Relief Appearances	579, 2021
Highest ERA, Team	5.19, 2004
Highest ERA, Starters	5.77, 2003
Lowest ERA	2.23, 1919
Most Runs Allowed	907, 2004
Fewest Runs Allowed	401, 1919
Most Earned Runs Allowed	832, 2004
Fewest Earned Runs Allowed	315, 1919
Most No-Hit Games	2 (2x), 1938, 1965
Most Complete Games	142, 1904
Fewest Complete Games	0, 2019
Most Shutouts	23, 1919
Fewest Shutouts	1, 2005
Most Shutouts Won	23, 1919
Most Innings Pitched	1,490.0, 1968
Most Strikeouts	1,552, 2019
Fewest Strikeouts	310, 1933
Most Walks Allowed	659, 2000
Fewest Walks Allowed	257, 1933
Most Home Runs Allowed	258, 2016
Most Home Runs Allowed, Starters	159 (2x), 2005 & 2017
Most Home Runs Allowed, Relievers	103, 2016
Most Home Runs Allowed, Consecutive Games	17 (2x), 6/5-6/23, 2001 & 5/1-5/18, 2005
Fewest Home Runs Allowed	5, 1909
Most Grand Slams Allowed	9, 2017
Most Hit Batsmen	80, 2005
Most Wild Pitches	96, 2000

Rookie Single-Season Records

Most Games	90, Wayne Granger, 1968
Most Starts	52, Will White, 1878
Most Complete Games	32, Jesse Duryea, 1889
Most Innings Pitched	468, Will White, 1878
Most Shutouts	6, Ewell Backwell, 1946
Most Wins	32, Jesse Duryea, 1889
Most Wins, Rookie	20, Tom Browning, 1985
Most Wins, Relief	12, Scott Williamson, 1999
Highest Winning Percentage769 (10-3), Sammy Ellis, 1964
Most Losses	26, Dory Dean, 1876
Most Losses, Relief	7, Scott Williamson, 1999
Most Saves	27, Wayne Granger, 1969
Lowest ERA	1.79, Will White, 1878
Most Hits Allowed	477, Will White, 1878
Most Walks Allowed	147, Orval Overall, 1905
Most Strikeouts	206, Gary Nolan, 1967

Individual Season Records

*MLB Record #Tied MLB Record ^NL Record @Tied NL Record

Most Games, Righthander.....	90, Wayne Granger, 1969
Most Games, Lefthander.....	87, Rob Murphy, 1987
Most Games Started.....	42, Noodles Hahn, 1901
Most Games Finished.....	64, Francisco Cordero, 2010
Most Complete Games.....	41, Noodles Hahn, 1901
Most Innings Pitched.....	375, Noodles Hahn, 1901
Most Wins, Righthander.....	27 (2x), Dolf Luque, 1923; Bucky Walters, 1939
Most Wins, Lefthander.....	25, Eppa Rixey, 1922
Most Wins, Relief.....	14, Hersch Freeman, 1956
Most Consecutive Wins.....	16, Ewell Blackwell, 1947
Most Games Lost.....	25, Paul Derringer, 1933
Most Games Lost, Reliever.....	12, Raisel Iglesias, 2019
Most Consecutive Games Lost.....	12 (3x), Henry Thielman, 1902; Peter J. Schneider, 1914; Si Johnson, 1933
Highest Winning Percentage.....	.875, Tom Seaver, 1981 (14-2)
Highest Winning Percentage, Relief.....	.812, Clyde Shoun, 1943 (13-3)
Highest Percentage 20-Game Winner.....	.821, Bob Purkey, 1962 (23-5)
Most Saves.....	44, Jeff Brantley, 1996
Most Consecutive Saves.....	27, Aroldis Chapman, 6/26-9/4, 2012
Most Consecutive Appearances Recording a Save.....	16, Aroldis Chapman, 7/15-8/12, 2012
Highest ERA, Starter.....	6.47, Eric Milton, 2005
Lowest ERA, Starter.....	1.58, Fred Toney, 1915
Lowest ERA, Relief.....	0.72, Rob Murphy, 1986
Most Runs.....	158, Noodles Hahn, 1901
Most Earned Runs.....	145 (2x), Bill Phillips, 1901; Herm Wehmeier, 1950
Most No-Hit Games.....	*2 (2x), Johnny Vander Meer, 6/11/1938 vs Boston & 6/15/1938 at Brooklyn; Jim Maloney, ~6/14/1965 vs New York & 8/19/1965 at Chicago (G1) ~Maloney tossed 10 no-hit innings on 6/14/1965 vs New York, then allowed a home run and single in the 11th inning (L, 1-0)
Most Consecutive No-Hit Games.....	*2, Johnny Vander Meer, 6/11/1938 vs Boston & 6/15/1938 at Brooklyn
Most Shutouts.....	7 (3x), Fred Toney, 1917; Hod Eller, 1919; Jack Billingham, 1973
Most Consecutive Scoreless Appearances, Righthander.....	23 (26.1p), J.J. Hoover, June 13-August 19, 2013
Most Consecutive Scoreless Appearances, Lefthander.....	#33 (30ip), Arthur Rhodes, April 13-June 26, 2010
Most Hits.....	370 (2x), Ed Scott, 1900; Noodles Hahn, 1901
Fewest Hits Allowed, Consecutive Games.....	*0, Johnny Vander Meer, 1938
Most Consecutive Hitless Innings.....	*21, Johnny Vander Meer, 1938
Most Home Runs Allowed, Lefthander.....	40, Eric Milton, 2005
Most Home Runs Allowed, Righthander.....	46, Bronson Arroyo, 2011
Most Home Runs Allowed, Duo.....	74, Eric Milton (40) & Ramon Ortiz (34), 2005
Most Consecutive Starts Allowing At Least 1 Home Run.....	@15, Ramon Ortiz, May 1-July 17, 2005
Most Strikeouts, Righthander.....	274, Mario Soto, 1982
Most Strikeouts, Lefthander.....	239, Noodles Hahn, 1901
Most Strikeouts, Reliever.....	141, Rob Dibble, 1989
Most Walks.....	162, Johnny Vander Meer, 1943
Most Hit Batsmen.....	23, Jake Weimer, 1907
Most Wild Pitches.....	21, Scott Williamson, 2000

200+ Strikeouts in a Season

274	Mario Soto	1982
265	Jim Maloney	1963
244	Jim Maloney	1965
242	Mario Soto	1983
	Johnny Cueto	*2014
239	Noodles Hahn	*1901
227	Jose Rijo	*1993
226	Luis Castillo	2019
	Tom Seaver	1978
218	Aaron Harang	2007
216	Jim Maloney	1966
	Aaron Harang	*2006
214	Jim Maloney	1964
	Mario Soto	1985
210	Tyler Mahle	2021
206	Edinson Volquez	2008
	Gary Nolan	1967
205	Sonny Gray	2019
202	J. Vander Meer	*1941

* Led League

10+ Consecutive Wins

Ewell Blackwell	16	1947
Frank Dwyer	13	1896
Brooks Lawrence	13	1956
Elmer Riddle	11	1941
Tom Seaver	11	1979
John Franco	11	1985
Johnny Vander Meer	10	1938
Paul Derringer	10	1939
Clay Carroll	10	1969
Wayne Simpson	10	1970

20-GAME WINNERS

27	Dolf Luque	*1923	E. Rixey, P. Donohue	1925	
	Bucky Walters	*1939	Paul Derringer	1938	
25	Eppa Rixey	*1922	Elmer Riddle	*1943	
	Paul Derringer	1939	Joey Jay	*1961, '62	
24	Fred Toney	1917	20	Noodles Hahn	1902
23	Noodles Hahn	1902		Bob Ewing	1905
	Jack Harper	1904		Jake Weimer	1906
	Bucky Walters	*1944		George Suggs	1910
	Bob Purkey	1962		Pete Schneider	1917
	Jim Maloney	1963		Eppa Rixey	1923
	Danny Jackson	*1988		Carl Mays	1924
22	Noodles Hahn	1901, '03		Pete Donohue	*1926
	Paul Derringer	1935		Paul Derringer	1940
	Bucky Walters	*1940		Jim Maloney	1965
	Ewell Blackwell	*1947		Jim Merritt	1970
	Sammy Ellis	1965		Tom Browning	1985
21	Slim Salee	1919		Johnny Cueto	2014
	Pete Donohue	1923			* Led League

Reds with 30+ Saves in a Season

44	Jeff Brantley	#1996	32	John Franco	1987, '89
42	Jeff Shaw	*1997		Danny Graves	2001, '02
41	Danny Graves	2004	31	Randy Myers	1990
40	Francisco Cordero	2010		Rob Dibble	1991
39	Francisco Cordero	2009	30	Danny Graves	2000
	John Franco	*1988		Raisel Iglesias	2018
38	Aroldis Chapman	2012			
	Aroldis Chapman	2013			
37	Francisco Cordero	2011			
	Clay Carroll	*1972			
36	Aroldis Chapman	2014			
35	Wayne Granger	*1970			
34	Francisco Cordero	2008			
	Raisel Iglesias	2019			
33	Aroldis Chapman	2015			
	David Weathers	2007			

* Led League, #Tied For League Lead

Reds with a Sub-2.00 ERA

ERA	IP	Player	Year
1.58	222.2	Fred Toney	1915
1.73	332.2	Bob Ewing	1907
1.77	321.0	Noodles Hahn	1902
1.81	242.2	Dutch Ruether	1919
1.86	242.1	Andy Coakley	1908
1.90	279.1	Art Fromme	1909
1.93	322.0	*Dolf Luque	1923
1.99	176.0	Gary Nolan	1972
1.73	73.0	*Trevor Bauer	2020

250 + Innings in a Season

375.1	Noodles Hahn	*1901	296.2	Gene Dale	1915	274.1	Pete Schneider	1916	260.2	George Suggs	1911
339.2	Fred Toney	1917		Paul Derringer	1940		Pete Donohue	1923		Danny Jackson	1988
333.2	Pete Schneider	1917	296.0	Noodles Hahn	1903	273.2	Mario Soto	1983	260.1	Elmer Riddle	1943
332.2	Bob Ewing	1907		Art Fromme	1912	273.0	Ewell Blackwell	1947	260.0	Harry Gaspar	1909
322.0	Dolf Luque	1923	293.2	Jack Harper	1904		Joey Jay	1962	259.2	Tom Seaver	1978
321.0	Noodles Hahn	1902		Bob Ewing	1908	271.0	Rube Benton	1914	257.2	Mario Soto	1982
319.0	Bucky Walters	*1939	293.1	Jack Billingham	*1973	270.0	Red Lucas	1929	257.1	Jose Rijo	1993
318.0	Orval Overall	1905	291.1	Eppa Rixey	1928	269.1	Red Lucas	1932	257.0	Joe Nuxhall	1955
313.1	Eppa Rixey	*1922	291.0	Dolf Luque	1925	269.0	Bob Phillips	1902	256.2	Mario Soto	1985
311.2	Bob Ewing	1905	289.0	J. Vander Meer	1943		George Johnson	1913	255.1	Jim Maloney	1965
309.0	Eppa Rixey	1923	287.2	Bob Ewing	1906	267.2	Charlie Chech	1905	253.2	Harry Gaspar	1911
307.0	Paul Derringer	*1938	288.1	Bob Purkey	1962	266.2	Jimmy Ring	1920		Bucky Walters	1942
305.0	Bucky Walters	*1940	287.1	Eppa Rixey	1925	266.0	George Suggs	1910	252.2	Bob Purkey	1960
304.2	Jake Weimer	1906	285.2	Pete Donohue	*1926	265.2	Dutch Ruether	1920		Jim O'Toole	1961
304.0	Dolf Luque	1921	285.0	Bucky Walters	1944		Rube Marquard	1921	251.2	Jim O'Toole	1962
303.0	George Suggs	1912	284.0	Ken Raffensberger	1949	265.1	Andy Coakley	1907	251.0	Jim Merritt	1969
302.0	Rube Benton	1912	282.1	Paul Derringer	1936	264.0	Johnny Couch	1922	250.2	Gary Nolan	1970
	Bucky Walters	*1941	281.1	Bill Phillips	1901	263.2	Sammy Ellis	1965		Tom Browning	1988
301.0	Eppa Rixey	1921	281.0	Carl Mays	1926	262.1	Si Johnson	1931	250.1	Brooks Lawrence	1957
	Pete Donohue	*1925	279.1	Art Fromme	1909		Tom Browning	1985		Jim Maloney	1963
	Paul Derringer	1939	276.2	Paul Derringer	1935	261.0	Jack Rowan	1910	250.0	Bob Purkey	1958
300.0	Fred Toney	1916		Ray Starr	1942		Dolf Luque	1922			* Led League
297.2	Noodles Hahn	1904	275.2	Pete Schneider	1915		Paul Derringer	1934			
297.0	Red Ames	1914	275.0	Harry Gaspar	1910		Ewell Blackwell	1950			

SINGLE-GAME PITCHING RECORDS - SINCE 1900

*MLB Record #Tied MLB Record ^NL Record @Tied NL Record

Club Records

Most Runs Allowed.....	25 (2x), Last: 9/23/1901 vs Brooklyn
Most Runs Allowed in One Inning	15, 5/21/1952 vs Brooklyn (1st inning)
Most Home Runs Allowed	7 (8x), 6/6/1939 at NYG, 6/24/1950 at NYG, 5/25/1979 at LAD, 5/31/2016 at Col, 8/22/2016 vs LAD, 7/26/2018 vs Phi, 6/1/2021 vs Phi, 7/19/21 vs NYM
Most Home Runs Allowed in One Inning.....	5 (4x), Last: 4/22/06 at Mil (4th inning), ties Major League record
Most Strikeouts (9 innings).....	18, 6/30/2018 vs Mil (Tyler Mahle 12, Kyle Crockett 1, David Hernandez 2, Dylan Floro 3)
Most Strikeouts (extra innings)	20, 7/28/2013 at LAD (11 inn., Cingrani 11, LeCure 4, Parra 2, Patech 3)
Most Walks	15, 4/18/1970 vs SF (9 innings) & 8/9/1942 vs Chc (18 innings)
Most Wild Pitches	5, 6/8/1999 at Min
Most Extra-Base Hits Allowed	14 (2x), 5/15/1911 at Phi (8 2b, 3 3b, 3hr), 5/31/2016 at Col (7 2b, 7hr)

Individual Records

Most At-Bats Faced.....	@49 (2x), Harley "Doc" Parker, 6/21/1901 at Brooklyn; Bill Phillips, 6/24/1901 at Philadelphia (G2)
Fewest Hits Allowed, Doubleheader, 18 Innings.....	*6, Fred Toney, 7/1/1917 vs Pittsburgh
Longest No-Hit CG	#10 Innings (2x), Fred Toney, 5/2/1917 vs Chicago; Jim Maloney, 8/19/1965 vs Chicago
Most Runs Allowed.....	*21, Harley "Doc" Parker, 6/21/1901 at Brooklyn
Most Hits Allowed.....	*26, Harley "Doc" Parker, 6/21/1901 at Brooklyn
Most Home Runs Allowed	5 (many times), Last: RHP Scott Feldman, 8/17/2017 at Cubs & LHP Brandon Claussen, 7/18/2005 vs Chi
Most Home Runs Allowed, Start of Game (tied ML record) ..	3, LHP Phil Dumatrait, 9/9/2007 vs Mil (Rickie Weeks, J.J. Hardy, Ryan Braun)
Most Home Runs Allowed in One Inning.....	#4 (many times), Last: RHP Scott Feldman, 8/17/2017 at Cubs (4th inning)
Most Consecutive Doubles Allowed in One Inning.....	*4, Pete Harnisch, 5/4/2000 at Philadelphia (1st inning)
Most Strikeouts (extra innings)	18, Jim Maloney 6/14/1965 vs New York (11 innings)
Most Strikeouts (9 Innings).....	16 (3x), Noodles Hahn, 5/22/1901 at Boston; Jim Maloney, 5/21/1963 at Milwaukee; Ron Villone, 9/29/2000 at St. Louis
Most Strikeouts by Reds Rookie Pitcher, Righthander.....	15, Gary Nolan, 6/7/1967 vs San Francisco
Most Strikeouts by Reds Rookie Pitcher, Lefthander.....	12 (2x), Amir Garrett, 4/19/2017 vs Bal & Dennis Reyes, 8/20/1998 at Pit
Most Strikeouts by Losing Pitcher (extra innings)	*18, Jim Maloney, 6/14/1965 vs New York, 11 innings (lost 1-0)
Most Consecutive Strikeouts by Relief Pitcher, Game	@6 (6x), Don Gullett, 8/23/1970 at New York (G2); Joe Price, 5/8/1985 at Philadelphia; Randy Myers, 9/8/1990 at Los Angeles; Rob Dibble, 4/23/1991 at Houston; Scott Williamson, 5/27/1999 vs Los Angeles; Alfredo Simon, 5/6/2013 vs Atlanta
Three Strikeouts On Nine Pitched Balls, Inning (Confirmed)	#Pedro Borbon, 6/23/79 vs San Francisco (9th inning) #Rob Dibble, 6/4/1989 vs San Diego (8th inning) #Carlos Contreras, 7/11/2014 vs Pittsburgh (7th inning) #Drew Storen, 4/18/2017 vs Baltimore (9th inning) #Kevin Gausman, 8/18/2019 vs St. Louis (9th inning)
Most Walks	13, Bud Podbielan, 5/18/1953 vs Brooklyn (10 innings)
Most Walks, Inning	7, Bob Ewing, 4/19/1902 vs Chicago (4th inning)
Most Hit Batters	4 (2x), Jake Weimer, 7/28/1907 vs NY Giants & Josh Smith, 7/4/2015 vs Milwaukee
Most Hit Batters, Inning	3, Raul Sanchez, 5/15/1960 vs Philadelphia (G1, 8th inning)
Most Balks, Inning	*3, Jim Owens, 4/24/1963 at Los Angeles (2nd inning)
Most Wild Pitches, Inning	3 (many times), Last: John Riedling, 4/11/2001 at Pittsburgh (7th inning)

Shutout in First Major League Start

Bob Spade.....	9/22/07 vs New York
Pete Schneider.....	6/28/14 vs Pittsburgh, G2
Mel Queen.....	4/16/67 vs San Francisco, G2
Wayne Simpson.....	4/9/70 at Los Angeles
Charlie Leibbrandt.....	4/13/80 vs Atlanta

4 Strikeouts in an Inning

Joe Nuxhall.....	8/11/59 vs Milwaukee, G1 (6th inning)
Mario Soto.....	5/17/84 vs Chicago (3rd inning)
Tim Birtsas.....	6/4/90 at San Francisco (7th inning)
Frankie Rodriguez.....	7/22/01 at Florida (7th inning)
Tony Cingrani.....	4/28/13 at Washington (4th inning)
(Denard Span, Bryce Harper, Ian Desmond, Adam LaRoche)	

15+ Strikeouts in a Game

Jim Maloney, RH.....	18.....	6/14/65 vs New York (11 inn.)
Ron Villone, LH.....	16.....	9/29/00 at St. Louis
Jim Maloney, RH.....	16.....	5/21/63 at St. Louis
Noodles Hahn, RH.....	16.....	4/22/1901 vs Chicago
Gary Nolan, RH.....	*15.....	6/7/67 vs San Francisco
Mario Soto, RH.....	15.....	9/9/80 at Atlanta
Mario Soto, RH.....	15.....	8/17/82 vs New York

* Reds rookie record



SEPTEMBER 16, 1988: ONE PERFECT NIGHT

In a 1-0 victory over the Los Angeles Dodgers on September 16, 1988, lefthander Tom Browning tossed the only perfect game in Cincinnati Reds history.

It was only the 14th perfect game of 9 innings or more in Major League history, just the third in modern National League history and the first no-hitter by a Reds pitcher since Tom Seaver blanked the Cardinals, 4-0, on June 16, 1978.

Browning's perfect game capped off an incredible season in which he posted an 18-5 record, including a 16-2 mark after June 6.

No-Hitters in Reds History (17)

Pitcher	Score
Charles Jones, 10/15/1892 vs Pittsburgh (ML debut)	Won, 7-1
Ted Breitenstein, 4/22/1898 vs Pittsburgh	Won, 11-0
Noodles Hahn, 7/12/1900 vs Philadelphia	Won, 4-0
Fred Toney, 5/2/1917 at Chicago (10 innings)	Won, 1-0
Hod Eller, 5/11/1919 vs St. Louis	Won, 6-0
*Johnny Vander Meer, 6/11/1938 vs Boston	Won, 3-0
*Johnny Vander Meer, 6/15/1938 at Brooklyn	Won, 6-0
Clyde Shoun, 5/15/1944 vs Boston	Won, 1-0
Ewell Blackwell, 6/18/1947 vs Boston	Won, 6-0
Jim Maloney, 8/19/1965 at Chicago, Game 1 (10 innings)	Won, 1-0
George Culver, 7/29/1968 at Philadelphia, Game 2	Won, 6-1
Jim Maloney, 4/30/1969 vs Houston	Won, 10-0
Tom Seaver, 6/16/1978 vs St. Louis	Won, 4-0
Tom Browning, 9/16/1988 vs Los Angeles (perfect game)	Won, 1-0
Homer Bailey, 9/28/2012 at Pittsburgh	Won, 1-0
Homer Bailey, 7/2/2013 vs San Francisco	Won, 3-0
Wade Miley, 5/7/2021 at Cleveland	Won, 3-0

* **Johnny Vander Meer** is the only pitcher in Major League history to throw no-hitters in consecutive appearances

Jim Maloney, 6/14/1965 vs New York

Lost, 1-0 (11 innings)
Had a no-hitter through 10 innings, allowed HR and single in the 11th

3 Reds pitchers, 5/26/1956 at Milwaukee

Lost, 2-1 (11 innings)
Johnny Klipstein pitched the first 7 innings, Hershell Freeman the 8th and Joe Black the ninth, 10th and 11th frames. With 2 outs in the 10th inning the Braves produced the first of their 2 hits.

No-Hitters vs Reds

Pitcher	Score
Cy Young, 9/18/1897 at Cleveland, G1	6-0
"Big" Jeff Pfeffer, 5/8/1907 at Boston	6-0
* James (Hippo) Vaughn, 5/2/1917 at Chicago	0-1
Tex Carleton, 4/30/1940 vs Brooklyn	3-0
Lon Warneke, 8/30/1941 vs St. Louis	2-0
Ken Johnson, 4/23/1964 at Houston	0-1
Don Wilson, 5/1/1969 vs Houston	4-0
Ken Holtzman, 6/3/1971 vs Chicago	1-0
Rick Wise, 6/23/1971 vs Philadelphia	4-0
** Roy Halladay, 10/6/2010 at Philadelphia	4-0
Jake Arrieta, 4/21/16 vs Chicago	16-0
Mike Fiers, 5/7/19 at Oakland	2-0

* Only double no-hit game in Major League history.

** Game 1 of the 2010 National League Division Series at Citizens Bank Park. **Roy Halladay's** no-hitter was only the second no-hitter in **Postseason history**, joining **Don Larsen's** perfect game for the **Yankees vs Brooklyn** in **Game 5** of the **1956 World Series**. **Halladay** allowed only 1 baserunner, a walk to **Jay Bruce** with 2 outs in the fifth, and threw first-pitch strikes to 25-28 batters.

On **4/21/2016** at Great American Ball Park, Cubs **RHP Jake Arrieta** threw a no-hitter vs the Reds...prior to that 16-0 loss, the Reds had produced at least 1 hit in **7,109 consecutive regular season games**, the longest active streak in the Major Leagues at that time...between no-hitters by Phi's **Rick Wise** on **6/23/1971** at Riverfront Stadium and **Arrieta** on **4/21/2016** at GABP, the Reds were held to **1 hit 33 times** during the regular season...according to Elias Sports Bureau, the **16 runs scored** by the Cubs were the second-most ever produced in a no-hitter...**Pud Galvin** of the **Buffalo Bisons** beat the **Detroit Wolverines**, 18-0, on **August 4, 1884**.

TEAM FIELDING, YEAR-BY-YEAR - SINCE 1900

* Led league, ^ Team records

Year	Pct.	E	DP	Year	Pct.	E	DP	Year	Pct.	E	DP	Year	Pct.	E	DP
1900	.945	341	120	1931	.973	165	194* [^]	1961	.977	134	124	1991	.979	125	131
1901	.940	355	102	1932	.971	178	129	1962	.977	145	144	1992	.984	96	128
1902	.945	322	118*	1933	.971	177	139	1963	.978	135	127	1993	.980	121	133
1903	.946	312	84	1934	.970	181	136	1964	.979*	130*	137	1994	.983	73	91
1904	.954	301	81	1935	.966	204	139	1965	.981*	117*	142	1995	.986*	79*	140
1905	.953	310	122*	1936	.969	191	150	1966	.980	122	133	1996	.980	121	145
1906	.959	262	97	1937	.966	208	139	1967	.980	121*	124	1997	.982	106*	129
1907	.963	227	118	1938	.971	172	133	1968	.978	144	144	1998	.980	122	142
1908	.959	255	72	1939	.974	162	170	1969	.974	167	158	1999	.983	105	139
1909	.952	309	120*	1940	.981*	117*	158	1970	.976	151	173	2000	.982	111	156
1910	.955	291	103	1941	.975*	152*	147	1971	.984*	103*	174	2001	.978	138	136
1911	.955	295	108	1942	.971	177	158*	1972	.982*	110*	143	2002	.981	120	169
1912	.960	249	102	1943	.980*	125*	193*	1973	.982*	115*	162	2003	.977	141	152
1913	.961	251	104	1944	.978	137	153	1974	.979	134	151	2004	.981	113	123
1914	.952	314	113	1945	.976	146	138	1975	.984	102	173	2005	.983	104	133
1915	.966*	222	148*	1946	.975	155	192*	1976	.984*	102*	157	2006	.979	128	139
1916	.965	228	126*	1947	.977	138	134	1977	.984*	95*	154	2007	.984	95	155
1917	.962	247	120	1948	.973	158	135	1978	.978	134	120	2008	.981	114	156
1918	.964	192	127*	1949	.977	138	150	1979	.980	124	152	2009	.985	89	161
1919	.974*	151*	98	1950	.976	140	132	1980	.983*	106*	144	2010	.988* [^]	72* [^]	142
1920	.968	200	125	1951	.977	140	141	1981	.981*	80*	99	2011	.985	91	146
1921	.969	193	139	1952	.982*	107	145	1982	.980	128	158	2012	.985	89	113
1922	.968	205	147	1953	.978	129	176*	1983	.981	114*	121	2013	.988	76	131
1923	.969	202	144	1954	.977	137	194* [^]	1984	.977	139	116	2014	.988*	72*	120
1924	.966	217	142	1955	.977	139	169	1985	.980	122	142	2015	.985	90	131
1925	.968	203	161	1956	.981*	113	147	1986	.978	140	160	2016	.983	102	142
1926	.972	183	160	1957	.982*	107*	139	1987	.979	130	137	2017	.986	81	133
1927	.973*	165*	160	1958	.983*	100*	148	1988	.980	125	131	2018	.984	95	144
1928	.974	162	194 [^]	1959	.978	126	157	1989	.980	121	108	2019	.984	91	125
1929	.974	162	148	1960	.979*	125*	155	1990	.983*	102*	126	2020	.986	27	36
1930	.973	161*	164									2021	.984	91	124

FIELDING RECORDS - SINCE 1900
Club Records

Highest Fielding Average.....	.988 (3x), 2010, 2013, 2014
Lowest Fielding Average.....	.940, 1901
Most Errors.....	355, 1901
Fewest Errors.....	27, 2020 (60-game season); 72 (2x), 2010, 2014
Most Chances.....	6,399, 1915
Fewest Chances.....	1,981, 2020 (60-game season); 5,655, 1950
Most Putouts.....	4,471, 1968
Fewest Putouts.....	1,512, 2020 (60-game season); 4,006, 1930
Most Assists.....	2,151, 1905
Fewest Assists.....	442, 2020 (60-game season); 1,422, 2021
Fewest Assists in One Game.....	0, 8/20/1997 vs Colorado
Most Double Plays.....	194 (3x), 1928, 1931, 1954
Fewest Double Plays.....	36, 2020 (60-game season); 108, 1989
Most Triple Plays.....	2, 1995
Most Consecutive Errorless Games.....	15, 1975
Most Consecutive Errorless Games To Begin A Season.....	8, 2005
Most Errorless Games.....	106, 2010
Most Passed Balls.....	39, 1914
Fewest Passed Balls.....	3, 1975

Individual Records

First Base

Most Putouts.....	1,710, Wally Pipp, 1926
Most Assists.....	173, Joey Votto, 2011
Fewest Errors.....	2, Sean Casey, 2005
Most Double Plays.....	166, Ted Kluszewski, 1954
Highest Fielding Average.....	.998 (2x), Dan Driessen, 1982 & Sean Casey, 2005
Most Years Leading League in Fielding, Career.....	5, Ted Kluszewski (1951-55)
@Most Years Leading League in Putouts, Career.....	6, Frank McCormick (1939-45)

Second Base

Most Assists.....	588, Hughie Critz, 1926
*Fewest Errors.....	2 (2x), Bret Boone, 1997 & Brandon Phillips, 2014
@Most Errors, Inning.....	3, Kermit Wahl, 9/18/45 vs Boston
Most Double Plays.....	130, Tommy Helms, 1971
*Highest Fielding Average.....	.997, Bret Boone, 1997

Third Base

Fewest Errors.....	7, Buddy Bell, 1987
Most Double Plays.....	39, Babe Adams, 1953
Highest Fielding Average.....	.979, Buddy Bell, 1987
@Most Assists, 9-Inning Game.....	11, Chris Sabo, 4/7/88 vs St. Louis
@Most Unassisted Double Plays, Season.....	3, Heinie Groh, 1915

Shortstop

Most Putouts.....	391, Buck Herzog, 1915
*Most Putouts With No Assists, Game.....	9, Buck Herzog, 5/26/1916 vs Chicago
Fewest Errors.....	5, Kyle Farmer, 2021
@Most Errors, Opening Game of Season.....	4, Pokey Reese, 3/31/98 vs San Diego
Most Double Plays.....	129, Roy McMillan, 1954
@Most Double Plays, 9-Inning Game.....	5, Dave Concepcion, 6/25/75 at Atlanta
@Most Double Plays Started, Game.....	4, Billy Myers, 6/4/39 at New York
Highest Fielding Average.....	.988, Kyle Farmer, 2021
*Most Consecutive Games, Career.....	584, Roy McMillan, 9/16/51 to 8/6/55

Catcher

Most Putouts.....	1,008, Johnny Edwards, 1963
*Fewest Putouts, Season.....	471, Ray Mueller, 155 Games, 1944
*Fewest Chances Accepted, Season.....	536, Ray Mueller, 155 Games, 1944
Most Assists.....	170, Ivy Wingo, 1916
Fewest Errors.....	1, Brayan Pena, 2015 (84gs) and Tucker Barnhart, 2017 (105gs) & 0, Tyler Stephenson, 2021 (65gs)
Most Double Plays.....	18, Larry McLean, 1910
Highest Fielding Average, Season.....	.999, Tucker Barnhart, 2017 (105gs) & 1.000, Tyler Stephenson, 2021 (65gs)
*Most Games Catching All Club's Games, Season.....	155, Ray Mueller, 1944
*Most Consecutive Games, Season.....	155, Ray Mueller, 4/18-10/1, 1944
*Most Games Caught, Rookie.....	154, Johnny Bench, 1968
*Most Years With 100 or More Games Caught.....	13, Johnny Bench, 1968-80
*Most Consecutive Years with 100 or More Games Caught.....	13, Johnny Bench, 1968-80
@Fewest Passed Balls, Season.....	0, Johnny Bench, 121 Games, 1975
@Most Passed Balls, Game.....	6, Harry Vickers, 10/4/1902 at Pittsburgh

Left Field

Fewest Errors.....	0, Ryan Ludwick, 2014
Highest Fielding Average.....	1.000, Ryan Ludwick, 2014

Center Field

Most Putouts.....	447, Gus Bell, 1953
Fewest Errors.....	0, Billy Hamilton, 2015
Most Double Plays.....	12, Cy Seymour, 1905
Highest Fielding Average.....	1.000, Billy Hamilton, 2015

Right Field

Most Putouts.....	392, Babe Herman, 1932
Most Assists.....	39, Mike Mitchell, 1907
Fewest Errors.....	1, Paul O'Neill, 1992
Most Double Plays.....	10, Mike Mitchell, 1907
Highest Fielding Average.....	.997, Paul O'Neill, 1992

* Major League Record; ^ NL record; @ Tied for NL record

MISCELLANEOUS RECORDS - SINCE 1900
Most Games by Position (Career)

Pos.	Player	Years	Games	Pos.	Player	Years	Games
1B	Joey Votto	2007-21	1,847	CF	Vada Pinson	1958-68	1,497
	Ted Kluszewski	1947-57	1,255	LF	Adam Dunn	2001-08	940
2B	Brandon Phillips	2006-16	1,586	RF	Jay Bruce	2008-15	1,167
	Ron Oester	1978-90	1,171	C	Johnny Bench	1967-83	1,742
	Joe Morgan	1972-79	1,116	SP	Eppa Rixey	1921-33	356
SS	Dave Concepcion	1970-88	2,178	RP	Pedro Borbon	1970-79	527
	Barry Larkin	1986-2004	2,081				
3B	Heinie Groh	1913-21	883				

Single-Season Records

Most Games Played	163 (8x), Last: 2005
Most Games Won	108, 1975
Most Games Won, Home	64, 1975
Most Games Won, Road	53 (2x), 1972, 1976
Most Consecutive Games Won	12 (2x), 1939, 1957
Most Games Won, One Month	24 (2x), August 1918; July 1973
Highest Winning Pct.	.686, 96-44, 1919
Highest Winning Pct., Home	.790, 64-17, 1975
Highest Winning Pct., Road	.679, 53-25, 1972
Most Wins vs NL East Division	48, 1972, 1975
Most Wins vs NL Central Division	50, 2002
Most Wins vs NL West Division	60, 1975
Most Wins vs One Opponent (since 1969)	16, 1980 vs Atlanta (16-2)
Highest Winning Pct. vs One Opponent (since 1969, minimum two series)	.923, 1995 vs Houston (12-1)
Most Games Lost	101, 1982
Most Games Lost, Home	54, 2001
Most Games Lost, Road	57, 1931
Most Consecutive Games Lost	19, 9/5-9/23, 1914
Most Games Lost, One Month	26, September 1914
Lowest Winning Pct.	.344, 1934 (52-99)
Lowest Winning Pct., Home	.333, 2001 (27-54)
Lowest Winning Pct., Road	.260, 1931 (20-57)
Most Losses vs One Opponent	21, 1945 vs Chicago (1-21)
Most 1-Run Games	69, 1946
Most 1-Run Games Won	41, 1940
Most 1-Run Games Lost	41, 1916 & 1946
Fewest Times Shut Out, Season	0, 2000 (163g)
Most Times Shut Out, Season	24, 1908
Highest Attendance, Home, Season (All-Time)	2,629,708, 1976, Riverfront Stadium
Highest Attendance, Home, Season at Great American Ball Park	2,492,059; 2013
Highest Attendance, Road, Season	3,016,074; 2000

Single-Game Records

Largest Margin Of Victory	23, 6/4/1911 vs Boston (26-3)
Largest Margin of Defeat	21, 7/6/2009 at Phi (22-1 loss)
Largest Margin of Defeat at Home	19, 9/23/1901 vs Brooklyn (25-6 loss)
Longest Game, Time, 9 innings	4:10, 9/6/2019 vs Ari (7-5 loss)
Longest Game, Time, Extra Innings	6:11, 5/25/11 at Phi (19 innings)
Longest Game, Innings	21, 9/1/1967 vs San Francisco
Highest Attendance, Regular Season Game	55,596, 4/3/2000 vs Milwaukee
Highest Attendance, Postseason Game	56,393; 10/16/1975, World Series Game 5 vs Boston

THE LAST TIME IT HAPPENED...

Club

Tie.....	6/30/2005 vs Hou, 2-2 tie (7 innings)
Suspended game (home, road).....	4/20-4/21, 2021 vs Ari (5-4 loss, 9 innings) & 5/26-5/27, 2021 at Wsh (5-3 loss, 9 innings)
Rain-shortened completed game in Cincinnati.....	6/30/2021 vs SD (7-5 loss, 5.1 innings) & 9/8/2018 vs SD (7-2 win, 7 innings)
Rain-shortened completed game on the road.....	8/1/2019 at Atl (4-1 loss, 6 innings)
1-0 win at home.....	5/5/21 vs WSox (Jesse Winker walkoff single off Liam Hendriks, 10th inning)
1-0 win on the road.....	9/16/21 at Pit (Asdrúbal Cabrera sac fly off Cody Ponce, 7th inning)
1-0 loss at home.....	4/3/2019 vs Mil (Manny Piña RBI-single)
1-0 loss on the road, 9 innings.....	5/28/2021 at Cubs (David Bote HR)
1-0 loss on the road, extra innings.....	9/21/2018 at Mia (Isaac Galloway walkoff double, 10th inning)
Home run in 1-0 win.....	José Iglesias, 5/1/2019 at NYM off Edwin Diaz
Home run in 1-0 loss.....	David Bote, 5/28/2021 at Cubs off Vladimir Gutierrez
Home run in 1-0 loss, HR by opposing pitcher.....	RHP Noah Syndergaard, 5/2/2019 at NYM off Tyler Mahle
2 straight walkoff wins.....	4/8 & 4/9, 2015 vs Pit (5-4 in 11 innings, 3-2)
2 straight walkoff wins, both in extra innings.....	9/10 & 9/11, 2010 vs Pit (4-3 in 12 innings, 5-4 in 10 innings)
2 straight walkoff losses.....	8/31g2 & 9/1g1, 2019 at StL (3-2, 4-3)
3 straight walkoff losses.....	7/8-7/10, 2010 at Phi (4-3 in 12 innings, 9-7 in 10, 1-0 in 11)
3 straight extra-inning losses.....	7/8-7/10, 2010 at Phi (4-3 in 12 innings, 9-7 in 10, 1-0 in 11)
Walkoff win on Opening Day.....	3/31/2011 vs Mil, 7-6 win (Ramon Hernandez 3-run walkoff HR off John Axford)
Walkoff home run on Opening Day.....	3/31/2011 vs Mil, 7-6 win (Ramon Hernandez 3-run walkoff HR off John Axford)
Gave up a 9-run lead in a win.....	8/25/2010 at SF (led 10-1, won 12-11)
Gave up a 9-run lead in a loss.....	4/28/2004 at Mil (led 9-0, lost 10-9)
Doubleheader sweep at home, scheduled 7 innings.....	9/14/2020 vs Pit, 3-1 and 9-4 wins (traditional DH)
Doubleheader sweep at home, scheduled 9 innings.....	7/8/2014 vs Cubs, 4-2 and 6-5 wins
Doubleheader sweep on the road, scheduled 7 innings.....	8/27/2020 at Mil, 6-1 and 6-0 wins (traditional DH)
Doubleheader sweep on the road, scheduled 9 innings.....	6/5/1999 at KC, 9-4 and 7-4 win in 10 innings (day/night DH)
Doubleheader sweep by an opponent, at home.....	9/17/2016 vs Pit, 10-4 and 7-3 losses
Doubleheader sweep by an opponent, on the road.....	8/31/2019 at StL, 10-6 and 3-2 losses (day/night DH)
Doubleheader shutouts.....	8/16/1961 at LA (Bob Purkey, 6-0 & Jim O'Toole, 8-0)
Traditional doubleheader.....	6 in 2020, Last: 9/14/2020 vs Pit, 3-1 and 9-4 wins (7-inning DH)
Day/Night doubleheader.....	9/1/2019 at StL, 4-3 loss and 5-3 win
Scheduled doubleheader.....	9/17/87 at LAD (Dodger Stadium)
4-game sweep at home.....	2 in 2021, 8/5-8/8 vs Pit (7-4, 10-0, 11-3, 3-2) & 8/19-8/22 vs Mia (6-1, 5-3, 7-4, 3-1)
4-game sweep on the road.....	6/3-6/6, 2021 at StL (4-2, 6-4, 5-2, 8-7)
4-game sweep by an opponent, at home.....	5/17-5/20, 2021 vs SF (3-6, 2-4, 0-4, 4-19)
4-game sweep by an opponent, on the road.....	6/17-6/20, 2021 at SD (4-6, 2-8, 5-7, 2-3)
Shutout win in extra innings at home.....	5/5/21 vs WSox, 1-0 win in 10 innings
Shutout win in extra innings on the road.....	8/30/1989 at StL, 2-0 win in 13 innings
Shutout loss in extra innings, at home.....	5/30/2010 vs Hou, 2-0 loss in 10 innings (6/29/1991 vs Mil, 1-0 loss in 11 innings)
Shutout loss in extra innings, on the road.....	9/21/2018 at Mia, 1-0 loss in 10 innings
Shutouts in first 2 games of the year.....	4/9 & 4/11, 1980 (Frank Pastore, CG, 9-0 win vs Atl & Mike LaCoss, CG, 6-0 win vs Atl)
2 straight shutout wins.....	5/5 vs WSox (1-0 in 10 innings) & 5/7 at Cle (3-0), 2021
2 straight shutout wins at home.....	7/3 & 7/4, 2019 vs Mil (3-0, 1-0)
2 straight shutout wins on the road.....	5/9 at Oak (3-0) & 5/10 at SF (7-0), 2019
3 straight shutout wins.....	6/21-6/23, 1963 vs Hou (3-0, 3-0, 4-0)
2 straight shutout losses.....	8/5-8/6, 2020 (0-2 at Cle, 0-13 at Cle)
3 straight shutout losses.....	4/3-4/5, 2019 (0-1 vs Mil, 0-2 at Pit, 0-2 at Pit)
28-hit game (club record).....	5/13/1902 vs Phi & 5/19/1999 at Col
25- or 26-hit game.....	26 hits, 8/3/1989 vs Hou
23- or 24-hit game.....	24 hits, 7/13/2019 at Col
21- or 22-hit game.....	22 hits, 9/26/2016 at StL
20-hit game.....	20 hits, 4/27/2018 at Min
All 9 starting players with a hit, including the pitcher.....	8/10/2019 vs Cubs (10-1 win)
All 8 starting position players with a hit.....	8/14/2019 at Wsh (17-7 loss)

8 or 9 doubles in a game	9 (2x, club record), 5/19/1999 at Col & 4/16/2016 at StL
3, 4 or 5 triples in a game	5, 7/13/19 at Col (Nick Senzel 2, Phillip Ervin, José Peraza, Eugenio Suárez, tied club record, 8th time)
2 triples in an inning	José Peraza & Nick Senzel, 7/13/19 at Col (3rd inning)
Back-to-back triples	Barry Larkin & Dmitri Young, 6/29/2000 vs StL (3rd inning)
7 homers in a game, opponent (club record, 8 times)	Last: 6/1/2021 vs Phi (9 innings) & 7/19/2021 vs NYM (11 innings)
3 homers, all in extra innings	6/21/2010 at Oak (Ramon Hernandez, Joey Votto, Scott Rolen)
2 grand slams in a game	4/21/2015 at Mil (Jay Bruce, Todd Frazier), tying club record (4th time)
3 homers in an inning	5/2/2021 vs Cubs, Nick Castellanos, Mike Moustakas, Eugenio Suárez, all off Trevor Williams (3rd inning)
4 homers in an inning	7/4/2010 at Cubs, Brandon Phillips, Jonny Gomes, Corky Miller, Drew Stubbs (7th inning)
3 HR in an inning, opponent	6/1/2021 vs Phi, Andrew McCutchen, Odubel Herrera, Rhys Hoskins off Hembree & Garrett 2 (6th inning)
3 consecutive homers	Eugenio Suárez, Jesse Winker & Derek Dietrich, 5/5/2019 vs SF, all off Jeff Samardzija (1st inning)
3 consecutive homers, opponent	Tim Anderson, Yasmani Grandal & José Abreu , 9/19/2020 vs CWS, all off R. Stephenson (8th inning)
20 HR, 3-game series, both teams (club record)	9/3-9/5, 1999 at Phi (Cin 15, Phi 5)
2 pinch-hit homers in 1 game	9/19/2021 vs LAD, TJ Friedl (1st career, 6th inning) & Joey Votto (2nd career, 9th inning)
10-run or more inning	10, 7/29/2019 vs Pit (2nd inning)
10-run or more inning, opponent	10, 8/6/2020 at Cle (7th inning)
10 runs scored, 3 consecutive games	5/13-5/15, 1998 vs Fla (10-4, 11-8) & vs Cubs (11-3)
10 runs allowed, 3 consecutive games	8/23-8/25, 2010 at SF (2-11, 5-16, 11-12 in 12 innings)
Triple play	31 times, most recently on 4/17/2021 vs Cle (Josh Naylor, L-3-3-5; 1B Joey Votto, 3B Max Schrock)
Triple play by opponent	7/29/2020 vs Cubs, (Shogo Akiyama lineout, 5-5-3)
Turn 6 GDP in a game	6/20/1925 vs NYG & 5/1/1955 at NYG (16 innings)
Turn 5 GDP in a game	8/21/2021 vs Mia
10 stolen bases in a game	5/29/1913 at StL (club record)
9 stolen bases in a game	5/30/1976 vs LA
7 stolen bases in a game	5/18/1997 vs SD
6 stolen bases in a game	6/29/2015 vs Min
5 stolen bases in an inning	4/19/2016 vs Col, Jay Bruce 2, Tyler Holt, Billy Hamilton, Joey Votto (2nd inning)
4 stolen bases in an inning	4/10/2017 at Pit, Billy Hamilton & José Peraza, Adam Duvall, Eugenio Suárez (2nd inning)
Combined 1-hitter, Reds pitchers (9 innings)	9/14/2019 at Ari (Anthony DeSclafani 8.0, Joel Kuhnel 1.0, Nick Ahmed double, 1-0 loss)
Combined 1-hitter, Reds pitchers (7 inn.) ..	8/27/2020 at Mil (Wade Miley 4.0, Lucas Sims 2.0, Raisel Iglesias 1.0, Luis Urias single, 6-0 win)
Combined 1-hitter, opponent	7/21/2021 vs NYM (Marcus Stroman 8.0, Jeurys Familia 1.0, Aristides Aquino single, 7-0 loss)
Loss When Allowing 1 Hit	9/14/2019 at Ari (Anthony DeSclafani 8.0, Joel Kuhnel 1.0, Nick Ahmed double, 1-0 loss)
4 straight CG	6/3/1981 at SF (Frank Pastore, 6-2 win), 6/5/1981 vs Mtl (Mario Soto, 6-3 win), 6/6/1981 vs Mtl (Tom Seaver, 9-3 win), 6/7/1981 vs Mtl (Bruce Berenyi, 2-0 win)
3 straight CG	7/29/1984 at LA (Mario Soto, 1-0 loss), 7/31/1984 vs SF (Jay Tibbs, 3-0 win), 8/1/1984 vs SF (Joe Price, 6-3 win)
2 straight CG	7/1/2013 vs SF (Bronson Arroyo, 8-1 win, 6 inn) & 7/2/2013 vs SF (Homer Bailey, 3-0, no-hitter)
2 straight CG shutouts	5/11/2010 at Pit (Johnny Cueto, 9-0 win, 1-hitter) & 5/12/2010 at Pit (Homer Bailey, 5-0 win, 4-hitter)
3 straight CG shutouts (only twice in team history)	6/18-6/20, 1908 at Phi (Bob Ewing, Billy Campbell, Andy Coakley 6/21-6/23, 1963 vs Hou (Jim Maloney, John Tsitouris, Bob Purkey)
2 straight CG, opponent	9/7/2003 at StL (Matt Morris, 9-0 loss) & 9/8/03 vs Pit (Josh Fogg, 9-1 loss)
3 blown saves in a game	5/25/2008 at SD (David Weathers, Francisco Cordero, Bill Bray)
6 errors in a game	9/23/2006 vs Cubs (Ray Olmedo 2, Dewayne Wise, Edwin Encarnacion, Javier Valentin, Brandon Phillips)
5 errors in a game	8/24/2008 at Col (Jay Bruce 2, Brandon Phillips, Joey Votto, Edwin Encarnacion)
4 run-scoring walks in a game, Reds pitchers	7/17/2016 at Cle (Steve Delabar 4, all in the 5th inning)
Most walks issued in a 4-game series	30 walks, 5/18-5/20, 2018 vs Cubs (club record)

Individual

Hit for the cycle.....	Eric Davis, 6/2/1989 vs SD
Hit for the cycle, opponent.....	Christian Yelich, twice in 2018, 8/29 at GABP & 9/17 at Miller Park
Inside-the-park home run	Jay Bruce, 6/15/2012 at NYM (Dillon Gee) (Ramon Santiago, 7/6/2014 vs Mil, after review was overturned as a putout by the RF because of fan interference)
Inside-the-park home run, opponent	Tommy La Stella, 6/25/2019 at LAA (Tyler Mahle)
Switch-hit homers in a game	Javier Valentin, 7/17/2005 vs Col (Jamey Wright & Brian Fuentes)
Switch-hit homers in a game, opponent	Ben Zobrist, 4/13/2014 vs TB (off Tony Cingrani & Nick Christiani)
Pinch-hit grand slam homer.....	Matt Davidson, 8/21/2020 at StL off Tyler Webb
Pinch-hit grand slam homer (pitcher)	Michael Lorenzen, 6/30/2018 vs Mil off Jacob Barnes
Pinch-hit grand slam homer, opponent.....	Colin Moran, 8/24/19 at Pit off Lucas Sims
Pinch-hit appearance by a pitcher	Wade Miley, 7/17/2021 vs Mil, grounded out off Jandel Gustave in 11th inning
Pinch hit by a pitcher	Michael Lorenzen, 9/8/2019 vs Ari, walk-off RBI-double off T.J. McFarland
Pinch-hit appearance by a pitcher, opponent	Wil Crowe, 9/16/2021 at Pit, was struck out by Tyler Mahle
Pinch hit by a pitcher, opponent.....	Joe Musgrove, 6/19/2021 at SD, bunt single off Vladimir Gutierrez
Pinch-hit walk by a pitcher.....	Michael Lorenzen, 4/9/2019 vs Mia off Wei-Yin Chen
Pinch-hit walk by a pitcher, opponent.....	Jacob deGrom, 9/9/2017 at NYM off Homer Bailey
Homer in 1st ML game	Tyler Stephenson, 7/27/2020 vs Cubs off Duane Underwood Jr.
Homer in 1st ML plate appearance	Tyler Stephenson, 7/27/2020 vs Cubs off Duane Underwood Jr.
Homer in 1st ML plate appearance, pinch hitter.....	Ted Tappe, 9/14/1950 at Brooklyn
Homer in 1st Reds plate appearance.....	Tyler Stephenson, 7/27/2020 vs Cubs off Duane Underwood Jr.
Homer as 1st ML hit	TJ Friedl, 9/19/2021 vs LAD off Tony Gonsolin
Pinch-hit homer as 1st ML hit.....	TJ Friedl, 9/19/2021 vs LAD off Tony Gonsolin
2 homers in an inning	Aaron Boone, 8/9/2002 vs SD off Brett Tomko (1st inning)
3 homers in a game, opponent.....	Adrian Gonzalez, 8/22/2016 vs LAD off Jumbo Diaz & Blake Wood 2
4 homers in a game, opponent.....	Mark Whiten, 9/7/1993/g2 vs StL (4hr, 12rbi)
16 total bases, opponent.....	Kris Bryant, 6/27/2016 vs Cubs (2 2B, 3 HR)
Home run by a pitcher, Starter	Tanner Roark, 6/1/2019 vs Wsh off Erick Fedde
Home run by a pitcher, Reliever.....	Michael Lorenzen, 9/4/2019 vs Phi off Blake Parker
Home run by a pitcher, opponent.....	Noah Syndergaard, 5/2/2019 at NYM off Tyler Mahle
Pinch-hit home run by a pitcher.....	Michael Lorenzen, twice in 2018, 6/30 vs Mil off Jacob Barnes (grand slam) & 6/24 vs Cubs off Mike Montgomery
4 homers in a season, pitcher as primary position	Michael Lorenzen, 2018 (2 as a pitcher, 2 as a pinch hitter)
3 homers in a season, pitcher	Micah Owings, 2009
Grand Slam	4 in 2021, Kyle Farmer last on 9/26 vs Wsh off Ryne Harper
Grand slam by a Reds pitcher	Twice in 2018, Michael Lorenzen, 6/30/2018 vs Mil off Jacob Barnes (pinch-hit) & Anthony DeSclafani, 6/23/2018 vs Cubs off Brian Duensing
Grand slam, opponent.....	6 in 2021, Cole Tucker last on 10/1 at Pit off Dauri Moreta
Grand slam by an opposing pitcher.....	Chris Carpenter, 10/1/2009 vs StL off Kip Wells
Leadoff home run	12 times in 2021, India 5, Naquin 3, Winker 3, Suárez 1, India last on 9/7 at Cubs off Adrian Sampson
Leadoff home run, consecutive appearances.....	Tyler Naquin, 4/6/21 vs Pit off Trevor Cahill & 4/7/21 vs Pit off Chad Kuhl
Leadoff home run, 1st pitch.....	3 times in 2021, Tyler Naquin on 4/7 vs Pit off Chad Kuhl, Jesse Winker on 4/27 at LAD off Walker Buehler Jonathan India on 7/30 at NYM off Carlos Carrasco
Leadoff home run, opponent	2 times in 2021, Tommy Pham on 6/18 at SD off Tony Santillan Tommy Edman on 8/1/g2 vs StL off Sonny Gray
Leadoff home runs by Reds & opponent, same game	8/29/2020/g2 vs Chi, Chi's Ian Happ off Tejay Antone & Joey Votto off Alec Mills
Consecutive homers to lead off 1st	Nick Senzel & Joey Votto, 6/12/2019 at Cle off Zach Plesac
Consecutive homers to lead off 1st, opponent	Jimmy Rollins & Wil Nieves, 5/18/2014 at Phi off Tony Cingrani
3 consecutive homers to lead off 1st, opponent.....	Rickie Weeks, J.J. Hardy & Ryan Braun, 9/9/2007 vs Mil off Phil Dumatrait
2 consecutive homers to lead off season, opponent	Rickie Weeks & Carlos Gomez, 3/31/2011 vs Mil off Edinson Volquez

Game-ending homer.....	Nick Castellanos, 9/25/2021 vs Wsh off Patrick Murphy (9th inning)
Game-ending homer, rookie.....	Tyler Stephenson, 9/14/21/g1 vs Pit off Sam Howard (7th inning)
Game-ending homer, opponent.....	4 times in 2021, Last: Jason Heyward, 9/8/2021 at Cubs off Brad Brach (10th inning)
Game-ending homer on Opening Day.....	Ramon Hernandez, 2011 vs Mil off John Axford
Game-ending pinch-hit homer.....	Rookie Tyler Stephenson, 9/14/2020/g1 vs Pit off Sam Howard
Game-ending pinch-hit homer, opponent.....	Ike Davis, 4/5/2014 at NYM off J.J. Hoover (grand slam)
Game-ending grand slam.....	Todd Frazier, 6/17/2015 vs Det off Joakim Soría
Game-ending grand slam, opponent.....	Pinch hitter Ike Davis, 4/5/2014 at NYM off J.J. Hoover
Game-ending pinch-hit grand slam.....	Don Pavletich, 6/11/1967 vs Hou off Dan Schneider
Game-ending pinch-hit grand slam, opponent.....	Ike Davis, 4/5/2014 at NYM off J.J. Hoover
Game-ending hit, Reds pitcher.....	Randy Keisler, 5/24/2005 vs Wsh, singled off Luis Ayala, 4-3 win in 14 innings
Game-ending hit by a Reds pitcher as a pinch hitter.....	Michael Lorenzen, 9/8/2019 vs Ari, walk-off RBI-double off T.J. McFarland
Homer in 5, 6 or 7 consecutive games.....	club record 7 games, Joey Votto, 7/24-7/30, 2021 (9hr)
Homer in 3 or 4 consecutive games.....	4 games, Nick Castellanos, 9/24-9/27, 2021 (4hr)
Multiple homers in each of 2 consecutive games.....	Joey Votto, 7/27 & 7/28, 2021 at Cubs (4hr)
5 homers in 2 games.....	Barry Larkin, 6/27/1991 vs SD (2hr) & 6/28/1991 vs Hou (3hr)
7 homers in 5 games (tied club record, Johnny Bench 1972, Jay Bruce 2010).....	Joey Votto, 7/24-7/28 & 7/25-7/29 & 7/26-7/30, 2021
8 homers in 6 games (club record).....	Joey Votto, 7/24-7/29 & 7/25-7/30, 2021
9 homers in 7 games (club record).....	Joey Votto, 7/24-7/30, 2021 (9hr)
5 homers in a 3-game series.....	Jesse Winker, 5/21-5/23, 2021 vs Mil
6 homers in a 4-game series (tied club record, Johnny Bench 1970).....	Joey Votto, 7/26-7/29 at Cubs
Homer in 4 straight plate appearances.....	4 (club record), Scooter Gennett, 6/6/2017 vs StL
3 hits in ML debut.....	Jay Bruce, 5/27/2008 vs Pit
Hit in 1st ML plate appearance, pitcher.....	R.J. Alaniz, 9/28/2019 at Pit (RBI-single off Alex McRae)
Hit in 1st ML plate appearance, player.....	Alejo Lopez, 6/28/21 vs Phi (single on first pitch from Bailey Falter)
Hits in 10 consecutive at bats.....	Woody Williams, 9/5-9/6, 1943 & Bip Roberts, 9/19-9/23, 1992 (club record)
Hits in 8 or 9 consecutive at bats.....	9 at bats, Dmitri Young, 6/27-6/29, 2001
Hits in 7 consecutive at bats.....	Scooter Gennett, 5/26-5/27, 2018 (7 consecutive plate apps)
8 consecutive hits, all home runs.....	Joey Votto, 7/24-7/29, 2021
Reach base safely in 6 plate apps, game.....	Rookie Jonathan India, 7/19/2021 vs NYM (1B, 2B, 3 BB, 1 HBP)
Reach base safely in 6 consecutive plate apps, pinch hitter.....	Fred Lewis, 6/13-7/2, 2011
Reach base safely in 5 consecutive plate apps, pinch hitter.....	Jesse Winker, 4/16-5/4, 2018 (BB, RBI-1B, 2B, 1B, 1B)
Hits in 4 consecutive plate apps, pinch hitter.....	Phillip Ervin, 7/15-7/27, 2019 (1B, HR, 3B, 1B)
Hits in 5 consecutive plate apps, pinch hitter.....	Rick Auerbach, 8/14-9/13, 1978
2 hits in an inning, player.....	3 times in 2021, Jonathan India on 5/13 at Col, Kyle Farmer on 8/5 vs Pit, Joey Votto on 8/16 vs Cubs (7th)
2 hits in an inning, pitcher.....	Mark Portugal, 6/29/1996 vs Cubs
2 hits in an inning, at least 3 batters.....	7 batters (Major League record), 8/3/89 vs Hou (1st inning, 14 runs)
2 hits in an inning, 2 batters.....	Joey Votto & Scooter Gennett, 4/27/2018 at Min (5th inning)
1 single & 1 homer in an inning.....	Jonathan India, 5/13/21 at Col (8th inning, single, 3-run HR)
1 double & 1 homer in an inning.....	Eugenio Suárez, 8/24/2015 vs Det (6th inning)
1 triple & 1 homer in an inning.....	Brandon Phillips, 8/24/2015 vs Det (6th inning)
6 hits in a game.....	Phillip Ervin, 6 hits on 7/13/2019 at Col (1B, 3B, 2B, 1B, 1B, 1B)
6 hits in a game, opponent.....	Christian Yelich, 8/29/2018 vs Mil
5 hits in a game.....	3 times in 2021, Nick Castellanos on 5/2 vs Cubs, Tyler Naquin on 7/19 vs NYM, Max Schrock on 8/1 at NYM
5 hits in a game, rookie.....	Steve Selsky, 9/26/2016 at StL
Multi-hit game by a pitcher.....	5 times in 2019, Last: Luis Castillo (2 hits), 8/27 at Mia
3 hits in a game by a pitcher.....	Mike Leake, 7/24/2013 at SF
4 hits in a game by a pitcher.....	Bobby Livingston, 7/16/2007 at Atl
5 hits in a game by a pitcher.....	Pete Donohue, 5/22/1925 at Phi
4 doubles in a game (ties club record).....	Billy Hatcher, 8/21/1990 vs Cubs
3 doubles in a game.....	Twice in 2021, Mike Moustakas on 8/6 vs Pit & Tyler Naquin on 8/21 vs Mia
2 doubles in an inning.....	Jay Bruce, 5/11/2013 vs Mil (3rd Inning)
2 triples in a game.....	Nick Senzel, 7/13/2019 at Col
2 triples in a game, opponent.....	Hernán Pérez, 4/25/2017 at Mil
Pinch-hit triple.....	Twice in 2021, Tyler Naquin, 9/4 vs Det & Max Schrock, 9/23 vs Wsh
Triple by a pitcher.....	Sonny Gray, 6/16/2019 vs Tex (off Ariel Jurado)

5 runs in a game.....	Sean Casey & Jeffrey Hammonds, 5/19/1999 at Col
4 runs in a game.....	5 times in 2021, Jesse Winker 2, Nick Castellanos, Nick Senzel, Jonathan India last on 9/27 vs Pit
2 runs in an inning.....	Jonathan India, 5/13/2021 at Col (8th inning, single, 3-run HR)
RBI in 8 consecutive games.....	Joey Votto, 7/23-7/30, 2021 (17rb)
8, 9 or 10 RBI in a game.....	10 (club record), Walker Cooper, 7/6/1949 vs Cubs & Scooter Gennett, 6/6/2017 vs StL
7 RBI in a game.....	Twice in 2021, Tyler Naquin on 4/6 vs Pit & Nick Castellanos on 6/28 vs Phi
6 RBI in a game.....	Nick Castellanos, 9/1/2021 vs StL
5 RBI in a game.....	Nick Castellanos, 9/27/21 vs Pit
5 RBI in a game, pitcher.....	Paul Derringer, 8/20/1937 vs Cubs
5 RBI in a game, pitchers.....	8/19/2016 vs LAD, Tim Adleman 2 & Michael Lorenzen 3
4 RBI in a game, pitcher.....	Twice in 2018, Starter Anthony DeSclafani, 6/23/2018 vs Cubs (grand slam off Brian Duensing) & pinch hitter Michael Lorenzen, 6/30/2018 vs Mil (grand slam off Jacob Barnes)
3 RBI in a game, pitcher.....	Reliever Michael Lorenzen, 8/29/2018 vs Mil (3-run HR off Taylor Williams)
Straight steal of home.....	Brandon Phillips, 7/10/2009 at NYM (Fernando Nieve pitching)
Straight steal of home, opponent.....	Wil Myers, 7/31/2016 at SD (Homer Bailey pitching)
Steal of home on a double steal.....	Adam Dunn, 9/10/2004 vs Mil (Austin Kearns to second base)
Steal of home on a double steal, opponent.....	Starling Marte, 4/11/2017 at Pit (Gregory Polanco to second base, Rookie Davis pitching)
Stolen base, pitcher.....	Tony Cingrani, 9/5/2013 vs StL
Stolen base, pitcher as a pinch runner.....	Michael Lorenzen, 5/2/2019 at NYM
Stolen base, opposing pitcher.....	John Lackey, 8/16/2017 at Cubs (Homer Bailey pitching)
Caught stealing, pitcher.....	Steve Parris, 6/5/2000 vs WSox
5 walks in a game.....	5, Joey Votto, 8/27/2017 vs Pit (tied club record)
4 walks in a game.....	Twice in 2018, Joey Votto twice, 6/10 vs StL & 4/21 at StL
4 strikeouts in an inning, Reds batters.....	9/17/2011 vs Mil vs Yovani Gallardo (Mesoraco, Volquez, Phillips, Renteria)
Strikeouts in 9 consecutive plate appearances, opponent vs Reds batters.....	Tyler Alexander, 8/2/20 at Det (club record)
10 consecutive outs recorded by strikeout, opponent vs Reds batters.....	Tyler Alexander, 8/2/20 at Det
1-hitter, complete game, fewer than 9ip.....	RHP Trevor Bauer, 8/19/2020 at KC (5-0 win, 7 innings)
1-hitter, complete game.....	RHP Luis Castillo, 9/11/2020 at StL (3-1 win) & LHP Travis Wood, 7/10/2010 at Phi (0-1 loss)
1-hitter, CG, opponent.....	RH Jameson Taillon, 4/8/2018 at Pit (Mahle 1B) & LH Madison Bumgarner, 6/28/2012 at SF (Hanigan 1B)
1-hitter, complete game, opponent, Reds pitcher with the only hit.....	Tyler Mahle single off Jameson Taillon CG, 4/8/2018 at Pit
2-hitter, complete game, fewer than 9ip.....	RHP Trevor Bauer, 8/2/20 at Det (4-0 win, 7 innings)
2-hitter, complete game.....	RHP Johnny Cueto, 7/7/2015 at Wsh (5-0 win)
Last Reds pitcher to lose a no-hitter after the 6th inning.....	RHP Luis Castillo, 7/4/2019 vs Mil, Keston Hiura singled with 1 out in 7th
1st win & 1st hit, Major League debut.....	RHP Larry Luebbers, 7/3/1993 vs Pit (single, 5-3 win)
1st win & 1st hit, same game.....	RHP Tony Santillan, 6/24/2021 vs Atl (double off Jesse Chavez, 5-3 win)
Win in Major League debut, starter.....	RHP Robert Stephenson, 4/7/2016 vs Phi (10-6) & LHP Reiver Sanmartin, 9/27/2021 vs Pit (13-1)
Win in Major League debut, reliever.....	RHP Carlos Fisher, 5/24/2009 vs Cle (4-3 win)
Win in 1st Major League start.....	RHP Robert Stephenson, 4/7/2016 vs Phi (10-6) & LHP Reiver Sanmartin, 9/27/2021 vs Pit (13-1)
Wins in first 2 Major League starts.....	RHP Robert Stephenson, 4/7 & 4/19, 2016 & LHP Reiver Sanmartin, 9/27 & 10/3, 2021
Win in first 3 Major League starts.....	RHP Wayne Simpson, 4/9-4/19, 1970
6 consecutive strikeouts.....	RHP Anthony DeSclafani, 6/23/2019 at Mil
6 strikeouts to begin a game (club record).....	RHP Anthony DeSclafani, 6/23/2019 at Mil & RHP Robert Stephenson, 8/25/17 vs Pit
Shutout in 1st Major League start.....	LHP Charlie Leibrandt, 4/13/1980 vs Atl (5-0 win)
Shutout by a rookie.....	RHP Kevin Jarvis, 5/10/1995 at Fla (2-0 win, 2-hitter)
Complete game by a rookie.....	RHP Rob Bell, 9/13/2000 vs Chi (13-3 win) & LHP Lance Davis, 7/16/2001 vs Det (9-1 win)
Complete game in 1st Major League start.....	RHP Jeff Russell, 8/13/1983 vs SD (3-1 win)
Complete game, shortened by rain.....	RHP Bronson Arroyo, 7/1/2013 vs SF (8-1 win, 6 innings)
Complete game, fewer than 8.0 innings.....	RHP Trevor Bauer, 8/19/2020g2 at KC (5-0 win, scheduled 7 innings)
Complete game shutout, 7.0 innings or fewer.....	RHP Trevor Bauer, 8/19/2020g2 at KC (5-0 win, scheduled 7 innings)
5 homers allowed in a game, RHP.....	Scott Feldman, 8/17/2017 at Cubs (tied club record)
5 homers allowed in a game, LHP.....	Brandon Claussen, 7/18/2005 vs Cubs (tied club record)
4 homers allowed in a game, RHP.....	Matt Harvey, 7/22/2018 vs Pit
4 homers allowed in a game, LHP.....	Amir Garrett, 5/23/2017 vs Cle
4 homers allowed in an inning, RHP.....	Scott Feldman, 8/17/2017 at Cubs (4th inning)
4 homers allowed in an inning, LHP.....	Brandon Claussen, 4/22/2006 at Mil (4th inning)
3 homers allowed in an inning, RHP.....	Robert Stephenson, 9/19/2020 vs CWS (8th inning)
3 homers allowed in an inning, LHP.....	Brandon Finnegan, 7/5/2016 at Cubs (3rd inning)



- 2 straight complete gamesRHP Johnny Cueto, 4/16/2014 vs Pit (4-0 win) & 4/22/2014 at Pit (4-1 win)
- 3 straight complete games RHP Jose Rijo, 9/17-9/26, 1990
- 5 straight complete games LHP Tom Browning, 8/3-8/22, 1989
- 6 straight complete games RHP Tom Seaver, 8/6-8/31, 1977
- 2 straight complete-game shutouts RHP Tom Seaver, 9/20/1977 at SD (4-0 win) & 9/25/1977 at Atl (4-0 win)
- Complete game, both pitchers.....Cin's Brandon Finnegan & LA's Clayton Kershaw, 1-0 Reds loss on 5/23/2016 at LAD

- Position player to pitch 6 times in 2021, Alex Blandino 4, Max Schrock, Mike Freeman & Blandino last on 6/1 vs Phi (17-3 loss)
- Position player to pitch, opponent Phillip Evans, 4/6 vs Pit (14-1 Reds win)
- Position player to catch Harry Spilman, 1g (2ip) in 1980
- Pitcher to play another position Michael Lorenzen, played CF, 9/27/2020 at Min (10th inning, 5-3 win)
- Pitcher to play another position, opponent Travis Wood, Pedro Strop & Spencer Patton, all in LF, all on 6/28/2016 vs Cubs (15 innings)
- Pitcher to appear in both games of a doubleheader RHP Matt Bowman, 5/27/2019 vs Pit (0.1ip, 1.0ip)
- Pitcher to appear in games on 4 consecutive days RHP Ryan Hendrix, 7/16-7/19, 2021 & LHP Aroldis Chapman, 7/8-7/11, 2014

- 3 errors in a game 3B Jack Hannahan 8/10/2013 vs SD
- 3 errors in a game, pitcher.....RHP Ramon Ortiz, 8/7/2005 vs Fla
- 4 errors in a game SS Pokey Reese, Opening Day 1998 vs SD
- 3 errors in an inning..... SS Pokey Reese, Opening Day 1998 vs SD (3rd inning)
- 3 passed balls in a game..... Jason LaRue, 8/14/2002 vs Ari

- 3 or 4 wild pitches in a game 4, RHP Sonny Gray, 5/12/21 at Pit
- 2 balks in a game RHP Johnny Cueto, 4/22/2015 at Mil & LHP Chris Hammond, 8/18/1990 vs Pit

- 3 batters hit by a pitch, inning..... Drew Storen, 5/8/2017 vs NYY (7th inning)

- Walkoff win, walk 5/19/2018/g1 vs Cubs, Justin Wilson walked Billy Hamilton to score Scott Schebler (5-4 win, 11 innings)
- Walkoff win, walk, opponent.....7/8/2018 at Cubs, Jackson Stephens walked David Bote to score Willson Contreras (6-5 win, 10 innings)
- Walkoff win, wild pitch/passed ball 7/17/2016 vs Mil, Billy Hamilton scored on a Jonathan Lucroy passed ball
- Walkoff win, wild pitch/passed ball, opponent8/12/2017 at Mil, wild pitch by Tim Adleman scored Erik Sogard (6-5 loss, 10 innings)
- 8/16/2017 at Cubs, wild pitch by Blake Wood scored Javier Baez (7-6 loss)



POSTSEASON

The Reds most recently participated in the playoffs following a 2020 season shortened to 60 games by a global pandemic fueled by the COVID-19 virus, earning 1 of 8 National League playoff spots for their first Postseason berth since 2013. From 2010–2013, the Reds appeared in the Postseason in 3 of 4 seasons, including NL Central Division championships in 2010 and 2012 and a berth in the 2013 Wild Card Game. In club history, that Postseason stretch is matched only by the teams that made 6 playoffs during the Big Red Machine era (1970, '72, '73, '75, '76, '79).



REDS POSTSEASON HISTORY

16 POSTSEASON APPEARANCES

1919 * 1939 * 1940 * 1961 * 1970 * 1972 * 1973
1975 * 1976 * 1979 * 1990 * 1995 * 2010 * 2012 * 2013 * 2020

5 WORLD SERIES TITLES

1919 * 1940 * 1975 * 1976 * 1990

9 NATIONAL LEAGUE PENNANTS

1919 * 1939 * 1940 * 1961 * 1970 * 1972 * 1975 * 1976 * 1990

10 DIVISION TITLES

1970 * 1972 * 1973 * 1975 * 1976 * 1979 * 1990 * 1995 * 2010 * 2012

In 1994, the Reds moved from the National League West to the NL Central.

Reds Postseason Record by Opponent

Franchise	NLWC	NLDS	NLCS	WS	Total
Arizona	--	--	--	--	--
Atlanta	0-2 (0-1)	--	0-4 (0-1)	--	0-6 (0-2)
Baltimore	--	--	--	1-4 (0-1)	1-4 (0-1)
Boston	--	--	--	4-3 (1-0)	4-3 (1-0)
Chicago (AL)	--	--	--	5-3 (1-0)	5-3 (1-0)
Chicago (NL)	--	--	--	--	--
Cleveland	--	--	--	--	--
Colorado	--	--	--	--	--
Detroit	--	--	--	4-3 (1-0)	4-3 (1-0)
Houston	--	--	--	--	--
Kansas City	--	--	--	--	--
Los Angeles (AL)	--	--	--	--	--
Los Angeles (NL)	--	3-0 (1-0)	--	--	3-0 (1-0)
Miami	--	--	--	--	--
Milwaukee	--	--	--	--	--
Minnesota	--	--	--	--	--
New York (NL)	--	--	2-3 (0-1)	--	2-3 (0-1)
New York (AL)	--	--	--	5-8 (1-2)	5-8 (1-2)
Oakland	--	--	--	7-4 (1-1)	7-4 (1-1)
Philadelphia	--	0-3 (0-1)	3-0 (1-0)	--	3-3 (1-1)
Pittsburgh	0-1 (0-1)	--	13-7 (4-1)	--	13-8 (4-2)
St. Louis	--	--	--	--	--
San Diego	--	--	--	--	--
San Francisco	--	2-3 (0-1)	--	--	2-3 (0-1)
Seattle	--	--	--	--	--
Tampa Bay	--	--	--	--	--
Texas	--	--	--	--	--
Toronto	--	--	--	--	--
Washington	--	--	--	--	--
Totals	0-3 (0-2)	5-6 (1-2)	18-14 (5-3)	26-25 (5-4)	49-48 (11-11)
Home Record	0-0	3-1	9-7	12-14	24-22
Road Record	0-3	2-5	9-7	14-11	25-26

(Series records in parentheses)

REDS POSTSEASON RESULTS

Year	Series	Opp	Result
1919	WS	Chi	W, 5-3
1939	WS	NYN	L, 4-0
1940	WS	Det	W, 4-3
1961	WS	NYN	L, 4-1
1970	NLCS	Pit	W, 3-0
	WS	Bal	L, 4-1
1972	NLCS	Pit	W, 3-2
	WS	Oak	L, 4-3
1973	NLCS	NYM	L, 3-2
1975	NLCS	Pit	W, 3-0
	WS	Bos	W, 4-3
1976	NLCS	Phi	W, 3-0
	WS	NYN	W, 4-0
1979	NLCS	Pit	L, 3-0
1990	NLCS	Pit	W, 4-2
	WS	Oak	W, 4-0
1995	NLDS	LAD	W, 3-0
	NLCS	Atl	L, 4-0
2010	NLDS	Phi	L, 3-0
2012	NLDS	SF	L, 3-2
2013	NLWC	Pit	L, 1-0
2020	NLWCS	Atl	L, 0-2

REDS POSTSEASON MVPs

Year	Series	Player
1975	WS	Pete Rose
1976	WS	Johnny Bench
1990	NLCS	Rob Dibble
1990	NLCS	Randy Myers
1990	WS	Jose Rijo

CLUBS WITH MULTIPLE WORLD SERIES TITLES

Team	Total
New York Yankees	27
St. Louis Cardinals	11
Boston Red Sox	9
Los Angeles Dodgers	6
Cincinnati Reds	5
New York Giants	5
Philadelphia Athletics	5
Pittsburgh Pirates	5
Detroit Tigers	4
Oakland Athletics	4
Baltimore Orioles	3
Chicago Cubs	3
Chicago White Sox	3
San Francisco Giants	3
Cleveland Indians	2
Florida Marlins	2
Kansas City Royals	2
Minnesota Twins	2
New York Mets	2
Philadelphia Phillies	2
Toronto Blue Jays	2

REDS ALL-TIME POSTSEASON ROSTER

Akiyama, Shogo.....	2020	Daubert, Jake.....	1919	Kasko, Eddie.....	1961	Rijo, Jose.....	1990
Anthony, Eric.....	1995	Davis, Eric.....	1990	King, Hal.....	1973	Ring, Jimmy.....	1919
Armbrister, Ed.....	1973, '75, '76	Derringer, Paul.....	1939, '40	Knight, Ray.....	1979	Ripple, Jimmy.....	1940
Armstrong, Jack.....	1990	Dibble, Rob.....	1990	Kopf, Larry.....	1919	Robinson, Derrick.....	2013
Arnovich, Morrie.....	1940	Driessen, Dan.....	1973, '75, '76, '79	Kosco, Andy.....	1973	Robinson, Frank.....	1961
Aquino, Aristides.....	2020	Duke, Zach.....	2013	LaCoss, Mike.....	1979	Rolen, Scott.....	2010, '12
Arredondo, Jose.....	2012	Duncan, Mariano.....	1990, '95	Larkin, Barry.....	1990, '95	Rose, Pete.....	1970, '72, '73, '75, '76
Arroyo, Bronson.....	2010, '12	Duncan, Pat.....	1919	Latos, Mat.....	2012	Roush, Edd.....	1919
Auerbach, Rick.....	1979	Eastwick, Rawly.....	1975, '76	Leake, Mike.....	2012, '13	Ruether, Dutch.....	1919
Bailey, Homer.....	2010, '12	Edwards, Johnny.....	1961	LeCure, Sam.....	2012, '13	Sabo, Chris.....	1990
Bair, Doug.....	1979	Eller, Hod.....	1919	Leibrandt, Charlie.....	1979	Sallee, Slim.....	1919
Baker, Bill.....	1940	Farmer, Kyle.....	2020	Lewis, Darren.....	1995	Sanders, Reggie.....	1995
Barnhart, Tucker.....	2020	Fisher, Ray.....	1919	Lewis, Mark.....	1995	Santiago, Benito.....	1995
Bates, Billy.....	1990	Flynn, Doug.....	1976	Lombardi, Ernie.....	1939, '40	Sarmiento, Manny.....	1976
Bauer, Trevor.....	2020	Foster, George.....	1972, '73, '75, '76, '79	Lorenzen, Michael.....	2020	Schourek, Pete.....	1995
Beggs, Joe.....	1940	Francisco, Juan.....	2010	Ludwick, Ryan.....	2012, '13	Scudder, Scott.....	1990
Bell, Gus.....	1961	Frazier, Todd.....	2012, '13	Lum, Mike.....	1976	Seaver, Tom.....	1979
Bench, Johnny.....	1970, '72, '73, '75, '76, '79	Freese, Gene.....	1961	Luque, Dolf.....	1919	Senzel, Nick.....	2020
Benzinger, Todd.....	1990	Frey, Lonny.....	1939, '40	Lynch, Jerry.....	1961	Shoffner, Milt.....	1940
Berger, Wally.....	1939	Gagliano, Phil.....	1973	Magee, Sherry.....	1919	Simmons, Al.....	1939
Billingham, Jack.....	1972, '73, '75, '76	Galvis, Freddy.....	2020	Mahler, Rick.....	1990	Simon, Alfredo.....	2012, '13
Blasingame, Don.....	1961	Gamble, Lee.....	1939	Maloney, Jim.....	1961	Sims, Lucas.....	2020
Bongiiovanni, Nino.....	1939	Gant, Ron.....	1995	Marshall, Sean.....	2012, '13	Smiley, John.....	1995
Boone, Bret.....	1995	Garcia, Jose.....	2020	Masset, Nick.....	2010	Smith, Jimmy.....	1919
Borbon, Pedro.....	1972, '73, '75, '76	Garrett, Amir.....	2020	May, Lee.....	1970	Soto, Mario.....	1979
Bordagaray, Frenchy.....	1939	Gernert, Dick.....	1961	McCormick, Frank.....	1939, '40	Spilman, Harry.....	1979
Bradley, Archie.....	2020	Geronimo, Cesar.....	1972, '73, '75, '76, '79	McCormick, Mike.....	1940	Stahl, Larry.....	1973
Braggs, Glenn.....	1990	Gomes, Jonny.....	2010	McEnaney, Will.....	1975, '76	Stewart, Jimmy.....	1970
Branson, Jeff.....	1995	Goodwin, Brian.....	2020	McGlothlin, Jim.....	1970, '72	Stubbs, Drew.....	2010, '12
Brantley, Jeff.....	1995	Goodman, Ival.....	1939, '40	McRae, Hal.....	1970, '72, '73	Suárez, Eugenio.....	2020
Bravo, Angel.....	1970	Granger, Wayne.....	1970	Menke, Denis.....	1972, '73	Taubensee, Eddie.....	1995
Bray, Bill.....	2010	Griffey, Ken Sr.....	1973, '75, '76	Merritt, Jim.....	1970	Thompson, Junior.....	1939, '40
Brosnan, Jim.....	1961	Grimsley, Ross.....	1972, '73	Mesoraco, Devin.....	2013	Tolan, Bobby.....	1970, '72, '73
Browning, Tom.....	1990	Grisson, Lee.....	1939	Moore, Whitey.....	1939, '40	Tomlin, Dave.....	1973, '79
Broxton, Jonathan.....	2012	Groh, Heinie.....	1919	Morgan, Joe.....	1972, '73, '75, '76, '79	Turner, Jim.....	1940
Bruce, Jay.....	2010, '12, '13	Guise, Witt.....	1940	Morris, Hal.....	1990, '95	Uhlaender, Ted.....	1972
Burba, Dave.....	1995	Gullett, Don.....	1970, '72, '73, '75, '76	Moustakas, Mike.....	2020	Valdez, Wilson.....	2012
Cabrera, Orlando.....	2010	Hague, Joe.....	1972	Myers, Billy.....	1939, '40	Vander Meer, Johnny.....	1940
Cairo, Miguel.....	2010, '12	Hall, Tom.....	1972, '73	Myers, Randy.....	1990	Volquez, Edinson.....	2010
Carbo, Bernie.....	1970	Hamilton, Billy.....	2013	Navarro, Dioner.....	2012	Votto, Joey.....	2010, '12, '13, '20
Cardenas, Leo.....	1961	Hanigan, Ryan.....	2010, '12, '13	Neale, Greasy.....	1919	Walters, Bucky.....	1939, '40
Carrasco, Hector.....	1995	Hannahan, Jack.....	2013	Nelson, Roger.....	1973	Walton, Jerome.....	1995
Carroll, Clay.....	1970, '72, '73, '75	Harris, Lenny.....	1995	Nix, Laynce.....	2010	Washington, Ray.....	1970
Casali, Curt.....	2020	Hatcher, Billy.....	1990	Nolan, Gary.....	1970, '72, '75, '76	Wells, David.....	1995
Castellanos, Nick.....	2020	Heisey, Chris.....	2010, '12, '13	Norman, Fred.....	1973, '75, '76, '79	Werber, Billy.....	1939, '40
Castillo, Luis.....	2020	Helms, Tommy.....	1970	Oester, Ron.....	1990	Wilcox, Milt.....	1970
Chacon, Elio.....	1961	Henry, Bill.....	1961	Oliver, Joe.....	1990	Wilson, Jimmie.....	1940
Chaney, Darrel.....	1970, '72, '73, '75	Hernandez, Ramon.....	2010	Ondrusek, Logan.....	2010, '13	Wingo, Ivey.....	1919
Chapman, Aroldis.....	2010, '12, '13	Hernandez, Xavier.....	1995	O'Neill, Paul.....	1990	Winker, Jesse.....	2020
Charlton, Norm.....	1990	Hershenberger, Willard.....	1939	O'Toole, Jim.....	1961	Winningham, Herm.....	1990
Choo, Shin-Soo.....	2013	Hoover, J.J.....	2012, '13	Parra, Manny.....	2013	Wood, Travis.....	2010
Cline, Ty.....	1970	Howard, Thomas.....	1995	Pastore, Frank.....	1979	Woodward, Woody.....	1970
Cloninger, Tony.....	1970	Hume, Tom.....	1979	Paul, Xavier.....	2012, '13	Zachry, Pat.....	1976
Coleman, Gordy.....	1961	Hunt, Ken.....	1961	Perez, Tony.....	1970, '72, '73, '75, '76	Zimmerman, Jerry.....	1961
Collins, Dave.....	1979	Hutchings, Johnny.....	1940	Phillips, Brandon.....	2010, '12, '13		
Concepcion, Dave.....	1970, '72, '73, '75, '76, '79	Iglesias, Raisel.....	2020	Pinson, Vada.....	1961		
Corrales, Pat.....	1970	Izturis, Cesar.....	2013	Portugal, Mark.....	1995		
Cozart, Zack.....	2012, '13	Jackson, Danny.....	1990	Post, Wally.....	1961		
Craft, Harry.....	1939, '40	Jackson, Mike.....	1995	Purkey, Bob.....	1961		
Crosby, Ed.....	1973	Janish, Paul.....	2010	Quinones, Luis.....	1990		
Crowley, Terry.....	1975	Jankowski, Travis.....	2020	Raiden, Bill.....	1919		
Cruz, Hector.....	1979	Javier, Julian.....	1972	Rath, Morrie.....	1919		
Cueto, Johnny.....	2010, '12, '13	Jay, Joey.....	1961	Reed, Jeff.....	1990		
Darcy, Pat.....	1975	Johnson, Darrell.....	1961	Rettenmund, Merv.....	1975		
Davidson, Matt.....	2020	Johnson, Ken.....	1961	Rhodes, Arthur.....	2010		
		Jones, Sherman.....	1961	Riddle, Elmer.....	1940		
		Joost, Eddie.....	1940	Riggs, Lew.....	1940		

REDS POSTSEASON INDIVIDUAL BATTING RECORDS

Batting Average (Series, Minimum 10 PA) 750, Billy Hatcher (9-for-12, 1990 WS vs Oak)
Batting Average (Postseason, Minimum 10 PA) 571, Ivey Wingo, 1919 (4-for-7)
Slugging Percentage (Series, Minimum 10 PA) 1.250, Billy Hatcher (9-for-12, 4 2b, 3b, 1990 WS vs Oak)
Slugging Percentage (Postseason, Minimum 10 PA) 926, Johnny Bench, 1976 (12-for-27, 2 2b, 3b, 3hr)
On-Base Percentage (Series, Minimum 10 PA)800, Billy Hatcher (9-for-12, 2bb, hbp, 1990 WS vs Oak)
On-Base Percentage (Postseason, Minimum 10 PA) 700, Ivey Wingo, 1919 (4-for-7, 3bb)
Plate Appearances (Game) 6, Last: 5 players in 2020 NLWCS g1
Plate Appearances (Series) 37, Morrie Rath (1919 WS vs Chi)
Plate Appearances (Postseason) 54, Pete Rose, 1972 (22 vs Pit in NLCS, 32 vs Oak in WS)
At-Bats (Game) 6 (Many), Last: Nick Castellanos in NLWCS g1
At-Bats (Series) 31, Morrie Rath (1919 WS vs Chi)
At-Bats (Postseason) 48, Pete Rose, 1972 (20 vs Pit in NLCS, 28 vs Oak in WS)
Runs Scored (Game) 3 (3x), Bobby Tolan (1970 NLCS g2); Billy Hatcher (1990 WS g1); Bret Boone (1995 NLDS g3)
Runs Scored (Series) 6 (4x), Heinie Groh (1919 WS vs Chi); Edd Roush (1919 WS vs Chi); Lee May (1970 WS vs Bal); Billy Hatcher (1990 WS vs Oak)
Runs Scored (Postseason) 9, Joe Morgan, 1972 (5 vs Pit in NLCS, 4 vs Oak in WS)
Runs Batted In (Game) 5, Johnny Bench (1976 WS g4)
Runs Batted In (Series) 8 (2x), Pat Duncan (1919 WS vs Chi); Lee May (1970 WS vs Bal)
Runs Batted In (Postseason) 11, Tony Perez, 1975 (4 vs Pit in NLCS, 7 vs Bos in WS)
Hits (Game) 4, Billy Hatcher (1990 WS g2)
Hits (Series) 10 (4x), Greasy Neale (1919 WS vs Chi); Billy Werber (1940 WS vs Det); Tony Perez (1972 WS vs Oak); Pete Rose (1975 WS vs Bos)
Hits (Postseason) 15 (2x), Pete Rose, 1972 (9 vs Pit in NLCS, 6 vs Oak in WS); Pete Rose, 1975 (5 vs Pit in NLCS, 10 vs Bos in WS)
Doubles (Game) 2 (8x), Last: Brandon Phillips (2012 NLDS g2)
Doubles (Series) 4 (3x), Billy Werber (1940 WS vs Det); Pete Rose (1972 NLCS vs Pit); Billy Hatcher (1990 WS vs Oak)
Doubles (Postseason) 5, Billy Hatcher, 1990 (1 vs Pit in NLCS, 4 vs Oak in WS)
Triples (Game) 2, Dutch Ruether (1919 WS g1)
Triples (Series) 2 (2x), Dutch Ruether (1919 WS vs Chi); Larry Kopf (1919 WS vs Chi)
Triples (Postseason) 2 (2x), Dutch Ruether, 1919 WS (2 vs Chi in WS); Larry Kopf, 1919 WS (2 vs Chi in WS)
Home Runs (Game) 2 (3x), Tony Perez (1975 WS g5); Johnny Bench (1976 WS g4); Chris Sabo (1990 WS g3)
Home Runs (Series) 3 (2x), Tony Perez (1975 WS vs Bos); Ryan Ludwick (2012 NLDS vs SF)
Home Runs (Postseason) 4, Tony Perez, 1975 (1 vs Pit in NLCS, 3 vs Bos in WS)
Extra-Base Hits (Game) 3 (2x), Pete Rose (1976 NLCS g1); Billy Hatcher (1990 WS g2)
Extra-Base Hits (Series) 5, Billy Hatcher (1990 WS vs Oak)
Extra-Base Hits (Postseason) 7, Billy Hatcher, 1990 (2 vs Pit in NLCS, 5 vs Oak in WS)
Walks (Game) 3 (2x), Ivey Wingo (1919 WS g7); Joe Morgan (1976 NLCS g1)
Walks (Series) 6 (3x), Heinie Groh (1919 WS vs Chi); Joe Morgan (1972 WS vs Oak); Joe Morgan (1976 NLCS vs Phi)
Walks (Postseason) 8, Joe Morgan, 1976 (6 vs Phi in NLCS, 2 vs NYY in WS)
Intentional Walks (Game) 2 (4x), Last: Joe Morgan (1976 NLCS g2)
Intentional Walks (Series) 3 (2x), Johnny Bench (1972 WS vs Oak); Cesar Geronimo (1975 WS vs Bos)
Intentional Walks (Postseason) 3 (5x), Last: Hal Morris, 1995 (2 vs LAD in NLDS, 1 vs Atl in NLCS)
Strikeouts (Game) 5, Reggie Sanders (1995 NLDS g3)
Strikeouts (Series) 10, Reggie Sanders (1995 NLCS vs Atl)
Strikeouts (Postseason) 19, Reggie Sanders, 1995 (9 vs LAD in NLDS, 10 vs Atl in NLCS)
Hit by Pitch (Game) 2, Frank Robinson (1961 WS g4)
Hit by Pitch (Series) 2 (2x), Edd Roush (1919 WS vs Chi); Frank Robinson (1961 WS vs NYY)
Hit by Pitch (Postseason) 2 (2x), Edd Roush, 1919 (2 vs Chi in WS); Frank Robinson, 1961 (2 vs NYY in WS)
Stolen Bases (Game) 3 (2x), Joe Morgan (1975 NLCS g1); Ken Griffey (1975 NLCS g2)
Stolen Bases (Series) 5, Bobby Tolan (1972 WS vs Oak)
Stolen Bases (Postseason) 6, Joe Morgan, 1975 (4 vs Pit in NLCS, 2 vs Bos in WS)

REDS POSTSEASON CLUB RECORDS

Runs Scored (Inning).....	7, 10/19/1990 at Oak (WS g3, 3rd Inning)
Runs Scored (Game).....	10 (2x), 10/9/1919 at Chi (WS g8, W 10-5); 10/6/1995 vs LAD (NLDS g3, W 10-1)
Runs Scored (Series).....	35, 1919 WS vs Chi
Runs Scored (Postseason).....	48, 1975 (19 vs Pit in NLCS, 29 vs Bos in WS)
Fewest Runs Scored (Game).....	0 (12x), Last: 2020 NLWCS at Atl, 1-0 loss in Game 1 (13 innings) & 5-0 loss in Game 2
Fewest Runs Scored (Series).....	0, 2020 NLWCS at Atl
Fewest Runs Scored (Postseason).....	0, 2020 NLWCS at Atl, 1-0 loss in Game 1 (13 innings) & 5-0 loss in Game 2
Runs Allowed (Inning).....	6 (2x), 10/11/1975 at Bos (WS g1, 7th Inning); 10/11/2012 vs SF (NLDS g5, 5th Inning)
Runs Allowed (Game).....	13, 10/9/1961 vs NYY (WS g5, L 13-5)
Runs Allowed (Series).....	33, 1970 WS vs Bal
Runs Allowed (Postseason).....	37, 1975 (7 vs Pit in NLCS, 30 vs Bos in WS)
Fewest Runs Allowed (Game).....	0 (7x), Last: 10/7/2012 at SF (NLDS g2, W 9-0)
Fewest Runs Allowed (Series).....	3, 1970 NLCS vs Pit
Fewest Runs Allowed (Postseason).....	6, 2020 (6 at Atl in NLWCS)
Largest Margin of Victory (Game).....	9 (2x), 10/6/1995 vs LAD (NLDS g3, W 10-1); 10/7/2012 at SF (NLDS g2, W 9-0)
Largest Run Differential (Series).....	+15 (2x), 1919 WS vs Chi (35 RS, 20 RA); 1995 NLDS vs LAD (22 RS, 7 RA)
Largest Run Differential (Postseason).....	+22, 1976 (41 RS, 19 RA)
Largest Margin of Defeat (Game).....	8 (2x), 10/6/1940 at Det (WS g5, L 8-0); 10/9/1961 vs NYY (WS g5, L 13-5)
Largest Run Differential (Series).....	-15, 1973 NLCS vs NYM (8 RS, 23 RA)
Largest Run Differential (Postseason).....	-15, 1973 (8 RS, 23 RA)
Hits (Game).....	16, 10/9/1919 at Chi (WS g8)
Hits (Series).....	64, 1919 WS vs Chi
Hits (Postseason).....	94, 1990 (49 vs Pit in NLCS, 45 vs Oak in WS)
Fewest Hits (Game).....	0, 10/6/2010 at Phi (NLDS g1, Roy Halladay No-Hitter)
Fewest Hits (Series).....	11, 2010 NLDS vs Phi
Fewest Hits (Postseason).....	11, 2010 (11 vs Phi in NLDS)
Hits Allowed (Game).....	15 (2x), 10/9/1961 vs NYY (WS g5); 10/15/1970 at Bal (WS g5)
Hits Allowed (Series).....	60, 1975 WS vs Bos
Hits Allowed (Postseason).....	80, 1975 (20 vs Pit in NLCS, 60 vs Bos in WS)
Fewest Hits Allowed (Game).....	1, 10/12/1990 vs Pit (NLCS g6)
Fewest Hits Allowed (Series).....	15, 2020 NLWCS at Atl
Fewest Hits Allowed (Postseason).....	15, 2020 (15 at Atl in NLWCS)
Doubles (Game).....	5 (2x), 10/9/1976 at Phi (NLCS g1); 10/3/1995 at LAD (NLDS g1)
Doubles (Series).....	14, 1940 WS vs Det
Doubles (Postseason).....	18, 1990 (9 vs Pit in NLCS, 9 vs Oak in WS)
Triples (Game).....	3, 10/1/1919 vs Chi (WS g1)
Triples (Series).....	7, 1919 WS vs Chi
Triples (Postseason).....	7, 1919 (7 vs Chi in WS)
Home Runs (Game).....	3 (2x), 10/14/1975 vs Bos (WS g3); 10/6/1995 vs LAD (NLDS g3)
Home Runs (Series).....	7, 1975 WS vs Bos
Home Runs (Postseason).....	11, 1975 (4 vs Pit in NLCS, 7 vs Bos in WS)
Home Runs Allowed (Game).....	4, 10/7/1939 vs NYY (WS g3)
Home Runs Allowed (Series).....	10, 1970 WS vs Bal
Home Runs Allowed (Postseason).....	10, 1970 (0 vs Pit in NLCS, 10 vs Bal in WS)
Extra-Base Hits (Game).....	8, 10/9/1976 at Phi (NLCS g1)
Extra-Base Hits (Series).....	19, 1975 WS vs Bos
Extra-Base Hits (Postseason).....	28, 1976 (11 vs Phi in NLCS, 17 vs NYY in WS)
Extra-Base Hits Allowed (Game).....	8, 10/10/2012 vs SF (NLDS g4)
Extra-Base Hits Allowed (Series).....	17, 1970 WS vs Bal
Extra-Base Hits Allowed (Postseason).....	23, 1970 (6 vs Pit in NLCS, 17 vs Bal in WS)

Runners Left on Base (Game).....	13, 9/30/20 at Atl (NLWCS g1, 13 innings) & 12, 10/9/1919 at Chi (WS g8, 9 innings)
Runners Left on Base (Series).....	50, 1975 WS vs Bos
Runners Left on Base (Postseason).....	79, 1972 (30 vs Pit in NLCS, 49 vs Oak in WS)
Stolen Bases (Game).....	7, 10/5/1975 vs Pit (NLCS g2)
Stolen Bases (Series).....	12, 1972 WS vs Oak
Stolen Bases (Postseason).....	20, 1975 (11 vs Pit in NLCS, 9 vs Bos in WS)
Stolen Bases, Opponent (Game).....	3, 10/9/1990 at Pit (NLCS g4)
Stolen Bases, Opponent (Series).....	7, 1990 WS vs Oak
Stolen Bases, Opponent (Postseason).....	13, 1990 (6 vs Pit in NLCS, 7 vs Oak in WS)
Caught Stealing, Reds Baserunners (Game).....	2 (5x), Last: 10/11/1995 vs Atl (NLCS g2)
Caught Stealing, Reds Baserunners (Series).....	10, 1919 WS vs Chi
Caught Stealing, Reds Baserunners (Postseason).....	10, 1919 (10 vs Chi in WS)
Caught Stealing, Reds Catchers (Game).....	3, 10/3/1919 at Chi (WS g3)
Caught Stealing, Reds Catchers (Series).....	5, 1919 WS vs Chi
Caught Stealing, Reds Catchers (Postseason).....	5 (2x), 1919 (5 vs Chi in WS); 1972 (2 vs Pit in NLCS, 3 vs Oak in WS)
Errors (Game).....	4 (3x), 10/8/1919 vs Chi (WS g7); 10/8/1939 vs NYY (WS g4); 10/8/2010 at Phi (NLDS g2)
Errors (Series).....	13, 1919 WS vs Chi
Errors (Postseason).....	13, 1919 (13 vs Chi in WS)
Strikeouts, Reds Batters (Game).....	16, 9/30/20 at Atl (NLWCS g1, 13 Innings)
Strikeouts, Reds Batters (9-Inning Game).....	14, 10/18/1972 at Oak (WS g3)
Strikeouts, Reds Batters (Series).....	46, 1972 WS vs Oak
Strikeouts, Reds Batters (Postseason).....	74, 1972 (28 vs Pit in NLCS, 46 vs Oak in WS)
Strikeouts, Reds Pitchers (Game).....	21, 9/30/20 at Atl (NLWCS g1, 13 Innings)
Strikeouts, Reds Pitchers (9-Inning Game).....	12, 10/4/1990 vs Pit (NLCS g1)
Strikeouts, Reds Pitchers (Series).....	49, 1990 NLCS vs Pit
Strikeouts, Reds Pitchers (Postseason).....	77, 1990 (49 vs Pit in NLCS, 28 vs Oak in WS)
Strikeouts, Both Teams (Game).....	37, 2020 NLWCS at Atl (21 by Reds pitchers, 16 by Braves pitchers)
Walks, Reds Batters (Game).....	7, 10/9/1919 at Chi (WS g8)
Walks, Reds Batters (Series).....	27, 1972 WS vs Oak
Walks, Reds Batters (Postseason).....	37, 1972 (10 vs Pit in NLCS, 27 vs Oak in WS)
Walks, Reds Pitchers (Game).....	10, 10/6/1940 at Det (WS g5)
Walks, Reds Pitchers (Series).....	30 (2x), 1940 WS vs Det; 1975 WS vs Bos
Walks, Reds Pitchers (Postseason).....	40, 1975 (10 vs Pit in NLCS, 30 vs Bos in WS)
Hit Batsmen, Reds Batters (Game).....	2 (3x), 10/1/1919 vs Chi (WS g1); 10/9/1919 at Chi (WS g8); 10/8/1961 vs NYY (WS g4)
Hit Batsmen, Reds Batters (Series).....	5, 1919 WS vs Chi
Hit Batsmen, Reds Batters (Postseason).....	5, 1919 (5 vs Chi in WS)
Hit Batsmen, Reds Pitchers (Game).....	3, 10/8/2010 at Phi (NLDS g2)
Hit Batsmen, Reds Pitchers (Series).....	3 (2x), 1919 WS vs Chi; 2010 NLDS vs Phi
Hit Batsmen, Reds Pitchers (Postseason).....	3 (3x), 1919 (3 vs Chi in WS); 1972 (2 vs Pit in NLCS, 1 vs Oak in WS); 2010 (3 vs Phi in NLDS)

REDS POSTSEASON BATTING LEADERS, TOP 10 ALL-TIME

GAMES PLAYED

Johnny Bench.....	45
Pete Rose.....	42
Tony Perez.....	42
Joe Morgan.....	37
Cesar Geronimo.....	35
Dave Concepcion.....	32
George Foster.....	21
Bobby Tolan.....	20
Ken Griffey.....	20
Darrel Chaney.....	19

RUNS SCORED

Johnny Bench.....	27
Joe Morgan.....	21
Pete Rose.....	20
Tony Perez.....	16
Dave Concepcion.....	13
Bobby Tolan.....	13
Barry Larkin.....	11
George Foster.....	11
Ken Griffey.....	11
Cesar Geronimo.....	9

TRIPLES

Johnny Bench.....	3
Dave Concepcion.....	3
Pete Rose.....	2
Cesar Geronimo.....	2
Ken Griffey.....	2
Dutch Ruether.....	2
Barry Larkin.....	2
Larry Kopf.....	2
9 players tied with 1	

STRIKEOUTS

Tony Perez.....	35
Cesar Geronimo.....	34
Johnny Bench.....	29
Reggie Sanders.....	19
Joe Morgan.....	14
Pete Rose.....	13
George Foster.....	13
Dave Concepcion.....	12
Scott Rolen.....	12
Tolan, Menke, Duncan..	11

BATTING AVERAGE

Billy Hatcher.....	.519 (14-27)
Ryan Ludwick.....	.409 (9-22)
Hal McRae.....	.375 (9-24)
Chris Sabo.....	.368 (14-38)
Greasy Neale.....	.357 (10-28)
Johnny Edwards.....	.346 (9-26)
Barry Larkin.....	.338 (24-71)
Jimmy Ripple.....	.333 (7-21)
Billy Werber.....	.326 (14-43)
Pete Rose.....	.318 (55-173)

PLATE APPEARANCES

Pete Rose.....	194
Johnny Bench.....	188
Tony Perez.....	178
Joe Morgan.....	165
Cesar Geronimo.....	131
Dave Concepcion.....	112
George Foster.....	85
Ken Griffey.....	83
Bobby Tolan.....	83
Barry Larkin.....	78

RUNS BATTED IN

Tony Perez.....	25
Johnny Bench.....	20
Pete Rose.....	16
Dave Concepcion.....	13
Bobby Tolan.....	13
George Foster.....	12
Joe Morgan.....	11
Cesar Geronimo.....	11
Ken Griffey.....	11
Lee May.....	10

HOME RUNS

Johnny Bench.....	10
Tony Perez.....	6
Pete Rose.....	5
Joe Morgan.....	3
Cesar Geronimo.....	3
George Foster.....	3
Chris Sabo.....	3
Ryan Ludwick.....	3
6 players tied with 2	

WALKS

Joe Morgan.....	27
Johnny Bench.....	18
Pete Rose.....	17
Tony Perez.....	14
Cesar Geronimo.....	8
George Foster.....	8
Denis Menke.....	7
Barry Larkin.....	7
7 players tied with 6	

ON-BASE PERCENTAGE

Billy Hatcher.....	.567 (14-27, 2bb, hbp)
Ryan Ludwick.....	.519 (9-22, 4bb, hbp)
Jimmy Ripple.....	.440 (7-21, 4bb)
Paul O'Neill.....	.429 (9-29, 6bb)
Billy Werber.....	.408 (14-43, 6bb)
Chris Sabo.....	.405 (14-38, 3bb, sf)
Greasy Neale.....	.400 (10-28, 2bb)
Barry Larkin.....	.397 (24-71, 7bb)
Benito Santiago.....	.393 (6-22, 5bb, sf)
Pete Rose.....	.380 (55-173, 17bb, hbp, sf)

(Minimum 25 plate appearances)

HITS

Pete Rose.....	55
Johnny Bench.....	45
Tony Perez.....	38
Dave Concepcion.....	30
Joe Morgan.....	25
Barry Larkin.....	24
George Foster.....	22
Bobby Tolan.....	21
Cesar Geronimo.....	20
Ken Griffey.....	18

DOUBLES

Pete Rose.....	10
Johnny Bench.....	8
Joe Morgan.....	8
Tony Perez.....	6
Ken Griffey.....	5
Barry Larkin.....	5
Billy Hatcher.....	5
Dave Concepcion.....	4
Billy Werber.....	4
Brandon Phillips.....	4

STOLEN BASES

Joe Morgan.....	14
Ken Griffey.....	8
Barry Larkin.....	8
Dave Concepcion.....	7
Bobby Tolan.....	7
Johnny Bench.....	6
Cesar Geronimo.....	3
8 players tied with 2	

INTENTIONAL WALKS

Johnny Bench.....	6
Hal Morris.....	4
Pete Rose.....	4
Darrel Chaney.....	4
Joe Morgan.....	3
Cesar Geronimo.....	3
Dan Driessen.....	2
Jimmy Ripple.....	2
Todd Benzinger.....	2
Gene Freese.....	2

HITTING STREAKS

10 Barry Larkin	1990 WS g2/3/4; 1995 NLDS g1/2/3; 1995 NLCS g1/2/3/4
9 Billy Werber	1939 WS g2/3/4; 1940 WS g1/2/3/4/5/6
Pete Rose	1975 WS g2/3/4/5/6/7; 1976 NLCS g1/2/3
8 Dave Concepcion	1976 NLCS g3; 1976 WS g1/2/3/4; 1979 NLCS g1/2/3
Johnny Bench	1976 NLCS g1/2/3; 1976 WS g1/2/3/4; 1979 NLCS g1
Pete Rose	1970 WS g3/4/5; 1972 NLCS g1/2/3/4/5
Tony Perez	1972 NLCS g5; 1972 WS g1/2/3/4/5/6/7
7 Brandon Phillips	2010 NLDS g2/3; 2012 NLCS g1/2/3/4/5
Bobby Tolan	1970 NLCS g1/2/3; 1970 WS g1/2/3/4
George Foster	1976 NLCS g3; 1976 WS g1/2/3/4; 1979 NLCS g1/2
Hal McRae	1970 WS g2/3/5; 1972 WS g1/2/4/6
Ken Griffey	1975 WS g4/5/6/7; 1976 NLCS g1/2/3

REDS POSTSEASON INDIVIDUAL PITCHING RECORDS

Appearances (Series).....	6, Pedro Borbon (1972 WS vs Oak)
Appearances (Postseason).....	9, Pedro Borbon, 1972 (3 vs Pit in NLCS, 6 vs Oak in WS)
Games Started (Series).....	3 (2x), Paul Derringer (1940 WS vs Det); Don Gullett (1975 WS vs Bos)
Games Started (Postseason).....	4 (2x), Don Gullett, 1975 (1 vs Pit in NLCS, 3 vs Bos in WS); Jose Rijo, 1990 (2 vs Pit in NLCS, 2 vs Oak in WS)
Innings Pitched (Game).....	9.0 (14x), Last: Don Gullett (1975 NLCS g1)
Innings Pitched (Series).....	19.1, Paul Derringer (1940 WS vs Det)
Innings Pitched (Postseason).....	27.2 (2x), Don Gullett, 1975 (9 vs Pit in NLCS, 18.2 vs Bos in WS); Jose Rijo, 1990 (12.1 vs Pit in NLCS, 15.1 vs Oak in WS)
Wins (Series).....	2 (6x), Last: Jose Rijo (1990 WS vs Oak)
Wins (Postseason).....	3 (3x), Ross Grimsley, 1972 (1 vs Pit in NLCS, 2 vs Oak in WS); Rawly Eastwick, 1975 (1 vs Pit in NLCS, 2 vs Bos in WS); Jose Rijo, 1990 (1 vs Pit in NLCS, 2 vs Oak in WS)
Losses (Series).....	2 (2x), Bucky Walters (1939 WS vs NYY); Jim O'Toole (1961 WS vs NYY)
Losses (Postseason).....	2 (3x), Bucky Walters, 1939 (2 vs NYY in WS); Jim O'Toole, 1961 (2 vs NYY in WS); Clay Carroll, 1972 (1 vs Pit in NLCS, 1 vs Oak in WS)
Saves (Series).....	3, Randy Myers (1990 NLCS vs Pit)
Saves (Postseason).....	4, Randy Myers, 1990 (3 vs Pit in NLCS, 1 vs Oak in WS)
Hits Allowed (Game).....	10 (3x), Slim Sallee (1919 WS g2); Hod Eller (1919 WS g8); Don Gullett (1975 WS g1)
Hits Allowed (Series).....	19 (2x), Slim Sallee (1919 WS vs Chi); Don Gullett (1975 WS vs Bos)
Hits Allowed (Postseason).....	27, Don Gullett, 1975 (8 vs Pit in NLCS, 19 vs Bos in WS)
Runs Allowed (Game).....	7, Junior Thompson (1939 WS g3)
Runs Allowed (Series).....	9, Don Gullett (1975 WS vs Bos)
Runs Allowed (Postseason).....	12, Don Gullett, 1975 (3 vs Pit in NLCS, 9 vs Bos in WS)
Earned Runs Allowed (Game).....	7, Junior Thompson (1939 WS g3)
Earned Runs Allowed (Series).....	9, Don Gullett (1975 WS vs Bos)
Earned Runs Allowed (Postseason).....	12, Don Gullett, 1975 (3 vs Pit in NLCS, 9 vs Bos in WS)
Strikeouts (Game).....	12, Trevor Bauer (2020 NLWCS at Atl g1)
Strikeouts (Series).....	15 (3x), Hod Eller (1919 WS vs Chi); Don Gullett (1975 WS vs Bos); Jose Rijo (1990 NLCS vs Pit)
Strikeouts (Postseason).....	29, Jose Rijo, 1990 (15 vs Pit in NLCS, 14 vs Oak in WS)
Walks (Game).....	6 (2x), Paul Derringer (1940 WS g4); Joey Jay (1961 WS g2)
Walks (Series).....	10 (2x), Paul Derringer (1940 WS vs Det); Don Gullett (1975 WS vs Bos)
Walks (Postseason).....	12 (2x), Don Gullett, 1975 (2 vs Pit in NLCS, 10 vs Bos in WS); Jose Rijo, 1990 (7 vs Pit in NLCS, 5 vs Oak in WS)

10 + STRIKEOUTS IN A GAME, REDS PITCHERS

K	Game	Opp	Pitchers Used (K)
21	2020 NLWCS g1 (13 Innings)	at Atl	Bauer (12), Iglesias (4), Sims (1), Lorenzen (4)
16	2012 NLDS g3 (10 Innings)	vs SF	Bailey (10), Marshall (1), Chapman (2), Broxton (3)
12	1990 NLCS g1	vs Pit	Rijo (8), Charlton (1), Dibble (3)
11	1970 WS g1	vs Bal	Nolan (7), Carroll (4)
	1990 NLCS g3	at Pit	Jackson (4), Dibble (3), Charlton (1), Myers (3)
10	1940 WS g1	vs Det	Derringer (1), Moore (7), Riddle (2)
	1990 NLCS g4	at Pit	Rijo (7), Myers (1), Dibble (2)
	1995 NLDS g3	vs LAD	Wells (8), Jackson (1), Brantley (1)

0 WALKS ISSUED IN A GAME, REDS PITCHERS

Game	Opp	Pitchers Used (IP)
1919 WS g7	vs Chi	Slim Sallee (4.1), Ray Fisher (0.2), Dolf Luque (4.0)
1939 WS g2	at NYY	Bucky Walters (8.0)
1940 WS g3	at Det	Jim Turner (6.0), Whitey Moore (1.0), Joe Beggs (1.0)
1972 NLCS g1	at Pit	Don Gullett (6.0), Pedro Borbon (2.0)
1972 NLCS g4	vs Pit	Ross Grimsley (9.0)

REDS POSTSEASON PITCHING LEADERS, TOP 10 ALL-TIME

APPEARANCES

Clay Carroll.....	22
Pedro Borbon.....	20
Don Gullett.....	17
Gary Nolan.....	11
Jack Billingham.....	10
Rawly Eastwick.....	9
Tom Hall.....	9
Will McEnaney.....	8
Grimsley, Myers, Dibble.....	7

WINS

Don Gullett.....	4
Clay Carroll.....	4
Rawly Eastwick.....	4
Jose Rijo.....	3
Ross Grimsley.....	3
7 players tied with 2	

HITS ALLOWED

Don Gullett.....	61
Gary Nolan.....	53
Jack Billingham.....	28
Paul Derringer.....	26
Fred Norman.....	26
Clay Carroll.....	24
Bucky Walters.....	21
4 players tied with 19	

GAMES STARTED

Gary Nolan.....	11
Don Gullett.....	10
Jack Billingham.....	6
Paul Derringer.....	5
Fred Norman.....	4
Jose Rijo.....	4
6 players tied with 3	

LOSSES

Don Gullett.....	3
Johnny Cueto.....	2
Clay Carroll.....	2
Ross Grimsley.....	2
Gary Nolan.....	2
Paul Derringer.....	2
Bucky Walters.....	2
Jim O'Toole.....	2
Junior Thompson.....	2
28 players tied with 1	

RUNS ALLOWED

Don Gullett.....	27
Gary Nolan.....	22
Fred Norman.....	13
Junior Thompson.....	13
Paul Derringer.....	12
Bucky Walters.....	12
Jack Billingham.....	11
4 players tied with 8	

INNINGS PITCHED

Don Gullett.....	78.1
Gary Nolan.....	59.1
Jack Billingham.....	42.0
Paul Derringer.....	34.2
Clay Carroll.....	32.1
Bucky Walters.....	29.0
Jose Rijo.....	27.2
Pedro Borbon.....	26.0
Fred Norman.....	23.1
Pete Schourek.....	21.1

SAVES

Randy Myers.....	4
Pedro Borbon.....	3
Will McEnaney.....	3
Clay Carroll.....	2
Don Gullett.....	1
Jack Billingham.....	1
Rawly Eastwick.....	1
Tom Hall.....	1
Rob Dibble.....	1
Jeff Brantley.....	1

EARNED RUN AVERAGE

Rob Dibble.....	0.00 (7g, 9.2ip, 0er)
Randy Myers.....	0.00 (7g, 8.2ip, 0er)
Bronson Arroyo.....	0.73 (2gs, 12.1ip, 1er)
Homer Bailey.....	1.00 (2g, 1gs, 9ip, 1er)
Slim Sallee.....	1.35 (2gs, 13.1ip, 2er)
Clay Carroll.....	1.39 (22g, 32.1ip, 5er)
Norm Charlton.....	1.50 (5g, 6ip, 1er)
Bob Purkey.....	1.64 (2g, 1gs, 11ip, 2er)
Pete Schourek.....	1.69 (3gs, 21.1ip, 4er)
Aroldis Chapman.....	1.93 (5g, 4.2ip, 1er)

*Minimum 5g or 9ip

COMPLETE GAMES BY REDS PITCHERS

CG	Pitcher	Game	Opp	IP
3	Paul Derringer	1939 WS g1	at NYY	8.1
		1940 WS g4	at Det	9.0
		1940 WS g7	vs Det	9.0
	Bucky Walters	1939 WS g2	at NYY	8.0
		1940 WS g2	vs Det	9.0
		1940 WS g6	vs Det	9.0
2	Hod Eller	1919 WS g5	at Chi	9.0
		1919 WS g8	at Chi	9.0
1	Don Gullett	1975 NLCS g1	vs Pit	9.0
	Ross Grimsley	1972 NLCS g4	vs Pit	9.0
	Joey Jay	1961 WS g2	at NYY	9.0
	Slim Sallee	1919 WS g2	vs Chi	9.0
	Dutch Ruether	1919 WS g1	vs Chi	9.0
	Jimmy Ring	1919 WS g4	at Chi	9.0
Bob Purkey	1961 WS g3	vs NYY	9.0	

SHUTOUTS BY REDS PITCHERS

Game	Opp	Score	Pitchers Used (IP)
1919 WS g4	at Chi	W, 2-0	Ring (9)
1919 WS g5	at Chi	W, 5-0	Eller (9)
1940 WS g6	vs Det	W, 4-0	Walters (9)
1970 NLCS g1	at Pit	W, 3-0	Nolan (9), Carroll (1)
1972 WS g3	at Oak	W, 1-0	Billingham (8), Carroll (1)
1990 WS g1	vs Oak	W, 7-0	Rijo (7), Dibble (1), Myers (1)
2012 NLDS g2	at SF	W, 9-0	Arroyo (7), Hoover (1), Arredondo (1)

FEWEST HITS ALLOWED BY REDS PITCHERS

Game	Opp	Hits	Pitchers Used (Hits Allowed)
1990 NLCS g6	vs Pit	1	Jackson (1), Charlton (0), Myers (0)
1972 NLCS g4	vs Pit	2	Grimsley (2)
1990 WS g4	at Oak	2	Rijo (2), Myers (0)
2012 NLDS g2	at SF	2	Arroyo (1), Hoover (0), Arredondo (1)



REDS POSTSEASON MISCELLANEOUS

REDS WALK-OFF WINS (6)

Game	Opp.	Winning Run	Final (Inn.)
*1972 NLCS Game 5	Pit	Wild pitch (Foster scores)	W, 4-3 (9)
1973 NLCS Game 1	NYM	Bench solo home run	W, 2-1 (9)
1975 WS Game 3	Bos	Morgan single (Geronimo scores)	W, 6-5 (10)
*1976 NLCS Game 3	Phi	Griffey single (Concepcion scores)	W, 7-6 (9)
1976 WS Game 2	NYN	Perez single (Griffey scores)	W, 4-3 (9)
1990 WS Game 2	Oak	Oliver single (Bates scores)	W, 5-4 (10)

* Clinched series victory

REDS WALK-OFF LOSSES (4)

Game	Opp.	Winning Run	Final (Inn.)
1939 WS Game 1	NYN	Dickey single (Keller scores)	L, 2-1 (9)
1972 WS Game 4	Oak	Mangual single (Tenace scores)	L, 3-2 (9)
1975 WS Game 6	Bos	Fisk solo home run	L, 7-6 (12)
2020 WCS Game 1	Atl	Freeman single (Pache scores)	L, 1-0 (13)

REDS IN POSTSEASON ELIMINATION GAMES (9-10)

2020 NLWC at Atl	Game 2	0-5, L
2012 NLDS vs SF	Game 5	4-6, L
2010 NLDS vs Phi	Game 3	0-2, L
1995 NLCS vs Atl	Game 4	0-6, L
1979 NLCS vs Pit	Game 3	1-7, L
1975 WS vs Bos	Game 7	4-3, W
1973 NLCS vs NYM	Game 5	2-7, L
1973 NLCS vs NYM	Game 4	2-1, W
1972 WS vs Oak	Game 7	2-3, L
1972 WS vs Oak	Game 6	8-1, W
1972 WS vs Oak	Game 5	5-4, W
1972 NLCS vs Pit	Game 5	4-3, W
1972 NLCS vs Pit	Game 4	7-1, W
1970 WS vs Bal	Game 5	3-9, L
1970 WS vs Bal	Game 4	6-5, W
1961 WS vs NYN	Game 5	5-13, L
1940 WS vs Det	Game 7	2-1, W
1940 WS vs Det	Game 6	4-0, W
1939 WS vs NYN	Game 4	4-7, L

Courtesy @EliasSports

MLB'S LONGEST 1-0 GAMES, POSTSEASON HISTORY

2020 NLWC Game 1	Cin 0, @Atl 1	13 innings
1997 NLCS Game 6	Cle 1, @Bal 0	11 innings
1981 NLDS Game 2	LA 0, @Hou 1	11 innings
1980 NLCS Game 3	Phi 0, @Hou 1	11 innings
1969 ALCS Game 2	Min 0, @Bal 1	11 innings

Courtesy @EliasSports

REDS EXTRA-INNING GAMES (5-9)

Game	Opp.	Inn.	Result
1973 NLCS Game 4	at NYM	12	W, 2-1
1975 WS Game 6	at Bos	12	L, 7-6
1979 NLCS Game 1	vs Pit	11	L, 5-2
1995 NLCS Game 1	vs Atl	11	L, 2-1
1919 WS Game 6	vs Chi	10	L, 5-4
1939 WS Game 4	vs NYN	10	L, 7-4
1970 NLCS Game 1	at Pit	10	W, 3-0
1975 NLCS Game 3	at Pit	10	W, 5-3
1975 WS Game 3	vs Bos	10	W, 6-5
1979 NLCS Game 2	vs Pit	10	L, 3-2
1990 WS Game 2	vs Oak	10	W, 5-4
1995 NLCS Game 2	vs Atl	10	L, 6-2
2012 NLDS Game 3	vs SF	10	L, 2-1
2020 NLWCS Game 1	at Atl	* 13	L, 1-0

* Longest 1-0 game in Postseason history

REDS SHUTOUT WINS (7)

Year	Game	Opponent	Score
2012	DS 2	Giants	9-0
1990	WS 1	Athletics	7-0
1972	WS 3	Athletics	1-0
1970	LCS 1	Pirates	3-0 (10)
1940	WS 6	Tigers	4-0
1919	WS 5	White Sox	5-0
1919	WS 4	White Sox	2-0

REDS' SHUTOUT LOSSES (12)

Year	Game	Opponent	Score
2020	WC 2	Braves	0-5
2020*	WC 1	Braves	0-1 (13)
2010	DS 3	Phillies	0-2
2010	DS 1	Phillies	0-4
1995	LCS 4	Braves	0-6
1975	WS 1	Red Sox	0-6
1973	LCS 2	Mets	0-5
1961	WS 4	Yankees	0-7
1961	WS 1	Yankees	0-2
1940	WS 5	Tigers	0-8
1939	WS 2	Yankees	0-4
1919	WS 3	White Sox	0-3

* Longest 1-0 game in Postseason history

@BAUEROUTAGE

In the 13-inning, 1-0 loss at Atl in Game 1 of the 2020 NL Wild Card Series, **Trevor Bauer** became the first pitcher in **Postseason history** to record at least **12 strikeouts** without allowing a walk or a run...listed below are the 4 other pitchers who allowed at least 12 strikeouts in a **Postseason game** without issuing a walk, but all 4 allowed at least 1 run.

	IP	R	BB	K
Trevor Bauer, 2020 NLWC1, Cin at Atl	7.2	0	0	12
Gerrit Cole, 2020 ALWC1, NYY at Cle	7.0	2	0	13
Stephen Strasburg, 2019 NLCS3, Wsh vs StL	7.0	1	0	12
Gerrit Cole, 2018 ALDS2, Hou vs Cle	7.0	1	0	12
Tom Seaver, 1973 NLCS1, NYM at Cin	8.1	2	0	13

2022 NOTES




1919 WORLD SERIES
CINCINNATI REDS 5, CHICAGO WHITE SOX 3
Game 1 @ CIN (Crosley Field) - Reds 9, White Sox 1

Oct. 1 - The Reds snapped a 1-1 tie in the fourth inning with 4 runs off Eddie Cicotte...Dutch Ruether went the distance and held the Sox to just 6 hits...he also helped his own cause with 3 hits at the plate.

Chicago Batting							
Player	AVG	G	AB	R	H	HR	RBI
ECollins	.226	8	31	2	7	0	1
SCollins	.250	4	16	2	4	0	0
Felsch	.192	8	26	2	5	0	3
Gandil	.233	8	30	1	7	0	5
Jackson	.375	8	32	5	12	1	6
Leibold	.056	5	18	0	1	0	0
Lynn	.000	1	1	0	0	0	0
McMullin	.500	2	2	0	1	0	0
Murphy	.000	3	2	0	0	0	0
Risberg	.080	8	25	3	2	0	0
Schalk	.304	8	23	1	7	0	2
Weaver	.324	8	34	4	11	0	0

	1	2	3	4	5	6	7	8	9	R	H	E	Attendance
Chi	0	1	0	0	0	0	0	0	0	1	6	1	30,511
Cin	1	0	0	5	0	0	2	1	x	9	14	1	

WP - Ruether (1-0), LP - Cicotte (0-1), Save - None
HR - None

Game 2 @ CIN (Crosley Field) - Reds 4, White Sox 2

Oct. 2 - Larry Kopf's 2-run triple capped a 3-run fourth inning...the Reds added a run in the sixth on an RBI-single by Greasy Neale...Slim Sallee went the distance, allowing just 2 runs while scattering 10 hits.

Chicago Pitching							
Player	W-L	ERA	G	SV	IP	H	ER
Cicotte	1-2	2.91	3	0	21.2	19	7
James	0-0	5.79	1	0	4.2	8	3
Kerr	2-0	1.42	2	0	19.0	14	3
Lowdermilk	0-0	9.00	1	0	1.0	2	1
Mayer	0-0	0.00	1	0	1.0	0	0
Wilkinson	0-0	1.23	2	0	7.1	9	1
Williams	0-3	6.61	3	0	16.1	12	12

	1	2	3	4	5	6	7	8	9	R	H	E	Attendance
Chi	0	0	0	0	0	0	2	0	0	2	10	1	29,698
Cin	0	0	0	3	0	1	0	0	x	4	4	3	

WP - Sallee (1-0), LP - Williams (0-1), Save - None
HR - None

Game 3 @ CHI (Comiskey Park) - White Sox 3, Reds 0

Oct. 3 - Dickie Kerr earned the complete-game shutout...the Sox got all the runs they would need in the second inning on a 2-run single by Chick Gandil...Reds batters produced just 3 hits.

Cincinnati Batting							
Player	AVG	G	AB	R	H	HR	RBI
Daubert	.241	8	29	4	7	0	1
Duncan	.269	8	26	3	7	0	8
Groh	.172	8	29	6	5	0	2
Kopf	.222	8	27	3	6	0	3
Magee	.500	2	2	0	1	0	0
Neale	.357	8	28	3	10	0	4
Rariden	.211	5	19	0	4	0	2
Rath	.226	8	31	5	7	0	2
Roush	.214	8	28	6	6	0	7
Smith	.000	1	0	0	0	0	0
Wingo	.571	3	7	1	4	0	1

	1	2	3	4	5	6	7	8	9	R	H	E	Attendance
Cin	0	0	0	0	0	0	0	0	0	0	3	1	29,126
Chi	0	2	0	1	0	0	0	x	3	7	7	0	

WP - Kerr (1-0), LP - Fisher (0-1), Save - None
HR - None

Game 4 @ CHI (Comiskey Park) - Reds 2, White Sox 0

Oct. 4 - Jimmy Ring earned the complete-game shutout for the Reds, allowing Chicago just 3 hits...the Reds scored twice in the fifth inning on a White Sox error and an RBI-double by Greasy Neale.

Cincinnati Pitching							
Player	W-L	ERA	G	SV	IP	H	ER
Eller	2-0	2.00	2	0	18.0	13	4
Fisher	0-1	2.35	2	0	7.2	7	2
Luque	0-0	0.00	2	0	5.0	1	0
Ring	1-1	0.64	2	0	14.0	7	1
Ruether	1-0	2.57	2	0	14.0	12	4
Sallee	1-1	1.35	2	0	13.1	19	2

	1	2	3	4	5	6	7	8	9	R	H	E	Attendance
Cin	0	0	0	0	2	0	0	0	0	2	5	2	34,363
Chi	0	0	0	0	0	0	0	0	0	0	3	2	

WP - Ring (1-0), LP - Cicotte (0-2), Save - None
HR - None

Game 5 @ CHI (Comiskey Park) - Reds 5, White Sox 0

Oct. 6 - Four runs in the sixth inning, including 2 on Edd Roush's triple, broke open a scoreless game...Hod Eller fanned 9 batters, including 6 in a row at one point, en route to the complete-game shutout.

	1	2	3	4	5	6	7	8	9	R	H	E	Attendance
Cin	0	0	0	0	0	4	0	0	1	5	4	0	34,379
Chi	0	0	0	0	0	0	0	0	0	0	3	3	

WP - Eller (1-0), LP - Williams (0-1), Save - None
HR - None

Game 6 @ CIN (Crosley Field) - White Sox 5, Reds 4 (10)

Oct. 7 - The Sox scored the game's final 5 runs...with the game tied 4-4 in the 10th, Chick Gandil singled home the game-ending run...the Reds pounded out 11 hits, including 3 from Greasy Neale.

	1	2	3	4	5	6	7	8	9	10	R	H	E	Attendance
Chi	0	0	0	0	1	3	0	0	0	1	5	10	3	32,006
Cin	0	0	2	2	0	0	0	0	0	0	4	11	0	

WP - Kerr (2-0), LP - Ring (1-1), Save - None
HR - None

NL Standings

Cincinnati	96	44	.686	-
New York	87	53	.621	9.0
Chicago	75	65	.536	21.0
Pittsburgh	71	68	.511	24.5
Brooklyn	69	71	.493	27.0
Boston	57	82	.410	38.5
St. Louis	54	83	.393	40.5
Philadelphia	47	90	.343	47.5



Game 7 @ CIN (Crosley Field) - White Sox 4, Reds 1

Oct. 8 - Shano Collins scored the game-winning run on a single by Joe Jackson in the third inning...Eddie Cicotte allowed just 1 run on 7 hits... reliever Dolf Luque tossed 4 shutout innings.

	1	2	3	4	5	6	7	8	9	R	H	E	Attendance
Chi	1	0	1	0	2	0	0	0	0	4	10	1	13,932
Cin	0	0	0	0	0	1	0	0	0	1	7	4	

WP - Cicotte (1-2), LP - Sallee (1-1), Save - None
HR - None

Game 8 @ CHI (Comiskey Park) - Reds 10, White Sox 5

Oct. 9 - The Reds scored 4 runs in the first inning and coasted to victory to wrap up their first World Series title...Hod Eller pitched his second complete game of the series, allowing 10 hits...the Reds pounded out 16 hits, including 2 or more from 6 different players.

	1	2	3	4	5	6	7	8	9	R	H	E	Attendance
Cin	4	1	0	0	1	3	0	1	0	10	16	2	32,930
Chi	0	0	1	0	0	0	0	4	0	5	10	1	

WP - Eller (2-0), LP - Williams (0-3), Save - None
HR - Jackson

"1919 Black Sox Scandal"

Chicago White Sox Pitcher Eddie Cicotte and outfielder Shoeless Joe Jackson tearfully confessed to a Cook County grand jury that they and third baseman Buck Weaver, center fielder Oscar (Happy) Felsch, first baseman Arnold (Chick) Gandil, utility infielder Fred McMullin, shortstop Charles (Swede) Risberg and pitcher Claude (Lefty) Williams had conspired with known gamblers, allegedly including Arnold Rothstein, to throw the 1919 World Series.

While none of the 8 players were convicted in court, all were banned from the game for life by the first commissioner of baseball, former Federal Judge Kenesaw Mountain Landis.

Weaver, who had known about the conspiracy from the beginning, refused to participate and batted .324 in the World Series. He was banned, however, for not exposing his teammates. Jackson, who admitted taking \$5,000, batted .375 with a homer and 6 RBI.

Risberg committed 4 errors and batted .080, but did not receive a cent. Gandil - the organizer of the scam - walked away with \$30,000 and immediately announced his retirement. Cicotte lost 2 of his 3 starts and earned a \$10,000 payday. He later told the jury it was not worth the effort.


1939 WORLD SERIES
NEW YORK YANKEES 4, CINCINNATI REDS 0
Game 1 @ NY (Yankee Stadium) - Yankees 2, Reds 1

Oct. 4 - With the game knotted at 1-1 in the bottom of the ninth inning, the Yankees' Charlie Keller hit a 1-out triple and eventually scored the game-winner on a Bill Dickey single...Red Ruffing held the Reds to 4 hits and earned the complete-game victory.

	1	2	3	4	5	6	7	8	9	R	H	E	Attendance
Cin	0	0	0	1	0	0	0	0	0	1	4	0	58,541
NYN	0	0	0	0	1	0	0	0	1	2	6	0	

WP - Ruffing (1-0), LP - Derringer (0-1), Save - None
HR - None

Game 2 @ NY (Yankee Stadium) - Yankees 4, Reds 0

Oct. 5 - Monte Pearson tossed a no-hitter through 7.1 innings before allowing a single to catcher Ernie Lombardi...Babe Dahlgren doubled and homered.

	1	2	3	4	5	6	7	8	9	R	H	E	Attendance
Cin	0	0	0	0	0	0	0	0	0	0	2	0	59,791
NYN	0	0	3	1	0	0	0	x		4	9	0	

WP - Pearson (1-0), LP - Walters (0-1), Save - None
HR - Dahlgren

Game 3 @ CIN (Crosley Field) - Yankees 7, Reds 3

Oct. 7 - Charlie Keller spearheaded the Yankees attack with 2 homers and 4 RBI to help New York take a commanding 3-0 lead in the series...the Reds collected 10 hits, all singles, but managed only 3 hits after the third inning.

	1	2	3	4	5	6	7	8	9	R	H	E	Attendance
NYN	2	0	2	0	3	0	0	0	0	7	5	1	32,723
Cin	1	2	0	0	0	0	0	0	0	3	10	0	

WP - Hadley (1-0), LP - Thompson (0-1), Save - None
HR - Keller 2, DiMaggio, Dickey

Game 4 @ CIN (Crosley Field) - Yankees 7, Reds 4 (10)

Oct. 8 - The Yankees earned the World Series crown with a dramatic 3-run 10th inning...with the Reds holding a 4-2 lead in the ninth, the Yankees rallied for 2 runs to tie the game on a Reds' error and an infield hit...in the 10th, catcher Ernie Lombardi was stunned by a home-plate collision and lay helplessly as DiMaggio rounded the bases to score on a single...during that inning, the Reds' defense committed 3 errors.

	1	2	3	4	5	6	7	8	9	10	R	H	E	Attendance
NYN	0	0	0	0	0	0	2	0	2	3	7	7	1	32,794
Cin	0	0	0	0	0	0	3	1	0	0	4	11	4	

WP - Murphy (1-0), LP - Walters (0-2), Save - None
HR - Keller, Dickey

New York Batting

Player	AVG	G	AB	R	H	HR	RBI
Crosetti	.063	4	16	2	1	0	1
Dahlgren	.214	4	14	2	3	1	2
Dickey	.267	4	15	2	4	2	5
DiMaggio	.313	4	16	3	5	1	3
Gordon	.143	4	14	1	2	0	1
Keller	.438	4	16	8	7	3	6
Rolfe	.125	4	16	2	2	0	0
Selkirk	.167	4	12	0	2	0	0

New York Pitching

Player	W-L	ERA	G	SV	IP	H	ER
Gomez	0-0	9.00	1	0	1.0	3	1
Hadley	1-0	2.25	1	0	8.0	7	2
Hildebrand	0-0	0.00	1	0	4.0	2	0
Murphy	1-0	2.70	1	0	3.1	5	1
Pearson	1-0	0.00	1	0	9.0	2	0
Ruffing	1-0	1.00	1	0	9.0	4	1
Sundra	0-0	0.00	1	0	2.2	4	0

Cincinnati Batting

Player	AVG	G	AB	R	H	HR	RBI
Berger	.000	4	15	0	0	0	1
Bongiovanni	.000	1	1	0	0	0	0
Bordagaray	.000	2	0	0	0	0	0
Craft	.091	4	11	0	1	0	0
Frey	.000	4	17	0	0	0	0
Gamble	.000	1	1	0	0	0	0
Goodman	.333	4	15	3	5	0	1
Hershberger	.500	3	2	0	1	0	1
Lombardi	.214	4	14	0	3	0	2
McCormick	.400	4	15	1	6	0	1
Myers	.333	4	12	2	4	0	0
Simmons	.250	1	4	1	1	0	0
Werber	.250	4	16	1	4	0	2


Cincinnati Pitching

Player	W-L	ERA	G	SV	IP	H	ER
Derringer	0-1	2.35	2	0	15.1	9	4
Grissom	0-0	0.00	1	0	1.1	0	0
Moore	0-0	0.00	1	0	3.0	0	0
Thompson	0-1	13.50	1	0	4.2	5	7
Walters	0-2	4.91	2	0	11.0	13	6

NL Standings

Cincinnati	97	57	.630	-
St. Louis	92	61	.601	4.5
Brooklyn	84	69	.549	12.5
Chicago	84	70	.545	13.0
New York	77	74	.510	18.5
Pittsburgh	68	85	.444	28.5
Boston	63	88	.417	32.5
Philadelphia	45	106	.298	50.0





1940 WORLD SERIES

CINCINNATI REDS 4, DETROIT TIGERS 3

Game 1 @ CIN (Crosley Field) - Tigers 7, Reds 2

Oct. 2 - Detroit broke the game open when its first 5 batters in the top of the second inning reached base safely.

	1	2	3	4	5	6	7	8	9	R	H	E	Attendance
Det	0	5	0	0	2	0	0	0	0	7	10	1	31,793
Cin	0	0	0	1	0	0	0	1	0	2	8	3	

WP - Newsom (1-0), LP - Derringer (0-1), Save - None
HR - Campbell

Game 2 @ CIN (Crosley Field) - Reds 5, Tigers 3

Oct. 3 - The Tigers scored twice in the first inning, but Reds starter Bucky Walters allowed only 1 additional run as part of a complete-game effort.

	1	2	3	4	5	6	7	8	9	R	H	E	Attendance
Det	2	0	0	0	1	0	0	0	0	3	3	1	30,640
Cin	0	2	2	1	0	0	0	x	0	5	9	0	

WP - Walters (1-0), LP - Rowe (0-1), Save - None
HR - Ripple

Game 3 @ DET (Briggs Stadium) - Tigers 7, Reds 4

Oct. 4 - Detroit broke a 1-1 tie with 4 runs in the bottom of the seventh inning, highlighted by a pair of 2-run home runs.

	1	2	3	4	5	6	7	8	9	R	H	E	Attendance
Cin	1	0	0	0	0	0	1	2	4	4	10	1	52,877
Det	0	0	0	1	0	0	4	2	x	7	13	1	

WP - Bridges (1-0), LP - Turner (0-1), Save - None
HR - York, Higgins

Game 4 @ DET (Briggs Stadium) - Reds 5, Tigers 2

Oct. 5 - Paul Derringer earned the complete-game victory for the Reds.

	1	2	3	4	5	6	7	8	9	R	H	E	Attendance
Cin	2	0	1	1	0	0	0	1	0	5	11	1	54,093
Det	0	0	1	0	0	1	0	0	0	2	5	1	

WP - Derringer (1-1), LP - Trout (0-1), Save - None
HR - None

Game 5 @ DET (Briggs Stadium) - Tigers 8, Reds 0

Oct. 6 - Bobo Newsom recorded his second complete game of the series, while Hank Greenberg had 3 hits and drove in 4 runs.

	1	2	3	4	5	6	7	8	9	R	H	E	Attendance
Cin	0	0	0	0	0	0	0	0	0	0	3	0	55,189
Det	0	0	3	4	0	0	0	1	x	8	13	0	

WP - Newsom (2-0), LP - Thompson (0-1), Save - None
HR - Greenberg

Game 6 @ CIN (Crosley Field) - Reds 4, Tigers 0

Oct. 7 - Bucky Walters went the distance, surrendering just 5 hits.

	1	2	3	4	5	6	7	8	9	R	H	E	Attendance
Det	0	0	0	0	0	0	0	0	0	0	5	0	30,481
Cin	2	0	0	0	1	0	1	x	0	4	10	2	

WP - Walters (2-0), LP - Rowe (0-2), Save - None
HR - Walters

Game 7 @ CIN (Crosley Field) - Reds 2, Tigers 1

Oct. 8 - Trailing 1-0 in the seventh inning, Frank McCormick and Jimmy Ripple hit back-to-back doubles and Billy Myers added a sacrifice fly.

	1	2	3	4	5	6	7	8	9	R	H	E	Attendance
Det	0	0	1	0	0	0	0	0	0	1	7	0	26,854
Cin	0	0	0	0	0	0	2	0	x	2	7	1	

WP - Derringer (2-1), LP - Newsom (2-1), Save - None
HR - None

Detroit Batting

Player	AVG	G	AB	R	H	HR	RBI
Averill	.000	3	3	0	0	0	0
Bartell	.269	7	26	2	7	0	3
Campbell	.360	7	25	4	9	1	5
Croucher	.000	1	0	0	0	0	0
Fox	.000	1	1	0	0	0	0
Gehring	.214	7	28	3	6	0	1
Greenberg	.357	7	28	5	10	1	6
Higgins	.333	7	24	2	8	1	6
McCosky	.304	7	23	5	7	0	1
Sullivan	.154	5	13	2	0	0	0
Tebbetts	.000	4	11	0	0	0	0
York	.231	7	26	3	6	1	2

Detroit Pitching

Player	W-L	ERA	G	SV	IP	H	ER
Bridges	1-0	3.00	1	0	9.0	10	3
Gorsica	0-0	0.79	2	0	11.1	6	1
Hutchinson	0-0	9.00	1	0	1.0	1	1
McKain	0-0	3.00	1	0	3.0	4	1
Newsom	2-1	1.38	3	0	26.0	18	4
Rowe	0-2	17.18	2	0	3.2	12	7
Smith	0-0	2.25	1	0	4.0	1	1
Trout	0-1	9.00	1	0	2.0	6	2

Cincinnati Batting

Player	AVG	G	AB	R	H	HR	RBI
Arnovich	.000	1	1	0	0	0	0
Baker	.250	3	4	1	1	0	0
Craft	.000	1	1	0	0	0	0
Frey	.000	3	2	0	0	0	0
Goodman	.276	7	29	5	8	0	5
Joost	.200	7	25	0	5	0	2
Lombardi	.333	2	3	0	1	0	0
FMcCormick	.214	7	28	2	6	0	0
MMcCormick	.310	7	29	1	9	0	2
Myers	.130	7	23	0	3	0	2
Riggs	.000	3	3	1	0	0	0
Ripple	.333	7	21	3	7	1	6
Werber	.370	7	27	5	10	0	2
Wilson	.353	6	17	2	6	0	0

Cincinnati Pitching

Player	W-L	ERA	G	SV	IP	H	ER
Beggs	0-0	9.00	1	0	1.0	3	1
Derringer	2-1	2.79	3	0	19.1	17	6
Hutchings	0-0	9.00	1	0	1.0	2	1
Moore	0-0	3.24	3	0	8.1	8	3
Riddle	0-0	0.00	1	0	1.0	0	0
Thompson	0-1	16.20	1	0	3.1	8	6
Turner	0-1	7.50	1	0	6.0	8	5
Vander Meer	0-0	0.00	1	0	3.0	2	0
Walters	2-0	1.50	2	0	18.0	8	3

NL Standings

Cincinnati	100	53	.654	-
Brooklyn	88	65	.575	12.0
St. Louis	84	69	.549	16.0
Pittsburgh	78	76	.506	22.5
Chicago	75	79	.487	25.5
New York	72	80	.474	27.5
Boston	65	87	.428	34.5
Philadelphia	50	103	.327	50.0


1961 WORLD SERIES
NEW YORK YANKEES 4, CINCINNATI REDS 1
Game 1 @ NYY (Yankee Stadium) - Yankees 2, Reds 0

Oct. 4 - Elston Howard and Bill Skowron each belted solo homers to power Whitey Ford to his record eighth World Series victory.

New York Batting							
Player	AVG	G	AB	R	H	HR	RBI
Berra	.273	4	11	2	3	1	3
Blanchard	.400	4	10	4	4	2	3
Boyer	.267	5	15	0	4	0	3
Gardner	.000	1	1	0	0	0	0
Howard	.250	5	20	5	5	0	1
Kubek	.227	5	22	3	5	0	1
Lopez	.333	4	9	3	3	1	7
Mantle	.167	2	6	0	1	0	0
Maris	.105	5	19	4	2	1	2
Reed	.000	3	0	0	0	0	0
Richardson	.391	5	23	2	9	0	0
Skowron	.353	5	17	3	6	1	5

	1	2	3	4	5	6	7	8	9	R	H	E	Attendance
Cin	0	0	0	0	0	0	0	0	0	0	2	0	62,397
NYY	0	0	0	1	0	1	0	0	x	2	6	0	

WP - Ford (1-0), **LP** - O'Toole (0-1), **Save** - None
HR - Howard, Skowron

Game 2 @ NYY (Yankee Stadium) - Reds 6, Yankees 2

Oct. 5 - Joey Jay allowed the Yankees just 2 runs on 4 hits.

New York Pitching							
Player	W-L	ERA	G	SV	IP	H	ER
Arroyo	1-0	2.25	2	0	4.0	4	1
Coates	0-0	0.00	1	1	4.0	1	0
Daley	1-0	0.00	2	0	7.0	5	0
Ford	2-0	0.00	2	0	14.0	6	0
Stafford	0-0	2.70	1	0	6.2	7	2
Terry	0-1	4.82	2	0	9.1	12	5

	1	2	3	4	5	6	7	8	9	R	H	E	Attendance
Cin	0	0	0	2	1	1	0	2	0	6	9	0	63,093
NYY	0	0	0	2	0	0	0	0	0	2	4	3	

WP - Jay (1-0), **LP** - Terry (0-1), **Save** - None
HR - Coleman, Berra

Game 3 @ CIN (Crosley Field) - Yankees 3, Reds 2

Oct. 7 - Johnny Blanchard delivered a clutch pinch-hit homer in the eighth inning to tie the game at 2-2...Roger Maris then won the game with a homer in the ninth.

Cincinnati Batting							
Player	AVG	G	AB	R	H	HR	RBI
Bell	.000	3	3	0	0	0	0
Blasingame	.143	3	7	1	1	0	0
Cardenas	.333	3	3	0	1	0	0
Chacon	.250	4	12	2	3	0	0
Coleman	.250	5	20	2	5	1	2
Edwards	.364	3	11	1	4	0	2
Freese	.063	5	16	0	1	0	0
Gernert	.000	4	4	0	0	0	0
Johnson	.500	2	4	0	2	0	0
Kasko	.318	5	22	1	7	0	1
Lynch	.000	4	3	0	0	0	0
Pinson	.091	5	22	0	2	0	0
Post	.333	5	18	3	6	1	2
Robinson	.200	5	15	3	3	1	4
Zimmerman	.000	2	0	0	0	0	0

	1	2	3	4	5	6	7	8	9	R	H	E	Attendance
NYY	0	0	0	0	0	0	1	1	1	3	6	1	32,589
Cin	0	0	1	0	0	0	1	0	0	2	8	0	

WP - Arroyo (1-0), **LP** - Purkey (0-1), **Save** - None
HR - Maris, Blanchard

Game 4 @ CIN (Crosley Field) - Yankees 7, Reds 0

Oct. 8 - Whitey Ford combined with Jim Coates to blank the Reds on 5 hits...Ford left the contest in the sixth inning, but not before he extended his World Series scoreless streak to 32.0 innings, eclipsing Babe Ruth's record of 29.2 innings.

Cincinnati Pitching							
Player	W-L	ERA	G	SV	IP	H	ER
Brosnan	0-0	7.50	3	0	6.0	9	5
Henry	0-0	19.29	2	0	2.1	4	5
Hunt	0-0	0.00	1	0	1.0	0	0
Jay	1-1	5.59	2	0	9.2	8	6
Johnson	0-0	0.00	1	0	0.2	0	0
Jones	0-0	0.00	1	0	0.2	0	0
Maloney	0-0	27.00	1	0	0.2	4	2
O'Toole	0-2	3.00	2	0	12.0	11	4
Purkey	0-1	1.64	2	0	11.0	6	2

	1	2	3	4	5	6	7	8	9	R	H	E	Attendance
NYY	0	0	0	1	1	2	3	0	0	7	11	0	32,589
Cin	0	0	0	0	0	0	0	0	0	0	5	1	

WP - Ford (2-0), **LP** - O'Toole (0-2), **Save** - Coates (1)
HR - None

Game 5 @ CIN (Crosley Field) - Yankees 13, Reds 5

Oct. 9 - With Mickey Mantle and Yogi Berra out of the lineup with injuries, the Yankees resorted to the bench and erupted for 6 runs in the first 2 innings...Hector Lopez drove in 5 runs as the Yankees pounded out 15 hits off 8 Reds pitchers.

	1	2	3	4	5	6	7	8	9	R	H	E	Attendance
NYY	5	1	0	5	0	2	0	0	0	13	15	1	32,589
Cin	0	0	3	0	2	0	0	0	0	5	11	3	

WP - Daley (1-0), **LP** - Jay (1-1), **Save** - None
HR - Blanchard, Lopez, Robinson, Post

NL Standings

Cincinnati	93	61	.604	-
Los Angeles	89	65	.578	4.0
San Francisco	85	69	.552	8.0
Milwaukee	83	71	.539	10.0
St. Louis	80	74	.519	13.0
Pittsburgh	75	79	.487	18.0
Chicago	64	90	.416	29.0
Philadelphia	47	107	.305	46.0



1970 NLCS

CINCINNATI REDS 3, PITTSBURGH PIRATES 0

Game 1 @ PIT (Three Rivers Stadium) - Reds 3, Pirates 0 (10)

Oct. 3 - Pete Rose's run-scoring single in the 10th inning, followed by Lee May's 2-run double, ended a scoreless pitching duel between Gary Nolan and Dock Ellis.

Pittsburgh Batting							
Player	AVG	G	AB	R	H	HR	RBI
Alley	.000	2	7	0	0	0	0
Alou	.250	3	12	1	3	0	0
Cash	.125	2	8	1	1	0	0
Clemente	.214	3	14	1	3	0	1
Hebner	.667	2	6	0	4	0	0
Jeter	.000	3	2	0	0	0	0
Mazeroski	.000	1	2	0	0	0	0
Oliver	.250	2	8	0	2	0	1
Pagan	.333	1	3	0	1	0	0
Patek	.000	1	3	0	0	0	0
Robertson	.200	2	5	0	1	0	0
Sanguillen	.167	3	12	0	2	0	0
Stargell	.500	3	12	0	6	0	1

	1	2	3	4	5	6	7	8	9	10	R	H	E	Attendance
Cin	0	0	0	0	0	0	0	0	3	3	9	0		33,088
Pit	0	0	0	0	0	0	0	0	0	0	8	0		

WP - Nolan (1-0), LP - Ellis (0-1), Save - Carroll (1)
HR - None

Game 2 @ PIT (Three Rivers Stadium) - Reds 3, Pirates 1

Oct. 4 - Bobby Tolan collected 3 hits, including a homer, and scored all 3 Reds runs...starter Jim Merritt earned his seventh straight win over the Pirates...19-year-old Don Gullett tossed 3.1 hitless frames for the save.

Pittsburgh Pitching							
Player	W-L	ERA	G	SV	IP	H	ER
Ellis	0-1	2.79	1	0	9.2	9	3
Gibbon	0-0	0.00	2	0	0.1	1	0
Giusti	0-0	3.86	2	0	2.1	3	1
Moose	0-1	3.52	1	0	7.2	4	3
Walker	0-1	1.29	1	0	7.0	5	1

	1	2	3	4	5	6	7	8	9	R	H	E	Attendance
Cin	0	0	1	0	1	0	0	1	0	3	8	1	39,317
Pit	0	0	0	0	1	0	0	0	0	1	5	2	

WP - Merritt (1-0), LP - Walker (0-1), Save - Gullett (1)
HR - Tolan

Game 3 @ CIN (Riverfront Stadium) - Reds 3 - Pirates 2

Oct. 5 - Pinch-hitter Ty Cline walked in the eighth inning and scored on back-to-back singles by Pete Rose and Bobby Tolan to put the Reds in the lead...Milt Wilcox picked up the victory in relief of Tony Cloninger.

Cincinnati Batting							
Player	AVG	G	AB	R	H	HR	RBI
Bench	.222	3	9	2	2	1	1
Bravo	.000	1	1	0	0	0	0
Carbo	.000	2	6	0	0	0	0
Cline	1.000	2	1	2	1	0	0
Concepcion	.000	3	0	0	0	0	0
Helms	.273	3	11	0	3	0	0
May	.167	3	12	0	2	0	2
McRae	.000	2	4	0	0	0	0
Perez	.333	3	12	1	4	1	2
Rose	.231	3	13	1	3	0	1
Stewart	.000	1	2	0	0	0	0
Tolan	.417	3	12	3	5	1	2
Woodward	.100	3	10	0	1	0	0

	1	2	3	4	5	6	7	8	9	R	H	E	Attendance
Pit	1	0	0	0	1	0	0	0	0	2	10	0	40,538
Cin	2	0	0	0	0	0	0	1	x	3	5	0	

WP - Wilcox (1-0), LP - Moose (0-1), Save - Gullett (2)
HR - Perez, Bench

Cincinnati Pitching							
Player	W-L	ERA	G	SV	IP	H	ER
Carroll	0-0	0.00	2	1	1.1	2	0
Cloninger	0-0	5.40	1	0	5.0	7	2
Granger	0-0	0.00	1	0	0.2	1	0
Gullett	0-0	0.00	2	2	3.2	1	0
Merritt	1-0	1.69	1	0	5.1	3	1
Nolan	1-0	0.00	1	0	9.0	8	0
Wilcox	1-0	0.00	1	0	3.0	1	0



NL West Standings

Cincinnati	102	60	.630	-
Los Angeles	87	74	.540	14.5
San Francisco	86	76	.531	16.0
Houston	79	83	.488	23.0
Atlanta	76	86	.469	26.0
San Diego	63	99	.389	39.0


1970 WORLD SERIES
BALTIMORE ORIOLAS 4, CINCINNATI REDS 1
Game 1 @ CIN (Riverfront Stadium) - Orioles 4, Reds 3

Oct. 10 - Boog Powell hit a 2-run homer and Ellie Hendricks and Brooks Robinson added solo shots as the Orioles overcame an early 3-0 deficit... Jim Palmer pitched 8.2 innings, allowing just 3 runs on 5 hits.

	1	2	3	4	5	6	7	8	9	R	H	E	Attendance
Bal	0	0	0	2	1	0	1	0	0	4	7	2	51,531
Cin	1	0	2	0	0	0	0	0	0	3	5	0	

WP - Palmer (1-0), **LP** - Nolan (0-1), **Save** - Richert (1)
HR - Powell, B. Robinson, Hendricks, May

Game 2 @ CIN (Riverfront Stadium) - Orioles 6, Reds 5

Oct. 11 - For the second straight game the Reds jumped out to a 3-0 lead but could not hold on...the Orioles scored 5 runs in the fifth inning... Boog Powell blasted his second homer of the series and Ellie Hendricks added a 2-run double.

	1	2	3	4	5	6	7	8	9	R	H	E	Attendance
Bal	0	0	0	1	5	0	0	0	0	6	10	2	51,531
Cin	3	0	1	0	0	1	0	0	0	5	7	0	

WP - Phoebus (1-0), **LP** - Wilcox (0-1), **Save** - Hall (1)
HR - Powell, Tolan, Bench

Game 3 @ BAL (Memorial Stadium) - Orioles 9, Reds 3

Oct. 13 - Dave McNally went the distance for the O's and hit a grand slam in the sixth inning...Brooks Robinson made 2 great defensive plays.

	1	2	3	4	5	6	7	8	9	R	H	E	Attendance
Cin	0	1	0	0	0	0	2	0	0	3	9	0	51,773
Bal	2	0	1	0	1	4	1	0	x	9	10	1	

WP - McNally (1-0), **LP** - Cloninger (0-1), **Save** - None
HR - Buford, F. Robinson, McNally

Game 4 @ BAL (Memorial Stadium) - Reds 6, Orioles 5

Oct. 14 - Lee May's clutch 3-run homer in the eighth inning sent the Reds to their only victory of the Series and snapped the Orioles' 17-game winning streak...Clay Carroll picked up the victory in relief.

	1	2	3	4	5	6	7	8	9	R	H	E	Attendance
Cin	0	1	1	0	1	0	0	3	0	6	8	3	53,007
Bal	0	1	3	0	0	1	0	0	0	5	8	0	

WP - Carroll (1-0), **LP** - Watt (0-1), **Save** - None
HR - Rose, May, B. Robinson

Game 5 @ BAL (Memorial Stadium) - Orioles 9, Reds 3

Oct. 15 - The Orioles overcame a 3-run deficit for the third time in the Series and coasted to a 9-3 win and a World Series championship...Baltimore's Frank Robinson and Merv Rettenmund each homered and drove in 2 runs...pitcher Mike Cuellar allowed only 2 hits after the first inning.

	1	2	3	4	5	6	7	8	9	R	H	E	Attendance
Cin	3	0	0	0	0	0	0	0	0	3	6	0	45,341
Bal	2	2	2	0	1	0	0	2	x	9	15	0	

WP - Cuellar (1-0), **LP** - Merritt (0-1), **Save** - None
HR - F. Robinson, Rettenmund

Baltimore Batting							
Player	AVG	G	AB	R	H	HR	RBI
Belanger	.105	5	19	0	2	0	1
Blair	.474	5	19	5	9	0	3
Buford	.267	4	15	3	4	1	1
Etchebarren	.143	2	7	1	1	0	0
Hendricks	.364	3	11	1	4	1	4
Johnson	.313	5	16	2	5	0	2
Powell	.294	5	17	6	5	2	5
Rettenmund	.400	2	5	2	2	1	2
BRobinson	.429	5	21	5	9	2	6
FRobinson	.273	5	22	5	6	2	4
Salmon	1.000	1	1	1	1	0	0

Baltimore Pitching							
Player	W-L	ERA	G	SV	IP	H	ER
Cuellar	1-0	3.18	2	0	11.1	10	4
Drabosky	0-0	2.70	2	0	3.1	2	1
Hall	0-0	0.00	1	1	2.1	0	0
Lopez	0-0	0.00	1	0	0.1	0	0
McNally	1-0	3.00	1	0	9.0	9	3
Palmer	1-0	4.60	2	0	15.2	11	8
Phoebus	1-0	0.00	1	0	1.2	1	0
Richert	0-0	0.00	1	1	0.1	0	0
Watt	0-1	9.00	1	0	1.0	2	1

Cincinnati Batting							
Player	AVG	G	AB	R	H	HR	RBI
Bench	.211	5	19	3	4	1	3
Bravo	.000	4	2	0	0	0	0
Carbo	.000	4	8	0	0	0	0
Chaney	.000	3	1	0	0	0	0
Cline	.333	3	3	0	1	0	0
Concepcion	.333	3	9	0	3	0	3
Corrales	.000	1	1	0	0	0	0
Helms	.222	5	18	1	4	0	0
May	.389	5	18	6	7	2	8
McRae	.455	3	11	1	5	0	3
Perez	.056	5	18	2	1	0	0
Rose	.250	5	20	2	5	1	2
Stewart	.000	2	2	0	0	0	0
Tolan	.211	5	19	5	4	1	1
Woodward	.200	4	5	0	1	0	0

Cincinnati Pitching							
Player	W-L	ERA	G	SV	IP	H	ER
Carroll	1-0	0.00	4	0	9.0	5	0
Cloninger	0-1	7.36	2	0	7.1	10	6
Granger	0-0	33.75	2	0	1.1	7	5
Gullett	0-0	1.35	3	0	6.2	5	1
McGlothlin	0-0	8.31	1	0	4.1	6	4
Merritt	0-1	21.60	1	0	1.2	3	4
Nolan	0-1	7.71	2	0	9.1	9	8
Washburn	0-0	13.50	1	0	1.1	2	2
Wilcox	0-1	9.00	2	0	2.0	3	2



1972 NLCS

CINCINNATI REDS 3, PITTSBURGH PIRATES 2

Game 1 @ PIT (Three Rivers Stadium) - Pirates 5, Reds 1

Oct. 7 - Joe Morgan hit a solo homer off Steve Blass in the first inning, but the Pirates came up with 3 runs in their half of the first and coasted to a 5-1 win.

	1	2	3	4	5	6	7	8	9	R	H	E	Attendance
Cin	1	0	0	0	0	0	0	0	0	1	8	0	50,476
Pit	3	0	0	0	2	0	0	0	x	5	6	0	

WP - Blass (1-0), LP - Gullett (0-1), Save - Hernandez (1)
HR - Morgan, Oliver

Game 2 @ PIT (Three Rivers Stadium) - Reds 5, Pirates 3

Oct. 8 - Pirates starter Bob Moose failed to retire a batter as the Reds led off the game with 5 straight hits en route to a 4-run first inning.

	1	2	3	4	5	6	7	8	9	R	H	E	Attendance
Cin	4	0	0	0	0	0	1	0	0	5	8	1	50,584
Pit	0	0	0	1	1	1	0	0	0	3	7	1	

WP - Hall (1-0), LP - Moose (0-1), Save - None
HR - Morgan

Game 3 @ CIN (Riverfront Stadium) - Pirates 3, Reds 2

Oct. 9 - Manny Sanguillen homered for the first Pittsburgh run, then drove in the tie-breaking run in the eighth inning.

	1	2	3	4	5	6	7	8	9	R	H	E	Attendance
Pit	0	0	0	0	1	0	1	1	0	3	7	0	52,420
Cin	0	0	2	0	0	0	0	0	0	2	8	1	

WP - Kison (1-0), LP - Carroll (0-1), Save - Giusti (1)
HR - Sanguillen

Game 4 @ CIN (Riverfront Stadium) - Reds 7, Pirates 1

Oct. 10 - Starter Ross Grimsley shut down the Pirates in a complete-game effort, allowing the Bucs just 1 run on 2 hits.

	1	2	3	4	5	6	7	8	9	R	H	E	Attendance
Pit	0	0	0	0	0	0	1	0	0	1	2	3	39,447
Cin	1	0	0	2	0	2	2	0	x	7	11	1	

WP - Grimsley (1-0), LP - Ellis (0-1), Save - None
HR - Clemente

Game 5 @ CIN (Riverfront Stadium) - Reds 4, Pirates 3

Oct. 11 - With the Bucs leading 3-2 in the bottom of the ninth inning, Johnny Bench belted a solo homer off Dave Giusti to tie the game at 3-3... Tony Perez and Denis Menke followed with singles, chasing Giusti from the game... with Bob Moose on the mound and George Foster at third base pinch-running for Perez, Moose uncorked a wild pitch that scored Foster with the winning run.

	1	2	3	4	5	6	7	8	9	R	H	E	Attendance
Pit	0	2	0	1	0	0	0	0	0	3	8	0	41,887
Cin	0	0	1	0	1	0	0	0	2	4	7	1	

WP - Carroll (1-1), LP - Giusti (0-1), Save - None
HR - Bench, Geronimo

Pittsburgh Batting

Player	AVG	G	AB	R	H	HR	RBI
Alley	.000	5	16	1	0	0	0
Cash	.211	5	19	0	4	0	0
Clemente	.235	5	17	1	4	1	2
Clines	.000	3	2	1	0	0	0
Davalillo	.000	1	0	0	0	0	0
Hebner	.188	5	16	2	3	0	1
May	.500	1	2	0	1	0	1
Mazeroski	.500	2	2	0	1	0	0
Oliver	.250	5	20	3	5	1	3
Robertson	.000	4	0	0	0	0	0
Sanguillen	.313	5	16	4	5	1	2
Stargell	.063	5	16	1	1	0	1
Stennett	.286	5	21	2	6	0	1

Pittsburgh Pitching

Player	W-L	ERA	G	SV	IP	H	ER
Blass	1-0	1.72	2	0	15.2	12	3
Briles	0-0	3.00	1	0	6.0	6	2
Ellis	0-1	0.00	1	0	5.0	5	0
Giusti	0-1	6.75	3	1	2.2	5	2
Hernandez	0-0	2.70	3	1	3.1	1	1
Johnson	0-0	3.00	2	0	6.0	4	2
Kison	1-0	0.00	2	0	2.1	1	0
Miller	0-0	0.00	1	0	1.0	0	0
Moose	0-1	54.00	1	0	1.0	3	2
Walker	0-0	18.00	1	0	1.0	3	2

Cincinnati Batting


Player	AVG	G	AB	R	H	HR	RBI
Bench	.333	5	18	3	6	1	2
Chaney	.188	5	16	3	3	0	1
Concepcion	.000	3	2	0	0	0	0
Foster	.000	1	0	1	0	0	0
Geronimo	.100	5	20	2	2	1	1
Hague	.000	3	1	0	0	0	0
McRae	.000	1	0	0	0	0	0
Menke	.250	5	16	1	4	0	0
Morgan	.263	5	19	5	5	2	3
Perez	.200	5	20	0	4	0	2
Rose	.450	5	20	1	9	0	2
Tolan	.238	5	21	3	5	0	4
Uhlender	.500	2	2	0	1	0	0

Cincinnati Pitching

Player	W-L	ERA	G	SV	IP	H	ER
Billingham	0-0	3.86	1	0	4.2	5	2
Borbon	0-0	2.08	3	0	4.1	2	1
Carroll	1-1	3.38	2	0	2.2	2	1
Grimsley	1-0	1.00	1	0	9.0	2	1
Gullett	0-1	8.00	2	0	9.0	12	8
Hall	1-0	1.23	2	0	7.1	3	1
McGlothin	0-0	0.00	1	0	1.0	0	0
Nolan	0-0	1.50	1	0	6.0	4	1

NL West Standings

Cincinnati	95	59	.617	-
Houston	84	69	.549	10.5
Los Angeles	85	70	.548	10.5
Atlanta	70	84	.455	25.0
San Francisco	69	86	.445	26.5
San Diego	58	95	.379	36.5


1972 WORLD SERIES
OAKLAND A'S 4, CINCINNATI REDS 3
Game 1 @ CIN (Riverfront Stadium) - A's 3, Reds 2

Oct. 14 - Gene Tenace became the first player in history to homer in each of his first 2 World Series at bats.

	1	2	3	4	5	6	7	8	9	R	H	E	Attendance
Oak	0	2	0	0	1	0	0	0	0	3	4	0	52,918
Cin	0	1	0	1	0	0	0	0	0	2	7	0	

WP - Holtzman (1-0), LP - Nolan (0-1), Save - Blue (1)
HR - Tenace 2

Game 2 @ CIN (Riverfront Stadium) - A's 2, Reds 1

Oct. 15 - Hal McRae cut Cincinnati's deficit in half with a 2-out RBI single in the bottom of the ninth inning, but Rollie Fingers entered the game for a 1-out save.

	1	2	3	4	5	6	7	8	9	R	H	E	Attendance
Oak	0	1	1	0	0	0	0	0	0	2	9	2	53,224
Cin	0	0	0	0	0	0	0	0	1	1	6	0	

WP - Hunter (1-0), LP - Grimsley (0-1), Save - Fingers (1)
HR - Rudi

Game 3 @ OAK (Oakland-Alameda County Coliseum) - Reds 1, A's 0

Oct. 17 - Cesar Geronimo finally broke a 0-0 tie when his single in the top of the seventh inning scored Tony Perez.

	1	2	3	4	5	6	7	8	9	R	H	E	Attendance
Cin	0	0	0	0	0	0	1	0	0	1	4	2	49,410
Oak	0	0	0	0	0	0	0	0	0	0	3	2	

WP - Billingham (1-0), LP - Odom (0-1), Save - Carroll (1)
HR - None

Game 4 @ OAK (Oakland-Alameda County Coliseum) - A's 3, Reds 2

Oct. 19 - The Reds lost their 2-1 lead in the bottom of the ninth inning when the A's strung together 4 consecutive 1-out singles.

	1	2	3	4	5	6	7	8	9	R	H	E	Attendance
Cin	0	0	0	0	0	0	0	2	0	2	7	1	49,410
Oak	0	0	0	0	1	0	0	0	2	3	10	1	

WP - Fingers (1-0), LP - Carroll (0-1), Save - None
HR - Tenace

Game 5 @ OAK (Oakland-Alameda County Coliseum) - Reds 5, A's 4

Oct. 20 - Bobby Tolan tied the game at 4-4 with an RBI single in the eighth inning and Pete Rose provided the winning hit in the ninth.

	1	2	3	4	5	6	7	8	9	R	H	E	Attendance
Cin	1	0	0	1	1	0	0	1	1	5	8	0	49,410
Oak	0	3	0	1	0	0	0	0	0	4	7	2	

WP - Grimsley (1-1), LP - Fingers (1-1), Save - Billingham (1)
HR - Rose, Menke, Tenace

Game 6 @ CIN (Riverfront Stadium) - Reds 8, A's 1

Oct. 21 - After the first 5 games were decided by a single run, the Reds used a 5-run seventh inning to earn the series' only lopsided victory.

	1	2	3	4	5	6	7	8	9	R	H	E	Attendance
Oak	0	0	0	0	1	0	0	0	0	1	7	1	52,737
Cin	0	0	0	1	1	5	0	x		8	10	0	

WP - Grimsley (2-1), LP - Blue (0-1), Save - Hall (1)
HR - Bench

Game 7 @ CIN (Riverfront Stadium) - A's 3, Reds 2

Oct. 22 - Four Oakland pitchers combined to scatter only 4 hits as the A's earned their first World Series title since 1930.

	1	2	3	4	5	6	7	8	9	R	H	E	Attendance
Oak	1	0	0	0	0	2	0	0	0	3	6	1	56,040
Cin	0	0	0	0	1	0	0	1	0	2	4	2	

WP - Hunter (2-0), LP - Borbon (0-1), Save - Fingers (2)
HR - None

Oakland Batting

Player	AVG	G	AB	R	H	HR	RBI
Alou	.042	7	24	0	1	0	0
Bando	.269	7	26	2	7	0	1
Campaneris	.179	7	28	1	5	0	0
Duncan	.200	3	5	1	1	0	0
Epstein	.000	6	16	1	0	0	0
Green	.333	7	18	0	6	0	1
Hegan	.200	6	5	0	1	0	0
Hendrick	.133	5	15	3	2	0	0
Kubiak	.333	4	3	0	1	0	0
Lewis	.000	6	0	2	0	0	0
Mangual	.300	4	10	1	3	0	1
Marquez	.600	5	5	0	3	0	1
Mincher	1.000	3	1	0	1	0	1
Rudi	.240	7	25	1	6	1	1
Tenace	.348	7	23	5	8	4	9

Oakland Pitching

Player	W-L	ERA	G	SV	IP	H	ER
Blue	0-1	4.15	4	1	8.2	8	4
Fingers	1-1	1.74	6	2	10.1	4	2
Hamilton	0-0	6.75	2	0	1.1	2	1
Holtzman	1-0	2.13	3	0	12.2	11	3
Horlen	0-0	27.00	1	0	1.1	3	4
Hunter	2-0	2.81	3	0	16.0	12	5
Locker	0-0	0.00	1	0	0.1	1	0
Odom	0-1	1.59	2	0	11.1	5	2

Cincinnati Batting

Player	AVG	G	AB	R	H	HR	RBI
Bench	.261	7	23	4	6	1	1
Chaney	.000	4	7	0	0	0	0
Concepcion	.308	6	13	2	4	0	2
Foster	.000	2	0	0	0	0	0
Geronimo	.158	7	19	1	3	0	3
Hague	.000	3	3	0	0	0	0
Javier	.000	4	2	0	0	0	0
McRae	.444	5	9	1	4	0	2
Menke	.083	7	24	1	2	1	2
Morgan	.125	7	24	4	3	0	1
Perez	.435	7	23	3	10	0	2
Rose	.214	7	28	3	6	1	2
Tolan	.269	7	26	2	7	0	6

Cincinnati Pitching

Player	W-L	ERA	G	SV	IP	H	ER
Billingham	1-0	0.00	3	1	13.2	6	0
Borbon	0-1	3.86	6	0	7.0	7	3
Carroll	0-1	1.59	5	1	5.2	6	1
Grimsley	2-1	2.57	4	0	7.0	7	2
Gullett	0-0	1.29	1	0	7.0	5	1
Hall	0-0	0.00	4	1	8.1	6	0
McGlothlin	0-0	12.00	1	0	3.0	2	4
Nolan	0-1	3.38	2	0	10.2	7	4



1973 NLCS

NEW YORK METS 3, CINCINNATI REDS 2

Game 1 @ CIN (Riverfront Stadium) - Reds 2, Mets 1

Oct. 6 - Tom Seaver set a league playoff record by striking out 13 Reds, but after 7 scoreless innings he allowed a solo homer to Pete Rose in the eighth inning and another solo blast to Johnny Bench in the ninth.

New York Batting							
Player	AVG	G	AB	R	H	HR	RBI
Boswell	.000	1	1	0	0	0	0
Garrett	.087	5	23	1	2	0	1
Grote	.211	5	19	2	4	0	2
Hahn	.235	5	17	2	4	0	1
Harrelson	.167	5	18	1	3	0	2
Jones	.300	5	20	3	6	0	3
Kranepool	.500	1	2	0	1	0	2
Mays	.333	1	3	1	1	0	1
Millan	.316	5	19	5	6	0	2
Milner	.176	5	17	2	3	0	1
Staub	.200	4	15	4	3	3	5

	1	2	3	4	5	6	7	8	9	R	H	E	Attendance
NYM	0	1	0	0	0	0	0	0	0	1	3	0	53,431
Cin	0	0	0	0	0	0	0	1	1	2	6	0	

WP - Borbon (1-0), LP - Seaver (0-1), Save - None
HR - Rose, Bench

Game 2 @ CIN (Riverfront Stadium) - Mets 5, Reds 0

Oct. 7 - Jon Matlack pitched a 2-hitter and struck out 9 batters as the Reds were blanked for the first time in NLCS play.

New York Pitching							
Player	W-L	ERA	G	SV	IP	H	ER
Koosman	1-0	2.00	1	0	9.0	8	2
Matlack	1-0	0.00	1	0	9.0	2	0
McGraw	0-0	0.00	2	1	5.0	4	0
Parker	0-1	9.00	1	0	1.0	1	1
Seaver	1-1	1.62	2	0	16.2	13	3
Stone	0-0	1.35	1	0	6.2	3	1

	1	2	3	4	5	6	7	8	9	R	H	E	Attendance
NYM	0	0	0	1	0	0	0	4	5	7	0	0	54,041
Cin	0	0	0	0	0	0	0	0	0	2	0	0	

WP - Matlack (1-0), LP - Gullett (0-1), Save - None
HR - Staub

Game 3 @ NYM (Shea Stadium) - Mets 9, Reds 2

Oct. 8 - Rusty Staub homered in his first 2 times at the plate to lead starter Jerry Koosman to an easy 9-2 victory...twice the game was marred by bench-clearing brawls, triggered when Pete Rose slid into Bud Harrelson at second base in the fifth inning.

Cincinnati Batting							
Player	AVG	G	AB	R	H	HR	RBI
Armbrister	.167	3	6	0	1	0	0
Bench	.263	5	19	1	5	1	1
Chaney	.000	5	9	0	0	0	0
Crosby	.500	2	2	0	1	0	0
Driessen	.167	4	12	0	2	0	1
Gagliano	.000	3	3	0	0	0	0
Geronimo	.067	4	15	0	1	0	0
Griffey	.143	3	7	0	1	0	0
King	.500	3	2	0	1	0	0
Kosco	.300	3	10	0	3	0	0
Menke	.222	3	9	1	2	1	1
Morgan	.100	5	20	1	2	0	1
Perez	.091	5	22	1	2	1	2
Rose	.381	5	21	3	8	2	2
Stahl	.500	4	4	1	2	0	0

	1	2	3	4	5	6	7	8	9	R	H	E	Attendance
Cin	0	0	2	0	0	0	0	0	0	2	8	1	53,967
NYM	1	5	1	2	0	0	0	0	x	9	11	1	

WP - Koosman (1-0), LP - Grimsley (0-1), Save - None
HR - Menke, Staub 2

Game 4 @ NYM (Shea Stadium) - Reds 2, Mets 1 (12)

Oct. 9 - Tony Perez tied the game at 1-1 in the seventh with his first homer of the NLCS...Pete Rose hit a home run off Harry Parker in the 12th inning.

Cincinnati Pitching							
Player	W-L	ERA	G	SV	IP	H	ER
Billingham	0-1	4.50	2	0	12.0	9	6
Borbon	1-0	0.00	4	1	4.2	3	0
Carroll	1-0	1.29	3	0	7.0	5	1
Grimsley	0-1	12.27	2	0	3.2	7	5
Gullett	0-1	2.00	3	0	9.0	4	2
Hall	0-0	67.50	3	0	0.2	3	5
Nelson	0-0	0.00	1	0	2.1	0	0
Norman	0-0	1.80	1	0	5.0	1	1
Tomlin	0-0	16.20	1	0	1.2	5	3

	1	2	3	4	5	6	7	8	9	10	11	12	R	H	E	Attendance	
Cin	0	0	0	0	0	1	0	0	0	1	2	8	0	2	8	0	50,786
NYM	0	0	1	0	0	0	0	0	0	0	0	0	1	3	1	0	

WP - Carroll (1-0), LP - Parker (0-1), Save - Borbon (1)
HR - Rose, Perez

Game 5 @ NYM (Shea Stadium) - Mets 7, Reds 2

Oct. 10 - The Mets broke the game open with a 4-run fifth inning en route to their second pennant.

	1	2	3	4	5	6	7	8	9	R	H	E	Attendance
Cin	0	0	1	0	1	0	0	0	0	2	7	1	50,323
NYM	2	0	0	0	4	1	0	0	x	7	13	1	

WP - Seaver (1-1), LP - Billingham (0-1), Save - None
HR - None

NL West Standings

Cincinnati	99	63	.611	-
Los Angeles	95	66	.590	3.5
San Francisco	88	74	.543	11.0
Houston	82	80	.506	17.0
Atlanta	76	85	.472	22.5
San Diego	60	102	.370	39.0



1975 NLCS

CINCINNATI REDS 3, PITTSBURGH PIRATES 0

Game 1 @ CIN (Riverfront Stadium) - Reds 8, Pirates 3

Oct. 4 - Don Gullett held the Pirates to just 3 runs on 8 hits in 9 innings and helped his own cause with a homer, single and 3 RBI.

	1	2	3	4	5	6	7	8	9	R	H	E	Attendance
Pit	0	2	0	0	0	0	0	0	1	3	8	0	54,633
Cin	0	1	3	0	4	0	0	0	x	8	11	0	

WP - Gullett (1-0), LP - Reuss (0-1), Save - None
HR - Gullett

Game 2 @ CIN (Riverfront Stadium) - Reds 6, Pirates 1

Oct. 5 - Tony Perez drove in 3 runs with a 2-run homer and RBI-single and Fred Norman tossed 6 innings of 4-hit, 1-run ball...Reds base runners stole 7 bases to establish a League Championship Series record.

	1	2	3	4	5	6	7	8	9	R	H	E	Attendance
Pit	0	0	0	1	0	0	0	0	0	1	5	0	54,752
Cin	2	0	0	2	0	1	0	x		6	12	1	

WP - Norman (1-0), LP - Rooker (0-1), Save - Eastwick (1)
HR - Perez

Game 3 @ PIT (Three Rivers Stadium) - Reds 5, Pirates 3 (10)

Oct. 7 - The Reds took a 3-2 lead in the eighth inning on a Pete Rose 2-run homer only to see the Pirates tie the game in the ninth when Reds hurler Rawly Eastwick walked in the tying run with 2 out and the bases loaded...in the 10th, the Reds scored 2 runs to take the series and ruin the 14-strikeout performance of rookie John Candelaria.

	1	2	3	4	5	6	7	8	9	10	R	H	E	Attendance
Cin	0	1	0	0	0	0	0	2	0	2	5	6	0	46,355
Pit	0	0	0	0	0	2	0	0	1	0	3	7	2	

WP - Eastwick (1-0), LP - Hernandez (0-1), Save - Borbon (1)
HR - Rose, Concepcion, Oliver

Pittsburgh Batting

Player	AVG	G	AB	R	H	HR	RBI
Dyer	.000	1	0	0	0	0	1
Hebner	.333	3	12	2	4	0	2
Kirkpatrick	.000	2	2	0	0	0	0
Oliver	.182	3	11	1	2	1	2
Parker	.000	3	10	2	0	0	0
Randolph	.000	2	2	1	0	0	0
Reynolds	.000	2	1	0	0	0	0
Robertson	.500	3	2	0	1	0	1
Robinson	.000	2	2	0	0	0	0
Sanguillen	.167	3	12	0	2	0	0
Stargell	.182	3	11	1	2	0	0
Stennett	.214	3	14	0	3	0	0
Taveras	.143	3	7	0	1	0	1
Zisk	.500	3	10	0	5	0	0

Pittsburgh Pitching

Player	W-L	ERA	G	SV	IP	H	ER
Brett	0-0	0.00	2	0	2.1	1	0
Candelaria	0-0	3.52	1	0	7.2	3	3
Demery	0-0	18.00	1	0	2.0	4	4
Ellis	0-0	0.00	1	0	2.0	2	0
Giusti	0-0	0.00	1	0	1.1	0	0
Hernandez	0-1	27.00	1	0	0.2	3	2
Kison	0-0	4.50	1	0	2.0	2	1
Reuss	0-1	13.50	1	0	2.2	4	4
Rooker	0-1	9.00	1	0	4.0	7	4
Tekulve	0-0	6.75	2	0	1.1	3	1

Cincinnati Batting

Player	AVG	G	AB	R	H	HR	RBI
Armbrister	.000	2	0	0	0	0	1
Bench	.077	3	13	1	1	0	0
Concepcion	.455	3	11	2	5	1	1
Crowley	.000	1	0	0	0	0	0
Foster	.364	3	11	3	4	0	0
Geronimo	.000	3	10	0	0	0	1
Griffey	.333	3	12	4	4	0	4
Morgan	.273	3	11	2	3	0	1
Perez	.417	3	12	3	5	1	4
Rettenmund	.000	2	1	0	0	0	0
Rose	.357	3	14	3	5	1	2

Cincinnati Pitching

Player	W-L	ERA	G	SV	IP	H	ER
Borbon	0-0	0.00	1	1	1.0	0	0
Carroll	0-0	0.00	1	0	1.0	0	0
Eastwick	1-0	0.00	2	1	3.2	2	0
Gullett	1-0	3.00	1	0	9.0	8	3
McEnaney	0-0	6.75	1	0	1.1	1	1
Nolan	0-0	3.00	1	0	6.0	5	2
Norman	1-0	1.50	1	0	6.0	4	1

NL West Standings

Cincinnati	108	54	.667	-
Los Angeles	88	74	.543	20.0
San Francisco	80	81	.497	27.5
San Diego	71	91	.438	37.0
Atlanta	67	94	.416	40.5
Houston	64	97	.398	43.5





1975 WORLD SERIES

CINCINNATI REDS 4, BOSTON RED SOX 3

Game 1 @ BOS (Fenway Park) - Red Sox 6, Reds 0

Oct. 10 - Luis Tiant tossed a 5-hitter.

	1	2	3	4	5	6	7	8	9	R	H	E	Attendance
Cin	0	0	0	0	0	0	0	0	0	0	5	0	35,205
Bos	0	0	0	0	0	6	0	x	6	12	0		

WP - Tiant (1-0), LP - Gullett (0-1), Save - None

HR - None

Game 2 @ BOS (Fenway Park) - Reds 3, Red Sox 2

Oct. 11 - A pair of RBI singles in the ninth inning led the Reds' comeback.

	1	2	3	4	5	6	7	8	9	R	H	E	Attendance
Cin	0	0	0	1	0	0	0	0	2	3	7	1	35,205
Bos	1	0	0	0	1	0	0	0	0	2	7	0	

WP - Eastwick (1-0), LP - Drago (0-1), Save - None

HR - None

Game 3 @ CIN (Riverfront Stadium) - Reds 6, Red Sox 5 (10)

Oct. 14 - In the 10th, Ed Armbrister and Carlton Fisk collided on a bunt.

	1	2	3	4	5	6	7	8	9	10	R	H	E	Attendance
Bos	0	1	0	0	0	1	1	0	2	0	5	10	2	55,392
Cin	0	0	0	2	3	0	0	0	0	1	6	7	0	

WP - Eastwick (2-0), LP - Willoughby (0-1), Save - None

HR - Fisk, Evans, Bench, Concepcion, Geronimo, Carbo

Game 4 @ CIN (Riverfront Stadium) - Red Sox 5, Reds 4

Oct. 15 - Luis Tiant pitched his second complete game of the series.

	1	2	3	4	5	6	7	8	9	R	H	E	Attendance
Bos	0	0	0	5	0	0	0	0	0	5	11	1	55,667
Cin	2	0	0	2	0	0	0	0	0	4	9	1	

WP - Tiant (2-0), LP - Norman (0-1), Save - None

HR - None

Game 5 @ CIN (Riverfront Stadium) - Reds 6, Red Sox 2

Oct. 16 - Tony Perez's 3-run homer in the sixth sparked the Reds' offense.

	1	2	3	4	5	6	7	8	9	R	H	E	Attendance
Bos	1	0	0	0	0	0	0	1	2	5	0	0	56,393
Cin	0	0	0	1	1	3	0	1	x	6	8	0	

WP - Gullett (1-1), LP - Cleveland (0-1), Save - Eastwick (1)

HR - Perez 2

Game 6 @ BOS (Fenway Park) - Red Sox 7, Reds 6 (12)

Oct. 21 - In the 12th, Carlton Fisk homered off the left field foul pole.

	1	2	3	4	5	6	7	8	9	10	11	12	R	H	E	Attendance
Cin	0	0	0	0	3	0	2	1	0	0	0	0	6	14	0	35,205
Bos	3	0	0	0	0	0	0	3	0	0	0	1	7	10	1	

WP - Wise (1-0), LP - Darcy (0-1), Save - None

HR - Geronimo, Fisk, Lynn, Carbo

Game 7 @ BOS (Fenway Park) - Reds 4, Red Sox 3

Oct. 22 - Joe Morgan's ninth-inning single with 2 outs gave the Reds their first World Series title since 1940.

	1	2	3	4	5	6	7	8	9	R	H	E	Attendance
Cin	0	0	0	0	2	1	0	1	1	4	9	0	35,205
Bos	0	0	3	0	0	0	0	0	0	3	5	2	

WP - Carroll (1-0), LP - Burton (0-1), Save - McEnaney (1)

HR - Perez

Boston Batting

Player	AVG	G	AB	R	H	HR	RBI
Beniquez	.125	3	8	0	1	0	1
Burleson	.292	7	24	1	7	0	2
Carbo	.429	4	7	3	3	2	4
Cooper	.053	5	19	0	1	0	1
Doyle	.267	7	30	8	1	0	0
Evans	.292	7	24	3	7	1	5
Fisk	.240	7	25	5	6	2	4
Giffin	.000	1	1	0	0	0	0
Lynn	.280	7	25	3	7	1	5
Miller	.000	3	2	0	0	0	0
Montgomery	.000	1	1	0	0	0	0
Petrocelli	.308	7	26	3	8	0	4
Yastrzemski	.310	7	29	7	9	0	4

Boston Pitching

Player	W-L	ERA	G	SV	IP	H	ER
Burton	0-1	9.00	2	0	1.0	1	1
Cleveland	0-1	6.75	3	0	6.2	7	5
Drago	0-1	2.25	2	0	4.0	3	1
Lee	0-0	3.14	2	0	14.1	12	5
Moret	0-0	0.00	2	0	1.2	2	0
Pole	0-0	-	1	0	0.0	0	1
Segui	0-0	0.00	1	0	1.0	0	0
Tiant	2-0	3.60	3	0	25.0	25	10
Willoughby	0-1	0.00	3	0	6.1	3	0
Wise	1-0	8.44	2	0	5.1	6	5

Cincinnati Batting

Player	AVG	G	AB	R	H	HR	RBI
Armbrister	.000	4	1	1	0	0	0
Bench	.207	7	29	5	6	1	4
Chaney	.000	2	2	0	0	0	0
Concepcion	.179	7	28	3	5	1	4
Crowley	.500	2	2	0	1	0	0
Driessen	.000	2	2	0	0	0	0
Foster	.276	7	29	1	8	0	2
Geronimo	.280	7	25	3	7	2	3
Griffey	.269	7	26	4	7	0	4
Morgan	.259	7	27	4	7	0	3
Perez	.179	7	28	4	5	3	7
Rettenmund	.000	3	3	0	0	0	0
Rose	.370	7	27	3	10	0	2

Cincinnati Pitching

Player	W-L	ERA	G	SV	IP	H	ER
Billingham	0-0	1.00	3	0	9.0	8	1
Borbon	0-0	6.00	3	0	3.0	3	2
Carroll	1-0	3.18	5	0	5.2	4	2
Darcy	0-1	4.50	2	0	4.0	3	2
Eastwick	2-0	2.25	5	1	8.0	6	2
Gullett	1-1	4.34	3	0	18.2	19	9
McEnaney	0-0	2.70	5	1	6.2	3	2
Nolan	0-0	6.00	2	0	6.0	6	4
Norman	0-1	9.00	2	0	4.0	8	4

Pete Rose - World Series MVP

POS	G	AB	H	2B	3B	HR	R	RBI	AVG	OBP	SLG
3B g1	4	0	0	0	0	0	0	0	.000	.000	.000
3B g2	4	2	0	0	0	0	0	0	.500	.500	.500
3B g3	4	1	0	1	0	1	0	1	.250	.400	.750
3B g4	3	1	0	0	0	1	0	1	.333	.600	.333
3B g5	3	2	1	0	0	0	1	1	.667	.750	1.000
3B g6	5	2	0	0	0	1	0	1	.400	.500	.400
3B g7	4	2	0	0	0	0	1	1	.500	.500	.500
-	7	27	10	1	1	0	3	2	.370	.485	.481

POSTSEASON



1976 NLCS

CINCINNATI REDS 3, PHILADELPHIA PHILLIES 0

Game 1 @ PHI (Veterans Stadium) - Reds 6, Phillies 3

Oct. 9 - George Foster homered...Pete Rose had 2 doubles, a triple and an RBI...Don Gullett allowed 2 hits in 8 innings.

	1	2	3	4	5	6	7	8	9	R	H	E	Attendance
Cin	0	0	1	0	0	2	0	3	0	6	10	0	62,640
Phi	1	0	0	0	0	0	0	0	2	3	6	1	

WP - Gullett (1-0), LP - Carlton (0-1), Save - None
HR - Foster

Game 2 @ PHI (Veterans Stadium) - Reds 6, Phillies 2

Oct. 10 - Pete Rose had 2 more hits...Ken Griffey added 2 hits and an RBI...Pedro Borbon earned a save by tossing 4 scoreless innings in relief of starter Pat Zachry.

	1	2	3	4	5	6	7	8	9	R	H	E	Attendance
Cin	0	0	0	0	0	4	2	0	0	6	6	0	62,651
Phi	0	1	0	0	1	0	0	0	0	2	10	1	

WP - Zachry (1-0), LP - Lonborg (0-1), Save - Borbon (1)
HR - Luzinski

Game 3 @ CIN (Riverfront Stadium) - Reds 7, Phillies 6

Oct. 12 - Trailing 6-4 in the bottom of the ninth inning, the Reds rallied for 3 runs to earn their second straight NLCS sweep...George Foster and Johnny Bench delivered back-to-back home runs in the ninth to ignite the pennant-clinching rally.

	1	2	3	4	5	6	7	8	9	R	H	E	Attendance
Phi	0	0	0	1	0	0	2	2	1	6	11	0	55,047
Cin	0	0	0	0	0	0	4	0	3	7	9	2	

WP - Eastwick (1-0), LP - Garber (0-1), Save - None
HR - Foster, Bench

Philadelphia Batting

Player	AVG	G	AB	R	H	HR	RBI
Allen	.222	3	9	1	2	0	0
Boone	.286	3	7	0	2	0	1
Bowa	.125	3	8	1	1	0	1
Brown	.000	1	2	0	0	0	0
Cash	.308	3	13	1	4	0	1
Harmon	.000	1	0	1	0	0	0
Johnstone	.778	3	9	1	7	0	2
Luzinski	.273	3	11	2	3	1	2
Maddox	.231	3	13	2	3	0	2
Martin	.000	1	1	1	0	0	0
McCarver	.000	2	4	0	0	0	0
Oates	.000	1	1	0	0	0	0
Schmidt	.308	3	13	1	4	0	2
Tolan	.000	3	2	0	0	0	0

Philadelphia Pitching

Player	W-L	ERA	G	SV	IP	H	ER
Carlton	0-1	3.86	1	0	7.0	8	3
Garber	0-1	40.50	2	0	0.2	2	3
Kaat	0-0	3.00	1	0	6.0	2	2
Lonborg	0-1	1.69	1	0	5.1	2	1
McGraw	0-0	11.57	2	0	2.1	4	3
Reed	0-0	7.71	2	0	4.2	6	4
Underwood	0-0	0.00	1	0	0.1	1	0

Cincinnati Batting

Player	AVG	G	AB	R	H	HR	RBI
Armbrister	.000	1	0	0	0	0	0
Bench	.333	3	12	3	4	1	1
Concepcion	.200	3	10	4	2	0	0
Driessen	.000	1	1	0	0	0	0
Flynn	.000	1	0	0	0	0	0
Foster	.167	3	12	2	2	2	4
Geronimo	.182	3	11	0	2	0	2
Griffey	.385	3	13	2	5	0	2
Lum	.000	1	1	0	0	0	0
Morgan	.000	3	7	2	0	0	0
Perez	.200	3	10	1	2	0	3
Rose	.429	3	14	3	6	0	2

Cincinnati Pitching

Player	W-L	ERA	G	SV	IP	H	ER
Borbon	0-0	0.00	2	1	4.1	4	0
Eastwick	1-0	12.00	2	0	3.0	7	4
Gullett	1-0	1.13	1	0	8.0	2	1
Nolan	0-0	1.59	1	0	5.2	6	1
Sarmiento	0-0	18.00	1	0	1.0	2	2
Zachry	1-0	3.60	1	0	5.0	6	2

NL West Standings

Cincinnati	102	60	.630	-
Los Angeles	92	70	.568	10.0
Houston	80	82	.494	22.0
San Francisco	74	88	.457	28.0
San Diego	73	89	.451	29.0
Atlanta	70	92	.432	32.0





1976 WORLD SERIES

CINCINNATI REDS 4, NEW YORK YANKEES 0

Game 1 @ CIN (Riverfront Stadium) - Reds 5, Yankees 1

Oct. 16 - The Yankees returned to the World Series after a 12-year absence...Joe Morgan homered in the first inning, and Tony Perez led the Cincinnati offensive attack with 3 hits...Don Gullett allowed the Yankees just 1 run on 5 hits in 7.1 innings pitched.

	1	2	3	4	5	6	7	8	9	R	H	E	Attendance
NY Yankees	0	1	0	0	0	0	0	0	0	1	5	1	54,826
Cincinnati	1	0	1	0	0	1	2	0	x	5	10	1	

WP - Gullett (1-0), **LP** - Alexander (0-1), **Save** - None
HR - Morgan

Game 2 @ CIN (Riverfront Stadium) - Reds 4, Yankees 3

Oct. 17 - The Reds broke a 3-3 tie with 2 outs in the ninth inning when Fred Stanley threw Ken Griffey's grounder into the dugout for a 2-base error...Griffey then scored the game-winner on Tony Perez' single.

	1	2	3	4	5	6	7	8	9	R	H	E	Attendance
NY Yankees	0	0	0	1	0	0	2	0	0	3	9	1	54,816
Cincinnati	0	3	0	0	0	0	0	0	1	4	10	0	

WP - Billingham (1-0), **LP** - Hunter (0-1), **Save** - None
HR - None

Game 3 @ NYY (Yankee Stadium) - Reds 6, Yankees 2

Oct. 19 - Dan Driessen cracked 3 hits, including a homer, and pitchers Pat Zachry and Will McEnaney scattered 8 hits...the Reds jumped out to an early 3-0 lead in the second inning and never looked back.

	1	2	3	4	5	6	7	8	9	R	H	E	Attendance
Cincinnati	0	3	0	1	0	0	0	2	0	6	13	2	56,667
NY Yankees	0	0	0	1	0	0	1	0	0	2	8	0	

WP - Zachry (1-0), **LP** - Ellis (0-1), **Save** - McEnaney (1)
HR - Driessen, Mason

Game 4 @ NYY (Yankee Stadium) - Reds 7, Yankees 2

Oct. 21 - Johnny Bench drove in 5 runs with a pair of homers as the Reds completed a 4-game sweep of the Yankees to earn their second straight World Series championship...Bench ended the series with a .533 average...the Reds went 7-0 in the Postseason.

	1	2	3	4	5	6	7	8	9	R	H	E	Attendance
Cincinnati	0	0	0	3	0	0	0	0	4	7	9	2	56,700
NY Yankees	1	0	0	0	1	0	0	0	0	2	8	0	

WP - Nolan (1-0), **LP** - Figueroa (0-1), **Save** - McEnaney (2)
HR - Bench 2

New York Batting							
Player	AVG	G	AB	R	H	HR	RBI
Chambliss	.313	4	16	1	5	0	1
Gamble	.125	3	8	0	1	0	1
Hendricks	.000	2	2	0	0	0	0
Maddox	.200	2	5	0	1	0	0
Mason	1.000	3	1	1	1	1	1
May	.000	4	9	0	0	0	0
Munson	.529	4	17	2	9	0	2
Nettles	.250	4	12	0	3	0	2
Piniella	.333	4	9	1	3	0	0
Randolph	.071	4	14	1	1	0	0
Rivers	.167	4	18	1	3	0	0
Stanley	.167	4	6	1	1	0	1
Velez	.000	3	3	0	0	0	0
White	.133	4	15	0	2	0	0

New York Pitching							
Player	W-L	ERA	G	SV	IP	H	ER
Alexander	0-1	7.50	1	0	6.0	9	5
Ellis	0-1	10.80	1	0	3.1	7	4
Figueroa	0-1	5.63	1	0	8.0	6	5
Hunter	0-1	3.12	1	0	8.2	10	3
Jackson	0-0	4.91	1	0	3.2	4	2
Lyle	0-0	0.00	2	0	2.2	1	0
Tidrow	0-0	7.71	2	0	2.1	5	2

Cincinnati Batting							
Player	AVG	G	AB	R	H	HR	RBI
Bench	.533	4	15	4	8	2	6
Concepcion	.357	4	14	1	5	0	3
Driessen	.357	4	14	4	5	1	1
Foster	.429	4	14	3	6	0	4
Geronimo	.308	4	13	3	4	0	1
Griffey	.059	4	17	2	1	0	1
Morgan	.333	4	15	3	5	1	2
Perez	.313	4	16	1	5	0	2
Rose	.188	4	16	1	3	0	1

Cincinnati Pitching							
Player	W-L	ERA	G	SV	IP	H	ER
Billingham	1-0	0.00	1	0	2.2	0	0
Borbon	0-0	0.00	1	0	1.2	0	0
Gullett	1-0	1.23	1	0	7.1	5	1
McEnaney	0-0	0.00	2	2	4.2	2	0
Nolan	1-0	2.70	1	0	6.2	8	2
Norman	0-0	4.26	1	0	6.1	9	3
Zachry	1-0	2.70	1	0	6.2	6	2

Johnny Bench - World Series MVP											
POS	G	AB	H	2B	3B	HR	R	RBI	AVG	OBP	SLG
C	g1	3	2	0	1	0	1	1	.667	.667	1.333
C	g2	4	2	1	0	0	1	0	.500	.500	.750
C	g3	4	2	0	0	0	0	0	.500	.500	.500
C	g4	4	2	0	0	2	2	5	.500	.500	2.000
C	4	15	8	1	1	2	4	6	.533	.533	1.133



1979 NLCS

PITTSBURGH PIRATES 3, CINCINNATI REDS 0

Game 1 @ CIN (Riverfront Stadium) - Pirates 5, Reds 2 (11)

Oct. 2 - Willie Stargell blasted a 3-run homer in the top of the 11th inning to break a 2-2 tie.

	1	2	3	4	5	6	7	8	9	10	11	R	H	E	Attendance
Pit	0	0	2	0	0	0	0	0	0	0	3	5	10	0	55,006
Cin	0	0	0	2	0	0	0	0	0	0	0	2	7	0	

WP - Jackson (1-0), LP - Hume (0-1), Save - Robinson (1)
HR - Stargell, Garner, Foster

Game 2 @ CIN (Riverfront Stadium) - Pirates 3, Reds 2 (10)

Oct. 3 - Singles by Omar Moreno and Dave Parker in the 10th inning broke a 2-2 tie...the Reds sent the game into extra innings in the ninth after scoring a run on back-to-back doubles by Hector Cruz and Dave Collins.

	1	2	3	4	5	6	7	8	9	10	R	H	E	Attendance
Pit	0	0	0	1	1	0	0	0	0	1	3	11	0	55,000
Cin	0	1	0	0	0	0	0	1	0	0	2	8	0	

WP - Robinson (1-0), LP - Bair (0-1), Save - None
HR - None

Game 3 @ PIT (Three Rivers Stadium) - Pirates 7, Reds 1

Oct. 5 - Bert Blyleven went the distance, scattering 8 hits while fanning 9 batters in the 7-1 pennant-clinching victory...Willie Stargell belted his second homer of the series as the Bucs completed the sweep.

	1	2	3	4	5	6	7	8	9	R	H	E	Attendance
Cin	0	0	0	0	0	1	0	0	0	1	8	1	42,240
Pit	1	1	2	2	0	0	0	1	x	7	7	0	

WP - Blyleven (1-0), LP - LaCross (0-1), Save - None
HR - Bench, Stargell, Madlock

Pittsburgh Batting

Player	AVG	G	AB	R	H	HR	RBI
Alexander	.000	1	0	1	0	0	0
Easler	.000	1	1	0	0	0	0
Foli	.333	3	12	1	4	0	3
Garner	.417	3	12	4	5	1	1
Madlock	.250	3	12	1	3	1	2
Milner	.000	3	9	0	0	0	0
Moreno	.250	3	12	3	3	0	0
Ott	.231	3	13	0	3	0	0
Parker	.333	3	12	2	4	0	2
Robinson	.000	3	3	0	0	0	0
Stargell	.455	3	11	2	5	2	6
Stennett	.000	1	0	0	0	0	0

Pittsburgh Pitching

Player	W-L	ERA	G	SV	IP	H	ER
Bibby	0-0	1.29	1	0	7.0	4	1
Blyleven	1-0	1.00	1	0	9.0	8	1
Candelaria	0-0	2.57	1	0	7.0	5	2
Jackson	1-0	0.00	2	0	2.0	1	0
Roberts	0-0	-	1	0	0.0	0	0
Robinson	1-0	0.00	2	1	2.0	0	0
Romo	0-0	0.00	2	0	0.1	3	0
Tekulve	0-0	3.00	2	0	3.0	2	1

Cincinnati Batting

Player	AVG	G	AB	R	H	HR	RBI
Auerbach	.000	2	2	0	0	0	0
Bench	.250	3	12	1	3	1	1
Collins	.357	3	14	0	5	0	1
Concepcion	.429	3	14	1	6	0	0
Cruz	.200	2	5	1	1	0	0
Driessen	.083	3	12	1	1	0	0
Foster	.200	3	10	1	2	1	2
Geronimo	.143	2	7	0	1	0	0
Knight	.286	3	14	0	4	0	0
Morgan	.000	3	11	0	0	0	0
Spilman	.000	2	2	0	0	0	0

Cincinnati Pitching

Player	W-L	ERA	G	SV	IP	H	ER
Bair	0-1	9.00	1	0	1.0	2	1
Hume	0-1	6.75	3	0	4.0	6	3
LaCoss	0-1	10.80	1	0	1.2	1	2
Leibrandt	0-0	0.00	1	0	0.1	0	0
Norman	0-0	18.00	1	0	2.0	4	4
Pastore	0-0	2.57	1	0	7.0	7	2
Seaver	0-0	2.25	1	0	8.0	5	2
Soto	0-0	0.00	1	0	2.0	0	0
Tomlin	0-0	0.00	3	0	3.0	3	0

NL West Standings

Cincinnati	90	71	.559	-
Houston	89	73	.549	1.5
Los Angeles	79	83	.488	11.5
San Francisco	79	83	.438	19.5
San Diego	68	93	.422	22.0
Atlanta	66	94	.413	23.5





1990 NLCS

CINCINNATI REDS 4, PITTSBURGH PIRATES 2

Game 1 @ CIN (Riverfront Stadium) - Pirates 4, Reds 3

Oct. 4 - The Pirates rallied from a 3-0 deficit.

	1	2	3	4	5	6	7	8	9	R	H	E	Attendance
Pit	0	0	1	2	0	0	1	0	0	4	7	1	52,911
Cin	3	0	0	0	0	0	0	0	0	3	5	0	

WP - Walk (1-0), LP - Charlton (0-1), Save - Power (1)
HR - Bream

Game 2 @ CIN (Riverfront Stadium) - Reds 2, Pirates 1

Oct. 5 - Paul O'Neill drove in both Reds' runs with a single and double.

	1	2	3	4	5	6	7	8	9	R	H	E	Attendance
Pit	0	0	0	0	1	0	0	0	0	1	6	0	54,456
Cin	1	0	0	0	1	0	0	0	0	2	5	0	

WP - Browning (1-0), LP - Drabek (0-1), Save - Myers (1)
HR - Lind

Game 3 @ PIT (Three Rivers Stadium) - Reds 6, Pirates 3

Oct. 8 - Billy Hatcher gave the Reds an early 2-0 lead with a 2-run homer.

	1	2	3	4	5	6	7	8	9	R	H	E	Attendance
Cin	0	2	0	0	3	0	0	0	1	6	13	1	45,611
Pit	0	0	0	2	0	0	1	0	3	3	8	0	

WP - Jackson (1-0), LP - Smith (0-1), Save - Myers (2)
HR - Duncan, Hatcher

Game 4 @ PIT (Three Rivers Stadium) - Reds 5, Pirates 3

Oct. 9 - Chris Sabo blasted a 2-run HR in the seventh to break a 2-2 tie.

	1	2	3	4	5	6	7	8	9	R	H	E	Attendance
Cin	0	0	0	2	0	0	2	0	1	5	10	1	50,461
Pit	1	0	0	1	0	0	1	0	3	3	8	0	

WP - Rijo (1-0), LP - Walk (1-1), Save - Dibble (1)
HR - O'Neill, Sabo, Bell

Game 5 @ PIT (Three Rivers Stadium) - Pirates 3, Reds 2

Oct. 10 - Doug Drabek kept the Pirates' hopes alive.

	1	2	3	4	5	6	7	8	9	R	H	E	Attendance
Cin	1	0	0	0	0	0	1	0	2	7	7	0	48,221
Pit	2	0	0	1	0	0	0	0	3	6	1		

WP - Drabek (1-1), LP - Browning (1-1), Save - Patterson (1)
HR - None

Game 6 @ CIN (Riverfront Stadium) - Reds 2, Pirates 1

Oct. 12 - Danny Jackson, Norm Charlton and Randy Myers threw a 1-hitter.

	1	2	3	4	5	6	7	8	9	R	H	E	Attendance
Pit	0	0	0	0	1	0	0	0	0	1	1	3	56,079
Cin	1	0	0	0	0	1	0	x	2	9	0		

WP - Charlton (1-1), LP - Smith (0-2), Save - Myers (3)
HR - None

Pittsburgh Batting

Player	AVG	G	AB	R	H	HR	RBI
Backman	.143	3	7	1	1	0	0
Bell	.250	6	20	3	5	1	1
Bonds	.167	6	18	4	3	0	1
Bonilla	.190	6	21	0	4	0	1
Bream	.500	4	8	1	4	1	3
King	.100	5	10	0	1	0	0
LaValliere	.000	3	6	1	0	0	0
Lind	.238	6	21	1	5	1	2
Martinez	.250	2	8	0	2	0	2
Redus	.250	5	8	1	2	0	0
Reynolds	.200	6	10	0	2	0	0
Slaughter	.091	4	11	0	1	0	1
Van Slyke	.208	6	24	3	5	0	3

Pittsburgh Pitching

Player	W-L	ERA	G	SV	IP	H	ER
Belinda	0-0	2.45	3	0	3.2	3	1
Drabek	1-1	1.65	2	0	16.1	12	3
Landrum	0-0	0.00	2	0	2.0	0	0
Patterson	0-0	0.00	2	1	1.0	1	0
Power	0-0	3.60	2	1	5.0	6	2
Smiley	0-0	0.00	1	0	2.0	2	0
Smith	0-2	6.00	2	0	9.0	14	6
Walk	1-1	4.85	2	0	13.0	11	7

Cincinnati Batting

Player	AVG	G	AB	R	H	HR	RBI
Bates	.000	2	0	1	0	0	0
Benzinger	.333	5	9	0	3	0	0
Braggs	.200	2	5	0	1	0	0
Davis	.174	6	23	2	4	0	2
Duncan	.300	6	20	1	6	1	4
Hatcher	.333	4	15	2	5	1	2
Larkin	.261	6	23	5	6	0	1
Morris	.417	5	12	3	5	0	1
Oester	.333	3	3	1	1	0	0
Oliver	.143	5	14	1	2	0	0
O'Neill	.471	5	17	1	8	1	4
Quinones	.500	3	2	1	1	0	2
Reed	.000	4	7	0	0	0	0
Sabo	.227	6	22	1	5	1	3
Winningham	.286	3	7	1	2	0	1

Cincinnati Pitching

Player	W-L	ERA	G	SV	IP	H	ER
Browning	1-1	3.27	2	0	11.0	9	4
Charlton	1-1	1.80	4	0	5.0	4	1
Dibble	0-0	0.00	4	1	5.0	0	0
Jackson	1-0	2.38	2	0	11.1	8	3
Mahler	0-0	0.00	1	0	1.2	2	0
Myers	0-0	0.00	4	3	5.2	2	0
Rijo	1-0	4.38	2	0	12.1	10	6
Scudder	0-0	0.00	1	0	1.0	1	0

NL West Standings

Cincinnati	91	71	.562	-
Los Angeles	86	76	.531	5.0
San Francisco	85	77	.525	6.0
Houston	75	87	.463	16.0
San Diego	75	87	.463	16.0
Atlanta	65	97	.401	26.0

Rob Dibble - NLCS MVP

G	GS	IP	W	L	SV	H	R	ER	SO	BB	ERA
g1	0	1.0	0	0	0	0	0	0	3	0	0.00
g2	0	1.1	0	0	0	0	0	0	2	1	0.00
g3	0	1.2	0	0	0	0	0	0	3	0	0.00
g4	0	1.0	0	0	1	0	0	0	2	0	0.00
4	0	5.0	0	0	1	0	0	0	10	1	0.00

Randy Myers - NLCS MVP

G	GS	IP	W	L	SV	H	R	ER	SO	BB	ERA
g2	0	1.2	0	0	1	0	0	0	0	1	0.00
g3	0	1.0	0	0	1	0	0	0	3	0	0.00
g4	0	1.0	0	0	0	2	0	0	1	0	0.00
g6	0	2.0	0	0	1	0	0	0	3	2	0.00
4	0	5.2	0	0	3	2	0	0	7	3	0.00

POSTSEASON



1990 WORLD SERIES

CINCINNATI REDS 4, OAKLAND A'S 0

Game 1 @ CIN (Riverfront Stadium) - Reds 7, A's 0

Oct. 16 - The Reds scored 4 runs in the first 3 innings off Dave Stewart and coasted to victory...Eric Davis opened the scoring with a 2-run homer...starter Jose Rijo and a pair of relievers threw a shutout.

	1	2	3	4	5	6	7	8	9	R	H	E	Attendance
Oak	0	0	0	0	0	0	0	0	0	0	9	1	55,830
Cin	2	0	2	0	3	0	0	0	x	7	10	0	

WP - Rijo (1-0), LP - Stewart (0-1), Save - None
HR - Davis

Game 2 @ CIN (Riverfront Stadium) - Reds 5, A's 4 (10)

Oct. 17 - Joe Oliver ripped an RBI-single in the 10th inning off closer Dennis Eckersley to give the Reds a 5-4 win and a 2-0 lead in the Series...the Reds erased a 4-2 deficit...Billy Hatcher ripped a World Series-record seventh consecutive hit.

	1	2	3	4	5	6	7	8	9	10	R	H	E	Attendance
Oak	1	0	3	0	0	0	0	0	0	0	4	10	2	55,832
Cin	2	0	0	1	0	0	0	1	0	1	5	14	2	

WP - Dibble (1-0), LP - Eckersley (0-1), Save - None
HR - Canseco

Game 3 @ OAK (Oakland-Alameda County Stadium) - Reds 8, A's 3

Oct. 19 - Chris Sabo belted 2 homers, including a 2-run blast in a 7-run third inning...for the second straight game, the Reds collected 14 hits... Chris Sabo set a Series record with 10 chances at third base.

	1	2	3	4	5	6	7	8	9	R	H	E	Attendance
Cin	0	1	7	0	0	0	0	0	0	8	14	1	48,269
Oak	0	2	1	0	0	0	0	0	0	3	7	1	

WP - Browning (1-0), LP - Moore (0-1), Save - None
HR - Sabo 2, R. Henderson, Baines

Game 4 @ OAK (Oakland-Alameda County Stadium) - Reds 2, A's 1

Oct. 20 - Series MVP Jose Rijo outpitched Dave Stewart for the second time in the Series as the Reds earned a 4-game sweep...trailing 1-0 in the eighth inning, the Reds scored 2 runs on a groundout by Glenn Braggs and sacrifice fly by Hal Morris...Rijo allowed the A's a run in the first inning but then retired 20 straight batters.

	1	2	3	4	5	6	7	8	9	R	H	E	Attendance
Cin	0	0	0	0	0	0	0	2	0	2	7	1	48,613
Oak	1	0	0	0	0	0	0	0	0	1	2	1	

WP - Rijo (2-0), LP - Stewart (0-2), Save - Myers (1)
HR - None

Oakland Batting

Player	AVG	G	AB	R	H	HR	RBI
Baines	.143	3	7	1	1	1	2
Blankenship	.000	1	1	0	0	0	0
Bordick	.000	3	0	0	0	0	0
Canseco	.083	4	12	1	1	1	2
Gallego	.091	4	11	0	1	0	1
Hassey	.333	3	6	0	2	0	1
DHenderson	.231	4	13	2	3	0	0
RHenderson	.333	4	15	2	5	1	1
Jennings	1.000	1	1	0	1	0	0
Lansford	.267	4	15	0	4	0	1
McGee	.200	4	10	1	2	0	0
McGwire	.214	4	14	1	3	0	0
Quirk	.000	1	3	0	0	0	0
Randolph	.267	4	15	0	4	0	0
Steinbach	.125	3	8	0	1	0	0

Oakland Pitching

Player	W-L	ERA	G	SV	IP	H	ER
Burns	0-0	16.20	2	0	1.2	5	3
Eckersley	0-1	6.75	2	0	1.1	3	1
Honeycutt	0-0	0.00	1	0	1.2	2	0
Klink	0-0	-	1	0	0.0	0	0
Moore	0-1	6.75	1	0	2.2	8	2
Nelson	0-0	0.00	2	0	5.0	3	0
Sanderson	0-0	10.80	2	0	1.2	4	2
Stewart	0-2	3.46	2	0	13.0	10	5
Welch	0-0	4.91	1	0	7.1	9	4
Young	0-0	0.00	1	0	1.0	1	0

Cincinnati Batting

Player	AVG	G	AB	R	H	HR	RBI
Bates	1.000	1	1	1	1	0	0
Benzinger	.182	4	11	1	2	0	0
Braggs	.000	2	4	0	0	0	0
Davis	.286	4	14	3	4	1	5
Duncan	.143	4	14	1	2	0	1
Hatcher	.750	4	12	6	9	0	2
Larkin	.353	4	17	3	6	0	1
Morris	.071	4	14	0	1	0	2
Oester	1.000	1	1	0	1	0	1
Oliver	.333	4	18	2	6	0	1
O'Neill	.083	4	12	2	1	0	1
Sabo	.563	4	16	2	9	2	5
Winningham	.500	2	4	1	2	0	0

Cincinnati Pitching

Player	W-L	ERA	G	SV	IP	H	ER
Armstrong	0-0	0.00	1	0	3.0	1	0
Browning	1-0	4.50	1	0	6.0	6	3
Charlton	0-0	0.00	1	0	1.0	1	0
Dibble	1-0	0.00	3	0	4.2	3	0
Jackson	0-0	10.13	1	0	2.2	6	3
Myers	0-0	0.00	3	1	3.0	2	0
Rijo	2-0	0.59	2	0	15.1	9	1
Scudder	0-0	0.00	1	0	1.1	0	0

Jose Rijo - World Series MVP

G	GS	IP	W	L	SV	H	R	ER	SO	BB	ERA
g1	1	7.0	1	0	0	7	0	0	5	2	0.00
g4	1	8.1	1	0	0	2	1	1	9	3	1.08
2	2	15.1	2	0	0	9	1	1	14	5	0.59



1995 NLDS

CINCINNATI REDS 3, LOS ANGELES DODGERS 0

Game 1 @ LAD (Dodger Stadium) - Reds 7, Dodgers 2

Oct. 3 - Starter Pete Schourek limited the Dodgers to just 5 hits in 7 innings...Reds took an early 4-0 lead in the first on a Hal Morris 2-run double and a 2-run homer by Benito Santiago in his first post-season at-bat...Reds added 3 more in the fifth on a Santiago sac fly and Jeff Branson's 2-run double.

	1	2	3	4	5	6	7	8	9	R	H	E	Attendance
Cin	4	0	0	0	3	0	0	0	-	7	12	0	44,199
LAD	0	0	0	0	1	1	0	0	-	2	8	0	

WP - Schourek (1-0), LP - Martinez (0-1), Save - None
HR - Piazza, Santiago

Game 2 @ LAD (Dodger Stadium) - Reds 5, Dodgers 4

Oct. 4 - The Reds were outhit, 14-6...after allowing the Dodgers an early 1-0 lead, the Reds took the lead in the fourth inning after Ron Gant reached on an error and then scored on a Reggie Sanders 2-run homer...with the game tied 2-2 in the eighth, Barry Larkin's RBI-single gave the Reds a 3-2 lead as they held on to win.

	1	2	3	4	5	6	7	8	9	R	H	E	Attendance
Cin	0	0	0	2	0	0	0	1	2	5	6	0	46,051
LAD	1	0	0	1	0	0	0	2		4	14	2	

WP - Burba (1-0), LP - Osuna (0-1), Save - Brantley (1)
HR - Sanders, Karros 2

Game 3 @ CIN (Cinergy Field) - Reds 10, Dodgers 1

Oct. 6 - The Reds exploded for 10 runs and battered Dodger starting pitcher Hideo Nomo for 5 runs on 7 hits in the first 5 innings...the Reds iced the game in the sixth, when pinch-hitter Mark Lewis connected off Mark Guthrie for a grand slam that gave the Reds a 7-1 lead...was the first pinch-hit grand slam in National League playoff history...Ron Gant and Bret Boone also homered as the Reds pounded out 11 hits off 6 Dodger pitchers...starter David Wells earned the victory after allowing just 1 unearned run on 6 hits in 6.1 innings.

	1	2	3	4	5	6	7	8	9	R	H	E	Attendance
LAD	0	0	0	1	0	0	0	0	0	1	9	0	53,276
Cin	0	0	2	1	0	4	3	0	x	10	11	2	

WP - Wells (1-0), LP - Nomo (0-1), Save - None
HR - Boone, Gant, Lewis

Los Angeles Batting							
Player	AVG	G	AB	R	H	HR	RBI
Ashley	.000	1	0	0	0	0	0
Butler	.267	3	15	1	4	0	1
DeShields	.250	3	12	1	3	0	0
Fonville	.500	3	12	1	6	0	0
Gwynn	.000	1	1	0	0	0	0
Hansen	.667	3	3	0	2	0	0
Hollandsworth	.000	2	2	0	0	0	0
Karros	.500	3	12	3	6	2	4
Kelly	.364	3	11	0	4	0	0
Mondesi	.222	3	9	0	2	0	0
Offerman	.000	1	0	0	0	0	0
Piazza	.214	3	14	1	3	1	1
Wallach	.083	3	12	0	1	0	0
Webster	.000	2	2	0	0	0	0

Los Angeles Pitching							
Player	W-L	ERA	G	SV	IP	H	ER
Astacio	0-0	0.00	3	0	3.1	1	0
Cummings	0-0	20.25	2	0	1.1	3	3
Guthrie	0-0	6.75	3	0	1.1	2	1
Martinez	0-1	14.54	1	0	4.1	10	7
Nomo	0-1	9.00	1	0	5.0	7	5
Osuna	0-1	2.70	3	0	3.1	3	1
Tapani	0-0	81.00	2	0	0.1	0	3
Valdes	0-0	0.00	1	0	7.0	3	0

Cincinnati Batting							
Player	AVG	G	AB	R	H	HR	RBI
BBoone	.300	3	10	4	3	1	1
Branson	.286	3	7	0	2	0	2
Duncan	.667	2	3	1	2	0	1
Gant	.231	3	13	3	3	1	2
Howard	.100	3	10	0	1	0	0
Larkin	.385	3	13	2	5	0	1
DLewis	.000	3	3	0	0	0	0
MLewis	.500	2	2	2	1	1	5
Morris	.500	3	10	5	5	0	2
RSanders	.154	3	13	3	2	1	2
Santiago	.333	3	9	2	3	1	3
Walton	.000	3	3	0	0	0	0

Cincinnati Pitching							
Player	W-L	ERA	G	SV	IP	H	ER
Brantley	0-0	6.00	3	1	3.0	5	2
Burba	1-0	0.00	1	0	1.0	2	0
Jackson	0-0	0.00	3	0	3.2	4	0
Schourek	1-0	2.57	1	0	7.0	5	2
Smiley	0-0	3.00	1	0	6.0	9	2
Wells	1-0	0.00	1	0	6.1	6	0

NL Central Standings

Cincinnati	85	59	.590	-
Houston	76	68	.528	9.0
Chicago	73	71	.507	12.0
St. Louis	62	81	.434	22.5
Pittsburgh	58	86	.403	27.0




1995 NLCS
ATLANTA BRAVES 4, CINCINNATI REDS 0
Game 1 @ CIN (Riverfront Stadium) - Braves 2, Reds 1 (11)

Oct. 10 - With the Reds holding a slim 1-0 lead heading into the top of the ninth, the Braves knotted the game on a fielder's choice by David Justice...Mike Devereaux snapped the tie in the 11th with an RBI-single... the Braves turned 5 double plays.

	1	2	3	4	5	6	7	8	9	10	11	R	H	E	Attendance
Atl	0	0	0	0	0	0	0	1	0	1	2	7	0		40,382
Cin	0	0	0	1	0	0	0	0	0	0	1	8	0		

WP - Wohlers (1-0), **LP** - Jackson (0-1), **Save** - McMichael (1)
HR - None

Game 2 @ CIN (Riverfront Stadium) - Braves 6, Reds 2 (10)

Oct. 11 - The Braves jumped out to an early 1-0 lead in the first inning on an RBI-single by Chipper Jones...trailing, 2-0, the Reds rallied with 2 runs in the fifth on an RBI-single by pinch-hitter Lenny Harris and a steal of home by Jeff Branson...was the first steal of home in NLCS history...the game remained tied until the 10th, when the Braves scored 4 runs off Mark Portugal.

	1	2	3	4	5	6	7	8	9	10	R	H	E	Attendance
Atl	1	0	0	1	0	0	0	0	0	4	6	11	1	44,624
Cin	0	0	0	0	2	0	0	0	0	0	2	9	1	

WP - McMichael (1-0), **LP** - Portugal (0-1), **Save** - None
HR - Lopez

Game 3 @ ATL (Atlanta-Fulton County Stadium) - Braves 5, Reds 2

Oct. 13 - Atlanta starter Greg Maddux allowed 7 hits and just 1 run in 8 innings...the game remained scoreless into the sixth inning, when Braves catcher Charlie O'Brien blasted a 3-run homer off David Wells... Atlanta added 2 more runs in the seventh inning.

	1	2	3	4	5	6	7	8	9	R	H	E	Attendance
Cin	0	0	0	0	0	0	0	1	1	2	8	0	51,424
Atl	0	0	0	0	0	3	2	0	x	5	12	1	

WP - Maddux (1-0), **LP** - Wells (0-1), **Save** - Wohlers (1)
HR - C.Jones, O'Brien

Game 4 @ ATL (Atlanta-Fulton County Stadium) - Braves 6, Reds 0

Oct. 14 - Four Braves pitchers combined to shut out the Reds...Atlanta starter Steve Avery pitched 6 innings of 2-hit ball to earn the win...the Braves iced the game and series sweep with a 5-run seventh inning.

	1	2	3	4	5	6	7	8	9	R	H	E	Attendance
Cin	0	0	0	0	0	0	0	0	0	0	3	1	52,067
Atl	0	0	1	0	0	0	5	0	0	6	12	1	

WP - Avery (1-0), **LP** - Schourek (0-1), **Save** - None
HR - Devereaux

Atlanta Batting							
Player	AVG	G	AB	R	H	HR	RBI
Belliard	.273	4	11	1	3	0	0
Blauser	.000	1	4	0	0	0	0
Devereaux	.308	4	13	2	4	1	5
Grissom	.263	4	19	2	5	0	0
CJones	.438	4	16	3	7	1	3
Justice	.273	3	11	1	3	0	1
Klesko	.000	4	7	0	0	0	0
Lemke	.167	4	18	2	3	0	1
Lopez	.357	3	14	2	5	1	3
McGriff	.438	4	16	5	7	0	0
Mordecai	.000	2	2	0	0	0	0
O'Brien	.400	2	5	1	2	1	3
Polonia	.500	3	2	0	1	0	1
Smith	.000	2	2	0	0	0	0

Atlanta Pitching							
Player	W-L	ERA	G	SV	IP	H	ER
Avery	1-0	0.00	2	0	6.0	2	0
Clontz	0-0	0.00	1	0	0.1	1	0
Glavine	0-0	1.29	1	0	7.0	7	1
Maddux	1-0	1.13	1	0	8.0	7	1
McMichael	1-0	0.00	3	1	2.2	0	0
Pena	0-0	0.00	3	0	3.0	2	0
Smoltz	0-0	2.57	1	0	7.0	7	2
Wohlers	1-0	1.80	4	0	5.0	2	1

Cincinnati Batting							
Player	AVG	G	AB	R	H	HR	RBI
Anthony	.000	2	1	0	0	0	0
Boone	.214	4	14	1	3	0	0
Branson	.111	4	9	2	1	0	0
Duncan	.000	3	3	0	0	0	0
Gant	.188	4	16	1	3	0	1
Harris	1.000	3	2	0	2	0	1
Howard	.250	4	8	0	2	0	1
Larkin	.389	4	18	1	7	0	0
DLewis	.000	2	1	0	0	0	0
MLewis	.250	2	4	0	1	0	0
Morris	.167	4	12	0	2	0	1
Sanders	.125	4	16	0	2	0	0
Santiago	.231	4	13	0	3	0	0
Taubensee	.500	2	2	0	1	0	0
Walton	.000	2	7	0	0	0	0

Cincinnati Pitching							
Player	W-L	ERA	G	SV	IP	H	ER
Brantley	0-0	0.00	2	0	2.2	0	0
Burba	0-0	0.00	2	0	3.2	3	0
Carrasco	0-0	0.00	1	0	1.1	1	0
Hernandez	0-0	27.00	1	0	0.2	3	2
Jackson	0-1	23.14	3	0	2.1	5	6
Portugal	0-1	36.00	1	0	1.0	3	4
Schourek	0-1	1.26	2	0	14.1	14	2
Smiley	0-0	3.60	1	0	5.0	5	2
Wells	0-1	4.50	1	0	6.0	8	3



2010 NLDS

PHILADELPHIA PHILLIES 3, CINCINNATI REDS 0

Game 1 @ PHI (Citizens Bank Park) - Phillies 4, Reds 0

Oct. 6 - Roy Halladay (1bb, 8k, 104 pitches, 79 strikes) threw only the second no-hitter in Postseason history, joining Don Larsen's perfect game for the Yankees vs Brooklyn in Game 5 of the 1956 World Series... Halladay allowed only 1 base runner, a walk to Jay Bruce with 2 outs in the fifth, and threw first-pitch strikes to 25 of 28 batters...the Reds were no-hit for the first time since Philadelphia's Rick Wise did it to them on 6/23/71 at Riverfront Stadium...the Reds committed 1 error.

	1	2	3	4	5	6	7	8	9	R	H	E	Attendance
Cin	0	0	0	0	0	0	0	0	0	0	0	1	46,411
Phi	1	3	0	0	0	0	0	x		4	5	0	

WP - Halladay (1-0), LP - Volquez (0-1), Save - None
HR - None

Game 2 @ PHI (Citizens Bank Park) - Phillies 7, Reds 4

Oct. 8 - The Reds committed 4 errors, tying an LDS single-game record (5th time), that led to 5 unearned runs...the 6 errors between the teams was an LDS record...Reds pitchers hit 3 batters, tying an LDS record (4th time)...the Reds took a 4-0 lead into the bottom of the fifth inning...Brandon Phillips hit the second Postseason leadoff homer in Reds history (off Roy Oswalt) and finished with a single, double, solo homer and 2 runs scored...Bronson Arroyo (5.1ip, 4h, 3r, 1er, 3bb, 2k) left leading, 4-2, and was the victim of a blown save when the Phillies scored 3 unearned runs in the seventh inning off Aroldis Chapman.

	1	2	3	4	5	6	7	8	9	R	H	E	Attendance
Cin	1	1	0	1	1	0	0	0	0	4	6	4	46,511
Phi	0	0	0	0	2	1	3	1	x	7	8	2	

WP - Contreras (1-0), LP - Chapman (0-1), Save - Lidge (1)
HR - Phillips, Bruce

Game 3 @ CIN (Great American Ball Park) - Phillies 2, Reds 0

Oct. 10 - Cole Hamels (0bb, 9k) threw a 5-hitter...Johnny Cueto (5ip, 5h, 2r, 1er, 1bb, 2k, 1hr) started for the Reds and allowed only an unearned run in the first inning and Chase Utley's solo HR in the fifth...the Reds committed 2 errors...the crowd of 44,599 was the largest in Great American Ball Park history.

	1	2	3	4	5	6	7	8	9	R	H	E	Attendance
Phi	1	0	0	0	1	0	0	0	0	2	8	1	44,599
Cin	0	0	0	0	0	0	0	0	0	0	5	2	

WP - Hamels (1-0), LP - Cueto (0-1), Save - None
HR - Utley

Philadelphia Batting										
Player	AVG	G	AB	R	H	HR	RBI			
Brown	.000	1	1	1	0	0	0			
Francisco	.000	1	0	0	0	0	0			
Howard	.273	3	11	0	3	0	0			
Ibanez	.250	3	12	0	3	0	0			
Polanco	.111	2	9	1	1	0	0			
Rollins	.091	3	11	1	1	0	0			
Ruiz	.250	3	8	1	2	0	1			
Sweeney	1.000	1	1	0	1	0	0			
Utley	.273	3	11	3	3	1	4			
Valdez	.333	1	3	1	1	0	0			
Victorino	.231	3	13	2	3	0	3			
Werth	.214	3	14	1	3	1	1			

Philadelphia Pitching										
Player	W-L	ERA	G	SV	IP	H	ER			
Contreras	1-0	0.00	1	0	1.0	0	0			
Durbin	0-0	0.00	1	0	0.1	0	0			
Halladay	1-0	0.00	1	0	9.0	0	0			
Hamels	1-0	0.00	1	0	9.0	5	0			
Lidge	0-0	0.00	1	1	1.0	0	0			
Madson	0-0	0.00	1	0	1.0	1	0			
Oswalt	0-0	5.40	1	0	5.0	5	3			
Romero	0-0	0.00	1	0	0.2	0	0			

Cincinnati Batting										
Player	AVG	G	AB	R	H	HR	RBI			
Bruce	.250	3	8	1	2	1	1			
Cabrera	.125	3	8	0	1	0	0			
Cairo	.000	3	3	0	0	0	0			
Francisco	.000	1	1	0	0	0	0			
Gomes	.000	2	6	0	0	0	0			
Hanigan	.000	2	4	0	0	0	0			
Heisey	.000	1	2	0	0	0	0			
Hernandez	.143	3	7	0	1	0	0			
Janish	.000	1	1	0	0	0	0			
Nix	.000	1	3	1	0	0	0			
Phillips	.333	3	12	2	4	1	1			
Rolen	.091	3	11	0	1	0	0			
Stubbs	.111	3	9	0	1	0	0			
Votto	.100	3	10	0	1	0	1			

Cincinnati Pitching										
Player	W-L	ERA	G	SV	IP	H	ER			
Arroyo	0-0	1.69	1	0	5.1	4	1			
Bailey	0-0	0.00	1	0	2.0	2	0			
Bray	0-0	0.00	2	0	1.2	0	0			
Chapman	0-1	0.00	2	0	1.2	3	0			
Cueto	0-1	1.80	1	0	5.0	5	1			
Masset	0-0	4.50	2	0	2.0	2	1			
Ondrusek	0-0	0.00	2	0	2.0	0	0			
Rhodes	0-0	0.00	1	0	0.1	0	0			
Volquez	0-1	21.60	1	0	1.2	4	4			
Wood	0-0	0.00	1	0	3.1	1	0			

NL Central Standings				
Cincinnati	91	71	.562	-
St. Louis	86	76	.531	5.0
Milwaukee	77	85	.475	14.0
Houston	76	86	.469	15.0
Chicago	75	87	.463	16.0
Pittsburgh	57	105	.352	34.0



POSTSEASON


2012 NLDS
SAN FRANCISCO GIANTS 3, CINCINNATI REDS 2
Summary

The Giants became the first team in Major League history, under the 2-3 format, to lose the first 2 games of the 5-game series at home and win the last 3 games on the road...also became the first National League team to win a Division Series after trailing 2-0 and the eighth team overall to win a best-of-5 series after facing that deficit...was only the second time in a baseball Postseason series of at least 5g in which the visiting team won every game (Rays vs Rangers, 2010 ALDS)...there has been only 1 such instance in NBA history (Nets vs 76ers, 5-game 1984 first round) and none in the NHL...the Reds lost 3 consecutive games at Great American Ball Park for the first time all season...Ryan Ludwick led all players with 3 homers, the second-highest total by a Reds player during any single Postseason (Tony Perez, 4hr, 1975)...Dusty Baker, whose Giants won the 2002 NL pennant, became the third manager to oppose in a Postseason series a franchise he previously led to the World Series...Joe McCarthy managed the Yankees to sweeps of the Cubs in the 1932 and 1938 Fall Classics, and Billy Martin's A's were swept by the Yankees in the 1981 ALCS.

San Francisco Batting							
Player	AVG	G	AB	R	H	HR	RBI
Arias	.500	4	6	3	3	0	0
Belt	.077	5	13	0	1	0	0
Blanco	.286	5	14	3	4	1	2
Crawford	.182	5	11	1	2	0	1
Huff	.000	3	3	0	0	0	0
Nady	.000	4	5	0	0	0	0
Pagan	.150	5	20	3	3	1	4
Pence	.200	5	20	0	4	0	0
Posey	.211	5	19	3	4	2	5
Sanchez	.500	1	2	1	1	0	0
Sandoval	.333	5	21	2	7	1	3
Scutaro	.150	5	20	2	3	0	1
Theriot	.000	2	2	0	0	0	0

San Francisco Pitching							
Player	W-L	ERA	G	SV	IP	H	ER
Affeldt	0-0	0.00	3	0	3.2	3	0
Bumgarner	0-1	8.31	1	0	4.1	7	4
Cain	1-1	5.06	2	0	10.2	11	6
Casilla	0-0	2.70	5	0	3.1	6	1
Kontos	0-0	0.00	4	0	3.2	2	0
Lincecum	1-0	1.42	2	0	6.1	3	1
Lopez	0-0	0.00	2	0	0.2	0	0
Mijares	0-0	81.00	2	0	0.1	2	3
Mota	0-0	18.00	2	0	1.0	4	2
Romo	1-0	2.08	3	1	4.1	2	1
Vogelsong	0-0	1.80	1	0	5.0	3	1
Zito	0-0	6.75	1	0	2.2	4	2

Cincinnati Batting							
Player	AVG	G	AB	R	H	HR	RBI
Bruce	.263	5	19	2	5	1	4
Cairo	.000	3	2	0	0	0	0
Cozart	.238	5	21	2	5	0	0
Frazier	.167	4	6	0	1	0	1
Hanigan	.200	4	15	3	3	0	3
Heisey	.000	4	3	1	0	0	0
Ludwick	.333	5	18	4	6	3	4
Navarro	.250	2	4	0	1	0	0
Paul	.333	3	3	1	1	0	0
Phillips	.375	5	24	1	9	1	7
Rolen	.250	4	16	1	4	0	1
Stubbs	.211	5	19	4	4	0	1
Valdez	.000	2	1	0	0	0	0
Votto	.389	5	18	3	7	0	0

Cincinnati Pitching							
Player	W-L	ERA	G	SV	IP	H	ER
Arredondo	0-0	20.25	2	0	1.1	4	3
Arroyo	1-0	0.00	1	0	7.0	1	0
Bailey	0-0	1.29	1	0	7.0	1	1
Broxton	0-1	0.00	3	0	3.0	4	0
Chapman	0-0	3.00	3	0	3.0	2	1
Cueto	0-0	0.00	1	0	0.1	0	0
Hoover	0-0	0.00	2	0	2.2	0	0
Latos	0-1	6.48	2	0	8.1	11	6
Leake	0-1	10.38	1	0	4.1	6	5
LeCure	1-0	0.00	3	0	4.0	2	0
Marshall	0-0	0.00	3	0	4.0	0	0
Simon	0-0	0.00	1	0	1.0	1	0

Game 1 @ SF (AT&T Park) - Reds 5, Giants 2

Oct. 6 - After 1 batter and 8 pitches, RHP Johnny Cueto left the game with back spasms...was the fewest batters faced by any starting pitcher in a Postseason game in Major League history...the previous record was held by Washington's Curly Odgen, who faced 2 batters in Game 7 of the 1924 World Series vs the New York Giants...RHP Mat Latos pitched in relief (4ip, 1er) for the first time in his Major League career...Brandon Phillips (3h, 1hr, 3rbi) became the third Reds player with at least 3 hits and 3 RBI in a Postseason game since RBI became an official statistic in 1920...Tony Perez did it in Game 2 of the 1975 NLCS vs Pit (3 hits, 3rbi) and Mariano Duncan did it in Game 3 of the 1990 NLCS, also vs. Pittsburgh (3 hits, 4rbi)...Homer Bailey made the second pinch-hitting appearance of his career and struck out vs. Matt Cain...Bailey also pinch hit and struck out on 9/2/09 vs Col.

	1	2	3	4	5	6	7	8	9	R	H	E	Attendance
Cin	0	0	2	1	0	0	0	2		5	9	1	43,492
SF	0	0	0	0	0	1	0	0	1	2	7	0	

WP - LeCure (1-0), LP - Cain (0-1), Save - None
HR - Phillips, Bruce, Posey

Game 2 @ SF (AT&T Park) - Reds 9, Giants 0

Oct. 7 - Bronson Arroyo (7ip, 1h), J.J. Hoover (1ip) and Jose Arredondo (1ip, 1h) combined on a 2-hitter...Ryan Ludwick hit his first career Postseason homer...Ryan Hanigan had 2 hits and 3 RBI...the shutout was the first by the Reds in the playoffs since a 7-0 win vs. Oakland in Game 1 of the 1990 World Series...were the fewest hits allowed by Reds pitching in Postseason play since their 2-hitter in the deciding Game 4 of the 1990 World Series...9 runs were the most by Reds batters in a playoff game since a 10-1 win in Game 3 of the 1995 NLDS vs. Los Angeles.

	1	2	3	4	5	6	7	8	9	R	H	E	Attendance
Cin	0	1	0	3	0	0	5	0		9	13	0	43,505
SF	0	0	0	0	0	0	0	0		0	2	0	

WP - Arroyo (1-0), LP - Bumgarner (0-1), Save - None
HR - Ludwick

Game 3 @ CIN (Great American Ball Park) - Giants 2, Reds 1 (10 innings)

Oct. 9 - Reds pitchers recorded 16 strikeouts, a club record for a Postseason game (12k, Game 1, 1990 NLCS vs Pit)...Homer Bailey's 10 strikeouts also were a Reds Postseason record, breaking by 1 strikeout the mark shared by Hod Eller (Game 5, 1919 World Series) and Jose Rijo (Game 4, 1990 World Series)...from the fourth through sixth innings Bailey recorded 6 consecutive outs by strikeout, tying Eller's club record

set in Game 5 of the 1919 World Series...Bailey became only the fourth pitcher in Major League Postseason history to allow 1 or fewer hits while striking out at least 10 batters and throwing at least 7 innings...he joined Bal's Mike Mussina (1997 ALCS vs Cle, 8ip, 1h, 10k), NYY's Orlando Hernandez (1999 World Series vs Atl, 7ip, 1h, 10k) and NYY's Roger Clemens (2000 ALCS vs Sea, 9ip, 1h, 15k)...Ryan Vogelsong (5ip, 3h, 1er, 3bb, 5k) started for the Giants, who won on an unearned run in the 10th...Reds batters produced their only run in the first inning on 3 hits and a walk, then were held to 1 hit the last 9 innings of the game... for only the second time in the 10-year history of Great American Ball Park, there was not an extra-base hit (other, 2003).

NL Central Standings

Cincinnati	97	65	.599	-
St. Louis	88	74	.543	9.0
Milwaukee	83	79	.512	14.0
Pittsburgh	79	83	.488	18.0
Chicago	61	101	.377	36.0
Houston	55	107	.340	42.0

	1	2	3	4	5	6	7	8	9	10	R	H	E	Attendance
SF	0	0	1	0	0	0	0	0	0	1	2	3	0	44,501
Cin	1	0	0	0	0	0	0	0	0	0	1	4	1	

WP - Romo (1-0), LP - Broxton (0-1), Save - None
HR - None

Game 4 @ CIN (Great American Ball Park) - Giants 8, Reds 3

Oct. 10 - The Giants won for the 12th straight time in a game started by Barry Zito (2.2ip, 4h, 2er, 4bb, 4k)...Mike Leake (4.1ip, 6h, 5er, 2bb, 1k, 2hr) started in place of Johnny Cueto, who suffered a back injury in Game 1...Angel Pagan became the first Giants player, in New York or San Francisco, to lead off a Postseason game with a homer.

	1	2	3	4	5	6	7	8	9	R	H	E	Attendance
SF	1	2	0	0	2	0	3	0	0	8	11	1	44,375
Cin	1	0	1	0	0	1	0	0	0	3	9	0	

WP - Lincecum (1-0), LP - Leake (0-1), Save - None
HR - Pagan, Blanco, Ludwick, Sandoval

Game 5 @ CIN (Great American Ball Park) - Giants 6, Reds 4

Oct. 11 - The Giants scored all 6 of their runs in the fifth inning, capped by Buster Posey's grand slam off Mat Latos... Posey became the third Giants player to hit a Postseason grand slam, joining Chuck Hiller (Game 4, 1962 World Series at NYY) and Will Clark (Game 1, 1989 NLCS at Chi)...was the first career grand slam allowed by Latos and only the second Postseason grand slam allowed by a Reds pitcher (Bal's Dave McNally off Wayne Granger, 1970 World Series)...Reds batters produced 12 hits but went 2-for-13 with RISP and stranded 11 base runners, including 2 base runners in each of the last 3 innings.

	1	2	3	4	5	6	7	8	9	R	H	E	Attendance
SF	0	0	0	0	6	0	0	0	0	6	9	1	44,142
Cin	0	0	0	0	2	1	0	0	1	4	12	1	

WP - Cain (1-1), LP - Latos (0-1), Save - Romo (1)
HR - Posey (grand slam off Latos), Ludwick





2013 WILD CARD GAME

Summary

The Redlegs made their third Postseason appearance in 4 seasons, including National League Central Division championships in 2010 and 2012 and the 2013 Wild Card berth...in franchise history, this successful Postseason stretch is matched only by the teams that made 6 playoff appearances during the Big Red Machine era (1970, 1972, 1973, 1975, 1976, 1979).

Game 1 @ PIT (PNC Park) - Pirates 6, Reds 2

Oct. 1 - The Reds were eliminated from the Postseason following a 6-2 loss at Pittsburgh in the National League Wild Card game...Johnny Cueto started for the Reds and suffered the loss (3.1ip, 7h, 4er, 1bb, 0k, 2hr)...Ryan Ludwick produced 2 of the Reds' 6 hits, including a pair of doubles...in the top of the eighth inning Shin-Soo Choo homered off Tony Watson, the first home run by Choo off a left-hander all season and the first homer all year allowed to a left-handed batter by Watson... Russell Martin (2hr) become only the second Pirates batter ever to homer more than once in the playoffs (Bob Robertson, 3hr, 1971 NLCS at SF)... was the first Postseason game in PNC Park history and the Pirates' first playoff game since the 1992 NLCS vs the Braves.

Pittsburgh Batting

Player	AVG	G	AB	R	H	HR	RBI
Alvarez	.000	1	3	0	0	0	1
Barnes	.250	1	4	0	1	0	0
Byrd	.250	1	4	1	1	1	2
Marte	.400	1	5	1	2	0	0
Martin	.750	1	4	2	3	2	2
McCutchen	.667	1	3	1	2	0	0
Morneau	.250	1	4	0	1	0	0
Snider	.000	1	1	0	0	0	0
Walker	.400	1	5	1	2	0	1

Pittsburgh Pitching

Player	W-L	ERA	G	SV	IP	H	ER
Grilli	0-0	0.00	1	0	1.0	0	0
Liriano	1-0	1.29	1	0	7.0	4	1
Watson	0-0	9.00	1	0	1.0	2	1

	1	2	3	4	5	6	7	8	9	R	H	E	Attendance
Cin	0	0	0	1	0	0	0	1	0	2	6	0	40,487
Pit	0	2	1	2	0	0	1	0	x	6	14	0	

WP - Liriano (1-0), LP - Cueto (0-1), Save - None
HR - Choo, Byrd, Martin 2

Cincinnati Batting

Player	AVG	G	AB	R	H	HR	RBI
Bruce	.250	1	4	0	1	0	1
Choo	.333	1	3	2	1	1	1
Cozart	.000	1	3	0	0	0	0
Cueto	.000	1	1	0	0	0	0
Frazier	.250	1	4	0	1	0	0
Hanigan	.000	1	3	0	0	0	0
Heisey	.000	1	1	0	0	0	0
Ludwick	.750	1	4	0	3	0	0
Mesoraco	.000	1	1	0	0	0	0
Phillips	.000	1	4	0	0	0	0
Votto	.000	1	4	0	0	0	0

Cincinnati Pitching

Player	W-L	ERA	G	SV	IP	H	ER
Cueto	0-1	10.80	1	0	3.1	8	4
Hoover	0-0	0.00	1	0	0.2	0	0
LeCure	0-0	0.00	1	0	1.0	1	0
Marshall	0-0	---	1	0	0.0	1	1
Ondrusek	0-0	9.00	1	0	1.0	1	1
Parra	0-0	0.00	1	0	0.2	1	0
Simon	0-0	0.00	1	0	1.1	2	0

NL Central Standings

St. Louis	97	65	.599	-
Pittsburgh	94	68	.580	3.0
Cincinnati	90	72	.556	7.0
Milwaukee	74	88	.457	23.0
Chicago	66	96	.407	31.0



2020 WILD CARD SERIES

Summary

In a regular season shortened to 60 games by a global pandemic fueled by the COVID-19 virus, the Redlegs made their first Postseason appearance since the 2013 Wild Card game...as the seventh seed in the National League's 8-team bracket, the Reds played the best-of-3 Wild Card Series in Atlanta at Truist Park and became the first team in Postseason history to be shut out in a series of more than 1 game...their 22-inning scoreless streak was the longest ever to begin the playoffs (20 innings, 1921 New York Giants)...the Reds' active 23-inning scoreless streak, dating back to a 6-2 loss in the 2013 Wild Card game at Pit, is the longest in their Postseason history (18 innings, 10/14/95 – 10/6/2010)... were shut in consecutive Postseason games for the first time...only twice in their Postseason history were the Reds shut out twice in any series, during Games 1 & 4 of the 1961 World Series vs the Yankees and Games 1 & 3 of the 2010 Division Series vs the Phillies.

Atlanta Batting							
Player	AVG	G	AB	R	H	HR	RBI
Acuña Jr.	.364	2	11	0	4	0	1
Albies	.250	2	8	1	2	0	0
Culberson	.000	1	0	0	0	0	0
d'Arnaud	.222	2	9	0	2	0	0
Duvall	.125	2	8	1	1	1	2
Flowers	.000	1	0	0	0	0	0
Freeman	.167	2	6	1	1	0	1
Markakis	.222	2	9	0	2	0	0
Ozuna	.111	2	9	1	1	1	2
Pache	.000	2	0	1	0	0	0
Riley	.125	2	8	1	1	0	0
Swanson	.111	2	9	0	1	0	0

Atlanta Pitching							
Player	W-L	ERA	G	SV	IP	H	ER
Anderson	1-0	0.00	1	0	6.0	2	0
Fried	0-0	0.00	1	0	7.0	6	0
Greene	0-0	0.00	1	0	0.1	2	0
Martin	0-0	0.00	2	0	2.0	0	0
Matzek	0-0	0.00	1	0	1.1	2	0
Melancon	0-0	0.00	2	0	2.0	0	0
Minter	1-0	0.00	1	0	0.2	0	0
O'Day	0-0	0.00	1	0	0.1	1	0
Smith	0-0	0.00	2	0	2.1	0	0

Cincinnati Batting							
Player	AVG	G	AB	R	H	HR	RBI
Akiyama	.000	2	5	0	0	0	0
Aquino	.333	1	6	0	2	0	0
Barnhart	.000	2	5	0	0	0	0
Casali	.000	2	2	0	0	0	0
Castellanos	.300	2	10	0	3	0	0
Davidson	.000	1	0	0	0	0	0
Farmer	.000	1	5	0	0	0	0
Galvis	.333	2	3	0	1	0	0
Garcia	.000	1	1	0	0	0	0
Goodwin	.000	2	1	0	0	0	0
Jankowski	.000	1	0	0	0	0	0
Moustakas	.000	2	8	0	0	0	0
Senzel	.286	2	7	0	2	0	0
Suárez	.222	2	9	0	2	0	0
Votto	.222	2	9	0	2	0	0
Winker	.167	2	6	0	1	0	0

Cincinnati Pitching							
Player	W-L	ERA	G	SV	IP	H	ER
Bauer	0-0	0.00	1	0	7.2	2	0
Bradley	0-1	27.00	1	0	0.1	2	1
Castillo	0-1	1.69	1	0	5.1	6	1
Garrett	0-0	--	1	0	1bf	1	0
Iglesias	0-0	16.20	1	0	1.2	2	3
Lorenzen	0-0	0.00	2	0	2.2	2	0
Sims	0-0	0.00	2	0	2.2	0	0

NL Central Standings				
Chicago	34	26	.567	-
St. Louis	30	28	.5172	3.0
Cincinnati	31	29	.5167	3.0
Milwaukee	29	31	.483	5.0
Chicago	19	41	.317	15.0

Game 1 @ Atl (Truist Park) - Braves 1, Reds 0 (13 innings)

September 30 - In the longest 1-0 game in Postseason history, Braves first baseman Freddie Freeman produced an RBI-single off Amir Garrett in the bottom of the 13th inning...Trevor Bauer became the first pitcher in Postseason history to record at least 12 strikeouts without allowing a walk or a run...his 12 strikeouts are a Reds Postseason record (10k, Homer Bailey, 2012 NLDS Game 3 vs SF)...Bauer joined Don Gullett, José Rijo and Ross Grimsley as the only pitchers in Reds Postseason history to hold an opponent to 2 hits or fewer while throwing at least 7.2 innings...Bauer and Max Fried became the first opposing starters in Postseason history each to throw at least 7.0 scoreless innings without a walk...was just the eighth Postseason game in which both starting pitchers threw at least 7.0 scoreless innings, the first since SF's Madison Bumgarner and NYM's Noah Syndergaard did so in the 2016 National League Wild Card game...was the first Postseason game in history to be scoreless through the first 11 and then 12 innings...the Reds were shut out for the 11th time in their Postseason history (last, 2010 NLDS Game 3 vs Phi)...Reds batters stranded 13 base runners, a new Reds Postseason record (12, 1919 World Series Game 8 at WSox)...the teams combined for a Postseason record 37 strikeouts (34, Red Sox at Dodgers, 2018 World Series Game 3, 18 innings)...Reds batters struck out 16 times, a new Reds Postseason record (15, 1975 NLCS Game 3 at Pit, 10 innings)...Reds pitchers recorded 21 strikeouts, a new Reds Postseason record (16, 2012 NLDS Game 3 vs SF, 10 innings)...was the fourth walkoff loss in Reds Postseason history, their first since Carlton Fisk of the Red Sox homered in the bottom of the 12th inning of the 1975 World Series Game 6 at Fenway Park...was the longest extra-inning game in Reds Postseason history, the 14th extra-inning game overall and their first since 2012 NLDS Game 3 vs SF (2-1 loss in 10 innings).

	1	2	3	4	5	6	7	8	9	10	11	12	13	R	H	E	Attendance
Cin	0	0	0	0	0	0	0	0	0	0	0	0	0	0	0	11	1
Atl	0	0	0	0	0	0	0	0	0	0	0	0	1	1	6	0	

WP - Minter (1-0), **LP** - Bradley (0-1), **Save** - None
HR - None

Game 2 @ Atl (Truist Park) - Braves 5, Reds 0

October 1 - The Braves scored 1 run in the fifth inning and then 4 in the eighth on a pair of 2-run HR off Raisel Iglesias by Marcell Ozuna and former Red Adam Duvall...Luis Castillo (5.1ip, 6h, 1er, 1bb, 7k) started for the Reds and RHP Ian Anderson (6ip, 2h, 2bb, 9k) for the Braves.

	1	2	3	4	5	6	7	8	9	R	H	E	Attendance
Cin	0	0	0	0	0	0	0	0	0	2	1	-	-
Atl	0	0	0	1	0	0	4	x	5	9	0	-	-

WP - Anderson (1-0), **LP** - Castillo (0-1), **Save** - None
HR - Ozuna, Duvall

POSTSEASON

2022 NOTES





MEDIA

The Reds issue more than 200 season credentials to members of the media who cover the team on a regular basis. Traveling entities include the Cincinnati Enquirer, MLB.com and TheAthletic.com, along with Reds broadcast rights holders 700 WLW Radio and regional television network Bally Sports Ohio. Those entities are joined in home coverage for games at Great American Ball Park in Cincinnati by over-the-air television stations WLWT-TV 5, WCPO-TV 9, WKRC-TV 12 and WXIX-TV 19, along with BBWAA writers Hal McCoy and John Fay. During the 2022 season, the Reds will be featured in national television broadcasts on ESPN, FOX, FS1, Peacock, Apple TV+ and YouTube.

REDS ON THE AIRWAVES

RADIO

In 2022, **Tommy Thrall** will enjoy his third full season as the play-by-play broadcaster for the Reds Radio Network. He will be joined in the booth on a regular basis by former Reds pitcher and color analyst **Jeff Brantley**. The Reds on Radio Network is one of the largest in professional sports, with more than 100 stations covering 8 states. The 50,000-watt flagship station is **700 WLW (AM 700)** in Cincinnati. Selected spring training games, all 162 regular-season games and all Postseason games will be broadcast on 700 WLW Radio.

TELEVISION

Bally Sports Ohio will broadcast more than 150 games, all in high definition. Play-by-play broadcaster **John Sadak** and color analyst **Barry Larkin** are in their second season in the booth together. **Chris Welsh** returns for his 30th season as Reds TV color analyst, and **Jim Day** for his 21st season on the crew.

REDS PLAY-BY-PLAY & COLOR BROADCASTERS

Lee Allen	1943-44
Roger Bake	1939-41
Red Barber *	1934-38
Johnny Bench	1987-90
Jeff Brantley	2007-22
Dick Bray	1937-43
Marty Brennaman *	1974-2019
Thom Brennaman	1989, 2007-20
Bill Brown	1976-82
“Oatmeal” Brown	1933
George Bryson	1956-60
Bob Burdette	1929
Dick Carlson	1980-83
Sean Casey	2011-2014
Gordy Coleman	1990-94
Ken Coleman	1975-79
Jim Day	2011-22
Doug Flynn	2012-2019
George Grande	1993-2018
Danny Graves	2018-20
Harry Hartman	1931-33
Tom Hedrick	1971-72
Al Helfer *	1935-36
Russ Hodges *	1932
Waite Hoyt	1942-65, '72
Charlie Jones	1973-74
Paul Keels	2010
Jim Kelch	2008-2017
Gene Kelly	1962-63
Ed Kennedy	1961-70

Steve LaMar	1990-92
Ray Lane	1979-84
Barry Larkin	2021-22
Sam LeCure	2018, 2020-22
Frank McCormick	1958-68
Jim McIntyre	1966-70
Kent Mercker	2009-12
Al Michaels *	1971-73
Gene Mittendorf	1924
Jack Moran	1955-61
Joe Morgan	1985
Dick Nesbitt	1942
Joe Nuxhall	1967-2007
Wes Parker	1973
Steve Physioc	1986
Jay Randolph	1988
Pee Wee Reese	1969-70
John Sadak	2021-22
Mark Scott	1956
Steve Stewart	2004-07
Claude Sullivan	1964-67
Sidney Ten-Eyck	1931-33
Red Thornburgh	1947
Tommy Thrall	2019-22
Bob Waller	1971
Chris Welsh	1993-2022
Ken Wilson	1983-85
Woody Woodward	1974-75

* Hall of Fame's Ford C. Frick Award winners

REDS BROADCASTERS ON RADIO/TELEVISION

Year	Radio	Announcers	TV	Cable	Announcers
1924	WMH	Gene Mittendorf	-	-	-
1929	WLW	Bob Burdette	-	-	-
1931	WFBE	Harry Hartman, Sidney Ten-Eyck	-	-	-
1932	WFBE	Russ Hodges, Harry Hartman, Sidney Ten-Eyck	-	-	-
1933	WFBE, WSAI	Harry Hartman, Sidney Ten-Eyck, “Oatmeal” Brown	-	-	-
1934	WFBE, WKRC, WSAI	Red Barber	-	-	-
1935	WFBE, WKRC, WSAI	Red Barber, Al Helfer	-	-	-
1936	WCPO, WSAI	Red Barber, Al Helfer	-	-	-
1937	WCPO, WSAI	Red Barber, Dick Bray	-	-	-

Year	Radio	Announcers	TV	Cable	Announcers
1938	WCPO, WSAI	Red Barber, Dick Bray	-	-	-
1939	WCPO, WSAI	Roger Baker, Dick Bray	-	-	-
1940	WCPO, WSAI	Roger Baker, Dick Bray	-	-	-
1941	WCPO, WSAI	Roger Baker, Dick Bray	-	-	-
1942	WKRC, WSAI, WCPO	Waite Hoyt, Dick Nesbitt, Dick Bray	-	-	-
1943	WKRC, WSAI	Waite Hoyt, Lee Allen, Dick Bray	-	-	-
1944	WKRC, WSAI	Waite Hoyt, Lee Allen	-	-	-
1945	WCPO	Waite Hoyt	-	-	-
1946	WCPO	Waite Hoyt	-	-	-
1947	WCPO	Waite Hoyt	W8XCT	-	Red Thornburgh
1948	WCPO	Waite Hoyt	WLWT - 5	-	Waite Hoyt
1949	WCPO	Waite Hoyt	WLWT - 5	-	Waite Hoyt
1950	WCPO	Waite Hoyt	WLWT - 5	-	Waite Hoyt
1951	WCPO	Waite Hoyt	WLWT - 5	-	Waite Hoyt
1952	WCPO	Waite Hoyt	WLWT - 5	-	Waite Hoyt
1953	WCPO	Waite Hoyt	WLWT - 5	-	Waite Hoyt
1954	WCPO	Waite Hoyt	WLWT - 5	-	Waite Hoyt
1955	WSAI	Waite Hoyt, Jack Moran	WCPO - 9	-	Waite Hoyt
1956	WSAI	Waite Hoyt, Jack Moran	WLWT - 5	-	George Bryson, Mark Scott
1957	WKRC	Waite Hoyt, Jack Moran	WLWT - 5	-	George Bryson
1958	WKRC	Waite Hoyt, Jack Moran	WLWT - 5	-	George Bryson, Frank McCormick
1959	WKRC	Waite Hoyt, Jack Moran	WLWT - 5	-	George Bryson, Frank McCormick
1960	WKRC	Waite Hoyt, Jack Moran	WLWT - 5	-	George Bryson, Frank McCormick
1961	WKRC	Waite Hoyt, Jack Moran	WLWT - 5	-	Ed Kennedy, Frank McCormick
1962	WKRC	Waite Hoyt, Gene Kelly	WLWT - 5	-	Ed Kennedy, Frank McCormick
1963	WKRC	Waite Hoyt, Gene Kelly	WLWT - 5	-	Ed Kennedy, Frank McCormick
1964	WCKY	Waite Hoyt, Claude Sullivan	WLWT - 5	-	Ed Kennedy, Frank McCormick
1965	WCKY	Waite Hoyt, Claude Sullivan	WLWT - 5	-	Ed Kennedy, Frank McCormick
1966	WCKY	Claude Sullivan, Jim McIntyre	WLWT - 5	-	Ed Kennedy, Frank McCormick
1967	WCKY	Claude Sullivan, Jim McIntyre, Joe Nuxhall	WLWT - 5	-	Ed Kennedy, Frank McCormick
1968	WCKY	Jim McIntyre, Joe Nuxhall	WLWT - 5	-	Ed Kennedy, Frank McCormick
1969	700 WLW	Jim McIntyre, Joe Nuxhall	WLWT - 5	-	Ed Kennedy, Pee Wee Reese
1970	700 WLW	Jim McIntyre, Joe Nuxhall	WLWT - 5	-	Ed Kennedy, Pee Wee Reese
1971	700 WLW	Al Michaels, Joe Nuxhall	WLWT - 5	-	Tom Hedrick, Bob Waller
1972	700 WLW	Al Michaels, Joe Nuxhall	WLWT - 5	-	Tom Hedrick, Waite Hoyt
1973	700 WLW	Al Michaels, Joe Nuxhall	WLWT - 5	-	Charlie Jones, Wes Parker
1974	700 WLW	Marty Brennaman, Joe Nuxhall	WLWT - 5	-	Charlie Jones, Woody Woodward
1975	700 WLW	Marty Brennaman, Joe Nuxhall	WLWT - 5	-	Ken Coleman, Woody Woodward
1976	700 WLW	Marty Brennaman, Joe Nuxhall	WLWT - 5	-	Ken Coleman, Bill Brown
1977	700 WLW	Marty Brennaman, Joe Nuxhall	WLWT - 5	-	Ken Coleman, Bill Brown
1978	700 WLW	Marty Brennaman, Joe Nuxhall	WLWT - 5	-	Ken Coleman, Bill Brown
1979	700 WLW	Marty Brennaman, Joe Nuxhall	WLWT - 5	-	Ken Coleman, Ray Lane, Bill Brown
1980	700 WLW	Marty Brennaman, Joe Nuxhall, Dick Carlson	WLWT - 5	-	Bill Brown, Ray Lane
1981	700 WLW	Marty Brennaman, Joe Nuxhall	WLWT - 5	-	Bill Brown, Ray Lane, Dick Carlson
1982	700 WLW	Marty Brennaman, Joe Nuxhall	WLWT - 5	-	Bill Brown, Ray Lane, Dick Carlson
1983	700 WLW	Marty Brennaman, Joe Nuxhall	WLWT - 5	-	Ray Lane, Ken Wilson, Dick Carlson
1984	700 WLW	Marty Brennaman, Joe Nuxhall	WLWT - 5	-	Ray Lane, Ken Wilson
1985	700 WLW	Marty Brennaman, Joe Nuxhall	WLWT - 5	-	Ken Wilson, Joe Morgan
1986	700 WLW	Marty Brennaman, Joe Nuxhall	WLWT - 5	-	Steve Physioc, Marty Brennaman, Joe Nuxhall
1987	700 WLW	Marty Brennaman, Joe Nuxhall	WLWT - 5	-	Marty Brennaman, Joe Nuxhall, Johnny Bench
1988	700 WLW	Marty Brennaman, Joe Nuxhall	WLWT - 5	-	Johnny Bench, Jay Randolph
1989	700 WLW	Marty Brennaman, Joe Nuxhall	WLWT - 5	-	Johnny Bench, Thom Brennaman
1990	700 WLW	Marty Brennaman, Joe Nuxhall	WLWT - 5	-	Steve LaMar, Johnny Bench, Gordy Coleman, Tom Hume
1991	700 WLW	Marty Brennaman, Joe Nuxhall	WLWT - 5	SC Ohio	Steve LaMar, Marty Brennaman, Gordy Coleman
1992	700 WLW	Marty Brennaman, Joe Nuxhall	WLWT - 5	SC Ohio	Steve LaMar, Marty Brennaman, Gordy Coleman
1993	700 WLW	Marty Brennaman, Joe Nuxhall	WLWT - 5	SC Ohio	George Grande, MBrennaman, Gordy Coleman, Chris Welsh
1994	700 WLW	Marty Brennaman, Joe Nuxhall	WLWT - 5	SC Ohio	George Grande, MBrennaman, Gordy Coleman, Chris Welsh

Year	Radio	Announcers	TV	Cable	Announcers
1995	700 WLW	Marty Brennaman, Joe Nuxhall	WLWT - 5	SC Ohio	George Grande, MBrennaman, Chris Welsh
1996	700 WLW	Marty Brennaman, Joe Nuxhall	WSTR - 64	SC Ohio	George Grande, MBrennaman, Chris Welsh
1997	700 WLW	Marty Brennaman, Joe Nuxhall	WSTR - 64	SC Ohio	George Grande, MBrennaman, Chris Welsh
1998	700 WLW	Marty Brennaman, Joe Nuxhall	WKRC-12, WSTR-64	Fox Ohio	George Grande, MBrennaman, Chris Welsh
1999	700 WLW	Marty Brennaman, Joe Nuxhall	None	Fox Ohio	George Grande, Chris Welsh
2000	700 WLW	Marty Brennaman, Joe Nuxhall	None	Fox Net	George Grande, Chris Welsh
2001	700 WLW	Marty Brennaman, Joe Nuxhall	None	Fox Net	George Grande, Chris Welsh
2002	700 WLW	Marty Brennaman, Joe Nuxhall	None	Fox Net	George Grande, Chris Welsh
2003	700 WLW	Marty Brennaman, Joe Nuxhall	None	Fox Net	George Grande, Chris Welsh
2004	700 WLW	Marty Brennaman, Joe Nuxhall, Steve Stewart	None	Fox Net	George Grande, Chris Welsh
2005	700 WLW	Marty Brennaman, Steve Stewart, Joe Nuxhall	None	FSN Ohio	George Grande, Chris Welsh
2006	700 WLW	Marty Brennaman, Steve Stewart, Joe Nuxhall	None	FSN Ohio	George Grande, Chris Welsh
2007	700 WLW	Marty Brennaman, Thom Brennaman, Jeff Brantley, Joe Nuxhall, Steve Stewart	None	FSN Ohio	George Grande, Chris Welsh, Thom Brennaman, Jeff Brantley, Steve Stewart
2008	700 WLW	Marty Brennaman, Thom Brennaman, Jeff Brantley	None	FSN Ohio	George Grande, Chris Welsh, Thom Brennaman, Jeff Brantley
2009	700 WLW	Marty Brennaman, Thom Brennaman, Jeff Brantley, Jim Kelch, Dan Hoard, Kent Mercker	None	FOX Sports Ohio	George Grande, Chris Welsh, Thom Brennaman, Jeff Brantley, Jim Kelch
2010	700 WLW	Marty Brennaman, Thom Brennaman, Jeff Brantley, Jim Kelch, Kent Mercker, Chris Welsh	None	FOX Sports Ohio	Thom Brennaman, Jeff Brantley, Paul Keels, Chris Welsh, Jim Kelch, George Grande
2011	700 WLW	Marty Brennaman, Thom Brennaman, Jeff Brantley, Jim Kelch,	None	FOX Sports Ohio	Thom Brennaman, Jeff Brantley, Chris Welsh, George Grande, Jim Kelch, Jim Day, Sean Casey
2012	700 WLW	Marty Brennaman, Thom Brennaman, Jeff Brantley, Jim Kelch, Doug Flynn	None	FOX Sports Ohio	Thom Brennaman, Jeff Brantley, Chris Welsh, George Grande, Jim Kelch, Jim Day, Sean Casey
2013	700 WLW	Marty Brennaman, Thom Brennaman, Jeff Brantley, Jim Kelch, Doug Flynn	None	FOX Sports Ohio	Thom Brennaman, Jeff Brantley, Chris Welsh, George Grande, Jim Kelch, Jim Day, Sean Casey
2014	700 WLW	Marty Brennaman, Thom Brennaman, Jeff Brantley, Jim Kelch, Doug Flynn	None	FOX Sports Ohio	Thom Brennaman, Jeff Brantley, Chris Welsh, George Grande, Jim Kelch, Jim Day, Sean Casey
2015	700 WLW	Marty Brennaman, Thom Brennaman, Jeff Brantley, Jim Kelch, Doug Flynn	None	FOX Sports Ohio	Thom Brennaman, Jeff Brantley, Chris Welsh, George Grande, Jim Kelch, Jim Day
2016	700 WLW	Marty Brennaman, Thom Brennaman, Jeff Brantley, Jim Kelch, Doug Flynn, Tom Browning	None	FOX Sports Ohio	Thom Brennaman, Jeff Brantley, Chris Welsh, George Grande, Jim Kelch, Jim Day
2017	700 WLW	Marty Brennaman, Thom Brennaman, Jeff Brantley, Jim Kelch, Doug Flynn	None	FOX Sports Ohio	Thom Brennaman, Jeff Brantley, Chris Welsh, George Grande, Jim Kelch, Jim Day
2018	700 WLW	Marty Brennaman, Thom Brennaman, Jeff Brantley, Jim Day, Doug Flynn, Danny Graves, Tommy Thrall, Tom Nichols	None	FOX Sports Ohio	Thom Brennaman, Jeff Brantley, Chris Welsh, George Grande, Jim Day
2019	700 WLW	Marty Brennaman, Thom Brennaman, Jeff Brantley, Tommy Thrall, Doug Flynn, Danny Graves	None	FOX Sports Ohio	Thom Brennaman, Jim Day, Chris Welsh, Jeff Brantley
2020	700 WLW	Tommy Thrall, Jeff Brantley, Danny Graves	None	FOX Sports Ohio	Thom Brennaman, Jim Day, Chris Welsh, Jeff Brantley, Sam LeCure
2021	700 WLW	Tommy Thrall, Jeff Brantley, Chris Welsh	None	Bally Sports Ohio	John Sadak, Chris Welsh, Barry Larkin, Jeff Brantley, Sam LeCure, Jim Day
2022	700 WLW	Tommy Thrall, Jeff Brantley, Chris Welsh	None	Bally Sports Ohio	John Sadak, Chris Welsh, Barry Larkin, Jeff Brantley, Sam LeCure, Jim Day

2022 REDS ON RADIO AFFILIATES

OHIO

Athens	WATH AM	970
	WATH FM	97.1
Cambridge	WILE FM	97.9
Canton-Massillon	WTIG AM	990
Celina	WKKI FM	94.3
Chillicothe	WBEX AM	1490
	WBEX FM	92.7
Cincinnati	WLW AM	700
	WKFS FM	94.5
Columbus	WZCB HD2 FM	105.3
Dayton	WING AM	1410
Findlay	WBVI FM	96.7
Fostoria	WFOB AM	1430
	WFOB FM	105.7
Gallipolis	WJEH FM	93.1
Hillsboro	WSRW AM	1590
	WSRW FM	101.5
Jackson	WYPC AM	1330
	WYPC FM	105.3
Lima	WIMA AM	1150
Marietta	WMOA AM	1490
	WMOA FM	101.3
Marysville	WDLR AM	1270
	WDLR FM	96.7
Portsmouth	WNXT AM	1260
	WNXT FM	95.7
Wash. CH	WCHO AM	1250
Zanesville	WHIZ AM	1240
	WHIZ FM	102.3

ILLINOIS

Mt. Carmel	WSJD FM	100.5
------------	---------	-------

INDIANA

Batesville	WRBI FM	103.9
Bloomington	WGCL AM	1370
	WGCL FM	96.1
Connersville/	WLPK AM	1580
Rushville	WLPK FM	106.9
Crawfordsville	WCVL AM	1550
	WCVL FM	92.1
Evansville	WSON AM	860
	WSON FM	96.5
Madison	WXGO AM	1270
	WXGO FM	100.9

Muncie	WXFN AM	1340
	WXFN FM	102.9
Portland	WPGW AM	1440
	WPGW FM	100.9
	WPGW FM	105.3
Princeton	WSJD FM	100.5
Richmond	WKBV AM	1490
	WKBV FM	100.9
Salem	WSLM AM	1220
	WSLM FM	97.9
Sullivan	WNDI AM	1550
	WNDI FM	95.3
Washington	WAMW AM	1580
	WAMW FM	95.9
	WAMW FM	101.3

KENTUCKY

Ashland	WVHU AM	800
Berea	WKXO AM	1500
	WKXO FM	103.5
Bowling Green	WWKU AM	1450
	WWKU FM	102.7
Campbellsville	WTCO AM	1450
	WTCO FM	106.7
Columbia	WAIN AM	1270
	WAIN FM	101.9
Cynthiana	WCYN AM	1400
	WCYN FM	101.3
Elizabethtown	WIEL AM	1400
	WIEL FM	106.1
Elkhorn City	WEKB AM	1460
	WEKB FM	104.3
Frankfort	WHBE FM	105.7
Glasgow	WCDS AM	1230
	WCDS FM	104.7
Grayson	WUGO FM	99.7
	WGOH AM	1370
	WGOH FM	100.9
Henderson	WSON AM	860
	WSON FM	96.5
Hopkinsville	WHOP AM	1230
	WHOP FM	95.3
Lexington	WLXG AM	1300
	WLXG FM	92.5
London	WFTG AM	1400
	WFTG FM	106.9

Louisville	WHBE AM	680
	WHBE FM	105.7
Martin	WMDJ FM	100.1
Maysville	WFTM AM	1240
Munfordville	WLOC AM	1150
	WLOC FM	101.7
Paintsville	WKYH AM	600
	WKYH FM	99.3
Pikeville	WLSI AM	900
	WLSI FM	95.9
Richmond	WEKY AM	1340
	WEKY FM	92.5
Somerset	WTLO AM	1480
	WTLO FM	97.7
Whitesburg	WTCW AM	920
	WTCW FM	95.1

TENNESSEE

Bristol-Johnson City-		
Kingsport	WETB AM	790
	WETB FM	93.7
Clarksville	WHOP AM	95.3
	WHOP FM	95.3

VIRGINIA

Abingdon	WETB AM	790
Wise	WTCW AM	920
	WTCW FM	95.1

WEST VIRGINIA

Charleston	WCHS AM	580
	WCHS FM	96.5
Hinton	WMTD FM	102.3
Huntington	WVHU AM	800
Kenova	WWZWB AM	1420
Logan	WVOW AM	1290
	WVOW FM	101.9
Milton	WZZW AM	1600
Point Pleasant	WJEH FM	93.1
Ravenswood	WMOV AM	1360
	WMOV FM	93.5
Ripley	WMOV FM	106.7
Williamson	WBTH AM	1400
	WBTH FM	102.5

General Media Information

CONTACT INFORMATION

You can contact the Cincinnati Reds media relations office by email at rbutcher@reds.com, lherms@reds.com or jramsey@reds.com. During games, you can reach the media relations staff at (513) 765-7350 or (513) 765-7450.

MEDIA CREDENTIALS

Cincinnati Reds media credentials will be issued only to reporters or photographers for accredited media. Reds season credentials only will be issued to those media outlets that cover the Reds on a daily basis. Credentials requests can be made online at <https://credentials.mlb.com>. Please allow 24-hour notice for all daily credential requests. Under no circumstances are media credentials to be transferred from person to person. Violation of this policy will result in notification of the Major League office of the violation, dismissal of the media member from Great American Ball Park and confiscation of the violator's media credential.

MEDIA CREDENTIAL PICKUP

Members of the media can pick up approved daily credentials at Suite Gate D, located to the right of Dock 3 and up the stairs near the Machine Room.

PRESS BOX

The TV and radio broadcast booths are located on Level 3 of Great American Ball Park. The writing press box is located on Suite Level 2, down the third base line. The writing press box is open 3 hours and 30 minutes prior to gametime. The press dining room, located on broadcast Level 3, is open 2 hours prior to gametime. A delicious buffet dinner is available for purchase.

CLUBHOUSE ACCESS

Only media with approved credentials have access to the clubhouses. The clubhouses are open 3 hours and 30 minutes prior to the start of each game and close 1 hour prior to the start of each game. Following the game, the clubhouses will open no later than 10 minutes after the final out. The clubhouses are located on Field Level. The Reds' dugout is located on the first base side, the visitors' dugout on the third base side. Until batting practice is over, media can access the field through the tunnels adjacent to each clubhouse. After batting practice is over, access to and from the field may be made only through the tunnel on the outfield side of the third base dugout. Members of the media are not permitted in the training room, players' lounge or equipment areas.

MEDIA PARKING

The media relations department does not have individual gameday parking passes. For information on monthly parking, contact Central Parking at (513) 946-8100.

2022 BATTING PRACTICE SCHEDULE

Gametime	8:05	7:10	6:40	4:10	3:10	2:10	1:10	12:35
Visitors Early Work	3:25	2:30	2:00	11:30	-	-	-	-
Reds Early Work	4:25	3:30	3:00	12:30	-	-	-	-
Reds Pitchers Hit	5:20	4:25	3:55	1:25	-	-	-	-
Reds BP	5:45	4:50	4:20	1:50	12:50	11:50	10:50	10:15
Visitors BP	6:40	5:45	5:15	2:45	1:45	12:45	11:45	11:10

Game Broadcast



JOE ZERHUSEN - Affiliate/Broadcast Manager

Joe Zerhusen is in his 20th season as the public address announcer for the Reds at Great American Ball Park. He also manages the Cincinnati Reds Radio Network, which now numbers more than 110 radio stations covering 8 states. Zerhusen spent 10 years as the public address announcer for the University of Cincinnati, working football games at Nippert Stadium and men's and women's basketball games at Fifth Third Arena. He also has worked NASCAR and IndyCar races at Kentucky Speedway. A lifelong Reds fan, Joe grew up in Northern Kentucky, where he attended Covington Catholic High School and Northern Kentucky University.



BOB PENNELL

Bob Pennell is in his 11th full year as coordinating producer for Bally Sports broadcasts. Prior to taking that position during the 2011 season, he had served as a producer/director since 1997 for Cleveland Indians and Cleveland Cavaliers games. In addition to Reds and Indians baseball, Pennell also has directed Columbus Blue Jackets hockey and Ohio high school football. The lifelong Ohioan grew up in the Youngstown area and graduated from Kent State in 1985. Bob and wife Lori have 4 children, Erica, Eliot, Amy and Natalie.



JOSH HALL

Josh Hall is in his 11th season as the producer of Reds games for Bally Sports. In January 2012 the Ohio native joined Reds TV from the Phoenix Suns, where he had produced games and pre-game shows since 2006. He also has worked on TV broadcasts for the Super Bowl, Final Four, PGA Championship, Masters and SEC football championship game. Hall began his career in 1997 as an intern for Cleveland Indians TV broadcasts on SportsChannel Ohio, then from 1999-2001 was the sports producer at CLTV in Chicago. From 2001-02 he was a production coordinator for International Sports Broadcasting, the host broadcast entity for the 2002 Winter Olympics, and from 2003-06 he was a broadcast associate for CBS Sports working the NFL, college football, NCAA basketball and PGA Tour. Josh is a 1994 graduate of Jefferson High School in northern Ohio and a 1998 graduate of Wheaton College in Illinois.



ROY ALFERTS

In his second stint working for Bally Sports, Roy Alferts is in his 15th full season directing the game broadcasts. He also directed the club's broadcasts from 1982-90. Alferts spent 14 seasons directing Atlanta Braves and Hawks telecasts for TBS and Fox South, winning 8 Emmy Awards for his baseball and basketball coverage. He has been a producer/director for Xavier basketball for 18 seasons on FSOH and also worked SEC and ACC basketball and football broadcasts for Raycom Sports. He won an Emmy for his ACC football coverage in 2014. For 6 seasons Alferts produced



BRIAN FILIPPETTI

and directed pre-season football games for the NFL's Indianapolis Colts, and for 11 years he worked Ohio State men's basketball telecasts. Brian Filippetti is in his seventh season as a director for Bally Sports broadcasts. He won 6 Ohio Valley Regional Emmy awards for live sports directing, including 5 for his Blue Jackets hockey coverage in 2014, 2016, 2017, 2018 and 2020 along with another for his Reds coverage in 2019. Filippetti has worked in television production for more than 20 years, also covering basketball, football and soccer.



KENT WEAVER

Kent Weaver will produce the Bally Sports pre- and post-game shows, while Jenn Heringer will direct game broadcasts. Weaver is in his 21st season as the Reds Live pre/post game producer for Bally Sports Ohio. He was also the Columbus Blue Jackets pre/post game producer for 7 seasons and has also worked on Xavier, University of Cincinnati and Bengals broadcasts. The 1984 graduate of The Indiana University of Pennsylvania worked freelance for CBS, ESPN and NBC and spent 10 years in the WLWT sports department (1989-99). Heringer will direct TV games for the third consecutive



JENN HERINGER

season, her 26th associated with the Reds. The Northern Kentucky University graduate joined Reds Scoreboard as an intern in 1997 and spent 22 seasons on the gameday staff, including the last 11 years as a director. She started working for Bally Sports in 2013, directing Reds Live and Blue Jackets Live pre- and post-game shows.



DAVE ARMBRUSTER

Dave Armbruster enters his 37th season as producer/engineer for the Reds on Radio. For 15 years he was the network coordinator responsible for the affiliates on the Reds Radio Network, which included outlets in 7 states and broadcasts that could be heard in 38 states on flagship station 700 WLW. A Cincinnati native, Armbruster has been with 700 WLW for 40 years. He also oversees the Bengals Radio Network, as well as the radio broadcasts for the University of Cincinnati Bearcats and Xavier University Musketeers.

COVERING THE BEAT



Mark Sheldon
MLB.com



C. Trent Rosecrans
TheAthletic.com



Bobby Nightengale
Cincinnati Enquirer



Charlie Goldsmith
Cincinnati Enquirer



Adam Baum
Cincinnati Enquirer



Paul Daugherty
Cincinnati Enquirer



Paul Dehner Jr.
TheAthletic.com



Jay Morrison
TheAthletic.com



Tom Archdeacon
Cox First Media



David Jablonski
Cox First Media



Mark Schmetzer
Reds Report/AP



Gary Schatz
Home Beat



Hal McCoy
BBWAA



Jeff Wallner
AP



Mitch Stacy
AP



Mike Dyer
WCPO-TV 9



Caleb Noe
WCPO-TV 9



Gary Miller
WKRC-TV 12



Chris Renkel
WKRC-TV 12



George Vogel
WLWT-TV 5



Brandon Saho
WLWT-TV 5



Joe Danneman
WXIX-TV 19



Jeremy Rauch
WXIX-TV 19



Betsy Ross
WXIX-TV 19



Joe Kay
BBWAA



Jack Pohl
WDTN-TV 2



Tim Sullivan
Louisville C-J



Mark Maloney
Herald-Leader



Conrad Clowers
Cincinnati Herald



Ron Millenor
Reds TV Network



Kent Weaver
Reds TV Network



Bill Dennison
WLW Radio



Lance McAlister
WCKY/WLW Radio



Ken Broo
700 WLW Radio



Mo Egger
WCKY Radio



Maryanne Zeleznik
WVXU Radio



Steve Vaughn
WMOH radio

**2022 CINCINNATI CHAPTER
BASEBALL WRITERS'
ASSOCIATION OF AMERICA (BBWAA)**

National Chapter President: Larry Stone
Local Chapter Chair: C. Trent Rosecrans
Local Chapter Treasurer: Joe Kay

The Associated Press

-
At Large
Hal McCoy (1970)

MLB.com

Mark Sheldon (2016)
Cincinnati Enquirer
Paul Daugherty (1989)
Bobby Nightengale (2018)

Cox Newspapers

David Jablonski (2015)
Reds Report
Mark Schmetzer (1995)
Louisville Courier-Journal
Tim Sullivan (1981)

Louisville Courier-Journal

Tim Sullivan (1981)

CBSSports.com

Matt Snyder (2015)

Fangraphs

Dan Szymorski (2016)
TheAthletic.com
C. Trent Rosecrans (2005)

Lifetime Members

Bucky Albers
Rick Bailey
John Erardi
Greg Hoard
Marc Katz
Jim Massie
Sean McClelland
John Fay

Tom Archdeacon
Jerry Dowling
Jim Ferguson
Bob Hunter
Mike Lopresti
Mark Maloney
Greg Simms
Joe Kay

LOCAL MEDIA OUTLETS

Newspapers/Web Sites

MLB.com

Beat reporter: Mark Sheldon

TheAthletic.com

Beat reporters: C. Trent Rosecrans
Reporters: Paul Dehner Jr., Jay Morrison

Cincinnati Enquirer

312 Elm St., Cincinnati, OH 45202
(513) 768-8391, enquirer.com
Sports Editor: Jason Hoffman
Beat reporters: Bobby Nightengale,
Charlie Goldsmith, Adam Baum
Columnist: Paul Daugherty

Reds Report

1350 West Fifth Ave., Columbus, OH 43212
(614) 486-2202
Editor: Mark Rea
Reporter: Mark Schmetzer

Cox First Media

1611 S. Main St., Dayton, OH 45409
(937) 225-2395, daytondailynews.com
Sports Editor: John Boyle
Reporter: Dave Jablonski
Columnist: Tom Archdeacon

The Columbus Dispatch

34 South Third St., Columbus, OH 43215
(614) 461-5236, dispatch.com
Sports Editor: Brian White
Columnist: Rob Oller

Wire Services

The Associated Press

312 Elm St., Cincinnati, OH 45202
(513) 241-2386, ap.org
Reporters: Mark Schmetzer, Gary Schatz

BBWAA, At Large

Reporters: Hal McCoy, John Fay, Joe Kay



Television Stations

Bally Sports Ohio, Rightsholder

600 Vine St., Suite 2204, OH 45202
(513) 469-2006
Coordinating Producer: Bob Pennell
Producer: Josh Hall

WCPO Channel 9

ABC - 1720 Gilbert Ave., Cincinnati, OH 45202
(513) 852-4072, wcpo.com
Talent/Web: Caleb Noe, Mike Dyer
Producer/Photographer: Philip Lee

WKRC Channel 12

CBS - 1906 Highland Ave., Cincinnati, OH 45219
(513) 763-5455, local12.com
Talent: Gary Miller, Chris Renkel
Producers: Kevin Barnett

WLWT Channel 5

NBC - 1700 Young St., Cincinnati, OH 45210
(513) 412-5088, wlwt.com
Talent: George Vogel, Brandon Saho

WXIX Channel 19

FOX - 635 W. 7th St., Cincinnati, OH 45203
(513) 421-0119, fox19.com
Talent: Joe Danneman, Jeremy Rauch, Betsy Ross
Producer: Ron Millenor

Radio Stations

WLW 700, AM, Rightsholder

8044 Montgomery Road, Cincinnati, OH 45236
(513) 421-6397
Studio, (513) 241-2023 or (800) 729-2023
Lance McAlister, Mo Egger, Bill Dennison,
Dave Armbruster, Ken Broo

WCKY 1530, AM (1530 Homer, All Sports)

8044 Montgomery Road, Cincinnati, OH 45236
(513) 421-6397; Studio, (513) 749-4357
Lance McAlister, Mo Egger

WSAI 1360, AM (FOX Sports Radio, XM 169)

137 E. 4th St., #312, Cincinnati, OH 45202
(513) 621-3388
Andy Furman

WMOH 1450, AM

2081 Fairgrove Ave., Hamilton, OH 45011
(513) 863-1111
Steve Vaughn

WVXU 91.7, FM

1223 Central Parkway, Cincinnati, OH 45214
(513) 352-9170
Maryanne Zeleznik

NATIONAL BASEBALL HALL OF FAME AND MUSEUM



25 Main St., Cooperstown, New York 13326

baseballhalloffame.org

Phone: (607) 547-0215 Fax: (607) 547-2044

E-mail: info@baseballhalloffame.org



DIRECTORY: Jane Forbes Clark (Chairman), Josh Rawitch (President), Jeff Jones (Senior Vice President of Finance and Administration), Sean Gahagan (Vice President, Retail Merchandising & Licensing), Ken Meifert (Vice President, Sponsorship & Development), Erik Strohl (Vice President, Exhibitions and Collections)

PR CONTACTS: Jon Shestakofsky (Vice President, Communications & Education), Craig Muder (Communications Director)

RESEARCH AND LIBRARY CONTACTS: Cassidy Lent (Manager of Reference Services)

2022 HALL OF FAME INDUCTION CEREMONY: SUNDAY, JULY 24, CLARKS SPORTS CENTER CLASS OF 2022: David Ortiz, Jim Kaat, Tony Oliva, Bud Fowler, Gil Hodges, Minnie Miñoso, Buck O'Neill

REDS IN COOPERSTOWN

A total of 44 former players, managers and executives in the Hall of Fame spent all or part of their professional careers with the Cincinnati Reds, including 2016 BBWAA electee Ken Griffey Jr., who played with the Reds from 2000-08. Ten Hall of Famers spent a majority of their careers in a Reds uniform, including Johnny Bench, Barry Larkin, Ernie Lombardi, Bill McKechnie, Bid McPhee, Joe Morgan, Tony Pérez, Eppa Rixey, Frank Robinson and Edd Roush. For a complete list of Cincinnati Reds in the Hall of Fame, visit the Hall of Famers team pages at www.baseballhall.org.

RESEARCH ASSISTANCE

Contact the Public Relations department at (607) 547-0215 or the Library Reference desk at (607) 547-0330.

MAJOR LEAGUE BASEBALL RULES OF INTEREST

Calculating the “Magic Number”: Determine the number of games to be played by the team in the lead. Add one to that number. Subtract from that figure the number of games ahead in the loss column from the closest opponent.

Determining Earned Run Average: Multiply earned runs by nine, then divide total by innings pitched.

Determining Batting Average: Divide total hits by total at-bats.

Determining Slugging Percentage: Divide the total bases of all safe hits by the total number of at-bats.

Determining On-Base Percentage: Divide hits + walks + hit-by-pitch, by at-bats + walks + hit-by-pitch + sacrifice flies.

Determining Fielding Percentage: Divide the total number of putouts and assists by the total of putouts, assists and errors.

The Winning Pitcher: The starting pitcher will be credited with the win only if the pitcher has pitched at least five complete innings and his team not only is in the lead when he is replaced, but remains in the lead the remainder of the game. EXCEPTION: The “must-pitch-five-complete-innings” rule in respect to the starting pitcher shall be in effect for all games of six or more innings. In a five-inning game, credit the starting pitcher with a game won only if he has pitched at least four complete innings and his team not only is in the lead when he is replaced, but remains in the lead the remainder of the game. When the starting pitcher does not meet the preceding criteria and more than one relief pitcher is used, the victory shall be awarded on the following basis:

- (1) When, during the tenure of the starting pitcher, the winning team assumes the lead and maintains it to the finish of the game, credit the victory to the relief pitcher judged by the official scorer to have been the most effective.
- (2) Whenever the score is tied, the game becomes a new contest insofar as the winning and losing pitcher is concerned.
- (3) Once the opposing team assumes the lead, all pitchers who have pitched up to that point are excluded from being credited with the victory except the current pitcher.

(4) The winning relief pitcher shall be the one who is the pitcher of record when his team assumes the lead and maintains it to the finish of the game. EXCEPTION: Do not credit a victory to a relief pitcher who is ineffective in a brief appearance, when a succeeding relief pitcher pitches effectively in helping his team maintain the lead. In such cases, credit the succeeding relief pitcher with the victory.

Earning a Save: Credit a pitcher with a save when he meets all of the following conditions;

- (1) He is the pitcher that finished the game won by his team.
- (2) He is not the winning pitcher.
- (3) He qualifies under one of the following conditions:
 - a. He enters the game with a lead of no more than three runs and pitches for at least one inning, or
 - b. He enters the game, regardless of the count, with the potential tying run either on base, at bat, or on deck (that is, the potential tying run either already on base or is one of the first two batters he faces), or
 - c. He pitches effectively for at least three innings.

Consecutive Game Hitting Streak: A consecutive game hitting streak shall not be terminated if the player's plate appearance(s) results in a base on balls, hit batter, defensive interference or sac bunt. The streak shall terminate if the player has a sac fly and no hit. Hitting streaks do not carry over from season to season.

Consecutive Game Playing Streak: A consecutive game playing streak shall be extended if the player plays one-half inning on defense or if he completes a time at bat by reaching base or being put out. A pinch-running appearance shall not extend the streak. If a player is ejected from the game by an umpire before he can comply with the requirement of this rule, the streak shall continue.

Rain Delays: Pursuant to Rule 3.10(a), the manager of the home team shall be the sole judge as to whether a game shall be started because of unsuitable weather conditions or the unfit condition of the playing field, except for the second game of a doubleheader. Pursuant to Rule 3.10(c), the umpire in chief shall be the sole judge as to whether and when a game shall be suspended and as to whether and when play will be resumed. An umpire shall not call a game until at least 30 minutes after he has suspended play. He may continue the suspension as long as he believes there is any chance to resume play.

National League Curfew: There is no curfew in the National League. The game is in the hands of the umpires once it has started.

Major League Year: 172 days of service time constitutes a full year in the Major Leagues.

Rookie Status at the Major League Level: To be considered a rookie, a player must not have more than 130 at-bats, or 50 innings-pitched in the Major Leagues during a previous season or seasons, nor more than 45 days on a Major League roster during the Major League 25-player limit (excluding time in the military).

MAJOR LEAGUE BASEBALL FRONT OFFICE

1271 Avenue of the Americas, New York, NY 10020
(212) 931-7800 . mlb.com

Senior Staff

- Robert D. Manfred Jr. Commissioner
- Dan Halem Deputy Commissioner, Baseball Adm. & CLO
- Patrick Courtney Chief Communications Officer
- Michele Meyer-Shipp Chief People & Culture Officer
- Tony Reagins Chief Baseball Development Officer
- Bob Starkey Chief Financial Officer & Senior Advisor
- Chris Marinak Chief Operations & Strategy Officer
- Noah Garden Chief Revenue Officer
- Lara Pitaro Wisch EVP & General Counsel

Communications

- Patrick Courtney Chief Communications Officer
- Matt Bourne SVP, Corporate Communications
- Michael Teevan VP, Communications
- John Blundell VP, Communications
- Steven Arocho Sr. Director, Commun. & Youth Engagement
- Ileana Peña Donovan ... Sr. Director, Business Communications
- Donald Muller Director, Communications
- David Hochman ... Senior Manager, Business Communications
- Lydia P. Devlin Manager, Communications
- Yolayna Alvarez Senior Coordinator, Communications
- Kerline Batista Senior Coordinator, Business Communications
- Paul Koehler Senior Coordinator, Communications/Scheduling
- Troy Watson Coordinator, Business Communications
- Ginger Dillon Executive Assistant
- John Thorn Official Baseball Historian
- Jessica Carroll Senior Director, MLB Photos
- Lou Barricelli Director, Media Relations for MLB Network
- Amanda Rodriguez Coordinator, Media Relations for MLB Network

SPRING TRAINING INFORMATION



MEDIA CREDENTIALS

Please contact Rob Butcher at rbutcher@reds.com. Please submit daily credential requests at least 24 hours in advance.

IMPORTANT PHONE NUMBERS

- Player Development Complex(623) 932-6590
- Media Relations Office(623) 932-6821
- Goodyear Ballpark Office(623) 882-3120
- Ballpark Ticket Office(623) 882-3130

REDS PLAYER DEVELOPMENT COMPLEX

3125 S. Wood Blvd.
Goodyear, AZ 85338

GOODYEAR BALLPARK

1933 S. Ballpark Way
Goodyear, AZ 85338

- Capacity..... 10,311
- Dimensions
- Left Field Line..... 345
- Left Field Gap..... 380
- Center Field..... 410
- Right Field Gap..... 380
- Right Field Line..... 345

DIRECTIONS TO GOODYEAR BALLPARK

From I-10: Exit 126, Estrella Parkway and proceed south. Goodyear Ballpark will be on the left. To get to the Player Development Complex, continue south past the ballpark to South Wood Boulevard. Turn left, the Reds' complex will be the first complex on the right.

CINCINNATI REDS' SPRING TRAINING SITES

1891.....Hot Springs, AR	1905.....Jacksonville, FL	1920.....Miami, FL
1892-94.....Cincinnati, OH	1906.....San Antonio, TX	1921.....Cisco, TX
1895.....Mobile, AL	1907.....Marlin, TX	1922.....Mineral Wells, TX
1896-97.....New Orleans, LA	1908.....St. Augustine, FL	1923-30.....Orlando, FL
1898.....Fort Worth, TX	1909.....Atlanta, GA	1931-42.....Tampa, FL
1899.....Columbus, GA	1910-11.....Hot Springs, AR	1943-45.....Bloomington, IN
1900.....New Orleans, LA	1912.....Columbus, GA	1946-87.....Tampa, FL
1901-02.....Cincinnati, OH	1913.....Mobile, AL	1988-97.....Plant City, FL
1903.....Augusta, GA	1914-15.....Alexandria, LA	1998-2009.....Sarasota, FL
1904.....Dallas, TX	1916-17.....Shreveport, LA	2010-Present.....Goodyear, AZ
	1919.....Waxahachie, TX	

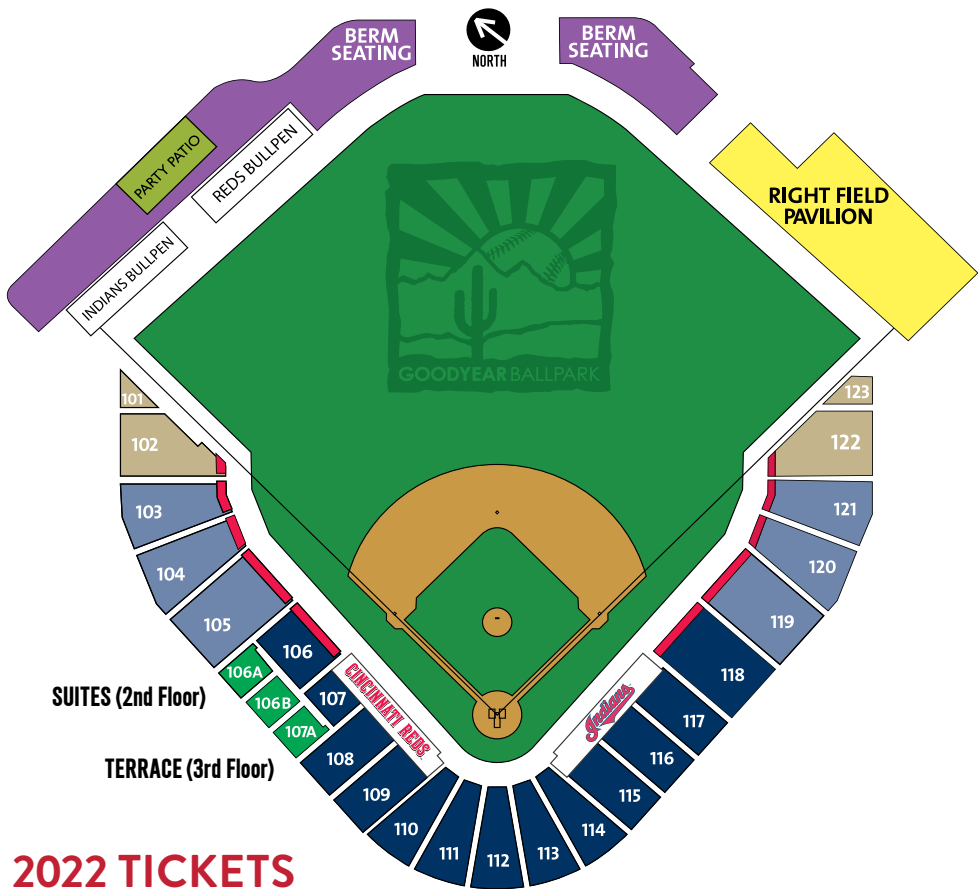
	SUN	MON	TUE	WED	THU	FRI	SAT
	13	14	15	16	17	18 CLE	19 OAK
	20 SF	21 CHC	22 LAD	23 MIL	24 KC	25	26 SF
	27 COL	28 CHC	29 TEX	30 OAK	31 CWS	1 LAA	2 SD
	3 ARI	4 KC	5 SEA	6	7	8	9

SCHEDULE SUBJECT TO CHANGE. TIMES ARE MST.


HOME AWAY

All times are Mountain Standard Time (MST), 2-hour time difference through March 12. Daylight savings time begins March 13 (3-hour time difference). Schedule subject to change.

reds.com / SPRING



2022 TICKETS

	Terrace**	\$41
	Party Patio**	\$25
	Right Field Pavilion**	\$36
	Club Seating	\$31
	Premium Field Box	\$31
	Infield Box	\$27
	Outfield Box***	\$22
	Outfield Reserved***	\$14
	Berm Seating***	\$8
	Suites**	\$800

Add \$2 for day of game ticket purchase

** Food and non-alcoholic beverages included

Available for groups only

*** Half-price child tickets available in same section





BASEBALL IN GOODYEAR

In 2010 the Reds moved their spring training and player development operations to the west Phoenix, Arizona suburb of Goodyear.

The club made the move from Sarasota, Florida, where it had trained since 1998.

In addition to the spring training and player development operations, Goodyear serves as the summer home for the Reds' rookie Arizona League affiliate.

Spring training games are played at nearby Goodyear Ballpark, a facility the Reds share with the Cleveland Guardians.

On July 14, 2008 the Reds and the City of Goodyear finalized the terms on a binding use agreement that paved the way for the team to move its spring training facilities there in 2010. The team and city broke ground on November 17, 2008.

The agreement includes a 20-year lease that began in 2010 and two 5-year team options.

The Reds' Player Development Complex on South Wood Boulevard includes a 44,000-square foot clubhouse, 6 full practice fields, 2 half fields and an agility field.

The main ballpark seats more than 10,300 fans, including 500 premium box seats, 8,000 fixed seats and space for 2,000 spectators on a grassy berm in the outfield.

The original plans called for the stadium to be the centerpiece of Ballpark Village, a mixed-use development featuring offices, shops, restaurants, housing, hotels and a conference center.

The Guardians' instructional league team moved to Goodyear in September 2008, while their first Major League spring training camp was held in the new shared facility in February 2009.

Beginning in Spring 2010, 15 Major League Baseball clubs train in Arizona and 15 train in Florida.

REDS' SPRING TRAINING RECORDS

<u>Year</u>	<u>Record</u>	<u>G</u>	<u>ERA</u>	<u>BA</u>
2021	7-19-2	28	6.03	.261
2020*	7-8-4	19	4.82	.254
2019	8-19-5	32	5.30	.258
2018	10-19-2	31	5.77	.257
2017	16-19-1	36	6.13	.286
2016	16-16-1	33	5.84	.286
2015	15-14-3	32	3.61	.268
2014	14-17-0	31	4.82	.269
2013	13-20-2	35	5.50	.271
2012	15-17-1	33	5.19	.274
2011	17-14-1	32	5.67	.297
2010	12-16-3	31	4.94	.259
Goodyear	150-198-25	373	5.32	.266
2009	13-20	33	4.30	.241
2008	17-15-1	33	5.49	.283
2007	18-12	31	3.96	.279
2006	22-11	33	4.61	.279
2005	17-15	32	5.01	.264
2004	18-16-1	35	4.16	.258
2003	13-18-2	33	4.57	.262
2002	9-22-1	32	4.74	.239
2001	14-14-1	29	4.48	.267
2000	16-17	33	4.94	.285
1999	15-16	31	4.52	.288
1998	13-18	31	3.88	.250
Sarasota	185-194-7	386	4.56	.267
1997	17-15	32	4.39	.301
1996	11-18	30	4.83	.242
1995	7-5	12	5.55	.305
1994	12-19-1	31	5.26	.283
1993	18-9-2	29	4.28	.290
1992	22-9-1	32	3.12	.283
1991	13-17-1	31	4.83	.271
1990	9-7	16	4.63	.281
1989	16-14-2	32	3.49	.275
1988	16-12-2	30	3.65	.262
1987	16-19-1	26	4.59	.289
1986	16-13	29	4.97	.295
1985	14-12	26	4.15	.267
1984	11-14	25	3.62	.241
1983	9-14-1	24	3.98	.261
1982	14-12	26	3.22	.256
1981	12-13	25	4.44	.282
1980	9-13	22	4.12	.273
1979	10-14	24	3.61	.255
1978	14-11	25	4.32	.275
1977	11-15	26	4.77	.272
1976	7-7	14	3.90	.274
1975	18-11	29	3.85	.305
1974	NA			
1973	17-9	26	3.14	.266
1972	9-11-1	21	2.70	.240
1971	15-15	30	4.44	.283
1970	14-13-1	28	4.95	.269

* COVID-19 pandemic, includes only games in Arizona

MAJOR LEAGUE BASEBALL MEDIA RELATIONS DIRECTORY

American League

Baltimore

Katie Krause, Kailey Adams,
Jackie Harig, Liam Davis, Tessa Sayers

Boston

Abby Murphy, Justin Long,
Kyle Montemagno

Chicago

Scott Reifert, Bob Beghtol, Sheena Quinn,
Ray Garcia, Billy Russo, Joe Roti

Cleveland

Bart Swain, Court Berry-Tripp,
Austin Controulis, Jared Tennant, Carter Martin

Detroit

Ron Colangelo, Ben Fidelman, Carlos Guillén,
Chad Crunk

Houston

Anita Sehgal, Gene Dias,
Steve Grande, Shaq Sullivan

Kansas City

Sam Mellinger, Nick Kappel,
Ian Kraft, Logan Jones

Los Angeles of Anaheim

Adam Chodzko, Matt Birch,
Grace McNamee

Minnesota

Dustin Morse, Mitch Hestad, Matt Hodson,
Elvis Martinez, Nina Zimmerman

New York

Jason Zillo, Michael Margolis, Kaitlyn Brennan,
Jon Butensky, Dan Laverde

Oakland

Mark Ling, Erica George, Mike Selleck,
Olivia Hummer, Greg Korn

Seattle

Tim Hevly, Rebecca Hale, Kelly Munro,
Adam Gresch, Alex Mayer

Tampa Bay

Craig Vanderkam, Karly Fisher,
Alex Kryah, Ben Yarrington

Texas

Rich Rice, Matt Mallian,
Tyler Strachan

Toronto

Jessica Beard, Richard Griffin, Adam Felton,
Madeliene Davidson, Rodney Hiemstra

National League

Arizona

Casey Wilcox, Pat O'Connell,
Shane Philipps, Alex Arpiza

Atlanta

Beth Marshall, Jonathan Kerber, Jared Burleyson,
Mitch George, Franco Garcia

Chicago

Jason Carr, Joanna Schimmel,
Will Nadal

Cincinnati

Rob Butcher, Larry Herms, Jamie Ramsey

Colorado

Alyssa Bruno, Cory Little, Shelby Cravens,
Robert Livingston, Kevin Collins

Los Angeles

Joe Jareck, Juan Dorado, Ally Salvage

Miami

Jason Latimer, Jon Erik Alvarez,
Luis Dorante, Daniel Kurish

Milwaukee

Tyler Barnes, Michael Vassallo,
Andrew Gruman

New York

Harold Kaufman, Ethan Wilson, Zach Weber,
Álan Suriel, Zack Becker, Josh Lederman

Philadelphia

Kevin Gregg, Chris Ware, Kenny Ayres,
Jim Hogan, Diego Etedgui

Pittsburgh

Dan Hart, Brian Warecki

St. Louis

Brian Bartow, Michael Whitty, Chris Tunno,
Carson Shipley

San Diego

Danny Sanchez, Darren Feeney, J.P. Nolan

San Francisco

Matt Chisholm, Maria Jacinto, Erwin Higueros,
Megan Brown, Mike Passanisi, Mariana DePaula

Washington

Jennifer Giglio, Kyle Brostowitz, Christopher
Browne, Melissa Strozza, Devon Bridges

BALLPARK SEATING



- **Infield Box**
sections 113-121, 127-133
- **Field Box**
sections 107-112, 134-139
- **Terrace Line**
sections 107-110, 136-139
- **Sun Deck/Moon Deck**
sections 140-146
- **Terrace Outfield**
sections 101-106
- **View Level Box**
sections 420-437
- **Mezzanine**
sections 415-419
- **Outer Mezzanine**
sections 411-414
- **Fioptics District**
sections 408-410
- **Bleachers**
sections 401-406

- **View Level**
sections 510-537
 - **Upper View Level**
sections 510-537
 - **Value View**
section 509
- PREMIUM SEATING**
- **Diamond Seats***
sections 1-5
 - **Club Home****
sections 220-228
 - **Club Seating****
sections 301-307
 - **Scout Box*****
sections 22-25
 - **Scout*****
sections 122-126
 - **Dugout Box*****
sections 114-119, 127-132 (First 5 Rows)



*Includes access to Lexus Diamond Club
 **Includes access to Bally Sports Club
 ***Includes access to Scouts Club presented by Belterra Park

2024 BALLPARK GUEST GUIDE

For complete information to assist Guests with their visit to Great American Ball Park, visit reds.com/guestguide.



LIVE LOOK-INS AND ANALYSIS ON MLB TONIGHT™

LIVE GAMES EVERY WEEK



GO TO FINDMLBNETWORK.COM FOR CHANNEL NUMBER

© 2022 MLB. Major League Baseball trademarks and copyrights are used with permission of Major League Baseball. Visit MLB.com. Any other marks used herein are trademarks of their respective owners.

Reds 2022 SCHEDULE

reds.com™

- HOME
- AWAY
- GAME IN DYERSVILLE, IA

Schedule is subject to change. All times are ET.
For 2022 promotional schedule, visit reds.com/Promo

APRIL 2022	SUN	MON	TUE	WED	THU	FRI	SAT
						1	2
	3	4	5	6	7 8:08 ATL	8 7:20 ATL	9 7:37 ATL
	10 1:35 ATL	11	12 4:10 CLE	13 12:35 CLE	14 10:10 LAD	15 10:10 LAD	16 10:10 LAD
	17 4:10 LAD	18 9:40 SD	19 9:40 SD	20 4:10 SD	21	22 6:40 STL	23 4:10 STL
	24 1:40 STL	25	26 6:40 SD	27 6:40 SD	28 12:35 SD	29 8:40 COL	30 8:10 COL

JULY 2022	SUN	MON	TUE	WED	THU	FRI	SAT
						1 6:40 ATL	2 4:10 ATL
	3 1:40 ATL	4 6:40 NYM	5 6:40 NYM	6 6:40 NYM	7 6:40 PIT	8 6:40 TB	9 4:10 TB
	10 1:40 TB	11	12 7:05 NYY	13 7:05 NYY	14 7:05 NYY	15 8:15 STL	16 2:15 STL
	17 2:15 STL	18	19	20	21	22 6:40 STL	23 6:40 STL
1:40 STL	24 1:40 BAL	25 6:40 MIA	26 6:40 MIA	27 6:40 MIA	28 12:35 MIA	29 6:40 BAL	30 6:40 BAL

MAY 2022	SUN	MON	TUE	WED	THU	FRI	SAT
	1 3:10 COL	2	3 7:40 MIL	4 7:40 MIL	5 1:40 MIL	6 12:35 PIT 6:40 PIT	7
	8 1:40 PIT	9 6:40 MIL	10 6:40 MIL	11 12:35 MIL	12 6:35 PIT	13 6:35 PIT	14 6:35 PIT
	15 1:35 PIT	16	17 6:10 CLE	18 6:10 CLE	19	20 7:07 TOR	21 3:07 TOR
	22 1:37 TOR	23 6:40 CHC	24 6:40 CHC	25 6:40 CHC	26 12:35 CHC	27 6:40 SF	28 4:10 SF
	29 11:35 SF	30	31 7:10 BOS				

AUGUST 2022	SUN	MON	TUE	WED	THU	FRI	SAT
		1 6:40 MIA	2 6:40 MIA	3 6:40 MIA	4	5 8:10 MIL	6 7:15 MIL
	7 2:10 MIL	8 7:10 NYM	9 7:10 NYM	10 1:10 NYM	11 7:15 CHC	12	13 6:40 CHC
	14 1:40 CHC	15 6:40 PHI	16 6:40 PHI	17 12:35 PHI	18	19 7:05 PIT	20 7:05 PIT
	21 1:35 PIT	22 7:05 PHI	23 7:05 PHI	24 7:05 PHI	25 7:05 PHI	26 7:05 WSH	27 7:05 WSH
	28 1:35 WSH	29 6:40 STL	30 6:40 STL	31 6:40 STL			

JUNE 2022	SUN	MON	TUE	WED	THU	FRI	SAT
				1 7:10 BOS	2 6:40 WSH	3 6:40 WSH	4 4:10 WSH
	5 1:40 WSH	6 6:40 ARI	7 6:40 ARI	8 6:40 ARI	9 12:35 ARI	10 8:15 STL	11 2:15 STL
	12 2:15 STL	13 9:40 ARI	14 9:40 ARI	15 3:40 ARI	16	17 6:40 MIL	18 4:10 MIL
	19 1:40 MIL	20	21 6:40 LAD	22 6:40 LAD	23 12:35 LAD	24 10:15 SF	25 7:15 SF
	26 4:05 SF	27	28 8:05 CHC	29 8:05 CHC	30 8:05 CHC		

SEPT./OCT. 2022	SUN	MON	TUE	WED	THU	FRI	SAT
					1	2 6:40 COL	3 6:40 COL
	4 1:40 COL	5	6 7:40 CHC	7 7:40 CHC	8 2:20 CHC	9 8:10 MIL	10 7:15 MIL
	11 2:10 MIL	12 6:40 PIT	13 12:35 PIT 6:40 PIT	14 12:35 PIT	15 7:45 STL	16 8:15 STL	17 7:15 STL
	18 2:15 STL	19	20 6:40 BOS	21 6:40 BOS	22 6:40 MIL	23 6:40 MIL	24 6:40 MIL
1:40 MIL	25 6:40 CHC	26 6:35 PIT	27 6:35 PIT	28	29	30 2:20 CHC	1 2:20 CHC



at FIELD of DREAMS

PRESENTED BY GEICO

AUGUST 11TH 2022

COVERAGE LIVE ON FOX