

2022 LOS ANGELES DODGERS Media Guide



JAIME JARRÍN
HONOR CEREMONY
SEPTEMBER 21, 2018

Jaime Jarrín

La Voz de los Dodgers
en español desde 1959



Los Angeles Dodgers.



Dodger Stadium | 1000 Vin Scully Ave. | Los Angeles, CA 90012

www.Dodgers.com | [Twitter.com/Dodgers](https://twitter.com/Dodgers) | [Facebook.com/Dodgers](https://facebook.com/Dodgers) | [Instagram.com/Dodgers](https://instagram.com/Dodgers) | [Snapchat: DodgersMLB](https://snapchat.com/DodgersMLB)

GENERAL CLUB INFORMATION

Home: Dodger Stadium (56,000)
Date Opened: April 10, 1962
Franchise Founded: Brooklyn, 1890

CONTACT INFORMATION

Fan Services: (323) 224-1507
Media Relations: (323) 224-1301
FAX: (323) 224-1459
Tickets: (866) DODGERS, www.dodgers.com
Administration: (323) 224-1500
Stadium Tours: (323) 224-1507
Merchandise: (323) 224-1334
Major League Baseball PR: (212) 931-7878

MINOR LEAGUE AFFILIATES

Triple-A Oklahoma City Dodgers (Pacific Coast League)
Double-A Tulsa Drillers (Texas League)
Advanced- A Great Lakes Loons (Midwest League)
Single -A Rancho Cucamonga Quakes (California League)
Rookie-level AZL Dodgers (Arizona)
Rookie-level DSL Dodgers (Dominican Summer)

MEDIA PARTNERS

Television: Spectrum SportsNet LA
Radio: AM 570 LA SPORTS (English)
Univision/KTNQ 1020 AM (Spanish)



WORLD CHAMPIONS (7)

1955 1959 1963 1965 1981 1988 2020

NATIONAL LEAGUE CHAMPIONS (24)

1890 1899 1900 1916 1920 1941 1947 1949 1952 1953 1955 1956
1959 1963 1965 1966 1974 1977 1978 1981 1988 2017 2018 2020

NL WEST CHAMPIONS (19)

1974 1977 1978 1981 1983 1985 1988 1995 2004 2008 2009
2013 2014 2015 2016 2017 2018 2019 2020

NL WILD CARD (3)

1996 2006 2021

Los Angeles Dodgers.

Executives

Executive Biographies	4-21
-----------------------------	------

Coaches

Coaching Staff	24-28
Medical, Training & Clubhouse Staff	28-30

Players

40-Man Roster	33-190
Non-Roster Invitees	192-268

Opponents

2021 Opponents	271-279
Dodger Record vs. Each Franchise	279
Last Trade With Each Club	279

Dodger Stadium

History	282-284
Firsts	285
Rainouts	286
Sellouts/Attendance	286-287
Campo Las Palmas	287
Camelback Ranch	288
Vero Beach	288
Spring Training Sites/Records	288

Player Development

Minor League Coaching Staffs	291
Past Champions	292
Record Book, Minor League	292
Minor League Player/Pitcher of the Year	293
All-Time First-Round Draft Picks	293
2021 First-Year Player Draft	294
Player Listing	295-298
Player Development	299
Scouting Assignments	300

History & Records

Year-by-Year Record+	203
Individual Single-Season Records	2304-305
Rookie Records	305-306
Club Single-Season Records	307-308
Club Consecutive Records	307-308
Single-Game Records	308-309
Career & Single-Season Fielding Records	309
Top 10 Batting & Pitching Career	309-312
Top 10 Batting & Pitching Season	313-316

Win/Loss Breakdown	317
Team Totals 1958-2021	318
Yearly Batting & Pitching Leaders 1958-2021	319-323
Games Leaders by Position	324
Home Run Records	324-328
Hit Leaders	329
Streaks, Winning & Losing	329
LA Dodger Firsts	329
Scoreless Innings Streaks	330
No-Hitters, One-Hitters, Two-Hitters	331-332
Longest Games	333
Starts, Best & Worst in Club History	334
Openers, Los Angeles	335
Opening Day Lineups	336-337
Postseason Play	338-340
Award-Winning Dodgers, Gold Gloves, Silver Sluggers	341
Longest Service to Dodgers	341
Single-Season League Leaders	342-343
All-Star Selections	344
Sporting News Awards	345
Major League Baseball Awards	346
All-Time Dodger Roster	347-352
Numerical Listing, All-Time Dodgers	353-358
Trades, All-Time	358-365
This Date in Dodger History	366-372
Dodger Hall of Famers	373
Retired Numbers	374-378
International Relations	378-379
Hall of Fame	379
Last Time It Happened	381

Community

Community Relations	384-385
In the Community	386

LADF

Youth Programs	388
Grantmaking and Fundraising	388-390

Media Information

Public Relations Staff	392
Media Policies	392-393
Broadcaster Bios	394-400
All-Time Broadcasters	401
Media Partners	401
Dodger Radio Network	401
Dodger Stadium Diagram	402
2022 Schedule	403

The Dodger Family Remembers...

Joe Beckwith
Don Demeter
Solly Drake
Mudcat Grant
Willard Hunter
Jo Lasorda
Tommy Lasorda

Julio Lugo
Mike Marshall
Ocalis Perez
Sandra Scully
Norm Sherry
Jack Smith
Bill Sudakis

Don Sutton
Wayne Terwilliger
Tim Thompson
Stan Williams

The 2022 Dodger Guide was published by the Los Angeles Dodgers, Inc., 1000 Vin Scully Ave., Los Angeles, CA 90012.

Copyright © 2021 by the Los Angeles Dodgers, Inc. All rights reserved. Permission to reprint or reproduce any of the enclosed material must be granted in writing by the Los Angeles Dodgers.

The 2021 Dodger Guide was written and compiled by the Dodgers' Communications Department. It is based on information available through Feb. 15, 2021.

Written/Edited/Produced By: Juan Dorado, Ally Salvage, Joe Jareck, Steve Brener, Rowan Kavner, Cary Osborne and Mark Langill. Special Thanks: Erin Edwards, Elen Harrigan, Ross Yoshida, Antonio Gandara Rivera, Ally Salvage, Matt McGrath, Major League Baseball and Elias Sports Bureau. Editors Emeritus: Josh Rawitch, John Olguin, Derrick Hall, Jay Lucas, Mike Williams, Fred Claire, Red Patterson. Website Sources: statspass.com, mlb.com, baseball-reference.com, retrosheet.org. Photography: Jon Soo-hoo Photography - Sue Jo, Juan Ocampo and Jill Weisleder. Major League Baseball Photos. Design/Layout: Ross Yoshida and Juan Dorado.



Mark R. Walter

Owner & Chairman

Mark Walter is the chairman and controlling owner of the Los Angeles Dodgers, and an investor, conservationist and social-justice advocate. He also leads the Los Angeles Dodgers Foundation.

Walter and his wife, Kimbra, invest the vast majority of their wealth in philanthropic causes, primarily those focused on social justice; closing the “opportunity gap” for low-income youth; and saving endangered species and preserving wild places.

Their sponsored education programs include: Chicago Beyond, OneGoal, and the Academy Group.

The Walters also own White Oak Conservation, a 17,000-acre animal refuge in Florida, and wildlife preserves in Africa, where they are funding global efforts to protect endangered species from poachers and habitat loss.

Walter is a trustee of the Solomon R. Guggenheim Foundation, Northwestern University, and the Field Museum of Natural History.

He leads businesses in areas that include sports, media and entertainment, financial services, insurance, franchises, energy, infrastructure, and real estate.





Stan Kasten

President & CEO

For four decades, Stan Kasten has been a highly respected sports figure and developed a reputation for creating winning franchises, relying on three pillars – scouting and player development, enhancing the fan experience and community outreach – to establish franchises built for long-term success on and off the field.

That track record has continued during his tenure with the Dodgers, where the club has had an unprecedented run of success. On the field, Los Angeles has clinched eight consecutive NL West division titles, won three of the past four National League pennants and was crowned as 2020 World Series champions. Since Kasten

became the Dodgers' President and CEO, the team has topped the Majors in attendance each full season under his leadership while continuously making improvements to Dodger Stadium to keep the league's third-oldest stadium among the best facilities in baseball. The Dodgers were also named ESPN's 2020 Sports Humanitarian Team of the Year for the work and community impact of the Los Angeles Dodgers Foundation. These achievements led Major League Baseball to award the Dodgers the 2022 All-Star Game (rescheduled from 2020), bringing the league's jewel event back to Los Angeles for the first time since 1980.

Kasten has been a member of numerous MLB, NBA and NHL ownership committees during his professional career and is also a former trustee of the Naismith Basketball Hall of Fame. In 1999, Kasten became the first sports figure to hold the title of president of three different teams in three different major sports simultaneously, doing so with MLB's Atlanta Braves, the NBA's Atlanta Hawks and the NHL's Atlanta Thrashers.

In 1979, at age 27, Kasten became the youngest general manager in NBA history with the Hawks, a position he held until 1990. Kasten became the Hawks' president in 1986. During his lengthy tenure in the Hawks' front office, Kasten built the Hawks into a perennial contender, including four consecutive 50-win seasons from 1986-89 and a stretch of seven consecutive playoff appearances in the 1990's, and became the first - and only - NBA executive to win back-to-back Executive of the Year awards in 1986-87.

Kasten also became president of the Braves in 1986. From 1987-2003, the Braves won more games than any other team in MLB and won 14 consecutive division titles (1991-2005), five National League pennants and the 1995 World Series.

In 1999, when the NHL awarded Atlanta an expansion team, Kasten added the title of president of the Thrashers, as well as chairman of the newly constructed Phillips Arena (now State Farm Arena). Kasten held all three positions until 2003, when he stepped down.

Prior to joining the Dodgers, Kasten was president of the Washington Nationals from 2006-10, where he worked to re-energize a dormant baseball fan base and simultaneously established a crown jewel franchise in Washington, D.C.

Kasten, the Los Angeles Sports Council's 2013 Executive of the Year, is Emeritus Director of the Sports Lawyer Association and serves on the LA84 Foundation Board of Directors as well as the Rose Bowl Institute Advisory Board.

A native of Lakewood, N.J., Kasten is a graduate of New York University and Columbia University Law School. Kasten and his wife, Helen, have four children: Alana, Corey, Sherry and Jay.





Andrew Friedman

President, Baseball Operations

As the Dodgers' President of Baseball Operations, Andrew Friedman has instilled a winning culture that has resulted in a playoff berth in each of his seven seasons (including six straight NL West title from 2015-2020) three National League pennants and the 2020 World Championship. Under Friedman's leadership since 2015, the Dodgers lead MLB with a .614 winning percentage (634-399), including a franchise record 106 wins in both 2021 and 2019 as well as a club-best .717 winning percentage during the shortened 2020 season (43-17).

Entering his eighth season with the club after being named to the post on October 14, 2014, Friedman has overseen the development of one of baseball's top-ranked farm systems, positioning the organization for the long-term success, and also reorganized and built out the team's front office. Friedman was named Major League Baseball's 2020 Executive of the Year and the Dodgers have twice (2017, '20) been recognized by Baseball America as its Organization of the Year, honoring the team for its success from top to bottom.

Friedman previously served as Executive Vice President of Baseball Operations of the Tampa Bay Rays where, despite overseeing one of the league's lowest payrolls, he led the Rays to four postseason appearances, including two division titles (2008, 2010), in nine seasons from 2006-14. During Friedman's time in Tampa Bay, the Rays posted the franchise's first winning season and won the American League pennant in 2008, when he was named Sporting News' Executive of the Year. After finishing below .500 in each of their first 10 years of existence, the Rays finished above the .500 mark in six consecutive seasons under Friedman from 2008-13. Friedman joined the Rays in 2004 and spent two years serving as director of baseball development.

Prior to his career in baseball, Friedman was an analyst for two years with New York City-based investment firm Bear, Stearns & Co., Inc., and spent three years as an associate for the private equity firm MidMark Capital.

Friedman received a baseball scholarship to Tulane University, where he played outfield for the Green Wave and graduated with a bachelor of science in management with a concentration in finance.

Friedman and his wife, Robin, have two sons, Ethan and Zachary, and a daughter, Sadie.

Los Angeles GM/Pres. Of BB OPS

GM/Pres. of BB OPS	Years
E.J. "Buzzie" Bavasi	1958-68
Fresco Thompson	1968
Al Campanis	1968-1987
Fred Claire	1987-98
Tommy Lasorda (Interim)	1998
Kevin Malone	1998-2001
Dave Wallace (Interim)	2001
Dan Evans	2001-2004
Paul DePodesta	2004-2005
Ned Colletti	2005-2014
Andrew Friedman	2014-



Bob Wolfe

Executive Vice President & Chief Operating Officer

Long-time baseball executive Bob Wolfe enters his 11th year with the Dodgers and fourth season as the club's Chief Operating Officer after joining the club as executive vice president in 2012. In his role, Wolfe is responsible for carrying out the club's day-to-day administrative operations and advising and executing on organization-wide operating strategies. He also serves as the team's liaison to MLB on a variety of matters - including scheduling and planning for 2022 All-Star Week - and is board member of the Los Angeles Dodger Foundation.

In Los Angeles, Wolfe rejoined Dodger President and CEO Stan Kasten with whom he teamed with at the Atlanta Braves and Washington Nationals, where he served as executive vice president from 2006-11. Prior to that, he worked in various capacities with the Braves and NBA's Atlanta Hawks for more than 20 years, including serving as Braves' senior vice president of administration from 1992-2003. After working in the Braves' accounting department from 1980-84, Wolfe accepted a position as Hawks business manager in 1985 and was promoted to the role of vice president in 1988.

Wolfe and his wife, Kelly Koelker, and their daughter, Ellery, live in Pasadena.



Brandon Gomes

Executive Vice President & General Manager

Brandon Gomes enters his sixth season with the Dodger organization and first as Executive Vice President and General Manager, after being appointed to the post on Jan. 18, 2022. Gomes, 37, becomes the 12th General Manager in Los Angeles Dodgers history. He originally joined the Dodgers prior to the 2017 season as the organization's Pitching Performance Coordinator before serving as the club's Director of Player Development in 2018 and its Vice President and Assistant General Manager from 2019-21.

In his new role, Gomes will focus on the Major League club and work closely with Friedman, as he has the last four years since being promoted to Director, Player Development in December 2017.

Gomes enjoyed a five-year Major League career, all spent with the Tampa Bay Rays (2011-15), going 11-12 while posting one save and a 4.20 ERA in 173 games, all out of the bullpen. He was originally selected by the Padres in the 17th round of the 2007 First-Year Player draft out of Tulane University, where he double majored in finance and legal studies.

A native of Fall River, Massachusetts, Gomes was a two-time All-State selection, the 2002 Massachusetts Gatorade High School Player of the Year and a member of the National Honor Society at Durfee High School. He and his wife, Blair, live in Los Angeles with their two children.



Lon Rosen

Executive Vice President & Chief Marketing Officer

Entering his 11th season, Lon Rosen has overseen the revitalization of the Dodger brand through landmark partnerships, global fan development and an aggressive digital growth strategy. One of the foremost executives in the sports and entertainment industry, Rosen has directed the Dodger organization's revenue generating departments as their executive vice president and chief marketing officer since 2012.

Leading a historic brand in a tradition-bound sport, Rosen has constantly driven innovation in the club's marketing and content creation, seeking to connect with a new generation of fans and further develop a passionate worldwide following for the Dodgers and their players. These efforts have generated league-leading attendance at Dodger Stadium each year since 2013, ratings increases in all forms of media and exponential growth of the team's digital footprint.

With more than 25 years of experience in the field, Rosen was instrumental in assisting Magic Johnson and the club's owners in their acquisition of the Dodgers. Rosen previously served in the same role for the Dodgers for two years starting in 2004 before rejoining Magic Johnson Enterprises. Rosen focused his efforts for Magic Johnson on business development, television productions, sports consulting and new media ventures, in addition to his representations of broadcasters, coaches, hosts and other entertainment personalities.

Upon graduation from college, Rosen headed to the Forum, where he began his sports career with the NBA's Los Angeles Lakers and the NHL's Los Angeles Kings. He worked his way from an internship to the position of director of promotions for the Lakers, Kings and the Los Angeles Forum's Special Events, where he served seven years (1980-87). From there, he started his own sports marketing company, First Team Marketing, with Earvin "Magic" Johnson as his first client.

Rosen, a University of Southern California graduate, resides in Los Angeles with his wife, Laurie. They have two sons.



Sam Fernandez

Executive Vice President & General Counsel

As Executive Vice President and General Counsel, Sam Fernandez has been responsible for overseeing all of the Dodgers' legal affairs for over 38 years. His duties have included negotiating and drafting contracts with the team's broadcasting partners, concessionaires, sponsors, and players, licensing the team's marks and other intellectual property, leasing the stadium for concerts and films, and supervising all litigation. He has worked on matters ranging from the establishment of the Dodgers' training facility in the Dominican Republic in 1986 to serving on the Board of Directors of Major League Baseball Properties, Inc.

In 2009, Fernandez was awarded the Sports Counsel of the Year Award by the Association of Media and Entertainment Counsel. In 2012, the Daily Journal included Fernandez in the publication's annual selection of the Top 20 General Counsel in California. In 2013, the Los Angeles County Bar Association's Corporate Law Departments Section named Fernandez Outstanding Corporate Counsel of the Year, and the National Law Journal recognized Fernandez as one of America's 50 Outstanding General Counsel in 2014.

Fernandez graduated magna cum laude from UCLA in 1976 with a Bachelor of Arts degree. He received his Juris Doctor in 1980 from the University of California, Hastings College of Law and was inducted into the Order of the Coif.



Janet Marie Smith

Executive Vice President, Planning and Development

During her 10 years in Los Angeles, Janet Marie Smith has overseen the large-scale improvement/expansion projects at Dodger Stadium and Campo Las Palmas (the club's home in the Dominican Republic). From modernizing the stadium to incorporating the club's rich history into the ballpark experience, Smith's fan-friendly touches have helped keep Dodger Stadium - the third-oldest ballpark in baseball - one of the premier venues in all of sports. Her latest project, a brand new Centerfield Plaza serving as Dodger Stadium's first-ever "front door," was an immediate hit with fans last season. Completed in 2020, the Centerfield Improvements also included renovations to the Right and Left Field Pavilions

and a vertical circulation path around the building made up of new escalators, elevators, and bridges. Smith initially joined the club as a senior vice president in 2012 and was promoted to her current role as executive vice president of planning and development in 2020.

Smith is best known in baseball for her work on Oriole Park at Camden Yards, which set the standard for a new wave of ballparks after its opening in 1992. Smith worked for the Orioles from 1989-94 as vice president of planning and development during the design and construction of the park. She later re-joined the club from 2009-12 to direct renovations and expansion of the Orioles' spring training facility in Sarasota, FL, and upgrades to Camden Yards.

From 2002-2009, Smith served as senior vice president of planning and development for the Boston Red Sox, overseeing the preservation and expansion of Fenway Park. Smith was president of Turner Sports and Entertainment Development and vice president of planning and development for the Atlanta Braves from 1994-2000, when she helped transform the 1996 Olympic Stadium into Turner Field and she oversaw the development of the Philips Arena (now State Farm Arena), home to the NBA's Atlanta Hawks.

Outside of baseball, Smith has worked on development projects including Battery Park City in New York, unfulfilled plans for Pershing Square in LA, redevelopment of former industrial buildings on Baltimore's waterfront as well as renovation plans for the Rose Bowl stadium in Pasadena, CA.

Smith holds a bachelor of architecture degree from Mississippi State University and a masters' in urban planning from City College of New York. In 2021, she was inducted into the Mississippi Sports Hall of Fame. A native of Jackson, Miss., Smith resides in Baltimore with her husband, Bart Harvey, and has three children.



Nichol Whiteman

Chief Executive Officer, Los Angeles Dodgers Foundation

Nichol Whiteman enters her ninth season as the leader of the award-winning Los Angeles Dodgers Foundation (LADF), where she serves as the Chief Executive Officer. Under Nichol's leadership, LADF tackles the most pressing problems facing Los Angeles with a mission to improve education, health care, homelessness, and social justice. During her tenure, LADF created and rebranded its signature initiative and is now Dodgers Dreamteam, a program that grew from 2,700 participants in 2014 to 12,000 as of 2022. The Spelman alumna cultivates partnerships resulting in more than \$40 million in community investment in programs and grants, impacting millions

of children.

A product of Nichol's vision, the Dodgers are the proud owner of an ESPY--having been named the 2020 ESPN Sports Humanitarian Team of the Year. She led LADF in receiving the 2020 Beyond Sport Award for Reducing Racial Inequalities and she has been featured in outlets including Forbes Magazine, the New York Times, Sports Illustrated, and the L.A. Times to name a few. Appointed to the State of California's Commission on the Status of Women and Girls, Nichol extends her impact statewide as she advocates for the opportunities that all communities deserve.

She resides in Los Angeles with her husband, Timothy, and two sons, Timothy Jr. and Nicholas.



Erik Braverman

Senior Vice President, Marketing, Communications & Broadcasting

Erik Braverman is in his 14th year with the Dodgers and has had a major impact on the growth of the Dodger brand as it continues to expand beyond the world of baseball. In his role as Senior Vice President, Marketing, Communications and Broadcasting, Braverman manages the Dodgers' local and national broadcast relationships and directs the club's marketing and communications initiatives, helping drive ticket sales and place the club in a position to lead the Majors in attendance each of the last seven years. He also oversees the club's internal productions, creative efforts and the Dodgers' social media, which has set the standard for fan engagement and grown to become one of the most followed teams in baseball across all platforms.

Braverman, an openly gay executive, oversees the Dodgers' PRIDE Business Resource Group and launched the club's first Pride Night in 2013, which has helped foster the team's strong year-round relationship with the LGBTQ community and grown into the most well-attended annual event of its kind in all of sports.

Prior to joining the Dodgers, Braverman served as Vice President of Programming and Operations for ABC Radio stations, KABC, ESPN Radio and Radio Disney from 1996 – 2008. He was at the programming helm of the Disney-owned Los Angeles flagship when ESPN Radio was introduced to Los Angeles in 2000.

Braverman was the Director of Talk and Sports Programming at Westwood One Radio from 1994-1996 where he oversaw a number of nationally syndicated shows. He moved to Los Angeles in 1989 where he worked as Executive Producer at KFI & KOST Radio.

A native of Houston, Texas, Braverman resides in West Hollywood with his husband, Jonathan Cottrell.



Josh Byrnes

Senior Vice President, Baseball Operations

Josh Byrnes enters his seventh season as the Dodgers' Senior Vice President, Baseball Operations, where he supervises the club's scouting and player development. Since his first season in 2015, the Dodgers have posted the best record in baseball, winning six division titles, three National League pennants and the 2020 World Championship.

He previously served as executive vice president/general manager for two of the Dodgers' NL West rivals, the Diamondbacks (Oct. 2005-July 2010) and Padres (Oct. 2011-June 2014). Byrnes began his baseball front office career in 1994 with the Indians,

working as an advance scout in 1995 and 1996 before being promoted to director of scouting in June 1998. In fall 1999, Byrnes became assistant general manager of the Rockies and moved to the Red Sox in the same role for the 2003-05 seasons, helping Boston to the 2004 World Series title.

Originally from Washington, D.C., Byrnes attended Haverford (PA) College, where he established school career records in home runs and RBI. He has two daughters, Avery and Darby.



Joe Crowley

Senior Vice President, Stadium Operations

Joe Crowley enters his fourth season as the Dodgers' Senior Vice President of Stadium Operations after joining the club in 2018.

Previously, Crowley worked at the United States Tennis Association for 10 years as the organization's Senior Director of Stadium Operations, where he oversaw operations at the Billie Jean King National Tennis Center in Flushing, NY before helping with the planning, opening and operations at the USTA's National Campus in Orlando, FL.

Prior to his time at the USTA, Crowley served as Senior Director of Stadium Operations for 10 years at what is now Hard Rock Stadium in Miami, heading operations for the multi-sport facility which hosted the Marlins, Dolphins, University of Miami football and special events. He also worked for 10 years in operations for UPS in his native Massachusetts.

A University of Massachusetts graduate, Crowley and his wife Kelly reside in Pasadena, and have a son, Anthony.



Ralph Esquibel

Senior Vice President, Information Technology

Ralph Esquibel is in his 14th season with the Dodgers as an IT executive and first as the club's Senior Vice President, Information Technology. In this role, Esquibel oversees the organization's efforts in innovation, technology infrastructure, cybersecurity, compliance, end-user support services, and delivering overall organizational technology solutions that align with the Dodgers' mission and business goals.

Prior to joining the Dodgers, Esquibel held various various technology positions within IBM, Toyota Motor Sales, American Honda Motors and Pioneer Electronics.

Esquibel attended California State University, Los Angeles and served in the U.S. Marine Corps Reserves. He and his wife, Nancy, have a daughter, Alyssa and a son, Roman.



Eric Hernandez

Senior Vice President, Finance

Eric Hernandez is in his 13th season with the Dodgers and 2022 Will be his first as Senior Vice President, Finance. Since joining the organization in 2010, Hernandez has held several roles in the finance department, including controller and Vice President, Finance. In his current role, he oversees accounting, finance, payroll, purchasing and financial planning and analysis for the club. Since joining the Dodgers, Hernandez worked on the ownership transition in 2012 as well as having instrumental roles in the financial overview of construction projects at Dodger Stadium and Campo Las Palmas.

Prior to working for the club, Hernandez held various accounting jobs for White, Nelson and Co., Dexter Corporation, Life Technologies, Invitrogen and eBioscience.

Hernandez graduated from Cal State Fullerton with a degree in Business Administration, Accounting and also passed the CPA exam in the state of California. A Southern California native, he and his wife, Remy, live in Rossmoor with the two daughters, Brooklyn and Noelani.



Antonio Morici

Senior Vice President, Ticket and Premium Sales & Service

Antonio Morici is in his fourth season as Senior Vice President, Ticket and Premium Sales and Service and his 20th season overall with the Dodgers. After overseeing the club's Premium Sales and Service Department for 10 years, Morici's role was expanded in 2018 to include all ticketing functions, including premium seating, ticket sales, service and distribution.

The California native first joined the Dodgers in 2002 as part of the ticket sales staff, but briefly left the organization from 2005-2006 to work for Staples Center/AEG. Morici returned to the Dodgers for the 2006 season and assumed a leadership role with the team's premium sales department. He was then elevated in 2009 to oversee all facets of the premium seating business. Under his leadership, the team adopted a tech savvy approach to sales, and helped establish many practices that are now considered industry standards.

Originally from the Bay Area, Morici graduated from the University of Southern California and currently lives in Malibu, CA with his wife Caroline, son Charlie, and daughter Molly.



Corey Norkin

Senior Vice President, Global Partnerships

Corey Norkin is in his fourth season as an executive with the Dodgers' Global Partnership team and first as Senior Vice President, Global Partnerships. In this role, Norkin heads up the clubs' efforts in business development, retention, activation and marketing solutions initiatives. He leads a department that has created dynamic marketing partnerships with well-known global brands, including Bank of America, Anheuser-Bush, Mastercard and Coca-Cola. In addition, Norkin works closely with Dodger broadcast partners iHeart and Univision to maximize radio revenue.

Prior to joining the Dodger front office, Norkin held senior level roles in partnerships and premium seating with SportFive and The Madison Square Garden Company as well as sales positions with the New York Jets and Kansas City Royals.

A New York native, Norkin holds a B.S. Sport Management and Business Administration Minor from Towson University and resides with his family in Redondo Beach.



Galen Carr

Vice President, Player Personnel

Galen Carr enters his eighth season with the Dodger organization and second as Vice President, Player Personnel. Galen joined the Dodgers as Director, Player Personnel in November of 2014 after 15 years in various scouting roles with the Boston Red Sox.

A native of Walpole, NH, Galen graduated from Colby College in Waterville, ME, where he majored in American Studies and played baseball. He currently resides in Los Angeles with his wife, Jennifer, and their two children.



Ismael Cruz

Vice President, International Scouting

Ismael Cruz enters his sixth season as the Dodgers' Vice President of International Scouting.

Prior to his time with Los Angeles, Cruz was the Blue Jays' special assistant of Latin American operations for four years following a successful stint as the Mets' International Scouting Director from 2006-11. During his time with the Mets and Blue Jays, Cruz was instrumental in helping to sign Vladimir Guerrero Jr., Franklin Barreto, Richard Ureña, Miguel Castro, Jose Fernández, Jeurys Familia, Wilmer Flores and Juan Lagares. He began his front office career in 2002 as the Expos' Director of International Scouting and Development, where he served until 2005.

Cruz, an infielder, was selected by the Phillies in the 20th round of the 1989 draft out of Eckerd College (FL) and played professionally for two seasons before returning to school to complete his Bachelor's degree in International Business. He then scouted in Colombia for the Pirates and Reds before becoming a sports agent in 1998. In 2001, he managed the Dominican Summer League Padres to a 39-29 record.

A native of Santo Domingo in the Dominican Republic, Cruz is married to his wife, Peggy, and they have three sons, Brian, Jonathan and Anthony. His father, Pablo Cruz, was a longtime scout for the Pirates and continues to work in baseball for the Blue Jays in Dominican player development, while his sons Brian and Jonathan work in baseball operations for the Angels and Braves, respectively.



David Finley

Vice President, Scouting

David Finley is in his seventh season as the Dodgers' Vice President, Scouting. Prior to joining the Dodgers, he spent 13 seasons in the Red Sox organization and rose up the organizational ranks to become Boston's director, player personnel during his final three seasons with the club. Finley was also a special assistant to the general manager with Boston after joining the organization as its West Coast crosschecker prior to the 2002 season and then spending five years as the Red Sox's national crosschecker from 2005-09. He earned Red Sox Scout of the Year honors in 2007.

He previously worked as an area scout for the Padres (1991-94) and Marlins (1995-

2001).

Finley played college baseball at UC Riverside, and was inducted into the school's Hall of Fame in 2018. Drafted by Oakland in 1987, he played two seasons as an infielder in the A's system.

Finley resides in San Diego with his wife, Tricia, and is a proud father to two daughters, Brooke and Brittany, a son-in-law Alex and a son, Drew, who was a pitcher in the Dodgers' organization and now coaches at Louisiana State University.



Billy Gasparino

Vice President, Amateur Scouting

Billy Gasparino is in his eighth season with the Dodgers and third as Vice President of Amateur Scouting. Gasparino joined the Dodgers prior to the 2015 season as director of amateur scouting and has overseen successful drafts that produced the Dodgers' young core, including 2019 All-Star Walker Buehler and 2019 Baseball America Minor League Player of the Year Gavin Lux – his top picks in his first two drafts with the club.

Previously, Gasparino worked for the Padres for four seasons as director of scouting (2012-14) and national crosschecker (2010-12). Prior to joining the Padres, he worked for the Blue Jays as an area scout covering Southern California from 2004-06 before being promoted to national crosschecker by the Blue Jays in 2007. He got his start working in the front office as an intern with the Cleveland Indians in 2003.

An infielder during his playing career, Gasparino was selected by the Rockies in the 17th round of the 1999 First-Year Player Draft from Oklahoma State University and spent one season in their minor league system with Single-A Portland.

He resides in Los Angeles with his wife, Jenna, and sons, Will and Lucca.




Damon Jones

Vice President, Assistant General Manager & Baseball Legal Counsel

Damon Jones joins the Dodgers in his first season as Vice President, Assistant General Manager & Baseball Legal Counsel. In his role, Jones assists President of Baseball Operations Andrew Friedman and Executive Vice President & General Manager Brandon Gomes in all facets of baseball operations. He also brings legal expertise to bear on any matters touching baseball operations.

Prior to joining the Dodgers, Jones spent 13 seasons with the Washington Nationals, where he was Senior Vice President & General Counsel for Baseball & Business Operations and served as a senior member of the baseball operations department with a focus on player acquisitions and contracts, salary arbitration, Basic Agreement and Major League rules issues, international and minor league operations, league relations, and other key elements of baseball operations. Jones also was a senior member of the Nationals business executive team, and later served as Chief Legal Officer of the Washington Commanders.

Jones is an alumnus of Harvard Law School, the Wharton School, and the University of California, Santa Barbara, where he played Division I Baseball and was recently selected to the UCSB Athletics Hall of Fame as the "Distinguished Gaucho."





Jeff Kingston

Vice President & Assistant General Manager

Jeff Kingston is in his third season as the Dodgers' Assistant General Manager & Vice President of Baseball Operations following nine seasons with the Seattle Mariners. Kingston originally joined the Mariners in September of 2009 as an Assistant GM and was subsequently promoted to be the club's Assistant GM & Vice President of Baseball Operations after the 2015 season. During his time with Seattle, Kingston assisted with player acquisitions and contract negotiations for the Major League club, while overseeing the Player Development and Baseball Analytics departments.

Prior to his time in Seattle, Kingston spent nine seasons (2001-09) with the San Diego Padres. After interning with the club in the corporate development department in the summer of 1999, Kingston rejoined the Padres full-time in 2001 as an Assistant to the Director of Player Development. He was promoted to Director of Baseball Operations in Nov. 2002, a position he held until being hired by the Mariners.

Kingston is a 1999 graduate of Dickinson College in Carlisle, PA, where he earned a degree in economics. He has three children.



Alex Slater

Vice President & Assistant General Manager

Alex Slater is in his eighth season with the Dodgers and first in his new role as Vice President, Assistant General Manager. In this role, Slater works closely with President, Baseball Operations Andrew Friedman and Executive Vice President and General Manager Brandon Gomes on player personnel, roster management and construction, contract negotiations and overseeing the Baseball Strategy and Information departments as well as Baseball Systems. Before earning his promotion, Slater was previously the Assistant Director of Scouting and the Director of Baseball Operations for Los Angeles.

Prior to his time with the Dodgers, Slater graduated from the University of California, Berkeley and then worked with the San Diego Padres in their pro scouting department.

Slater is a San Francisco native and lives in Los Angeles with his wife, Lauren, and their dog.



Allister Annear

Vice President, Merchandise & Retail

Allister Annear enters his 14th season with the Dodger organization as Vice President Merchandising and Retail.

Allister was born in South Africa, grew up in Johannesburg, and was a professional musician. He is a 28-year veteran in retail and has worked for such organizations as the Limited Corporation, Kenneth Cole, and Lucky Brand. Prior to joining the Dodgers, Annear spent nine years at Skechers USA as the DMM for all fashion brands working on footwear brands and was responsible for the SoHo Lab division. He also worked on the launch of The Games Hurricane shoe and served as DMM for Rock and Rock

Racing, a Professional Cycling team.

A native of Beverly Grove, Allister was a recipient of the 2013 MLB Retailer of the Year award.



Seth Bluman

Vice President, Ticket Operations

Seth Bluman begins his 29th season with the Dodgers organization, all in the Ticket Operations department. In this time, Seth has helped with the distribution of more than 90 million tickets to fans at Dodger Stadium.

He has been in his current role of Vice President of Ticket Operations since 2013. In 2012, Seth represented the Dodgers on the MLB Network trivia game show "Baseball IQ."

A native of Long Island, New York, he lives with his wife, Joanne, and their two kids, Sarah and Emma, in West Hills.



Nicole Chayet Singer

Vice President, Communications

Nicole Chayet Singer begins her first season with the Dodgers as Vice President of Communications after spending 13 years in New York working for various companies including New York City FC, the New York Mets, SHOWTIME, Topps Trading Cards, and MLB. Most recently, Nicole worked for NYCFC for six years serving as Senior Director, Media Relations, Broadcasting, and Influencer Marketing.

In this newly created position, Nicole will oversee the Communications department for the Dodgers including business, community, sponsorship, and baseball communications.

A first-generation Mexican-American, Nicole and her husband, Evan, reside in Los Angeles with their three children.



Royce Cohen

Vice President, Business Development & Analytics


Royce Cohen enters his ninth season in the Dodger organization and his 13th season in the baseball industry.

Royce built and currently manages the organization's Business Strategy and Analytics department, which advances the organization by making and helping others make informed strategic decisions across business units by using all potentially available data and advanced analytics techniques. Additionally, he manages strategic planning for various revenue streams, directs the building of internal data systems and processes, drives the organization's marketing priorities, and negotiates

contracts with several club partners.

In 2022, Royce will be leading the creation of a Business Enterprises department that will manage all of the Dodgers' non-baseball revenue streams, including stadium events and initiatives outside of Dodger Stadium which currently include the Dodgers at Home subscription program, Jr. Dodgers, neighborhood camps, and the Dodgers Training Academy.

A native of Bensalem, Pennsylvania, Cohen graduated summa cum laude from The Wharton School in 2012 and was valedictorian at Bensalem High School in 2008. He and his wife, Cole, live in Marina del Rey.





Michelle Darringer

Vice President, Risk Management

Michelle Darringer enters her 11th season with the Dodgers as Vice President of Risk Management. Darringer has held a few risk management positions in the entertainment industry, including Vice President of Risk Management for Fox Entertainment Group.

As an integral part of the Dodgers' legal and HR departments, Michelle has dealt with a number of HR projects that have been critical to the successful operation of the business.

In March 2020, she was instrumental in creating and implementing the rules, policies, and procedures in dealing with the Covid-19 pandemic and its impact on the workplace. She worked closely with government agencies on testing and vaccination efforts and continues to work on all these matters to ensure the safest work environment possible.

She has previously served on the board of directors and is a past President of the Los Angeles Chapter of the Risk Management Society.



Marilyn Davis

Vice President, Human Resources

Marilyn Davis enters her fourth year as the Vice President of Human Resources, where she oversees executive recruitment and talent management, compensation, workforce performance, organizational alignment, training and development, employee and labor relations, HR business consulting, employee benefits, corporate events, corporate citizenship and diversity for all business units company-wide.

She earned a degree in Business Administration/Human Resources from California Polytechnic University of Los Angeles and prior to the Dodgers, worked in the entertainment, media, and financial sector, including positions with Univision and Fox

Entertainment.



Chaitali Gala Mehta

Chief Operating Officer, Los Angeles Dodgers Foundation

Chaitali Gala Mehta is the Chief Operating Officer of the Los Angeles Dodgers Foundation (LADF) where she is responsible for the overall leadership and management of the organization with a particular focus on internal operations. She joined LADF in 2014 as the Director of Grants and Strategic Partnerships. In this role, she built the foundation's comprehensive grantmaking program. Additionally, she establishes and maintains relationships with internal and external stakeholders to raise the visibility of LADF as a strong charitable partner.

Before joining LADF, Chaitali was the Director of Cause Marketing for the nonprofit After-School All-Stars, overseeing all national marketing and communication efforts and corporate partnerships.

Prior to After-School All-Stars, Chaitali served as Director of Corporate Partnerships and Special Events for LA's Promise, a local school turnaround nonprofit, directing all corporate fundraising initiatives and special events to increase annual funding for South LA public schools.

She holds a Bachelor of Arts in Political Science from the University of California, Berkeley and lives in Los Angeles with her husband, Akshay, and their daughter, Layla.



Dan Martens

Vice President, Deputy General Counsel

Dan Martens is entering his fourth season with the Dodgers organization. Before joining the organization, Dan worked at the law firm of Latham & Watkins for 10 years, and then served as a founding partner of the firm of Dal Soglio & Martens LLP for 15 years.

While in private practice, Dan served as outside counsel for the organization on numerous litigation matters. As a member of the legal team, Dan manages all litigation and provides support to all departments in all areas of the business.

A native of central Iowa, Dan received his professional education at the University of Iowa.

He and his wife, Kathy, live in Manhattan Beach, California with their three children.



Courtney Moore

Vice President, Diversity, Equity & Inclusion

Courtney Moore was hired by the Dodgers in 2021 and is a seasoned diversity and talent development professional with a career that spans over twenty years. She has worked in leadership roles across finance, engineering, law and sport industries where she has a proven track record as a successful agent of change for diversity and inclusion. As the Vice President of Diversity, Equity & Inclusion, she creates and implements strategy to enhance the organization's culture of inclusion.

Prior to joining the Dodgers, she worked for the Munger, Tolles & Olson law firm and has also served in various diversity roles with Morgan Stanley, The Aerospace Corporations and law firms where she was responsible for a variety of diversity initiatives encompassing recruitment, retention and other programs to foster inclusion.

Courtney is a licensed attorney having practiced in Corporate Restructuring. She also has several years of experience in talent acquisition having worked for Special Counsel and The Hollins Group in direct hire corporate placements. She previously worked in the sports industry as the Broadcast and Special Events Coordinator for the Chicago White Sox and earned a Juris Doctor from the University of Miami, a Masters in Sports Management from the University of Massachusetts and a Bachelor's in International Relations from Mount Holyoke College.

She resides in Pasadena, California with her husband and two sons.



Caroline Morgan

Vice President, Digital & Advertising Strategy

Caroline Morgan enters her fourth season at the Los Angeles Dodgers as Vice President of Digital & Advertising Strategy, overseeing the development and implementation of strategic digital media initiatives across social media, email marketing, integrated advertising channels, and digital editorial. She serves as the lead digital marketing strategist focused on driving ticket sales and instilling brand loyalty within existing fanbases while simultaneously pursuing fan acquisition and fostering digital innovation. Caroline collaborates with internal creative, marketing, analytics, ticketing and business development teams to maximize engagement across the

Dodgers digital portfolio and identify opportunities for potential expansion and development within the digital landscape.

Prior to joining the Dodgers in spring of 2019, Caroline spent 8 years on the Theatrical Marketing team at Lionsgate, most recently leading the Digital Media division. Starting her tenure at Lionsgate in 2011 as a college intern while attending UCLA, Morgan rose through the ranks to become a leader within the marketing group.

Originally a Massachusetts native, she now resides in Mid-City LA with her husband, daughter and dog.



Naomi Rodriguez

Vice President, External Affairs & Community Relations

Naomi Rodriguez is in her ninth season with the Dodgers and as Vice President of External Affairs and Community Relations, she leads the team's government, civic, community, and philanthropic efforts with an emphasis on the organization's relationships with local leaders, government & non-profit organizations, and the many communities that make up the team's market.

Under her leadership, the Dodgers' Community Relations and External Affairs team impacts millions of children and families annually through its initiatives, including military outreach, education and wellness programs, Dodger Blue Wishes, and Kids

for Dodger Baseball. In her role, Naomi works to strengthen the players ties to the Los Angeles community and enhance their personal charitable endeavors. In 2020, she spearheaded the Dodgers' COVID-19 relief efforts which included the creation of the nation's largest COVID testing and vaccine site at Dodger Stadium.

In addition to her professional accomplishments, Naomi is the recipient of the 2020 Sports Business Journal Game Changers Award. She holds positions on the boards of the Los Angeles Area Chamber of Commerce, Getty House Foundation, and Mayor Garcetti's International Affairs Advisory Board. As a founding member and leader of the Dodgers' Women's Business Resource Group.

She received her BA in Communications from California State University, Long Beach, and is a graduate of Harvard's National Hispanic Leadership Institute Executive Program.



Craig Sindici

Vice President, Premium Sales & Services

Craig Sindici begins his 19th season with the Dodger organization and third as Vice President, Premium Sales & Service, after being promoted to the position in January of 2020. After moving to the Rose Bowl in 2016 to oversee their Premium Sales and Service project, Sindici returned to the Dodgers in 2018 as Senior Director, Premium Sales and Service. He originally joined the Dodgers prior to the 2003 season as Account Executive, Group Sales, before transitioning into the Premium Sales department in 2007. He was promoted to Manager, Premium Sales in 2010 before transitioning into the role of Director, Premium Sales in 2014.

In his current role, he is responsible for all aspects of the department including the sales and service of the five (5) Premium Seating areas; Yaamava' Dugout Club by San Manuel, Baseline Club, Bank of America Suite Level, Champions Lounge and Stadium Club Boxes.

A native of San Mateo, California, Sindici graduated from UC San Diego with a Bachelor of Arts in Communications. He and his wife, Claudia, live in Pasadena, California with their three children, Ava, Nina and Xavier.



**UNBREAKABLE,
UNWAVERING,
UNSTOPPABLE**

**SPECTRUM
SPORTSNET** 

Spectrum 

SPORTSNETLA.COM

   @SPORTSNETLA

COACHING STAFF



Dodgers First Base coach Clayton McCollough celebrates a victory on Fourth of July with Dodger pitcher Julio Urías.



DAVE Roberts MANAGER | 30

Opening Day Age: 49 (May 31, 1972 in Okinawa, Japan)

Resides: Cardiff, CA

Appointed: November 23, 2015

All-Time Dodger Managers

Name	W-L	Pct	Years
McGinnis, Jim	86-43	.667	1890
Ward, John Montgomery*	156-135	.536	1891-92
Foutz, Dave*	264-257	.507	1893-96
Barrie, William	76-91	.455	1897-98
Griffin, Mike*	1-3	.250	1898
Ebbets, Charlie	38-68	.358	1898
Hanlon, Ned	511-488	.512	1899-1905
Donovan, Patsy*	184-270	.405	1906-08
Lumley, Harry*	55-98	.359	1909
Dahlen, Bill*	251-355	.414	1910
Robinson, Wilbert	1373-1341	.506	1914-31
Carey, Max*	146-161	.476	1932-33
Stengel, Casey*	208-251	.453	1934-36
Grimes, Burleigh*	131-171	.434	1937-38
Durocher, Leo*	739-565	.567	1939-48
Sukeforth, Clyde*	2-0	1.000	1947
Shotton, Burt	326-215	.603	1947-1950
Dressen, Charlie	298-166	.642	1951-53
Alston, Walter	2040-1612	.559	1954-76
Lasorda, Tommy*	1599-1439	.526	1976-96
Russell, Bill*	173-149	.537	1996-98
Hoffman, Glenn*	47-41	.534	1998
Johnson, Davey	163-161	.503	1999-2000
Tracy, Jim	427-383	.527	2001-05
Little, Grady	170-154	.525	2006-07
Torre, Joe	259-227	.533	2008-10
Mattingly, Don	446-363	.551	2011-15
Roberts, Dave*	542-329	.622	2016-

* Played for franchise

Managing and Coaching Career

- The 2016 NL Manager of the Year and 2020 World Series champion enters his seventh season at the helm of the Dodgers. He begins the season with the highest winning percentage by a manager in Major League Baseball history (minimum 850 games managed) at .622 (.542-.330).
- In 2020, he joined Cito Gaston (Toronto, 1992, 1993) as the only Black managers to win a World Series.
- He won the National League West division five straight seasons from 2016-2020 and captured the NL pennant three times (2017, 2018 and 2020)...he guided the Dodgers to a franchise record 106 wins in 2019 and 2021.
- Became the first manager in baseball history to lead his team to the Postseason in each of his first six full seasons with the club. Roberts' 542 wins ranks fifth in franchise history, and he, Walter Alston (4) and Tommy Lasorda (2) are the only Dodger managers to win a World Series.
- Among current managers, his 44 Postseason victories ranks second...he ranks tied-for-fourth all time in MLB history in Postseason victories, trailing Joe Torre (84), Tony La Russa (70) and Bobby Cox (67).
- Became the first Major League manager to skipper three straight All-Star teams (2018, 2019, 2021) since Joe Torre guided four straight American League squads from 1999-2002.
- Has received Manager of the Year votes in all six seasons as Dodger manager in Baseball Writers' Association of America balloting, finishing first (2016), second (2017), fourth (2019, fifth (2020, 2021) and sixth (2018).
- In 2017, led the club to the best record in the Majors for the first time since 1974 with a 104-58 mark and the National League's best record for the first time since 2009.
- Managed his club to the best 50-game stretch in franchise history, as the Dodgers won 43 of 50 games from June 7, 2017 until August 5, 2017...it was the best stretch in the Majors since the 1912 New York Giants, who went 43-7 from May 6 until July 3; and according to Elias Sports Bureau, only four teams have put up a stretch of winning 43 of 50 games or better in baseball history: the 2017 Dodgers, the 1912 Giants, the 1906 Cubs and the 1884 St. Louis Maroons.
- In his first season as Dodger manager in 2016, he was named NL Manager of the Year on Nov. 15, 2016, receiving 16 of 30 first-place votes, to join Hall of Famer Tommy Lasorda (1963, '88) as the only managers in Dodger history to win the award since its inception in 1983...it was just the sixth time the award went to someone who was in his first full season as a manager...also became the first manager of Asian descent to win the award.
- In his first season as the club's manager, he led the Dodgers to an NL West title, becoming just the second rookie manager ever to lead Los Angeles to a division title, joining Tommy Lasorda (1977).
- Honored as the Sporting News' 2016 NL Manager of the Year, becoming just the third Dodger manager to receive the award by the publication, joining Hall of Famers Leo Durocher (1939) and Walter Alston (1955, '59, '63)
- Made his Dodger managerial debut on April 4, 2016 in San Diego with a 15-0 victory over the Padres, the largest margin of victory in a shutout win on Opening Day in MLB history.
- Named the 28th manager in Dodger franchise history on Nov. 23, 2015...is the 10th skipper in Los Angeles Dodger history and the fourth to both play and manage for the team, joining Tommy Lasorda, Bill Russell and Glenn Hoffman.
- Became the first manager of color in Dodger franchise history.
- Following the conclusion of his playing career, spent the 2010 season in San Diego's front office, before becoming the Padres' first base coach from 2011-13...served as San Diego's bench coach for the 2014 and 2015 campaigns...managed the Padres for one game on June 15, 2015, following the departure of Bud Black.

Playing Career

- Played in the Majors for 10 seasons, debuting with the Cleveland Indians on Aug. 7, 1999...played for the Indians (1999-2001), Dodgers (2002-04), Red Sox (2004), Padres (2005-06) and Giants (2007-08)
- In 832 career games, batted .266 with 243 stolen bases, including a career high 49 in 2006...also hit a career-best .293 with San Diego in 2006
- Was the Dodgers' starting center fielder from 2002-04, hitting .262 in 302 games and stealing 118 bases in 143 attempts (82.5%)...is the fourth L.A. Dodger manager to also play for the franchise, joining Tommy Lasorda, Bill Russell and Glenn Hoffman
- Was traded by the Dodgers to the Red Sox at the 2004 trade deadline and then famously stole second base off the Yankees' Mariano Rivera in the ninth inning of Game 4 of the 2004 ALCS...the steal put him in position to score the tying run later in the frame as Boston became the first team in MLB history to rally from a 3-0 series deficit in the postseason

Personal

David Ray Roberts...he and his wife, Tricia, have a son, Cole and a daughter, Emmerson...was born to an African-American father and a Japanese mother in Okinawa, Japan...attended Rancho Buena High School in Vista, CA...playing quarterback, he led his squad to the San Diego Class 3 A State title in 1990...played baseball at UCLA and is the school's all-time leader in stolen bases (109)...graduated in 1995 with a degree in history...was originally drafted by the Detroit Tigers in the 28th round of the 1994 MLB First-Year Player Draft...along with former Giants' teammate Rich Aurilia and John Micek, owns Red Sttch winery in the Napa Valley...was inducted into the UCLA Sports Hall of Fame on July 15, 2020, along with Keira Goertl, Lauren Holiday, Kevin Love, Mike Powell, Noelle Quinn, Tasha Schwikert, Russell Westbrook and Adam Wright.



Josh Bard

Bullpen Coach

54

Opening Day Age: 44 (March 30, 1978 in Ithaca, NY)

Resides: Castle Rock, CO

Appointed: Dec. 12, 2019

Coaching/Front Office Career: Bard is in his fifth season overall as Dodger bullpen coach and third straight in the position...served on the National League All-Star coaching staff in 2021...spent two years with the Yankees in 2018 and 2019 as bench coach...this is Bard's second stint with the Dodgers, also serving as a bullpen coach in 2016 and 2017...prior to being hired as the bullpen coach, Bard spent three years in the Dodgers' front office as a special assistant (2013) and professional scout (2014-15)...helped Dodger relievers post a 3.16 ERA in 2021, the second straight season the bullpen has ranked second in the Majors...the bullpen held opponents to a .205 average, leading the Majors in the category for the second year in a row (.207 in 2020)...also in 2021, Dodger relievers tied with San Francisco for the MLB lead in saves with 56 and ranked third in WHIP (1.19) in a season where the team set a franchise record with 33 different relievers used...Dodger relievers led the NL in ERA in 2020 (2.74) and strikeout-to-walk ratio (3.44), while leading the Majors in WHIP (1.04 WHIP) and walks-per-nine innings (2.57)...he was the bench coach for New Zealand's World Baseball Classic qualifier team in February 2016.

Playing Career: The former backstop played in ten Major League seasons with the Indians (2002-05), Red Sox (2006), Padres (2006-08), Nationals (2009) and Mariners (2010-11) before finishing his career with the Dodger organization in 2012 as a non-roster invitee to Spring Training and 45 games at Triple-A Albuquerque...he appeared in 586 big league games and batted .254/.320/.385 with 39 home runs...he was originally selected by the Rockies in the third round of the 1999 First-Year Player Draft...Bard was a member of the 1996 18U U.S. National Team, the 1997 and 1998 U.S. National Baseball Teams and the 2001 World Cup Team...Bard was the 1997 Big-12 Conference Freshman of the Year at Texas Tech and was a three time All-American (1997, 1998, 1999).

Personal: Joshua David Bard is married to Lindsey and they have three children – Luke, Hannah and Karis...his hobbies include reading, hunting and watching movies.



Aaron Bates

Assistant Hitting Coach

65

Opening Day Age: 38 (March 10, 1984 in New York, NY)

Resides: Scottsdale, AZ

Appointed: Nov. 28, 2018

Coaching/Front Office Career: Bates is in his eighth season with the Dodger organization and fourth as assistant hitting coach with the Major League club...served on the National League All-Star coaching staff in 2021...in addition to his responsibilities at the Major League level, Bates is the director of hitting for the Dodger minor league system...Bates began his coaching career in 2015 as the Rookie-level AZL Dodgers hitting coach...he held the same position for Single-A Great Lakes in 2016 and with High-A Rancho Cucamonga in 2017...in 2018 he served as assistant hitting coordinator for the Dodger minor league system.

Playing Career: Bates was selected by the Boston Red Sox in the third round of the 2006 First-Year Player Draft out of North Carolina State University and spent eight seasons (2006-14) in the minor leagues as an outfielder and first baseman in the Red Sox, Twins, Cardinals and Dodger organizations...he posted a .278/.374/.427 line with 77 home runs and 358 RBI in the minors in 735 games...Bates made his Major League debut with the Red Sox on July 6, 2009, and appeared in five big league games with four hits and a walk in 12 plate appearances.

Personal: Aaron Bates is married to Lacey...they have two sons, Hudson and Beckett, and a daughter, Kinsley...Lacey was Miss Massachusetts USA in 2010...Bates' father-in-law Doug Wilson is the general manager of the San Jose Sharks, who played 16 seasons in the NHL and was a 2021 inductee of the Hockey Hall of Fame...his brother-in-law Doug Wilson Jr. is the director of scouting for the Sharks...Bates played eight years of Winter Ball in Puerto Rico (his mother is Puerto Rican).



Brant Brown

Hitting Coach

73

Opening Day Age: 50 (June 22, 1971 in Porterville, CA)

Resides: Peoria, AZ

Appointed: Dec. 1, 2017

Coaching/Front Office Career: Brown is in his third season as a hitting coach for the Dodgers and his fifth season with the club after serving as the hitting strategist in 2018 and 2019...served on the National League All-Star coaching staff in 2018, 2019 and 2021...with Brown as hitting coach, the Dodgers have ranked in the NL top three in runs and OPS both seasons (2020-2021)...in 2021, the Dodgers led the NL in runs (830) and walk percentage (9.8%) and tied for second in OPS (.759)...in 2020, the Dodgers led the Majors with 118 homers, averaging 1.97 homers – the top mark in MLB history, topping the 2019 Minnesota Twins (1.90)...the Dodger offense also led the Majors in runs (349) and slugging percentage (.483), while ranking second in the Majors in OPS (.821) and total bases (986) in 2020...the Dodgers led the NL in OPS (.810) and runs (886) in 2019...spent five seasons as a coach in the Seattle Mariners organization, including 2016-17 as the team's offensive coordinator...from 2013-15, he served as Seattle's minor league outfield coordinator...prior to joining the Mariners, Brown spent six seasons as a hitting coach in the Texas Rangers organization (2007-12).

Playing Career: The former big league outfielder hit .247/.301/.445 with 45 home runs in 424 Major League games with the Cubs (1996-98, 2000), Pirates (1999) and Marlins (2000)...was originally selected by the Chicago Cubs in the third round of the 1992 First-Year Player Draft...Brown was a three-year starter at Fresno State University...in 1992, he was first-team All-Big West and a second-team All-American selection after winning the conference Triple Crown.

Personal: Brant Michael Brown is married to Marisa...they have a daughter, Hanna...Brown's father, Mike, played two minor league seasons in the Angels and Royals organizations and his uncle Jeff Brown played four seasons in the Dodger organization...is a science-fiction movie aficionado and fitness enthusiast.



Dino Ebel

Third Base Coach

91

Opening Day Age: 56 (March 20, 1966 in Barstow, CA)

Resides: Rancho Cucamonga, CA

Appointed: Nov. 28, 2018

Coaching/Front Office Career: Ebel is in his fourth season as Dodger third base and infield coach...served on the National League All-Star coaching staff in 2019 and 2021...spent the previous 14 seasons in the Angel organization where he served as the team's third base coach from 2006-13 and 2018 and bench coach from 2014-17...spent 2005 managing Angels' Triple-A affiliate Salt Lake, leading Stingers to a 79-65 record...was Angels' outfield coach from 2011-15 and 2018 and infield coach in 2017...in 2014, served as manager for three games, going 3-0, while Mike Scioscia was away attending his daughter's college graduation and attending former teammate Bob Welch's funeral...named to coaching staff of World Team for 2005 Futures Game...coached in the Dodger organization from 1991-2004 where he managed from 1997-2004...served as manager of Double-A Jacksonville for three seasons (2002-04)...in 2001, managed Single-A Wilmington...spent 2000 season managing Single-A San Bernardino, guiding club to the California League title...managed Single-A Yakima in 1999...managed Rookie Great Falls to 1998 Pioneer League North Division first-half championship...began managerial career in 1997, taking over Single-A San Bernardino for final 39 games of season after beginning that season as a coach (club reached California League finals)...served as a coach with Double-A San Antonio in 1996 and San Bernardino in 1995...began coaching career as player/coach with Single-A Bakersfield (1991-94)...managed Estrellas Orientales in the Dominican Winter League in 2003 and 2013 and Cervesa Atlas Tiburones in the 2001 Panamanian Winter League...served as coach for Peoria in Arizona Fall League in 1995...worked as infield instructor for Chinese National Team (2000) and Osaka Buffaloes (2002) and as field coordinator for Sinon Bulls in Taiwan (2002).

Playing Career: The former infielder, primarily a shortstop, played six minor league seasons in the Dodger organization from 1988-1994...batted .255/.331/.327 in 1,146 career plate appearances...was the 1988 Gulf Coast League Player of the Year for the Gulf Coast Dodgers where he ranked second in the league with a .337 batting average and led the league in total bases, slugging percentage and on-base percentage...signed with the Dodgers in 1988 as an amateur free agent out of Florida Southern College, where he was member of 1988 NCAA Division-II championship team, earning second team All-American honors.

Personal: Dino Alex Ebel...married to Shannon and has three children — Destiny, Brady, Trey...Trey won the 2021 T-Mobile Little League Home Run Derby in Williamsport, PA...Brady finished sixth in the 2019 T-Mobile Little League Home Run Derby in 2019 in Williamsport, PA...Ebel has four grandchildren, Kairi, Kalina, Rawly, Rhyis...has hosted the Dino Ebel Annual Baseball Clinic in Barstow, CA for more than 20 years...his No. 6 was retired by Barstow High School on Jan. 14, 2022...inducted into the San Bernardino Valley College Athletic Hall of Fame in 2012...is a longtime supporter of the Boys & Girls Club of Barstow...Ebel has a passion for running and has been doing it daily for 27 years.



Bob Geren

Bench Coach

88

Opening Day Age: 60 (Sept. 22, 1961 in San Diego, CA)

Resides: Scottsdale, AZ

Appointed: Dec. 17, 2015

Coaching/Front Office Career: Geren is in his seventh season as Dodger bench coach...served as bench coach for the New York Mets from 2012-15...Geren has been the bench coach of four National League championship teams (2017, 2018, 2020 with Dodgers and 2015 Mets) and was a part of his first World Championship team in 2020...served with the Dodgers on the National League All-Star coaching staff in 2018, 2019 and 2021...managed the Oakland A's from 2007 until June 9, 2011 and had a 334-376 record...Geren spent 13 seasons in the Oakland organization as a coach, including three seasons as bullpen coach (2003-05) and one season (2006) as bench coach...he joined the Oakland organization in 1999 as a manager of the A's High-A affiliate Modesto and spent the next three years (2000-2002) as the manager of Triple-A Sacramento...he was California League Manager of the Year in 1999...Geren managed for three seasons in the Boston Red Sox farm system at Single-A Utica (1995), Rookie Gulf Coast Red Sox (1996) and Single-A Sarasota (1998).

Playing Career: The former catcher played five Major League seasons with the New York Yankees (1988-91) and San Diego Padres (1993) and batted .233/.283/.349 in 307 games...Geren was selected by the Padres in the first round (24th overall) of the 1979 First-Year Player Draft and played 15 professional seasons.

Personal: Robert Peter Geren...married to Pamela and has two sons, Robert and Brett...both played baseball and graduated from Princeton University...Geren races cars competitively in the offseason and has two competition licenses with National Automotive Sport Association (NASA) and Sports Car Club of America (SCCA).



Danny Lehmann

Game Planning & Communications Coach

0

Opening Day Age: 36 (Sept. 5, 1985 in Denver, CO)

Resides: Woodlands, TX

Appointed: Dec. 12, 2019

Coaching/Front Office Career: Lehmann is in his fourth season as game planning & communications coach and third consecutive season in the job...Lehmann held the position in 2018 and in 2019 served as a special assistant to the club...served on the National League All-Star coaching staff in 2018, 2019 and 2021...he was a Dodgers advance video scout for three seasons from 2015-2017.

Playing Career: Lehmann was selected by the Minnesota Twins in the eighth round of the 2007 MLB Draft out of Rice University and was a catcher in their organization until 2013. He was awarded Minnesota Twins Best Defensive Catcher by Baseball America in 2012, and Organizational Defensive Catcher of the Year in 2010 and 2011.

Personal: Daniel Joseph Lehmann is married to Whitney and they have four children, Elle, Dash, Lake and Isla...after retiring as a player, Lehmann worked on a double major at Rice University in sports management and managerial studies until joining the Dodgers prior to the 2015 campaign.



Clayton McCullough

First Base Coach

86

Opening Day Age: 42 (December 27, 1979)

Resides: Jupiter, FL

Appointed: Dec. 12, 2020

Coaching/Front Office Career: McCullough is in his second season as Dodger first base coach and eighth in the organization... served on the National League All-Star coaching staff in 2021...he served as a minor league field coordinator and helped oversee the Dodgers' operation at the alternative site on the USC campus in 2020 during the pandemic-shortened season...prior to joining the Dodgers organization in 2015, McCullough worked for the Toronto Blue Jays organization from 2006-2014, serving as the manager of the GCL Blue Jays (2007), Class-A Lansing Lugnuts (2008-2009), Advanced-A Dunedin Blue Jays (2010-2011) and Class-A Vancouver Canadians (2012-2013). He posted a combined record of 402-367 during his managerial career in the Blue Jays organization.

Playing Career: The former East Carolina Pirate standout was originally drafted by the Cleveland Indians in the 22nd round of the 2002 First-Year Player Draft, playing four seasons in the Indians system before beginning his coaching career...he played four minor league seasons, batting .197 with one homer and 25 RBI in the Indians system.

Personal: Clayton Anthony McCullough and his wife Jill have three children, Carson (7), Kyle (4), and daughter Quinn (2)...his father, Howard McCullough, has been in scouting for 36 years (Red Sox, Diamondbacks, Mariners, and currently Royals)...his mom, Eva McCullough, was an elementary physical education teacher for 30 years.



Connor McGuiness

Assistant Pitching Coach

87

Opening Day Age: 32 (Oct. 22, 1989 in Washington, D.C.)

Resides: Lewes, DE

Appointed: Dec. 12, 2019

Coaching/Front Office Career: McGuiness is in his third season as Dodgers assistant pitching coach... served on the National League All-Star coaching staff in 2021...was the pitching coach for the Dodgers' High-A partner, the Rancho Cucamonga Quakes from 2018-2019...under his direction, the Quakes led the California League in strikeouts in 2018 and 2019 and the 2019 Quakes broke the 1970 Bakersfield Dodgers' California League strikeout record with 1,479...was the pitching coach for the Low-A Great Lakes Loons in 2017 and pitching coach for the Arizona Fall League's Glendale Desert Dogs... was a graduate assistant pitching coach for NCAA Division-III Catholic University in 2016...was pitching coach for NCAA Division-III Emory University from Aug. 2013-2015 and was part of two teams that reached the D-III College World Series, including the national runner-up team in 2014.

Playing Career: Played four seasons (2009-2012) at Emory University...appeared in 41 games as a pitcher...made nine appearances in his senior season, including eight as a reliever and posted a 0.87 ERA out of the bullpen.

Personal: Connor Zukel McGuiness...earned a bachelor's degree in economics with a concentration in finance from Emory and a master's degree in management with a concentration in leadership from Catholic...He is the co-founder of baseball-training tool CleanFuego...enjoys golf, Premier League soccer and NFTs.



Mark Prior

Pitching Coach

99

Opening Day Age: 41 (Sept. 7, 1980 in San Diego, CA)

Resides: San Diego, CA

Appointed: Jan. 4, 2018

Coaching/Front Office Career: Prior is in his third season as Dodger pitching coach after serving as the team's bullpen coach in 2018 and 2019... served on the National League All-Star coaching staff in 2018, 2019 and 2021...in 2020 and 2021, Dodger pitchers combined to have a 3.03 ERA, more than half a run better than the next best team (San Francisco, 3.61)...he helped the Dodgers pitching staff lead the Majors in team ERA (3.01), opponents' batting average (.207) and WHIP (1.10) for the second season in a row in 2021 during a season in which the Dodgers used a franchise record 39 different pitchers...the Dodgers staff led the Majors in fielding independent pitching (FIP, 3.54) and struck out 1,599 batters, a franchise record and second all-time in NL history behind the 2021 Brewers (1,618)...succeeded Rick Honeycutt, who retired after 14 seasons in the position with the Dodgers...spent four years in the San Diego Padres organization, first as a baseball operations assistant in 2014 and then as minor league pitching coordinator from 2015-17.

Playing Career: Prior pitched five big league seasons, all with the Chicago Cubs (2002-06)...in 2003, he was 18-6 with a 2.43 ERA, 245 strikeouts and a National League-leading 2.47 FIP, finishing third in the NL Cy Young Award balloting...was a 2003 NL All-Star...was 42-29 with a 3.51 ERA and 1.23 WHIP in 106 career starts...was the second overall pick in the 2001 First-Year Player Draft by the Cubs...Prior won the 2001 Golden Spikes Award pitching for the University of Southern California.

Personal: Mark William Prior is married to Heather...they have three children — Amanda, Caitlin and Matthew...Prior graduated from USC with a degree in business...his off-field interests include movies, standup paddleboarding and coffee.



Robert Van Scoyoc

Hitting Coach

72

Opening Day Age: 35 (Nov. 16, 1986 in Valencia, CA)


Resides: Santa Clarita, CA

Appointed: Nov. 28, 2018

Coaching/Front Office Career: Van Scoyoc is in his fourth year as Dodger hitting coach...served on the National League All-Star coaching staff in 2019 and 2021...with Van Scoyoc as hitting coach, the Dodgers have ranked in the NL top three in runs and OPS all three seasons (2019-2021)...in 2021, the Dodgers led the NL in runs (830) and walk percentage (9.8%) and tied for second in OPS (.759)...in 2020, the Dodgers led the Majors with 118 homers, averaging 1.97 homers per game... the 1.97 homers per game represent the top mark in MLB history, topping the 2019 Minnesota Twins (1.90)...the Dodger offense also led the Majors in runs (349), slugging percentage (.483), while ranking second in the Majors in OPS (.821) and total bases (986) in 2020...spent 2018 as hitting strategist in the Arizona Diamondbacks' organization...Served as a hitting consultant for the Dodgers 2016-17...began working as a private hitting instructor with professional baseball players in 2011...in 2010 worked at San Diego Christian College as a hitting coach.

Playing Career: Van Scoyoc was an outfielder at Cuesta College (San Luis Obispo, CA) in 2006 and 2007.

Personal: Robert Van Scoyoc is married to Jessica...he enjoys golf and traveling.



Dr. Neal ElAttrache

Head Team Physician

Dr. Neal ElAttrache is entering his 16th season as the Dodgers Head Team Physician and specializes in sports medicine at the Kerlan-Jobe Clinic in Los Angeles. The Chicago native has been recognized as one of the leading surgeons in the country for treatment and research of knee, shoulder and elbow injuries.

In addition to his work with the Dodgers, he is the Director of Sports Medicine at Cedars-Sinai, serves as the head team physician for the Los Angeles Rams and consultant to the Los Angeles Kings, Clippers and Lakers. He is the Chairman of the Kerlan-Jobe Research Foundation and Co-Director of Medical Affairs at the Kerlan-Jobe Institute. Dr. ElAttrache received his bachelor's degree from the University of Notre Dame and earned his medical degree cum laude from the University of Pittsburgh. He studied sports medicine under Dr. Frank Jobe. Dr. ElAttrache is married to Tricia and has three daughters — Nicole, Natalie and Eva.



Brandon McDaniel

Vice President, Player Performance

Brandon McDaniel is in his 10th year at the Major League level with the Dodgers. In November, he was promoted to Vice President, Player Performance. He previously held the titles of Dodgers' Strength and Conditioning Coach in 2013, Head Strength and Conditioning Coach from 2014-2018 and Director of Player Performance from 2019-2021.

McDaniel joined the Dodger organization in 2012 as the Strength Coach of the Triple-A Albuquerque Isotopes following a two-year stint with the Department of Defense as a contractor with Athletes' Performance. Prior to his time working with the DOD, McDaniel spent three years with the Pirates organization (2007 Gulf Coast Pirates, '08-'09 Altoona Curve). McDaniel earned his bachelor's degree in exercise science from Wayne State College (Wayne, NE) and his master's degree in human movement from A.T. Still University (Mesa, AZ). He is a certified strength and conditioning specialist and a registered strength and conditioning coach (National Strength and Conditioning Association) and performance enhancement and corrective exercise specialist (National Academy of Sports Medicine).

McDaniel resides in Burbank, CA with his wife Andrea and three children, Caleb, Turner and Asher.



Ron Porterfield

Director, Player Health

Ron Porterfield is in his fifth season with the Dodgers as the Director of Player Health and is based out of Glendale, AZ, providing the medical department with assistance and oversight at both the Major and minor league levels. Porterfield, 57, spent 21 seasons with the Tampa Bay Rays, his last 12 as the Head Major League Athletic Trainer.

Prior to his promotion to Head Athletic Trainer in 2006, he served as the Rays' Major League Assistant Athletic Trainer for three years after six seasons as a Minor League Medical and Rehabilitation Coordinator. Porterfield began his professional baseball career in 1988 as an Athletic Trainer in the Houston Astros organization, where he served for nine years. In 2013, he worked on the training staff for the American League in the Major League All-Star Game in New York. In 2005 and 2009, Porterfield shared honors with his colleagues as Major League Athletic Training Staff of the Year from the Professional Baseball Athletic Trainers Society (PBATS). Porterfield is currently the president of The Professional Baseball Athletic Trainers Society.

Porterfield and his wife Barbara live in Peoria, AZ.



Thomas Albert
Head Athletic Trainer

Thomas Albert is in his first season as Head Athletic Trainer and seventh season overall with the Dodgers. He was previously Assistant Athletic Trainer with the club. Albert was the Medical/Rehabilitation Coordinator for the Cleveland Guardians for four years (2012-2015).

A native of Burlington, IA, Albert earned his doctorate degree in physical therapy from A.T. Still University. He earned a bachelor's degree in athletic training, sports science, and fitness from Upper Iowa University. He is certified in spinal manipulation and dry needling through the American Academy of Manipulative Therapy. He is a certified corrective exercise specialist and performance enhancement specialist through the National Academy of Sports Medicine. He is also a certified strength and conditioning specialist through the National Strength and Conditioning Association.

Albert resides in Chino with his wife, Mandi, and three daughters Chloe, Adelyn and Juliet.



Nathan Lucero

Asst. Athletic Trainer
1st season



Yosuke Nakajima

Assistant Athletic Director
20th season



Johnathan Erb

Physical Therapist
7th season



Andrew Otovic

Medical Administrator
10th season



Bernard Li

Major League Physical Therapist
1st season



Travis Smith

Major League Strength Coach
10th season

Dodger Pitching and Hitting Coaches

Pitching Coach	Years	Hitting Coach	Years
Mark Prior	2020-current	Brant Brown	2020-current
Rick Honeycutt	2006-2019	Robert Van Scoyoc	2019-current
Jim Colborn	2001-2005	Turner Ward	2016-2018
Claude Osteen	1999-2000	Mark McGwire	2013-2015
Charlie Hough	1998-1999	Dave Hansen	2011-2012
Goose Gregson	1998	Jeff Pentland	2011
Dave Wallace	1995-1997	Don Mattingly	2008-2010
Ron Perranoski	1981-1994	Mike Easler	2008
Red Adams	1969-1980	Bill Mueller	2007
Harold (Lefty) Phillips	1965-1968	Eddie Murray	2006-2007
Joe Becker	1955-1965	Tim Wallach	2004-2005
		George Hendrick	2003
		Jack Clark	2001-2003
		Rick Down	1999-2000
		Reggie Smith	1994-98
		Ben Hines	1985, 1990-93
		Manny Mota/Ben Hines	1989
		Manny Mota	1980-88
		Jim Lefebvre	1979
		Jim Gilliam	1977-78

Note: Other coaches have filled these roles without the official titles.



Alex Torres
Director of Clubhouse
Operations
6th season in role;
25th overall season with
Dodgers



Jose Castillo
Dodger Assistant
Clubhouse Manager
6th season in role;
30th with the Dodgers




Mitch Poole
Visiting Clubhouse Manager
6th season in role;
38th overall season with
Dodgers



Jerry Turner
Umpires' Room Manager
6th season in role;
44th overall season with
Dodgers



Steve Cilladi
Bullpen Catcher
82
9th season



Jonathan Rhymes
MLB Video Coordinator
4th season

DODGER INSIDER

THE OFFICIAL BLOG OF THE
LOS ANGELES DODGERS

News, features, photos and more updated daily

[DODGERS.COM/INSIDER](https://dodgers.com/insider)



2022 DODGERS



Chris Taylor clubbed a walk-off, two-run homer in the ninth inning to lift the Dodgers past the St. Louis Cardinals in the 2021 Wild Card Game, pushing the Dodgers to the 2021 National League Division Series



Hanser

ALBERTO

IF | 17

@ elpotro07

Bats: Right **Throws:** Right

Height: 5-11 **Weight:** 215

Opening Day Age: 289

Born: October 17, 1992 in San Francisco de Macoris, Dominican Republic

Resides: San Pedro de Macoris, D.R.

Acquired: Signed as a Major League Free Agent on March 23, 2022

ML Service: 5.085

MLB Debut: May 29, 2015

Career Highlights

- * 29-year-old third baseman enters his sixth Major League season and begins his Dodger career with a .276/.298/383 slashline and a .681 OPS for 61 doubles, six triples, 17 home runs and 106 RBI in 385 big league games
- * Matched a career-high with a 10-game hitting streak from Aug. 22 to Sept. 6, 2020 batting .350 (14-for-40)
- * During his breakout year in 2019, his batting average of .305 ranked eighth in the AL and 16th in the Majors
- * Batted .398 (88-for-221) against left-handed pitching in 2019, the most hits against lefties in the Majors and the second-highest average (J.D. Martinez, BOS - .404)...his 88 hits against lefties were the most in a single-season in Orioles history
- * Became just the second rookie in MLB history with a game-winning RBI in 14th inning or later during the 2016 ALDS, joining Houston's Chris Burke 18th inning of ALDS game four vs. Atlanta on October 9, 2005...doubled in Game 3 and did not play in Games 4 and 5 following Beltre's return
- * Made his Major League debut on May 29, 2015 with the Rangers, going 1-for-3 with a triple and a RBI in the team's 7-4 victory against the Red Sox...hit his first career home run on April 20, 2019 at home against Minnesota off of LHP Martin Pérez
- * Became just the fifth Ranger in history to record hits and RBI in first two Major League games, joining Roy Howell (1974), Chad Kreuter (1988), Rusty Greer (1994), and Fernando Tatis (1997)
- * Was named a MiLB.com Organization All-Star from 2014-15, a MiLB Gold Glove winner in 2014, a Mid-Season All-Star with Single-A Hickory in 2012 and DSL Rangers in 2010, and named a DSL Post-Season All-Star in 2010
- * Signed as an international free agent shortstop by the Rangers on Oct. 23, 2009

Year-By-Year

2021

- * Posted a .270/.291/.402 slashline in 103 games in his first season with the Royals, bringing in 25 runs, 20 doubles, three triples, and two homers in 2021
- * Averaged the third-highest OPS (.693) of his career in six seasons of Major League play and second highest slugging percentage (.402)
- * Notched a .763 OPS at home along with 19 of his 24 RBIs coming in Kansas City...two of his three triples on the year came on April 20 and 21 against Tampa Bay
- * Struck out 10.2% of the time and posted a career-high 30.3% hard hit rate in 2021...put up the second-highest contact rate of his career at 84.0%
- * Solid against left-handed pitching posting a .286/.317/.454 line...garnered a .300 average in May and high a season-high 12 hits in that stretch

2020

- * In his final season with Baltimore, he appeared in only 54 games with a .283/.306/.393 line...led the Orioles and slashed 18 multi-hit games which included 14 in his first 30 contests
- * Appeared on his third Opening Day roster (2016, 2019, 2020) and made a team-high 48 starts at second base, four at third base and one as the DH
- * Batted .375 (24-for-64) with 15 runs scored in the seventh inning or later, which was the highest average in the American League and the second-most runs scored
- * Also ranked tied for fourth in the AL, with a .375 average (18-for-48) against left-handed pitching...ranked ninth in the league hitting .324 (35-for-108) in road contests...

* Slashed .318/.342/.437 (48-for-151) through his first 36 games, ranking fourth in the AL batting race through Sept. 6...however, hit just .206 (14-for-68) from Sept. 7 to the end of the season

* Saw his season average dip below .300 after completion of the game on Sept. 13, snapping a 132-game stretch (June 7, 2019–Sept. 12, 2020) in which it was .300-or-above

* Homered in consecutive games (July 30 against the Yankees and July 31 against Tampa Bay) for the second time in his career, also turning the trick Aug. 20-21, 2019 vs. Kansas City

2019

* Slashed .305/.329/.422 with a .751 OPS in 139 games, tallying 62 runs, 21 doubles, two triples, 12 home runs, and 51 RBI in his first season with Baltimore...also stole a career-high four stolen bases

* Since 1954, it was the 44th time in Orioles history in which a player finished the season with a .300 average-or-better, and first since 2008 (Nick Markakis and Aubrey Huff)

* Marked the 17th time in Major League history (14th different player) in which a player recorded at least 88 hits against left-handed pitching; the most in the majors since 1987 (Tony Gwynn - 90)

* His 11.00 plate appearances/strikeout (550 PA/50 K) led the majors...became the first Oriole since Deivi Cruz in 2003, and only second since 1992, with at least 500 at-bats and 50 strikeouts-or-less; the 18th such season in Orioles history (eighth different player)

* Made his first career pitching appearance on April 7 vs. NYY (1.0 IP, 2 ER, H, HR, 2 BB, HB)

* Batted .309 (84-for-272) in 73 games prior to the All-Star Break, and hit .302 (76-for-252) in 66 games after the All-Star Break

* Batted .354/.387/.576 (35-for-99) with 13 extra-base hits, four home runs, 19 runs, and 15 RBI in August (27 games); all four were monthly highs for the season

* Hit .354/.379/.434 (35-for-99) with 11 multi-hit games in June (24 G); his 35 hits were tied for the fourth-most and his average ranked fifth-highest in the AL during the month

* Made four total appearances (two starts) in the outfield, his first career appearance in left field on April 20 at home against Minnesota and his first career start right field) on April 29 on the road against the White Sox

* Had a career-long 10-game hitting streak from Aug. 11-21; entered the season with a career-high hitting streak of six games

* Set a career-high with five hits on Aug. 30 at Kansas City (5-for-6, two runs, two RBI)...hit his first career home run on April 20 at home against Minnesota off of LHP Martin Pérez

His 34.38 plate appearances/walk (550 PA/16 BB) was the third-highest in the majors; his 16 walks ranked second-lowest among qualifiers...hit .345 (88-for-255) in 65 road games; tied for the highest road average in the AL (Tim Anderson, CWS) and tied for the second-highest in the majors...scored a career-high three runs three different times (May 20 against the Yankees and again Aug. 12 and Aug. 24 against Tampa Bay) and drove in a career-high three runs three different times (Aug. 12 against NYY, Aug. 20 vs. Kansas City, and Aug. 21 vs. KC)...batted .343 (69-for-201) with no outs and .369 (58-for-157) when leading off an inning... Hit .400 (26-for-65) the third time facing the same pitcher in a game; was the fifth-highest average in the majors (min. 65 at-bats)...batted .390 (23-for-59) in 17 games against the Yankees; tied for the most hits against them by an opponent (J.D. Martinez, Boston) during the season and the fourth-highest average...hit .339 (21-for-62) with 10 runs scored in 18 Interleague games.

2018

* Led Triple-A Round Rock in hitting (.330), ranked second in RBI (58) and fourth in hits (119)...finished fourth in the Pacific Coast League in hitting

* A non-roster invitee to Texas Rangers Spring Training...had his contract selected by the Rangers on May 15...tied a career-high with three hits on September 27 on the road against Seattle

* Batted .398/.396/.583 (41-for-103) with six doubles, two triples, three home runs, 12 runs, and 27 RBI in 27 games in July for Round Rock.

2017

* Spent the entire season on the injured list with right shoulder problems and had right rotator cuff debridement surgery on June 19...the procedure was performed by Rangers Team Physician Dr. Keith Meister

* Only regular season action came in the form of five games on injury rehabilitation assignment at Frisco June 1-4 and Round Rock on June 5 and 6.

* Played in 11 spring training games, the last on March 12 at the White Sox, before opening the year on the 10-day IL with right shoulder tightness

* Transferred to 60-day IL on May 16 for duration of the season...reinstated from 60-day IL on Nov. 6 and was not tendered a Major League contract offer prior to the deadline on Dec. 1, making him a free agent...re-signed to a minor league contract on Dec. 14

2016

* Despite making his first career Opening Day roster, saw less action with Texas than in his rookie 2015 campaign...posted a career-low .143/.143/.161 slashline in the regular season

* Saw three stints with Texas starting from Opening Day to June 3, July 20 to August 2 and lastly Sept. 2 to the end of the season

* Made 14 starts at shortstop with six, at third base with four, at second base with three and one start at first base

* Joined Jurickson Proffar as the only Rangers to make starts at all four infield positions, including his first career action at first base

* Played just two games with Texas from June through August...one extra-base hit was a double on 7/31 vs. KC, and had no multi-hit game

* Had game-tying single in ninth inning in last plate appearance of the season finale on October 2 at home against Tampa Bay, snapping 0-for-15 drought

* 4 of his 8 hits came with RISP...went 0-for-2 as a pinch-hitter... spent two and a half months with Triple-A Round Rock

2015

* During his first year of first year of Major League action, he batted .222 (22-for-99) with two doubles, a triple, and four RBI in 41 games over two stints with the Texas Rangers from May 28 to July 4 and August 19 to the season's end... the Rangers went 18-8 (.692) in his 26 starts

* Hit safely in six straight from May 29 to June 4 and 7 of his first ML games at .344 (11-for-32)...the Rangers won seven out of eight games in that stretch... went 1-for-3 in three plate appearances as a pinch-hitter

* Beginning on June 7, batted .164 (11-for-67) over final 33 games and 18 starts with Texas to finish at .222

* Appeared in just eight ML games after September 1 (0-for-2 in two plate appearances) and his last start was August 30 at home against Baltimore at second base

* Saw action as replacement for injured third baseman Adrian Beltre in the 2015 ALDS against Toronto...went 2-for-10 in three games and two starts

* Entered Game 1 after Beltre's exit and went 1-for-2...started at third base in games two and three, with first postseason hit being tie-breaking two-run, two-out single off Liam Hendriks in 14th inning of Game

2014

* Appeared at shortstop in 114 of 120 games played and posted career-best .979 fielding percentage, including a .980 mark at shortstop...combined to bat .273 (120-for-440) with 21 doubles, four triples, seven home runs, and 58 RBI in 120 games with Single-A Myrtle Beach and Double-A Frisco (AA)

* Hit .284 (101-for-356) vs. right-handed pitching and .226 (19-84) vs. southpaws and batted .349 (45-for-129) with RISP

* Returned to Myrtle Beach and touted a .313 with 12 extra-base hits in June for the start of the campaign and was promoted back to Frisco on July 4

* Batted .390 (30-for-77) with seven doubles, a home run, 14 runs scored, five walks, and five stolen bases in 26 games with Cibao in the Dominican Winter League...saw action at second, shortstop, and third...played in 14 postseason games for the DWL Champion Gigantes and participated in the Caribbean Series.

2013

* Played in 129 games between Double-A Frisco and Advanced-A Myrtle Beach...combined to bat .223 (101-for-453) with 11 doubles, four triples, four home runs, and 47 RBI...hit .235 (85-for-361) against right-handers and .174 (16-for-92) versus southpaws

* Opened the season with Frisco and batted .288 (34-for-118) over his first 31 games...hit .176 (42-for-238) over next 69 contests and was transferred to Myrtle Beach on 8/1...batted .183 (11-for-60) with a double, four RBI, and six runs over 20 games with Cibao in the Dominican Winter League.

2012

* Split the campaign between Single-A Hickory and Advanced-A Myrtle Beach...combined to bat .299 (157-for-525) with 28 doubles, three triples, eight home runs, 72 RBI, and 24 stolen bases in 128 games

* Posted the second-highest average among Texas prospects on full-season clubs and collected the fifth-most RBI

* Selected to the South Atlantic League All-Star Game...named the 12th-best prospect in the Carolina League by Baseball America

* Opened season with Hickory and posted the second-highest first half average in the league at .339 (83-for-245)

* Was the second-youngest regular in the Carolina League following a promotion to the Pelicans on June 22 and batted .303 (37-for-122) over final 30 games with Myrtle Beach

* Hit .397 (25-for-63) with two doubles, two triples, and seven RBI in 17 games with the Surprise Saguaros in the Arizona Fall League...posted the third-highest batting average on the circuit.

2011

In his first stateside minor league season with Spokane (SS), he batted .301 (44-for-146) against right-handed pitching and .146 (6-for-41) against lefties.

2010

Spent first professional season with DSL Rangers and batted .358 (64-for-179)...claimed the Dominican Summer League batting title and was a mid-season All-Star

Tallied four different hit streaks of 5-or-more games, including a season-high six games twice and stole 16 bases

Personal

Hanser Joel Alberto...resides in San Francisco de Macoris, Dominican Republic, during the offseason with wife, Olga Lidia Rosario de Alberto, and daughters Avril Marie and Hanna Marie...Enjoys mentoring young baseball players in his hometown during the offseason...also lists playing dominos and attending church services as his hobbies...signed a minor league deal as an international free agent with the Rangers in 2009.

Career Batting Record

Year	Team	A/G	G	AB	R	H	2B	3B	HR	RBI	SH	SF	HP	BB	SO	SB	CS	OBP	SLG	E
2010	DSL Rangers	.358	50	179	25	64	15	2	0	24	5	4	2	6	9	16	3	.377	.464	11
2011	Spokane	.267	53	187	21	50	8	1	0	16	1	2	3	9	15	7	1	.308	.321	20
2012	Hickory	.337	62	246	37	83	17	1	4	38	2	3	3	18	22	15	4	.385	.463	17
	Myrtle Beach	.265	66	279	36	74	11	2	4	34	1	5	3	2	27	9	3	.273	.362	12
2013	Myrtle Beach	.258	29	97	6	25	5	0	0	7	1	0	2	4	8	3	1	.301	.309	7
	Frisco	.213	100	356	37	76	6	4	4	40	1	6	5	16	41	13	5	.253	.287	16
2014	Myrtle Beach	.271	70	262	37	71	15	3	5	43	6	4	3	10	25	10	4	.301	.408	9
	Frisco	.275	50	178	23	49	6	1	2	15	2	0	4	6	17	6	4	.314	.354	3
2015	Round Rock	.310	81	310	42	96	19	4	4	32	7	2	2	9	33	5	5	.331	.435	4
	TEXAS	.222	41	99	12	22	2	1	0	4	3	0	2	2	17	1	0	.238	.263	2
2016	Round Rock	.275	63	265	32	73	13	1	7	36	2	0	2	8	29	2	2	.302	.411	10
	TEXAS	.143	35	56	2	8	1	0	0	5	0	17	1	0	2	0	0	.143	.161	1
2017	Frisco	.273	3	11	2	3	1	0	0	0	0	0	0	1	2	0	0	.333	.364	1
	Round Rock	.444	2	9	2	4	0	0	1	2	0	0	0	0	1	0	0	.444	.778	0
2018	Round Rock	.330	101	361	45	119	17	3	7	58	5	6	3	9	28	0	3	.346	.452	11
	TEXAS	.185	13	27	0	5	2	0	0	0	1	0	0	2	4	0	1	.241	.259	1
2019	BALTIMORE	.305	139	524	62	160	21	2	12	51	3	3	4	16	50	4	4	.329	.422	10
2020	BALTIMORE	.283	54	219	35	62	15	0	3	22	2	2	3	5	30	3	0	.306	.393	2
2021	KANSAS CITY	.270	103	241	25	65	20	3	2	24	4	2	4	4	26	3	1	.291	.402	7
Major League- 6 years		.276	385	1166	136	322	61	6	17	106	15	7	11	29	144	12	6	.298	.383	23
Minor League- 9 years		.287	730	2740	345	787	133	22	38	345	33	32	32	98	257	86	35	.316	.393	131

Career Postseason Batting Record

Year	Team	A/G	G	AB	R	H	2B	3B	HR	RBI	SH	SF	HP	BB	SO	SB	CS	OBP	SLG
2015	ALDS: TEX vs. TOR	.200	3	10	0	2	1	0	0	2	0	1	0	0	2	0	0	.182	.482
Postseason Totals		.200	3	10	0	2	1	0	0	2	0	1	0	0	2	0	0	.182	.482
LDS Totals		.200	3	10	0	2	1	0	0	2	0	1	0	0	2	0	0	.182	.482

Career Single-Game Bests

Most Hits:	5, August 30, 2019 at KC	Most Stolen Bases:	1 (12x), last, Sept. 18, 2021 vs. KC
Most RBI:	73 (3x), last, September 24, 2020 at BOS	Most Walks:	2, September 9, 2021 at BAL
Most Home Runs:	1 (17x), last, Sept. 6, 2021 vs. KC	Longest Hitting Streak:	5 games, Sept. 11-18, 2021 vs. SEA
Most Runs Scored:	3 (3x), last, August 24, 2019 at BAL	Grand Slams:	None

Career Fielding Record

Position	PCT	G	PO	A	E	TC	DP
First Base	.993	69	375	30	3	408	34
Third Base	.938	14	5	10	1	16	1
Left Field	.973	64	69	2	2	73	0
Right Field	.929	22	13	0	1	14	0

Career Transactions

- November 23, 2009: Signed by the Texas Rangers as an amateur free agent.
- January 10, 2018: Signed as a Free Agent with the Texas Rangers.
- November 2, 2018: Selected off waivers by the New York Yankees from the Texas Rangers.
- January 11, 2019: Selected off waivers by the Baltimore Orioles from the New York Yankees.
- February 22, 2019: Selected off waivers by the San Francisco Giants from the Baltimore Orioles.
- March 1, 2019: Selected off waivers by the Baltimore Orioles from the San Francisco Giants.
- February 5, 2021: Signed as a Free Agent with the Kansas City Royals.
- March 23, 2022: Signed as a Free Agent with the Los Angeles Dodgers.

Injured List

- April 2 - November 6, 2017 (right shoulder tightness)



Jacob
AMAYA

IF | 75

@jakeamaya3

Bats: Right **Throws:** Right
Height: 6-0 **Weight:** 180
Opening Day Age: 23
Born: September 3, 1998 in El Monte, CA
Resides: El Monte, CA
Acquired: Drafted in the 11th round of the 2017 First Year Player Draft out of South Hills High School (CA)

Career Highlights

- * The Southern California native enters his fifth professional season with the Dodgers organization and his second big league camp
- * In 330 minor league games, has registered a .254/.359/.379 slashline with 57 doubles, 11 triples, 25 home runs and 161 RBI
- * Has made the most starts at shortstop (243) and has recorded a .953 fielding percentage at that position... has also started 68 games at second base (.984 fielding pct.) and five games at third base (1.000)
- * Was selected as a 2018 Pioneer League Mid-Season All-Star after hitting .362 with seven doubles, three triples and a home run in 27 first-half games with Ogden
- * Was selected in the 11th round of the 2017 First-Year Player Draft out of South Hills High School

Year-By-Year

- 2021
- * Played with Double-A Tulsa for the whole season, producing a .216 (90-for-417) average across 113 games
 - * Roped 15 doubles, 12 home runs, and 47 RBI with 52 walks, totaling a .216/.303/.343/.646 slashline...also matched his 2019 total in stolen bases with five
 - * Ranked amongst the best in Double-A Central League in total games (3rd, 113) and walks (8th, 52)...similarly ranked high on the team in multiple categories: games (1st, 113), at-bats (1st, 417), runs (4th, 60), hits (4th, 90), doubles (T-4th, 15), and home runs (T-5th, 12)
 - * Started 111 games at shortstop, appearing in 969.1 innings with a .950 fielding percentage...committed 20 errors over 399 total chances
 - * Played with the Glendale Desert Dogs during the Fall, appearing in 19 games, batting .333/.463/.556 with three home runs and six RBI

- 2020
- * Spent the season at the alternate site on the USC Campus
- 2019
- Combined to hit .260/.369/.391 over 124 games between Single-A Great Lakes and Advanced-A Rancho Cucamonga...started the season with Great Lakes and hit .262 with 25 doubles, four triples and six home runs in 103 games...was promoted to Advanced-A Rancho Cucamonga on August 7, where he hit .250/.307/.375 with three doubles, two triples and one home run in 21 games... had success against left-handed pitchers, batting .278 with two doubles and one homer...on September 6, he hit a walk-off home run against Lake Elsinore during game three of the California League playoffs... the solo shot was his second of the game, as he recorded the first multi-homer performance of his professional career

- 2018
- In 59 games with Single-A Great Lakes and Rookie level Ogden, he hit .311/.432/.436 with ten doubles, three triples and four home runs... was selected as a Pioneer League Mid-Season All-Star after hitting .346 with nine doubles, three triples, three home runs and 24 RBI in 32 first half games with the Raptors...was promoted to Single A Great Lakes on August 1, where he hit .265 with a double, a home run and five RBI

- 2017
- * Spent his first professional season with the Arizona League Dodgers, where he batted .254/.364/.356 with four doubles, one triple, two home runs and 14 RBI in 34 games

Personal

Jacob Carlos Amaya...attended South Hills High School (West Covina, CA) where he hit .323 with 15 RBI and three home runs and helped his team win the CIF Southern Section championship in 2016...his grandfather, Frank Amaya, was a shortstop in the Dodgers organization from 1955-58...was drafted in the 11th round of the 2017 First-Year Player Draft out of South Hills High School

Career Batting Record

Year	Team	A/G	G	AB	R	H	2B	3B	HR	RBI	SH	SF	HP	BB	SO	SB	CS	OBP	SLG	E
2017	GCL Dodgers	.254	34	118	17	30	4	1	2	14	0	1	2	19	25	4	2	.364	.356	10
2018	Great Lakes	.265	27	98	13	26	1	0	1	5	1	0	0	20	18	3	3	.390	.306	1
	Ogden	.346	32	127	41	44	9	3	3	24	0	0	1	27	29	11	4	.465	.535	7
2019	Rancho Cucamonga	.250	21	80	14	20	3	2	1	13	1	1	0	7	15	1	3	.307	.375	1
	Great Lakes	.262	103	386	68	101	25	4	6	58	0	6	4	74	83	4	4	.381	.394	11
2021	Tulsa	.216	113	417	60	90	15	1	12	47	0	5	2	52	103	5	0	.303	.343	20
Minor League-4 years		.254	330	1226	213	311	57	11	25	161	2	13	9	199	273	28	16	.359	.379	50

Career Transactions

- July 7, 2017: Drafted in the 11th round of the 2017 First Year Player Draft out of South Hills High School (CA)

Injured List

- No Injuries at the Major League level





Tyler
ANDERSON

LHP | 31

@ tylerjanderson44

Bats: Left **Throws:** Left
Height: 6-2 **Weight:** 220
Opening Day Age: 32
Born: December 30, 1989 in Las Vegas, NV
Resides: Las Vegas, NV
Acquired: Signed by the Dodgers on March 18, 2022
ML Service: 6.065
ML Debut: June 12, 2016

Career Highlights

- * 32-year-old looks to his seventh professional season after posting a 29-38 Major League record and 4.62 ERA (320 ER/623.2 IP) with 542 strikeouts and 187 walks in 117 career games (113 starts) with Colorado (2016-2019), San Francisco (2020), Pittsburgh and Seattle (2021)
- * Tossed first career complete game on Aug. 22, 2020 at home against Arizona, allowing one run (unearned) on three hits with four strikeouts
- * Made third career Opening Day roster in 2019 with Colorado in his fourth season in the big leagues and became the fifth pitcher in Rockies history to record at least nine strikeouts in 4.2 innings pitched or fewer
- * Established career-highs in starts, innings pitched and strikeouts...recorded consecutive outings of 8.0 scoreless innings on June 29, 2018 at Los Angeles (NL) and July 4 vs. San Francisco
- * Made first Opening Day roster with Colorado in 2017
- * During his big league debut, he recorded the second-lowest ERA by a Colorado Rockies rookie in club history (minimum 100.0 IP)
- * Has two 10 strikeout games on Aug. 25, 2016 and May 6, 2017 respectively...both came during his time with the Rockies
- * Earned first career win on July 9, 2016 at home against Philadelphia...allowed two runs on a career-high nine hits with no walks and six strikeouts...went 2-for-2 at the plate with a homer and two RBI...singled in the third inning and homered in his next at-bat; the only home run by a Rockies pitcher in 2016...became the second Rockies pitcher to record his first Major League win, hit and home run in the same game
- * After sitting out in 2011, he led the South Atlantic League with a 2.47 ERA over a span of 20 starts (120.1 IP, 33 ER) finishing the season 12-3 with 81 strikeouts compared to 28 walks...was named to the SAL Post-Season All-Star-Team and posted a 2.01 ERA after the All-Star break in 12 starts (7-2, 71.2 IP, 16 ER) and was named a MiLB.com Organization All-Star
- * In 2011, MLB.com rated him as the Rockies' second-best pitching prospect and sixth-best overall...ranked seventh-best prospect among Rockies by Baseball America
- * Drafted by the Colorado Rockies in the first round (20th) of the 2011 MLB June Amateur Draft from University of Oregon (Eugene, OR)

Year-By-Year

- 2021
- * Spent his season with the Pirates and Mariners...posted a 7-11 record with both clubs, earning a 4.53 ERA (84 ER/167.0 IP) in 31 games (31 starts)
 - * Signed another one-year deal with the Pittsburgh Pirates...appeared in 18 starts with Pittsburgh and went 5-8 with a 4.35 ERA (50 ER/103.1 IP) and a 1.200 WHIP
 - * Dealt to the Seattle Mariners on July 27th in return for two prospects, Carter Bins and Joaquin Tejada...posted a 2-3 record and a 4.81 ERA (34 ER/63.2 IP) during his stint with the Mariners
 - * Bolstered a season-high seven strikeouts, his last coming on Sept. 20 at Oakland...went a season-high 8.0 innings against the Cus on May 9 during his time with the Pirates
 - * Known for his stellar pitching against righties...held them to a .261 average in 126.2 IP along with 108 of his 134 strikeouts
- 2020
- * Spent the entire season with San Francisco in his only season as a member of the Giants

* Ranked second on the Giants in wins and starts and tied for second in innings pitched

Recorded four starts without allowing an earned run, becoming one of just five pitchers in MLB to record four or more games of at least 5.0 innings pitched and no earned runs allowed along with Cleveland's Shane Bieber (six), Kansas City's Brad Keller (five), Milwaukee's Corbin Burnes (four) and St. Louis' Kwang Hyun Kim...(four)...Tossed first career complete game on 8/22 vs. Arizona, allowing one run (unearned) on three hits with four strikeouts...Made first of two relief appearances on 7/29 vs. San Diego... Was ejected from the game on 9/17 vs. Seattle in the bottom of the third inning for arguing balls and strikes (was his second career ejection and first since 2016)...Went 3-0 with a 2.75 ERA in his last four games of the season, including two starts with no earned runs allowed.

2019

* Made his third career Opening Day roster with Colorado in his fourth Major League season

* Made five starts before missing the remainder of the season due to left knee surgery

placed on the 10-day injured list on April 7 after making two starts...reinstated on April 22 and made three starts before being optioned to Triple-A on May 4...recalled and placed on the 60-day injured list May 22 with a left-knee chondral defect... underwent left knee surgery on June 11... Allowed at least five runs in all five of his starts, tied for the second-longest streak in Rockies franchise history... the five-start streak allowing at least five runs was tied for the longest streak to begin a season in team history (also: Scott Elarton, April 9-May 1, 2004)... On April 28 at Atlanta, became the fifth Rockies pitcher to record at least nine strikeouts in 4.2 innings pitched or fewer... Kyle Freeland also accomplished this on April 2 at Tampa Bay.

2018

Set professional career highs in starts (32), innings pitched (176.0) and strikeouts (164) ... Made his first career postseason start in Game 2 of the NLDS at Milwaukee, a 4-0 Rockies loss ... pitched six innings and allowed one run on four hits with two walks and five strikeouts ... Went 6-3 with a 3.72 ERA (113.2 IP, 47 ER) in 20 starts in the first half, 1-6 with a 6.06 ERA (62.1 IP, 42 ER) in 12 starts after the All-Star break ... Recorded consecutive outings of eight scoreless innings June 29 at Los Angeles-NL and July 4 vs. San Francisco ... was the third pitcher in franchise history to record consecutive outings of at least eight scoreless innings (also: Ubaldo Jimenez, May 26-31, 2010 and Jason Marquis, June 30-July 6, 2009) ... was the first Rockies pitcher to accomplish that feat while allowing four or fewer hits in each start, and the first MLB pitcher to do so since Jake Arrieta, Aug. 30-Sept. 5, 2015 ... Pitched 7.2 shutout innings in his final start of the regular season on Sept. 30 ... it was his third start of 7.2 or more shutout innings in the season, the most such starts since Ubaldo Jimenez in 2010.

2017

* Made his first career Opening Day roster and went 6-6 with a 4.81 ERA (86.0 IP, 46 ER) across 17 appearances, 15 starts

* Made 15 starts and also worked the first two relief appearances of his professional career

Was 5-6 with a 5.11 ERA (81.0 IP, 46 ER) as a starter, 1-0 with a 0.00 ERA (5.0 IP, 0 ER) in his two relief appearances...Had two different stints on the 10-day disabled list and one on the 60-day DL ... placed on the 10-day disabled list on June 4 (retroactive to June 1) with left knee inflammation ... reinstated on June 22 but made just two appearances (one start) before being placed on the disabled list again on June 26 ... underwent arthroscopic surgery on his left knee on July 3 and was transferred to the 60-day DL on July 26...After being reinstated from the 60-day disabled list on Sept. 10, was 3-1 with a 1.19 ERA (22.2 IP, 3 ER), three walks and 18 strikeouts in four appearances, three starts...Pitched seven scoreless innings in his last start of the season, Sept. 26 vs. Miami, the longest scoreless outing of his career...Career-high tying 10 strikeouts May 6 vs. Arizona (also: Aug. 24, 2016 at Milwaukee), the first double-digit strikeout game of his career at Coors Field...Pitched one inning of relief in the National League Wild Card Game at Arizona, allowing two runs on two hits, including one home run.

2016

Made his Major League debut on July 12 and went 5-6 with a 3.54 ERA, the second-lowest ERA by a rookie in franchise history (minimum 100 IP) ... the Rockies were 8-11 in his 19 starts...Made his Major League debut June 12 vs. San Diego ... pitched 6.1 innings, allowing one run on six hits with no walks and six strikeouts, earning the no decision in a 2-1 Rockies win...Earned his first career win July 9 vs. Philadelphia ... pitched six innings and allowed two runs on a career-high nine hits with no walks and six strikeouts...After his June 11 recall, ranked among MLB rookie pitchers in FIP (3.64-1st), innings pitched (114.1-1st), ERA (3.54-2nd), starts (19-T3rd) and strikeouts (99-4th)...Went 2-for-2 July 9 with a home run and two RBI ... recorded a single in the third inning for his first Major League hit ... first Major League home run in his next at-bat, the only home run by a Rockies pitcher in 2016...Became the second Rockies pitcher to record his first Major League win, hit and home run in the same game since Jason Jennings accomplished the feat in his Major League debut on August 23, 2001 at New York-NL ... became one of two active pitchers to accomplish the feat (Kenta Maeda, April 6, 2016 at San Diego)...Was 3-1 with a 3.86 ERA (30.1 IP, 13 ER) in July...Made six starts in the Minors, including one rehab outing for High-A Modesto ... combined at Triple-A Albuquerque (May 26-June 11), Double-A Hartford (May 8-26) and Modesto (May 8), was 2-2 with a 2.64 ERA (30.2 IP, 8 ER)...Began the season on the 15-day disabled list after straining his oblique in Spring Training ... reinstated and optioned to Hartford on May 8 after the rehab start that day at Modesto ... transferred to Triple-A Albuquerque on May 26 ... recalled on June 11 and would spend the rest of the season with the Rockies.

2015

Missed the entire 2015 season due to a left elbow injury.

2014

Spent the entire season, the third of his professional career, as a member of the Double-A Tulsa starting rotation...Was named the Texas League Pitcher of the Year and a member of the Post-Season All-Star team...led the Texas League in ERA (1.98) while going 7-4 with 106 strikeouts, 40 walks and a .216 opponents batting average in 23 starts...Was also named to the Rockies' MiLB.com Organizational All-Star team, the third-straight season he has been a member of that squad...Went 4-1 with a 1.01 ERA (62.2 IP, 7 ER) in 11 starts after the All-Star break...was 3-3 with a 3.07 ERA (55.2 IP, 19 ER) prior to the break...Owned a four-start scoreless streak July 12-31 that covered 23.0 innings...during the streak he allowed just 14 hits, 8 walks and struck out 25 batters...Has gone 23-10 with a 2.38 ERA (328.1 IP, 87 ER) in his Minor League career entering 2015.

2013

Split the season between Short-Season Tri-City and Single-A Modesto...began the season with Modesto and went 0-1 with a 3.80 ERA (42.2 IP, 18 ER) in eight starts over the course of the first half of the season...made three starts with the Dust Devils while on a rehab assignment from July 22-Aug. 1 and went 1-1 with a 0.60 ERA (15.0 IP, 1 ER) before returning to Modesto for the remainder of the season...was a Spring Training non-roster invite.

2012

Led the South Atlantic League with a 2.47 ERA over a span of 20 starts (120.1IP, 33 ER) finishing the season 12-3 with 81 strikeouts compared to 28 walks...was named to the SAL Post-Season All-Star-Team...posted a 2.01 ERA after the All-Star break in 12 starts (7-2, 71.2 IP, 16 ER) and was named a MLB.com Organization All-Star...MLB.com rated him as the Rockies' second-best pitching prospect and sixth-best overall...ranked seventh-best prospect among Rockies by Baseball America.

Personal

Tyler John Anderson...Wife's name is Taitym...Has two daughters; Halleigh (9) and Brinkleigh (1)...Is a 2008 graduate of Spring Valley High School in Las Vegas, NV... Was a Little League teammate with Chasen Shreve... Studied political science at the University of Oregon...where was drafted by Colorado in the first round of the 2011 First-Year Player Draft...Played for Team USA's Collegiate National team, helping USA win the Silver Medal at the FISU World Championships...His father, John, played baseball collegiately and professionally.

Career Pitching Record

Year	Team	W-L	ERA	G	GS	CG	SHO	SV	IP	H	R	ER	HR	HB	BB	SO	WP	BK	AVG
2012	Ashville	12-3	2.47	20	20	2	1	0	120.1	102	43	33	5	3	28	81	5	1	.232
2013	Tri-City	1	0.60	3	3	0	0	0	15.0	9	6	1	0	0	3	13	2	0	.164
	Modesto	3-2	3.25	13	13	0	0	0	74.2	62	34	27	10	2	24	63	3	0	.224
2014	Tulsa	7-4	1.98	23	23	0	0	0	118.1	91	37	26	3	4	40	106	8	3	.216
	Modesto	0-0	4.91	1	1	0	0	0	3.2	2	2	2	0	0	5	6	0	0	.154
2016	High Falls	1-1	1.80	2	2	0	0	0	10.0	6	3	2	0	0	2	11	3	0	.167
	Albuquerque	1	2.12	3	3	0	0	0	17.0	15	4	4	1	0	6	13	2	1	.238
2017	COLORADO	5-6	3.54	19	19	0	0	0	141.1	119	50	45	12	3	28	99	4	3	.272
	Albuquerque	0-2	4.38	4	2	0	0	0	12.1	14	6	6	0	0	4	13	0	0	.304
2018	COLORADO	6-6	4.81	17	15	0	0	0	86.0	88	48	46	16	2	26	81	6	2	.269
	COLORADO	7-9	4.55	32	32	0	0	0	176.0	165	94	89	30	3	59	164	9	2	.248
2019	COLORADO	0-3	11.76	5	5	0	0	0	20.2	33	27	27	8	0	11	23	0	1	.363
2020	SAN FRANCISCO	4-3	4.37	13	11	1	0	0	59.2	58	32	29	5	4	25	41	1	0	.256
2021	PITTSBURGH	5-8	4.35	18	18	0	0	0	103.1	99	52	50	16	1	25	86	0	0	.251
	SEATTLE	2-3	4.81	13	13	0	0	0	63.2	71	35	34	11	0	13	48	1	1	.280
Major League - 6 years		29-38	4.62	117	113	1	0	0	623.2	633	338	320	98	13	187	542	21	9	.264
Minor League - 5 years		25-14	2.45	69	67	2	1	0	371.1	301	135	101	19	9	112	306	23	5	.223

Career Postseason Pitching Record

Year	Team	W-L	ERA	G	GS	CG	SHO	SV	IP	H	R	ER	HR	HB	BB	SO	WP	BK
2017	NLWC: COL vs. ARI	0-0	18.00	1	0	0	0	0	1.0	2	2	2	1	0	0	1	0	0
2018	NLDS: COL vs. MIL	0-1	1.50	1	1	0	0	0	6.0	4	1	1	0	0	2	5	0	0
Postseason Totals		0-1	3.86	2	1	0	0	0	7.0	6	3	3	1	0	2	6	0	0
WC Totals		0-0	18.00	1	0	0	0	0	1.0	2	2	2	1	0	0	1	0	0
LDS Totals		0-1	1.50	1	1	0	0	0	6.0	4	1	1	0	0	2	5	0	0

Career Single-Game Bests

Low-Hit Complete Game:	3, August 3, 2020 vs. ARI	Most Strikeouts:	4, May 9, 2021 at CHC
Most Innings Pitched Starter:	9.0, August 3, 2020 vs. ARI	Most Walks:	8, August 26, 2015 at CLE
Most Innings Pitched Reliever:	3.2, July 29, 2020 vs. SD	Longest Winning Streak:	4 games, July 9-August 3, 2016
Most Earned Runs Allowed:	9, (3x), last, September 25, 2021 at LAA	Longest Losing Streak:	10 games, August 4, 2019 - July 24, 2020

Career Fielding Record

Position	PCT	G	PO	A	E	TC	DP
Pitcher	.931	117	25	97	9	131	10

Career Transactions

- June 5, 2008: Drafted by the Minnesota Twins in the 50th round of the 2008 amateur draft, but did not sign.
- June 6, 2011: Drafted by the Colorado Rockies in the 1st round (20th pick) of the 2011 amateur draft. Player signed August 15, 2011.
- October 30, 2019: Selected off waivers by the San Francisco Giants from the Colorado Rockies.
- December 3, 2019: Signed as a Free Agent with the San Francisco Giants.
- February 17, 2021: Signed as a Free Agent with the Pittsburgh Pirates.
- July 28, 2021: Traded by the Pittsburgh Pirates to the Seattle Mariners for Carter Bins (minors) and Joaquin Tejada (minors).
- March 18, 2022: Signed as a Free Agent with the Los Angeles Dodgers.

Injured List

- June 4 - 22, 2017 (left knee inflammation)
- June 26 - September 10, 2017 (left knee inflammation)
- May 22 - October 30, 2019 (left knee chondral defect)



Austin BARNES

C/IF | 15

@austin.barnes5

Bats: Right **Throws:** Right

Height: 5-10 **Weight:** 190

Opening Day Age: 32

Born: December 28, 1989 in Fullerton, CA

Resides: Riverside, CA

Acquired: Trade with Miami Marlins on November 11, 2014

ML Service: 5.098

MLB Debut: May 24, 2015

Career Highlights

- * Versatile catcher/infielder and Riverside native enters his 11th professional season and eighth with the Dodgers
- * Has appeared in 424 Major League games, posting a .227/.335/.354 slashline with 144 runs, 46 doubles, three triples, 24 home runs and 112 RBI
- * Has spent the majority of his big league career at catcher (280 games), but has also appeared at second base (56 games) and third base (three games)...among active NL catchers (min. 2000 INN), his .993 career fielding percentage (18 E/2024.1 INN) ranks 16th
- * Hit a home run in the Dodgers' 6-2 Game 3 win over the Rays in the 2020 World Series...it was just his second career postseason homerun and his ninth and tenth career postseason RBI
- * Made his MLB debut on May 24, 2015 vs. San Diego and collected his first big league hit that day with a single in the eighth inning off Dale Thayer
- * Belted his first Major League home run on April 15, 2017 against Arizona with a solo shot off Patrick Corbin that hit the left field foul pole in the second inning
- * Over seven minor league seasons with the Marlins (2011-14) and Dodgers (2015-16, 19) organizations, he has hit .298 with 52 homers and 285 RBI in 610 minor league games...in 2015, was selected to the All-Pacific Coast League team and as a midseason PCL All-Star, while also earning Baseball America Triple-A All-Star honors...from 2012-2014, he was selected as an MLB.com Marlins Organization All-Star...was a Single-A Florida State League All-Star in 2013 and 2014...in 2012, earned South Atlantic League mid-season and post-season All-Star honors
- * Selected by the Marlins in the ninth round of the 2011 First-Year Player Draft out of Arizona State University

Year-By-Year

2021

- * Posted a .215/.299/.345 slashline, recording 43 hits during the year, including eight doubles, six home runs, and 23 RBI...matched his 2019 totals in both runs and hits
 - * Appeared in 77 games this season...starting 52 games at catcher, seven games at second base, and one at designated hitter...committed just seven errors all season for a .911 fielding percentage
 - * Slugged two pinch-hit home runs, a three run bomb on May 28 against the Giants to tie up the game and a solo home run versus the Padres on June 22
 - * Threw out a career-high ten base runners over 46 chances
 - * Was even keeled at both home and away games, compiling a .221/.295/.268 and .210/.303/.324 slashline respectively
- Produced high numbers in bases loaded scenarios, notching three hits for five RBI leading to a .300 average...the righty earned a .268 batting average in May, lacing 11 hits over 41 at-bats for nine RBI...was his highest average of the season over the course of one month...garnered his best numbers when batting 5th through 7th in the lineup, collecting 11 hits across 28 at-bats for a .475 average...failed to record a hit in his three postseason at-bats

2020

* Played in 29 games, starting in 27 all at catcher...appeared in 10 postseason games, including five of six World Series games

* Recorded at least two hits in each playoff series, batting a combined .320 (8-for-25) with one homer and three RBI...hit his second postseason homer and first World Series homer in Game 3 against right-hander John Curtiss

* Hit .244/.353/.314 in 104 plate appearances, collecting three doubles and one homerun...batted .370 (10-for-27) in seventh inning or later compared to .200 (11-for-55) in innings 1 through 6...finished third among Major League catchers and second in the NL with a trio of stolen bases

2019

* Appeared in 75 Major League games, posting a .203/.293/.340 slashline with 12 doubles, a triple, five homers and 25 RBI

* Logged 524.2 innings behind the dish with a .990 fielding percentage (6 E/524.2 INN) across 64 games (61 GS)...made one start at second

Matched a single-game career high after collected three hits on Opening Day...later repeated the effort on June 20 vs. San Francisco...collected a season-high three RBI on April 26 against Pittsburgh, went 2-for-4 with a double and home run...finished April with seven RBI to mark his highest RBI total for a calendar month...ranked 11th among NL catchers in the category...collected a hit in four consecutive games from May 17-24, went 7-for-15 (.467) with a pair of doubles, three RBI and three multi-hit efforts during the span...reached base in 11 of 15 games during May and slashed .273/.385/.432 with four doubles, a homer, five RBI and a stolen base...played 25 games between Triple-A Oklahoma City (23 games) and Advanced-A Rancho Cucamonga (two games)...slashed a combined .272/.382/.533 with six doubles, six homers and 18 RBI...collected all 12 extra-base hits with Oklahoma City...placed on the 10-day injured list on May 27 with a left groin strain...made a rehab appearance with the Rancho Cucamonga Quakes on June 4 before being reinstated on June 6...optioned to Oklahoma City on July 25 and recalled on Aug. 24 for a three-day stint...sent back to Triple-A on Aug. 27 before spending the balance of September on the expanded roster

2018

* Completed his second full Major League season where he hit .205 with five doubles, four home runs and 14 RBI in 100 games

* Appeared in 61 games at catcher along with 19 at second base and one at third...recorded a .998 fielding percentage (1 E/434.2 INN) in 61 games at catcher...among catchers (min. 60 games), his .998 fielding percentage ranked seventh in the NL

* Appeared in 10 postseason games, including all five World Series contests

Finished the month of September with a .240 batting average, three homers and six RBI...his three homers in the month was a career-high for long balls in any given month...hit .246 (28-for-114) with all four of his homers and 11 of his 14 RBI against left-handers

2017

* In his first full Major League season, he hit .289 with 15 doubles, two triples, eight home runs, 38 RBI and four stolen bases in 102 games...posted a .408 on-base percentage, as he drew 39 walks against striking out just 43 times

* Finished 10th in the Majors (min. 100 AB) with a .321 (35-for-109) average against right-handed pitchers...his .290 average (9-for-31) as a pinch-hitter, was tied for 10th best in the big leagues

* Appeared in 55 games (49 starts) at catcher, while also playing 21 games (four starts) at second base and one game at third base...posted a .994 fielding percentage at catcher, recording just three errors in 438.1 innings...his 3.74 catcher ERA ranked eighth best in the Majors (min. 400 INN)

Belted his first big league home run on April 15, a solo shot off Patrick Corbin that hit the left field foul pole in the second inning...hit .320 with runners on-base, while batting .328 with runners in scoring position...recorded his first career multi-homer game on June 30 at SD with his first career grand slam in the first inning and a three-run shot in the sixth...collected a career-high seven RBI and according to Elias Sports Bureau, he became the first Dodger catcher to hit a grand slam and a three-run homer in the same game...appeared in all 15 postseason games (13 starts), hitting .217 with two doubles, one home run and five RBI...had reached base safely in his first four plate appearances to begin the postseason and according to Stats LLC., he became the first Dodger to reach in four straight plate appearances to begin a postseason since Sandy Amoros in the 1955 World Series (five straight)

2016

* Spent the majority of the season with Triple-A Oklahoma City, but went 5-for-32 with a double and two RBI in 21 games in four stints with the Dodgers...made his first-career Opening Day roster

Made seven starts, five at catcher and two at second base...overall, appeared in nine games at catcher, seven at second base and one at third base...selected to the Dodgers' NLDS roster vs. Washington and appeared in two games off the bench in the series...at Triple-A, hit .295 with 22 doubles, five triples, six homers and 39 RBI in 85 games...posted a .380 on-base percentage, which would have ranked eighth in the Pacific Coast League if he had at-bats to qualify...batted .385 (30-for-78) with runners in scoring position...stole 18 bases, while only being caught three times...with OKC, appeared in 63 games (62 starts) at catcher and 15 games (13 starts) at second base

2015

* Saw his first big league action, going 6-for-29 (.207) with two doubles and an RBI along with a .361 on-base percentage in 20

games with Los Angeles

In the Majors, saw action at catcher (11 games, seven starts), third base (one game) and second base (one start) for Los Angeles...became the first Dodger to play catcher, third base and second base in the same season since Trent Hubbard in 1998-99, and the first to play catcher and second base in the same season since Derrel Thomas in 1980...made his MLB debut on May 24 vs. the Padres, collecting his first big league hit on that day with a single in the bottom of the eighth inning off of Dale Thayer...appeared in 81 games for Triple-A Oklahoma City and batted a team-best .315 with nine home runs and 42 RBI...posted a .389 on-base percentage...honored as a post-season All-Pacific Coast League team and a midseason Pacific Coast League All-Star...also selected by Baseball America as a Triple-A All-Star

2014

* Posted career-highs in runs (80), home runs (13), walks (69) and stolen bases (11) while splitting time between Single-A Jupiter and Double-A Jacksonville

Was named a Florida State League mid-season All-Star, hitting .317 (57-for-180) with 11 doubles, one home run, and 14 RBI with Jupiter before being promoted to Jacksonville on June 1...acquired by the Dodgers on Dec. 10 along with Kike Hernandez, Chris Hatcher and Andrew Heaney in exchange for infielder Dee Gordon, right-handed pitcher Dan Haren, infielder Miguel Rojas and cash considerations

2013

* Earned Florida State League mid-season All-Star honors and spent majority of campaign with Single-A Jupiter, batting .260 (91-for-350) with 15 doubles, one triple, four home runs and 38 RBI in 98 games

Promoted to Jacksonville on August 6 and in 19 games with Suns, posting .339 average (21-for-62) with two doubles, two triples, one home run and seven RBI...made 11 appearances as catcher, four at second base and four as designated hitter

2012

* Led the Single-A South Atlantic League in hits (152) and Greensboro in total bases (230), earning league mid-season and post-season All-Star honors

2011

* Started his professional career with short-season Jamestown, appearing in 31 games at catcher, 15 games as the designated hitter and 12 games at second base

Austin Scott Barnes...resides in Riverside, CA with his wife Nicole and son Royce...2008 graduate of Riverside Poly High School (CA), where he earned four varsity letters in baseball and was a team captain in his senior season...was a three-time All-County and two-time All-League honoree and named first-team All-CIF (California Interscholastic Federation) and All-State in 2007 as a junior...also named team and league MVP as a junior... attended Arizona State University, where he earned First-Team All-Pac-10 honors following his junior season (2011), as well as garnering Honorable Mention All-Pac-10 honors after sophomore campaign (2010)...uncle is former Major Leaguer, Mike Gallego...selected by the Marlins in the ninth round of the 2011 First-Year Player Draft.

PERSONAL

Career Batting Record

Year	Team	AVG	G	AB	R	H	2B	3B	HR	RBI	SH	SF	HP	BB	SO	SB	CS	OBP	SLG	E
2011	Jamestown	.288	57	219	33	63	13	0	1	19	1	1	4	25	22	6	1	.369	.361	5
2012	Greensboro	.318	123	478	76	152	36	3	12	65	17	3	9	59	61	9	2	.401	.481	14
2013	Jupiter	.260	98	350	42	91	15	1	4	38	0	5	10	52	59	5	2	.367	.343	6
	Jacksonville	.339	19	62	10	21	2	2	1	7	0	0	0	12	10	0	0	.446	.484	0
2014	Jupiter	.317	44	180	24	57	11	2	1	14	0	0	1	19	25	3	3	.385	.417	4
	Jacksonville	.296	78	284	56	84	20	2	12	43	3	5	6	50	36	8	0	.406	.507	13
2015	LOS ANGELES	.207	20	29	4	6	2	0	0	1	1	0	1	6	6	1	0	.361	.276	0
	Oklahoma City	.315	81	292	40	92	17	2	9	42	1	4	3	35	36	12	2	.389	.479	7
2016	LOS ANGELES	.156	21	32	3	5	1	0	0	2	0	0	0	5	9	0	0	.270	.188	0
	Oklahoma City	.295	85	336	59	99	22	5	6	39	1	1	4	43	53	18	3	.380	.443	10
2017	LOS ANGELES	.289	102	218	35	63	15	2	8	38	0	0	5	39	43	4	1	.408	.486	4
2018	LOS ANGELES	.205	100	200	32	41	5	0	4	14	1	0	6	31	67	4	3	.329	.290	2
2019	LOS ANGELES	.203	75	212	28	43	12	1	5	25	0	2	5	23	56	3	0	.293	.340	6
	Oklahoma City	.264	23	87	19	23	6	0	6	17	0	1	2	14	20	1	1	.375	.540	5
	Pancho Cucamonga	.400	12	5	1	2	0	0	0	1	0	0	0	1	0	0	0	.500	.500	0
2020	LOS ANGELES	.244	29	86	14	21	3	0	1	9	2	1	2	13	24	3	0	.353	.314	2
	LOS ANGELES	.215	77	200	28	43	8	0	6	23	1	0	4	20	56	1	0	.299	.345	7
Major League- 7 years		.227	424	977	144	222	46	3	24	112	5	3	23	137	261	16	4	.335	.354	21
Dodger Totals- 7 years		.227	424	977	144	222	46	3	24	112	5	3	23	137	261	16	4	.335	.354	21
Minor League- 7 years		.298	610	2293	360	684	142	17	52	285	23	20	39	310	323	62	14	.388	.443	64

Career Postseason Batting Record

Year	Team	AVG	G	AB	R	H	2B	3B	HR	RBI	SH	SF	HP	BB	SO	SB	CS	OBP	SLG
2016	NLDS: LAD vs. WSH	.000	2	1	1	0	0	0	0	0	0	0	0	0	1	0	0	.000	.000
2017	NLDS: LAD vs. ARI	.500	3	8	4	4	1	0	1	3	0	0	0	1	2	1	0	.556	1.000
	NLCS: LAD vs. CHC	.133	5	15	2	2	0	0	0	0	0	0	0	3	3	0	0	.278	.133
	WS: LAD vs. HOU	.174	7	23	2	4	1	0	0	2	0	1	1	0	5	0	0	.200	.217
2018	NLCS: LAD vs. MIL	.111	5	18	0	2	0	0	0	2	0	0	0	2	9	0	0	.200	.111
	WS: LAD vs. BOS	.000	5	11	0	0	0	0	0	0	0	0	0	0	5	0	0	.083	.000
2020	NLWC: LAD vs. MIL	.667	1	3	1	2	0	0	0	1	0	0	0	0	0	0	0	.667	.667
	NLDS: LAD vs. SD	1.000	1	2	1	2	0	0	0	0	0	0	0	1	0	0	0	1.000	1.000
	NLCS: LAD vs. ATL	.286	3	7	0	2	0	0	0	0	0	0	0	0	2	0	0	.286	.286
	WS: LAD vs. TB	.154	5	13	2	2	0	0	1	2	1	0	0	2	3	0	1	.267	.385
2021	NLDS: LAD vs. SF	.000	1	1	0	0	0	0	0	0	0	0	0	0	1	0	0	.000	.000
	NLCS: LAD vs. ATL	.000	2	1	0	0	0	0	0	0	0	0	0	0	1	0	0	.000	.000
Postseason Totals		.194	40	103	13	20	2	0	2	10	2	1	1	10	32	1	1	.270	.272
LWC Totals		.667	1	3	1	2	0	0	0	1	0	0	0	0	0	0	0	.667	.667
LDS Totals		.500	7	12	6	6	1	0	1	3	0	0	0	2	4	1	0	.571	.833
LCS Totals		.146	15	41	2	6	0	0	0	0	1	0	0	5	15	0	0	.239	.146
WS Totals		.128	17	47	4	6	1	0	1	4	1	1	1	3	13	0	1	.192	.213

Career Single-Game Bests

Most Hits:	3, Sept. 27, 2017 vs. SD	Most Stolen Bases:	2, June 22, 2017 vs. NYM
Most RBI:	7, June 30, 2017 at SD	Most Walks:	3 (4x), June 10, 2021 at PIT
Most Home Runs:	2, June 30, 2017 at SD	Longest Hitting Streak:	7 games, Aug. 15-27, 2017
Most Runs Scored:	2 (22x), last: Sept. 18, 2020 at COL	Grand Slams:	1, June 30, 2017 at SD (Richard)

Career Fielding Record

Position	PCT	G	PO	A	E	TC	DP
Catcher	.983	280	2393	70	18	2481	11
Second Base	.964	56	29	51	3	83	12
Third Base	---	3	0	0	0	0	0

Career Catching Record

G	INN	CCS	SB	CS%	PB	CPKO	CERA
280	2204.1	33	121	210%	10	1	3.53

Career Transactions

- June 7, 2011: Drafted by the Florida Marlins in the 9th round of the 2011 amateur draft. Player signed June 22, 2011.
- December 11, 2014: Traded by the Miami Marlins with Chris Hatcher, Andrew Heaney and Enrique Hernandez to the Los Angeles Dodgers for Dee Gordon, Dan Haren, Miguel Rojas and cash.

Injured List

- May 27 - June 6, 2019 (left groin strain)



Trevor
BAUER

RHP | 27

@baueroutage

Bats: Right **Throws:** Right

Height: 6-1 **Weight:** 205

Opening Day Age: 31

Born: January 17, 1991 in North Hollywood, CA

Resides: Valencia, CA

Acquired: Signed as a free agent on February 12, 2021

ML Service: 8.158

MLB Debut: June 28, 2012



Career Summary

* Southern California native looks to his 11th professional season and second in Dodger Blue owning a career 83-69 record in 222 Major League games with a 3.79 ERA (547 ER/1297.2 IP) and 1416 strikeouts

* In 2020 became the first pitcher in Reds history to win the National League's Cy Young Award in voting of the national chapter of the Baseball Writers' Association of America...finished 10th in the MVP voting

* Was voted by his peers the 2020 Players Choice Award for Outstanding Pitcher in the National League...was named to Baseball America's 2020 All-MLB first team and the 2020 All-MLB Team

* In 2020 became the first player since RHP Johnny Cueto in 2014 to receive in the same season the Ernie Lombardi Award as the Reds' Most Valuable Player and the Johnny Vander Meer Award as the team's Outstanding Pitcher in voting of the Cincinnati chapter of the BBWAA

* While pitching for the Guardians in 2018 was an American League All-Star and finished sixth in the BBWAA's Cy Young Award voting

* Was the National League's Player of the Month for September 2020...was the American League's Player of the Week for June 10-16, 2019

* Since the beginning of the 2018 season, among all Major League pitchers ranks sixth in strikeouts (711), 19th in ERA (3.18) and 18th in innings pitched (569.0)

* While with the Indians in 2017 (17 wins, 196 strikeouts), teamed with Corey Kluber (18 wins, 265 strikeouts) and Carlos Carrasco (18 wins, 226 strikeouts) to become the first trio in Major League history with at least 17 wins and 190 strikeouts each

* In 2012 was the Diamondbacks' Minor League Player of the Year, a Baseball America Minor League All-Star, an MiLB.com Organizational All-Star and an Arizona Fall League All-Star Futures Game selection

* Was selected by the Diamondbacks in the first round (3rd overall) of the June 2011 first-year player draft, while UCLA teammate RHP Gerrit Cole was taken first (Pirates)...was the first time a college baseball program had two players selected within the first 3 picks of the same draft since 1978, when Arizona State's Bob Horner (Braves) and Hubie Brooks (Mets) were taken first and third, respectively

Year-By-Year

2021

* Started 17 games in his first season as a Dodger, going 8-5 with a 2.59 ERA (31 ER/107.2 IP)...was put on the restricted list on July 2 and did not return for the rest of the season

* Struck out 137 batters and walked just 37...garnered a 1.00 WHIP and limited the opposition to a .182 average

* Pitched a complete game on April 29 at Milwaukee, allowing just two earned runs on four hits with six strikeouts and two walks...had two complete games in 2020 (8/2 at DET and 8/19 at KC)

* Notched five 10+ strikeout games, including in his Dodger debut on April 2 at Colorado

* Tallied 14 quality starts in 17 games started...registered a 11.45 strikeout-per-nine mark

Pitched incredibly well at Dodger Stadium, garnering a 5-1 record over six starts with 49 strikeouts against just six walks...was successful in night games, striking out 104 batters and walking just 29 in 13 games for a 8-3 record... limited right-handed batters to a .146 average while keeping left-handed batters to a .220 average with 12 home runs...when ahead in the count, kept the opposition to a .118 average over 26.0 innings

2020

- * Became the first Reds pitcher to win the National League Cy Young Award.
- * Was voted by his peers the Players Choice Award for Outstanding Pitcher in the National League.
- * In voting of the Cincinnati chapter of the BBWAA, became the first player since RHP Johnny Cueto in 2014 to receive in the same season the Ernie Lombardi Award as the Reds' Most Valuable Player and the Johnny Vander Meer Award as the team's Outstanding Pitcher.
- * Was named to Baseball America's All-MLB first team and the All-MLB first team.
- * Led the National League in ERA (1.73), WHIP (0.79), opponents' batting average (.159), fewest hits per 9 innings (5.06), shutouts (2) and complete games (2, tied) while ranking second in strikeouts (100, Jacob deGrom 104) and strikeouts per 9 innings (12.33, deGrom 13.77).
- * Is the fifth Reds pitcher to lead the National League in ERA and the first since Ed Heusser in 1944 (2.38).
- * Is the 11th Reds pitcher to earn at least a share of the NL lead in complete games and the first since Aaron Harang in 2006 (6).
- * Is the 14th Reds pitcher to earn at least a share of the NL lead in shutouts and the first since Tom Seaver shared the lead in 1979 (5).
- * Was the National League's Pitcher of the Month for September (5GS, 2-2, 1.29, 35.0 IP, 46K)...led the NL in ERA and finished just 2 strikeouts behind leader Aaron Nola of the Phillies...was his first monthly award...was the first Red to be named Pitcher of the Month since Luis Castillo in March/April 2019 and the first Reds pitcher to win the award in September since Denny Neagle in 1999.
- * Established modern club records for strikeouts through the first 3 (32), 4 (41), 5 (49), 6 (54), 7 (61), 8 (71), 9 (83), 10 (88) and 11 starts (100) of a season...his 100 strikeouts through 11 starts also is a modern franchise record for strikeouts through the first 12 starts of a season.
- * In his 5 scheduled 7-inning starts went 2-2, 1.42 (31.2 IP, 5 ER) with 2 shutouts, including a 2-hitter in 4-0 win on 8/2 at Det and a 1-hitter in the 5-0 win on 8/19 at KC...in the 1-hitter at Kauffman Stadium allowed only Adalberto Mondesi's single with 2 outs in the fifth inning.
- * In his first 4 starts of the season allowed just 8 hits while recording 41 strikeouts...according to @EliasSports, became only the fourth pitcher since 1900, within a single season, to record at least 40 strikeouts while allowing fewer than 10 hits in any span of 4 starts...he joined LHP Randy Johnson (May/June 1997), LHP Johan Santana (July 2004) and RHP Patrick Corbin (April 2018).
- * Of his 17 runs allowed during the regular season, 10 scored on home runs (8 solo, Justin Smoak 2-run)...Tim Anderson's fifth-inning homer on 9/9 vs CWS is the only HR Bauer has allowed to a righthanded batter since 9/22/19 (NYM's J.D. Davis).
- * Didn't pitch for 11 days between his 8-3 win on 8/7 at Mil and his 5-0 shutout on 8/19 at KC...was scheduled to pitch on 8/15 vs Pit, but that game was postponed to allow for additional testing and to complete the contact tracing process following a positive test for COVID-19 by a Reds player.
- * In a 6-1 win on 9/23 vs MIL made his only start of the season on 3 days' rest (8 IP, 4 H, 1 ER, 1 BB, 12 K)...that victory gave the Reds a 1.0-game lead in the Wild Card race with 3 games remaining...with a 7-2 win at MIN in their next game, 2 days later, they clinched their first Postseason berth since 2013.

2019

- * At the July 31 deadline was acquired from CLE as part of a 3-team trade in which the Indians received from the Reds OF Yasiel Puig and LHP Scott Moss and from the Padres OF Franmil Reyes, LHP Logan Allen and IF Victor Nova, while SD received from the Reds OF Taylor Trammell.
- * Ranked among the Major League leaders in batters faced (911, 1st), starts (T-1st), innings pitched (3rd) and strikeouts (5th), all career highs...was 1 of only 7 pitchers to make 34 starts.
- * Recorded at least 200 strikeouts for the second straight season and at least 30 starts for third time in 5 years.
- * Was named the American League's Player of the Week following his complete game in an 8-0 Indians win on 6/16 at Det (4 H, 0 BB, 8 K)...was his first career shutout.
- * Became the first pitcher to start for both Ohio teams in the same season since Rick Krivda did it in 1998.
- * In his 5-2 win on 8/9 vs Cubs, in his second start for the Reds and his Great American Ball Park home debut, recorded 11 strikeouts.
- * On 8/19 and 8/20 vs SD, Bauer (11) and Sonny Gray (10) became the first Reds pitchers to record at least 10 strikeouts in consecutive starts since Gary Nolan (10) and Jim Maloney (10) did it on 9/20 and 9/21, 1968 at HOU... since 1900, Reds pitchers never have recorded at least 10 strikeouts in 3 consecutive starts.
- * On 9/4 vs Phi made his third career regular season start on short rest...was the victim of a blown save in the 8-5 win (5 IP, 6 H, 4 ER, 2 BB, 6 K, 2 HR...went 4.0 innings (84 pitches) in his previous start, a 10-6 loss on 8/31/day at StL.

2018

Was an American League All-Star and finished sixth in the BBWAA's Cy Young Award voting...ranked among the American League leaders in ERA (2nd, 2.21), opponents' SLG (.302, 2nd), strikeouts per 9 innings (11.3, 3rd), opponents' BA (.208, 4th), quality starts (20, 4th), opponents' OBP (.280, 5th), 10-strikeout games (10, 5th) and strikeouts (T6th)...his 2.21 ERA was the lowest by an Indians pitcher in 46 years, dating back to Gaylord Perry's 1.92 ERA during his Cy Young season of 1972, was the third-best of any pitcher in the Major Leagues in 2018 (Jacob deGrom 1.70, Blake Snell 1.89) and ranked sixth-best of any AL pitcher since 2000...his 2.21 ERA was the sixth-lowest single-season mark by a qualifying Indians pitcher since 1919 and the second-lowest ERA by a Tribe hurler since the pitching mound was lowered to its current height in 1969...was named to the All-Star team after starting the season 8-6, 2.24 in 20 starts...in 13 starts from 6/8-8/11 went 8-2, 1.74...in the last start of that streak, on 8/11 at WSox, suffered a stress fracture in his right fibula after he was struck by a Jose Abreu line drive...was disabled for the first time in his career...went 12-6, 2.22 in 25 starts prior to the injury and 0-0, 1.93 in 3 starts after he returned...on the final day of the season, in a 2-1 win on 9/30 at KC, threw 4.0 scoreless innings for his only professional save...recorded his 200th strikeout on 8/6 vs Min in his 156th inning, the second-fastest to that milestone by any pitcher in franchise history (Corey Kluber, 2017, 147ip)...threw at least 100 pitches in each of his first 25 starts, the longest streak of his career and the longest by an Indians pitcher since accurate pitch count data has been tracked beginning in 1988...from 6/8-7/0 went 4-2, 1.40 over 7 consecutive quality starts in which he recorded at least 8 strikeouts without allowing a home run, the second-longest such streak in the live ball ERA (1920-) behind Pedro Martinez' 8 straight starts in 2002...from 5/27-6/13 recorded at least 11 strikeouts over 4 straight starts to become only the third Indians pitcher with 4 consecutive double-digit strikeout games, joining Corey Kluber (2 streaks of 5 starts in 2017) and Bob Feller (4 starts in 1938-1939).

2017

With a career-high 17 wins teamed with Corey Kluber (18) and Carlos Carrasco (18) to become the first Indians trio with at least 17 victories each since 1956, the first Major League trio to do it since the 2003 Yankees and the only trio in Major League history with at least 17 wins and 190 strikeouts each...ranked among the American League leaders in wins (T4th), strikeouts per 9 innings (10.0, 6th) and strikeouts (196, 7th)...in his last 14 apps and 13 starts of the season beginning 7/21 went 10-1, 2.60...his 10 second-half wins tied for second-most in the AL, and his 2.42 ERA beginning 7/27 was third-lowest in the league... Roberto Pérez caught all 31 of his starts.

2016

Finished second on the Tribe's staff in starts, innings pitched and strikeouts...in the Postseason went 0-2, 5.27 in 4 starts and 1 relief appearance...prior to Game 1 of the American League Championship Series vs the Blue Jays suffered a lacerated right pinky finger that 3 days later forced him from his Game 3 start after recording just 2 outs...made 2 starts in the World Series vs the Cubs but appeared in relief in Game 7 and recorded the last 2 outs of the top of the 10th inning of that 8-7 loss to the Cubs...began the season in the bullpen when Cody Anderson and Josh Tomlin were named the club's fourth and fifth starters out of spring training...made his first 6 apps in relief (1-0, 4.76) before he moved into the rotation on 4/30, when Carlos Carrasco was placed on the disabled list with a hamstring injury...made 28 of his last 29 apps in the rotation.

2015

Led the American League in walks (79) but ranked seventh in strikeouts per 9 innings (8.69) and 12th in strikeouts (170)...was the first Indians pitcher to lead the league in walks since Sam McDowell in 1971...threw 6.0 hitless innings in his season debut, on 4/9 at Hou, and recorded 11 strikeouts...in his next start, on 4/16 at WSox, had his hitless streak snapped at 9 innings and his scoreless streak snapped at 11.0 innings...his 9-inning hitless streak was the longest to start a season by an Indians pitcher since Bob Feller in 1940 (9ip) and the longest to start a season by an American League pitcher since Tor's Shaun Marcum began the 2007 season with 10 hitless innings... Bauer faced 34 batters before allowing a hit, the most by any starter since Bos' Hideo Nomo faced 37 without allowing a hit in 2001.

2014

Recorded 8.41 strikeouts per 9 innings, the third-best ratio by any rookie pitcher in Indians history with a minimum of 150 innings (Herb Score, 9.70 in 1955 & CC Sabathia, 8.50 in 2001)...made 26 starts for the Tribe after entering the season with 8 career starts total...finished second on the Indians' staff in innings pitched (153.0)...among American League rookie pitchers ranked fourth in starts and strikeouts (T4th, 143), fifth in innings pitched (153.0) and 11th in ERA (4.18)...won the Indians' last game prior to the All-Star break and their first game of the second half...became the fourth Indians pitcher to start consecutive team victories and the first to do it since Bert Blyleven in 1981.

2013

All 4 of his starts for the Indians were 1-day stints with the club...made his first start in a 6-0 loss at TB on 4/6, when Scott Kazmir was disabled...made 2 other starts during doubleheaders...entered the season as the organization's top prospect according to Baseball America, was rated the 17th-best overall prospect by MLB.com and 25th by ESPN.

2012

Made 4 starts in his Major League debut...was the Diamondbacks' Minor League Player of the Year and was selected to play in the prestigious Arizona Fall League's All-Star Futures Game...with a start on 6/28 at Atl became the first player from the 2011 June first-year player draft to reach the Major Leagues...earned his first career win in his third start, on 7/8 vs LAD (7-1 win)...finished the season rated by MLB.com the Diamondbacks' No. 1 Prospect, the minor leagues' No. 5 overall, and by Baseball America the best pitching prospect in the Pacific Coast League.

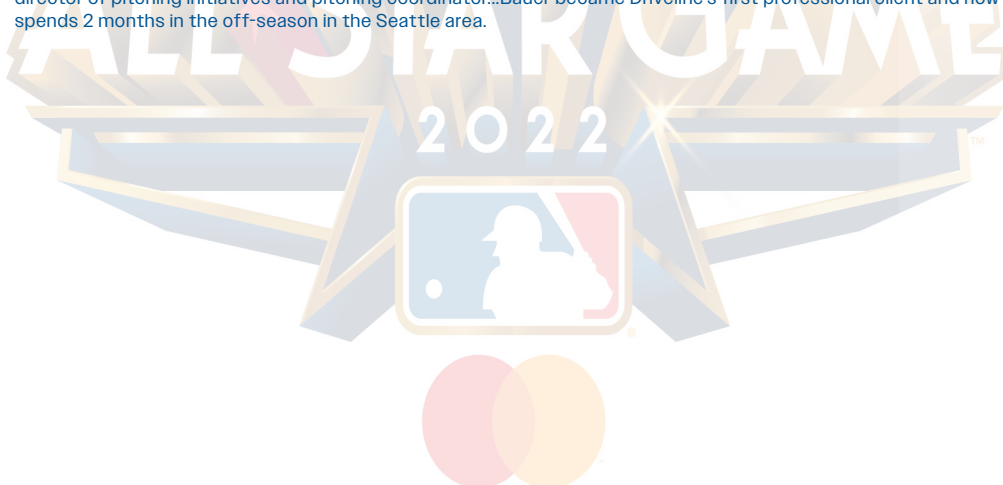
2011

Entered his first professional season rated by Baseball America the No. 1 prospect in the Diamondbacks'

organization...helped Class AA Mobile to the Southern League championship by winning the clinching game vs Tennessee...average 15.1 strikeouts per 9 innings...in his final start of the regular season for Mobile allowed 10 earned runs in 1.2 innings, raising his season ERA from 2.63 to season-ending 7.56.

PERSONAL

Graduated from Hart High School in Santa Clarita, CA, the same high school that produced Major Leaguers James Shields, Kevin Millar, Bob Walk and Todd Zeile...as a junior at HHS went 12-0, 0.79 to earn first-team All-CIF Southern Section Division I and All-Southern Selection honors from the California Baseball Coaches Association (CBCA)...also was named to the Los Angeles Times' high school All-Star team...attended UCLA, where in 3 seasons he went 38-4, 2.36 and each year was named to the All-Pac-10 team...was the first pitcher in UCLA history to win at least 10 games in more than one season...finished his career ranked among the school's all-time career leaders in wins (1st), innings pitched (1st), strikeouts (1st), complete games (2nd, 15) and ERA (8th)...as a junior in 2011 went 13-2, 1.25 with 203 strikeouts in 16 starts...that season established single-season team and Pac-10 records for strikeouts while leading all collegiate pitchers in complete games (10) and strikeouts...following that 2011 campaign earned the prestigious Golden Spikes Award and was named the National Player of the Year by Baseball America, Collegiate Baseball, College Baseball Foundation and Perfect Game USA...also was named 2011 Pac-10 Pitcher of the Year and was a finalist for that year's Dick Howser Trophy, awarded to the top NCAA Division I player...as a sophomore in 2010 went 12-3, 3.02 in 18 starts, became the first Bruins pitcher to lead the nation in strikeouts (165 in 131.1ip) and received second-team All-America recognition from Baseball America and Collegiate Baseball...in 2009 was named Freshman Pitcher of the Year by Louisville Slugger and first-team Freshman All-America by Collegiate Baseball and several other publications after finishing 9-3, 2.99 with 2 saves in 10 starts and 10 relief apps...was Pac-10 Freshman of the Year...established a school record for wins by a freshman...in 2009 played for the Team USA national collegiate team...in 2015 was nominated for the Bob Feller Award after teaming with and designing a t-shirt for Athletes Brand to benefit the Lone Survivor Foundation, which spreads awareness and raises money for soldiers returning from active duty...in August 2016 funded and hosted Cleveland Indians Career Day for students from Max Hayes High School who were interested in technology and robotics...in 2017, together with Carlos Carrasco created special t-shirts featuring their unique baseball artwork that benefited hurricane relief efforts in Texas and Puerto Rico...started production company Momentum Films LLC to raise the profile and brand of other small-market MLB players and to promote baseball as a sport for youths, giving the opportunity for current players to humanize themselves while allowing fans unique access points...in 2019 received a PG Sports Social Media Award as baseball's Athlete of the Year...early in his professional career trained at the Texas Baseball Ranch and at a seminar there first met Driveline Baseball's Kyle Boddy, currently the Reds' director of pitching initiatives and pitching coordinator...Bauer became Driveline's first professional client and now spends 2 months in the off-season in the Seattle area.



Career Pitching Record

Year	Team	W-L	ERA	G	GS	CG	SHO	SV	IP	H	R	ER	HR	HB	BB	SO	WP	BK	AVG
2011	Visalia	0-1	3.00	3	3	0	0	0	9.0	7	3	3	1	0	4	17	1	0	.200
	Mobile	1-1	7.56	4	4	0	0	0	16.2	20	14	14	2	2	8	26	5	0	.286
2012	Mobile	7-1	1.68	8	8	0	0	0	481	33	12	9	1	2	26	60	8	0	.192
	Reno	5-1	2.85	14	14	1	0	0	82.0	74	28	26	8	0	35	97	12	0	.241
	ARIZONA	1-2	6.06	4	4	0	0	0	16.1	14	13	11	2	1	13	17	2	0	.230
2013	Columbus	6-7	4.15	22	22	1	0	0	121	119	64	56	14	13	73	106	5	1	.266
	CLEVELAND	1-2	5.29	4	4	0	0	0	17.0	15	11	10	3	1	16	11	1	0	.238
2014	Columbus	4-1	2.15	7	7	1	0	0	46.0	36	11	11	5	1	14	44	1	0	.216
	CLEVELAND	5-8	4.18	26	26	0	0	0	153.0	151	76	71	16	11	60	143	6	0	.259
2015	CLEVELAND	11-12	4.55	31	30	1	0	0	176.0	152	90	89	23	5	79	170	7	1	.232
2016	CLEVELAND	12-8	4.26	35	28	1	0	0	190.0	179	96	90	20	9	70	188	3	0	.248
2017	CLEVELAND	17-9	4.19	32	31	0	0	0	176.1	181	84	82	25	5	60	196	3	1	.266
2018	CLEVELAND	12-6	2.21	28	27	0	0	1	175.1	134	51	43	9	9	57	221	12	0	.208
2019	CLEVELAND	9-8	3.79	24	24	1	1	0	156.2	127	76	66	22	14	63	185	8	0	.218
	CINCINNATI	2-5	6.39	10	10	0	0	0	56.1	57	42	40	12	5	19	68	2	0	.261
2020	CINCINNATI	5-4	1.73	11	11	2	2	0	73.0	41	17	14	9	3	17	100	3	0	.159
2021	LOS ANGELES	8-5	2.59	17	17	1	0	0	107.2	71	36	31	19	3	37	137	3	0	.182
Major League- 9 years		83-69	3.79	222	212	6	3	1	1297.2	1122	592	547	160	66	491	1416	50	2	.231
Los Angeles - 1 year		8-5	2.59	17	17	1	0	0	107.2	71	36	31	19	3	37	137	3	0	.182
Minor League-4 years		23-12	3.31	58	58	3	0	0	323.1	289	132	119	31	18	160	350	32	1	.241

Career Postseason Pitching Record

Year	Team	W-L	ERA	G	GS	CG	SHO	SV	IP	H	R	ER	HR	HB	BB	SO	WP	BK
2016	ALDS: CLE vs. BOS	0-0	5.79	1	1	0	0	0	4.2	6	3	3	2	0	0	6	0	0
	ALCS: CLE vs. TOR	0-0	0.00	1	1	0	0	0	0.2	0	0	0	0	0	2	1	0	0
	WS: CLE vs. CHC	0-2	5.40	3	2	0	0	0	8.1	12	5	5	1	0	2	10	0	0
2017	ALDS: CLE vs. NYY	1-1	0.00	2	2	0	0	0	8.1	6	4	0	0	0	3	11	1	0
	ALDS: CLE vs. HOU	0-1	6.75	3	0	0	0	0	4.0	7	4	3	1	0	1	4	0	0
2020	NLWC: CIN vs. ATL	0-0	0.00	1	1	0	0	0	7.2	2	0	0	0	1	0	12	0	0
Postseason Totals		1-4	2.94	11	7	0	0	0	33.2	33	16	11	4	1	8	44	1	0
WC Totals		0-0	0.00	1	1	0	0	0	7.2	2	0	0	0	1	0	12	0	0
LDS Totals		1-2	3.18	6	3	0	0	0	17.0	19	11	6	3	0	4	21	1	0
LCS Totals		0-0	0.00	1	1	0	0	0	0.2	0	0	0	0	0	2	1	0	0
WS Totals		0-2	5.40	3	2	0	0	0	8.1	12	5	5	1	0	2	10	0	0

Career Single-Game Bests

Low-Hit Complete Game:	4, April 29, 2021 at MIL (8)	Most Strikeouts:	14, May 30, 2017 vs. OAK
Most Innings Pitched - Starter:	9.0, (3x), last, June 16, 2019 at DET	Most Walks:	7, April 6, 2013 at Tampa Bay
Most Innings Pitched - Reliever:	5.0, July 1, 2016 at TOR	Longest Winning Streak:	9 games, July 21 - September 10, 2017
Most Earned Runs Allowed:	9, August 14, 2019 at WAS	Longest Losing Streak:	5 games, May 6 - June 6, 2019

Career Fielding Record

Position	PCT	G	PO	A	E	TC	DP
Pitcher	.871	106	11	43	62	8	0

Career Transactions

- June 6, 2011: Drafted by the Arizona Diamondbacks in the 1st round (3rd pick) of the 2011 amateur draft. Player signed July 25, 2011.
- December 11, 2012: Traded as part of a 3-team trade by the Arizona Diamondbacks with Matt Albers and Bryan Shaw to the Cleveland Indians. The Cincinnati Reds sent Didi Gregorius to the Arizona Diamondbacks. The Cincinnati Reds sent Drew Stubbs to the Cleveland Indians. The Cleveland Indians sent Lars Anderson and Tony Sipp to the Arizona Diamondbacks. The Cleveland Indians sent Shin-Soo Choo, Jason Donald and cash to the Cincinnati Reds.
- July 31, 2019: Traded as part of a 3-team trade by the Cleveland Indians to the Cincinnati Reds. The San Diego Padres sent Victor Nova (minors), Logan Allen and Franmil Reyes to the Cleveland Indians. The Cincinnati Reds sent Taylor Trammell (minors) to the San Diego Padres. The Cincinnati Reds sent Scott Moss (minors) and Yasiel Puig to the Cleveland Indians.
- February 12, 2021: Signed a three-year contract with the Los Angeles Dodgers.

Injured List

- August 14 - September 21, 2018 (right fibula stress fracture)



Cody
BELLINGER

IF/OF | 35

@cody_bellinger

Bats: Left **Throws:** Left
Height: 6-4 **Weight:** 203
Opening Day Age: 26
Born: July 13, 1995 in Scottsdale, AZ
Resides: Scottsdale, AZ
Acquired: Drafted in the 4th round of the 2013 First Year Player Draft from Hamilton HS (AZ)
ML Service: 4.160
MLB Debut: April 25, 2017



Rookie of the Year
(2017)



All-Star
(2017, 2019)



Silver Slugger
(2019)



Gold Glove
(2019)

Career Highlights

- * Two-time All-Star enters his sixth Major League season after posting a career .257/.346/.511 slashline
- * Became the 12th Dodger to garner MVP honors in 2019 and joined Jackie Robinson and Don Newcombe as the only Dodgers to earn both Rookie of the Year and MVP honors...is the only Dodger to collect MVP, Gold Glove and Silver Slugger accolades in the same season (2019)
- * His 47 home runs during the 2019 season rank as the third highest single-season total in franchise history, trailing just Shawn Green (49, 2001) and Adrian Beltre (48, 2004)
- * Launched his 100th career home run on Aug. 2, 2019...according to Baseball Reference, he is the fastest player in Dodger franchise history to reach 100 career homers, taking just 401 games to surpass Mike Piazza's 422-game mark...over the past 10 seasons only Joey Gallo (377G) and Giancarlo Stanton (400G) have reached the milestone quicker
- * His 111 home runs in his first three big league seasons are the most ever for a Dodger and rank fourth most in MLB history...is one of 10 players to post 280+ RBI (288), 280+ R (292) and 200+ extra-base hits (213) through his first three MLB seasons (last: Ryan Braun, 2007-09)
- * Was named 2018 NLCS MVP after leading the Dodgers to victories with game-winning RBI in Game 4 (walk-off single in 13th) and Game 7 (two-run home run)
- * Honored with the 2017 Players Choice Award for Outstanding NL Rookie and recognized by the Sporting News as the publications' NL Rookie of the Year...finished ninth place in the NL MVP voting in 2017, when he completed the season ranked among the NL leaders in home runs (2nd), home runs per at-bat (.1231, 2nd), game-winning RBI (17, 4th), slugging percentage (5th), extra-base hits (69, 8th), OPS (10th) and RBI (T-13th)
- * His 39 home runs in 2017 established a National League rookie home run record, surpassing previous record holders Wally Berger (1930) and Frank Robinson (1956), who each belted 38 homers...also recorded six multi-home run games, which according to Stats, LLC, were the most ever by a rookie in Dodger history and the third most all-time, trailing just Mark McGwire (1987) and AL Rookie of the Year winner Aaron Judge (2017), who each collected seven multi-homer contests
- * Had his contract selected on April 25, 2017 and made his Major League debut that day as the starting left fielder at San Francisco...picked up his first career hit in his fourth plate appearance of that game with an infield single off of Neil Ramirez
- * Belted his first two career home runs on April 29, 2017 against the Phillies, slugging a solo shot off of Zach Eflin in the seventh inning for his first big league homer...became the first Dodger since Yasiel Puig (2 HR, June 4, 2013 vs. SD) to hit multiple home runs in the first game in which he ever hit a homer
- * Entered the 2017 season rated as the Dodgers' No. 1 prospect and 32nd best overall prospect by MLB.com, and rated by Baseball America as the seventh-best overall prospect in baseball...selected as 2016 Baseball America's Double-A All-Star and MLB.com Organizational All-Star...selected as a 2015 mid- and post-season California League All-Star, and was also honored as the MVP of the league championship series for the title-winning Quakes...posted a .271/.352/.503 slashline with 66 homers and 257 RBI in 132 career minor league games from 2013-17
- * Selected by the Dodgers in the fourth round of the 2013 First-Year Player Draft out of Hamilton High School (AZ)

Year-By-Year

2021

* Played in 95 games, roping in nine doubles, two triples and ten home runs for 36 RBI with a .165/.240/.302 slashline...walked 31 times and struck out 94

* Knocked in six runs in the first inning on June 2 against STL, becoming the first player in franchise history with six RBI in the same inning...notched his sixth career grand slam and the six RBI matched his career-high

* Had his best month in June, batting .260 (13-for-50) with three home runs and 12 RBI...also recorded a .387 on-base percentage and .440 slugging percentage

* Hit right-handed pitchers well, averaging .183 (42-for-229) with nine doubles, nine home runs, and 32 RBI...was dependable in extra-inning competitions, registering a .333/.429/.500 slashline

* Batted well in postseason play, posting a .353/.436/.471 slashline across 12 games, totaling one double, one home run, and seven RBI

* Clobbered a three-run homer in Game 3 of the NLCS on Oct. 19, his game-tying home run in the eighth inning was just the third three-run, game-tying home run in Dodgers Postseason history and the first of its kind in the eighth inning or later. Hall of Famer Duke Snider hit the first in Game 2 of the 1956 World Series, tying the game against the Yankees at 6 in the second inning in a contest the Dodgers won 13-8. Dusty Baker matched the feat in the third inning of Game 3 of the 1977 World Series, tying the game at 3 in a game the Yankees won 5

* Spent time at three positions throughout the season, appearing in center field (87 G), right field (7 G), and first base (4 G)...committed just four errors in 201 total chances

Smashed two home runs on Aug. 11 at PHI, his 13th multi-home run game of his career...batted in all nine spots, batting fourth most often (26 G) following by eighth (17 G) and sixth (16 G)...had an on-base streak of 13 games from April 1 to June 8, hitting .200 (10-for-50) with nine RBI...was even keeled against starting pitching and relieving pitching, producing a .166/.241/.248 and .165/.239/.354 slashline respectively...had an eight-game hitting streak from July 31 – Aug. 11, going 10-for-30 with five runs and four home runs...played in five games with Triple-A Oklahoma City, going 4-for-20 with three runs and three RBI...had three stints on the Injured List, from Apr. 6-9 with a left calf contusion, June 15-23 with left hamstring tightness, and again from Sept. 21-28 with a left rib fracture

2020

* Appeared in 56 games, which was tied for second most on team, hitting ten doubles and 12 home runs...his 12 homers ranked 18th in the National League

* Finished second on the team in walks (30) and fourth in on base percentage (.333)...was tied for 13th in the NL in walks

* Went 14-for-66 (.212) in the postseason with two triples and four home runs...his four playoff homers were second-most on the team

* Hit a go-ahead home run in the bottom of the seventh inning of Game 7 of the NLCS against the Braves to propel the Dodgers to their third World Series in his first four seasons

Finished the season with a .996 fielding percentage, making one error in 255 total chances...tied for second on the team in outfield assists, while leading the squad with a .971 defensive zone rating...was a finalist for the National Gold Glove in Center Field, finishing behind Trent Grisham for the award

2019

* Saw a career-year highlighted by MVP, Gold Glove, Silver Slugger and All-Star recognition after ranking among NL leaders in batting average (.305, 9th), OBP (.406, 3rd), slugging percentage (.629, 2nd), OPS (1.035, 3rd), total bases (351, 1st), home runs (47, 3rd), runs (121, 2nd), RBI (115, 7th), walks (95, 6th) and extra-base hits (84, 2nd)

* His 47 home runs on the season rank as the third highest single-season total in franchise history, trailing just Shawn Green (49, 2001) and Adrian Beltre (48, 2004)

* Collected his first Gold Glove (right field) after turning in a National League-leading .990 fielding percentage for right fielders...led the league in defensive runs saved (19) for all right fielders (T-2nd overall, 22) and tied for fourth in the NL with 10 outfield assists, while ranking among the NL outfield leaderboard in fielding percentage (.988, 11th), range runs (6.2, 5th), Ultimate Zone Rating (10.3, 2nd), Ultimate Zone Rating/150 (13.7, 2nd) and innings played (1082.0, 16th)

Participated in his second All-Star game...received the most votes in the Starters Election during the Primary Round and started the game in center field...garnered his first NL Player of the Month honor for April after compiling a .416/.505/.843/1.347 slashline with a league-leading 10 homers, 29 RBI and 25 runs, accompanied with six doubles, a triple and 18 walks against 13 strikeouts...became the 12th Dodger to garner MVP honors and joined Jackie Robinson and Don Newcombe as the only Dodgers to earn both Rookie of the Year and MVP honors...is the only Dodger to collect MVP, Gold Glove and Silver Slugger accolades in the same season...on Aug. 2, launched his 100th career home run...according to Baseball Reference, he is the fastest player in Dodger franchise history to reach 100 career homers, taking just 401 games to surpass Mike Piazza's 422-game mark...over the past 10 seasons only Joey Gallo (377G) and Giancarlo Stanton (400G) have reached the milestone quicker...drove in a trio of runs for the 10th time this season on Aug. 20 to reach a career-high 100 RBI...he is the first Dodger to reach the century mark since Adrian Gonzalez accomplished the feat in 2014 (116 RBI)...surpassed Gil Hodges' and Duke Snider's 25 round trippers to own the most home homers in Dodger history after launching his 26th home run on Sept. 18, finished the season with 27 homers at Dodger Stadium...hit his 28th and 29th home runs of the season

on July 3 to surpass Gil Hodges and Duke Snider (28) for most homers prior to the All-Star break...became the 38th player in Major League Baseball history to reach the 30-homer plateau prior to the All-Star break...he is the 19th player in the NL to reach the mark and the only Dodger to reach 30...had a career-night on March 30, going 4-for-6 with two homers and six RBI...it was his eighth career multi-homer game and it matched a career-high with six RBI (last: Sept. 15, 2018 at St. Louis)...wrapped the regular season with seven extra-base hits over the last 10 games at a .314/.385/.686 clip and reached base in 28 of his last 31 games, including a 16-game on-base streak from Aug. 24 to Sept. 10, where slashed .231/.403/.442 with a trio of doubles, a triple, two homers and six RBI... named NL Player of the Week on April 8 after hitting .417 (10-for-24) with 10 runs, two doubles, a triple, three home runs, 10 RBI and two walks over six games

2018

* Appeared in 162 games in 2018, slashing .260/.343/.470 with 84 runs, 28 doubles, seven home runs, 25 home runs, 76 RBI and 14 stolen bases

* Led the team in games played, hits (145) and multi-hit games (41) in 2018 and became the first Dodger since Matt Kemp in 2010 to play in 162 or more games in a season and is tied for the fourth most games played in a season in Dodger history

* Showed his defensive versatility, appearing at first base (110 games, 85 starts), center field (78 games, 50 starts), right field (five games) and left field (one game)

Was one of 10 Major Leaguers with at least 25 homers and 14 stolen bases in 2018...his seven triples ranked second on the team and ninth in the National League...hit home runs in four consecutive games from June 5-8 for the first time in his career...recorded his first longball of the season on April 1 vs. Giants, which was the 40th of his career, a milestone he reached in just 136 games. According to STATS, LLC., that is the third fewest number of contests needed to hit 40 all-time, trailing Rudy York (129) and Mark McGwire (110)...blasted two grand slams, June 22 at NYM off of Zack Wheeler and August 2 vs. MIL off of Jhoulys Chacin...appeared in all 12 of the Dodgers' Postseason games and was awarded the 2018 NLCS MVP after driving in the game-winning runs in Games 4 and 7...his 13th inning walk-off single in Game 4 was his first career walk-off hit...also blasted a go-ahead two-run home run in the second inning of Game 7

2017

* Named National League Rookie of the Year unanimously and selected as an All-Star in his first Major League season...became the Dodgers 18th Rookie of the Year and the 22nd player overall to win the award by unanimous vote

* Finished ninth in the NL MVP voting, was also honored with the 2017 Players Choice Award for Outstanding NL Rookie and recognized by the Sporting News as the publications' NL Rookie of the Year

* His 39 home runs in 2017 established a National League rookie home run record, surpassing previous record holders Wally Berger (1930) and Frank Robinson (1956), who each belted 38 homers...also recorded six multi-home run games, which according to Stats, LLC, were the most ever by a rookie in Dodger history and the third most all-time, trailing just Mark McGwire (1987) and AL Rookie of the Year winner Aaron Judge (2017), who each collected seven multi-homer contests

Including his record breaking home run season, also set Los Angeles (since 1958) single-season rookie records in slugging percentage (.581) and OPS (.933), while ranking among the all-time club rookie leaders in runs (4th), doubles (T-4th), RBI (2nd), batting average (10th) and on-base percentage (4th)...ranked among Major League rookies in runs (2nd), home runs (2nd), RBI (2nd), extra-base hits (2nd), on-base percentage (2nd), slugging percentage (2nd), OPS (2nd), doubles (T-3rd), walks (64, 4th), triples (T-5th), stolen bases (T-5th) and hits (128, T-7th)... selected to the National League All-Star team and became the first position player in Dodger history to make the team in his first season in the Majors...also became the youngest position player to be honored as an All-Star in franchise history at 21 years, 354 days old and the third-youngest Dodger All-Star overall (at the time of their selection), behind only Fernando Valenzuela (20 years, 281 days in 1981) and Ralph Branca (21 years, 183 days in 1947)...participated in the HR Derby, becoming the eighth Dodger and third LA rookie to partake in the event...after having his contract selected from Triple-A OKC on April 25, he posted a .267/.352/.581 slashline with 87 runs, 26 doubles, four triples, 39 home runs, 97 RBI and 10 stolen bases in 132 games in his first big league season...ranked among the NL leaders in home runs (2nd), home runs per at-bat (12.31, 2nd), game-winning RBI (17, 4th), slugging percentage (5th), extra-base hits (69, 8th), OPS (10th) and RBI (T-13th)...his 12 home runs off of a left-handed pitcher was the most in the Majors by a left-handed hitter and the most by left-handed Los Angeles Dodger hitter since 1974...posted a .271/.335/.568 slashline against southpaws with six doubles, two triples and 42 RBI...hit .297 (43-for-145) with 18 homers and 39 RBI from the seventh inning and later, while hitting .299 (20-for-67) with six homers and 15 RBI in close and late situations...on July 15 at Miami, completed the third cycle in Los Angeles Dodger history (Wes Parker-1970, Orlando Hudson-2009) with a triple in the seventh inning... became just the ninth Dodger in franchise history to accomplish the feat and the first rookie to do so...according to Elias, became the first rookie to hit as many as 20 homers and also have a cycle in one season...homered on June 20, his 10th in 10 games, becoming just the second Dodger ever to accomplish that feat (Shawn Green, 2002)...became first MLB player to hit 10 in 10 games since Troy Tulowitzki in 2010...recorded the most homers as a Dodger in a season at 21 or younger, besting Adrián Beltré, who slugged 20 homers at 21 in 2000...named NL Rookie of the Month for May and June... established a new Dodgers rookie record for RBI in the month of May (27), and tied Dick Cox for the third-most RBI by a rookie in any calendar month, following James Loney (32, September 2007) and Del Bissonette (29, June 1928)...hit an MLB-best 13 homers in 28 June games, which tied for third most all-time by a rookie in a single month with Jimmie Hall, who hit 13 in Aug. 1963 with Minnesota...was also named NL Player of the Week for the week ending in May 7 and June 25...according to Elias Sports Bureau, became the first player in Major League history with back-to-back multi-homer games at 21 years old or younger

on June 11-13 and became the only player to have four multi-homer games in his first 45 career regular-season games in the big leagues...had his contract selected on April 25, 2017 and made his Major League debut that day as the starting left fielder at San Francisco...picked up his first career hit in his fourth plate appearance of that game with an infield single off of Neil Ramirez...belted his first two career home runs on April 29, 2017 against the Phillies, slugging a solo shot off of Zach Eflin in the seventh inning for his first big league homer...became the first Dodger since Yasiel Puig (2 HR, June 4, 2013 vs. SD) to hit multiple home runs in the first game in which he ever hit a homer...started all 15 Postseason games and hit .219 (14-for-64) with four doubles, one triple, three home runs and nine RBI... became the all-time Dodger rookie Postseason record holder in hits, extra-base hits (8), home runs, RBI, runs (10) and total bases (29)...posted a .343/.429/.627 slashline with four doubles, five homers and 15 RBI in 18 games with Triple-A Oklahoma City...prior to his promotion, he ranked among the PCL leaders in runs (15, T-4th), home runs (T-4th), RBI (T-8th), total bases (42, T-6th), stolen bases (7, T-2nd), on-base percentage (11th), slugging percentage (9th) and OPS (1.055, 7th)

2016

* Combined to post a .271/.365/.507 slashline with 17 doubles, 26 home runs and 71 RBI in 117 games with Double-A Tulsa and Triple-A Oklahoma City

* Spent majority of the season with the Drillers, hitting .263 with 23 homers and 65 RBI in 114 games and was selected as Double-A All-Star by Baseball America after ranking among the Texas League leaders in home runs (T-3rd), walks (59, T-3rd) slugging percentage (.484, T-3rd), OPS (.843, 3rd), on-base percentage (.359, T-5th), RBI (T-9th), and extra-base hits (41, T-10th)

* Promoted to Oklahoma City on Sept. 3 and hit .545 (6-for-11) with three home runs and six RBI in three games and also appeared in nine postseason games for the OKC Dodgers, hitting .250 (9-for-36) with a homer and five RBI

* Following the season, played in the Arizona Fall League for the Glendale Desert Dogs, earning a selection to the league's All-Star Prospect Team and starting at first base in the league's Rising Stars Game

2015

* Spent the entire campaign with Advanced-A Rancho Cucamonga and led the Single-A California League with 103 RBI and 97 runs scored, while placing second with 30 homers and batting .264 in 128 games

* Was honored as the MVP of the California League championship series, batting .324 with three homers and seven RBI in eight postseason games to lead the Quakes to a league title

Selected as a mid- and post-season California League All-Star...also tied for seventh with 33 doubles and ranked third with 257 total bases

2014

Combined to hit .312 with 14 doubles, six triples, three home runs and 34 RBI along with a .352 on-base percentage and .474 slugging percentage with Rookie-level AZL Dodgers and Rookie-level Ogden

2013

Made his professional debut with Rookie-level AZL Dodgers and batted .210 with a homer and 30 RBI in 47 games

Personal

Cody James Bellinger...welcomed daughter, Caiden in November 2021...graduated from Hamilton High School in Chandler, AZ...played in the 2007 Little League World Series and is one of 14 Major Leaguers to play in both the Little League World Series and the MLB World Series...he is the first Arizona born player to win the MVP (2019)...is the son of former Major Leaguer Clay Bellinger, who was a two-time World Series champion with Yankees (1999, 2000)...signed by scout Dustin Yount

Career Batting Record

Year	Team	AVG	G	AB	R	H	2B	3B	HR	RBI	SH	SF	HP	BB	SO	SB	CS	OBP	SLG	E
2013	AZL Dodgers	.210	47	162	25	34	9	6	1	30	1	0	1	31	46	3	3	.340	.368	6
2014	Ogden	.328	46	195	49	64	13	6	3	34	0	3	0	14	35	8	0	.368	.503	7
	AZL Dodgers	.150	5	20	2	3	1	0	0	0	0	0	0	1	5	0	0	.190	.200	0
2015	Rancho Cucamonga	.264	128	478	97	126	33	4	30	103	2	8	4	52	150	10	2	.336	.538	7
2016	Tulsa	.263	114	399	61	105	17	1	23	65	0	4	3	59	94	8	2	.359	.484	2
	Oklahoma City	.545	3	11	5	6	0	0	3	6	0	0	0	1	0	0	0	.583	1.364	0
2017	LOS ANGELES	.267	132	480	87	128	26	4	39	97	0	3	1	64	146	10	3	.352	.581	5
	Oklahoma City	.343	18	67	15	23	4	0	5	15	0	0	1	9	22	7	0	.429	.627	0
	AZL Dodgers	.333	1	3	1	1	0	0	1	4	0	1	0	0	1	0	0	.250	1.333	0
2018	LOS ANGELES	.260	162	557	84	145	28	7	25	76	0	3	3	69	151	14	1	.343	.470	4
2019	LOS ANGELES	.305	156	558	121	179	34	3	47	115	0	4	3	95	108	15	5	.406	.629	4
2020	LOS ANGELES	.239	56	213	33	51	10	0	12	30	0	0	0	30	42	6	1	.333	.455	1
2021	LOS ANGELES	.165	95	315	39	52	9	2	10	36	0	3	1	31	94	3	1	.240	.302	4
	Oklahoma City	.200	5	20	3	4	0	0	2	3	0	0	0	1	4	0	0	.238	.500	1
Major League- 5 years		.257	601	2123	364	546	107	16	133	354	0	13	8	289	541	48	11	.346	.511	18
Dodger Totals- 5 years		.257	601	2123	364	546	107	16	133	354	0	13	8	289	541	48	11	.346	.511	18
Minor League- 7 years		.270	367	1355	257	356	77	17	68	260	3	16	9	168	357	35	7	.351	.503	23

Career Postseason Batting Record

Year	Team	AVG	G	AB	R	H	2B	3B	HR	RBI	SH	SF	HP	BB	SO	SB	CS	OBP	SLG
2017	NLDS: LAD vs. ARI	.214	3	14	3	3	0	0	1	2	0	0	0	1	6	0	0	.267	.429
	NLCS: LAD vs. CHC	.318	5	22	3	7	2	0	1	2	0	0	0	1	6	1	0	.278	.133
	WS: LAD vs. HOU	.143	7	28	4	4	2	1	1	5	0	0	0	1	17	0	0	.200	.217
2018	NLDS: LAD vs. ATL	.000	4	11	1	0	0	0	0	0	0	0	0	4	4	2	0	.267	.000
	NLCS: LAD vs. MIL	.200	7	25	3	5	1	0	1	4	0	0	0	1	6	2	0	.231	.360
	WS: LAD vs. BOS	.063	5	16	1	1	0	0	0	0	0	0	0	0	6	0	1	.063	.063
2019	NLDS: LAD vs. WAS	.211	5	19	2	4	1	0	0	0	0	0	0	2	7	3	0	.286	.263
2020	NLWC: LAD vs. MIL	.286	2	7	0	2	0	0	0	0	0	0	0	2	0	0	0	.286	.286
	NLDS: LAD vs. SD	.333	3	12	2	4	0	1	1	5	0	0	0	2	3	0	0	.429	.750
	NLCS: LAD vs. ATL	.200	7	25	3	5	0	1	2	5	0	0	0	6	9	1	0	.355	.520
2021	WS: LAD vs. TB	.136	6	22	2	3	0	0	1	3	0	0	0	2	6	0	0	.208	.273
	NLDS: LAD vs. SF	.267	5	15	2	4	1	0	0	3	0	0	0	9	27	6	0	.267	.333
	NLCS: LAD vs. ATL	.412	6	17	2	7	0	0	1	4	0	0	0	3	3	2	0	.500	.588
Postseason Totals		.213	66	235	29	50	7	3	9	33	0	0	0	25	83	14	1	.288	.383
LWC Totals		.286	2	7	0	2	0	0	0	0	0	0	0	2	0	0	0	.286	.286
LDS Totals		.211	20	71	10	15	2	1	2	10	0	0	0	9	27	6	0	.300	.352
LCS Totals		.270	25	89	11	24	3	1	5	15	0	0	0	11	24	6	0	.350	.494
WS Totals		.121	18	66	7	8	2	1	2	8	0	0	0	2	29	0	1	.159	.273

Career Single-Game Bests

Most Hits: 4 (3x), last: March 20, 2019 vs. ARI
 Most RBI: 6 (3x), last: June 2, 2021 vs. STL
 Most Home Runs: 2 (13x), last: August 11, 2021 at PHI
 Most Runs Scored: 4 (2x), last: July 15, 2019 at PHI

Most Stolen Bases: 2 (3x), July 31, 2020 at ARI
 Most Walks: 3 (6x), last: September 2, 2019 vs. COL
 Longest Hitting Streak: 12 games (2x), last: May 24- June 5, 2019
 Grand Slams: 1 (6x), last: June 2, 2021 vs. STL (Woodford)

Career Fielding Record

Position	PCT	G	PO	A	E	TC	DP
First Base	.995	262	1748	72	9	1829	155
Right Field	.991	133	109	10	2	465	1
Left Field	.982	40	54	1	1	56	0
Center Field	.987	233	455	4	6	465	0

Career Transactions

- June 7, 2013: Drafted by the Los Angeles Dodgers in the 4th round of the 2013 amateur draft. Player signed June 13, 2013.

Injured List

- Aug. 20- Aug. 30, 2018 (mild right ankle sprain)
- April 4 - May 29, 2021 (left calf contusion)
- June 15 - 23, 2021 (left hamstring tightness)



Mookie BETTS

OF | 50

@mookiebetts

Bats: Right **Throws:** Right

Height: 5-9 **Weight:** 180

Opening Day Age: 29

Born: October 7, 1992 in Nashville, TN

Resides: Nashville, TN

Acquired: Trade along with David Price for Alex Verdugo, Jeter Downs and Connor Wong on February 10, 2020

ML Service: 7.070

MLB Debut: June 29, 2014



Career Summary

- * Power-hitting outfielder enters his ninth Major League season with a .296/.373/.518 career slash line with 267 doubles, 30 triples, 178 home runs, 567 RBI and 146 stolen bases...owns a .981 fielding percentage over 971 games at the big league level
- * Since his MLB debut, he ranks amongst the best in the MLB in runs (753, 2nd), doubles (267, 4th), and hits (1152, 12th)
- * Has several accolades throughout his big league time – All-Star (2016-19, 2021), Silver Slugger (2016, 2018-20), Gold Glove (2016-20), American League MVP (2018), and Wilson Defensive Player of the Year (2016, 2018)...is the only AL player to ever win the World Series and earn MVP, Gold Glove and Silver Slugger awards in a single season
- * Hit for the cycle on August 9 at Toronto, the only MLB player to do so in 2018...singled in the 1st inning, tripled in the 2nd, doubled in the 4th and homered in the 9th to become the 21st player in Red Sox history to accomplish the feat
- * Slugged his first big league home run on July 2, 2014 against Chicago (NL) off RHP Carlos Villanueva...later belted his first career grand slam on August 29, 2014 at Tampa Bay against RHP Chris Archer
- * Only player in MLB history to steal 20+ bases and hit 40+ doubles in four consecutive seasons
- * Made his Major League debut on June 29, 2014 at New York (AL) and recorded his first major league hit that same night with a single off Chase Whitley in the fourth inning
- * Drafted by the Boston Red Sox in the 5th round of the 2011 MLB June Amateur Draft...signed by Danny Watkins

Year-By-Year

2021

- * Slashed .264/.367/.487 with a .854 OPS in 122 games, tallying 93 runs, 29 doubles, three triples, 23 home runs, and 58 RBI...also stole ten bases, matching his 2020 mark
- * Named to his fifth All-Star team and first in the National League, but did not attend the festivities at Coors Field
- * Was atop the Dodger offensive leaderboards: doubles (1st, 29), average (2nd, .264), OBP (2nd, .367), SLG (2nd, .487), OPS (2nd, .854), walks (2nd, 68), stolen bases (3rd, 10), triples (T-3rd, 3), hits (4th, 123) home runs (4th, 23), and RBI (6th, 58)
- * Launched his 29th career leadoff home run and seventh of the year on Sept. 30 against San Diego...also recorded his first multi-homer game of the year on Aug. 4 against Houston, the 19th of his career
- * Had his 15 game hit streak snapped on Sept. 24, hitting .323 (20-for-62) during the run...also had a 20 game on-base streak from April 1 to May 1, averaging .261 with 16 runs, seven doubles, and six RBI during the streak
- * Averaged .319 (15-for-47) in 12 Postseason games, collecting one double, one home run, and five RBI...went 4-for-4 with a run in Game 5 of the NLDS against San Francisco
- * Hit well in both home and away contests, averaging .263 (60-for-228) with 51 runs, 14 doubles, 15 home runs, and 36 RBI at Dodger Stadium and averaging .265 (63-for-238) away from Los Angeles, totaling 42 runs, 15 doubles, eight home runs, and 22 RBI

* Saw action in right field in 98 games (86 GS), center field in 30 games (25 GS), and also at second base in 7 games (5 GS)...committed just three errors all season and helped form four double-plays

* Had two stints on the Injured List with right hip inflammation

Led off 104 games, slashing .272/.370/.506 with a .876 OPS with 21 home runs 55 RBI...best offensive month was July, notching a .370/.417/.685 slashline in 14 games with five doubles and 11 RBI...raised his average from .256 to .280, his on-base percentage from .366 to .369 and slugging percentage from .472 to .516 from before the All-Star Game to after the Midsummer Classic...registered two seven-game hit streaks (April 1-14 and Sept. 8-14), going 20-for-56 with 16 runs, four home runs, and eight RBI during the span

2020

* Had another Gold Glove and Silver Slugger performance in his first season with the Dodgers, while leading the team in runs and home runs (tied with AJ Pollock)...finished second on the team in hits (64) and RBI (39)

* On August 23 against Colorado, became the 19th player to have a multi-homer (two), multi-stolen base (two) game...becoming the first Dodger to accomplish the feat

* Ranked among the NL leaders in hits (64, T-10th), runs (47, 4th), batting average (.292, 16th), OBP (.366, 17th), SLG (.562, 13th), steals (10, T-5th) and homers (16, T-3rd). Betts went 18-for-41 (.439) with runners in scoring position, the third best mark in the Majors, and was at his best late in games, posting a .343 (24-for-70)/.370/.643 slashline from the seventh inning and later

* Singled off San Francisco LHP Andrew Suarez in the 6th inning on August 27 for his 1000th career hit

* Batted .296 (21-for-71) in the postseason with eight doubles and two home runs...in the clinching Game 6 of the World Series, went 2-for-4 with a double and a home run

* Homered in Game 6, becoming the ninth player in MLB history to homer in multiple World Series-clinching games...he is the second player to do it with two different teams (other: Reggie Jackson)

* His eight doubles tied a Major League record for most doubles in a single postseason (David Freese – 2011, Albert Pujols – 2011, Ben Zobrist – 2015)

* On Aug. 13, he homered three times against the Padres, joining Hall-of-Famer Johnny Mize and Sammy Sosa as the only players in MLB history with six career three-homer games

2019

* In his sixth big league season, posted a .295/.391/.524 line with 135 runs (career-high), 40 doubles, five triples, 29 home runs, and 80 RBI in 150 games

* Led the MLB with 135 runs scored, tied for sixth place in Red Sox history with most runs scored in a season (also Ted Williams, 1941)

* Earned his fourth consecutive All-Star Game selection...voted in by the player ballot as an AL reserve

* Recorded 40+ doubles for a fifth consecutive season...only other Red Sox players to accomplish the feat were Wade Boggs (8) and David Ortiz (5)

* Since his MLB debut on June 29, 2014, he ranks amongst the best in the MLB in runs (613, 1st), doubles (229, 1st), extra-base hits (394, 2nd), and hits (965, 4th)

* On July 26 against the Yankees, went 4-for-5 with four runs, one double, three home runs, five RBI and a career-high 14 total bases...his three home run game was the 33rd three home run game in Red Sox history and 5th of Betts' career

Entered July batting .261 with 13 home runs and an .835 OPS through 82 games and finished the season hitting .335 with a 1.010 OPS...led AL right fielders with 10 assists, which was second most in the Majors (1st, Bryce Harper with 13)...has scored 500+ runs in his first 674 games, the only active player to do so besides Albert Pujols who reached the mark in his 629th game...hit three home runs in the 12th inning or later, tied with Charlie Blackmon for most in the Majors...prior to 2016, had never homered in the 12th inning or later...reached 500 career runs scored (4/30 at Oakland) in 674 games...drew a walk-off bases-loaded walk on 6/12 vs. Texas

2018

* American League MVP posted career-best numbers with a .346/.438/.640 slash line with 47 doubles, 32 homers and 30 stolen bases...appeared in 131 games (128 starts) in the outfield (115 in right field, 12 in center field) posting a .996 fielding percentage

* Earned the Gold Glove (third time) and Silver Slugger (second time) awards and named the AL Outstanding Player by the MLBPA

* Named the AL starting right fielder in his third straight All-Star Game...led the MLB at the break in average (.359)

* Hit for the cycle on August 9 at Toronto, the only MLB player to do so in 2018...singled in the 1st inning, tripled in the 2nd, doubled in the 4th and homered in the 9th to become the 21st player in Red Sox history to accomplish the feat

* Started each of the Red Sox' 14 postseason games, going 13-for-61 (.210) with 13 runs scored, four doubles, and one home run en route to winning a World Series

* Led the Majors in multiple categories: average (.346), slugging (.640), runs (T-1st, 129) while ranking second in OBP (.438), OPS (1.078) and extra-base hits (84)

* Scored 100+ runs for the 3rd consecutive season, joining Ted Williams (1939-42) as the only Red Sox player to ever record three 100-run seasons before turning 26

* Homered in three straight games for the first time in his career from May 2-4

* Recorded a season-best 24-game on-base streak from June 26 – July 24 during which he hit .381 (37-for-97)

Recorded his first career walk-off home run on July 27 against Minnesota in the 10th inning...became the second Red Sox player ever to hit 40+ doubles in four straight years, joining Wade Boggs (7 straight years, 1985-91)... was the only MLB player to steal 20+ bases and 40+ doubles in four consecutive seasons at the time...became the 3rd Red Sox player to hit for the cycle out of the leadoff spot...scored 42 runs in the Sox' first 40 games, the most ever by a Boston player through 40 team games...stands as only the second Major Leaguer to win the World Series, earn MVP, earn Gold Glove, and earn Silver Slugger award in a single season (Mike Schmidt, 1980)...named the overall Heart and Hustle Award winner by the MLB Players Alumni Association which is annually awarded to an active player who demonstrates a passion for baseball and embodies the values, spirit and tradition of the game

2017

* Second time Gold Glove winner slashed .264/.344/.459 at the plate and started all 153 games in right field... racked up 46 doubles, two triples, 24 home runs, and 26 stolen bases

* Led his team in games, runs, hits, doubles, home runs, RBI, walks stolen bases, extra-base hits, slugging and OPS...while ranking in the top 10 in the AL in runs (6th), doubles (3rd), RBI (T-7th), walks (T-10th), and stolen bases (T-8th)

* Voted to his second All-Star team via the player ballot...replaced injured Mike Trout in the starting lineup in center field

* Recorded three multi-HR games (June 14 at Philadelphia, July 2 at Toronto, September 12 vs. Oakland)...hit two from the leadoff spot

* In the Postseason, hit safely in each of the Sox' four ALDS games against Houston, going 5-for-16 with two doubles

Went 129 regular-season plate appearances without a strikeout from September 12, 2016 to April 19, 2017...posted a .987 fielding percentage from right field, committing only five errors all season...in the month of September, posted a .354/.417/.646 slash lines with six home runs, ten RBI, and two stolen bases...joined Ted Williams (1940-42) as the only Red Sox player to ever start multiple All-Star Games before turning 25...named AL Player of the Week twice (May 8 – 14 and June 26 – July...2)...selected as the Thomas A. Yawkey Award winner, awarded to the Red Sox MVP by the Boston Baseball Writers...finished sixth in AL MVP voting

2016

First time Gold Glove, Silver Slugger, and All-Star posted a .318/.363/.534 slash line with 42 doubles, five triples, 31 home runs, and career-high 113 RBI in 158 games...finished second in AL MVP voting

Ranked amongst Major Leaguers in WAR (2nd), hits (2nd), runs (2nd), doubles (T-6th), RBI (5th), average (7th), slugging (16th), and OPS (18th)...also ranked 6th in the AL and 17th in the ML with 26 steals in only 30 attempts

Started in his first All-Star Game in right field...went 1-for-2 in the Midsummer Classic, singling to center off starter Johnny Cueto, going on to score a run

Twice he hit three home runs in the same game, becoming the youngest Major Leaguer to do so in a single season (June 1 at Baltimore, August 14 against Arizona)

Hit leadoff home runs on July 21 and July 22 against Minnesota, his second time in 2016 accomplishing the feat in consecutive games (also May 31 and June 1 at Baltimore)

Awarded Wilson Defensive Player of the Year in right field...named AL Player of the Month in July where he led the AL in doubles (10), extra-base hits (16), and total bases (62, 1st in ML)...amassed great numbers at home, posting a Major League leading 113 hits at Fenway Park (most since Nomar Garciaparra had 118 in 2003) and also held a .314/.408/.569 slash line at home...posted a .997 fielding percentage over 157 games, all from right field...played in his first postseason, appearing in all three Divisional Series games in right field and posting a .200 average with a double...was the only outfielder in the big leagues with 200+ hits

2015

* Appeared in 145 games in his first full Major League season, tabbing 92 runs, 42 doubles, eight triples (career-high), 68 extra-base hits and 18 homers...spent 133 games in center field and 11 in right field

* Made his first Opening Day roster in his second season with the Red Sox...went 2-for-4 with a home run on the day and served as the club's youngest Opening Day leadoff hitter since Rico Petrocelli (age 21 in 1965)

* Topped the Majors with 69 RBI and 60 extra-base hits from the leadoff spot...also hit the team's only leadoff homer of the year on June 20 at Kansas City against Edison Volquez

* Recorded his first career walk-off hit on April 27 against Toronto with a single in the ninth inning

Was the hardest player to double up in the Majors, grounding into just two double plays in 597 AB (298.5 AB/ GiDP)...had the team's two longest hit streaks in 2015, a 13-gamer from June 6 – 11 and an 18-gamer from August 24 – September 13...worth 6.0 wins above replacement according to Baseball Reference, tied for 7th-best in the American League...had a career-high 36-game on-base streak from August 24 to October 3, slashing .360/.416/.607 with seven homeruns during that span...named AL Player of the Week for June 15 – 21

2014

* Saw his first big league action in his fourth professional season, batting .291 with five homers and 18 RBI in 52 games over three stints with Boston

* Made his Major League debut on June 29 at New York (AL) and recorded his first major league hit that same

night with a single off Chase Whitley in the fourth inning

* Hit his first big league home run on July 2 against Chicago (NL) off Carlos Villanueva...later belted his first career grand slam on August 29 at Tampa Bay against Chris Archer

* Appeared in 99 minor league games between Double-A Portland and Triple-A Pawtucket...slashed .346/.431/.529 line with 30 doubles, five triples, 11 home runs, and 65 RBI and reached base in 92 of those 99 games

Started at second base (14 G), center field (28 G) and right field (8 G) in his 52 games with Boston...hit his first career leadoff home run on September 21 at Baltimore and was the youngest Red Sox player with a leadoff shot since Bobby Doerr (1939, 21 years old)...garnered accolades at both the Major and Minor League levels...named Red Sox Minor League Offensive Player of the Year for the second time, named to Baseball America's Minor League All-Star team, earned a spot on the U.S. roster in the All-Star Futures Game, and awarded a spot on Baseball America's Major League All-Rookie team

2013

Split the season between Single-A Greenville and Advanced-A Salem, slashing .314/.417/.506 over 127 games

In his time with Single-A Greenville, held a .296 batting average with 24 doubles, one triple, eight home runs, and 26 RBI...started all 76 games at second base, posting a career-high 169 assists in 334 chances

With Advanced-A Salem, posted a .341 average (63-for-185) with 39 RBI and 20 stolen bases...started 49 of 50 total games at second base

Named to the South Atlantic League Mid-Season All-Star team with Greenville and was selected as the Red Sox Minor League Offensive Player of the Year after leading all Red Sox minor leaguers in total bases (234), doubles (tied, 36), stolen bases (38), and slugging percentage (.506, min. 250 AB)

2012

Played with Short-A Lowell for 71 games, securing eight doubles, one triple, and 20 stolen bases...led the team with 31 RBI in that time frame...named Red Sox Minor League Base Stealer of the Month for August/September...stole nine bases in nine attempts


2011

Appeared in one game for the Rookie-level Gulf Coast League Red Sox for his professional debut...started at shortstop on August 26, going 2-for-4 with two RBI and a stolen base

ALL STAR GAME

Personal

Markus Lynn Betts...married his high school sweetheart Brianna on Dec. 1, 2021...has a daughter, Kynlee...graduated from John Overton High School (TN) in 2011 where he was a member of the baseball and basketball teams...had his number retired by John Overton High School...earned Louisville Slugger High School All-American accolades during his senior season...his uncle, Terry Shumpert, played 14 seasons in the Majors with Kansas City (1990-94), Boston (1995), Chicago Cubs (1996), San Diego (1997), Colorado (1998-2002), and Tampa Bay (2003)...has a passion for bowling...participated in the Professional Bowlers Association's World Series of Bowling in 2015 and 2017 and bowled a perfect 300 at the 2017 World Series...drafted by the Boston Red Sox in the 5th round of the 2011 MLB June Amateur Draft...signed by Danny Watkins



Career Batting Record

Year	Team	AVG	G	AB	R	H	2B	3B	HR	RBI	SH	SF	HP	BB	SO	SB	CS	OBP	SLG	E
2011	GCL Red Sox	.500	1	4	0	2	0	0	0	2	0	0	0	0	0	1	0	.500	1.000	3
2012	Lowell	.267	71	251	34	67	8	1	0	31	2	4	3	32	30	20	4	.352	.307	15
2013	Greenville	.296	76	277	63	82	24	1	8	26	1	3	1	58	40	18	2	.418	.477	12
	Salem	.341	51	185	30	63	12	3	7	39	1	1	1	23	17	20	2	.414	.551	6
2014	BOSTON	.291	52	189	34	55	12	1	5	18	1	0	2	21	31	7	3	.368	.444	4
	Portland	.355	54	214	56	76	18	3	6	34	0	3	1	35	20	22	3	.443	.551	4
2015	Pawtucket	.335	45	185	31	62	12	2	5	31	0	0	0	26	30	11	4	.417	.503	1
	BOSTON	.291	145	597	92	174	42	8	18	77	3	6	2	46	82	21	6	.341	.479	5
	Portland	.500	1	4	1	2	0	0	1	1	0	0	0	0	0	0	0	.500	1.250	0
2016	BOSTON	.318	158	672	122	214	42	5	31	113	0	7	2	49	80	26	4	.363	.534	1
2017	BOSTON	.264	153	628	101	166	46	2	24	102	0	5	2	77	79	26	3	.344	.459	5
2018	BOSTON	.346	136	520	129	180	47	5	32	80	0	5	8	81	91	30	6	.438	.640	1
2019	BOSTON	.295	150	597	135	176	40	5	29	80	0	9	3	97	101	16	3	.391	.524	2
2020	LOS ANGELES	.292	55	219	47	64	9	1	16	39	2	0	1	24	38	10	2	.366	.562	4
2021	LOS ANGELES	.264	122	466	93	123	29	3	23	58	0	5	11	68	86	10	5	.367	.487	3
Major League- 8 years		.296	971	3888	753	1152	267	30	178	567	4	38	32	463	588	146	32	.373	.518	25
Dodger Totals - 2 years		.273	177	796	140	187	38	4	39	97	0	6	13	92	124	20	7	.267	.511	7
Minor League-5 years		.316	299	1120	215	354	74	10	27	164	6	9	6	174	137	92	15	.408	.472	41

Career Postseason Batting Record

Year	Team	AVG	G	AB	R	H	2B	3B	HR	RBI	SH	SF	HBP	BB	SO	SB	CS	OBP	SLG
2016	ALDS: BOS vs. CLE	.200	3	10	1	2	1	0	0	0	0	0	0	2	1	0	0	.333	.300
2017	ALDS: BOS vs. HOU	.313	4	16	2	5	2	0	0	0	0	0	0	1	4	1	0	.353	.438
2018	ALDS: BOS vs. NYY	.188	4	16	3	3	1	0	0	2	0	0	0	3	4	0	0	.316	.250
	ALCS: BOS vs. HOU	.217	5	23	5	5	2	0	0	1	0	0	1	1	2	0	0	.280	.304
	WS: BOS vs. LAD	.217	5	23	5	5	1	0	1	1	0	0	0	3	6	1	0	.308	.391
2020	NLWC: LAD vs. MIL	.429	2	7	1	3	3	0	0	3	0	0	0	1	3	0	0	.500	.857
	NLDS: LAD vs. SD	.333	3	12	5	4	2	0	0	1	0	1	0	2	2	1	0	.400	.500
	NLCS: LAD vs. ATL	.269	7	26	4	7	1	0	0	1	0	0	0	5	4	1	0	.387	.308
	WS: LAD vs. TB	.269	6	26	5	7	2	0	2	3	0	0	0	2	7	4	0	.321	.577
2021	NLDS: LAD vs. SF	.450	5	20	2	9	0	0	1	4	0	1	0	1	2	2	0	.455	.600
	NLCS: LAD vs. ATL	.174	6	23	4	4	1	0	0	1	0	0	0	4	3	4	0	.296	.217
Postseason Totals		.272	51	206	37	56	16	0	4	17	0	2	1	25	38	14	0	.350	.408
LWC Totals		.429	2	7	1	3	3	0	0	3	0	0	0	1	3	0	0	.500	.857
LDS Totals		.311	19	74	13	23	6	0	1	7	0	2	0	9	13	4	0	.376	.432
LCS Totals		.222	18	72	13	16	4	0	0	3	10	0	1	10	9	5	0	.325	.278
WS Totals		.245	11	49	10	12	3	0	3	4	0	0	0	5	13	5	0	.315	.490

Career Single-Game Bests

Most Hits:	5, August 26, 2016 vs. KC	Most Stolen Bases:	3, (2x), last, Sept. 16, 2020 vs. SD
Most RBI:	8 (2x), last, July 2, 2017 at TOR	Most Walks:	3 (10x), last, July 10, 2021 vs. ARI
Most Home Runs:	3 (6x), last, August 13, 2020 vs. SD	Longest Hitting Streak:	18 games, August 24 - September 13, 2015
Most Runs Scored:	5, April 10, 2018 vs. NYY	Grand Slams:	5, last: July 10, 2021 vs. ARI (A. Young)

Career Fielding Record

Position	PCT	G	PO	A	E	TC	DP
Second Base	.965	23	31	51	3	85	10
Center Field	.989	223	526	15	6	547	4
Right Field	.990	735	1587	37	16	1534	6

Career Transactions

- June 7, 2011: Drafted by the Boston Red Sox in the 5th round of the 2011 amateur draft. Player signed August 15, 2011.
- February 10, 2020: Traded to the Los Angeles Dodgers along with LHP David Price for OF Alex Verdugo, C Connor Wong and IF Jeter Downs

Injured List

- July 29 - August 9, 2015 (concussion)
- June 1 - June 11, 2018 (left abdominal strain)
- July 25 - August 1, 2021 (right hip inflammation)
- August 11 - 26, 2021 (right hip inflammation)



Phil
BICKFORD

RHP | 52

@Dodgers

Bats: Right **Throws:** Right

Height: 6-4 **Weight:** 220

Opening Day Age: 26

Born: July 10, 1995 in Ventura, CA

Resides: Phoenix, AZ

Acquired: Claim off waivers on May 3, 2021 from Milwaukee

ML Service: 0.145

MLB Debut: September 1, 2020

Career Highlights

- * Local product from Newbury Park, CA looks to his second big league season and eighth overall professional season after cementing himself as a dependable bullpen reliever in 2021
- * Across 58 games over two Major League seasons, the righty has a 4-2 record with a save (three opportunities) and a 3.44 ERA (20 ER/52.1IP)...has held hitters to a .211 average with 61 strikeouts and just 19 walks
- * Earned his first big league win on July 25, 2021 against Colorado, allowing just one hit over a scoreless frame...registered his first ML save earlier in the year on June 10 at Pittsburgh, striking out one when facing the minimum
- * Made his Major League debut on September 1, 2020 against Detroit as a Brewer, pitching 1.0 Inning while giving up four earned runs on four hits with two strikeouts and two HBPs...had his contract selected earlier that day and struck out Grayson Greiner for his first big league punchout after hitting the first two batters he faced
- * Owns a 12-8 Minor League record across 85 games (37 starts) with one save (two opportunities)...has struck out 289 batters and issued 87 walks, keeping the opposition to a .220 average...has given up just 11 home runs over eight professional seasons
- * Selected by San Francisco in the first round (18th overall) of the 2015 First-Year Player Draft and signed by scout Chuck Fick... was previously selected tenth overall by Toronto in the 2013 First-Year Player Draft but did not sign

Year-By-Year

2021

- * Started the year with Milwaukee before getting claimed off waivers by the Dodgers on May 3
 - * With the Brewers, the righty pitched in just one contest on April 16 against Miami, allowing two earned runs on two hits (one home run) and a walk over one inning
 - * Appeared in five games for Triple-A Oklahoma City, going 1-0 with a 5.40 ERA (3 ER/5.0 IP) with 12 punchouts and zero issued walks from May 10 to May 21 before making his first appearance as a Dodger on May 23 at San Francisco, where he struck out one over 0.2 inning
 - * Garnered a 4-2 record and 2.50 ERA (14 ER/50.1IP) in Dodger blue this year, striking out 59 batters while issuing just 18 free passes...produced a 1.03 WHIP and limited the opposition to a .190 average (34-for-179)
 - * Ranked amongst qualified Dodger pitchers in several categories: games (3rd, 56), strikeouts (7th, 59), and innings pitched (10th, 50.1)
 - * Earned his first Major League win on July 25 against Colorado, allowing just one hit over a scoreless frame...registered his first big league save earlier in the year on June 10 at Pittsburgh, striking out one when facing the minimum
 - * Pitched a career-high 2.0 innings on 6/16 against Philadelphia and 6/21 at San Diego, striking out a combined five hitters in 16 batters faced...also struck out a career-high three batters twice this season (6/21 at SD, 7/4 at WSH)
- Was even-keeled in home and away games, limiting hitters to a .184 and .212 average respectively...posted great numbers both before and after the All-Star game, giving up seven earned runs on 15 hits before the Midsummer Classic while giving up nine earned runs on 21 hits after the game...pitched in bases loaded circumstances seven times this season and struck out four hitters during his combined 3.0 scoreless innings...gave up just seven hits with runners in scoring position across 28 games, posting a .140 batting average against

2020

- * Spent majority of the season at the Alternate Training Site in Appleton, Wisconsin
- * Made his Major League debut on September 1 against Detroit, pitching 1.0 inning and giving up four earned runs on four hits with two strikeouts and two HBPs...had his contract selected earlier that day
- * First career strikeout was Grayson Greiner after hitting the first two batters he faced
- * Was optioned back to the Alternate Training Site on September 3

2019

- * Entered the season with a 2.48 ERA and one save in 20 relief appearances with Class-A Carolina
- * Held opponents to a .197 batting average with 53 strikeouts in 32.2 innings
- * Earned his first and only professional save on August 24 against Lynchburg
- * Was named Brewers Minor League Pitcher of the Month for August/September after going 2-0 without allowing a run over nine appearances...allowed just five hits and struck out 28 with just three walks over 18.0 innings in that span
- * Did not surrender a run over his last 14 appearances, covering 26.0 innings...opponents batted .108 (9-for-83)

2018

Spent the year with Class-A Carolina, recording a 0-0 record with a 4.67 ERA in 21 relief appearances...recorded 41 strikeouts in 34.2 innings

2017

- * Started the season as the eighth-best prospect in the Brewers organization according to Baseball America
- * Made just six appearances (five starts) at Rookie Arizona, going 1-0 with a 2.12 ERA...held opponents to a .215 batting average and struck out 16 in 17.0 innings
- * Was on Class-A Carolina's injured list from May 29 to August 2 with a broken right hand...suffered the injury after being hit by a line drive while throwing live batting practice in extended Spring Training in Maryvale
- * Began the season on the restricted list while serving a 50-game suspension for his second positive test

2016

- * Entered the season as the third-best prospect in the Giants organization according to Baseball America
- * Produced a 7-7 record with a 2.93 ERA in 23 games (22 starts) between Class-A Augusta (Giants), Class-A San Jose (Giants) and Class-A Brevard County (Brewers)
- * Held opponents to a .219 batting average with 135 strikeouts in 120.0 innings
- * Was traded by San Francisco to Milwaukee, along with catcher Andrew Susac, in exchange for LHP Will Smith on August 1
- * Was suspended for 50 games on December 9 for violating the Minor League Drug Prevention and Treatment Program...had a second positive test for a drug of abuse (the first came in 2015 prior to the First-Year Player Draft)

2015

- * Went 0-1 with a 2.01 ERA in ten starts with the Rookie Arizona Giants
- * Held opponents to a .169 batting average with 32 strikeouts in 22.2 innings

Personal

Phillip Roger Bickford...born on July 10, 1995 in Newbury Park, CA to parents David and Barbara...attended Cal State Fullerton as a freshman before transferring his sophomore season to College of Southern Nevada...was a 2015 Golden Spikes Award semifinalist as he went 9-1 with a 1.45 ERA in 16 starts, striking out 166 batters in 86.2 innings at Southern Nevada...received Russ Ford Award as the most outstanding relief pitcher and the Robert A. McNeese Award as the top prospect in the 2014 Cape Cod League...graduated from Oaks Christian High School (CA) where he led the Lions to the CIF Southern Section Division IV championship

Career Pitching Record

Year	Team	W-L	ERA	G	GS	CG	SHO	SV	IP	H	R	ER	HR	HB	BB	SO	WP	BK	A/G
2015	AZL Giants	0-1	2.01	10	10	0	0	0	221	13	5	5	0	1	6	32	2	0	169
2016	Augusta	3-4	2.70	11	11	1	0	0	60.0	49	23	18	2	2	15	69	4	0	220
	San Jose	2-2	2.73	6	6	1	0	0	33.0	21	10	10	3	2	12	36	1	0	186
	Brevard Co.	2-1	3.67	6	5	0	0	0	27.0	26	12	11	1	2	15	30	2	0	252
2017	AZL Brewers	1-0	2.12	6	5	0	0	0	17.0	14	5	4	0	2	10	16	2	0	215
2018	Carolina	0-0	4.67	21	0	0	0	0	34.2	37	21	18	3	3	18	41	5	0	276
2019	Carolina	3-0	2.48	20	0	0	0	1	32.2	23	9	9	2	1	11	53	1	0	197
2020	MILWAUKEE	0-0	360.0	1	0	0	0	0	1.0	4	4	4	0	2	0	2	1	0	.571
2021	Oklahoma City	1-0	5.40	5	0	0	0	0	5.0	5	3	3	0	0	0	12	0	0	238
	LOS ANGELES	4-2	2.50	56	0	0	0	1	501	34	16	14	6	2	18	59	0	0	190
	MILWAUKEE	0-0	180.0	1	0	0	0	0	1.0	2	2	2	1	1	1	0	0	0	500
Major League -2 years		4-2	3.44	58	0	0	0	1	521	40	22	20	7	5	19	61	1	0	211
Los Angeles - 1 year		4-2	2.50	56	0	0	0	1	501	34	16	14	6	2	18	59	0	0	190
Minor League-6 years		12-8	3.03	85	37	2	0	1	2311	188	88	78	11	13	87	289	17	0	220

Career Postseason Pitching Record

Year	Team	W-L	ERA	G	GS	CG	SHO	SV	IP	H	R	ER	HR	HB	BB	SO	WP	BK
2021	NLDS: LAD vs. SF	0-0	0.00	3	0	0	0	0	21	1	0	0	0	0	0	0	0	0
	NLCS: LAD vs. ATL	0-0	0.00	3	0	0	0	0	3.2	3	0	0	0	0	0	4	0	0
Postseason Totals		0-0	0.00	6	0	0	0	0	6.0	4	0	0	0	0	0	4	0	0
LDS Totals		0-0	0.00	3	0	0	0	0	21	1	0	0	0	0	0	0	0	0
LCS Totals		0-0	0.00	3	0	0	0	0	3.2	3	0	0	0	0	0	4	0	0

Career Single-Game Bests

Low-Hit Complete Game:	---	Most Strikeouts:	3, (2x), last, July 4, 2021 at WAS
Most Innings Pitched Starter:	---	Most Walks:	2, (5x), last, Sept. 3, 2021 at SF
Most Innings Pitched Reliever:	2.0, (2x), last, June 21, 21 at SD	Longest Winning Streak:	3 games, July 25 - Sept. 1, 2021
Most Earned Runs Allowed:	4, Sept. 1, 2021 vs. MIL	Longest Losing Streak:	1, (2x), last, Sept. 9, 2021

Career Fielding Record

Position	PCT	G	PO	A	E	TC	DP
Pitcher	1.000	58	0	1	0	3	1

Career Transactions

- June 6, 2013: Drafted by the Toronto Blue Jays in the 1st round (10th pick) of the 2013 amateur draft, but did not sign.
- June 8, 2015: Drafted by the San Francisco Giants in the 1st round (18th pick) of the 2015 amateur draft. Player signed June 26, 2015.
- August 1, 2016: Traded by the San Francisco Giants with Andrew Susac to the Milwaukee Brewers for Will Smith.
- May 3, 2021: Selected off waivers by the Los Angeles Dodgers from the Milwaukee Brewers.

Injured List

- No injuries at the Major League Level



**Justin
BRUIHL**

LHP | 61

@Dodgers

Bats: Left **Throws:** Left

Height: 6-2 **Weight:** 215

Opening Day Age: 24

Born: June 26, 1997 in Petaluma, CA

Resides: Petaluma, CA

Acquired: Signed as a non-drafted free agent on July 15, 2017

ML Service: 0.057

MLB Debut: August 8, 2021

Career Highlights

- * The 24-year-old southpaw enters his third professional season and second Major League season with the Dodgers holding a 0-1 big league record across 21 appearances with 11 strikeouts and 1.07 WHIP
- * Made his Major League debut against the Angels on August 8, 2021, tossing 1.2 scoreless frames with two punchouts and one walk...sat down Brandon Marsh for his first ML. strikeout
- * Rapidly climbed through Double-A and Triple-A ball during the 2021 season, spending eight games with Tulsa and 18 games with Oklahoma City...combined for a perfect 4-0 record over 26 games paired with a 2.63 ERA (11 ER/37.2 IP) and 50 strikeouts against just ten walks
- * Appeared in three postseason games, all against the Atlanta Braves, firing 2.0 scoreless frames and allowing just one hit with five strikeouts
- * Split the 2018 and 2019 seasons between Single-A Ogden, Single-A Great Lakes, and Advanced-A Rancho Cucamonga, posting a 10-2 record across 46 games...struck out 95 batters and limited the opposition to a .216 batting average
- * Was signed as a non-drafted free agent by the Dodgers on July 15, 2017 out of Cal Poly San Luis Obispo

Year-By-Year

2021

- * Split the campaign between Double-A Tulsa and Triple-A Oklahoma City before having his contract selected on August 8 for the big leagues
- * Made his Major League debut against the Angels on August 8, 2021, tossing 1.2 scoreless frames with two punchouts and one walk...sat down Brandon Marsh for his first ML. strikeout
- * Pitched in three postseason games, all against the Atlanta Braves, firing 2.0 scoreless frames and allowing just one hit with five strikeouts
- * Appeared in 18 games for Triple-A Oklahoma City, delivering a perfect 3-0 record with three holds...registered a 3.57 ERA (9 ER/22.2 IP) with a 1.29 WHIP
- * Limited the opposition to a .259 average, striking out 30 batters and walking just seven
- * Started the season with Double-A Tulsa, pitching in eight games for a 1-0 record and a 1.20 ERA (2 ER/15.0 IP)...southpaw struck out 20 batters and walked just three over 54 total batters
- * Tabbed a 12.00 strikeout-per-nine innings mark with Tulsa with a 0.67 WHIP

Pitched a ML. career high of two shutout innings on Sept. 5 against the Giants...did not give up a run in his 9.0 innings during day games in the Majors...kept batters limited to a .190 with one out...was tough against lefties, limiting hitters to a .150 average...did not register a wild pitch across his 363 pitches with Oklahoma City...faced 94 batters during his stint, striking out 30 batters for a 11.91 strikeout-per-nine innings mark...started his first game of the year on July 15, striking out two over a scoreless frame...kept the opposition to a .140/.204/.280 slashline while with Double-A Tulsa...registered his lowest pitches per plate appearance with a single team at 3.796...kept righties to a .167 average and lefties to a .100 average

2020

- * Did not participate in the 2020 season after the minor league season was cancelled

2019

* Appeared in four games for Advanced-A Rancho Cucamonga, garnering a 3.68 ERA (3 ER/7.1IP) over four games...kept the opposition to a .179 batting average

* Spent majority of his time with Low-A Great Lakes, producing a 4-0 record across 21 appearances for a 0.79 ERA (3 ER/34.1 IP)...struck out 42 batters and walked just eight

* Earned two saves in three save opportunities, registering both with Low-A Great Lakes against the Dayton Dragons on July 24 and July 26...struck out two batters and walked two over nine at-bats

In his four wins with the Loons, the lefty tossed a minimum of five outs in each appearance...pitched in two postseason games for Great Lakes, allowing just two earned runs over 5.0 innings with three strikeouts

2018

* Made 21 appearances for Single-A Ogdén Raptors, producing a 5-2 record paired with a 8.24 ERA (29 ER/31.2 IP)...struck out 44 batters and walked 24

* Earned his first career save on August 28 against the Orem Owlz...struck out four over 2.0 innings while allowing an earned run on two hits

Garnered a 12.5 strikeout-per-nine inning mark tagged with a .714 winning percentage...proved to be a tough pitcher to homer off, giving up just one longball over 159 batters faced

Personal

Justin Bruhl...born on June 26, 1997 in Petaluma, CA...attended Casa Grande High School (CA), where he was a North Bay League honorable mention...high school team reached the quarterfinal round of the CIF-North Coast Section Division 2 playoffs...pitched at Cal Poly San Luis Obispo in 2016...father, Gene, is a professional bowler and owns a pro bowling shop in Livermore, CA...was signed as a non-drafted free agent on July 15, 2017 by the Dodgers

Career Pitching Record

Year	Team	W-L	ERA	G	GS	CG	SHO	SV	IP	H	R	ER	HR	HB	BB	SO	WP	BK	AVG
22018	Ogdén	5-2	8.24	21	0	0	0	1	31.2	33	32	29	1	1	24	44	14	0	.246
2019	Great Lakes	4-0	0.79	21	0	0	0	2	34.1	23	5	3	0	2	8	42	5	0	.187
	Rancho Cucamonga	1-0	3.68	4	0	0	0	0	7.1	5	3	3	0	0	1	9	1	0	.179
2021	Tulsa	1-0	1.20	8	0	0	0	0	15.0	7	2	2	1	1	3	20	1	0	.140
	Oklahoma City	3-0	3.57	18	1	0	0	0	22.2	22	11	9	2	1	7	30	0	0	.259
	LOS ANGELES	0-1	2.89	21	2	0	0	0	18.2	13	7	6	1	1	7	11	3	0	.203
Major League - 1 year		0-1	2.89	21	2	0	0	0	18.2	13	7	6	1	1	7	11	3	0	.203
Los Angeles - 1 year		0-1	2.89	21	2	0	0	0	18.2	13	7	6	1	1	7	11	3	0	.203
Minor League - 3 years		14-2	3.73	72	1	0	0	3	111.0	90	53	46	4	5	43	145	21	0	.214

Career Postseason Pitching Record

Year	Team	W-L	ERA	G	GS	CG	SHO	SV	IP	H	R	ER	HR	HB	BB	SO	WP	BK
2021	NLCS: LAD vs. ATL	0-0	0.00	3	0	0	0	0	2.0	1	0	0	0	0	0	5	0	0
Postseason Totals		0-0	0.00	3	0	0	0	0	2.0	1	0	0	0	0	0	5	0	0
LCS Totals		0-0	0.00	3	0	0	0	0	2.0	1	0	0	0	0	0	5	0	0

Career Single-Game Bests

Low-Hit Complete Game:	---	Most Strikeouts:	2, August 8, 2021 vs. LAA
Most Innings Pitched Starter:	12, August 16, 2021 vs. PIT	Most Walks:	2, August 13, 2021 at NYM
Most Innings Pitched Reliever:	2.0, Sept. 5, 2021 at SF	Longest Winning Streak:	---
Most Earned Runs Allowed:	3, Sept. 14, 2021 vs. AFI	Longest Losing Streak:	1, Sept. 22, 2021 - current

Career Fielding Record

Position	PCT	G	PO	A	E	TC	DP
Pitcher	1.000	21	0	3	0	3	0

Career Transactions

• No injuries at the Major League Level

Injured List

• No injuries at the Major League Level



Walker
BUEHLER

RHP | 21

@buehlersdayoff21

Bats: Right **Throws:** Right

Height: 6-2 **Weight:** 185

Opening Day Age: 27

Born: July 28, 1994 in Lexington, KY

Resides: Lexington, KY

Acquired: Drafted in the 1st round (24th overall) of the 2015 First Year Player Draft from Vanderbilt University

ML Service: 3.168

MLB Debut: September 7, 2017



Career Highlights

- * The two-time All-Star enters his sixth MLB season after posting a 40-13 record with a 2.90 ERA and a 1.00 WHIP in 103 career games (94 starts)
- * Has held opponents to a .206/.263/.340 career slashline with a 1.00 WHIP...since 2017, ranks fourth among pitchers (min. 350.0 IP) with a .612 opponents' OPS, behind only Jacob deGrom (.591), Chris Sale (.609) and Max Scherzer (.609)
- * Helped lead the Dodgers to their 2020 World Championship, going 2-0 with a 1.80 ERA (5 ER/25.0 IP) in five Postseason starts...limited opponents to a .196 batting average (18-for-92) with 39 strikeouts in 25.0 innings
- * Has solidified his reputation as a big game pitcher with a 3-3 record and a 2.94 ERA (26 ER/79.2 IP) in 15 postseason starts, limiting hitters to a .209 batting average, posting a 1.15 WHIP and averaging 11.4 strikeouts per 9.0 innings...has allowed just one run in 13.0 innings in two World Series starts (0.69 ERA)...all time among pitchers with 60.0 or more Postseason innings, ranks 12th in ERA, fourth in opponents' average and 10th in WHIP
- * Threw his first career complete-game against the Rockies on June 21, 2019, allowing only two earned runs on three hits, while establishing career highs in strikeouts (16) and total pitches (111)... tossed his second complete game on August 3, 2019 against San Diego, allowing one run on five hits while striking out 15 batters without issuing a walk on 110 pitches
- * Was named to his second All-Star team in 2021 (also, 2019) as a replacement player...was also named to his first All-MLB team in 2021 after finishing the season with a 16-4 record and a 2.47 ERA (57 ER/207.2 IP)
- * Started the first combined no-hitter in Dodger history, walking three and striking out eight in 6.0 innings (93 pitches) in a 4-0 win over the Padres on May 4, 2018 in Monterrey, Mexico...Tony Cingrani, Yimi Garcia and Adam Liberatore fired the final 3.0 innings...it was the 23rd no-hitter in Dodger franchise history and the 13th since moving to Los Angeles
- * Made his first career big league start on April 23, 2018 against Miami at Dodger Stadium and did not factor into the decision after throwing 5.0 scoreless innings and striking out five batters
- * Recorded his first Major League win on Sept. 21, 2017 at Philadelphia, tossing a scoreless inning of relief with two strikeouts
- * Selected as the 2017 Dodgers Branch Rickey Minor League Pitcher of the Year after going 3-3 with one save and posting a 3.35 ERA in 28 combined games (19 starts) with Single-A Rancho Cucamonga, Double-A Tulsa and Triple-A Oklahoma City
- * Selected by the Dodgers in the first round (24th overall) of the 2015 First-Year Player Draft out of Vanderbilt University

Year-By-Year

2021

* Had a stellar year, posting a 16-4 record across 33 starts with a 2.47 ERA (57 ER/207.2 IP)...struck out 212 batters against just 52 walks and produced a 0.96 WHIP

* Fared well against both lefties and righties, limiting each to a .201/.267/.329 and .198/.245/.330 slashline respectively

* Ranked amongst the best in the National League in multiple categories: ERA (3rd, 2.47), wins (3rd, 16), strikeouts (7th, 212), games started (T-1, 33), innings pitched (2nd, 207.2), opponents' average (2nd, .199), WHIP (4th, 0.97), and winning percentage (2nd, .800)

* Finished the season with strong numbers across the board, leading the team in ERA (2.47), games started (33), innings pitched (207.2), WHIP (0.97), strikeouts (212), and opponents' batting average (.199)

* Finished fourth in Cy Young voting with 70 points, just behind Max Scherzer

* Named to his second All-Star team as a replacement player...did not make an appearance in the Mid-Summer Classic

* Earned his first All-MLB Team distinction (first-team), joining his teammates Max Scherzer (first-team), Trea Turner (second-team), Julio Urias (second-team), and Kenley Jansen (second-team)

* Claimed his first NL Pitcher of the Month distinction for the month of July, after posting a perfect 3-0 record over five starts with a 1.67 ERA, 38 strikeouts, and nine walks...did not allow a home run in that span

* Picked up career highs in wins (16), ERA (2.47), games (33), and innings pitched (207.2)...tossed 200+ strikeouts for the second time in his career (2019: 215)

* Pitched in his fourth Postseason, going 0-2 over four starts with a 4.91 ERA (12 ER/18.1IP)...struck out 18 batters and walked nine

Was a solid performer at home, going 11-2 over 19 starts for a 2.05 ERA (28 ER/123.0 IP) with 130 strikeouts...tossed 7.0+ innings 14 times this year, including 7.2 frames on August 20 against the Mets...struck out double digit batters four times, registering wins in two of those starts...fared well before the All-Star break, posting a 9-1 record over 18 games with a 2.36 ERA (30 ER/114.1 IP)...went undefeated on Saturdays, posting a perfect 5-0 mark across seven games...smashed his first career double on June 2 against St. Louis, earning his first career multi-RBI games, and later collected his second double just one month later on July 5 at Miami...committed just his second fielding error of his career in his start against the Padres on April 16

2020

* Went 1-0 with a 3.44 ERA in eight starts during the 60-game season, holding opponents to a .178 batting average with a 0.95 WHIP...struck out 42 against 11 walks in 36.2 innings

* Limited to just 36.2 innings in the regular season due to two IL stints caused by blisters (Aug. 26-Sept. 2; Sept. 10-24)

* Helped lead the Dodgers to their 2020 World Championship, going 2-0 with a 1.80 ERA (5 ER/25.0 IP) in five Postseason starts...limited opponents to a .196 batting average (18-for-92) with 39 strikeouts in 25.0 Postseason innings

* Tossed 6.0 innings of one-run ball to pick up the win in World Series Game 3 over the Rays (Dodgers 6-2 win), striking out 10, allowing just three hits and walking one...became the first pitcher in World Series history to strike out 10 while not pitching more than 6.0 innings

2019

* Finished the season going 13-4 with a 3.24 ERA (64 ER/177.1 IP) in a career-high 30 starts, limiting opponents to a .223 average while posting a 1.04 WHIP

* Led the National League in winning percentage (.778) and complete games (2) and ranked among leaders in wins (T-6th), WHIP (6th, 1.04), strikeout-to-walk ratio (3rd, 5.81), walks per 9.0 innings (6th, 1.83), ERA (9th) and strikeouts per 9.0 innings (7th, 10.51)

* Struck out 200 batters for the first time in his career, leading Dodger pitchers with 215 strikeouts and ranking 10th in the NL in that category

Buehler's five games with double-digit strikeouts and no walks were the most in the National League and only second to Justin Verlander (6) and Gerritt Cole (7) in the Major Leagues... according to STATS, his five such games are the most by any MLB pitcher 25 or younger in a season in the live-ball era (since 1920)...joined Pedro Martinez and Doc Gooden as the only MLB pitchers with multiple starts of 15 strikeouts and no walks in the same season (June 21 vs. Colorado and August 3 vs. San Diego)...had success against batters on both sides of the plate, holding left-handed hitters to a .218 average (74-for-339) and righties to a .226 mark (74-for-327)...was selected to his first All-Star Game after going 8-1 with a 3.46 ERA while posting a 0.99 WHIP in 17 first half starts...made two NLDS starts against the Nationals, allowing only one earned run in 12.2 innings of work, striking out 15 batters against six walks while posting a 0.87 WHIP

2018

* Finished third in the Rookie of Year voting, going 8-5 with a 2.62 ERA (40 ER/137.1 IP) in 24 games (23 starts)...struck out 151 batters against just 37 walks and limited hitters to a .193 average

* Made his first career big league start on April 23 against Miami at Dodger Stadium after being recalled from

Triple-A Oklahoma City

* Pitched in Game 163 against the Rockies and recorded the win to help the Dodgers secure their sixth straight NL West Title, after allowing just one hit and striking out three over 6.2 scoreless innings

* Made four Postseason starts (0-1), posting a 3.80 ERA (10 ER/23.2 IP), while limiting opponents to a .190 average and posting a 0.85 WHIP...struck out 29 batters against only four walks

* His eight strikeouts in 7.0 innings of Game 3 of the NLCS against the Brewers were the second-most in an NLCS start by a rookie in Dodger history, trailing just Tim Belcher, who struck out 10 in Game 2 of the 1988 NLCS vs. the Mets...his 7.0 innings pitched tied Belcher (1988 Game 5) and teammate Hyun-Jin Ryu (2013 Game 3) for the third-longest LCS start by a Dodger rookie, behind Fernando Valenzuela (8.2 IP, 1981 Game 5) and Belcher (8.1 IP, 1988 Game 2)

* Became just the second rookie in MLB history to start Game 7 of an LCS (Oct. 20 at MIL), joining Boston's Daisuke Matsuzaka (2007 ALCS against Cleveland)

* Started Game 3 of the World Series for the Dodgers, logging 7.0 shutout innings while allowing two hits and striking out seven batters without issuing a walk in a no-decision...became the third pitcher in World Series history to log those numbers or better in a Fall Classic contest, joining Roger Clemens (2000) and Don Larsen (1956)...Buehler is the first pitcher younger than 25 years old to accomplish the feat in any Postseason game

As a starter, went 8-4 with a 2.31 ERA (35 ER/136.1 IP), a .185 opponents' batting average and a 0.92 WHIP...ranked among the best starters in the big leagues (min. 125 IP) in ERA (5th), opponents' batting average (3rd), opponents' OBP (.249, 5th), opponents' SLG (.282, 2nd), opponents' OPS (.531, 2nd), WHIP (5th), hits per nine innings (5.94, 3rd) and home runs per nine innings (0.73, 9th)...also ranked among NL starters in strikeout-to-walk ratio (4.08, 8th) and strikeouts per nine innings (9.90, 12th)...finished the season with the lowest WHIP (0.92) among rookie pitchers with 20 or more starts since 1913, and the second lowest opponents' OBP (.249), behind just Dick Hughes' .248 mark in 1967 with the Cardinals...his .185 opponents' batting average also ranked the fourth lowest, while his .531 opponents' OPS was the fifth lowest...was dominant in the second half of the season, going 4-3 with a 2.03 ERA (18 ER/80.0 IP) and holding opposing hitters to a .165/.242/.266 slashline, while striking out 92 batters against just 24 walks in 13 starts...among starters with 10 or more starts since the All-Star break, he finished with the second best opponent's batting average in the big leagues, while ranking among the best in WHIP (0.88, 4th), ERA (5th) and strikeouts (T-10th)...in 13 games (12 starts) at home, he put up a 4-3 record with a 1.93 ERA (16 ER/74.2 IP) and held hitters to a .174 average...among starters with 10 or more starts at home, his 0.83 WHIP was the best in the Majors, while his ERA (1.93 ERA, 8th) and opponents' batting average (.174, 3rd) ranked among the best in the big leagues...was named to Baseball America's 2018 All-Rookie Team

2017

* Saw his first big league action in just his second professional season and made eight relief appearances going 1-0 with a 7.71 ERA (8 ER/9.1 IP)

* In the Majors, he struck out 12 against eight walks in 9.1 innings...held left-handed hitters to a .188 average and limited the opposition to a .182 mark with runners in scoring position

* Had his contract selected from Triple-A Oklahoma City on Sept. 6 and made his big league debut the next day (Sept. 7), tossing 2.0 scoreless innings of relief with two strikeouts against the Rockies

Recorded his first Major League win on Sept. 21, 2017 at Philadelphia, tossing a scoreless inning of relief with two strikeouts in the Dodgers' 5-4 victory...selected as the Dodgers Branch Rickey Minor League Pitcher of the Year after going 3-3 with one save and posting a 3.35 ERA (33 ER/88.2 IP) in 28 combined games (19 starts) with Advanced-A Rancho Cucamonga, Double-A Tulsa and Triple-A Oklahoma City...rated by MLB.com as the Dodgers' No. 1 prospect and was rated by Baseball America as the 17th best overall prospect in baseball...in the minors, held hitters to a combined .208 average, while striking out 125 batters against just 31 walks in 88.2 innings...named Texas League Pitcher of the Week in the week ending July 2 and was selected as MiLB.com Organizational All-Star

2016

Spent his first professional season with Rookie-Level AZL Dodgers, where he appeared in one game...he threw 2.0 scoreless innings with three punchouts, recording one win...graduated to Single-A Great Lakes on August 28, pitching in two games (one start) over 3.0 innings, striking out three batters against three walks.

PERSONAL

Walker Anthony Buehler...married longtime girlfriend MacKenzie this offseason... played college ball at Vanderbilt University and was a member of the 2014 College World Series championship team...pitched against UC Irvine in the College World Series where he tossed 5.1 hitless innings with seven strikeouts to earn the win...as a freshman in 2013 he earned a spot on the SEC First-Year Academic Honor Roll...graduated from Henry Clay (KY) High School...was named a two-time Kentucky All-State and two-time All-City team member and had his jersey retired at the high school...owns the single-season strikeout record at Henry Clay HS with 98 strikeouts over 66.0 innings...hosted a charity golf tournament in Lexington, KY in November 2018 to benefit the Kids Cancer Alliance...drafted by the Pirates in the 14th round of the 2012 First-Year Player Draft out of Henry Clay HS but did not sign...selected by the Dodgers in the first round (24th overall pick) of the 2015 First-Year Player Draft from Vanderbilt University and was signed by scout Marty Lamb

Career Pitching Record

Year	Team	W-L	ERA	G	GS	CG	SHO	SV	IP	H	R	ER	HR	HB	BB	SO	WP	BK	AVG
2016	Great Lakes	0-0	0.00	2	1	0	0	0	3.0	0	0	0	0	1	3	3	0	0	.000
	AZL Dodgers	1-0	0.00	1	0	0	0	0	2.0	0	0	0	0	0	0	3	0	0	.000
2017	LOS ANGELES	1-0	7.71	8	0	0	0	0	91	11	8	8	2	0	8	12	1	0	.306
	Oklahoma City	1-1	4.63	12	3	0	0	1	231	19	12	12	1	0	11	34	3	1	.216
	Tulsa	2-2	3.49	11	11	0	0	0	49.0	40	19	19	5	0	15	64	1	0	.225
2018	Rancho Cucamonga	0-0	1.10	5	5	0	0	0	161	8	3	2	0	1	5	27	0	0	.143
	LOS ANGELES	8-5	2.62	24	23	0	0	0	1371	95	43	40	12	6	37	151	4	0	.133
	Oklahoma City	1-0	2.08	3	3	0	0	0	13.0	10	4	3	0	1	4	16	1	0	.204
2019	Rancho Cucamonga	0-0	3.00	1	1	0	0	0	3.0	2	1	1	0	0	1	5	0	0	.182
	LOS ANGELES	14-4	3.26	30	30	2	0	0	1821	153	77	66	20	7	37	215	4	0	.223
	LOS ANGELES	1-0	3.44	8	8	0	0	0	36.2	24	18	14	7	1	11	42	4	0	.178
2020	LOS ANGELES	16-4	2.47	33	33	0	0	0	207.2	149	61	57	19	6	52	212	5	0	.199
Major League- 5 years		40-13	2.90	103	94	2	0	0	5731	432	207	185	60	20	145	632	18	0	.206
Dodger Totals- 5 years		40-13	2.90	103	94	2	0	0	5731	432	207	185	60	20	145	632	18	0	.206
Minor League- 3 years		5-3	3.04	35	24	0	0	1	109.2	79	39	37	6	3	39	152	5	1	.199

Career Postseason Pitching Record

Year	Team	W-L	ERA	G	GS	CG	SHO	SV	IP	H	R	ER	HR	HBP	BB	SO	WP	BK
2018	NLDS: LAD vs. ATL	0-0	9.00	1	1	0	0	0	5.0	2	5	5	1	0	3	7	0	0
	NLCS: LAD vs. MIL	0-1	3.86	2	2	0	0	0	11.2	12	5	5	2	0	1	15	1	0
	WS: LAD vs. BOS	0-0	0.00	1	1	0	0	0	7.0	2	0	0	0	0	0	7	0	0
2019	NLDS: LAD vs. WAS	1-0	0.71	2	2	0	0	0	12.2	5	1	1	0	1	6	15	0	0
2020	NLWC: LAD vs. MIL	0-0	4.50	1	1	0	0	0	4.0	3	2	2	1	0	2	8	0	0
	NLDS: LAD vs. SD	0-0	2.25	1	1	0	0	0	4.0	2	1	1	0	0	4	8	0	0
	NLCS: LAD vs. ATL	1-0	0.82	2	2	0	0	0	11.0	10	1	1	1	0	5	13	1	0
2021	WS: LAD vs. TB	1-0	1.50	1	1	0	0	0	6.0	3	1	1	0	0	1	10	0	0
	NLDS: LAD vs. SF	0-1	3.38	2	2	0	0	0	10.2	9	4	4	2	0	3	9	0	0
	NLCS: LAD vs. ATL	0-1	7.04	2	2	0	0	0	7.2	13	8	6	1	0	6	9	0	0
Postseason Totals		3-3	2.95	15	15	0	0	0	79.2	61	28	26	8	1	31	101	2	0
WC Totals		0-0	4.50	1	1	0	0	0	4.0	3	2	2	1	0	2	8	0	0
LDS Totals		1-1	3.06	6	6	0	0	0	321	18	11	11	3	1	16	39	0	0
LCS Totals		1-2	3.56	6	6	0	0	0	301	35	14	12	4	0	12	37	2	0
WS Totals		1-0	0.69	2	2	0	0	0	13.0	5	1	1	0	0	1	17	0	0

Career Single-Game Bests

Low-Hit Complete Game:	3, June 21, 2019 vs. COL	Most Strikeouts:	16, June 21, 2019 vs. COL
Most Innings Pitched Starter:	9.0 (2x), last: August 3, 2019 vs. SD	Most Walks:	4, (4x), last: August 8, 2021 vs. LAA
Most Innings Pitched Reliever:	2.0 (2x), last: Sept. 29, 2017 at COL	Longest Winning Streak:	9 games, Sept. 27, 2019 - June 19, 2021
Most Earned Runs Allowed:	7, June 27, 2019 at COL	Longest Losing Streak:	3 games, June 28- July 31, 2018

Career Fielding Record

Position	PCT	G	PO	A	E	TC	DP
Pitcher		.978	103	94	62	2	90
							3

Career Transactions

- June 8, 2015: Drafted by the Los Angeles Dodgers in the 1st round (24th pick) of the 2015 amateur draft. Player signed July 17, 2015.

Injured List

- June 12 - July 13, 2018 (right rib microfracture)
- August 23 - Sept. 2, 2020 (right hand blister)
- Sept. 9 - Sept. 24, 2020 (right hand blister)



Garrett CLEAVINGER

LHP | 61

@cleavinger14

Bats: Right **Throws:** Left

Height: 6-1 **Weight:** 220

Opening Day Age: 27

Born: April 23, 1994 in Lawrence, KS

Resides: Lawrence, KS

Acquired: Three-Team Trade with Philadelphia and Tampa Bay

ML Service: 0.168

MLB Debut: September 17, 2020

Career Highlights

- * Left-handed reliever enters his second season with the Dodger organization after being acquired from the Phillies as part of a three-team trade in 2020
- * Owns a 2-4 Major League record over 23 appearances (one start) for a 3.38 ERA (7 ER/18.2 IP)...has struck out 22 batters and walked 12
- * Earned his first Major League win on May 11, 2021 against Seattle, striking out two over a scoreless frame
- * Saw his first big league action and appeared in one game during three stints with Philadelphia in 2020, making his MLB debut on Sept. 17 vs. the Mets...allowed one run on two hits in 0.2 innings and closed the outing by striking out Andrés Giménez for his first big league punchout
- * Has combined to post a 20-12 record with nine saves and a 3.96 ERA in 151 relief appearances over six minor league seasons...in the minors, has struck out 319 batters for a 12.4 strikeout-per-nine innings mark across 232.0 innings
- * Has been traded twice, after being drafted by the Orioles out of the University of Oregon in 2015, from Baltimore to Philadelphia in 2017 and then to the Dodgers on Dec. 29, 2020 as part of a three-team, four player trade with the Phillies and Rays
- * Selected as a 2016 South Atlantic League All-Star with Baltimore's Single-A Delmarva
- * Selected by Baltimore in the third round of the 2015 First-Year Player Draft and signed by Orioles scout Brandon Verley

Year-By-Year

2021

- * Spent time with both Triple-A Oklahoma City and the Dodgers...pitching in 11 games and 22 games, respectively
- * Garnered a 2-4 record with a 3.00 ERA (6 ER/18.0 IP) and 21 strikeouts...kept the opposition to a .290 average
- * Earned his first Major League win on May 11 against Seattle, striking out two over a scoreless frame
- * Pitched a career-high 2.0 innings on June 24 against the Cubs, not giving up a hit as he struck out one and walked two
- * While with Oklahoma City, the southpaw posted a 1-0 record over 11 games for a 1.54 ERA (2 ER/11.2 IP) with 25 punchouts against just five walks in 47 batters faced
- * Produced a 1.20 WHIP in those 11 games, limiting the opposition to a .220 average

Had two IL stints during the season, from May 18 to June 17 with left elbow inflammation and August 8 to September 18 with right oblique strain...struck out two batters in five of his 22 appearances...struck out four batters over 2.0 scoreless innings on July 26 with Triple-A Oklahoma City, earning the win...allowed just two earned runs over 11.2 innings...kept hitters to a .176 average with one out...in his four outings in June, limited the opposition to a .188 average, giving up just three hits in 5.0 scoreless innings

2020

- * Saw his first big league action and appeared in one game during three stints with Philadelphia...spent the majority of the season at the Phillies' alternate site
- * Made his Major League debut on Sept. 17 vs. the Mets, allowing one run on two hits in 0.2 innings...closed the outing by striking out Andrés Giménez for his first big league strikeout

Acquired by Los Angeles on Dec. 29 as part of a three-team trade, where the Rays received minor league infielder Dillon Paulson (from the Dodgers) and a player to be named later or cash considerations and the Phillies acquired left-handed pitcher José Alvarado (from the Rays).

2019

* Spent entire season with Double-A Reading, going 3-2 with a 3.66 ERA and a .172 opponents' batting average in 34 relief appearances

Began season on the IL recovering from right ACL surgery, was reinstated on April 25...no pitcher in the minor leagues had more strikeouts (83) in as few innings (51.2), averaging 14.46 SO/9.0 IP...added to Philadelphia's 40-man roster on Nov. 20, 2019

2018
* Combined to post a 1-1 record with a 7.43 ERA in 12 games with Single-A Clearwater and Double-A Reading
Began season with Reading before he was transferred to Clearwater on May 30...placed on the IL from 6/14-end of season with a right ACL injury

2017
Appeared in 38 combined games for Double-A Bowie (Orioles) and Double-A Reading (Phillies) following a mid-season trade, posting a 2-5 record with a 6.00 ERA...on July 29, acquired by Philadelphia from Baltimore with OF Hyun Soo Kim and international signing bonus money in exchange for RHP Jeremy Hellickson and cash...following the season, pitched for Glendale in the Arizona Fall League

2016
* Made 37 combined relief appearances for Single-A Delmarva and Single-A Advanced Frederick, going 7-3 with a 3.07 ERA
* Struck out 102 hitters in 76.1 combined innings, limiting hitters to a .221 batting average...named a South Atlantic League midseason All-Star and posted a 5-0 record with four saves and a 1.38 ERA (6 ER/39.0 IP) with Delmarva...was dominant with Delmarva, limiting opponents to a .185 average with a 0.92 WHIP and 53 Ks in 39.0 innings to earn a June 23 promotion to Frederick

2015
Made his professional debut with Single-A Aberdeen and went 6-1 with a 2.16 ERA in 19 appearances...opened his career with a 16.0-inning scoreless streak (12 appearances) from July 5-Aug. 13

Personal

Garrett J. Cleavinger... 2012 graduate of Lawrence High School (KS)... attended University of Oregon, where he was named a Louisville Slugger Freshman All-American in 2013... his uncle, Matt McWilliams, played in the Atlanta Braves farm system... selected by Baltimore in the third round of the 2015 First-Year Player Draft and signed by Orioles scout Brandon Verley.

Career Pitching Record

Year	Team	W-L	ERA	G	GS	CG	SHO	SV	IP	H	R	ER	HR	HB	BB	SO	WP	BK	AVG
2015	Aberdeen	6-1	2.16	19	0	0	0	1	25.0	14	8	6	2	2	18	32	2	1	.165
2016	Delmarva	5-0	1.38	17	0	0	0	4	39.0	25	8	6	3	1	11	53	3	0	.185
	Frederick	2-3	4.82	20	0	0	0	0	37.1	35	21	20	2	3	23	49	5	0	.255
2017	Bowie	2-4	6.28	27	0	0	0	3	38.2	38	29	27	4	4	23	42	3	0	.245
	Reading	0-1	5.28	11	0	0	0	1	15.1	19	13	9	1	1	9	17	3	0	.317
2018	Reading	0-1	5.40	7	0	0	0	0	8.1	8	8	5	0	3	10	14	2	1	.229
2019	Reading	3-2	3.66	34	0	0	0	0	51.2	32	25	21	2	5	34	83	5	1	.172
2020	PHILADELPHIA	0-0	13.50	1	0	0	0	0	0.2	2	1	1	1	0	0	1	0	0	.500
2021	LOS ANGELES	2-4	3.00	22	1	0	0	0	18.0	20	11	6	4	1	12	21	0	0	.290
	Oklahoma City	1-0	1.54	11	0	0	0	0	11.2	9	3	2	0	0	5	25	1	0	.220
Major League-2 years		2-4	3.38	23	1	0	0	0	18.2	22	12	7	5	1	12	22	0	0	.301
Los Angeles - 1 year		2-4	3.00	22	1	0	0	0	18.0	20	11	6	4	1	12	21	0	0	.290
Minor League-6 years		20-12	3.96	161	0	0	0	0	232.0	185	122	102	14	21	135	319	24	3	.217

Career Single-Game Bests

Low-Hit Complete Game:	---	Most Strikeouts:	2, (5x), last July 10, 2021 vs. ARI
Most Innings Pitched Starter:	10, July 4, 2021 at WAS	Most Walks:	2, June 24, 2021 vs. CHC
Most Innings Pitched Reliever:	2.0, June 24, 2021 vs. CHC	Longest Winning Streak:	2, May 11 - June 20, 2021
Most Earned Runs Allowed:	1, (7x), last, August 6, 2021 vs. LAA	Longest Losing Streak:	3, April 25 - May 5, 2021

Career Fielding Record

Position/PCT	G	PO	A	E	TC	DP
Pitcher	1000	23	2	1	0	3

Career Transactions

- June 9, 2015: Drafted by the Baltimore Orioles in the 3rd round of the 2015 amateur draft. Player signed June 20, 2015.
- July 28, 2017: Traded by the Baltimore Orioles with Hyun Soo Kim and international bonus slot money to the Philadelphia Phillies for Jeremy Hellickson.
- December 29, 2020: Traded as part of a 3-team trade by the Philadelphia Phillies to the Los Angeles Dodgers. The Los Angeles Dodgers sent Dillon Paulson (minors) and player to be named later to the Tampa Bay Rays. The Tampa Bay Rays sent Jose Alvarado to the Philadelphia Phillies.

Injured List

- August 8 - Nov. 7, 2021 (right oblique strain)



Danny DUFFY

LHP | 23

@Dodgers

Bats: Left **Throws:** Left

Height: 6-3 **Weight:** 205

Opening Day Age: 33

Born: December 21, 1988 in Goleta, CA

Resides: Lompoc, CA

Acquired: Signed as free agent with the Dodgers on March 18, 2022

ML Service: 10.085

ML Debut: May 18, 2011

Career Highlights

- * Veteran southpaw looks to bounce back in his 12th Major League season after ending the 2021 season on the Injured List with a left flexor strain
- * Owns an even 68-68 record across 234 games (204 starts) with a 3.95 ERA (514 ER/1172.1 IP) and 1048 strikeouts against 432 walks...has a 1.32 career WHIP and has limited the opposition to a .250 batting average
- * Set a franchise record with 16 strikeouts on Aug. 1, 2016 at Tampa Bay, surpassing the previous record held by Zack Greinke (15, Aug. 25, 2009 vs. Cleveland), not allowing a hit until the first batter of the eighth inning and finished with 8.0 scoreless innings...joined Randy Johnson as the only left handers since 1913 to record at least 16 strikeouts and allow one-or-fewer hit
- * Tossed his first complete game on Aug. 11, 2016 vs. the White Sox, allowing seven hits and no walks on 98 pitches...it was first no-walk complete game by a Royal since Jason Vargas on Aug. 13, 2014
- * Collected his first Major League save on September 20, 2015 in Detroit, pitching the final 4.0 innings of a 10-3 triumph...it marked the first 4.0-inning save by a Royals pitcher since Kris Wilson on May 31, 2001
- * Appeared in three World Series games in 2015, surrendering just one run on a solo shot to Michael Conforto in Game 4 at Citi Field
- * Made his Major League debut on May 18, 2011 against Texas, taking a no decision in the start...earned his first big league win in front of over 100 family and friends in Oakland on June 14 as the Royals took the win, 7-4 start
- * Struck out 87 in 105.1 innings for a 7.43 strikeout-per-nine inning mark in his rookie season in 2011, which is the third-best ratio among Royals rookies (min. 100 IP) in history...only trailed Bob Johnson (8.66 in 1970) and Tom Gordon (8.45 in 1989)
- * Named the 2018 Royals' Roberto Clemente Award nominee, which recognizes the player who best represents the game through extraordinary character, community involvement, philanthropy and positive contributions, both on and off the field
- * Won a gold medal with Team USA in the 2017 World Baseball Classic, going 2-0 with a 1.13 ERA (1 ER/8.0 IP) in two starts, both of which were pool-clinching wins...allowed two runs (one earned) over 4.0 innings to knock out the defending WBC champs Dominican Republic to advance to the championship round in a 6-3 win
- * Selected by the Kansas City Royals in the third round of the First-Year Player Draft...signed by scout Rick Schroeder

Year-By-Year

2021

- * Started the year with Kansas City before getting traded to Los Angeles on July 29 but spent majority of the campaign on the Injured List with a left flexor strain...did not pitch for the Dodgers after being placed on the 60-Day IL on Aug. 9
- * Garnered a 4-3 record across 13 games (12 starts), striking out 65 batters against 22 walks for a 2.51 ERA (17 ER/61.0 IP)
- * Limited hitters to a .226 average, keeping lefties to a .217 average and limiting right-handed hitters to a .228 average
- * Had his best month in April, pitching to a 3-1 record over four starts with a 0.39 ERA (1 ER/23.0 IP)...struck out 27 batters and walked just six in that span
- * Pitched 5.0+ innings in eight of his starts, producing a 4-3 record in those contests with 53 strikeouts against just 15 walks
- * Struck out six or more batters six times, with eight strikeouts coming three times: April 19 vs. TB, May 12 at DET, and April 25 at DET

With runners in scoring position, kept hitters to a .224 average in 12 different games...was dependable in away game contests, limiting hitters to a .189 average in eight games (seven starts) versus a .272 average during five starts at home...allowed five home runs and 15 walks on the road and just one longball and seven walks at home

2020

- * Completed his tenth Major League season (all with Kansas City), finishing second on the team in starts (11), innings (56.1) and strikeouts (57), while his four victories tied for second most on the team
- * His 9.11 strikeout-per-nine innings mark was the second-highest rate of his career (min. 50 IP), trailing only his 2016 campaign, when he amassed a 9.42 rate (188 K in 179.2 IP)
- * Made his third career Opening Day start on July 24 at Cleveland, tying him for third most in franchise history behind only Kevin Appier (7) and Dennis Leonard (4)... suffered a 2-0 setback, being charged with two runs on three hits over 4.1 innings
- * His six starts of at least 4.0 innings and five hits or fewer fell one shy of Tommy John (1968) for the most by an American League lefty to begin a season since 1901...his streak to start the year extended a run to ten consecutive starts with five hits or fewer in 4.0 innings or more, dating back to Sept. 7, 2019, which matched the fifth-longest streak by an American League pitcher since 1901
- * Held opponents to a .200 average (7-for-35) with runners in scoring position, however four of those seven hits went for extra-bases
- * Went 2-2 in the month of September, earning victories at Cleveland (Sept. 9) and vs. St. Louis (Sept. 23), tossing 5.2 scoreless innings in the win over the Tribe, and allowed one run in 5.2 frames vs. the Cardinals, but was charged with six runs in both losses – Sept. 3 vs. the White Sox and Sept. 18 at Milwaukee
- * Made his final appearance of the year out of the bullpen on Sept. 25, his first relief outing since May 11, 2016 at Yankee Stadium, allowing two hits, both of which came around to score, marking the third time in 29 career relief outings that he's allowed multiple runs.

Held opponents to two runs or fewer in six of his 11 starts, which included back-to-back victories over Minnesota on Aug. 15–Game 2 and Aug. 21...opposing No. 9 hitters went 8-for-21 (.381) with four extra-base hits (.619 SLG)...only opposing No. 2 hitters (9-for-27) had more hits against him...Allowed a team-high 10 home runs, though six of them were solo shots...surrendered two rare roundtrippers in his Sept. 18 start vs. Milwaukee, a solo shot to Christian Yelich, marking just the 10th homer he's allowed to a left-handed batter in 820 plate appearances since 2012, and a grand slam to Jacob Nottingham, just the sixth slam he's yielded in his career...of the 33 runs he allowed, 17 of them (51.5%) scored on his team-high ten home runs...allowed no more than five hits in each of his first six starts, surrendering just 20 hits in 105 at-bats (.190 opponents' average) through Aug. 21

2019

- * Posted a 7-6 with a 4.34 ERA (63 ER/130.2 IP) in 23 starts...his inning and start totals were his fewest since 2013
- * Opponents hit .324 (12-for-37) with runners in scoring position over his first eight starts, but he held them to a .177 average (11-for-62) over his last 14 starts from June 12 through season's end, which ranked second in the American League during that time (min. 75 batters faced), trailing only Gerrit Cole (.101)
- * Pitched to a 3.21 ERA (17 ER/47.2 IP) and held opponents to a .233 average (42-for-180) in his eight daytime starts...it marked his best day game ERA since 2016 (1.85) and lowest opponents' average since 2014 (.212)
- * Went 3-1 with a 3.12 ERA (12 ER/34.2 IP) over his first six starts, including wins in three consecutive starts: May 7 at Houston, May 14 vs. Texas and May 19 at the Angels
- * Recorded a season-high 11 strikeouts and allowed just one run over 6.0 innings in a no-decision on July 23 in Atlanta...it was the second-most strikeouts in his career, trailing only a franchise-record 16-strikeout performance on Aug. 1, 2016 at Tampa Bay
- * Returned from the 10-day IL on Sept. 1 and went 2-0 with a 2.37 ERA (8 ER in 30.1 IP) and .185 opponents' average (20-for-108) over his five September starts, earning Royals Pitcher of the Month honors; his ERA was his lowest in any calendar month since July 2014, and ranked sixth among qualified American League pitchers in September, while his opponents' average ranked fourth
- * Had a scoreless streak of 15.0 innings from the second inning on Sept. 13 through the third inning on Sept. 24, which was the second-longest run by a Royal in 2019, and was just 2.1 innings shy of his career-long scoreless streak in 2015
- * In nine starts vs. playoff teams, he went 2-1 with a 3.25 ERA (20 ER in 55.1 IP), but 11 of the 20 earned runs he allowed came in just 12.2 innings vs. Minnesota...he had a 1.90 ERA (9 ER in 42.2 IP) in seven starts vs. Atlanta, Houston, New York, Oakland and Tampa Bay.

Went 0-4 over a nine-start stretch from May 26–July 12, despite recording five quality starts, receiving a total of 15 runs of support in 43.0 innings over the last eight starts in that run from May 31–July 12 for a 3.14 run support average, which was the third lowest in the American League during that time...recorded a season-high 8.0 innings on June 22 vs. Minnesota, his longest outing since July 15, 2017 vs. Texas (8.1 IP), but did not factor into the decision of a 5-3 Royals loss...allowed four home runs in the 130 times he faced a left-handed batter in 2019, after allowing just five homers in the 656 plate appearances vs. lefties from 2012-18 ...had two stints on the Injured List, March 28–April 26 (left shoulder impingement) and Aug. 6–31 (strained left hamstring)

2018

- * Named the Royals' Roberto Clemente Award nominee, which recognizes the player who best represents the game through extraordinary character, community involvement, philanthropy and positive contributions, both on and off the field
- * Suffered a career-high-tying 12 losses going 8-12 on the year, matching his 2014 total, but made a career-high 28 starts...held opponents to one earned run or fewer in 13 of 28 starts (46.4), trailing only Blake Snell (23) and Chris Sale (18) among left-handed pitchers in the American League
- * Had three starts in which he held opponents to two hits or fewer in at least 6.0 innings, trailing only Blake Snell (5), Chris Sale (4), Mike Minor (4) and J.A. Happ (4) among American League left handers
- * Recorded his fifth career double-digit strikeout game, the most among Royals left handers all-time-with ten in 7.0 scoreless innings in a 2-0 win in Oakland on June 9

* Named Royals Pitcher of the Month for the fifth time in July after leading the team in wins (3), starts (6), innings (37.1) and strikeouts (37)...three of his six starts were scoreless, and he allowed just one run over 7.0 innings in another

* Went 4-0 with a 0.24 ERA (1 ER in 37.2 IP) during a six-start stretch in road games from June 9-July 31, becoming the first American League pitcher in the Live Ball Era (since 1920) to allow no more than one run over a six-start road stretch within the same season (only National League pitcher to do it was Roger Clemens, who allowed one run over his first seven road starts with Houston in 2005)

* His stretch included a streak of 19.2 consecutive scoreless innings, which was snapped on a grand slam by Jake Cave on Aug. 5 at Minnesota.

Had a 5.81 ERA (45 ER in 69.2 IP) through his first 13 starts, before pitching to a 2.47 ERA (14 ER in 51 IP) over his next eight from June 9-July 20, a stretch that included a pair of six-run outings...retired just two of seven batters in his last start on Sept. 4 in Cleveland and was charged with three runs on four hits and a walk and exited with a left shoulder impingement/tightness and was shut down for the rest of the season...placed on the 10-day DL from Aug. 13-23 with a left shoulder impingement

2017

* Made 24 starts with the Royals, going 9-10 with a 3.81 ERA (62 ER/146.1IP), with 41 walks and 130 strikeouts

* Made his first career Opening Day start, recording eight strikeouts over 6.0 innings of one-run ball in a no-decision at Minnesota...the eight strikeouts matched a club record for Opening Day, originally set by Wally Bunker in 1970

* Went 2-0 with a 1.32 ERA (4 ER in 27.1 IP) through his first four starts, matching the third-longest streak in club history of at least 6.0 innings and two-or-fewer runs allowed to begin a season...lost his next three outings from April 25-May 7, including a 6-0 decision to the White Sox on May 2, snapping his franchise-record streak of 16 straight home starts without a loss

* Allowed just 13 HR in 146.1 IP overall (0.80 HR/9), the seventh-best rate in the Majors (min. 20 starts)

* Struck out Tyler Saladino on Aug. 11 at the White Sox to mark the 634th of his career, surpassing Larry Gura for second most by a left-handed pitcher in Royals history...ended the season with 670 strikeouts, trailing only Paul Splittorff (1,057)

* Named Royals Pitcher of the Month in July for the fourth time in his career, leading the Royals with three wins and 31 strikeouts...tied for third in the Majors with 39.1 innings and ranked sixth with a 7.75 strikeout-to-walk ratio (four walks)

* Held left-handed batters to a .167 average (17-for-102), eighth best in the American League (min. 100 lefties faced)...lefties hit just .091 (5-for-55) over his final 13 starts and did not issue a walk to the last 56 lefty batters he faced (last, Jason Kipnis on May 28)

* Went 2-0 with a 1.61 ERA (5 ER/28.0 IP) in the first starts vs. American League East opponents, the best record within the division in the Majors (min. four starts)

* Won a gold medal with Team USA in the World Baseball Classic, going 2-0 with a 1.13 ERA (1 ER/8.0 IP) in two starts, both of which were pool-clinching wins...held Canada to two hits with seven strikeouts over 4.0 scoreless innings in an 8-0 win to advance to the second round... allowed two runs (one earned) over 4.0 innings to knock out the defending WBC champs Dominican Republic to advance to the championship round in a 6-3 win

Recorded at least 7.0 innings in three of his six starts and held opponents to two-or-fewer runs four times... Recorded at least seven strikeouts in five consecutive starts from Aug. 6-Sept. 17, one shy of the franchise record set by Zack Greinke during his 2009 Cy Young Award winning season...recorded a season-high 8.1 innings in a 1-0 loss vs. Texas on July 15, allowing the go-ahead run in the ninth on an RBI single by Shin-Soo Choo, becoming first Royal since Jose Lima in 2005 to lose despite allowing one run in at least 8.1 IP and the go-ahead single by Choo snapped a streak of 21 straight at bats vs. lefties in which Duffy had not allowed a hit...won consecutive starts against the Yankees, May 18-23... threw 7.0 shutout innings with 10 strikeouts in a 5-1 win vs. New York on May 18, becoming the first since Dallas Keuchel in 2015 to record 7.0 shutout innings with 10 strikeouts vs. the Yankees...later in the year, both Yu Darvish (June 23) and Chris Sale (July 15) accomplished this feat...had two stints on the disabled list, May 30-July 3 (strained right oblique) and Aug. 26-Sept. 16 (left elbow impingement)

2016

* Had a stellar year, producing a 12-3 record across 42 games (26 starts) with 188 strikeouts against 42 walks...matched the franchise best in winning percentage with a min. 15 games started (also: Larry Gura, .800, 16-4)

* Set career-highs in multiple categories: wins (12), starts (26), and strikeouts (188) while leading the Royals' starting pitcher in ERA (3.51)

* Won ten straight decisions from June 11-Aug. 21, the longest winning streak by a Royal since Jeremy Guthrie won 10 straight from Aug. 8, 2012-May 9, 2013 and one shy of the franchise record held by Rich Gale (June 17-Aug. 23, 1980) and Paul Splittorff (Aug. 13, 1977-April 22, 1978)...during the streak, led AL hurlers in innings (95.2) and WHIP (0.98), tied for first in opponents' average (.209) and strikeouts (98), tied for second in wins (10) and third in ERA (2.35)

* His 14-start unbeaten streak was tied for the third longest in Royals history, trailing Jeremy Guthrie's 18-start unbeaten streak from Aug. 8, 2012-May 9, 2013 and Paul Splittorff's 16-start unbeaten streak from Aug. 13, 1977-April 22, 1978

* Among all pitchers in 2016, only Andrew Miller (8-0) had more wins without a loss at home...hasn't lost at Kauffman Stadium since Sept. 5, 2015, setting a new club record for consecutive home starts without a loss (15), surpassing the previous mark held by Kevin Appier (12) and Bret Saberhagen (12)

Recorded his 500th career strikeout on Aug. 27 at Boston, becoming the 15th pitcher in Royals history to reach the 500-strikeout mark and the fifth left hander...Recorded a then-career-high 10 strikeouts over 6.0 scoreless innings in a 4-1 win over the White Sox on June 11, joining Paul Splittorff as the only Royals left handers to record a double-digit strikeout game over at least 6.0 shutout innings

Named Royals Pitcher of the Month in both June and July, after going 3-1 with a 3.25 ERA (13 ER in 36.0 IP) and 45 strikeouts in June, while he was 3-0 with a 3.18 ERA (12 ER in 34.0 IP) over five starts in July

Recorded his first Major League hit and RBI on July 2 in Philadelphia, reaching on an infield single to the shortstop to score Cheslor Cuthbert

Pitched 8.0 innings with eight strikeouts and no walks on June 27 vs. St. Louis and 8.2 innings with eight strikeouts and no walks in his next start at Philadelphia on July 2 to become the first Royals left hander to record consecutive starts of at least 8.0 innings, eight strikeouts and no walks

Had a streak of 88 straight batters faced without issuing a walk from June 22 to July 7

Set a franchise record with 16 strikeouts on Aug. 1 at Tampa Bay, surpassing the previous record held by Zack Greinke (15 on Aug. 25, 2009 vs. Cleveland), not allowing a hit until the first batter of the eighth inning and finished with 8.0 scoreless innings... joined Randy Johnson as the only left handers since 1913 to record at least 16 strikeouts and allow one-or-fewer hit

Tossed his first complete game on Aug. 11 vs. the White Sox, allowing seven hits and no walks on 98 pitches...it was first no-walk complete game by a Royal since Jason Vargas on Aug. 13, 2014

Finished the season with 9.21 strikeouts-per-nine innings (188 K in 183.2 IP), the second best rate in Royals history, trailing Zack Greinke (9.50) in his 2009 Cy Young Award winning season

Recorded at least seven strikeouts in five straight starts from June 22-July 16, tied for the second longest such streak in Royals history, trailing only Zack Greinke (6 straight) from April 8-May 4, 2009...went 7-0 at home, joining Steve Farr (1986) and Larry Gura (1977) as the only Royals to finish a season 7-0 at home...allowed just three extra-base hits to left handers all season, including one home run to Rowned Odor on July 22, which snapped a streak of 361 regular season at-bats without allowing a home run to a lefty, dating back to Aug. 27, 2011 (Jim Thome)...set the Royals record for strikeouts by a left-handed pitcher (188), surpassing the previous high of 156 by Bill Butler in 1969...held left-handed batters to a .183 average (20-for-109), fourth best in the AL (min. 100 lefties faced)...went 11-1 with a 2.66 ERA (41 ER in 138.2 IP) through his first 35 appearances (19 starts) through Aug. 21...over his last seven starts, he went 1-2 with a 6.37 ERA (29 ER in 41.0 IP)

2015

* Spent majority of the year in the Royals rotation, but was moved to the bullpen for the last two weeks of the regular season... posted a 7-8 record with a 4.08 ERA over 30 appearances (24 starts)

* Won his first two decisions, posting a 3.45 ERA over his first five starts...struggled in three May starts (0-3, 13.03 ERA) before being placed on the injured list, missing 24 games with left biceps tendonitis, between May 25 and June 24

* Tossed a career-high 8.0 innings in a 4-1 win at U.S. Cellular Field...did not allow a run until Tyler Saladino hit a solo home run to lead off the ninth inning

* Collected his first Major League save on September 20 in Detroit, pitching the final 4.0 innings of a 10-3 triumph... it marked the first 4.0-inning save by a Royals pitcher since Kris Wilson on May 31, 2001

* Made six relief appearances, going 1-0 with a 6.00 ERA (4 ER in 6.0 IP), allowing no walks and nine strikeouts

* Picked up his second career postseason win in Game #2 of the ALCS vs. Toronto, pitching a flawless seventh in front of a five-run rally in the bottom of the inning

* Appeared in three World Series games, surrendering just one run on a solo shot to Michael Conforto in Game 4 at Citi Field
Went 5-2 with a 3.04 ERA over 11 starts in July and August...posted a 2-0 record and a 2.93 ERA (13 ER in 40.0 IP) in nine daytime appearances, including six starts...held left-handed hitters to a .239 batting average (26-for-109) with just six extra-base hits (five doubles, one triple) for a .303 slugging percentage...fellow lefties hit just .140 (7-for-50) against him over his final 17 appearances...did not allow a run in six relief appearances, spanning 8.1 innings...had a 4.35 ERA as a starter...recorded a season-high eight strikeouts in 5.0 innings of work at Camden Yards on September 11

2014

* Opened the year in Triple-A Omaha, but was recalled on April 11 after making just one start for the Storm Chasers

* Pitched majority of the season in the Royals' starting rotation, going 9-12 with a 2.53 ERA in 25 starts (31 overall appearances)... recorded a career-high 113 strikeouts in 149.1 innings

* His first six appearances came out of the bullpen as he went 1-1 with a 2.16 ERA, tallying 11 strikeouts in 8.1 frames as a reliever

* Had a deceiving record as he ranked fifth in the A.L. in ERA (2.53), fifth in opponents' batting average (.209) and ninth in WHIP (1.11) among hurlers with at least 140.0 innings

* His .209 opponents' average was the lowest by a KC lefty, and third-lowest in club history overall by a hurler with at least 140.0 frames...was especially tough on left-handed hitters, holding them to a .137 batting average (17-for-124), second-lowest in the Major Leagues by a pitcher that faced at least 100 lefties

* Went 7-8 with a 2.41 ERA (22 ER in 82.0 IP) on the road...recorded a 4-3 mark and a 2.23 ERA after the All-Star break...his post-All-Star break ERA ranked 10th among A.L. starting pitchers

* Retired the first 20 hitters he faced on May 17 vs. Baltimore in a 1-0 win...his bid at perfection was broken up by Adam Jones' two-out single in the seventh...was the second-most consecutive batters retired to start a game, one shy of Bret Saberhagen's club-record 21 on June 22, 1985 vs. Seattle

* Made his first Postseason appearance on Oct. 2 at the Angels, earning the win after a scoreless inning of relief with a strikeout

Held the opposition to a .185 batting average (43-for-232) at home, posting a 2-4 record and a 2.67 ERA (20 ER in 67.1 IP)...held left-handed hitters to a .121 average (7-for-58) over his final 10 starts... Tossed 6.0 scoreless innings, allowing one hit and one walk, to help blank the Cardinals, 6-0 at Busch Stadium on June 2...threw just one pitch in his September 6 outing at Yankee Stadium, before leaving with stiffness in his left shoulder, missing two turns in the rotation...

2013

* Worked his way back from Tommy John surgery, making five Major League starts in August and September

* Carried a no-hitter into the sixth inning on August 16 at Detroit, tossing 6.0 shutout innings in his first MLB win since May 3, 2012

- * His 1.85 ERA was second-best in the A.L. among pitchers that made at least five starts (Clay Buchholz, 1.74)...recorded a career-best 15.2 consecutive scoreless innings from August 16 to September 2, which spanned three Major League starts
- * Did not lose a decision after June 5, including 18 outings with Double-A Northwest Arkansas, Triple-A Omaha, and Kansas City
- * Averaged 11.35 strikeouts per nine innings over his 16 minor league appearances...set a single-game record at Northwest Arkansas, fanning 13 over 5.1 innings, July 17 at Tulsa

2012

- * Made six starts before injuring his left elbow on May 13 at Chicago...underwent ulnar collateral ligament replacement surgery (Tommy John) on June 13 and missed the remainder of the season
- * Struck out 9.11 batters per nine innings, the eighth-highest ratio in the A.L. among pitchers who made at least 6 starts...teammate Felipe Paulino was sixth at 9.32

2011

- * Started the year with Triple-A Omaha and later had his contract selected on May 18, making his Major League debut that night vs. Texas, taking a no decision in a start
- * Struck out 87 in 105.1 innings for a 7.43 strikeout-per-nine inning mark, which is the third-best ratio among Royals rookies (min. 100 IP) in history...only trailed Bob Johnson (8.66 in 1970) and Tom Gordon (8.45 in 1989)
- * Earned his first big league win in front of over 100 family and friends in Oakland on June 14, as the Royals went on to win 7-4
- * Struck out nine Cardinal batters in 3.2 IP on June 19, becoming third pitcher since 1946 to whiff 9+ in less than 4.0 innings
- * Was shut down for the season due to an innings limit following a 7-4 win at Oakland on September 6...the win snapped a 4-game losing streak and six-start winless streak

2010

- * Took a leave from baseball after informing the Royals on March 23 and returned to baseball activities on June 2...made his first appearance of the season for Rookie-level Surprise on June 28
- * Made stops at Rookie-level Surprise, Rookie-level Idaho Falls, and Advanced-A Wilmington before wrapping up the season at Double-A Northwest Arkansas
- * Helped the Naturals to the Texas League title, going 1-0 in a pair of postseason starts, recording a 1.69 ERA...he allowed 12 hits and 2 earned runs in 10.2 innings, walking 4 and striking out 15
- * Was one of a record six Royals farmhands to represent Team USA at the Pan American Games Qualifying Tournament, going 1-1 with a 2.89 ERA in two starts (9.1 IP, 11 H, 3 ER, 2 BB, 5 SO) as Team USA finished tied for third and qualified for the 2011 Pan Am Games as well as the 2011 World Cup
- * Capped the year with seven appearances, including three starts, with Surprise in the Arizona Fall League...was 1-1 with a save and an 8.04 ERA...struck out 18 and walked 9 in 15.2 innings

2009

- * Pitched with Advanced-A Wilmington as one of the youngest players in the Carolina League
- * Tossed 0.2 scoreless innings with a hit and a walk in the 11th annual XM Satellite Radio Futures All-Star Game in St. Louis on July 12
- * Ranked third in the Carolina League in strikeouts, fourth in ERA and seventh in wins...similar to 2008, was lights out down the stretch in helping lead the Blue Rocks to the playoffs
- * Was 1-0 with a 1.01 ERA in his final five starts of the season.

2008

- * Spent his first year of full-season pro ball entirely with Single-A Burlington Bees of the Midwest League, going 8-4 with a 2.20 ERA in 17 starts, striking out 102 and walking 25 over 81.2 innings, as he limited the league to a .193 average
- * Was 2-3 with a 4.61 ERA (27.1 IP) before the All-Star break and a dominating 6-1 with a 0.99 ERA (54.1 IP) after
- * First win came on June 4, just his fourth outing, as he shut out Clinton on one hit, three walks and a hit batsman with three strikeouts over 5.2 innings
- * Had five other shutout victories: June 23 vs. Peoria (7 IP, 4 H, 0 BB, 8 K), July 20 against West Michigan (5 IP, 1 H, 3 BB, 5 K, 1 WP), July 26 vs. South Bend (5 1/3 IP, 2 H, 3 BB, 4 K), a hitless effort Aug. 7 against Peoria (6 IP, 0 H, 2 BB, 4 K, 1 WP) and in his final game, Aug. 18 against Quad Cities (5 IP, 2 H, 1 BB, 1 HB, 7 K, 1 WP)
- * Fanned a season-high eight on three occasions, a June 9 win vs. Wisconsin (5 IP), the June 23 shutout win against Peoria (7 IP) and an Aug. 13 no-decision vs. Clinton (4 IP)

2007

- Made his professional debut and spent the entire season with the Rookie-level Arizona League Royals...going 2-3 with a 1.45 ERA in 11 games (nine starts), striking out 63 and walking 17 over 37.1 innings, as he limited the league to a .178 average and no home runs
- * Ranked sixth in the league in strikeouts...allowed earned runs in just four appearances and no more than 2 ER in any outing.
 - * Struck out a season-high nine twice, in back-to-back efforts Aug. 9 and 14, both vs. the AZL Brewers, as he combined to allow one run on five hits with three walks and a hit batsman over 11 innings to go 1-0 in the pair of games

Personal

Daniel Richard Duffy...resides in Lompoc, CA with his wife, Sara, and dog, Sadie...in 2019, he and Sadie were featured on a bobbelhead, which was given away at Kauffman Stadium to the first 15,000 fans...was a member of Team USA in the 2017 World Baseball Classic where he went 2-0 over two starts with a 1.13 ERA and eight strikeouts...participated in seven Royals FanFests (2011, 2013, 2016-20) and the 2012 and 2013 Royals Caravan...also was involved in calendar shoots for Braden's Hope for childhood cancer research, the annual Gloves for Kids fundraiser and the Royals Charities Golf Tournament and Diamond of Dreams...co-hosted a Challenge Your Fashion fundraiser with Luke and Ashley Hochevar...graduated from Cabrillo High in Lompoc, California, in 2007...went 5-3 with a 0.60 ERA and 127 strikeouts in 58.2 innings as a senior...turned down a scholarship offer from Cal Poly, San Luis Obispo to sign with the Royals as a third round draft pick

Career Pitching Record

Year	Team	W-L	ERA	G	GS	CG	SHO	SV	IP	H	R	ER	HR	HB	BB	SO	WP	BK	AVG
2007	ACL Royals	2-3	1.45	11	9	0	0	0	37.1	24	14	6	0	3	17	63	5	0	.178
2008	Burlington	8-4	2.20	17	17	0	0	0	81.2	56	26	20	4	4	25	102	10	0	.193
2009	Wilmington	9-3	.298	24	24	1	0	0	126.2	108	49	42	6	1	41	125	8	1	.230
2010	ACL Royals	0-0	3.38	2	2	0	0	0	2.2	2	1	1	0	0	1	4	0	1	.222
	Idaho Falls	0-1	1.50	2	2	0	0	0	6.0	4	1	1	0	1	0	6	1	0	.182
	Wilmington	0-0	2.57	3	3	0	0	0	14.0	8	6	4	2	1	7	18	1	0	.170
2011	Northwest Arkansas	5-2	2.95	7	7	1	1	0	39.2	38	17	13	3	0	9	41	4	0	.255
	Omaha	3-1	3.43	8	8	0	0	0	42.0	37	17	16	5	3	10	48	1	0	.237
2012	KANSAS CITY	4-8	5.64	20	20	0	0	0	105.1	119	66	66	15	5	51	87	4	1	.287
	KANSAS CITY	2-2	3.90	6	6	0	0	0	27.2	26	13	12	2	0	18	28	0	1	.252
2013	Northwest Arkansas	0-2	3.94	4	4	0	0	0	16.0	16	7	7	3	3	5	28	1	1	.267
	Omaha	3-0	4.08	12	10	0	0	0	53.0	50	26	24	4	2	25	59	2	0	.249
	KANSAS CITY	2-0	1.85	5	5	0	0	0	24.1	19	5	5	0	1	14	22	2	0	.213
2014	Omaha	1-0	3.00	1	1	0	0	0	6.0	5	2	2	2	1	1	4	1	0	.238
	KANSAS CITY	9-12	2.53	31	25	0	0	0	149.1	113	52	42	12	5	53	113	5	0	.209
2015	Omaha	0-0	2.25	3	3	0	0	0	8.0	5	3	2	1	1	1	10	0	0	.172
	KANSAS CITY	7-8	4.08	30	24	0	0	1	136.2	137	64	62	13	4	41	130	2	2	.257
2016	KANSAS CITY	12-3	3.51	42	26	1	0	0	179.2	163	71	70	27	7	42	188	4	0	.241
2017	Omaha	0-1	3.68	2	2	0	0	0	7.1	6	3	3	1	0	1	8	0	0	.214
	KANSAS CITY	9-10	3.81	24	24	0	0	0	146.1	143	67	62	13	4	41	130	2	2	.257
2018	KANSAS CITY	8-12	4.88	28	28	0	0	0	155.0	161	86	84	23	4	70	141	14	0	.264
2019	Northwest Arkansas	1-0	0.87	2	2	0	0	0	10.1	8	2	1	1	1	0	11	0	0	.216
	KANSAS CITY	7-6	4.34	23	23	0	0	0	130.2	125	69	63	21	8	46	115	4	0	.251
2020	KANSAS CITY	4-4	4.95	12	11	0	0	0	56.1	53	33	31	10	2	22	57	3	0	.249
2021	KANSAS CITY	4-3	2.51	13	12	0	0	0	61.0	52	19	17	6	22	1	65	3	0	.226
Major League - 11 years		68-68	3.95	234	204	1	0	1	1172.1	1111	545	514	144	45	432	1048	52	4	.250
Minor League- 10 years		32-17	2.84	98	94	2	1	0	450.2	367	174	142	31	20	143	527	34	3	.222

Career Postseason Pitching Record

Year	Team	W-L	ERA	G	GS	CG	SHO	SV	IP	H	R	ER	HR	HBP	BB	SO	WP	BK
2014	ALDS: KC vs. LAA	1-0	0.00	1	0	0	0	0	1.0	1	0	0	0	0	0	1	0	0
	WS: KC vs. SF	0-0	4.91	2	0	0	0	0	3.2	2	2	2	0	0	4	4	0	0
2015	ALDS: KC vs. HOU	0-0	13.50	1	0	0	0	0	0.2	1	1	1	1	0	0	0	0	0
	ALCS: KC vs. TOR	1-0	6.00	2	0	0	0	0	3.0	4	2	2	0	0	0	6	0	0
	WS: KC vs. NYM	0-0	3.86	3	0	0	0	0	2.1	2	1	1	1	0	0	3	0	0
Postseason Totals		2-0	5.06	9	0	0	0	0	10.2	10	6	6	2	0	4	14	0	0
LDS Totals		1-0	5.40	2	0	0	0	0	1.2	2	1	1	1	0	0	1	0	0
LCS Totals		1-0	6.00	2	0	0	0	0	3.0	4	2	2	0	0	0	6	0	0
WS Totals		0-0	4.50	5	0	0	0	0	6.0	4	3	3	1	0	4	7	0	0

Career Single-Game Bests

Low Hit Complete Game:	7, August 11, 2016 vs. CWS	Most Strikeouts:	116, August 1, 2016 at TB
Most Innings Pitched Starter:	9.0, August 11, 2016 vs. CWS	Most Walks:	6, (3x), last, May 11, 2015 at TEX
Most Innings Pitched Reliever:	---	Longest Winning Streak:	10 games, June 11-August 21, 2016
Most Earned Runs Allowed:	9, May 13, 2018 at CLE	Longest Losing Streak:	5 games, Sept. 28, 2017 - May 2, 2018

Career Fielding Record

Position	PCT	G	PO	A	E	TC	DP
Pitcher	.911	214	19	104	12	135	7

Career Transactions

- June 3, 2016: Drafted in the second round of the 2016 First-Year Player Draft out of Santa Clara University

Injured List

- No injuries at the Major League Level



Caleb FERGUSON

LHP | 64

@im_ferg

Bats: Right **Throws:** Left**Height:** 6-3 **Weight:** 226**Opening Day Age:** 25**Born:** July 2, 1996 in Columbus, OH**Resides:** Columbus, OH**Acquired:** Drafted in the 38th round of the 2014 First Year Player Draft from West Jefferson HS (OH)**ML Service:** 3,093**MLB Debut:** June 6, 2018

Career Highlights

- * The 25-year-old left-hander enters his fifth season with Los Angeles and eighth professional season following a year of recovery from Tommy John surgery
- * Compiled a 10-5 record with two saves and a 3.93 ERA in 96 games over three big league seasons (2018-20)
- * Has struck out 140 batters in 112.1 Major League innings, averaging 11.2 strikeouts per 9.0 innings
- * Has limited opposing hitters to a .230 batting average during the course of his career, including a .217 mark against lefties
- * Made his MLB debut on June 6, 2018 at Pittsburgh, allowing four runs on four hits in 1.2 innings while not factoring into the decision
- * Earned his first career win with 4.0 scoreless innings of relief on June 23, 2018 at New York-NL and collected his first career save on July 2, 2018 against Pittsburgh, allowing three hits in 3.0 scoreless innings of relief
- * In five minor league seasons, has gone 15-11 with two saves and has posted a 2.73 ERA (81 ER/266.2 IP) in 77 games (51 starts)...has held hitters to a .234 average, while striking out 300 batters against 104 walks (10.1 strikeouts per nine innings)
- * Named a 2017 MiLB.com Organizational All-Star, a Baseball America High Class-A All-Star and a Post- and Mid-Season All-Star with Single-A Rancho Cucamonga...was also named Pioneer League Pitcher of the Week in the period ending July 17, 2016 with Rookie-advanced Ogden Raptors
- * Selected in the 38th round by the Los Angeles Dodgers in the 2014 First-Year Player Draft out of West Jefferson High School (OH)

Year-By-Year

2021

- * Spent the season recovering from Tommy John surgery on his left elbow

2020

- * Emerged as a dominant late-inning reliever, going 2-1 with a 2.89 ERA, a .222 opponents' batting average and a 1.02 WHIP in 21 appearances prior to season-ending surgery
- * Struck out 27 against just three walks in 18.2 innings
- * Opened the season in dominant fashion, tossing scoreless relief in 13 of his first 14 appearances through Aug. 27 and allowing just one run in 13.2 innings in that span (0.66 ERA)...held opponents to a .130 average (6-for-46) with a 0.59 WHIP
- * Placed on the IL on Sept. 16 and underwent Tommy John surgery on his left elbow on Sept. 22 performed by Dr. Neal ElAttrache

2019

- * Made his first Opening Day roster as a member of the Dodger bullpen
- * Went 1-2 with a 4.84 ERA (24 ER/44.2 IP) in 46 games (two starts) over four stints with the Dodgers... was 0-1 with a 4.15 ERA (2 ER/4.1 IP) in two starts and posted a 1-1 record with a 4.91 ERA (22 ER/40.1 IP) in 44 relief appearances

* Earned his only win of the season on Sept. 3 against Colorado after firing a scoreless inning of relief

Tossed more than 1.0 inning in seven of his relief appearances and 2.0 innings in three of those seven games... went 1-1 with a 2.21 ERA (5 ER/20.1 IP) in 21 games (two starts) at Dodger Stadium and 0-1 with a 7.03 ERA (19 ER/24.1 IP) in 25 games away from home...had success in the second half of the season, limiting opponents to a .164 average while posting a 4.15 ERA and striking out 26 batters in 21.2 innings...held left handers to a .194 batting average, compared to a .263 average against righties ...recorded a career-long 7.2 scoreless inning streak as a reliever from March 29-April 18...in 13 games (one start) with Oklahoma City, posted a 1.76 ERA (3 ER/15.1 IP), striking out 27 batters against only five walks...was placed on the 10-Day IL from April 28-May 16 with a strained oblique

2018

* In his first big league season, he went 7-2 with two saves and posted a 3.49 ERA in 29 games (three starts), while limiting the opposition to a .230 average

* Transitioned into a bullpen role after three starts and had success as a relief pitcher, putting up a 7-1 record with a 2.35 ERA (10 ER/38.1 IP) and two saves, striking out 47 batters against only six walks

Limited opposing hitters to a .230 batting average, including a .217 mark against lefties (15-for-69)...opponents went just 6-for-33 (182) with runners in scoring position...in six postseason relief appearances in the NLDS and NLCS, he tossed 3.0 scoreless innings while striking out three batters and allowing only one walk...in 10 combined starts with Triple-A Oklahoma City and Double-A Tulsa, went 3-0 with a 1.53 ERA (8 ER/47.0 IP) and held the opposition to a .213 average...struck out 52 batters against just 17 walks over 47.0 innings, while posting a 1.15 WHIP...started the season with the Tulsa Drillers, going 3-0 with a 1.38 ERA (6 ER/39.0 IP) and limiting hitters to a .217 average, while striking out 40 against 10 walks in eight starts...promoted to Oklahoma City on May 26 and made his Triple-A debut that day, allowing just three hits over 5.0 innings and striking out 10 batters against three walks against Nashville...in two starts with the OKC Dodgers, he posted a 2.25 ERA (2 ER/8.0 IP) with 12 strikeouts against seven walks.

2017

* Spent the entire season with Advanced-A Rancho Cucamonga, posting a 9-4 record with a 2.87 ERA (39 ER/122.1 IP) and held batters to a .246 average

* Struck out 140 batters against 55 walks in 122.1 innings...struck out a career-high 11 batters on August 1 against Modesto against just a pair of walks

* Named a MiLB.com Organizational All-Star, a Baseball America High Class-A All-Star and a Post and Mid-Season All-Star in 2017 with the Quakes

2016

* In 14 combined games (12 starts) with Rookie-level AZL Dodgers, Rookie-advanced Ogden and Single-A Great Lakes Loons, he went 3-4 with a 2.31 ERA (17 ER/66.1 IP) and held hitters to a .227 average...struck out 63 combined batters against just five walks in 66.1 innings and posted a 0.93 WHIP

* Started the season with the AZL Dodgers, going 1-0 with a 1.50 ERA (1 ER/6.0 IP) and struck out 11 without issuing a walk...promoted to Ogden on July 5 and made two starts going 1-0 with a 0.90 ERA (1 ER/10 IP)

* Named Pioneer League Pitcher of the Week in the period ending July 17 with Rookie-advanced Ogden Raptors Promoted to Great Lakes on July 16 and spent the rest of the season with the Loons, going 1-4 with a 2.68 ERA (15 ER/50.1 IP) in 10 starts...totaled 41 strikeouts against three walks over 50.1 innings

2015

In his first full professional season, he appeared in 14 games (four starts) with Rookie-level AZL Dodgers, going 0-3 with a 8.59 ERA (14 ER/14.2 IP) and struck out 16 batters...it was his first season since recovering from Tommy John surgery

2014

Spent entire season rehabbing from surgery while on the disabled list of the AZL Dodgers...underwent Tommy John surgery in May as a high school senior prior to being picked in the 38th round by the Dodgers in the First-Year Player Draft

Personal

Caleb Paul Ferguson... married his longtime girlfriend Carissa this offseason in Ohio...graduated from West Jefferson High School (OH)... as a senior in 2014, he underwent Tommy John Surgery...selected by the Dodgers in the 38th round of the 2014 First-Year Draft ... he signed with the Dodgers, forgoing his commitment to play college baseball at West Virginia University

Career Pitching Record

Year	Team	W-L	ERA	G	GS	CG	SHO	SV	IP	H	R	ER	HR	HB	BB	SO	WP	BK	AVG
2015	AZL Dodgers	0-3	8.59	14	4	0	0	1	14.2	17	19	14	0	1	21	16	8	1	.298
2016	Ogden	1-0	0.90	2	2	0	0	0	10.0	4	3	1	0	1	2	11	0	0	.114
	Great Lakes	1-4	2.68	10	10	0	0	0	50.1	49	17	15	3	2	3	41	1	0	.255
	AZL Dodgers	1-0	1.50	2	0	0	0	0	6.0	4	3	1	0	0	0	11	0	0	.167
2017	Rancho Cucamonga	9-4	2.87	25	24	0	0	0	122.1	113	48	39	6	6	55	140	3	1	.246
2018	LOS ANGELES	7-2	3.49	29	3	0	0	2	49.0	43	21	19	8	3	12	59	1	0	.230
	Oklahoma City	0-0	2.25	2	2	0	0	0	8.0	6	3	2	0	0	7	12	0	0	.194
	Tulsa	3-0	1.38	8	8	0	0	0	39.0	31	11	6	2	0	10	40	1	0	.217
2019	LOS ANGELES	1-2	4.84	46	2	0	0	0	44.2	39	26	24	7	6	27	54	1	1	.234
	Oklahoma City	0-0	1.76	13	1	0	0	1	16.1	9	3	3	1	0	6	29	1	0	.164
2020	LOS ANGELES	2-1	2.89	21	1	0	0	0	18.2	16	7	6	4	0	3	27	0	0	.222
2021									----- DID NOT PLAY -----										
Major League- 3 years		10-5	3.93	96	6	0	0	2	112.1	98	54	49	19	9	42	140	2	1	.230
Dodger Totals- 3 years		10-5	3.93	96	6	0	0	2	112.1	98	54	49	19	9	42	140	2	1	.230
Minor League- 5 years		15-11	.273	77	51	0	0	2	266.2	233	107	81	12	10	104	300	14	2	.234

Career Postseason Pitching Record

Year	Team	W-L	ERA	G	GS	CG	SHO	SV	IP	H	R	ER	HR	HBP	BB	SO	WP	BK
2018	NLDS: LAD vs. ATL	0-0	0.00	2	0	0	0	0	12	0	0	0	0	0	0	2	0	0
	NLCS: LAD vs. MIL	0-0	0.00	4	0	0	0	0	11	0	0	0	0	0	0	1	1	0
Postseason Totals		0-0	0.00	6	0	0	0	0	3.0	0	0	0	0	0	1	3	0	0
LDS Totals		0-0	0.00	2	0	0	0	0	12	0	0	0	0	0	0	2	0	0
LCS Totals		0-0	0.00	4	0	0	0	0	11	0	0	0	0	0	1	1	0	0

Career Single-Game Bests

Low-Hit Complete Game:	---	Most Strikeouts:	6 (2x), last: June 23, 2018 at NYM
Most Innings Pitched Starter:	5.0, June 17, 2018 vs. SF	Most Walks:	3, June 6, 2018 at PIT
Most Innings Pitched Reliever:	4.0, June 23, 2018 at NYM	Longest Winning Streak:	4, August 25-Sept. 19, 2018
Most Earned Runs Allowed:	4, June 6, 2018 at PIT	Longest Losing Streak:	1(5x), last: September 6, 2020 -

Career Fielding Record


Position	PCT	G	PO	A	E	TC	DP
Pitcher	.944	96	2	15	1	18	1

Career Transactions

- July 3, 2014: Drafted by the Los Angeles Dodgers in the 38th round of the 2014 amateur draft.

Injured List

- April 28 - May 16, 2019 (shoulder soreness)
- September 16 - October 28, 2020 (UCL injury)





Freddie
FREEMAN

IF | 5

@freddiefreeman

Bats: Left **Throws:** Right
Height: 6-5 **Weight:** 220
Opening Day Age: 32
Born: September 12, 1989 in Villa Park, CA
Resides: Orange, CA
Acquired: Signed as a free agent
ML Service: 2.115
MLB Debut: April 30, 2019

Career Highlights

- * California native enters his first season in Dodger Blue after helping lead the Atlanta Braves to a World Series win in 2021
- * Owns a career .295/.384/.893 slashline across 1565 games in 12 seasons with the Braves, totaling 969 runs, 237 doubles, 25 triples, and 271 home runs for 941 RBI...has stolen 53 bases
- * Named the 2020 National League MVP after slashing .341/.462/.640 with a 1.102 OPS across 60 games in the shortened season...scored 51 runs and totaled 37 extra-base hits (23 doubles, one triple, 13 home runs) for 53 RBI and received 28 of 30 first-place votes
- * Has racked up the accolades across his 12 Major League seasons with Atlanta: 5x All-Star (2013-14, 2018-19, 2021), National League MVP (2020), 3x Silver Slugger (2019-21), Gold Glove (2018), 2x National League Player of the Month (Sept. 2016, Sept. 2020), All-MLB First Team (2020), 2x All-MLB Second Team (2019, 2021), MLB Players Choice NL Outstanding Player (2020), National League Hank Aaron award winner (2020), Baseball America MLB Player of the Year (2020), and 2x Wilson Defensive Player of the Year (2018-19)
- * Collected his 1,000th hit as a Brave on July 6, 2017 at Washington in his 949th career game...became the eighth quickest Braves player in modern-era franchise history to get their 1,000 career hits all in a Braves uniform
- * Hit his first career grand slam in the fourth inning of Game 2 of a doubleheader on Sept. 4, 2020 off the Nationals' Tanner Rainey...hit his second career grand slam two days later, on Sept. 6, also against Washington...he is just the second player in Atlanta franchise history (since 1966) to hit two grand slams in a single series, and the first to do so in separate games...pitcher Tony Cloninger hit slams in both the first and fourth innings on July 3, 1966 at San Francisco
- * Has played all 162 games in a single season twice in his career (2016, 2014) while with the Braves...only Dale Murphy (4) and Jeff Francoeur (2) have had multiple seasons at 162 games in the Braves organization
- * Has hit for the cycle twice: Aug. 8, 2021 at Miami and again on June 15, 2016 vs. Cincinnati...became the first Braves player in the modern era (since 1900) to hit two cycles in his career
- * Has clocked 1380 games at first base in the Majors, producing a .995 fielding percentage, committing just 60 errors in 12,012 total chances...has also played 16 games at third base for a .971 fielding percentage
- * Made his Major League debut with the Braves on Sept. 1, 2010 against the Mets, going 0-for-3 in his first contest...later collected his first Major League hit on Sept. 5 against the Marlins, going 1-for-2 on the night and smashed his first big league home run on Sept. 21 at Philadelphia off Hall-of-Fame pitcher Roy Halladay
- * Originally selected in the second round in the 2007 First-Year Player Draft by the Atlanta Braves

Year-By-Year

2021

- * Amassed a .300/.393/.503 clip over 159 games for 25 doubles, two triples, 31 home runs, and 83 RBI to help lead the Braves to a World Series win...struck out 107 times and walked 85 times and scored a career-high 120 runs, besting his total of 113 from the 2019 season
- * Was one of five Braves this century to tally at least 119 runs, joining Rafael Furcal (2003, 130 R), Ronald Acuña Jr. (2019, 127 R), Gary Sheffield (2003, 126 R) and Andruw Jones (2000, 122 R)
- * Hit for the cycle Aug. 18 at MIA...Became the first Braves player in the modern era (since 1900) to hit for two cycles in his career

* Started at first base for the N.L. in the All-Star Game, his fifth time being named to the team...was the first Braves infielder to win three consecutive fan-elected starts

* Ranked amongst the National League top players in multiple categories: runs (120, 1st), hits (180, 2nd), walks (85, 3rd), OBP (.393 3rd), TB (302 6th)...finished 2nd in the NL with 53 multi-hit games (Trea Turner, LAD, 58 games)

* Across 16 Postseason games, the lefty slashed .304/.420/.625 with a 1.045 OPS, collecting three doubles, five home runs, and 11 RBI to lead Atlanta to a World Series win...his numbers were the best postseason marks of his career

* Was named a NL Silver Slugger for the third straight season and was also named to the All-MLB Second team, his second time earning the distinction (2019)

* Registered a .998 fielding percentage, committing just three errors at year across his 159 games at first base... also had a 12-game hit streak from Sept. 9 to 22, going 22-for-52 for a .423 average with five doubles, three home runs, and nine RBI during that span

Collected four hits across four games: 4/28 vs. CHC, 6/23 at NYM, 7/16 vs. TB, 8/18 at MIA... hit well both at home and on the road, tallying a .304/.392/.491 clip at home and a .296/.393/.525 clip on the road...had his best month in July, going 36-for-97 for a .371 average and .588 slugging percentage, amassing six homers and 15 RBI in 27 games...hit .330 (35-for-106) across 27 Sept./Oct. games with 12 extra-base hits (3 HR), 11 RBI, 23 runs and 11 walks...loved hitting right-handed pitching, slashing .317/.416/.534 with 24 home runs and 63 RBI, as opposed to a .257/.333/.427 slashline with seven homers and 20 RBI against left-handed pitching...smacked the go-ahead, third-inning home run off Framber Valdez in Game 5 of the World Series – his eighth career postseason homer... six of his eight playoff homers have given Atlanta the lead and he passed Chipper Jones for most go-ahead postseason home runs in Braves history...walked four times in NLCS Game 6...He's one of 17 players in history with a four-walk game in the playoffs and first since David Ortiz (BOS) in G6 of the 2013 World Series...in Game 3 of the NLCS, went 3-for-4 with a run and a walk

2020

* Had a star-studded season en route to becoming the National League MVP, garnering a .341/.462/.640 slashline with a 1.102 OPS with 51 runs, 73 hits, 23 doubles, 13 home runs, and 53 RBI

* Became the seventh Braves player to win the National League MVP, receiving 28 of 30 first-place votes, finishing with 410 points, 142 more points than second place...became the first baseman to win the distinction since the Reds' Joey Votto did so in 2010 and the fourth first baseman overall (also: Albert Pujols: 2005, 2008-09, and Ryan Howard 2006)

* Ranked amongst the league best in multiple categories: doubles (1st, 23), runs (1st, 51), extra-base hit (1st, 37), batting average (2nd, .341), on-base percentage (2nd, .462), slugging percentage (2nd, .640), OPS (2nd, 1.102), RBI (2nd, 53), total bases (2nd, 137) hits (3rd, 73), and walks (3rd, 45)

* With his 23 doubles, he passed Andruw Jones (330) and Eddie Mathews (338) on Atlanta's franchise all-time list...since Freeman started in the League in 2010, his 342 doubles are third most in baseball (only Robinson Cano (372) and Nick Markakis (353) have more)

* Finished in the top four of the Majors in runs (51), hits (73), doubles (23), RB (53), and walks (45)...since RBI became an official stat in 1920, the only other player to finish in the top four in the Majors in each of those categories was the Yankees' Lou Gehrig in 1927

* Tallied 33-straight games on base, the longest in the Majors in 2020 and second longest of his career (46 games, Aug. 6 – Sept. 28, 2016)...within the streak, had a 18-game hitting streak, the longest in the National League at the end of play

* Hit his first career grand slam in the fourth inning of Game 2 of a doubleheader on 9/4 off the Nationals' Tanner Rainey...hit his second career grand slam two days later, on 9/6, also against Washington... He is just the second player in Atlanta franchise history (since 1966) to hit two grand slams in a single series, and the first to do so in separate games...Pitcher Tony Cloninger hit slams in both the first and fourth innings on 7/3/66 at San Francisco

* Across 12 Postseason games, batted .279/.415/.488 (12-for-43) with three doubles, two home runs, seven RBI and nine runs scored...had the game-winning RBI in three of Atlanta's eight postseason wins, including two in the NLCS against Los Angeles

* Since his first full season in 2011, his 111 game-winning RBI between the regular season and postseason are tied for second most in baseball...Albert Pujols has 129 such RBI in that time, while the Cubs' Anthony Rizzo also has 111

Named the NL Player of the Month during September after hitting .375/.496/.750 (36-for-96) in 26 games with a Majors-most 12 doubles and 20 extra-base hits...batted .390/.512/.690 (39-for-100) with 18 extra-base hits and 25 RBI in 26 regular-season games, all starts, from the No. 2 spot in the lineup...hit .462 (18-for-39) with three doubles, on triple, and five home runs when putting the first pitch of an at-bat in play...batted.423/.583/.885 (22-for-52) with runners in scoring position, placing either first or second in the Majors in each of those categories...Freeman owns four of the Braves' eight longest hitting streaks since his first full season in 2011...his six games reaching at least four times were tied for the majors lead with San Francisco's Brandon Belt, New York-AL's DJ LeMahieu and Washington's Juan Soto...Batted .423/.583/.885 (22-for-52) with runners in scoring position, placing either first or second in the majors in each of those categories...hit a walk-off home run on 9/25 vs. Boston in the 11th inning, his 11th career walk-off, including his fifth game-ending homer...in Atlanta's record-setting 29-run outburst on 9/9 against Miami, he drove in a single-game career-best six runs...He went 3-for-6, falling a triple shy of the cycle

2019

* In his tenth Major League season, the California native batted .295 (176-for-597) with career-bests in home runs (38), RBI (121), and runs scored (113)

- * Put out a .996 fielding percentage after 158 games (157 GS) at first base
- * Was voted an All-Star and made the start in the Midsummer Classic, earning a walk and going 0-for-1 at the plate
- * Ranked third in the Majors with 121 RBI, the most for a Braves player since Andruw Jones drove in 129 in 2006
- * Began the season with a 27-game on-base streak, tying J.D. Drew (2004) for the longest season-opening on-base streak in Atlanta franchise history...his previous longest such streak was a nine-game run in 2018
- * In Postseason play, went 4-for-20 (.200) with one double, one home run, one RBI and one run scored in five games...hit his second career postseason home run in Game 1...reached base safely three times in that contest, also singling and getting hit by a pitch

* Underwent arthroscopic right elbow surgery after the season on Oct. 16...performed by Dr. David Altchek

Blasted a walk-off home run off Milwaukee's LHP Josh Hader on May 18 to break a 3-3 tie in the 10th inning...put out a .996 fielding percentage after 158 games (157 GS) at first base...had 33 RBI in 28 June games, setting an Atlanta-era record for most RBI in a calendar month...hit his 34th home run in 2019 in his 128th game and his 570th plate appearance...only three left-handed hitters in Braves history have hit more home runs in a season...Eddie Mathews did so five times, while Darrell Evans and David Justice each did so once...only two other Braves' first basemen have hit 38 home runs in a season...Andres Galarraga hit 44 in 1998, while Joe Adcock also hit 38 in 1956 with Milwaukee...had 23 homers at the All-Star break, the most by a Braves first baseman at the break since 1998, when Andres Galarraga had 28... Also had 25 doubles, becoming one of seven players in franchise history to reach 20 home runs and 20 doubles before the break...Hank Aaron (1959 and 1969), Fred McGriff (1994 and 1996) and Chipper Jones (1999 and 2000) did so twice, while Ron Gant (1993), Gary Sheffield (2003) and Ozzie Albies (2018) also accomplished the feat... Along with his 25 doubles and 23 home runs, also had 68 RBI and 69 runs scored at the break

2018

* Played all 162 games for the second time in his career, hitting .309 (191-for-618) with 23 home runs, 44 doubles, 98 RBI and a .892 OPS for his third consecutive season of .300, 35 doubles and 20 home runs

* Made his eighth consecutive Opening Day start and has gone 9-for-27 (.333) in those eight contests

* Finished with a career-best 44 doubles to tie for the National League lead...His total was tied for the sixth most in franchise history

* Stole a career-high ten bases and smashed 23 home runs, qualifying as the fourth first baseman in Atlanta history to accomplish the feat in a season...was his first double digit feat of his career

* Led the Major Leagues in hits with a career-best 191...became the first Braves player to accomplish the feat since Terry Pendleton had 199 to tie Andy Van Slyke in 1992

* Selected to the NL roster for the All-Star Game via the fan vote, garnering 4,039,219 votes...was the first Braves player to lead the league in fan voting since Dale Murphy in 1985

* Belted his first career playoff home run in Game 3 of the NLDS against the Dodgers...hit the first pitch of his sixth inning at-bat off Alex Wood to right field to give the Braves a 6-5 lead and went on to win their only game of the series

* Went 4-for-16 (.250) in four games of the NLDS vs. LAD...hit the first pitch of his Game 3, sixth inning at-bat with Alex Wood out to right field for his first career playoff home run...The drive gave the Braves a 6-5 lead and was the latest go-ahead postseason home run by a Braves player since 2010, when Brian McCann hit a solo home run off Madison Bumgarner to break a 1-1 tie in the sixth inning of Game 4 of the NLDS

Played 161 games at first base, committing just seven errors in 1347 total chances for a .995 fielding percentage... hit .315 (114-for-362) with 16 home runs and 61 RBI in 94 games prior to the All-Star Game... Batted .301 (77-for-256) with seven home runs in 68 games following the break...hit .309 (63-for-204) with 10 home runs and a .922 OPS against lefties and hit .309 (128-for-414) against righties...his .309 batting average against lefties was the second highest among all left-handed batters in the Majors, only Milwaukee's Christian Yelich was better

2017

* Posted his best average (.307) since the 2013 season, roping 35 doubles, two triples, 28 home runs for 71 RBI... scored 84 runs in 117 games and reached double digit home runs quicker than in any previous season in his career

* Collected his 1,000th hit as a Brave on July 6, 2017 at Washington in his 949th career game...became the eighth quickest Braves player in modern-era franchise history to get their 1,000 career hits all in a Braves uniform

* Averaged a home run every 15.71 at-bats, the best rate of his career, improving his 17.32 mark set during the 2016 season

* Placed in the top 10 in several offensive categories among all National League hitters including slugging percentage (3rd, .586), batting average (10th, .307) and on-base percentage (7th, .403)

* Reached base in 12 consecutive plate appearances from April 16-19, a franchise record at the time...also notched a 12-game hitting streak from Aug. 12-23, batting .412 (21-for-51) with a 1.072 OPS during the span

* Became the first player in Atlanta franchise history to hit nine homers and steal four bases by the end of April... since 2000, only nine MLB players have accomplished the feat

* Missed 44 games after suffering a non-displaced left wrist fracture on May 17 vs. Toronto

Played 105 games (100 GS) at first base, totaling a .971 fielding percentage committing just seven errors across 147 total chances...started 16 games at third base, the only games he has played in the Majors not at first base... played in two rehab games with Triple-A Gwinnett while recuperating from a left wrist fracture... became the

fifth player to reach the 1,000 hit milestone with the Braves prior to their 28th birthday, joining Hank Aaron (25), Andruw Jones (26), Eddie Mathews (26) and Joe Torre (27)...is only the second Braves player in the last ten seasons to have 25 homers in consecutive years. (Justin Upton - 27 in 2013, 29 in 2014)

2016

* Averaged .302 (178-for-589) with 43 doubles, six triples, 34 home runs for 91 RBI...registered a .400 on-base percentage and .569 slugging percentage and hit career-highs in triples, hits, OBP, and SLG

* Played in all 162 games for the Braves for the second time in his career (also 2014)...only Dale Murphy (4) and Jeff Francoeur (2) have had multiple seasons at 162 games in the Braves organization

* Hit for the cycle on June 15 vs. Cincinnati, singling in his final at-bat in the 11th inning to accomplish the feat...was the third player in Atlanta history to hit for the cycle and first since Mark Kotsay on Aug. 14, 2008

* Tallied a career-best 46-game on-base streak from Aug. 6 - Sept. 28. Reaching base at a .512 clip in that span...garnered a career-best 30 game hit streak during that time, at which was the longest in the Majors since 2011 by Dan Uggla

* Ranked amongst the National League leaders in home runs (5th, 34), doubles (T-2nd, 43), slugging percentage (3rd, .569), and on-base percentage (4th, .400)

* Earned his first career National League Player of the Month honor for September after leading the Majors with a .486 on-base percentage and led the NL with a .681 slugging percentage during September and October

* Became just the second Atlanta player to post 80 extra-base hits in a season joining Chipper Jones, who had 87 in 1999

* Posted a career-high 30-game hitting streak from Aug. 24 to Sept. 28 to become the ninth player in MLB history to have a 30-game hitting streak in a season in which he hit 30 home runs (Elias Sports Bureau)

Had a game-ending home run on June 1 off Derek Law of San Francisco, breaking a 4-4 tie in the bottom of the 11th inning...made 158 starts at first base, playing 877.1 innings for a .996 fielding percentage...during the month of September, batted .385 (tied for NL lead) with nine doubles seven home runs, 25 RBI and 23 runs scored in 27 games...garnered National League Player of the Week distinction three times: June 19, Sept. 4, and Sept. 25...became the sixth first baseman in franchise history to hit at least 34 home runs in a season and the first since Andres Galarraga (44) in 1998...had a career-high 46-game on-base streak, 8/6-9/28...Hit .390 (64-for-164) with a .512 on-base percentage during the streak, which equaled the longest in the majors in 2016 (Washington's Jayson Werth), was also the third longest streak in Atlanta history...in 70 games after the All-Star break, posted the second-best batting average with runners in scoring position (.442, 23-for-52) and the fourth-best on-base percentage (.433), while scoring 59 runs which tied for second in the majors with teammate Ender Inciarte

2015

Slashed .276/.370/.471 with a .841 OPS over 118 games...collected 115 hits for 27 doubles and 18 home runs for 66 RBI

* Was limited to 118 games due to injury...had two separate stints in the IL with a right wrist contusion (June 18 - July 25) and strained right oblique (Aug. 4 - 19)...when placed on the Injured List on June 18, it snapped his Major League leading consecutive games played streak of 234 games dating back to Sept. 24, 2013

* Led the Majors with a .376 (35-for-93) batting average with runners in scoring position

* Collected his eighth three-hit game of the season on Sept. 25 at MIA, ranking second in the National League since the start of the 2011 season with 65 three-hit games

* Matched a career-high five RBI (fourth time) on Sept. 23 at NYM, including three in the ninth inning on a three-run home run that gave Atlanta a 6-3 lead

* Smacked his 100th career longball on July 31 at Philadelphia at 25 years, 322 days, becoming the third-youngest Braves player to reach the 100+home run mark behind Andruw Jones and Bob Horner

Registered a .996 fielding percentage behind 117 games (110 GS) at first base, taking part in 103 double plays and 63 assists...registered a .274 average (49-for-179) during home games and a .278 (66-for-237) during away games...had his best month in June, slashing .328/.397/.625 with a 1.022 OPS and five homers with 15 RBI...hit both starting pitching and relief pitching well, averaging .291 and .246 respectively...before the All-Star break, the lefty averaged .299 (76-for-254) across 66 games with 20 doubles, 12 home runs and 41 RBI...after the All-Star break, he averaged .241 (39-for-162) with seven doubles, six homers, and 25 RBI

2014

* Played in all 162 regular season games for the Braves, totaling a .288/.386/.461 clip for 43 doubles, four triples, 18 home runs, and 78 RBI in 607 at-bats

* Set the Braves' franchise record with 1,449 innings played across 162 games, all logged at first base for a .996 fielding percentage...committed just five errors in 1393 total chances and contributed to a career-best 130 double plays

* His 43 doubles were a career-high, topping the National League first basemen while ranking fifth in the Majors and second in the National League...his batting average (.288) was tied for second amongst NL first basemen while his .386 on-base percentage ranked tied for first

* Was named to his second career All-Star team as a player ballot selection...entered the game as a defensive replacement in the sixth innings and collected his first career hit in the Midsummer Classic with a single to right field in the eighth inning

* Reached base safely via hit or walk in 26 consecutive games (June 23 – July 8) for a .353 average (36-for-102) with a .442 on-base percentage...had a season-best 11 game hit streak from Sept. 3 – 15, batting .350 (14-for-40) with four doubles, one home run, and four RBI

* Was even-keeled in both home and away games, slashing .274/.380/.430 with five home runs and 26 RBI at home and slashing .278/.362/.502 with 13 home runs and 40 RBI on the road

Was just one of four Major League players to play all 162 contests, joining Kansas City's Alcides Escobar, Tampa Bay's Evan Longoria, and San Francisco's Hunter Pence...his 43 doubles set a Braves' franchise record for most doubles ever by a first baseman...reached base multiple times in 89 games, which led the Major Leagues according to Elias Sports Bureau...had his best offensive month in June, slashing .328/.397/.625 across 16 games with four doubles and five longballs...with runners in scoring position, the lefty batted .376 (35-for-93) across 79 games with ten doubles and five home runs for 45 RBI hit starting pitching well, averaging .291 (82-for-282) in 12 games while averaging .246 (33-for-134) in 125 games against relief pitching...against righties, batted .300 (128-for-426) with 13 home runs and against lefties, batted .260 (47-for-181) with five home runs

2013

* Matched his 2012 mark with 147 games played, slashing .319/.396/.501 with a .897 OPS...racked up 27 doubles, two triples, 23 home runs and 109 RBI (career-best)

* His .319 was a career-best and ranked as the third highest mark in the NL and sixth highest in the Major Leagues...struck out 121 times and walked 66 and grounded into 10 double plays

* Ranked among the best in multiple facets, including: two-out RBI (T-2nd NL, 45...T-5th ML), RBI (T-2nd NL, 109...T-4th ML), and game-winning RBI (T-4th NL, 15)

* Swung the bat well during day games, averaging .327 (55-for-168) with 12 doubles and 11 home runs for 47 RBI and was the only player in the National League to rank in the top 10 in both night (.316) and day averages

* Voted to his first All-Star Game in the MLB.com Final Vote contest, receiving 19.7 million votes (most in Final Vote history)...was unable to play due to a left thumb injury

* Batted .313 (5-for-12) in four games against the Dodgers in the NLDS...drew one walk and struck out four times

Drilled his first career Opening Day home run with a two-run, two-out shot in the first inning vs. PHI on April 1...had a stellar September, batting .380 (25-for-92) with six home runs and 21 RBI...posted a .443 (58-for-131) batting average with runners in scoring position, the second highest average in the Majors...finished fifth in the NL MVP voting...garnered a career-best three walk-off hits, including a game-ending home run on June 17 against the Yankees on June 17...was sidelined for three weeks with a strained right oblique

2012

* Garnered a strong .259 (140-for-540) average in his second year in the Majors, setting career highs in runs (91), home runs (23), and RBI (94)...played in 147 games and struck out 129 times against 64 walks

* Blasted his first career walk-off homer on Sept. 25 against Miami, a two-run shot off Mike Dunn in the ninth inning to pen in the win for the Braves...his homer was a playoff-clinching blast

* Earned NL Player of the Week honors twice: April 16-22 (.488, 11-for-23) and April 30-May 6 (.367, 11-for-30)

* Put out a .991 fielding percentage, starting 145 of his 146 games at first base...committed just 12 errors over 1381 total chances

* Saw his first postseason action in the Wild Card Game, going 3-for-4 with a double and a walk in the Braves' 6-3 loss against the Cardinals

Finished the season with 42 two-out RBI, tied for third-most among NL batters and two behind teammate Dan Uggla...with RISP and two outs, batted .289 (22-for-76) with three home runs and 34 RBI...on April 19 at ARI, he recorded his second career multi-homer game, going 3-for-5 with a career-high five RBI...collected a career-high four hits on May 4 at COL, going 4-for-6 with a double, a home run and two RBI...was even keeled in day games vs. night games, batting .288 (45-for-156) and .247 (95-for-384) respectively

2011

* In his first full season in the Majors, the first baseman played in 157 games for a .282/.346/.448 clip...tallied 32 doubles, 21 home runs, and 76 RBI while scoring 67 runs

* Finished second in NL Rookie of the Year voting behind teammate Craig Kimbrel and was named Baseball Digest's Rookie of the Year after leading NL rookies in average (.282), OBP (.346), slugging (.448), home runs (21, T-1st), RBI (76) and doubles (32) in 157 games...won the NL Rookie of the Year Triple Crown, leading all NL rookies in home runs, average, and RBI

* Was named NL Rookie of the Month for July when he hit .362 with 38 hits in 27 games...was his best offensive month of the year and hit safely in 23 of 27 July contests

* Garnered a 20-game hitting streak from July 17 – Aug. 6...was the second longest hit streak by a Braves rookie in franchise history

* Went 3-for-4 with two RBI off Felix Hernandez on June 29 to become the first Braves rookie to notch three hits off a defending Cy Young winner since Francisco Cabrera in 1989 off Orel Hershiser of the Dodgers

Registered a .996 fielding percentage across 149 starts at first base...committed just six errors over 1415 total chances and tallied 92 assists...belted his first career two-home run game on July 4 against Colorado...hit four home runs over four games from July 4-7, including three homers in a four at-bat span in five plate appearances...batted .247 (46-for-186) with seven home runs off left-handed pitching and .229 (115-for-385) with 14 homers against right-handed pitching...

2010

- * Made his Major League debut with the Braves on Sept. 1 against the Mets, going 0-for-3 in his first contest...later collected his first Major League hit on Sept. 5 against the Marlins, going 1-for-2 on the night
- * Smoked his first big league home run on Sept. 21 at Philadelphia off Hall-of-Fame pitcher Roy Halladay...was his only longball of the season
- * Appeared in 20 games with the Braves, averaging .167 (4-for-24) with three runs, one double, one home run, and one RBI...struck out eight times and was not issued a walk
- * Spent part of the season with Triple-A Gwinnett, playing in 124 games for a .319/.378/.521 slashline with 35 doubles, two triples, and 18 home runs for 87 RBI...struck out 84 times against 43 walks
- * Was named the INT Rookie of the Year with Triple-A Gwinnett, Post-Season All-Star, and MILB.com Organizational All-Star

2009

- * Divided his time between Double-A Mississippi and Advanced-A Myrtle, playing 41 games and 70 games respectively
- * Slashed .282/.363/.408 with a .771 OPS between both levels, totaling 58 runs, 27 doubles, eight home runs and 58 RBI
- * Was named the "Best Defensive Player First Baseman" across both levels by Baseball America
- * Missed final two weeks of the season with left wrist soreness

2008

- * Played all 130 games with Single-A Rome, averaging .316 (155-for-491) with 33 doubles, seven triples, 18 home runs and 95 RBI
- * Earned Mid-Season and Post-Season All-Star status and was named the organization's Hank Aaron Award winner, given to the top offensive performer in Atlanta's Minor League system

2007

- * Spent his rookie season with GCL Braves, collecting 60 hits over 224 at-bats for a .268 average...smacked seven doubles and six home runs for 30 RBI

Frederick Charles Freeman...married to wife Chelsea and has three sons, Charlie, Maximus, and Brandon...is a dual citizen in Canada, as both parents are from Canada (Toronto and Windsor)...grew up from Villa Park, CA and attended El Modena High School in Orange, CA...was a third baseman and pitcher...hit .417 during his senior year and went 6-1 on the mound...committed to Cal State Fullerton before signing with the Braves in the second round of the 2007 First-Year Player Draft

Career Batting Record

Year	Team	A/G	G	AB	R	H	2B	3B	HR	RBI	SH	SF	HP	BB	SO	SB	CS	OBP	SLG	E
2007	GCL Braves	.268	59	224	24	60	7	0	6	30	0	1	2	7	33	1	2	.295	.379	5
2008	Rome	.316	130	491	70	155	33	7	18	95	0	0	3	46	84	5	5	.378	.521	14
2009	Myrtle Beach	.302	70	255	43	77	19	0	6	34	0	2	14	26	41	1	4	.394	.447	6
	Mississippi	.248	41	149	15	37	8	0	2	24	0	5	4	11	20	0	0	.308	.342	2
2010	Gwinnett	.319	124	461	73	147	35	2	18	87	0	9	6	43	84	6	2	.378	.521	6
	ATLANTA	.167	20	24	3	4	1	0	1	1	0	0	0	0	8	0	0	.167	.333	0
2011	ATLANTA	.282	157	571	67	161	32	0	21	76	0	5	6	53	142	4	4	.346	.448	6
2012	ATLANTA	.259	147	540	91	140	33	2	23	94	0	9	7	64	129	2	0	.340	.456	12
2013	Gwinnett	.500	3	10	3	5	2	0	0	2	0	0	1	1	3	0	0	.583	.700	0
	ATLANTA	.319	147	551	89	176	27	2	23	109	0	5	7	66	121	1	0	.396	.501	10
2014	ATLANTA	.288	162	607	93	175	43	4	18	78	0	3	8	90	145	3	4	.386	.461	5
2015	GCL Braves	.182	3	11	2	2	0	0	1	5	0	0	0	3	4	0	0	.182	.455	1
	Gwinnett	.371	2	8	0	3	1	0	0	2	0	0	0	2	3	0	0	.500	.500	1
	ATLANTA	.276	118	416	62	115	27	0	18	66	0	2	7	56	98	3	1	.370	.471	4
2016	ATLANTA	.302	158	589	102	178	43	6	34	91	0	5	10	89	171	6	1	400	.569	5
2017	Gwinnett	.667	2	3	1	2	0	0	0	0	0	0	0	2	1	0	0	.800	.667	0
	ATLANTA	.307	117	440	84	135	35	2	28	71	0	2	7	65	95	8	5	.403	.586	5
2018	ATLANTA	.309	162	618	94	191	44	4	23	98	0	6	7	76	132	10	3	.388	.505	7
2019	ATLANTA	.295	158	597	113	176	34	2	38	121	0	2	6	87	127	6	3	.389	.549	6
2020	ATLANTA	.341	60	214	51	73	23	1	13	53	0	0	3	45	37	2	0	.462	.640	1
2021	ATLANTA	.300	159	600	120	180	25	2	31	83	0	2	8	85	107	8	3	.393	.503	3
Major League-12 years		.295	1565	5767	969	1704	367	25	271	941	0	41	76	776	1312	53	24	.384	.509	64
Minor League-7 years		.303	434	1612	231	488	105	9	51	277	0	17	30	138	273	13	13	.365	.474	41

Career Postseason Batting Record

Year	Team	AVG	G	AB	R	H	2B	3B	HR	RBI	SH	SF	HP	BB	SO	SB	CS	OBP	SLG
2012	NLWC: ATL vs. STL	.750	1	4	0	3	1	0	0	0	0	0	0	1	1	0	0	.800	1000
2013	NLDS: ATL vs. LAD	.313	4	16	5	1	0	0	0	0	0	0	0	1	4	0	0	.353	.375
2018	NLDS: ATL vs. LAD	.250	4	16	1	4	0	0	1	1	0	0	0	1	3	0	0	.294	.438
2020	NLWC: ATL vs. CIN	.167	2	6	1	1	0	0	0	1	0	0	1	3	1	0	0	.500	.167
	NLDS: ATL vs. MIA	.200	5	20	1	4	1	0	1	1	0	0	1	1	6	0	0	.273	.400
	NLCS: ATL vs. LAD	.360	7	25	6	9	3	0	2	6	0	0	1	3	5	0	0	.448	.720
2021	NLDS: ATL vs. MIL	.308	4	13	2	4	1	0	1	2	0	0	0	4	4	0	0	.471	.615
	NLCS: ATL vs. LAD	.286	6	21	4	6	1	0	2	4	0	0	0	6	8	1	0	.444	.619
	WS: ATL vs. HOU	.318	6	22	2	7	1	0	2	5	0	1	0	2	5	0	0	.360	.636
Postseason Totals		.290	42	155	23	45	9	0	9	20	0	1	3	24	37	1	0	.393	.523
WC Totals		.400	3	10	1	4	1	0	0	1	0	0	1	4	2	0	0	.600	.500
LDS Totals		.247	20	77	10	19	3	0	3	4	0	0	1	9	17	0	0	.333	.403
LCS Totals		.326	13	46	10	15	4	0	4	10	0	0	1	9	13	1	0	.446	.674
WS Totals		.318	6	22	2	7	1	0	2	5	0	1	0	2	5	0	0	.360	.636

Career Single-Game Bests

Most Hits:	5, May 10, 2018 at MIA	Most Stolen Bases:	1, (54x), last, August 29, 2021 vs. SF
Most RBI:	6, September 9, 2020 vs. MIA	Most Walks:	4, July 27, 2019 at PHI
Most Home Runs:	2, (17x), last, September 10, 2020 at WSH	Longest Hitting Streak:	30 games, August 24-Sept. 28, 2016
Most Runs Scored:	4, (3x), last, August 18, 2021 at MIA	Grand Slams:	3, last, May 16, 2021 at MIL (Suter)

Career Fielding Record

Position	PCT	G	PO	A	E	TC	DP
First Base	.995	1539	12417	888	63	13368	1147
Third Base	.971	16	13	21	1	35	1


Career Transactions

- June 7, 2007: Drafted by the Atlanta Braves in the 2nd round of the 2007 amateur draft. Player signed June 10, 2007.
- March 18, 2022: Signed as a Free Agent with the Los Angeles Dodgers.

Injured List

- April 7 - 22, 2013 (strained right oblique)
- June 23 - August 4, 2015 (right wrist contusion)
- May 18 - July 4, 2017 (left wrist fracture)
- July 23, 2020 (protocols)

2022





Tony
GONSOLIN

RHP | 26

@gooooose15

Bats: Right **Throws:** Right

Height: 6-3 **Weight:** 205

Opening Day Age: 27

Born: May 14, 1994 in Vacaville, CA

Resides: Scottsdale, AZ

Acquired: Drafted in the 9th round of the 2016 First Year Player Draft from St. Mary's College (CA)

ML Service: 1.152

MLB Debut: June 26, 2019

Career Highlights

- * 27-year old right-hander enters his fourth season with Los Angeles and sixth professional season with a 10-5 record, one save and a 2.85 ERA in 35 games (27 starts)
- * Has a .192/.273/.330/.603 career slashline with a 1.09 WHIP, while striking out 148 and 56 walks in 142.1 big league innings
- * Finished fourth in the 2020 Rookie of the Year voting, was named Baseball America's MLB Rookie of the Year and selected to the publication's All-Rookie team after going 2-2 with a 2.31 ERA in nine games (eight starts)
- * Made his Major League debut on June 26, 2019 at Arizona and took the loss (8-2) after allowing six runs (four earned) on six hits in a 4.0-inning start
- * Earned his first big league victory on Aug. 5, 2019 vs. St. Louis, allowing just two hits and striking out seven in 6.0 scoreless innings in the Dodgers' 8-0 win
- * Has a career minor league record of 20-14 with a 3.34 ERA (105 ER/283.0 IP) in 104 games (43 starts) across four different levels...has fanned 325 batters against 93 walks in 283.0 career Minor League innings...has limited hitters to a .235 batting average while recording a 1.22 WHIP
- * Was named Dodgers Branch Rickey Minor League Pitcher of the Year in 2018...named a MiLB.com Organizational All-Star in 2018, as well as a California League Mid-Season All-Star
- * Selected by the Dodgers in the 9th round of the 2016 First-Year Player Draft out of Saint Mary's University (CA).

Year-By-Year

2021

- * Posted a 4-1 record across 15 Major League games (13 starts) with a 3.23 ERA (20 ER/55.2 IP) and a 1.35 WHIP
 - * Struck out 65 batters and walked 34 for a 10.5 strikeout-per-nine innings mark
 - * Was strong against right handed hitters, limiting the slashline to .195/.320/.420 versus lefties at .213/.314/.336
 - * His longest starts occurred on July 6 at MIA and July 24 vs. COL at 5.1 innings, striking out a combined ten batters with three walks and just four hits
 - * Pitched in relief in three NLCS games against Atlanta, producing a 1-0 mark with a 11.25 ERA (5 ER/4.0 IP) and four strikeouts, one walk, and one home run
 - * Spent majority of the season rehabbing his right shoulder, appearing for both Single-A Rancho Cucamonga and Triple-A Oklahoma City, pitching in a combined four games for a 0-0 record and a 3.55 ERA (5 ER/12.2 IP)...fanned ten batters and walked four
- Struck out seven batters three times (6/25 vs. CHC, 7/24 vs. COL, 9/24 at ARI), registering two wins in those three appearances...improved his line when facing batters a second time, limiting hitters to a .152/.264/.215 versus .228/.328/.446 in their first at-bats...registered three of his four wins in the second half of the season

2020

- * Finished fourth in Rookie of the Year voting, named Baseball America's MLB Rookie of the Year and selected to the publication's All-Rookie team after going 2-2 with a 2.31 ERA in nine games (eight starts) over three stints with the Dodgers
- * Among NL pitchers with 40.0 or more innings, ranked seventh in ERA, fifth in opponents' batting average (.193),

second in WHIP (0.84) and sixth in opponents' OPS (.518)...led MLB rookies in ERA and WHIP

* Allowed just two homers in 46.2 innings, ranking fourth in homers allowed per 9.0 innings (0.39)

* Posted the first double-digit strikeout game of his career on Sept. 20 at Colorado, fanning 10 Rockies hitters in 5.0 frames but taking the loss in the Dodgers' 6-3 defeat

* Appeared in four Postseason games (three starts) during the Dodgers' run to a World Championship, going 0-2 with an 8.68 ERA (9 ER/9.1IP)...started the club's World Series clinching Game 6, allowing one run on three hits in a 1.2-inning no-decision

2019

* Finished his first big league season with a 4-2 record and a 2.93 ERA (13 ER/40.0 IP) with a save in 11 games (six starts) across four stints with Los Angeles

* In six starts, including his Major League debut, he went 2-2 with a 2.89 ERA (9 ER/28.0 IP), striking out 24 batters against 10 walks while posting a 1.07 WHIP

Made five relief appearances, putting up a 2-0 record with a save and a 3.00 ERA (4 ER/12.0 IP), limiting opponents to a .143 average while registering a 0.92 WHIP... four of his five relief appearances were of 2.0 innings or more, including a 4.0 inning save at Colorado on July 30...allowed only four earned runs in 20.0 innings during the month of August, posting a 1.80 ERA while striking out 16 batters...started the season with Oklahoma City, where he went 2-4 with a 4.35 ERA (20 ER/41.1IP) in 13 starts, punching out 50 against 21 walks

2018

* Split the season between Advanced -A Rancho Cucamonga and Double-A Tulsa, going 10-2 with a 2.60 ERA (37 ER/128 IP) in 26 starts...he struck out 155 batters against 42 walks, while holding opponents to a .219 batting average

* Set career-highs in wins, ERA, starts, innings pitched, strikeouts, batting average against and WHIP (1.14)

Started the season with Rancho Cucamonga, going 4-2 with 2.69 ERA (25 ER/ 83.2IP) before being promoted to Double-A Tulsa on July 14...finished the season with Tulsa, earning a 6-0 record with a 2.44 ERA in nine starts for the Drillers...won his first four starts with the Drillers and held his opponents to a .203 batting average with 1.08 WHIP...was named MiLB.com Organizational All-Star and California League Mid-Season All-Star

2017


Spent most of the season with Advanced-A Rancho Cucamonga, where he went 7-5 with a 3.92 ERA (27 ER/62.0 IP), striking out 73 batters against 18 walks while posting a 1.27 WHIP...appeared in three games for Single-A Great Lakes, posting a 0-1 record and a 3.38 ERA (3 ER/8.0 IP) with 12 strikeouts

2016

In his first professional season, he went 1-2 with a 3.77 ERA (13 ER/31.0 IP) in 19 games between Single-A Great Lakes and Rookie-level Ogden

2022 Personal

Anthony D. Gonsolin...attended St. Mary's University, where he earned All-WCC First Team honors in 2016 as an outfielder/pitcher...he hit .307 with seven homers and 26 RBI while going 3-3 with a 3.86 ERA in 18 games on the mound...Prior to St. Mary's, he starred for Vacaville High School...He was named to the All-Monticello Empire League team and was named an Optimist Sacramento Area All-Star and garnered MVP honors for the South squad in the all-star game...originally selected by the Dodgers in the 9th round of the 2016 First-Year Player Draft out of Saint Mary's University.



Career Pitching Record

Year	Team	W-L	ERA	G	GS	CG	SHO	SV	IP	H	R	ER	HR	HB	BB	SO	WP	BK	AVG
2016	Ogden	1-0	2.60	10	0	0	0	2	171	12	5	5	1	0	5	15	0	0	.200
	Great Lakes	0-2	5.27	9	0	0	0	2	13.2	17	9	8	0	1	3	10	1	0	.309
2017	Great Lakes	0-1	3.38	3	0	0	0	1	8.0	8	3	3	2	0	0	12	0	0	.242
	Rancho Cucamonga	7-5	3.92	39	0	0	0	5	62.0	61	29	27	5	0	18	73	5	0	.254
2018	Tulsa	6-0	2.44	9	9	0	0	0	441	32	14	12	3	1	16	49	4	0	.203
	Rancho Cucamonga	4-2	2.69	17	17	0	0	0	83.2	72	31	25	5	0	26	106	10	0	.227
2019	LOS ANGELES	4-4	2.93	11	6	0	0	1	40.0	26	15	13	4	1	15	37	2	0	.178
	Oklahoma City	2-4	4.35	13	13	0	0	0	411	41	25	20	4	3	21	50	3	0	.248
2020	LOS ANGELES	2-2	2.31	9	8	0	0	0	46.2	32	13	12	2	1	7	46	3	0	.193
2021	LOS ANGELES	4-1	3.23	15	13	0	0	0	55.2	4	20	8	0	34	65	4	0	.202	
	Rancho Cucamonga	0-0	3.86	1	1	0	0	0	21	3	1	1	0	0	1	1	0	0	.333
	Oklahoma City	0-0	3.48	3	3	0	0	0	101	6	4	4	2	0	3	9	1	0	.162
Major League - 3 years		10-5	2.85	35	27	0	0	1	1421	99	48	45	14	2	56	148	9	0	.192
Dodgers Totals - 3 years		10-5	2.85	35	27	0	0	1	1421	99	48	45	14	2	56	148	9	0	.192
Minor League-5 years		20-14	3.34	104	43	0	0	10	283.0	252	121	105	22	5	93	325	24	0	.235

Career Postseason Pitching Record

Year	Team	W-L	ERA	G	GS	CG	SHO	SV	IP	H	R	ER	HR	HBP	BB	SO	WP	BK
2020	NLCS:LAD vs. ATL	0-1	9.95	2	1	0	0	0	61	5	7	7	2	0	6	8	0	0
	WS:LAD vs. TB	0-1	6.00	2	2	0	0	0	3.0	4	2	2	2	0	3	5	0	0
2021	NLCS:AD vs. ATL	1-0	11.25	3	0	0	0	0	4.0	5	5	5	2	0	1	4	0	0
Postseason Totals		1-2	9.45	7	3	0	0	0	131	14	14	14	6	0	10	17	0	0
LCS Totals		1-1	10.45	5	1	0	0	0	101	10	12	12	4	0	7	12	0	0
WS Totals		0-1	6.00	2	2	0	0	0	3.0	4	2	2	2	0	3	5	0	0

Career Single-Game Bests

Low-Hit Complete Game:	---	Most Strikeouts:	10, September 20, 2020 at COL
Most Innings Pitched Starter:	7.0, September 15, 2020 at SD	Most Walks:	5, (2x), last July 30, 2021 at ARI
Most Innings Pitched Reliever:	5.0, September 10, 2020 at COL	Longest Winning Streak:	3 games, July 24, 2021 - current
Most Earned Runs Allowed:	4, (2x), last, September 26, 2020 vs. LAA	Longest Losing Streak:	1 game, July 19, 2021 vs. SF

Career Fielding Record


Position	PCT	G	PO	A	E	TC	DP
Pitcher	.958	35	12	12	1	24	0

Career Transactions

- June 10, 2016: Drafted by the Los Angeles Dodgers in the 9th round of the 2016 amateur draft. Player signed June 15, 2016.

Injured List

- April 4 - June 9, 2021 (right shoulder inflammation)
- August 31 - Sept. 4, 2021 (right shoulder inflammation)





Victor
GONZÁLEZ

LHP | 81

@aarongonzalez681

Bats: Left **Throws:** Left

Height: 6-0 **Weight:** 180

Opening Day Age: 26

Born: November 16, 1995 in Tuxpan, Nayarit, Mexico

Resides: Nayarit, Mexico

Acquired: Signed as a minor league free agent on July 2, 2012

ML Service: 1.103

ML Debut: July 31, 2020

Career Highlights

- * Southpaw enters his ninth professional season after spending time with both the Dodgers and Triple-A Oklahoma City last year...was added to the Dodgers' 40-man roster on October 31, 2019
- * Proved to be a key cog in the World Champion Dodger bullpen, going 3-0 with a 1.33 ERA in 15 games (one start) with the Dodgers in 2020 and has a 17-27 career minor league record with two saves and a 4.34 ERA (182 ER/377.0 IP) in 112 games (76 starts)
- * Made his MLB debut on July 31, 2020 at Arizona, allowing one run on three hits in a 1.0-inning relief appearance...picked up his first win on Aug. 23, 2020 with 2.0 scoreless innings of relief in an 11-3 victory over Colorado
- * Has struck out 382 batters against 141 walks in 388.0 minor league innings, averaging 8.86 strikeouts per 9.0 innings while posting a 2.71 strikeout-to-walk ratio
- * Signed by the Dodgers as a minor league free agent on July 2, 2012 out of Veracruz, Mexico

Year-By-Year

2021

- * Split time between the Dodgers, Triple-A Oklahoma City, and Single-A Rancho Cucamonga, appearing for 44 games, 12 games, and two games respectively
- * Held a 3.57 ERA (14 ER/35.1 IP) through 44 games for a 3-1 record in the Majors...struck out 33 batters against just 19 walks
- * Allowed just three longballs over 155 batters faced for a 0.76 homerun-per-nine innings mark
- * Appeared with Triple-A Oklahoma City for 12 games, producing a 3.72 ERA (4 ER/9.2 IP) paired with 15 strikeouts against just two walks...held a 9.31 strikeout-per-nine inning mark
- * Made two rehab appearances with Single-A Rancho Cucamonga (7/16 and 8/17)...allowed a combined three runs over 1.1 innings with three punchouts
- * Spent some time on the Injured List...dealt with left plantar fasciitis during his second stint

Held left-handed batters to a .200 average (14-for-70)...tossed a season-high 1.2 innings on Aug. 19 against the Mets, allowing just one hit...struck out three batters on May 20 against Arizona...was incredibly affective in the month of May, keeping hitters to a .184 average (7-for-38) over 43 plate appearances

2020

- * Saw his first big league action, going 3-0 with a 1.33 ERA, a 0.74 WHIP and a .176 opponents' batting average in 15 games (one start) over two stints with Los Angeles...struck out 23 against two walks in 20.1 innings
- * Ranked among the NL's best relievers in ERA (4th), WHIP (4th) and opponents' slugging percentage (.203, 7th)
- * Limited left-handers to a .143 batting average (5-for-35)... allowed only two extra-base hits (both doubles) in 20.1 regular season innings and did not yield a home run in either the regular or Postseason (27.0 combined IP)
- Made his MLB debut on July 31, 2020 at Arizona, allowing one run on three hits in a 1.0-inning relief appearance... picked up his first win on Aug. 23, 2020 with 2.0 scoreless innings of relief in an 11-3 victory over Colorado... allowed two runs in 6.2 innings (2.70 ERA) in eight Postseason appearances to help lead the Dodgers to a World Championship...used in leverage situations and inherited runners in six of his eight appearances, allowing just three of the nine runners to score

2019

* In 38 games, he posted a combined 5-2 record with a 2.31 ERA (23 ER/89.2 IP) with 93 strikeouts against 32 walks across three different levels

* Started the season with Advanced-A Rancho Cucamonga, recording a 2-1 record with a 1.65 ERA (5 ER/27.1 IP) and 36 strikeouts

Was promoted to Double-A Tulsa on May 19, where he went 3-1 with a 2.23 ERA (12 ER/48.1 IP) in 15 games (eight starts)...finished the season with Triple-A Oklahoma City after being promoted on July 26, putting up a 3.86 ERA (6 ER/14.0 IP) and 13 strikeouts against four walks in 15 games with the OKC Dodgers

2018

Split the 2018 season between Single-A Great Lakes and Rookie-level Ogden, going a combined 1-5 with a 7.49 ERA over 33.2 IP with 25 K's against nine walks in 10 combined appearances (eight starts)...saw his first game action on June 11 after missing the entire 2017 season due to injury and starting the 2018 season on the disabled list

2017

Missed the entire season due to UCL Reconstruction (Tommy John) Surgery performed on March 5

2016

Posted a 3-6 record with a 3.61 ERA (38 ER/94.2 IP) in 22 games (19 starts) with Great Lakes, striking out 104 batters against 44 walks

2015

Compiled a 1-7 record and a 5.43 ERA (40 ER/66.1 IP) in 19 games (14 starts) between Ogden (RK), Great Lakes (A) and AZL Dodgers

2014

Spent the entire season with Rookie-advanced Ogden, putting up a 4-5 record with a 6.09 ERA (37 ER/54.2 IP)


2013

Began his professional career with the AZL Dodgers, appearing in 11 games (10 starts) while posting a 3.79 ERA (16 ER/38.0 IP) and striking out 45 batters

Personal

Victor Aaron González... resides in Tuxpan, Nayarit, Mexico... uncles, Fernando González, Rodolfo González, Joel Navarro González and Vinicio González, played professional baseball in Mexico...signed as a non-drafted free agent by Los Angeles on July 2, 2012... signed by scout Mike Brito

2022



Career Pitching Record

Year	Team	W-L	ERA	G	GS	CG	SHO	SV	IP	H	R	ER	HR	HB	BB	SO	WP	BK	AVG
2013	AZL Dodgers	3-2	3.79	11	10	0	0	0	38.0	31	24	16	1	2	12	45	3	0	.223
2014	Ogden	4-5	6.09	12	12	0	0	0	54.2	79	45	37	7	1	22	41	5	1	.343
2015	AZL Dodgers	0-0	0.00	1	1	0	0	0	2.0	1	0	0	0	0	1	6	0	0	.143
	Ogden	0-1	6.43	2	2	0	0	0	7.0	10	5	5	1	0	2	5	3	0	.333
	Great Lakes	1-6	5.49	16	11	0	0	0	57.1	75	41	35	4	4	16	45	6	3	.316
2016	Great Lakes	3-6	3.61	22	19	0	0	0	94.2	79	49	38	7	7	44	104	5	2	.224
Did Not Play - Injury																			
2018	Great Lakes	0-3	5.61	6	6	0	0	0	25.2	33	17	16	3	0	5	18	3	0	.314
	Ogden	1-2	13.50	4	2	0	0	0	8.0	18	14	12	1	0	4	7	1	0	.429
2019	Rancho Cucamonga	2-1	1.65	8	5	0	0	0	27.1	17	7	5	0	0	14	36	2	0	.173
	Tulsa	3-1	2.23	15	8	0	0	2	48.1	48	15	12	4	2	14	44	1	0	.259
	Oklahoma City	0-0	3.86	15	0	0	0	0	14.0	16	7	6	3	0	4	13	1	0	.286
2020	LOS ANGELES	3-0	1.33	15	1	0	0	0	20.1	13	3	3	0	3	2	23	2	0	.176
2021	LOS ANGELES	3-1	3.57	44	1	0	0	0	35.1	32	14	14	3	3	19	33	1	0	.244
	Oklahoma City	2-0	3.72	12	0	0	0	0	9.2	10	4	4	1	2	2	15	4	0	.256
	Rancho Cucamonga	0-1	20.25	2	1	0	0	0	1.1	2	3	3	1	0	1	3	0	0	.333
Major Leagues - 2 years		6-1	2.75	59	2	0	0	1	55.2	45	17	17	3	6	21	56	3	0	.220
Dodger Totals - 2 years		6-1	2.75	59	2	0	0	1	55.2	45	17	17	3	6	21	56	3	0	.220
Minor League- 8 years		19-28	4.38	126	77	0	0	2	388.0	419	231	189	33	18	141	382	34	6	.275

Career Postseason Pitching Record

Year	Team	W-L	ERA	G	GS	CG	SHO	SV	IP	H	R	ER	HR	HBP	BB	SO	WP	BK
2020	NLDS: LAD vs. SD	0-0	0.00	1	0	0	0	0	1.0	0	0	0	0	0	0	0	0	0
	NLCS: LAD vs. ATL	0-0	4.50	3	0	0	0	0	2.0	2	1	1	0	0	2	2	0	0
	WS: LAD vs. TB	1-0	2.45	4	0	0	0	0	3.2	2	1	1	0	0	2	3	1	0
Postseason Totals		0-2	8.68	4	3	0	0	0	9.1	9	9	9	4	0	9	13	0	0
LDS Totals		0-0	0.00	1	0	0	0	0	1.0	0	0	0	0	0	0	0	0	0
LCS Totals		0-0	4.50	3	0	0	0	0	2.0	2	1	1	0	0	2	2	0	0
WS Totals		1-0	2.45	4	0	0	0	0	3.2	2	1	1	0	0	2	3	1	0

Career Single-Game Bests

Low-Hit Complete Game:	---	Most Strikeouts:	3, (4x), last, May 20, 2021 vs. ARI
Most Innings Pitched Starter:	1.0, September 27, 2020 vs. LAA	Most Walks:	2, June 23, 2021 at SD
Most Innings Pitched Reliever:	2.1, August 27, 2020 at SF	Longest Winning Streak:	6 games, August 23, 2020 - June 9, 2021
Most Earned Runs Allowed:	3, July 19, 2021 vs. SF	Longest Losing Streak:	1 games, July 5, 2021 - current

Career Fielding Record

Position	PCT	G	PO	A	E	TC	DP
Pitcher	1.000	44	2	0	0	10	1

Career Transactions

- July 2, 2012: Signed by the Los Angeles Dodgers as an amateur free agent.

Injured List

- July 6 - 19, 2021 (left plantar fasciitis)



Brusdar
GRATEROL

RHP | 48

@Brusdar14Graterol

Bats: Right **Throws:** Right

Height: 6-1 **Weight:** 265

Opening Day Age: 23

Born: August 26, 1998 in Calabozo, Venezuela

Resides: Phoenix, AZ

Acquired: Trade with Minnesota along with Luke Raley for Kenta Maeda and Jair Camargo

ML Service: 1.167

MLB Debut: September 1, 2019

Career Highlights

- * Hard-throwing right-hander enters his fourth big league campaign and third season as a Dodger...was acquired by Los Angeles from Minnesota on Feb. 10, 2020 in a four-player deal
- * Has a 5-3 record with a 4.07 ERA and a 1.21 WHIP in 67 career games (three starts) in three MLB seasons with the Twins (2019) and Dodgers (2020-21)
- * In 2020, tied with Kansas City's Josh Staumont with the Majors' fastest average sinker at 99.3 MPH and threw the second fastest average four-seamer at 98.8 MPH (behind Dustin May, 99.1) among pitchers with a minimum of 250 pitches (Source: Baseball Savant)
- * Made his big league debut on September 1, 2019 at Detroit, tossing a scoreless inning of relief with a strikeout...earned his first Major League win on Sept. 14, 2019, striking out three over two scoreless frames
- * In 68 minor league games, he has a 21-8 record with a 2.77 ERA (71 ER/230.2 IP) while posting a 1.07 WHIP...has averaged 9.75 strikeouts per 9.0 innings, punching out 250 batters in 230.2 Minor League innings
- * Was selected as a Mid-Season All-Star in 2018 with Single-A Cedar Rapids and again in 2019 as a member of the Pensacola Blue Wahoos (AA)
- * Signed by the Minnesota Twins as an undrafted free agent on August 29, 2014 by scout Jose Leon

Year-By-Year

2021

- * Pitched for both the Dodgers and Triple-A Oklahoma City during season, appearing in 51 games between both clubs
 - * Over 34 games (one start) for the Dodgers, the righty went a perfect 3-0 with a 4.59 ERA (17 ER/33.1 IP) and 1.41 WHIP...fanned 27 batters and walked 13
 - * Produced a 2-2 record over 17 games with Triple-A Oklahoma City, tossing 16.2 innings and keeping hitters to a .194 average...struck out 20 batters and walked just five and recorded a 10.80 strikeout-per-nine innings mark
 - * Pitched 2.0 innings four times this season, matching his career high (7/25 vs. COL, 8/11 at PHI, 8/22 vs. NYM, 8/25 at SD)
 - * Was tough on the road, garnering a 1.42 ERA (3 ER/19.0 IP) with 15 strikeouts while limiting hitters to a .176 average
 - * Appeared in eight Postseason games, allowing just one earned run over 9.0 innings of work for a 0-1 record...struck out seven batters without issuing a walk
- Faced bases loaded situations in six games and did not relinquish a hit...limited hitters to a .189 average across 24 instances with runners in scoring position...was solid from both sides of the plate, limiting lefties to a .286 average and righties to a .244 average...in Postseason play, the righty kept the opposition to a .129 average

2020

* In his first season with Los Angeles, went 1-2 with a 3.09 ERA and 0.90 WHIP in 23 games (two starts)...tied for ninth among NL relievers in WHIP

* Held opponents to a .225/.273/.288 slash line, allowing just three extra-base hits (two doubles, one home run)... limited right-handers to a .164 batting average (9-for-55)

* Tied with Kansas City's Josh Staumont with the Majors' fastest average sinker at 99.3 MPH and threw the second fastest average four-seamer at 98.8 MPH (behind Dustin May, 99.1) among pitchers with a minimum of 250 pitches (Source: Baseball Savant)

Used twice as an opener, allowing one run in 2.0 innings in that role in starts vs. Houston (Sept. 13) and at San Diego (Sept. 16)...tossed scoreless relief in eight of his nine Postseason appearances, posting a 3.52 ERA (3 ER/7.2 IP) with one save, a 0.91 WHIP and a .207 opponents' batting average...did not allow a run in his three World Series appearances (2.0 IP) to help lead the Dodgers to the title

2019

* Saw his first Major League action, posting a 1-1 record with a 4.66 ERA (5 ER/9.2 IP) in 10 relief appearances with the Twins

* Entered the season ranked third among Minnesota prospects according to Baseball America

* Had his contract selected on September 1 and made his big league debut the same day at Detroit... recorded first career strikeout, fanning Dawel Lugo, his first batter in the ninth inning... at 21.006-years-old, became 11th youngest Twins pitcher to ever make his debut, youngest since Rich Garces at 19.123-years-old in 1990

* Earned first career win September 14 at Cleveland (Game 2), pitching 2.0 scoreless innings with no hits, no walks and three strikeouts in a Twins 9-5 victory

* Combined to go 7-0, 1.92 ERA (13 ER/61.0 IP) with 23 walks, 61 strikeouts, a .179 opponents' batting average and one save in 18 games (11 starts) between Triple-A Rochester, Double-A Pensacola and the GCL Twins on the season.

* Named Twins Minor League Pitcher of the Week May 5, posting a 0.52 ERA (1 ER/17.1 IP), with 21 strikeouts and a .121 opponent batting average in two starts.

Appeared solely out of the Blue Wahoos and Red Wings bullpens following his final start on August 1, posting a 2.89 ERA (10.1 IP, 3 ER) with a .152 opponents batting average in seven combined appearances...named a Mid-Season All-Star for Double-A Pensacola after going 5-0, 1.89 ERA (10 ER/47.2 IP), 46 strikeouts to just 19 walks and a .188 opponent batting average...missed nearly 10 weeks with a shoulder impingement from May 25-August 7.

2018

* Combined to go 8-4 with a 2.74 ERA (31 ER/102.0 IP) and 107 strikeouts in 19 games with Single-A Cedar Rapids and Advanced-A Fort Myers

* Named Midwest League Mid-Season All-Star after going 2-2, 2.48 ERA (36.1 IP/10 ER) with six walks and 42 strikeouts in seven starts before the All-Star break

Spent two stints on the 7-day Injured List from May 8-14 with back spasms and May 30-June 6 with a right hand contusion

2017

* Ranked the fifth-best prospect in the Twins system by Baseball America

Returned from elbow surgery on August 26 and finished the season with a 4-1 record with a 2.70 ERA (12 ER/40.0 IP) and 45 strikeouts in 10 games (seven starts) with the GCL Twins and Rookie level Elizabethton

2016

Spent the entire season recovering from "Tommy John" surgery

2015

Made his professional debut on June 3 for the DSL Twins, tossing 3.0 innings while allowing five hits and striking out five batters...went 0-1 with a 2.45 ERA (3 ER/11.0 IP) but had his season cut short after undergoing "Tommy John" surgery on his right elbow on June 20

Personal

Brusdar Javier Graterol... married Allison Landa in the 2020 offseason in a ceremony in Florida....resides in Phoenix, Arizona... was originally signed as a non-drafted free agent by the Twins on August 29, 2014 by scout Jose Leon

Career Pitching Record

Year	Team	W-L	ERA	G	GS	CG	SHO	SV	IP	H	R	ER	HR	HB	BB	SO	WP	BK	AVG
2015	DSL Twins	0-1	2.45	4	4	0	0	0	11.0	12	4	3	0	2	1	17	1	0	.273
2016									---Injured---										
2017	Elizabethton	2-1	3.92	5	5	0	0	0	20.2	16	9	9	1	1	9	24	1	0	.213
	DSL Twins	2-0	1.40	5	2	0	0	0	19.1	10	3	3	1	2	4	21	2	0	.152
2018	Cedar Rapids	3-2	2.18	8	8	0	0	0	41.1	30	12	10	3	4	9	51	4	0	.195
	Fort Myers	5-2	3.12	11	11	0	0	0	60.2	59	22	21	0	5	19	56	4	1	.261
2019	MINNESOTA	1-1	4.66	10	0	0	0	0	9.2	10	5	5	1	1	2	10	2	0	.278
	Pensacola	6-0	1.71	12	9	0	0	1	52.2	32	10	10	2	3	21	50	2	0	.179
	Rochester	1-0	5.06	4	0	0	0	0	5.1	4	3	3	1	1	2	7	0	1	.211
	DSL Twins	0-0	0.00	2	2	0	0	0	3.0	1	0	0	0	0	0	4	0	0	.111
2020	LOS ANGELES	1-2	3.09	23	2	0	0	0	23.1	18	9	8	1	3	3	13	0	0	.225
2021	LOS ANGELES	3-0	4.59	34	1	0	0	0	33.1	34	18	17	2	5	13	27	2	0	.260
	Oklahoma City	2-2	6.48	17	0	0	0	1	16.2	12	12	12	1	2	5	20	3	0	.194
Major League - 3 years		5-3	4.07	67	3	0	0	0	66.1	62	32	30	4	9	18	50	4	0	.251
Dodger Total - 2 years		4-2	3.97	57	3	0	0	0	56.2	52	27	25	3	8	16	40	2	0	.248
Minor League - 5 years		21-8	2.77	68	41	0	0	2	230.2	176	75	71	9	20	70	250	17	2	.211

Career Postseason Pitching Record

Year	Team	W-L	ERA	G	GS	CG	SHO	SV	IP	H	R	ER	HR	HB	BB	SO	WP	BK
2019	ALDS: MIN vs. NYY	0-0	0.00	1	0	0	0	0	1.0	1	0	0	0	0	0	2	0	0
2020	NLWC: LAD vs. MIL	0-0	0.00	1	0	0	0	1	1.0	1	0	0	0	0	0	0	0	0
	NLDS: LAD vs. SD	0-0	0.00	1	0	0	0	0	1.1	0	0	0	0	0	0	0	0	1
	NLCS: LAD vs. ATL	0-0	8.10	4	0	0	0	0	3.1	3	3	3	0	0	1	4	0	0
	WS: LAD vs. TB	0-0	0.00	3	0	0	0	0	2.0	2	0	0	0	0	0	0	0	0
2021	NLDS: LAD vs. SF	0-0	0.00	4	0	0	0	0	3.2	3	0	0	0	0	0	3	0	0
	NLCS: LAD vs. ATL	0-1	4.70	7	0	0	0	0	4.1	1	1	1	0	1	0	4	0	0
Postseason Totals		0-1	2.04	18	0	0	0	0	17.2	10	4	4	0	2	1	13	0	1
WC Totals		0-0	0.00	1	0	0	0	1	1.0	1	0	0	0	0	0	0	0	0
LDS Totals		0-0	0.00	6	0	0	0	0	6.0	3	0	0	0	0	0	5	0	1
LCS Totals		0-0	4.70	7	0	0	0	0	7.2	4	4	4	0	1	1	8	0	0
WS Totals		0-0	0.00	3	0	0	0	0	2.0	2	0	0	0	0	0	0	0	0

Career Single-Game Bests

Low-Hit Complete Game: ---

Most Innings Pitched - Starter: 1.0, October 27, 2021 vs. COL

Most Innings Pitched - Reliever: 2.0, (5x), last, October 25, 2021 at SD

Most Earned Runs Allowed: 3, (2x), last, Sept. 29, 2021 vs. SD

Most Strikeouts: 3 (2x), last: September 22, 2019 vs. KC

Most Walks: 3, August 25, 21 at SD

Longest Winning Streak: 3 games, July 3, 2021 - current

Longest Losing Streak: 1 game, September 29, 2019 - current

Career Fielding Record

Position	PCT	G	PO	A	E	TC	DP
Pitcher	1.000	67	9	17	0	26	3

Career Transactions

- August 29, 2014: Signed by the Minnesota Twins as an amateur free agent
- February 10, 2020: Traded to the Los Angeles Dodgers along with OF Luke Raley and 67th pick in the 2020 draft in exchange for RHP Kenta Maeda and catcher Jair Camargo.

Injured List

- No injuries at the Major League level



Michael
GROVE

RHP | 78

@mgrove_2

Bats: Right **Throws:** Right

Height: 6-3 **Weight:** 200

Opening Day Age: 25

Born: December 18, 1996 in Wheeling, WV

Resides: Wheeling, WV

Acquired: Drafted in the second round of the 2018 First-Year Player Draft out of West Virginia University

Career Highlights

- * West Virginia native looks to his third professional season with the Dodgers Organization, going 1-9 with a 7.12 ERA (97 ER/122.2 IP) in 42 games (40 starts) with 161 strikeouts
- * Played two seasons of collegiate baseball with West Virginia, posting a 5-5 record with a 3.13 ERA in 25 games (16 starts), allowing 74 hits and striking out 117 batters in 92.0 innings
- * As a sophomore, he was named to the All-Big 12 Second Team and Academic All-Big 12 First Team after going 3-1 with a 2.87 ERA (15 ER/47.0 IP) and holding batters to a .174 average
- * Was limited to nine starts in 2017 before sustaining a season-ending arm injury that would result in Tommy John surgery
- * Originally selected by the Dodgers in the second round of the 2018 First-Year Player Draft out of West Virginia

Year-By-Year

2021

Pitched the entire season with Double-A Tulsa, garnering a 1-4 record across 21 games (19 starts) with a 7.86 ERA (62 ER/71.0 IP)...racked up 88 strikeouts and limited the opposition to a .290 average...registered a 11.15 strikeout-per-nine mark...struck out seven batters in three separate occasions (5/23 vs. WCH, 8/6 at SPR, 8/12 vs. WCH)...did not allow a walk in two games (8/6 at SPR, 9/5 vs. SPR)

2020

Spent the entire campaign at the alternate site

2019

Went 0-5 with a 6.10 ERA (35 ER/51.2 IP) and a 1.55 WHIP in 21 games with the Rancho Cucamonga Quakes (Advanced-A)...in 51.2 innings of work, he struck out 73 batters against 19 walks, averaging 12.8 strikeouts per nine innings

Personal

Michael Grove... son of Jeff and Stephanie Grove...attended Wheeling Park High School (WV) where he recorded a 1.20 ERA with 54 strikeouts in 33.2 innings in 2014 while hitting .488 and was named to the 2014 West Virginia Sports Writer's Association All-State First Team

Career Pitching Record

Year	Team	W-L	ERA	G	GS	CG	SHO	SV	IP	H	R	ER	HR	HB	BB	SO	WP	BK	AVG
2019	Rancho Cucamonga	0-5	6.10	21	21	0	0	0	51.2	61	37	35	7	1	19	73	7	0	.293
2021	Tulsa	1-4	7.86	21	19	0	0	0	71.0	85	62	62	19	1	42	88	11	0	.293
Minor League - 2 years		1-9	7.12	42	40	0	0	0	122.2	146	99	97	26	2	61	161	18	0	.291

Career Transactions

- June 6, 2018: Drafted in the second round of the 2018 First Year Player Draft out of West Virginia University

Injured List

- No Injuries at the Major League level



Andrew HEANEY

LHP | 28

@heandog8

Bats: Left **Throws:** Left
Height: 6-2 **Weight:** 200
Opening Day Age: 30
Born: June 5, 1991 in Oklahoma City, OK
Resides: Oklahoma City, OK
Acquired: Signed a one-year contract through the 2022 season with Los Angeles
ML Service: 6.150
MLB Debut: June 19, 2014

Career Highlights

- * Entering his first season with the Dodgers, the southpaw is a combined 32-38 with a 4.72 ERA (333 ER/634.1IP) and 650 strikeouts in parts of eight Major League seasons
- * Started in 112 of 121 big league games with the Marlins (2014), Angels (2015-2021) and Yankees (2021)
- * Has held hitters to a .251 career average, as he has been consistent against batters on both sides of the plate with a .255 average against righties and a .260 average against lefties
- * Has a career 9.22 strikeouts per nine innings, striking out 650 batters in 634.1 innings
- * Made his Major League debut at home with the Marlins on June 19, 2014 allowing four hits, one walk and one earned run in 6.0 innings against the Mets
- * Earned his first big league win with the Angels against the Yankees on June 30, 2015 allowing two hits, one walk and one run in 7.0 innings
- * Had a breakout year in 2018 with the Angels, setting career-highs in wins (9), starts (30), innings pitched (180) and strikeouts (180)
- * Tied for the American League lead in shutouts (1) with the Angels (2018) posting a 4.18 ERA and fifth in complete games (1)
- * Leads the Majors in fielding percentage among active players (.989) and was first in the American League in 2020
- * Originally drafted in the first round (ninth overall pick) of the 2012 First-Year Player Draft by the Miami Marlins

Year-By-Year

2021

- * Began his seventh season with the Angels in the starting rotation
- * Made first start of the year at home against the White Sox allowing seven runs, five hits and two walks in 3.0 innings
- * On May 6, 2021 he had a 10 strikeout game against the Rays at home in 6.2 innings throwing 110 pitches
- * Finished his Angels career 30-33 with a 4.51 ERA in 102 starts
- * Traded mid-season to the Yankees on July 31 for minor leaguers Janson Junk and Elvis Peguero

He put up a 6.23 ERA in five starts through August 24th after trade to the Yankees with an .860 OPS against...Finished his season with the Yankees posting a 7.32 ERA in 35.2 innings, seventh worst in Yankees history...Held opponents to a .203 average on his curveball with a 35.1 Whiff%...Had a 7.3% walk rate and a 26.9% strikeout percentage...Posted a 33.1% groundball rate...Allowed 81 earned runs, sixth most in the Major Leagues...He has allowed 12+ home runs in four of his seven seasons (2018, 2019 and 2021)...Threw 150 strikeouts, second most in his career...Designated for assignment by the Yankees on October 5...Signed by the Dodgers on November 10.

2020

Led Angels pitching staff in starts (12) and innings pitched (66.2) and ranked second in strikeouts (70)...Made first career Opening Day start, July 24 at Oakland...Became Angels fifth different Opening Day starter in last six years...Tallied 500th career strikeout against Cody Bellinger, Sept. 25 at Dodger Stadium in final start of season...Ranked second in Majors and led American League with a 67.3% first pitch strike rate...Held opponents to a .203 (12/59) average against his curveball...Since 2017, opposing hitters are batting .206 (75/364) against the pitch with 158 strikeouts.

2019

Began season on Angels injured list and missed first 51 games with left elbow inflammation...Made one rehab appearance with Triple-A Salt Lake May 20 vs. Las Vegas tossing 4.1 scoreless with 10 strikeouts (Bees would set franchise record with 19 SO)...Missed 21 games during second injured list stint July 20 (retro to July 17) - Aug. 10 with left shoulder inflammation... Had opponents swing at first pitch in 34.2% of plate appearances, which ranked third in American League (min. 1500 pitches thrown)...His 31.2% swing and miss rate ranked eighth in A.L. (min. 1500 pitches)... Allowed five earned runs across 24.2 innings (1.82 ERA) in first four starts following return from second IL stint... Recorded career-high 14 strikeouts Aug. 20 in first game of doubleheader at Texas...Most strikeouts for an Angels pitcher since Dan Haren (14), May 24, 2012 at SEA...Joined Frank Tanana (17 SO) as only Angels lefties with 14+ strikeouts and zero walks in a game (Tanana's also came in first game of a doubleheader against Rangers, June 21, 1975)... Angels won all five of his starts from July 16 - Aug. 27, which was longest streak for any LAA pitcher in 2019.

2018

Recipient of Nick Adenhardt Pitcher of the Year Award, which is given to Angels pitcher whose performance is selected by his teammates as the most outstanding throughout the course of the regular season...Became first left-hander to win the award... Opened year on disabled list (left elbow inflammation) for second consecutive season...Made one rehab appearance with Adv.-A Inland Empire April 6 (W; 6.1IP, 2 H, 1 ER, 1 BB, 6 SO) before making season debut with Angels April 13 at Kansas City... Set single-season career highs in nearly every pitching category, including wins, games, starts, innings pitched and strikeouts... Led Angels pitching staff in innings and strikeouts...His 180 strikeouts were the most by an Angels pitcher since C.J. Wilson (188) in 2013... Did not allow a home run to a left-handed batter all season...His 160 left-handed batters faced without allowing a home run were most in American League and third-most in Majors...Has not allowed a home run to a left-handed batter since April 5, 2016 (Anthony Rizzo)... Tossed one-hit shutout on June 5 (his 27th birthday) vs.Kansas City... Marked first complete game and shutout of career...First CG one-hitter for Angels since Ervin Santana on June 16, 2012 vs. Arizona...First Angels lefty with a one-hit shutout since Chuck Finley on May 26, 1989 at Boston...Became first Major Leaguer to throw a one-hit shutout on his birthday since Cardinals' Vicente Palacios on July 19, 1994 at Houston. In final 13 home starts of year, went 7-2 with a 2.65 ERA (85 IP - 25 ER)...His home ERA ranked third in American League in that span (since April 27) behind Corey Kluber (2.29) and Mike Fiers (2.46)...Road victory on Aug. 30 at Houston was first since Sept. 2, 2015 at Oakland...Streak of 17 straight road starts without a win was longest in Angels history (previous was 16 by Rudy May from 1965-69)...Set single game career-high with 12 strikeouts on Sept. 9 at Chicago (A.L.)...Also recorded 10 strikeouts in consecutive starts on July 3 at Seattle and July 8 vs. Dodgers...During eight game stretch from April 27 - June 5, pitched to a 1.93 ERA (51.1IP - 11 ER).

2017

Opened year on disabled list recovering from Tommy John surgery (July 1, 2016) ... First rehab appearance July 13 for AZL Angels marked first game action since Apr. 5, 2016 ... Made six total rehab starts between AZL Angels and Triple-A Salt Lake before returning to Angels for first start Aug. 18 at Baltimore...Missed total of 281 games on disabled list ... Recorded 10 strikeouts Aug. 28 vs. Oakland, which established a new single-game career high ... Did not walk a batter in each of first two starts for Angels...Including final start of 2016, streak of three starts without a walk is tied for third longest streak in Angels history behind only streaks of four consecutive starts with no walks by Matt Shoemaker (May 21-June 6, 2016) and Bert Blyleven (Apr. 9-27, 1990).

2016

Made lone start of season for Angels April 5 vs. Cubs and allowed four earned runs in six innings pitched and matched career-high with seven strikeouts...Missed final 160 games of season after being placed on disabled list April 6 with a left flexor muscle strain...Underwent Tommy John surgery July 1 after platelet-rich injections and stem cell therapy were unsuccessful... Surgery was performed by Dr. Neal Elattrache in Los Angeles.

2015

Entered year ranked as Angels No. 1 prospect according to Baseball America. Opened season with Triple-A Salt Lake, going 6-2 with a 4.71 ERA (78.1IP - 41ER) in 14 starts... In first nine starts with Bees, went 5-0 with a 3.02 ERA (50.2IP - 17 ER). Promoted to Angels June 24 and made Halos debut that day vs. Houston (6 IP, 1 ER, 4 H, 1 BB, 5 SO). In 18 starts for Angels, went 6-4 with a 3.49 ERA (105.2IP - 41 ER) and 78 strikeouts. Among American League rookies, ranked fourth in ERA, sixth in starts and batting average against (.248), eighth in innings pitched and strikeouts and tied for ninth in wins. Named American League Rookie of the Month for July... Went 4-0 with a 1.98 ERA and 19 strikeouts in 27.1 innings pitched over four starts. Allowed two-or-fewer runs in 13 of 18 starts. In seven starts against A.L. West opponents, was 3-1 with a 2.61 ERA (41.1IP - 12 ER). In first six starts of season, went 5-0 with a 1.79 ERA (40.1IP - 8 ER), 31 strikeouts and five walks. Tossed at least five innings and allowed two-or-fewer runs in each of his first seven games with Angels... Tied Jered Weaver for club record for longest such streak to start Angels career. His six consecutive team wins to start his Halos career tied Jarrod Washburn for Club record (in starts) among lefties and were one shy of Jered Weaver's overall club record. Earned first win of Major League career on June 30 vs. Yankees after tossing seven innings and allowing one earned run on two hits... Became first Angels lefty to have first win of big league career come against Yankees since Chuck Finley in 1986 (STATS LLC).

2014

Began season with Double-A Jacksonville, making nine appearances (eight starts) and pitching to a 4-2 record and 2.35 ERA (53.2 IP - 14 ER) before being promoted to Triple-A New Orleans May 20...Named Southern League Pitcher of the Week for April 14-20...Took the hill for four starts with New Orleans before having contracted selected by Marlins June 16...Named Marlins Minor League Pitcher of the Month for May, combining to go 3-1 with a 1.96 ERA in six games between Jacksonville and New Orleans... Made Major League debut with Miami June 19 vs. New York Mets at Marlins Park...Allowed one earned run on four hits across six innings pitched with one walk and three strikeouts...Suffered the loss in a 1-0 decision (CG shutout by Zack Wheeler), becoming 16th pitcher since 1914 to lose MLB debut in a 1-0 decision (min. 6 IP), according to STATS LLC...Optioned back to New Orleans following fourth big league start...Was 0-3 with a 6.53 ERA (20.2 IP - 15 ER) at the time with Marlins...Finished Minor League season with Zephyrs, going 5-4 with a 3.87 ERA (83.2 IP - 36 ER) with 91 strikeouts and 23 walks...Recalled by Marlins Sept. 2 following conclusion of PCL season...Held opponents scoreless over two relief outings (4.2 IP) following Sept. call-up, allowing



just two hits and striking out four...Third and final appearance of season was start on Sept. 26 at Washington in second game of doubleheader...Did not factor in decision after allowing four earned runs on six hits across four innings pitched...Was traded twice in one day on Dec. 10 during MLB Winter Meetings...Was first sent by Miami to Los Angeles Dodgers along with C/IF Austin Barnes, RHP Chris Hatcher and OF Enrique Hernandez in exchange for INF Dee Gordon, RHP Dan Haren, INF Miguel Rojas and cash consideration...Later that day was dealt by Dodgers to Angels in exchange for INF Howie Kendrick.

2013

Combined to go 9-3 with 1.60 ERA (95.1IP/17 ER) in 19 games (18 starts) between Single-A Jupiter and Double-A Jacksonville... Started campaign on disabled list with strained back and didn't make first start until May 20 at Daytona...Allowed four hits and one unearned run over 5.1 innings, striking out a season-high nine batters...First decision was loss on June 13 at Brevard County... Entered game in sixth inning in relief of Henderson Alvarez and was handed loss after giving up two runs (none earned) on two hits with two walks and four strikeouts over 3.0 innings...Marked first and only relief outing of season and professional career... Earned first win in next start, June 19 vs. Bradenton. Allowed one unearned run on one hit with a walk and four strikeouts over 5.0 innings...Allowed all 11 runs with Jupiter in first eight outings...Over final five appearances with Hammerheads, allowed just 15 hits and no runs over 27.0 innings to earn Marlins' Organizational Pitcher of the Month for July...Finished time at Jupiter with 5-2 record and 0.88 ERA (61.2/6) in 13 appearances (12 starts)...Promoted to Double-A Jacksonville on July 30 and made first start on August 1 at Chattanooga...Allowed three hits and no runs over 6.0 frames, running consecutive scoreless innings streak to 34.0...Touched for five runs and nine hits over 3.0 innings on Aug. 6 vs. Tennessee...Marked shortest start of season, and season-highs in hits and runs allowed...Tossed season-best 7.0 innings on August 23 at Montgomery, allowing just one run on five hits with two walks and five strikeouts...Went 4-1 with 2.94 ERA (33.2/11) in six starts with Suns...Participated in Arizona Fall League and went 2-1 with 1.95 ERA (27.2/6) in seven starts for Glendale. Earned Arizona Fall League Player of the Week honors in week five, going 1-0 with 1.80 ERA in two starts...Heads into 2014 as Marlins' top prospect as rated by Baseball America. Also, said to possess best slider in Marlins organization by same publication...Ranked as MLB.com's No. 1 left-handed prospect in Minors heading into season.

Personal

Andrew M. Heaney (Hee-knee)...On Twitter: @Heandog8...Angels nominee in 2018 and 2019 for Roberto Clemente Award... Since 2017, alongside wife Jordan, hosts a Pup Cup 5K-9 event with the mission of providing patients at CHOC with therapy dogs to help in recovery efforts...Angels ambassador for the "Home Plate Project," a league-wide initiative by all 30 MLB Clubs and more than four dozen Major League players to support childhood hunger prevention and battle food insecurity...Annually participates in off-season mission trips to Honduras along with other Major League and Minor League players to help build a new learning center and teach baseball...Attended Putnam City HS (OK) and Oklahoma State University...Named Big 12 Conference Pitcher of the Year and Division I First-Team All-American in 2012 after leading NCAA with 140 strikeouts in 118.1 innings pitched...Played in Arizona Fall League following 2013 season, going 2-1 with a 1.95 ERA (27.2IP - 6 ER) in seven starts for Glendale...Earned AFL Player of the Week Honors during the season's fifth week...Named by Baseball America and MLB.com as Marlins top rated prospect entering 2014 season...Named as having best slider in Marlins organization by Baseball America...Rated by MLB.com as top left-handed prospect in all of Minor League Baseball entering 2014...Entered 2015 ranked as Angels No. 1 prospect according to Baseball America...Married his wife, Jordan Ore, Jan. 11, 2014...Originally signed by Marlins scout Steve Taylor.



Career Pitching Record

Year	Team	W-L	ERA	G	GS	CG	SHO	SV	IP	H	R	ER	HR	HB	BB	SO	WP	BK	AVG
2012	GCL Marlins	0-0	2.57	2	2	0	0	0	7.0	7	2	2	0	1	2	9	0	0	.259
	Greensboro	1-2	4.95	4	4	0	0	0	20.0	25	15	11	0	1	4	21	0	0	.287
2013	Jupiter	5-2	0.88	13	12	0	0	0	61.2	45	11	6	2	6	17	66	3	0	.193
	Jacksonville	4-1	3.28	24	23	1	1	0	137.1	120	61	50	11	4	36	143	8	0	.229
2014	Jacksonville	4-2	2.35	9	8	0	0	0	53.2	45	16	14	2	0	13	52	5	0	.223
	New Orleans	5-4	3.87	15	15	1	0	0	83.2	75	45	36	9	4	23	91	3	0	.234
	MIAMI	0-3	5.83	7	5	0	0	0	29.1	32	19	19	6	3	7	20	2	0	.281
2015	Salt Lake City	6-2	4.71	14	14	0	0	0	78.1	95	49	41	2	3	25	74	7	0	.298
	LOS ANGELES - AL	6-4	3.49	18	18	0	0	0	105.2	99	41	41	9	6	28	78	4	0	.248
2016	LOS ANGELES - AL	0-1	6.00	1	1	0	0	0	6.0	7	4	4	2	0	0	7	0	0	.280
2017	AZL Angels	0-1	1.74	3	3	0	0	0	10.1	11	3	2	0	0	1	15	0	0	.268
	Salt Lake City	1-1	3.12	3	3	0	0	0	17.1	17	7	6	2	1	4	14	0	0	.266
	LOS ANGELES - AL	1-2	7.06	5	5	0	0	0	21.2	27	17	17	12	0	9	27	2	0	.300
2018	Inland Empire	1-0	1.42	1	1	0	0	0	6.1	2	1	1	0	0	1	6	1	0	.095
	LOS ANGELES - AL	9-10	4.15	30	30	1	1	0	180.0	171	91	83	27	8	45	180	9	0	.248
2019	Salt Lake City	0-0	0.00	1	1	0	0	0	4.1	2	0	0	0	0	1	10	0	0	.133
	LOS ANGELES - AL	4-6	4.91	18	18	0	0	0	95.1	93	53	52	20	7	30	118	4	0	.251
2020	LOS ANGELES - AL	4-3	4.46	12	12	0	0	0	66.2	63	35	33	9	2	19	70	2	0	.246
2021	LOS ANGELES - AL	6-7	5.27	18	18	0	0	0	94.0	92	56	55	16	3	31	113	3	0	.252
	NEW YORK - AL	2-2	7.32	12	5	0	0	0	35.2	38	29	29	13	3	10	37	1	0	.268
Major League - 8 years		32-38	4.72	121	112	1	1	0	634.1	622	345	333	114	32	179	650	27	0	.254
Minor League- 7 years		27-15	3.11	71	69	2	1	0	376.1	355	160	130	19	16	100	381	19	0	.243

Career Single-Game Bests

Low-Hit Complete Game:	1, June 5, 2015 vs. KC	Most Strikeouts:	14, August 20, 2019 at TEX
Most Innings Pitched Starter:	9.0, June 5, 2015 vs. KC	Most Walks:	5, (2x), last, May 19, 2018 vs. TB
Most Innings Pitched Reliever:	3.0, (2x), last, Sept. 18, 2021 vs. CLE	Longest Winning Streak:	5 games, June 30 - July 26, 2015
Most Earned Runs Allowed:	8, August 22, 2015 vs. TOR	Longest Losing Streak:	3 games, (3x), last, June 15 - 29, 2021

Career Fielding Record

Position/PCT	G	PO	A	E	TC	DP
Pitcher	989	121	36	55	1	92

Career Transactions

- June 9, 2009: Drafted by the Tampa Bay Rays in the 24th round of the 2009 amateur draft, but did not sign.
- June 4, 2012: Drafted by the Miami Marlins in the 1st round (9th pick) of the 2012 amateur draft. Player signed July 13, 2012.
- December 11, 2014: Traded by the Miami Marlins with Austin Barnes, Chris Hatcher and Enrique Hernandez to the Los Angeles Dodgers for Dee Strange-Gordon, Dan Haren, Miguel Rojas and cash.
- December 11, 2014: Traded by the Los Angeles Dodgers to the Los Angeles Angels of Anaheim for Howie Kendrick.
- July 30, 2021: Traded by the Los Angeles Angels with cash to the New York Yankees for Janson Junk (minors) and Elvis Peguero.
- November 10, 2021: Signed as a Free Agent with the Los Angeles Dodgers.

Injured List

- May 6 - November 11, 2017 (left flexor mass strain)
- April 1 - August 18, 2017 (UCL injury)
- March 28 - May 26, 2019 (left elbow inflammation)
- July 20 - August 10, 2019 (left elbow inflammation)



Daniel HUDSON

RHP | 40

@Dodgers

Bats: Right **Throws:** Right

Height: 6-4 **Weight:** 215

Opening Day Age: 35

Born: March 9, 1987 in Lynchburg, VA

Resides: Chandler, AZ

Acquired: Signed a one-year contract through the 2022 season with Los Angeles

ML Service: 11106

ML Debut: September 4, 2009

Career Highlights

- * Entering his 13th season in the Majors and is a combined 57-40 with a 3.86 ERA (328 ER/765.0 IP) and 719 strikeouts and 27 saves.
- * Pitched the bottom of the ninth inning of Game 7 of the World Series to close out a 6-2 victory winning the 2019 World Series championship and the Nationals' first championship in franchise history.
- * Has a career 8.46 strikeouts per nine innings, striking out 719 batters in 765.0 innings.
- * Awarded the pitchers' Silver Slugger Award, hitting .277/.309/.369 and leading all pitchers with 18 hits and 14 RBIs while playing for the Arizona Diamondbacks.
- * He received his first win in his second start on September 27, 2009, allowing two earned runs over six innings at U.S. Cellular Field against the Detroit Tigers.
- * Originally drafted by the Chicago White Sox in the fifth round of the 2008 First Year Player Draft out of Old Dominion University.

Year-By-Year

2021

- * Began the season with the Nationals recording 14 holds in 32.2 innings played and produced a 2.20 earned run average (8 ER/32.2 IP) in 31 games for the Nationals
 - * Traded to the San Diego Padres on July 30, 2021..Placed on COVID-19 10-day injured list on July 29, 2021, and was reinstated on August 11, 2021
 - * Went 1-2 and produced a 5.21 earned run average (11 ER/ 19.0 IP) in 23 games for the Padres recording 2 holds in 19.0 innings
- Finished the 2021 season with a 3.31 earned run average and 75 strikeouts over 51.2 innings pitched...Recorded a 1.37 WHIP, the highest he's had with a single team since 2017...Opposing batters hit .313 against him this season...Struck out 75 batters, issued 16 walks and allowed eight home runs...He signed a one-year contract on November 30, 2021 with the Los Angeles Dodgers.

2020

Ranked fifth in National League with 10 saves (10th in MLB)...Opposing batters hit .195 (15-for-77) against him this season...Lefties hit .139 (5-for-36) with 15 strikeouts and five walks...Allowed just one of eight (12.5%) inherited runners to score...Started strong, tossing scoreless relief in six of first seven outings...2020 Pitch Mix: Four Seam (75.9%), Slider (16.7%), Changeup (5.6%), Curve (1.9%).

2019

Began the season with Toronto before being acquired by the Nationals at the Trade Deadline...Went 3-0 with six saves and a 1.44 ERA in 24 games for the Nationals...He recorded the final out of Washington's World Series Championship run, striking out Houston's Michael Brantley to cap the 6-2 victory...Tossed scoreless relief in seven of nine Postseason outings and went 4-for-4 in Postseason save chances...Also recorded the final out of the Wild Card Game vs. Milwaukee and NLCS Game 4 vs. St. Louis...In 69 games between Toronto and Washington, he went 9-3 with eight saves and a 2.47 ERA...He struck out 71 batters, issued 27 walks and allowed eight home runs...He ranked third in Major League Baseball having allowed 16.7% (6-of-36) of his inherited runners to score...In the month of September, he went 5-for-5 in save opportunities while posting a 0.00 ERA (0 ER/10.2 IP), eight strikeouts and a 0.94 WHIP in nine appearances...From Aug. 25 through the end of the season, opposing left-handed batters went 3-for-22 (136) with zero extra-base hits against him.

2018

Made 40 appearances in 2018 with Dodgers and held lefties to a .194 average (13/67)...Missed final two months of season with right forearm tightness.

2017

Set career high in appearances, one more than he made with Arizona in 2016...Posted a 2.75 ERA (36.0ip/11er) in 39 games at home and a 6.66 ERA (25.2ip/19er) in 32 road games...Produced a 3.43 ERA (39.1ip/15er) and a .211 batting average against (30-for-142) in his final 46 games, beginning on 6/2...Made his debut with the Pirates on Opening Day (4/3 at Boston) and struck out three batters in his 1.0ip; it was also his 200th career game in the Majors...Did not allow an earned run in 13 appearances from 6/27 thru 8/2 (10.0ip)...Tied career high (second time) with four strikeouts in relief on 8/25 at Cincinnati... Won his two games on 6/10 vs. Miami and 7/17 vs. Milwaukee.

2016

Set career highs in saves and appearances in his sixth season with Arizona...Held the opposition scoreless in 52 of his 70 outings, including in 21 of his final 25...Stranded a team-high 17 of his 22 inherited runners (77%)...Posted a 2.75 ERA (52.1ip/16er) in 51 outings when pitching 1.0 inning or more...Tossed a season-high 2.0 innings on 4/18 at San Francisco...Held right-handed batters hitless in their first 26 at bats thru 5/14...Began the season with a 1.55 ERA (29.0ip/5er) and a .130 opponent average after his first 30 appearances thru 6/21...Was scored upon in 10 of his 15 outings between 6/23 and 8/2, giving up 31 runs (26 earned) in 9.2 innings of work...Produced a 1.66 ERA (21.2ip/4er) and a .235 opponents average over his last 25 games, beginning with the action on 8/5...Went 11 games (8.0ip) without allowing a run from 8/5-25...Converted five of his seven save opportunities

2015

In his first full season following 2 Tommy John surgeries, went 4-3 with 4 saves and a 3.86 ERA (29 ER in 67.2 IP) in a career-high 64 games (1 start)...Led Arizona with 20 holds, which tied for 11th in the NL...Averaged a career-high 9.44 strikeouts per 9.0 IP (71 SO)...Start on May 10 vs. Padres (0 ER in 3.1IP) was his first since June 26, 2012 at Braves...Earned the win on May 19 at Marlins with 2.0 scoreless innings, his first victory since June 14, 2012 at Rangers...the 2 years, 339 days between wins was the second longest by a D-back (3 years, 1 day by Micah Owings on May 26, 2011 at Rockies)...Recorded his first career save on June 14 at Giants.

2014

Returned from two Tommy John surgeries to pitch in three games with Arizona...began the season on the disabled list following his second ligament surgery in 2014 and was reinstated from the disabled list on Sept. 1...Threw 1.0 perfect inning on Sept. 3 @ Padres, his first big league outing since June 26, 2012 @ Braves...was the fourth pitcher to have ligament replacement surgery in consecutive years and return to the Majors: Doug Brocail, Mike Lincoln and Denny Stark (source: Jeff Passan & @MLBPlayerAnalys)...Did not pitch after Sept. 13 vs. Padres (1 ER in 1.0 IP)...Made six rehab starts with Rookie AZL D-backs and Triple-A Reno, posting a 1.50 ERA (1 ER in 6.0 IP)

2013

Missed the entire season after re-tearing his ulnar collateral ligament in his right elbow...Underwent his second Tommy John surgery on June 18 in Birmingham, Ala. (performed by Dr. James Andrews)...Made 1 rehab start with Double-A Mobile (1 ER in 2.0 IP)...left the game with right elbow soreness...Started 3 Extended Spring Training games.

2012

Made just 9 starts in his third season with the D-backs, going 3-2 with a 7.35 ERA (37 ER in 45.1IP)...did not pitch after June 26 due to a torn ulnar collateral ligament in his right elbow...On the 15-day disabled list for the first time in his career from April 21-May 27 with a right shoulder impingement...Removed from his start on June 26 @ Braves with right forearm tightness...MRI the following day revealed a torn UCL...Underwent Tommy John surgery on July 9 in Los Angeles (performed by Dr. Lewis Yocum).

2011

Went 16-12 with a 3.49 ERA (86 ER in 222.0 IP) and 3 complete games in 33 starts in his first full season with the D-backs... Ranked among the National League leaders in starts (T4th), innings pitched (T5th), wins (T6th) and walks per 9.0 IP (9th, 2.03)... Won his first NL Silver Slugger Award®, hitting .277 (18-for-65) with 3 doubles, 1 home run and 14 RBI...joined Micah Owings (2007) as the only two D-backs pitchers to garner the honor...Led all NL pitchers in batting average, RBI, hits and on-base (.209) and slugging percentage (.369)...Was 16-8 with a 3.19 ERA (70 ER in 197.2 IP) after starting 0-4 with a 5.92 ERA (16 ER in 24.1IP)...his 16 wins were tied for the third-most in the NL from April 26...His streak of 13 straight quality starts from Aug. 1, 2010-April 9, 2011 tied for the third-longest in franchise history with Brandon Webb (2005-06)...Had 3 complete games: June 17 vs. White Sox, July 17 vs. Dodgers and Sept. 9 vs. Padres...became the eighth D-backs' pitcher to toss at least 3 complete games in a season along with Randy Johnson (5 times), Curt Schilling (4 times), Brandon Webb (3 times), Dan Haren (once), Javier Vazquez (once), Miguel Batista (once) and Omar Daal (once)...Named co-NL Player of the Week (first honor) along with the Brewers' Shaun Marcum for May 16-22 after going 2-0 with a 1.80 ERA (1 ER in 15.0 IP)...Tossed his first career complete game in a 4-1 win on June 17 vs. White Sox, allowing a run on 3 hits and a walk with 5 strikeouts...became just one of four D-backs pitchers to toss a complete game at 24 years or younger, joining Micah Owings (2007, 24), Brandon Webb (2003, 24) and Jeff Suppan (1998, 23)...Threw his second career complete game and hit his first career home run (off Ted Lilly)...according to Elias Sports Bureau, became the first pitcher to throw a complete game and hit his first career homer since the Mets' Johan Santana on July 6, 2010 vs. Reds...Had a career-long 7-game winning streak from May 17-July 17...POSTSEASON: Suffered the loss in Game 2 of the NLDS vs. Brewers (5 ER in 5.1IP).

2010

Was one of the most dominant pitchers in baseball over the final two months of the season with a 7-1 record with a 1.69 ERA (15 ER in 79.2 IP), .183 opponents average, 16 walks and 70 strikeouts in 11 starts for the D-backs after being acquired in a July 30 trade with the White Sox...Went 8-2 with a 2.45 ERA (26 ER in 95.1IP) and .202 opponents average with 27 walks and 84 strikeouts in a combined 14 starts for the White Sox and D-backs...Earned Rookie of the Year honors from the Arizona Chapter

of the BBWAA...all 11 of his starts for the D-backs were quality starts...worked 7.0 innings or more in 9 games...allowed 2 runs or less in 10 outings, giving up 3 runs only once...D-backs were 8-3 in his starts...Among all NL pitchers enduring the final two months of the season, only the Phillies' Roy Oswalt (1.41) and the Cubs' Carlos Zambrano (1.60) had a better ERA...also tied for the fewest pitches per inning at 14.5, third with a .183 opponents average and 15 earned runs allowed, tied for third with 7 wins, fourth with 51 hits allowed and 5.76 hits per 9.0 innings, tied for fourth with an .875 winning percentage, tied for fifth with 16 extra-base hits, seventh with 1.81 walks per 9.0 innings, and tied for seventh with 79.2 innings pitched...His .997 combined WHIP with the White Sox and D-backs led all Major League pitchers that made at least 10 starts...Among NL rookie hurlers with a minimum of 10 starts, ranked first in ERA, opponents average, winning percentage, hits allowed and runs allowed... Among all Major League rookie pitchers with a minimum of 10 starts, had the lowest ERA (2.45) and opponents average (.202), the second-fewest earned runs allowed (26) and the seventh-fewest walks (27)...Named to the United States roster for the 2010 All-Star Futures Game in Anaheim, Calif., but did not participate...Opened the season in the White Sox system at Triple-A Charlotte and went 11-4 with a 3.47 ERA (36 ER in 93.1 IP)...and .228 opponents average with 31 walks and 108 strikeouts over 17 starts to earn a selection to the International League midseason All-Star team...had 8 quality starts...at the time of his promotion, led the league in strikeouts and tied for first in wins...in 7 starts in June and July, went 5-2 with a 2.03 ERA (9 ER in 40.0 IP) and .184 opponents average with 15 walks and 46 strikeouts...Recalled by the White Sox on July 11 and made 3 starts, going 1-1 with a 6.32 ERA (11 ER in 15.2 IP) and .293 opponents average with 11 walks and 14 strikeouts...Was acquired along with left-handed pitcher David Holmberg from the Chicago White Sox for right-handed pitcher Edwin Jackson on July 30...Made his D-backs debut with a 14-1 win on Aug. 1 @ Mets, allowing a run on 3 hits and a walk with 4 strikeouts over 8.0 innings...also collected his first career hit and RBI with a 2-run single off Elmer Dessens in the fifth inning...Became the fourth pitcher in franchise history to toss at least 7.0 innings and allow 1 run or fewer in each of his first 2 starts with the D-backs, joining Geraldo Guzman (2000), Curt Schilling (2000) and Brandon Webb (2003), according to Elias...Posted an 8-2 win on Aug. 11 @ Brewers, allowing 2 runs on 7 hits and a walk with 9 strikeouts...helped himself at the plate with a bases-loaded, 3-run double in the sixth inning, his first career extra-base hit...according to Elias, he was the third pitcher in 2010 to plate 3 runs and strike out at least 9 batters in the same game, joining the Cardinals' Adam Wainwright on July 4 vs. Brewers and the Marlins' Josh Johnson on April 26 vs. Padres...only 2 pitchers accomplished the feat from 2000-09...Had a career-high 10 strikeouts on Aug. 17 vs. Reds and did not issue a walk for the first time in a start...recorded 8 strikeouts in the first 3.0 innings, becoming the first rookie pitcher to accomplish the feat since Rick Ankiel did so for the Cardinals on July 27, 2000 vs. D-backs, according to Elias...Worked 7.0 scoreless frames allowing 4 hits and 2 walks with 9 strikeouts on Aug. 22 vs. Rockies...became the eighth D-backs rookie pitcher (10th time) all-time to throw 7.0 or more scoreless innings...Named NL Rookie of the Month for August after going 4-1 with a 1.85 ERA (9 ER in 43.2 IP) and .195 opponents average with 8 walks and 42 strikeouts over 6 starts...led all rookie starting pitchers in ERA and strikeouts and led NL rookies with 4 wins...Closed out the season with a 5-2 win vs. Dodgers and came within an out of his first career complete game shutout... finished with a career-high 8.2 innings allowing 2 runs on a career-low 2 hits and 2 walks with 5 strikeouts while throwing a career-high 112 pitches...after tossing 8.0 scoreless innings with 1 hit allowed, retired the first two batters in the ninth inning before allowing a hit and a walk, both of whom scored after his departure... suffered a tendon strain in his right middle finger during the game and was scratched from his final start on Oct. 1 @ Dodgers.

2009

Went 14-5 with a 2.32 ERA (38 ER/147.1 IP) and 166 strikeouts in 26 starts over four stops in the White Sox minor-league system, earning MiLB overall Starting Pitcher of the year honors...led the organizational era and strikeouts (1st) and tied for first in wins...limited opponents to a .200 (105-525) average...his contract was purchased from Class AAA Charlotte on 9/3...made his major-league debut in relief on 9/4 vs. Boston with 2.0 scoreless IP...was the second member of Chicago's 2008 draft class to reach the majors (Gordon Beckham)...lost his first start on 9/21 vs. Minnesota (1 ER/5.0 IP)...earned his first major-league win on 9/27 vs. Detroit (2 er/6.0 IP)...began the season at Class A Kannapolis and went 1-2 with a 1.23 ERA (3 er/22.0 IP) in four starts... was named the South Atlantic League Pitcher of the Week for 4/8-19...was promoted to class A Winston-Salem on 5/4 and made eight starts with the dash...went 7-0 with a 1.60 era (10 er/56.1 IP) in nine starts with Class AA Birmingham following his promotion on 6/18...was named Southern League Pitcher of the Week for 6/15-21...advanced to Charlotte on 8/8 and went 2-0 with a 3.00 ERA (8 ER/24.0 IP) in five starts...was 9-0 with a 2.02 ERA (18 ER/80.1 IP) over his final 14 starts before joining the White Sox.

2008

Went 5-4 with a 3.36 ERA (26 ER in 69.2 IP) with 22 walks and 90 strikeouts over 14 starts with Rookie-Advanced Great Falls... Led the Pioneer League in strikeouts and ranked sixth in ERA...Made his pro debut on June 21 vs. Billings, tossing 3.0 scoreless innings with a hit and 4 strikeouts in the 4-3 win...Named PL co-Pitcher of the Week with teammate Dexter Carter for July 21-27...Went 2-0 with a 2.84 ERA (4 ER in 12.2 IP) and 19 strikeouts in 2 postseason starts, both series-clinching victories...Received honorable mention on the PL All-Star team.

Personal

Daniel Claiborne Hudson...Graduated from Princess Anne High School in Virginia Beach, Va. and Old Dominion (VA) University... He and his wife, Sara have three daughters (Baylor, Parker and Millie)...Was named second-team All-Colonial Athletic Association in 2008 after leading the league with 107 strikeouts...Named first team All-CAA in 2007 and CAA All-Tournament Team...Also named Freshman All-American by Collegiate Baseball in 2006. Won the 2005 AAA State Championship at Princess Anne High School...Named first-team All-State as a pitcher and Second-Team All-State as a first baseman in 2005.

Career Pitching Record

Year	Team	W-L	ERA	G	GS	CG	SHO	SV	IP	H	R	ER	HR	HB	BB	SO	WP	BK	AVG
2008	Great Falls	5-4	3.36	14	14	0	0	0	69.2	52	30	26	6	3	22	90	3	0	.202
2009	Kannapolis	1-2	1.23	4	4	0	0	0	22.0	15	5	3	0	3	2	30	0	0	.190
	Winston-Salem	4-3	3.40	8	8	1	0	0	45.0	31	19	17	3	2	13	49	1	0	.155
	Birmingham	7-0	1.60	9	9	0	0	0	56.1	37	11	10	1	3	10	63	1	0	.188
	Charlotte	2-0	3.00	5	5	0	0	0	24.0	22	10	8	1	2	9	24	1	0	.247
	CHICAGO - AL	1-1	3.38	6	2	0	0	0	18.2	16	9	7	3	1	9	14	1	0	.225
2010	Charlotte	11-4	3.47	17	17	1	0	0	93.1	81	41	36	13	4	31	108	3	0	.228
	CHICAGO - AL	1-1	6.32	3	3	0	0	0	15.2	17	11	11	1	0	11	14	2	0	.293
	ARIZONA	7-1	1.69	11	11	0	0	0	79.2	51	15	15	7	4	16	70	3	0	.183
2011	ARIZONA	16-12	3.49	33	33	3	0	0	222.0	217	98	86	17	8	50	169	4	1	.255
2012	Reno	1-0	3.60	1	1	0	0	0	5.0	5	2	2	0	0	1	2	1	0	.278
	ARIZONA	3-2	7.35	9	9	0	0	0	45.1	62	37	37	9	0	12	37	2	0	.332
2013	Mobile	0-0	4.50	1	1	0	0	0	2.0	2	1	1	0	0	1	1	0	0	.250
2014	AZL DIAMONDBACKS	0-0	2.25	4	4	0	0	0	4.0	4	1	1	0	0	0	5	0	0	.250
	Reno	0-0	0.00	2	2	0	0	0	2.0	1	0	0	0	0	1	2	0	0	.167
	ARIZONA	0-1	13.50	3	0	0	0	0	2.2	4	4	4	0	0	0	2	0	0	.308
2015	ARIZONA	4-3	3.86	64	1	0	0	4	67.2	64	34	29	7	0	25	71	5	0	.245
2016	ARIZONA	3-2	5.22	70	0	0	0	5	60.1	65	40	35	6	4	22	58	5	0	.269
2017	PITTSBURGH	2-7	4.38	71	0	0	0	0	61.2	57	34	30	7	5	33	66	4	0	.248
2018	Oklahoma City	0-0	0.00	5	0	0	0	0	4.2	0	0	0	0	1	4	5	0	0	.000
	LOS ANGELES	3-2	4.11	40	1	0	0	0	46.0	38	25	21	6	4	18	44	3	0	.217
2019	TORONTO	6-3	3.00	45	1	0	0	2	48.0	38	18	16	5	3	23	48	1	0	.215
	WASHINGTON	3-0	1.44	24	0	0	0	6	25.0	18	7	4	3	1	4	23	1	0	.200
2020	WASHINGTON	3-2	6.10	21	0	0	0	10	20.2	15	15	14	6	3	11	28	0	0	.195
2021	SAN DIEGO	2-1	5.21	23	0	0	0	0	19.0	17	13	11	4	0	9	27	2	0	.236
	WASHINGTON	4-1	2.20	31	0	0	0	0	32.2	23	9	8	4	0	7	48	1	0	.220
Major League - 12 years		57-40	3.86	454	61	3	0	27	765.0	702	369	328	85	33	250	719	34	1	.242
Dodger Totals - 1 year		3-2	4.11	40	1	0	0	0	46.0	38	25	21	6	4	18	44	3	0	.217
Minor League- 7 years		32-13	2.85	70	65	2	0	0	328.0	250	120	104	24	18	94	379	10	0	.209

Career Postseason Pitching Record

Year	Team	W-L	ERA	G	GS	CG	SHO	SV	IP	H	R	ER	HR	HB	BB	SO	WP	BK
2019	NLDS: ARI vs. MIL	0-1	8.44	1	1	0	0	0	5.1	9	5	5	1	0	0	6	0	0
2021	NLWC: WAS vs. MIL	0-0	0.00	1	0	0	0	1	1.0	0	0	0	0	0	0	1	0	0
	NLDS: WAS vs. LAD	1-0	0.00	3	0	0	0	1	2.2	3	0	0	0	0	2	4	0	0
	NLCS: WAS vs. STL	0-0	0.00	2	0	0	0	2	2.0	0	0	0	0	0	1	0	0	0
	WS: WAS vs. HOU	0-0	9.00	3	0	0	0	0	4.0	7	4	4	1	0	1	5	0	0
Postseason Totals		1-1	5.40	10	1	0	0	4	15.0	20	9	9	2	1	4	16	0	0
WC Totals		0-0	0.00	1	0	0	0	1	1.0	0	0	0	0	0	0	1	0	0
LDS Totals		1-1	5.63	4	1	0	0	1	8.0	12	5	5	1	0	2	10	0	0
LCS Totals		0-0	0.00	2	0	0	0	2	2.0	0	0	0	0	0	1	0	0	0
WS Totals		0-0	9.00	3	0	0	0	0	4.0	7	4	4	1	0	1	5	0	0

Career Single-Game Bests

Low-Hit Complete Game:	3, June 17, 2011 vs. CWS	Most Strikeouts:	10, (2x), last, April 15, 2011 vs. SF
Most Innings Pitched Starter:	9.0, (3x), last, Sept. 9, 2011 vs. SD	Most Walks:	5, Sept. 27, 2009 vs. DET
Most Innings Pitched Reliever:	21, Sept. 8, 2009 vs. OAK	Longest Winning Streak:	7 games, May 17- July 17, 2011
Most Earned Runs Allowed:	7, (3), last, June 19, 2012 vs. SEA	Longest Losing Streak:	4 games, April 2 - 21, 2011

Career Fielding Record

Position	PCT	G	PO	A	E	TC	DP
Pitcher	.934	454	38	75	8	121	8

Career Transactions

- June 5, 2008: Drafted by the Chicago White Sox in the 5th round of the 2008 amateur draft. Player signed June 15, 2008.
- July 30, 2010: Traded by the Chicago White Sox with David Holmberg to the Arizona Diamondbacks for Edwin Jackson.
- December 13, 2013: Signed as a Free Agent with the Arizona Diamondbacks.
- December 21, 2016: Signed as a Free Agent with the Pittsburgh Pirates.
- February 22, 2018: Traded by the Pittsburgh Pirates with Tristan Gray (minors) and cash to the Tampa Bay Rays for Corey Dickerson.
- April 2, 2018: Signed as a Free Agent with the Los Angeles Dodgers.
- February 13, 2019: Signed as a Free Agent with the Los Angeles Angels.
- March 25, 2019: Signed as a Free Agent with the Toronto Blue Jays.
- July 31, 2019: Traded by the Toronto Blue Jays to the Washington Nationals for Kyle Johnston (minors).
- January 14, 2020: Signed as a Free Agent with the Washington Nationals.
- July 30, 2021: Traded by the Washington Nationals to the San Diego Padres for Mason Thompson and Jordy Barley (minors).
- December 1, 2021: Signed as a Free Agent with the Los Angeles Dodgers.

Injured List

- April 21 - May 27, 2012 (right shoulder impingement)
- June 27 - Nov. 1, 2012 (Tommy John Surgery)
- June 19 - September 1, 2014 (recovering TJ)
- August 7 - 17, 2018 (right forearm tightness)
- August 24 - October 29, 2018 (right forearm tightness)
- June 12 - July 7, 2021 (right elbow inflammation)
- July 29 - August 11, 2021 (protocols)



Andre JACKSON

RHP | 94

@ andreterrell13

Bats: Right **Throws:** Right**Height:** 6-3 **Weight:** 210**Opening Day Age:** 25**Born:** May 1, 1996 in Vail, AZ**Resides:** Vail, AZ**Acquired:** Drafted in the 12th round of the 2017 First Year Player Draft out of the University of Utah**ML Service:** 0.004**ML Debut:** August 16, 2021

Career Highlights

- * Right-hander enters his fifth professional season with the Dodgers after making his Major League debut in 2021
- * In 65 Minor League games (61 starts), owns a 15-12 record with a 3.53 ERA (190 ER/278.0 IP) and 320 strikeouts for a 10.4 strikeout-per-nine innings mark
- * Made his Major League debut on August 16, 2021 against Pittsburgh, pitching four innings of shutout baseball, striking out five and allowing just two hits and four walks...sat down Rodolfo Castro for his first big league strikeout
- * Amassed a 0-1 Major League record across three games, striking out ten against six walks...kept hitters to a .238 average
- * Was added to the 40-man roster on November 20, 2020 and spent the season at the alternate site
- * In 2019, he went 7-2 with a 3.06 ERA (39 ER/114.2 IP) and a 1.28 WHIP in 25 starts between Class-A Great Lakes and Advanced-A Rancho Cucamonga...struck out 141 batters in 114.2 innings pitched
- * Played 78 career games as a two-way player for the University of Utah (2015-16), posting a 6.53 ERA (15 ER/20.2 IP) in 12 career appearances on the mound...in 2016, he batted .299 (26-for-87) for the Utes with 4 doubles, two triples and .795 OPS
- * Missed the 2017 college season after undergoing Tommy John surgery in the offseason
- * Was selected in the 12th round of the 2017 MLB First-Year Player Draft out of Utah

Year-By-Year

2021

- * Made stops at both Double-A Tulsa and Triple-A Oklahoma City before getting called up to the big leagues on August 16
- * Pitched in three games with the Dodgers, producing a 0-1 record with a 2.31 ERA (3 ER/11.2 IP) with ten strikeouts against just six walks
- * Made his Major League debut on August 16, 2021 against Pittsburgh, pitching four innings of shutout baseball, striking out five and allowing just two hits and four walks...sat down Rodolfo Castro for his first big league strikeout
- * Became the first player in the modern era to tally 5+ strikeouts, 4+ walks, and allow no runs in a relief appearance for his debut (according to STATS, LLC)
- * Started five of six appearances with Triple-A Oklahoma City, tabbing a 2-3 record for a 5.13 ERA (15 ER/26.1 IP) with 23 punchouts against just nine walks
- * With Double-A Tulsa, his 3-2 record ran across 15 games (13 starts)...put up a 3.27 ERA (23 ER/63.1 IP) with 75 strikeouts and limited the opposition to a .201 average
- * Was selected to the Futures Game as a member of the Tulsa Drillers

2020

Spent the 2020 season at the alternate site on the USC campus...was added to the 40-man roster on November 20

2019

Went 7-2 with a 3.06 ERA (39 ER/114.2 IP) and a 1.28 WHIP in 25 starts with Class-A Great Lakes and Advanced-A Rancho Cucamonga...struck out 141 batters against 57 walks in 114.2 innings of work...held opponents to a .217 average

2018

In his first professional season with the Dodgers he recorded a combined 3-5 record with a 4.10 ERA (31 ER/68.0 IP) and 76 strikeouts across 18 games (17 starts) with the AZL Dodgers and Class-A Great Lakes

Personal

Andre Terrell Jackson... attended Cienega High School in Tucson, Arizona where he hit .444 in 26 games as a senior with eight doubles, three triples, four home runs and 22 RBI... named AzBCA and AzCentral second-team all-state... graduated from the University of Utah with a bachelor's degree in Communication

Career Pitching Record

Year	Team	W-L	ERA	G	GS	CG	SHO	SV	IP	H	R	ER	HR	HB	BB	SO	WP	BK	AVG
2018	AZL Dodgers	2-0	3.44	4	3	0	0	0	181	18	7	7	0	0	4	31	0	0	.254
	Great Lakes	1-5	4.35	14	14	0	0	0	492	48	29	24	3	3	41	45	7	1	.257
2019	Great Lakes	4-1	2.23	10	10	0	0	0	481	29	13	12	1	0	19	50	5	0	.172
	Rancho Cucamonga	3-1	3.66	15	15	0	0	0	661	61	30	27	5	6	38	91	8	1	.248
2021	LOS ANGELES	0-1	2.31	3	0	0	0	1	112	10	3	3	1	0	6	10	0	1	.238
	Rancho Cucamonga	0-0	1.59	1	1	0	0	0	52	4	1	1	1	1	1	5	0	0	.182
	Tulsa	3-2	3.27	15	13	0	0	0	631	46	24	23	12	4	20	75	4	2	.201
	Oklahoma City	5-3	6	5	0	0	0	0	261	26	16	15	6	0	9	23	2	0	.250
Major League - 1 year		0-1	2.31	3	0	0	0	1	112	10	3	3	1	0	6	10	0	1	.238
Dodger Totals - 1 year		0-1	2.31	3	0	0	0	1	112	10	3	3	1	0	6	10	0	1	.238
Minor League - 2 years		15-12	3.53	65	61	0	0	0	278.0	232	120	109	28	13	132	320	26	4	.226

Career Single-Game Bests

Low-Hit Complete Game:	---	Most Strikeouts:	5, August 16, 2021 vs. PIT
Most Innings Pitched - Starter:	---	Most Walks:	4, August 16, 2021 vs. PIT
Most Innings Pitched - Reliever:	4.2, August 27, 2021 vs. COL	Longest Winning Streak:	---
Most Earned Runs Allowed:	2, October 3, 2021 vs. MIL	Longest Losing Streak:	1 games, August 27, 2021 - current

Career Fielding Record

Position	PCT	G	PO	A	E	TC	DP
Pitcher		1000	3	2	2	0	4


Career Transactions

- June 6, 2017: Drafted in the 12th round of the 2017 First-Year Player Draft out of Utah

Injured List

- No Injuries at the Major League Level

2022





Tommy KAHNLE

RHP | 41

@Dodgers

Bats: Right **Throws:** Right

Height: 6-1 **Weight:** 230

Opening Day Age: 32

Born: August 7, 1989 in Latham, NY

Resides: Albany, NY

Acquired: Signed as a free agent on December 29, 2020

ML Service: 6.131

ML Debut: April 3, 2014

Career Highlights

- * Veteran right-handed reliever looks to his ninth year in the Major Leagues and first active season with Los Angeles after healing from a Tommy John surgery on Aug. 4, 2020
- * Has gone 9-9 with four saves and 3.82 ERA in 285 relief appearances in seven seasons with the Rockies (2014-15), White Sox (2016-17) and Yankees (2017-20)
- * Has averaged 11.15 strikeouts per 9.0 innings during the course of his career, striking out 344 in 277.2 innings
- * Has been at his best in the Postseason throughout his career, posting a 1-0 record with one save and a 2.33 ERA (5 ER/19.1 IP) in 15 career appearances...has a .152 opponents' batting average with a 0.78 WHIP
- * Made his MLB debut on April 3, 2014 with Colorado at Miami, allowing one run in 1.2 innings of relief...picked up his first win in his second career outing on April 5, 2014, with 1.2 scoreless frames vs. Arizona
- * Earned his first save on Aug. 7, 2015 at Washington, closing out the Rockies' 5-4 win with two strikeouts in a scoreless inning
- * Originally selected by the Yankees in the fifth round of the 2010 First-Year Player Draft

Year-By-Year

2021

* Spent the season rehabbing from Tommy John surgery...was placed on the 60-day Injured List on March 25

2020

* Made just one appearance, July 26 at Washington, striking out three batters in 1.0 scoreless inning (1H, 1BB)

* Was placed on the 10-day injured list on July 31 (retroactive to July 28) with a right ulnar collateral ligament injury... was transferred to the 60-day injured list on Aug. 6, missing the remainder of the season

* Underwent Tommy John surgery on Aug. 4...the procedure was performed by Dr. Christopher Ahmad at New York-Presbyterian Hospital

2019

* Went 3-2 with a 3.67 ERA and 88 K in a career-high 72 relief appearances with the Yankees...tied for sixth in the AL in relief appearances

* Of his 72 relief appearances, 42 were hitless and scoreless...had a stretch of 11 straight appearances without allowing a hit or run from April 14-May 5, the longest in Yankees history...also had an 11-game scoreless streak from 6/30-7/27

Was named AL July "Reliever of the Month" after posting a 0.77 ERA (11.2IP, 5H, 1ER, 2BB, 17K) in 12G...limited opponents to a .128/.171/.154 slash during the month...was his first career monthly award - Made the postseason for the second time in his career and appeared in eight of the Yankees' nine playoff games, posting a 2.25 ERA (8.0IP, 2ER) and retiring 25-of-32 batters faced...retired 16 consecutive batters faced from his final two batters in ALDS Game 3 at Minnesota through his first batter in ALCS Game 5 vs. Houston...earned his first postseason win in ALDS Game 1 vs. Minnesota

2018

* Went 2-0 with one save and a 6.56 ERA (23.1IP, 17ER) in 24 relief appearances over three stints with the Yankees

* Was placed on the 10-day disabled list from 4/17 (retroactive to 4/16) - 5/25 with right shoulder tendonitis (missed 33 team games)...made two rehab appearances (one start) with Single-A Charleston (IGS) and Triple-A Scranton/WB (IG)

Tossed 1.0 perfect inning (1K) in 8/21 win at Miami, earning his fourth career save and first since 9/4/16 at Minnesota w/ Chicago-AL...in 25 total relief appearances with the RailRiders (including his rehab assignment), went 2-2 with one save, a 4.01 ERA (24.2IP, 11ER) and 37K.

2017

* Combined with the Yankees and White Sox to go 2-4 with a 2.59 ERA (62.2IP, 18ER) in 69 relief appearances...ranked eighth among relievers (third in the AL) with a 13.79 K/9.OIP ratio (96K, 62.2IP)

* Acquired by the Yankees with INF Todd Frazier and RHP David Robertson from Chicago-AL on 7/18 in exchange for RHP Tyler Clippard, LHP Ian Clarkin and OFs Blake Rutherford and Tito Polo...became the fourth New York-born pitcher to appear for the Yankees in as many seasons (also RHP Dellin Betances, New York City; RHP Danny Burawa, Riverhead; and RHP Matt Daley, New York City). 4 Earned his first win as a Yankee on 8/16 at the Mets (BS, 0.2IP)

In Aug. 24 loss at Detroit, struck out three batters in 1.0IP before being ejected by HP umpire Carlos Torres with two outs in the sixth for throwing behind Miguel Cabrera...was his first career ejection...made his postseason debut, posting a 2.38 ERA (11.1IP, 3ER) with one save in seven relief appearances...had four multi-inning scoreless playoff outings

2016

* Made his White Sox debut, going 0-1 with a 2.63 ERA (27.1IP, 8ER) in 29 relief appearances over five stints with the club

* Of his 29 appearances with Chicago-AL, 24 were scoreless...tossed at least 1.0 inning 22 times

* Posted a 0.51 ERA (17.2IP, 1ER) and 18K over his final 17 appearances from 8/7-9/30

* Began the season with Triple-A Charlotte, combining to go 1-1 with a 3.00 ERA (27.0IP, 9ER) in 23 relief outings

2015

* Went 0-1 with a 4.86 ERA (33.1IP, 18ER) in 36 relief appearances with Colorado

* Earned his first career save on Aug. 7 at Washington, tossing a scoreless ninth inning (1BB, 2K)

Began the season with Triple-A Albuquerque, going 1-3 with a 4.67 ERA (27.0IP, 14ER) in 21 relief appearances...was traded to Chicago-AL in exchange for RHP Yency Almonte on Nov. 24

2014

* Saw his first Major League action, spending the entire season with Colorado and going 2-1 with a 4.19 ERA (68.2IP, 32ER) and 63K in 54 relief appearances

* Became the first Rockies Rule 5 draft selection to make the team and remain with the club for the entire season since INF Luis Gonzalez in 2003

* Made his Major League debut on April 3 at Miami (1.2IP, 1ER)...recorded his first career strikeout in the sixth inning (Reed Johnson)

* Earned his first Major League win on 4/5 vs. Arizona, tossing 1.2 scoreless innings

2013

* Spent the season with Double-A Trenton, going 1-3 with a 2.85 ERA (60.0IP, 19ER) and 74K in 46 relief appearances...led all Yankees farmhands with 15 saves

* Was selected by Colorado in the Major League phase of the Rule 5 draft on 12/12/13

2012

* Appeared in 30 games with Single-A Tampa, going 2-1 with a 2.45 ERA (55.0IP, 15ER), striking out 72 batters

Was promoted to Double-A Trenton on Sept. 2, making one regular season relief appearance (2.0IP, 2H, 2K)...made three postseason appearances out of the bullpen for the Thunder, tossing 3.0 scoreless innings (2H, 3BB, 3K)

2011

* Spent the entire season with Single-A Charleston, going 3-5 with a 4.22 ERA (81.0IP, 38ER) in 40 relief appearances

* Led all Charleston relievers with 112K and posted the fifth-most strikeouts among all Yankees minor league pitchers

2010

* Made his professional debut with short-season Single-A Staten Island, posting a 0.56 ERA (16.0IP, 1ER) with just 3H and 25K in 11 relief appearances

* Posted a .061 opponents' batting average (3-for-49)

Personal

Thomas Robert Kahnle ("CAIN-lee")...is married to Veronica...graduated from Shaker High School in Latham, N.Y... lettered in baseball, basketball and football...attended Lynn University in Boca Raton, Fla....became the highest drafted player from the Division II University...led the team in ERA, strikeouts and opp. BA as a sophomore in 2010...tossed the third no-hitter in the school's history on 3/13/10...was part of the school's NCAA Division II Championship team in 2009, tossing 12.2 scoreless innings in the postseason as a freshman...selected by the Yankees in the fifth round of the 2010 First-Year Player Draft

Career Pitching Record																								
Year	Team	W-L	ERA	G	GS	CG	SHO	SV	IP	H	R	ER	HR	HB	BB	SO	WP	BK	AVG					
2010	Staten Island	0-0	0.56	11	0	0	0	3	16.0	3	1	1	0	3	5	25	2	0	.061					
2011	Charleston	3-5	4.22	40	0	0	0	2	81.0	69	50	38	1	1	49	112	11	1	.223					
2012	Tampa	2-1	2.45	30	0	0	0	6	55.0	30	16	15	3	2	24	72	4	1	.158					
	Trenton	0-0	0.00	1	0	0	0	0	2.0	2	0	0	0	0	2	0	0	.250						
2013	Trenton	1-3	2.85	46	0	0	0	15	60.0	38	20	19	4	0	45	74	7	0	.182					
2014	Columbus	2-1	4.19	54	0	0	0	0	68.2	51	39	32	7	1	31	63	7	0	.206					
2015	Albuquerque	1-3	4.67	21	0	0	0	6	27.0	19	14	14	3	1	12	28	5	0	.196					
	COLORADO	0-1	4.86	36	0	0	0	2	33.1	31	22	18	3	0	28	39	3	0	.250					
2016	Charlotte	1-1	3.00	23	0	0	0	7	27.0	17	9	9	0	1	12	36	2	0	.177					
	CHICAGO-AL	0-1	2.63	39	0	0	0	1	27.1	21	8	8	2	0	20	25	3	0	.212					
2017	CHICAGO-AL	1-3	2.50	37	0	0	0	0	36.0	28	12	10	3	0	7	60	2	0	.214					
	NEW YORK - AL	1-1	2.70	32	0	0	0	0	26.2	25	8	8	1	2	10	36	3	0	.248					
2018	Charleston	0-1	4.50	1	1	0	0	0	2.0	3	1	1	1	0	0	2	0	0	.375					
	Scranton-WB	2-2	4.01	25	0	0	0	1	24.2	23	14	11	2	1	11	37	0	0	.245					
	NEW YORK - AL	2-0	6.56	24	0	0	0	1	23.1	23	22	17	3	0	15	30	2	0	.256					
2019	NEW YORK - AL	3-2	3.67	72	0	0	0	0	61.1	45	27	25	9	2	20	88	8	0	.200					
2020	NEW YORK - AL	0-0	0.00	1	0	0	0	0	1.0	1	0	0	0	0	1	3	0	0	.200					
2021									----- Did Not Play -----															
Major League- 7 years		9-9	3.82	285	0	0	0	4	277.2	225	138	118	28	5	132	344	28	0	.220					
Minor League- 9 years		10-16	3.30	198	1	0	0	40	294.2	204	125	108	14	9	158	388	31	2	.192					

Career Postseason Pitching Record																		
Year	Team	W-L	ERA	G	GS	CG	SHO	SV	IP	H	R	ER	HR	HBP	BB	SO	WP	BK
2017	ALWC: NYY vs. MIN	0-0	0.00	1	0	0	0	0	2.1	0	0	0	0	0	0	1	0	0
	ALDS: NYY vs. CLE	0-0	0.00	2	0	0	0	1	2.2	0	0	0	0	0	0	5	0	0
	ALCS: NYY vs. HOU	0-0	4.26	4	0	0	0	0	6.1	6	3	3	1	0	2	4	0	0
2019	ALDS: NYY vs. MIN	1-0	3.86	3	0	0	0	0	2.1	2	1	1	1	0	1	3	0	0
	ALCS: NYY vs. HOU	0-0	1.59	5	0	0	0	0	5.2	2	1	1	0	0	2	5	0	0
Postseason Totals		1-0	2.33	15	0	0	0	1	19.1	10	5	5	2	0	5	18	0	0
LDS Totals		1-0	1.80	5	0	0	0	1	5.0	2	1	1	1	0	1	8	0	0
LCS Totals		0-0	3.00	9	0	0	0	0	12.0	8	4	4	1	0	4	9	0	0

Career Single-Game Bests			
Low-Hit Complete Game:	---	Most Strikeouts:	5, (2x), last, June 13, 2014 at SF
Most Innings Pitched Starter:	---	Most Walks:	4, August 7, 2016 vs. BAL
Most Innings Pitched Reliever:	3.0, June 13, 2014 at SF	Longest Winning Streak:	5 games, April 3, 2018 - August 3, 2019
Most Earned Runs Allowed:	4, (4x), last, June 9, 2019 at CLE	Longest Losing Streak:	6 games, April 30, 2014 - June 25, 2017

Career Fielding Record						
Position/PCT	G	PO	A	E	TC	DP
Pitcher	.938	285	25	20	3	48

- ### Career Transactions
- June 8, 2010: Drafted by the New York Yankees in the 5th round of the 2010 amateur draft. Player signed August 3, 2010.
 - December 12, 2013: Drafted by the Colorado Rockies from the New York Yankees in the 2013 rule 5 draft.
 - November 24, 2015: Traded by the Colorado Rockies to the Chicago White Sox for Yency Almonte.
 - July 19, 2017: Traded by the Chicago White Sox with Todd Frazier and David Robertson to the New York Yankees for Ian Clarkin (minors), Tito Polo (minors), Blake Rutherford (minors) and Tyler Clippard.
 - December 29, 2020: Signed as a Free Agent with the Los Angeles Dodgers.

- ### Injured List
- August 16- October 1, 2014 (right shoulder inflammation)
 - April 17 - June 4, 2018 (right shoulder tendonitis)
 - July 31 - October 31, 2020 (right elbow surgery)



Clayton KERSHAW

LHP | 22

@ClaytonKershaw

Bats: Left **Throws:** Left

Height: 6-4 **Weight:** 225

Opening Day Age: 334

Born: March 19, 1988 in Dallas, TX

Resides: Dallas, TX

Acquired: Selected in the first round (7th overall) of the 2006 First Year Player Draft from Highland Park HS (TX)

ML Service: 12:105

MLB Debut: May 25, 2008



Career Highlights

- * The 2014 National League Most Valuable Player, three-time Cy Young Award winner (2011, 2013-14) and seven-time All-Star (2011-17) enters his 14th big league season with a 175-76 record and a 2.43 ERA in 357 career games (354 starts)
- * Since the start of the live-ball era in 1920, has the lowest all-time career ERA (2.43) and WHIP (1.00) among starting pitchers with at least 1,500.0 innings pitched...his .208 opponents' average ranks third among pitchers with that qualifier, behind only Nolan Ryan (.204) and Sandy Koufax (.205) and his strikeout-per-nine mark of 9.74 ranks 5th
- * Became the ninth all-time pitcher to win three or more Cy Youngs after the 2014 season since the award was instituted in 1956...became the 14th NL pitcher to win the award via a unanimous vote in 2014...by winning the award in 2013-14, he became the ninth pitcher in either league to win the award in consecutive seasons...finished second in the 2012 and 2017 Cy Young voting, third in 2015 and fifth in 2016
- * Became the all-time leader in postseason strikeouts with 207 after striking out six batters in Game 5 of the 2020 World Series...passed Justin Verlander (205) to earn the distinction
- * In 2014, became the 11th Dodger player to win the MVP award and the 11th pitcher to win both the MVP and Cy Young Award in the same season
- * Won the MLB ERA title in four consecutive seasons from 2011-14, becoming the first-ever pitcher to do so...also led the Majors with a career-high 21 wins in both 2011 and 2014
- * Topped the Majors with 301 strikeouts in 2015 and led the NL in Ks in 2011 and 2013...has collected 200-plus strikeouts in seven of his 11 big league seasons, which is the most in franchise history and the fourth most in National League history
- * Leads the Majors in ERA (2.43), WHIP (1.00), complete games (25) and shutouts (15) since making his debut in 2008, while also ranking among the MLB leaders in strikeouts (2,526, 3rd), wins (175, T-4th), opponents' average (.208), and winning percentage (.697)
- * Passed Dodger-great Don Drysdale on the Dodgers' all-time strikeout list with his 11 strikeouts against Seattle on August 20, moving him into second place behind Don Sutton who leads with 2,696 punchouts...the southpaw's 2,526 career punchouts places him 36th on the all-time strikeouts list (next: Bartolo Colon, 2,535)
- * Obtained his 2,000th career strikeout in the second inning against Milwaukee on June 2, 2017, reaching the milestone in 1,837.2 innings, the fourth fastest all-time behind only Pedro Martinez (1715.1 IP), Randy Johnson (1734.0 IP) and Max Scherzer (1784.0)
- * Ranks among the all-time Los Angeles leaders in strikeouts (2nd), wins (5th), starts (3rd) and ERA (3rd)
- * His 13 career postseason victories are the most by a Dodger pitcher in franchise history and is fifth overall in MLB history...also holds the franchise lead in postseason starts (30), innings pitched (189.0), strikeouts (207), and losses (12)
- * Became the third different Dodger pitcher to win the pitching Triple Crown in 2011 (Dazzy Vance - 1924, Sandy Koufax - 1963, '65, '66), leading the Majors with a 2.28 ERA, tying the NL lead with 21 wins and ranking first in the league with 248 strikeouts
- * Won a Rawlings Gold Glove Award in 2011 and has made just eight errors in his Major League career (.977 fielding percentage)...Leads active players with 62 career pickoffs
- * Strung together 41.0 consecutive scoreless innings from June 13-July 10, 2014 which tied with Luis Tiant (1968) for the sixth longest streak in the expansion era
- * Made his Major League debut on May 25, 2008, allowing just two runs in 6.0 innings against the Cardinals and fanned the first batter he faced (Skip Schumaker)...earned his first big league win on July 27, 2008 vs. Washington, tossing 6.0 scoreless innings in the Dodgers' 2-0 win
- * Honored with Major League Baseball's 2012 Roberto Clemente Award for his charitable endeavors...has been the Dodgers' nominee for the award in 2011, 2012 and 2014
- * Is a two-time recipient of the Dodgers' Roy Campanella Award, doing so in 2013-14
- * Selected by the Dodgers in the first round (seventh overall) in the 2006 First-Year Player Draft

Year-By-Year

2021

* Spent his 14th Major League season in Dodger Blue, posting a 10-8 record across 22 starts with a 3.55 ERA (48 ER/121.2 IP)...struck out 144 batters against just 21 walks

* Limited the opposition to a .224 average and produced a 1.02 WHIP...recorded a 10.65 strikeout-per-nine mark, his highest since the 2017 season

* Notched 11 quality starts, with his longest outing on June 27 against the Chicago Cubs, pitching 8.0 solid innings, giving up just one earned run (homer) on four hits with just one walk and 13 strikeouts

* Struck out six or more batters in 12 of his 20 appearances...also kept opponents to one or fewer runs in ten of his 20 starts

* Registered a perfect 1.000 fielding percentage for the third straight year and sixth of his career, not committing an error over 121.2 innings in 2021

* Tallied eight hits at the plate, going 8-for-36 for a .222 average and three RBI, his highest since the 2018 season...went 2-for-3 in his season opener at Colorado on April 1 and against went 2-for-3 on June 11 against Texas

* Did not pitch from July 4-Sept. 12 while on the Injured List with left forearm inflammation...made one rehab appearance with Triple-A Oklahoma City, tossing 3.0 innings in his start, allowing two earned runs on four hits with three strikeouts

Had his best month in April, going 4-2 with a 2.09 ERA across six starts, keeping hitters to a .210 average...kept left-handed hitters to a .178 average and right-handed hitters to a .242 average...when ahead in the count, the southpaw limited the opposition to a .157 average, which ended in 80 strikeouts...pitched 5.0 innings or more in his 20 starts, with 14 of those 6.0 innings or more...struck out 83 batters during home games and 61 batters while on the road, while striking out 48 batters with zero outs, 45 batters with one out, and 51 batters with two outs...struck out 11 batters on May 14 against Miami, earning the win as he allowed five earned runs to score on six hits across 6.0 innings

2020

* Produced a 6-2 record over 10 starts with a 2.16 ERA (14 ER/58.1 IP), striking out 62 batters and walking just eight as he limited opposing batters to a .194 (41-for-211) average

* Led the Dodgers' pitching staff in wins (six), innings (58.1), quality starts (6) and strikeouts (62)...ranked among the NL leaders (min. 55 IP) in wins (6, T-4th), ERA (2.16, 5th), opponents' batting average (.194, 5th) and WHIP (0.84, 2nd)

* Recorded four straight wins from Aug. 14 to Sept. 3, compiling a 0.69 ERA (2 ER/26.0 IP) with 29 strikeouts...gave up just ten hits and five walks while limiting hitters to a .115/.172/.218 slashline during that span

* With his 11 strikeouts against Seattle on August 20, the southpaw passed Don Drysdale on the Dodgers' all-time strikeout list, moving him into second place behind Don Sutton who leads with 2,696 punchouts...Kershaw's 2,526 career punchouts places him 36th on the all-time strikeouts list (next: Bartolo Colon, 2,535)

* Was stellar in the postseason, compiling a 4-1 record over five games (three quality starts)...garnered a 2.93 ERA (10 ER/30.2 IP) with 37 strikeouts and a .211 opponents' average (23-for-109), leading to a 0.91 WHIP and 10.86 strikeout-per-nine mark...won both of his World Series starts

* Improved his postseason career strikeout mark to 207, passing Justin Verlander (205 Ks), to become the Major League leader in career postseason punchouts

Five of his six wins came away from Dodger Stadium (8/2 at ARI, 8/14 at LAA, 8/20 at SEA, 8/27 at SF, 9/19 at COL)...in those five wins, the lefty limited the opposition to a .163/.189/.275 slashline and struck out 45 of the 159 batters he faced... is one of three Dodgers to record 13+ strikeouts in a playoff game, alongside Sandy Koufax (15, 10/2/1963 vs. NYY) and Carl Erskine (14, 10/2/1953 vs. NYY)...was slated to make his ninth-career Opening Day start, but started the campaign on the Injured List after coming up with a stiff back after working out two days before Opening Day

2019

* In his 12th Major League season, went 16-5 with a 3.03 ERA (60 ER/178.1 IP) and a 1.04 WHIP in 29 games (28 starts)... the Dodgers went 22-7 in his starts...recorded 22 quality starts

* Ranked among NL leaders in ERA (7th), wins (T-3rd), winning percentage (.762, 3rd), quality starts (T-3rd), opponents' batting average (.222, 8th), opponents' OBP (.269, 6th), WHIP (7th), walks per 9.0 innings (2.07, 10th) and strikeout-to-walk ratio (4.61, 8th)

* On Aug. 1, he passed Sandy Koufax with the 2,397th strikeout of his career to become the Dodgers' all-time strikeout leader as a left-handed pitcher. Kershaw finished the season with 2,464 career strikeouts, and sits in third place on the overall franchise list behind Don Sutton (2,696) and Don Drysdale (2,486)

* On August 14, he tossed 7.0 scoreless innings with 10 strikeouts and no walks against the Marlins, recording his 8th career start with 10+ strikeouts and zero walks or runs allowed...tied Pedro Martinez and Chris Sale for second most in the live-ball era, training only Randy Johnson (11) (source: STATS)

Posted a 10-2 record and a 2.89 ERA (33 ER/102.2 IP) in 16 starts at Dodger Stadium and a 6-3 record with a 3.21 ERA (27 ER/75.2 IP) in 13 road games (12 starts)...recorded 6.0 IP or more in 26 of his 28 starts, including his first 23 starts of the year which matched the longest run of his career in 2015... finished the season tied for most starts of at least 6.0 innings among National League hurlers (also Stephen Strasburg)...the Dodgers were

victorious in each of Clayton Kershaw's first nine starts of the season, extending the win streak to 17 overall dating back to August 19, 2018... became the only pitcher since 1920 with three separate streaks of 13+ in his career, also reaching the feat in 2014 (13) and 2017 (16) (source: STATS)...held the opposition to a .222 batting average, limiting lefties to a .208 average and right handers to a .225 mark...had success at the plate, leading the Major Leagues with 15 sacrifice hits while also recording five hits including a double and an RBI...took the loss in Game 2 of the NLDS against Washington, allowing three earned runs on six hits in 6.0 innings of work... made a relief appearance in Game 5 of the NLDS, allowing two earned runs on two solo home runs while striking out a batter...started the season on the 10-Day IL with left shoulder inflammation and was activated on April 15, prior to his start against Cincinnati

2018

* Finished the regular season ranking among NL pitchers (min. 25 starts) in ERA (2.73, 4th), strikeout-to-walk ratio (5.34, 3rd), WHIP (1.04, 4th), opponents' on-base percentage (.264, 4th), opponents' OPS (.630, 8th) and opponents' batting average (.227, 11th)

* Was the Dodgers' Opening Day starter for the eighth consecutive year, tied with Don Drysdale for the most in franchise history, but took the loss after allowing one run in 6.0 innings on March 29 vs. SF

In 13 second half starts, he went 6-1 with a 2.73 ERA (26 ER/85.2 IP), striking out 77 batters against 12 walks, while posting a 1.00 WHIP and holding batters to a .227/.255/.365 slash line...since the All-Star break he ranked among NL pitchers (min. 75.0 IP) in fewest walks per nine innings (1.26, 2nd), strikeout to walk ratio (6.42, 5th), opponents' OBP (.255, 6th), innings pitched (85.2, 7th), WHIP (1.00, 8th), opponents' OPS (.620, 9th) and ERA (2.73, 10th)...held hitters to a .227 average, including a .223 mark against right-handed hitters... limited hitters to a .220 average with runners in scoring position...reached 2,000 career innings against the San Diego Padres on July 9, becoming just the 13th Dodger in franchise history to reach that mark and the 11th active pitcher in the league to toss 2000.0 or more innings...went 2-3 with a 4.20 ERA (14 ER/30.0 IP) in six postseason games for the Dodgers, while holding batters to a .229/.280/.367 slash line and posting a 1.07 WHIP...earned the win against the Brewers in Game 5 of the NLCS reaching nine career postseason wins, the most in Dodger history...had two DL stints: May 6-31 (left biceps tendinitis) and June 1-23 (low back strain)

2017

* Despite being limited to just 27 starts, he finished the season leading the National League in wins (18, T-1st ML), ERA (2.31, 2nd ML), strikeout-to-walk ratio (6.73, 3rd ML) and opponents' OBP (.246, 2nd ML)...also ranked among the best in the senior circuit in winning percentage (.818, 2nd), WHIP (0.95, 2nd), opponents' OPS (.604, 3rd), opponents' SLG (.357, 5th), strikeouts per nine innings (10.39, 5th) and strikeouts (202, 8th)...finished second in the National League Cy Young voting

* Held the opposition to a .212 average, which ranked fourth in the NL, including a .203 mark against right-handed hitters (5th, NL)...limited hitters to a .167 average with runners in scoring position, which ranked second best in the big leagues (min. 100 BFP), trailing just Chicago's Kyle Hendricks (.154)

* Selected to his seventh consecutive All-Star team (2011-17), making him the first Dodger to be named to seven straight All-Star Games since Steve Garvey who made eight consecutive appearances in the Midsummer Classic...did not participate in the All-Star game

Recorded a 12-game winning streak from May 6-Sept. 1, which was the longest winning streak in the big leagues...during that span he posted a 1.70 ERA (20 ER/106.0 IP) and limited batters to a .185 average, while punching out 131 batters against just 21 walks...won eight consecutive games from June 7-July 18 during that stretch, which matched his career-high (also: June 2-July 10, 2014)...according to Stats LLC, became just the fourth Dodger pitcher since 1913 to win at least 16 of his first 18 decisions in one season (16-2, 1.95 ERA), joining Freddie Fitzsimmons (16-2, 1940), Preacher Roe (16-2, 1951), and Don Newcombe (17-1, 1955)...obtained his 2,000th career strikeout in the second inning against Milwaukee on June 2, reaching the milestone in 1,837.2 innings, the fourth fastest all-time behind only Pedro Martinez (1715.1 IP), Randy Johnson (1734.0 IP) and Max Scherzer (1784.0)...was placed on the DL from July 24-Sept. 1 with a lower back strain...prior to his stint on the DL, he went 15-2 with a 2.04 ERA in 21 starts and led the big leagues in wins, ERA and innings pitched (141.1 IP, T-1st)...returned from the DL on Sept. 1 and went 3-2 with a 3.48 ERA (13 ER/33.2 IP) in six starts...was named National League Pitcher of the Week ending in July 9...appeared in six games (five starts) in the postseason, going 3-0 with a 3.82 ERA (14 ER/33.0 IP) and held hitters to a .179 average...collected his seventh career postseason victory in Game 1 of the World Series against the Astros, collecting the most all-time postseason wins in Dodger history

2016

* Among pitchers with 140.0 or more innings, he led the Majors with a 1.69 ERA, a .184 opponents' batting average, a 0.72 WHIP and a 15.64 strikeout-to-walk ratio with 172 strikeouts against just 11 walks in 149.0 innings

* His 15.64 strikeout-to-walk ratio was the highest mark ever for any MLB pitcher with 125.0 or more innings pitched in a single season...made six consecutive starts with 10 or more strikeouts and one walk or less (April 21-May 17), a modern MLB record

Limited by a mid-season back injury to just 21 starts, but earned his sixth consecutive All-Star selection, going 12-4 with a 1.69 ERA...was placed on the DL from June 27-Sept. 9 with a mild herniated disc in his lower back...went 11-2 with a 1.79 ERA (24 ER/121.0 IP) in 16 starts prior to the injury, which caused him to miss the All-Star Game...after returning from the disabled list on Sept. 9, he went 1-2 with a 1.29 ERA (4 ER/28.0 IP) in five starts...was named the NL's May Pitcher of the Month...appeared in five games (four starts) in the postseason, going 2-1 with a 4.44 ERA (12 ER/24.1 IP) and picking up the save in the Dodgers' NLDS Game 5 win at Washington

2015

* Went 16-7 with a 2.13 ERA in a career high-tying 33 starts in his fifth consecutive All-Star season

* His 301 strikeouts ranking as the fourth highest single-season total in franchise history behind Sandy Koufax's 1965 (382 SO), 1966 (317 SO) and 1963 (306 SO) seasons...marked his first time leading the Majors in Ks...tied his single-game career high with 15 strikeouts in a complete-game victory over the Giants on Sept. 2

* Also ranked among the big league leaders in wins (16, 11th), ERA (2.13, 3rd), innings pitched (232.2, 1st), opponents' batting average (.194, 3rd), WHIP (0.88, 3rd), complete games (4, T-1st), pickoffs (10, 1st) and shutouts (3, T-1st)

* Strung together 37.0 consecutive scoreless innings from July 3-Aug. 1

* Selected as the National League's July Pitcher of the Month

* Made his fifth consecutive Opening Day start on April 6 vs. San Diego, allowing three runs in 6.0 innings in a no-decision

Tossed 8.0 innings of one-run ball on Sept. 24, 2014 at San Francisco in the Dodgers' division-clinching win...according to Elias, Kershaw became the second pitcher in MLB history to throw a shutout with one hit or less in a division clincher (other: Mike Scott, Sept. 25, 1986 no-hitter, HOU vs. SF)...went 1-1 with a 2.63 ERA (4 ER/13.2 IP) in the NLDS vs. the Mets, losing Game 1 and picking up the win in Game 4

2014

* Topped the Majors with 21 wins (21-3) and a 1.77 ERA in 27 starts, as he became the first-ever pitcher to win four consecutive MLB ERA titles, en route to being named National League Most Valuable Player and unanimously winning his second consecutive and third career Cy Young Award

* Also honored with the Players Choice Awards for Marvin Miller Man of the Year, MLB Player of the Year and Outstanding National League Pitcher, a selection as both Sporting News' and Baseball America's MLB Player of the Year and the Warren Spahn Award as the game's top left-hander

* Earned 18 of 30 first-place MVP votes to become the 11th pitcher in the Cy Young Era (since 1956) to win the award

* Received all 30 first-place Cy Young votes, making him the 14th pitcher to win by a unanimous vote in the NL

* Led the Majors with an .875 winning percentage (21-3), the second-highest mark ever by a Dodger (min. 20 starts), behind only Preacher Roe's .880 winning percentage (22-3) in 1951...also topped the Majors with a 0.86 WHIP and six complete games, while ranking among the NL leaders in strikeouts (239, 3rd), opponents' batting average (.196, 2nd), shutouts (2, T-3rd) and strikeout-to-walk ratio (7.71, 1st)

* Was selected to his fourth consecutive All-Star Game

Posted a career-best 11-game winning streak from June 2-Aug. 10...selected as the National League's Pitcher of the Month in June (6-0, 0.82 ERA) and July (4-0, 1.07)...strung together 41.0 consecutive scoreless innings from June 13-July 10, the longest run of his career and tied for the fifth-longest streak in the Expansion Era...took a perfect game bid into the seventh inning, retiring the game's first 18 hitters before Corey Dickerson reached on a Hanley Ramirez throwing error, and struck out a career-high 15 batters on 107 pitches in the Dodgers' 8-0 win in his first-career no-hitter on June 18 vs. Colorado...picked up NL Player of the Week honors twice, the week of his no-hitter, June 16-22, and Sept. 8-14...made his fourth consecutive Opening Day start and picked up the win in the Dodgers' 3-1 victory over the D-backs on March 22 at the Sydney Cricket Ground...missed 32 games on the disabled list from March 23-May 5 with a Teres Major strain...took the loss in NLDS Games 1 and 4 against St. Louis

2013

* Won his second-career Cy Young Award and his third consecutive MLB ERA title (1.83), going 16-9 in 33 starts and earning an All-Star selection

* Also led the Majors with a 0.92 WHIP, while ranking among the NL leaders in strikeouts (232, 1st), innings pitched (career-high 236.0, 2nd), wins (16, T-3rd), opponents' batting average (.195, 2nd), complete games (3, T-3rd), shutouts (2, T-1st) and pickoffs (7, 2nd)

Selected as the NL's July Pitcher of the Month and earned NL Player of the Week honors April 1-7...made his third consecutive Opening Day start with a shutout and a tie-breaking, eighth-inning home run against the Giants on April 1...went 1-2 with a 3.13 ERA (8 ER/23.0 IP) in four postseason starts...picked up the first postseason win of his career on Oct. 3 at Atlanta in Game 1 of the NLDS...tossed 17.0 consecutive scoreless innings without allowing an earned run (three unearned runs)

2012

* Led the Majors in ERA (2.53) for a second consecutive season and ranked second in the NL Cy Young voting, going 14-9 with a 2.53 ERA in 33 starts

* Ranked among the NL leaders in wins (14, T-16th), strikeouts (229, 2nd), opponents' batting average (.210, 2nd), innings pitched (227.2, 2nd), WHIP (1.02, 1st), pickoffs (11, 1st), quality starts (25, T-2nd) and home runs allowed per 9.0 innings (0.63, 6th)

* Finished second in the National League Cy Young voting

* Won 12 straight home decisions from May 2, 2011-April 27, 2012, tying Ed Roebuck (6/4/60-8/29/62) and Orel Hershiser (9/20/84-10/2/85) for the longest home winning streak in L.A. Dodger history

Named National League Player of the Week for the period of May 14-20...selected to his second consecutive All-Star Game via a selection by Manager Tony La Russa

2011

* Had a breakout season, taking home the National League Cy Young Award, winning the league's pitching Triple Crown, playing in his first All-Star Game (selected via player ballot) and earning a Gold Glove Award

* Also picked up the Players' Choice Award for Outstanding NL Pitcher, selected as a Sporting News NL All-Star, won the Warren Spahn Award as the Majors' top left-hander and honored by the Negro Leagues Baseball Museum as the NL Pitcher of the Year with the Bullet Rogan Award

* In Cy Young voting, earned 207 overall points and 27 first-place votes (out of 32)...was the second-youngest Dodger to be honored with the award behind Fernando Valenzuela (20, 1981)

* Was the third different Dodger pitcher to win the Triple Crown, joining Dazzy Vance (1924) and Sandy Koufax (1963, 1965 and 1966), and led the Majors with a 2.28 ERA, tied with Ian Kennedy for the NL lead with 21 wins and ranked first in the league with

248 strikeouts

Ranked among the NL leaders in opponents' batting average (.207, 1st), winning percentage (.808, 21-5, 2nd), innings pitched (233.1, 3rd), complete games (5, 3rd), shutouts (2, T-2nd) and WHIP (0.98, 1st)...made his first Opening Day start, becoming the fifth-youngest Opening Day starter in L.A. history at 23 years, 12 days...won the NL Pitcher of the Month in July and earned the league's Player of the Week, June 20-26

2010

- * Went 13-10 with a 2.91 ERA and led the team in wins, strikeouts (212), innings (204.1) and starts (32)...ranked fifth in the NL in strikeouts and his ERA ranked ninth among qualifying NL starters
- * Ranked fifth in the Majors with a .214 opponents' batting average
- * Tossed his first career complete game and shutout on Sept. 14 at San Francisco, allowing just four hits to beat the Giants 1-0... had started the most contests in franchise history (80) without a complete game
- * Allowed an average of just 0.57 home runs per 9.0 innings, the seventh-lowest mark in the NL...opposing hitters had just a .320 slugging percentage against him, which was the second-lowest mark on the Senior Circuit

2009

- * Went 8-8 with a 2.79 ERA (5th NL), while striking out 185 batters (11th NL) in his first full MLB season
- * Led all Major League pitchers by limiting hitters to a .200 average and a .282 slugging percentage
- * Fanned a then career-high 13 batters in his second start of the season on April 15 vs. San Francisco...became the youngest pitcher in Los Angeles Dodger history to strike out 13 or more batters in a game

On Sept. 6, separated his non-throwing shoulder while shagging flies in the outfield during batting practice...missed nearly three weeks of action, before returning to the mound on Sept. 22 at Washington...tapped as the Game 2 starter in the 2009 Division Series against the Cardinals and allowed just two runs in 6.2 innings...also started Game 1 of the 2009 LCS against Philadelphia

2008

- * The Majors' youngest player went 5-5 with a 4.26 ERA in 22 games (21 starts) over two stints in his first MLB action
 - * Burst onto the scene as a 19-year-old in Spring Training (turned 20 on March 19), joining big league camp the first week in March, but began the year at Double-A Jacksonville
 - * Made his MLB debut on May 25 vs. St. Louis, firing 6.0 innings of two-run ball in a no-decision (4-3 LA win in 10 innings)...at the time was the fourth-youngest starting pitcher in Los Angeles Dodger history at 20 years, 65 days
- Earned his first big league win on July 27 vs. Washington, tossing 6.0 scoreless innings in the 2-0 Dodger win...with Jacksonville, went 2-3 with a 1.91 ERA in 13 games (11 starts)...was on the Dodgers' NLDS roster against the Cubs, but did not appear in a game...made two appearances in the NLCS against Philadelphia, allowing a run in 2.0 innings of work

2007

- * Went 8-7 with a 2.95 ERA in a combined 25 starts with Single-A Great Lakes and Double-A Jacksonville as the Dodgers' top rated prospect...limited opponents to a .201 average, the fifth-lowest average in all of minor league baseball
- Was a Midseason Midwest League All-Star and participated in the XM Radio All-Star Futures game

2006

- * In his first pro season, went 2-0 with a 1.95 ERA in 10 games (eight starts) with the Gulf Coast League Dodgers
- * Was selected as the 2006 Topps Minor League Player of the Year for the Gulf Coast League



Community Spotlight

Kershaw was honored with the 2012 Roberto Clemente Award, which recognizes a MLB player who best represents the game of baseball through positive contributions on and off the field, including sportsmanship and community involvement, and with the MLB Players Association's 2014 Marvin Miller Man of the Year Award, given to the player whose excellence on and off the field most inspire others to higher levels of achievement. Along with his wife, Ellen, founded their non-profit, Kershaw's Challenge, in 2011, which works to transform at-risk communities and the lives of children by partnering with organizations both locally and abroad to renew hope, one life at a time. The foundation supports local charities in Los Angeles, partnering with The Dream Center, as well as charities in his hometown of Dallas (Mercy Street), Zambia, Africa (Arise Africa) and the Dominican Republic (Cure International). In addition to financial support, Kershaw has made numerous visits to each organization, where he's assisted with community outreach programs, run baseball clinics/camps and donated/distributed essential daily supplies like food and clothing. The Kershaws have hosted an annual charity fundraising event in Los Angeles for the past five years, with Clayton's Texas BBQ & Hoedown in 2012 and Ping Pong 4 Purpose in 2013-19, with proceeds benefitting Kershaw's Challenge and also hosted a charity event in Dallas the past five years, Kershaw's Challenge Live benefit concert. Kershaw has served as a charter member of the Taylor Hooton Foundation's "Advisory Board" of major-league players (since 2014). As an "Advisory Board" member, he has served as a role model for ou

Personal

Clayton Edward Kershaw...resides in Dallas with his wife, Ellen, and their daughter, Cali, and sons, Charley and Cooper...selected in the first round (7th overall) in the 2006 First-Year Player Draft and signed by Dodger scout Calvin Jones...graduated from Highland Park (TX) High School in 2006...is the school's all-time leader with 38 career wins...as a senior, went 12-0 with a 0.77 ERA, and struck out 139 batters in 64.0 innings...was selected by USA Today as the High School Baseball Player of the Year...also was named the Gatorade National Player of the Year for baseball...entering the 2006 draft, was ranked by Baseball America as the No. 6 overall prospect – and the No. 1 high school pitching prospect – among draft-eligible players...was a high school football teammate of Los Angeles Rams quarterback Matthew Stafford.



Career Pitching Record

Year	Team	W-L	ERA	G	GS	CG	SHO	SV	IP	H	R	ER	HR	HB	BB	SO	WP	BK	AVG
2008	Danville	1-2	0.47	12	0	0	0	6	19.0	5	4	1	0	3	10	27	4	0	.076
	Rome	2-0	0.71	10	0	0	0	4	12.2	6	1	1	0	0	4	26	0	0	.140
	Myrtle Beach	0-0	0.00	2	0	0	0	0	3.2	5	0	0	0	0	1	3	0	0	.385
2009	Rome	0-0	0.90	16	0	0	0	10	20.0	9	2	2	0	1	6	38	0	0	.132
	Myrtle Beach	0-2	5.47	19	0	0	0	2	26.1	18	19	16	2	1	28	45	8	1	2.00
2010	Gwinnett	0-0	0.00	2	0	0	0	0	2.0	0	0	0	0	0	4	3	1	0	.000
	ATLANTA	3-2	1.62	48	0	0	0	23	55.2	28	13	10	3	4	35	83	8	1	1.48
2011	ATLANTA	4-0	0.44	21	0	0	0	1	20.2	9	2	1	0	0	16	40	4	0	.125
	ATLANTA	4-3	2.10	79	0	0	0	46	77.0	48	19	18	3	1	32	127	4	0	1.78
2012	ATLANTA	3-1	1.01	63	0	0	0	42	62.2	27	7	7	3	2	14	116	5	0	1.26
2013	ATLANTA	4-3	1.21	68	0	0	0	50	67.0	39	10	9	4	3	20	98	3	0	1.66
2014	ATLANTA	0-3	1.61	63	0	0	0	47	61.2	30	13	11	2	2	26	95	6	0	1.42
2015	SAN DIEGO	4-2	2.58	61	0	0	0	39	59.1	40	19	17	6	1	22	87	4	0	1.85
2016	Pawtucket	0-0	0.00	1	1	0	0	0	0.1	1	0	0	0	1	0	0	0	0	5.00
	BOSTON	2-6	3.40	57	0	0	0	31	53.0	28	22	20	4	4	30	83	6	0	1.52
2017	BOSTON	5-0	1.43	67	0	0	0	35	69.0	33	11	11	6	4	14	126	5	0	1.40
2018	BOSTON	5-1	2.74	63	0	0	0	42	62.1	31	19	19	7	2	31	96	7	0	1.46
2019	Iowa	0-0	2.45	4	1	0	0	0	3.2	2	1	1	1	0	1	4	0	0	1.54
	CHICAGO-NL	0-4	6.53	23	0	0	0	13	20.2	21	15	15	9	2	12	30	0	0	2.59
2020	CHICAGO-NL	0-1	5.28	18	0	0	0	2	15.1	10	9	9	2	2	12	28	4	0	1.82
2021	CHICAGO_AL	2-2	5.09	24	0	0	0	1	23.0	18	13	13	5	3	10	36	5	0	2.17
	CHICAGO-NL	2-3	0.49	39	0	0	0	23	59.2	31	19	15	6	3	23	100	8	1	1.50
Major League- 12 years		35-29	2.18	646	0	0	0	372	628.1	347	165	152	52	26	252	1026	56	1	1.58
Minor League- 5 years		8-7	1.86	126	2	0	0	51	155.0	77	41	32	6	11	96	246	22	2	1.46

Career Postseason Pitching Record

Year	Team	W-L	ERA	G	GS	CG	SHO	SV	IP	H	R	ER	HR	HBP	BB	SO	WP	BK	
2010	NLDS: ATL vs. LAD	0-1	2.08	4	0	0	0	0	4.1	1	2	1	0	0	1	7	0	0	
2012	NLWC: ATL vs. STL	0-0	0.00	1	0	0	0	0	1.0	0	0	0	0	0	0	1	0	0	
2013	NLDS: ATL vs. LAD	0-0	0.00	1	0	0	0	1	1.1	0	0	0	0	0	0	2	0	0	
2016	ALDS: BOS vs. CLE	0-0	0.00	2	0	0	0	0	1.1	0	0	0	0	0	0	3	0	0	
2018	ALDS: BOS vs. NYY	0-0	11.57	2	0	0	0	0	2.1	2	3	3	1	1	2	4	1	0	
	ALCS: BOS vs. HOU	0-0	4.50	3	0	0	0	3	4.0	4	2	2	0	1	4	4	1	0	
	WS: BOS vs. LAD	0-0	4.15	0	0	0	0	1	4.1	3	2	2	1	0	2	2	0	0	
2020	NLWC: CHC vs. MIA	0-0	0.00	1	0	0	0	0	1.1	0	0	0	0	0	0	2	2	0	
2021	ALDS: CWS vs. HOU	0-0	9.00	3	0	0	0	0	2.0	3	3	2	1	0	1	0	1	0	
Postseason Totals		0-1	4.13	23	0	0	0	7	24.0	17	13	11	3	3	15	27	3	0	
WC Totals		0-0	0.00	2	0	0	0	0	2.1	0	0	0	0	0	0	2	3	0	0
LDS Totals		0-1	4.73	14	0	0	0	3	13.1	10	9	7	2	2	7	18	2	0	
LCS Totals		0-0	4.50	3	0	0	0	3	4.0	4	2	2	2	0	1	4	4	1	0
WS Totals		0-0	4.15	0	0	0	0	1	4.1	3	2	2	1	0	2	2	0	0	

Career Single-Game Bests

Low-Hit Complete Game:	---	Most Strikeouts:	5, (3x), last June 6, 2017 at NYY
Most Innings Pitched Starter:	---	Most Walks:	4, August 9, 2016 vs. NYY
Most Innings Pitched Reliever:	2.0 (3x), last, April 20, 2017 at TOR	Longest Winning Streak:	5 games, (2x), last, July 14-Sept 9, 2018
Most Earned Runs Allowed:	4, (3x), last, Sept. 26, 2018 vs. BAL	Longest Losing Streak:	7 games, July 3, 2019-May 15, 2021

Career Fielding Record

Position	PCT	G	PO	A	E	TC	DP
Pitcher	.970	646	25	40	2	67	2

Career Transactions

- June 7, 2007: Drafted by the Atlanta Braves in the 33rd round of the 2007 amateur draft, but did not sign.
- June 5, 2008: Drafted by the Atlanta Braves in the 3rd round of the 2008 amateur draft. Player signed June 6, 2008.
- April 5, 2015: Traded by the Atlanta Braves with B.J. Upton to the San Diego Padres for Jordan Paroubeck (minors), Cameron Maybin, Carlos Quentin, Matt Wisler and 2015 competitive balance round A pick.
- November 13, 2015: Traded by the San Diego Padres to the Boston Red Sox for Logan Allen, Carlos Asuaje, Javy Guerra and Manuel Margot.
- June 7, 2019: Signed as a Free Agent with the Chicago Cubs.
- July 30, 2021: Traded by the Chicago Cubs to the Chicago White Sox for Codi Heuer and Nick Madrigal.
- April 1, 2022: Traded by Chicago White Sox to the Los Angeles Dodgers for AJ Pollock

Injured List

- July 9-August 1, 2016 (left knee medial meniscus)
- August 5-18, 2019 (right knee inflammation)
- September 5-19, 2019 (right elbow inflammation)



Craig
KIMBREL

RHP | 46

@Kimbrel46

Bats: Right **Throws:** Right

Height: 6-0 **Weight:** 215

Opening Day Age: 33

Born: May 28, 1988 in Huntsville, AL

Resides: Huntsville, AL

Acquired: Traded on April 1, 2022 from Chicago in exchange for AJ Pollock

ML Service: 10.161

MLB Debut: May 7, 2010



Career Highlights

- * His 372 saves are the most among active relievers and ninth most all-time...his 41.3 percent strikeout rate is the highest in major league history (minimum 2,000 batters faced)
- * Only pitcher to win both the Mariano Rivera AL Reliever of the Year Award (2017) and the Trevor Hoffman NL Reliever of the Year Award (2014) ... both awards started in 2014
- * Led the NL in saves from 2011-14, a run highlighted by being named Rookie of the Year in 2011, a career-high 50 saves in 2013 and four-straight NL All-Star seasons...earned unanimous N.L. Rookie of the Year honors in 2011 with Atlanta
- * Made the A.L. All-Star team in each of his three years with the Red Sox (2016-18)...youngest pitcher to reach 300 career saves and the only pitcher in history with more saves (372) than hits allowed (347)
- * Recorded five 40-plus save seasons, and reached 30-plus saves in eight consecutive years from 2011-18
- * Is 0-1 with a 4.13 ERA (11 ER/24.0 IP), seven saves (seven chances), 27 strikeouts, a 1.33 WHIP and .202 opponents average in 23 career playoff appearances...won a World Series championship with the 2018 Red Sox...has pitched in five of the last six postseasons (2016-18, '20-'21)
- * Recorded an immaculate inning (3 SO in 1.0 IP on 9 pitches) on May 11, 2017 at Milwaukee
- * Broke the Braves franchise record with his 155th career rescue on June 6, 2014 at ARI in his 16th save of the season, passing Hall of Famer John Smoltz's previous record of 154
- * In 2013, became the second-youngest pitcher in ML history to record 100 career saves (#100, May 9 at SF)...became the second player in Braves history to record at least 50 saves in a season...John Smoltz established the record with 55 in 2002
- * His 17th save, recorded June 3, 2011 at NYM, set the NL rookie record for most saves prior to the All-Star break
- * Made his ML debut on May 7, 2010 at PHI and allowed a 2B to the first batter he faced (1.0 IP, 1H, 2 K, 19 pitches)...struck out the side in Sept. 19 at NYM for his first career ML save
- * Posted a 16.1 scoreless inning streak from June 7-Oct. 2, 2010...garnered his first career ML victory May 20 vs. Cincinnati after tossing a scoreless ninth inning
- * Notched his first professional strike out and save on June 18, 2008 against Burlington
- * Selected by the Atlanta Braves in the third round of the 2008 Draft out of Wallace State Community College in Hanceville, Ala.

Year-By-Year

2021

* Combined to go 4-5 with a 2.26 ERA (15 ER/59.2 IP), 24 saves, seven holds, 100 strikeouts, a .150 opponent's average and 0.91 WHIP in 63 relief appearances between the Cubs and White Sox...acquired by the Sox on July 30 just prior to the trade deadline

* MLB Relief leader in the following categories: Opp. Average (3rd, .150); SO/9.0 IP (3rd, 15.08); Strikeouts (5th, 100); WHIP (T7th, 0.91); Opp. OBP (T8th, .243); Opp. OPS (T7th, .514)

* Limited left-handers to a .143/.220/.286 (14-98) slash line...opponents overall went 8-48 (.167) with RISP and 13-86 (.151) with runners on base

* With the Cubs, he threw a scoreless ninth on June 24 against the Dodgers to secure the first combined no-hitter in Cubs history

* Traded by the Cubs to the White Sox in exchange for RHP Codi Heuer and INF Nick Madrigal on July 30...made his Sox debut on July 31 against Cleveland, striking out one in a perfect inning

His 24 saves were his most since 42 with Boston in 2018...his 100 strikeouts were his most 2017 with the Red Sox (126)...struck out 13.0-plus batters per 9.0 IP for the 14th straight season...reached triple digits in strikeouts for the fourth time...allowed just 6.7 percent of inherited runners to score...first batters faced went just 9-55 (.164)...passed the following pitchers on the all-time saves list during the season: Troy Percival (358), Jeff Reardon (367) and Jonathan Papelbon (368)...allowed an unearned run on May 2 at Cincinnati and an earned run on May 4 vs. Dodgers to snap his scoreless and zero-earned runs streaks...his May 4 game also resulted in his first blown save...Earned his first win of the season on May 23 vs. the Cardinals

2020

* Garnered a 0-1 overall record across 18 games with a 5.28 ERA (9 ER/15.1 IP) and a 1.43 WHIP...struck out 28 batters against just 12 walks

* He ended the season with a 1.42 ERA (2 ER/12.2 IP) in his final 14 games starting Aug. 14...held opponents to a .098 average (4-for-41), a .245 OBP, a .098 slugging mark and a .342 OPS in that stretch, walking seven and striking out 26

* Held right-handed batters to a .154 average (4-for-26) with a .487 OPS...left-handed hitters batted .207 (6-for-29) with an .878 OPS

* Ended the season with eight scoreless outings starting Sept. 3 (7.1 IP)...walked none, struck out 13 and allowed just three hits in 24 batters faced

Prior to Aug. 14, posted a 23.63 ERA (7 ER/2.2 IP) in four outings, walking five and striking out two...notched two or more strikeouts in 10-straight appearances from Aug. 14-Sept. 11...marked the longest single-season streak by a Cubs reliever since at least 1901, surpassing Lee Smith who struck out two or more in eight-straight outings from August 20-September 10, 1983...all told, was 0-1 with two saves, three holds and a 5.28 ERA (9 ER/15.1 IP) in 18 outings...walked 12 and struck out 28...when reaching two strikes in a count, opponents were 2-for-38 (.053)...in 10 games on two or fewer days rest, had a 2.79 ERA (3 ER/9.2 IP) with five walks and 18 strikeouts

2019

* Touted a 0-4 overall record in 23 games with a 6.53 ERA (15 ER/20.2 IP) and a 1.60 WHIP...struck out 30 batters against just 12 walks

* Made season debut in late June after signing a three-year contract with Chicago, June 7...allowed a career-high nine homers in just 20.2 innings, including three outings with two homers allowed

* Made four relief appearances with Triple-A Iowa before making his Cubs season debut...posted a 2.45 ERA (1 ER/3.2 IP) with four strikeouts

* Posted 13 saves in just 23 appearances, while missing time due to two injured list stints

* Converted 13 of 16 saves with Chicago...held the opponent scoreless in 16 of 23 games

* Made his Cubs debut, June 27 against Atlanta...earned the save in the 9-7 victory (1.0 IP, H, BB, SO)...recorded six saves and did not allow any runs in an eight-outing stretch, July 6-24

* Placed on the injured list, August 4-18, with right knee inflammation...placed on the injured list again from September 2-19 with right elbow inflammation...did not require any injury rehab assignments.

2018

* Named to his third-straight A.L. All-Star team, posting a 5-1 record and a 2.74 ERA (19 ER/62.1 IP) along with a 0.99 WHIP...among A.L. relievers, he ranked second in saves (42), third in opponent average (.146), fifth in strikeouts/9.0 IP (13.86) and eighth in WHIP (0.99)

* Recorded 42 saves, his most in his three seasons as a Red Sox and his most since 2014 when he had 47 with Atlanta...his 42 saves were tied for the second-most for a single season in Red Sox history with Derek Lowe (2000)

* Converted three saves of more than 1.0 IP (June 27 vs. Angels, July 2 at Nationals, July 11 vs. Rangers)...recorded his 300th-career save, May 5 at Texas, becoming the fastest in MLB history to reach 300 saves by appearances (494) and opportunities (330)

* Notched 30 saves by the All-Star Break, the most in Red Sox franchise history...converted a season-best 23 straight saves from May 10-July 23, tied for the fourth-longest save streak in MLB in 2018

2017

* Posted a 5-0 record and a 1.43 ERA (11 ER/69.0 IP) and a 0.99 WHIP to go along with 35 saves (39 SVO)

* Earned the 2017 Mariano Rivera AL Reliever of the Year Award...named to his sixth All-Star Game...finished sixth in AL Cy Young Award voting with 27 points, earning six third-place votes, two fourth-place votes, and five fifth-place votes

* The Red Sox were 60-7 (.896) in games in which he pitched, including 29-2 (.935) on the road. Led ML relievers in WHIP (0.68) and SO/9.0 IP (16.43) and finished tied with MIL's Corey Knebel in SO (126)...led AL relievers in ERA (1.43) and was 2nd in both SO/BB ratio (9.00) and opponent AVG (.140)

* Struck out 126 of 254 batters faced (49.6%), the highest single-season rate ever for a Red Sox pitcher

* Posted a career-best 9.00 SO/BB ratio (126 SO/14 BB) and a career-low 1.83 BB/9.0 IP rate (69.0 IP). Struck out all 3 batters faced in a perfect inning 10 times, the 2nd-most such innings in the majors behind CLE's Corey Kluber (11 times in 203.2 IP)...does not include a 4-SO inning on May 25 vs. TEX

* Did not allow a base runner in 33 of his 67 outings...held righties hitless in their first 47 AB of the season against him before BAL's Mark Trumbo singled on June 3 at BAL, Kimbrel's 23rd appearance of the year

* Named to the AL All-Star team via the player ballot...earned the win for the AL after throwing a scoreless ninth inning with two walks and two strikeouts on July 11 at MIA

* Became the fifth Red Sox pitcher ever to earn the win in an All-Star Game

* POSTSEASON: Made two appearances for the Red Sox in the ALDS vs. HOU...threw a scoreless eighth inning in Game 2 at HOU...in Game 4 at Fenway, allowed one earned run on three hits and one walk

In 29 appearances vs. the AL East, posted a 1.47 ERA (5 ER/30.2 IP)...includes 9.0 near-perfect IP vs. TB (28 batters faced, 0 hits, 1 BB, 23 SO, 0.11 WHIP)...posted a season-best 16.1-inning scoreless streak that began in his second inning of work on April 20 at TOR and lasted through his appearance on May 31 at CWS...streak of 25 consecutive saves converted snapped when he blew a save-but earned the win-on April 20 at TOR (streak began May 28, 2016)...converted 17 consecutive save chances from April 23-June 30, the second-longest streak among AL relievers in 2017 behind TOR's Roberto Osuna (22)...recorded an immaculate inning (3 SO in 1.0 IP on 9 pitches) on May 11 at MIL...earned his second career four strikeout inning on May 25 against TEX (also Sept. 26, 2021 vs. MIA) and became the second Red Sox pitcher to do so along with Tim Wakefield (August 10, 1999 at KC)...those four strikeouts on May 25 were the final four of a 20 strikeout performance by the Red Sox that day, tying a single-game ML record for a nine inning game...established a record for consecutive saves converted at Fenway Park with his 30th on June 26 vs. MIN...streak included his first career save with ATL in 2012...the save on June 26 was also the first of his career against the Twins, giving him at least one for his career against all 30 teams in MLB

2016

* Posted a 1.09 ERA (4 ER/33.0 IP) with a .109 opponent average (12-for-110) in 33 save chances...had a 7.20 ERA (16 ER/20.0 IP) with a .216 opponent AVG (16-for-74) in 24 non-save chances

* Made his fifth All-Star Game in his first season with the Red Sox...Led AL relievers with a .152 opponent avg (28-for-184)...only LAD's Kenley Jansen had a lower mark (.150) in the Majors

* Named Red Sox Fireman of the Year by the Boston chapter of the BBWAA...averaged 14.09 SO/9.0 IP (83 SO/53.0 IP), the fourth-highest mark among ML relievers

* Recorded 31 saves in 33 chances...ranked third in the majors in save percentage (93.9) and eighth in the AL in saves

* Perfect 16-for-16 in save chances at Fenway Park...made four appearances in which he struck out each batter he faced and earned a save...had three punchouts on April 13 against Baltimore, April 16 against Toronto and June 9 against Seattle

* Held lefties to a .145 average (12-for-83) and righties to a .158 average (16-for-101)

Tied his career high with four SO in a 1.1-inning save on Sept. 17 against the Yankees allowed two homers to left-handed hitters but none over his final 42 games (89 batters faced)...earned his first Red Sox save in the club's come-from-behind victory on April 8 at Toronto...named to his fifth All-Star team as AL manager Ned Yost's selection...did not participate due to injury...placed the disabled list with a left knee medial meniscus tear from July 9-31, his first career DL stint...had left knee arthroscopy and partial medial meniscectomy surgery performed by Dr. David Altchek on July 11 at the Hospital for Special Surgery in New York City...made 1 rehab appearance for Triple-A Pawtucket on July 30 against Scranton/Wilkes-Barre (0.1 IP, H, HBP)...returned from his rehab assignment and activated from the DL on Aug. 1, earning the save in the Sox' 2-1 victory that night at SEA (1.0 IP, BB, 3 SO)...the appearance marked exactly 3 weeks after his knee surgery...made 23 appearances after coming back from knee surgery and was 1-3, 3.15 ERA (7 ER/20.0 IP) with 15 BB, 33 SO, and a .106 opponent AVG (7-for-66)...converted all 14 of his save opportunities in that span...over his final 11 appearances of the season (beginning Sept. 7), held opponents to a .074 average (2-for-27)...recorded the 250th save of his career on Sept. 11 at Toronto...became the 35th pitcher in ML history to reach that many saves since it became a statistic in 1969...did so in his 275th opportunity...earned his 30th save of the year on Sept. 24 at TB, marking his sixth consecutive season with 30+ saves...ended the season converting each of his final 19 save chances of the year...at season's end, was the second-longest active save streak behind BAL's Zach Britton

Postseason: retired all 4 batters faced in the postseason (3 SO), appearing in Games 2 and 3 of the ALDS.

2015

* Posted a 2.58 ERA (17 ER/59.1 IP) and recorded 39 saves in 61 appearances, all for the Padres...began the year in the ATL organization, but was traded to SD as part of a 6-player deal on April 5...traded from ATL to SD along with

OF Melvin Upton Jr. in exchange for OF's Cameron Maybin, Carlos Quentin, and Jordan Paroubeck, and RHP Matt Wisler on April 5, the day before the season opener

* Among NL relievers, finished third in SO/9.0 IP (13.2), fourth in saves, tied for fourth in SO (87), seventh in opponent avg (.185) and ninth in save percentage (90.7)

* His 13.2 SO/9.0 IP ratio (87 SO/59.1 IP) was the best ever for a Padres reliever in a single season, besting Rudy Seanez' 12.5 average in 2005

* Made Padres debut on April 7 at LAD, throwing a scoreless 9th inning in the club's 7-3 victory

* Allowed no runs in 46 of his 61 appearances (75%), which included each of his first 6 games of the year (6.0 IP)

Over an 11-game stretch from April 18-May 19, allowed 10 ER in 9.2 IP (9.31 ERA), taking his season ERA from 0.00 on April 17 to 5.74 on May 19...in his 44 appearances from May 20 through the remainder of the season, posted a 1.44 ERA (7 ER/43.2 IP) with a .155 opponent average (24-for-155) and a 0.94 WHIP (24 hits)...among all NL pitchers with a minimum of 40.0 IP in that span, his .155 average ranked second and his 1.44 ERA ranked fourth...recorded the 200th save of his ML career in what was his 318th career ML appearance, June 8 against Atlanta...became the fastest pitcher to do so in terms of games in ML history, besting Jonathan Papelbon (359 games), the previous record holder, by 41 games...became the 2nd-youngest pitcher to record 200 saves in ML history at 27 years old and 11 days, trailing only Francisco Rodriguez (26 years, 239 days old)...recorded at least 1 SO in 21 consecutive games from May 2-June 26 (34 SO in 20.1 IP)...the 21-game streak was tied for the second-longest streak in Padres history, trailing Trevor Hoffman's 26-game run...ended the season with a SO in each of his final 20 games of the season (32 SO in 20.0 IP)...matched his career high with four wins (also 2010 and 2011)

2014

* In his fourth Major League season, recorded a 1.61 ERA (11 ER/61.2 IP), while striking out 95 batters in 61.2 innings pitched over 63 appearances...held opposing hitters to a .142 batting average...led the NL and ranked second in the Majors with 47 saves, as he converted 47-of-51 save opportunities (92.2%)

* Broke the Braves franchise record with his 155th career rescue on June 6 at ARI in his 16th save of the season, passing Hall of Famer John Smoltz's previous record of 154...earned the 150th save of his career on June 18 at St. Louis at 25 years, 355 days, becoming the youngest pitcher in Major League history to reach the 150 rescue mark

* Converted his final 26 save opportunities, from June 24 through the end of the season...over the 32-game span, he pitched at a 0.84 ERA with 43 strikeouts in 32.1 innings, while allowing just 14 hits (.131 opponents' batting average)

His last blown save of the season on came on June 20... allowed just two home runs on the season, June 20 at Washington (loss) and Sept. 10 at Washington (no-decision)...selected to his fourth consecutive All-Star team...struck out three of his four batters faced in 1.0 scoreless inning (he pitched the seventh inning)

2013

* Posted a 4-3 record and a 1.21 ERA (9 ER/67.0 IP) and recorded 50 saves (54 SVO) in 68 appearances

* Put together a historic season in his third full year in the majors, as he led National League relievers in ERA (1.21) and saves (50), while ranking fourth in strikeouts with 98...finished fourth in voting for the National League Cy Young Award

* Signed a four-year contract (with an option for a fifth year) through the 2017 season on Feb. 16

* His career-high 50 saves tied for the Major-League lead with BAL's Jim Johnson...became the youngest player (25 years old) in Major League history to reach the 50-save plateau in a season with his 50th rescue on Sept. 27 vs. PHI

* Became the second-youngest pitcher in ML history to record 100 career saves (#100, May 9 at SF)...became the second player in Braves history to record at least 50 saves in a season...John Smoltz established the record with 55 in 2002

* Converted his 20th save on June 19 vs. NYM to become the first pitcher in Braves history to begin his career with three straight seasons of 20+ saves

* With his 40th save on July 24, became first pitcher in Major League history with 40+ saves in each of his first three seasons

* Converted a franchise-record 37 consecutive save opportunities from May 9-Sept. 14...during the 37-game stretch, he allowed two runs (0.38 ERA) and 23 hits in 47 outings (47.1 IP), while striking out 68 batters

Named to the National League All-Star team for the third straight year...converted his first career postseason save by recording four outs over the eighth and ninth innings on Oct. 4 in Game 2 vs. LAD...it marked his third career four-out save and second on the season...allowed a home run to SD's Chase Headley on Sept. 14, his first home run allowed in a span of 47 games (since May 7 at CIN)...spanning an 11-appearance stretch, April 24-May 24, he allowed five earned runs in 10.2 innings pitched for a 4.22 ERA...the five earned runs surrendered during those 11 games was more than half of the total number of earned runs he allowed in his other 57 appearances on the season which included 56.1 innings pitched and four earned runs for a 0.64 ERA

2012

* Converted 42-of-45 save opportunities while posting a 1.01 ERA (7 ER/62.2 IP) with 116 strikeouts and only 27 hits allowed in 62.2 innings pitched

* Finished fifth in National League Cy Young Award voting and finished eighth in NL MVP voting (the highest finish of any pitcher)...he became just the second Brave to post two 40-save seasons (John Smoltz, three times, 2002-04)

* Achieved several pitching feats that had never been accomplished by a modern Major League pitcher (min. 60.0 IP): his 16.7 strikeouts per nine innings (116 K/62.2 IP) was the highest in Major League history; posted a .126 opponents' batting average, the lowest since 1900; his .358 OPS was the lowest in the Expansion era; had a strikeouts-to-hits ratio of 4.3-to-1, the best single-season ratio in the live-ball era; recorded 42 saves, despite a span of 23 games in August (Aug. 4-27) without a save opportunity

* His 42 saves ranked tied for first (T3rd in MLB) in the National League (with STL's Jason Motte)

* Ranked second among NL relievers with 116 strikeouts...107 of his last 170 outs recorded were via strikeout, including 91 of his last 141, dating to May 20 (also had a strikeout/wild pitch on June 13 & Sept. 26)

On July 20, he suffered his first blown save on the road...went 22-for-23 in road game save opportunities...named to his second consecutive All-Star team and used seven pitches to strike out his only two batters faced (Asdrubal Cabrera, Ian Kinsler)...suffered his first blown save on May 2, before converting 20 straight chances with an .080 opponents' average (7-for-88), an 0.67 ERA (2 ER/27.0 IP) and 45 strikeouts in 27 games, from May 3-July 19...did not allow more than one hit in any of his appearances...snapped his 17-game scoreless streak on June 28 against Arizona by allowing a home run to Chris Young...during that span (May 8-June 27), he held opponents to an .055 avg (3-for-55) while recording 31 K in 17.0 IP...failed to strikeout a batter in Sept. 19's save (#38) at Miami...had fanned at least one batter in 20 straight games since July 19...fanned four batters in 1.0 IP for his 40th save on Sept. 26 against Miami...he became the fourth Braves pitcher (third reliever) to notch four strikeouts in 1.0 IP since the team moved to Atlanta in 1966 (Mark Wohlers, June 7, 1995 vs. CHI; Paul Assenmacher, Aug. 22, 1989 vs. STL; Phil Niekro, July 29, 1977 vs. PIT)...named to the provisional roster of Team USA for the 2013 World Baseball Classic...tossed 1.0 perfect inning in Wild Card Game vs. STL on Oct. 5, fanning one

2011

* Put together a fine 2010 season, opening the year at Gwinnett (AAA) where he recorded a 1.62 ERA (13 ER/55.2 IP) in 48 relief appearances, including 23 saves, before a promotion to the majors for his first career appearance on a ML roster on May 5

* Had a stellar rookie season, recording a National-League-tying and rookie-record-setting 46 saves, en route to being named the Baseball Writers' Association of America unanimous National League Rookie of the Year award winner...received 32 first-place votes becoming the 10th unanimous BBWAA NL Jackie Robinson Rookie of the Year selection

* He came on in relief of teammate Jair Jurrjens with two outs in the seventh inning and retired one of his two batters faced to earn a hold in first All-Star game appearance

* His 46 saves tied with MIL's John Axford for most in the National League and second in the Majors behind DET's Jose Valverde...fanned 127 of his 306 batters faced (42%) leading all Major League relievers in strikeouts...suffered his eighth blown save in the season's final game Sept. 28 vs. PHI...allowed one earned run on one in the ninth inning, allowing PHI to tie the game at 3-3

* Allowed a two-out solo homer to NYM's Lucas Duda on Sept. 18, his first home run allowed to a left-handed batter

* Allowed his first career home run to CIN's Ramon Hernandez on May 27 vs. CIN...snapped his scoreless innings streak at 37.2 IP (over 38 appearances) on Sept. 9 at STL...the streak was the longest in the majors this season and was the fifth-longest in the majors since Orel Hershiser established the MLB record of 59.1 IP in 1988...in that span, he allowed just 14 hits and issued only 11 walks, while fanning 67 batters and went 25-for-25 in save opportunities

* Named the National League's Rookie of the Month for August, going 10-for-10 in save opportunities and allowing no runs in 13 appearances (12.2 IP) while fanning 23 batters and allowing a .143 opponents batting average

* With his 41st save on Aug. 31 vs. WSH, he passed Texas' Neftali Feliz (40, 2010) for the most saves by a Major League rookie (since 1969)...with his 31st save on July 22 at CIN, set the Atlanta rookie record for most rescues in a season...previous record was held by Kerry Ligtenberg, who had 30 in 1998

* Tossed a scoreless ninth inning on July 9 at PHI to record his 28th save, extending his own record for most saves for a Major League rookie before the All-Star break (since 1969)

* His 17th save, recorded June 3 at NYM, set the NL rookie record for most saves prior to the All-Star break...became the quickest pitcher in Braves franchise history to reach 100 career strikeouts, doing so in 59.1 IP. John Rocker (1998-99) held the previous mark by doing it in 70.0 IP

Teammate 1B Freddie Freeman finished second in the voting, marking the third time that NL teammates finished 1-2 in the voting...became the sixth relief pitcher honored and it was the seventh time an Atlanta Brave was honored...Named the Sporting News National League Rookie of the Year...named Sporting News' "First-Half National League Rookie of the Year" and earned a spot on Sporting News' National League All-Star team...Named Atlanta's "Professional Athlete of the Year" for 2011 by the Atlanta Sports Council...added to the National League All-Star roster on July 10 in place of SF's Matt Cain...Named the National League's Rookie of the Month for June after going 1-0 with eight saves and a 1.53 ERA in 14 appearances, with 25 strikeouts and just five walks in 14.0 IP

2010

* Opened the year at Gwinnett (AAA) where he recorded a 1.62 ERA (13 ER/55.2 IP) in 48 relief appearances, including 23 saves, before a promotion to the majors for his first career appearance on a ML roster on May 5

* Posted a perfect 4-0 record with a 0.44 ERA in 21 appearances in relief for the major-league Club...in 20.2 IP for the ML Club, recorded 40 strikeouts

* Appeared on the major league roster on four separate occasions with each transaction taking place with GWI

* Promoted to the majors for the first time on 5/5; optioned 5/22; recalled 6/5; optioned 6/22; recalled 8/27; optioned 8/29; recalled 9/7 for the remainder of the season

* Made his ML debut May 7, 2010 at PHI and allowed a 2B to the first batter he faced (1.0 IP, 1H, 2 K, 19 pitches)...struck out the side in Sept. 19 at NYM for his first career save

* Posted a 16.1 scoreless inning streak from June 7-Oct. 2...garnered his first career victory May 20 vs. Cincinnati after tossing a scoreless ninth inning

Postseason

Pitched in all four Division Series games going 0-1 with a 2.08 ERA and had seven strikeouts in 4.1 IP...made scoreless outings in Games 1, 2 and 4...in Game 3, gave up a one-out walk followed two batters later by a two-out single - his only hit of the series - before being removed from the game...both runs came around to score on a single and error, respectively...at the time of his first call-up on May 5, had recorded six saves with a 1.20 ERA (15.0 IP/2 ER) and 21 strikeouts for GWI...with GWI, logged 83 strikeouts in 55.2 innings pitched for an average of 1.49 Ks per inning

2009

* Posted a 2-3 record with 18 saves, 2.85 ERA (19 ER/60.0 IP), 103 strikeouts and 45 walks in 49 relief appearances...perfect 18-for-18 in save opportunities, third-most among Braves farmhands...struck out 103 batters in 60.0 IP, for an average of 1.72 per inning

* Enters the 2010 season as the Braves' fifth-best prospect and as having the "Best Fastball" in all of Class-A according to Baseball America

* Named the Phil Niekro Award winner, given annually to the top pitcher in the farm system...had a fine sophomore season, playing at three different levels (Single-A, Double-A and Triple-A)

* Ranked second among all minor league relievers with 15.45 strikeouts per nine innings and was seventh (first among Braves minor league relievers) with a .150 opponent's average

* Placed in the top ten in several categories among Braves farmhands including games (tied for third, 39), relievers ERA (eighth-2.85) and strikeouts (ninth-103)

* Converted seven-of-seven save opportunities and pitched at a 1.42 ERA (2 ER/12.2 IP) while recording 26 strikeouts compared to three walks en route to being named Rome's Player of the Month for May

* Despite playing in only 16 games with Rome, ranked second on the club with 10 saves...tabbed an Arizona Fall League "Rising Star" by Baseball America...made 11 relief appearances totaling 10.1 IP (10.45 ERA) for Peoria Saguaros of the AFL

2008

* Posted a combined 3-2 record with a 0.51 ERA (2 ER/35.1 IP) and 56 strikeouts in first professional season with stints at Rookie-Level Danville, Full-A Rome and Advanced-A Myrtle Beach...held opponents to a .131 average at the three stops...ranked tied for fifth among Braves minor league relievers with 10 saves

* Named Rome's August Pitcher of the Month (2-0-3, 0.87 ERA, 10.1 IP, 21 K)...opened the season at Rookie-Level Danville (June 18-July 25) and started his career with four saves in four consecutive appearances and a win in his fifth appearance before suffering his first loss

* In 12 games with Danville, converted 6-of-7 save opportunities and earned one win while holding opponents to a .076 batting average

* Notched his first professional strike out and save with Danville on June 18 against Burlington...posted a season-high five strikeouts in 2.1 innings on July 30 against Rome

* Following the season, rated by Baseball America as having the "Best Fastball" and as the 10th-best prospect in the Atlanta organization

PERSONAL

Full name is Craig Michael Kimbrel...signed by Brian Bridges (Braves)...married to Ashley...The couple had their first child...Lydia Joy, in November 2017...attended Wallace State (AL) Community College...graduated from Lee High School in Huntsville, AL.

Career Pitching Record

Year	Team	W-L	ERA	G	GS	CG	SHO	SV	IP	H	R	ER	HR	HB	BB	SO	WP	BK	AVG
2008	DAnville	1-2	0.47	12	0	0	0	6	19.0	5	4	1	0	3	10	27	4	0	.076
	Rome	2-0	0.71	10	0	0	0	4	12.2	6	1	1	0	0	4	26	0	0	.140
2009	Myrtle Beach	0-0	0.00	2	0	0	0	0	3.2	5	0	0	0	0	1	3	0	0	.385
	Rome	0-0	0.90	16	0	0	0	10	20.0	9	2	2	0	1	6	38	0	0	.132
2010	Myrtle Beach	0-2	5.47	19	0	0	0	2	26.1	18	19	16	2	1	28	45	8	1	.200
	Gwinnett	0-0	0.00	2	0	0	0	0	2.0	0	0	0	0	0	4	3	1	0	.000
2011	ATLANTA	3-2	1.62	48	0	0	0	23	55.2	28	13	10	3	4	35	83	8	1	.148
	ATLANTA	4-0	0.44	21	0	0	0	1	20.2	9	2	1	0	0	16	40	4	0	.125
2012	ATLANTA	4-3	2.10	79	0	0	0	46	77.0	48	19	18	3	1	32	127	4	0	.178
	ATLANTA	3-1	1.01	63	0	0	0	42	62.2	27	7	7	3	2	14	116	5	0	.126
2013	ATLANTA	4-3	1.21	68	0	0	0	50	67.0	39	10	9	4	3	20	98	3	0	.166
	ATLANTA	0-3	1.61	63	0	0	0	47	61.2	30	13	11	2	2	26	95	6	0	.142
2014	SAN DIEGO	4-2	2.58	61	0	0	0	39	59.1	40	19	17	6	1	22	87	4	0	.185
	Pawtuquet	0-0	0.00	1	1	0	0	0	0.1	1	0	0	0	1	0	0	0	0	.500
2015	BOSTON	2-6	3.40	57	0	0	0	31	53.0	28	22	20	4	4	30	83	6	0	.152
	BOSTON	5-0	1.43	67	0	0	0	35	69.0	33	11	11	6	4	14	126	5	0	.140
2016	BOSTON	5-1	2.74	63	0	0	0	42	62.1	31	19	19	7	2	31	96	7	0	.146
	Iowa	0-0	2.45	4	1	0	0	0	3.2	2	1	1	1	0	1	4	0	0	.154
2017	CHICAGO-NL	0-4	6.53	23	0	0	0	13	20.2	21	15	15	9	2	12	30	0	0	.259
	CHICAGO-NL	0-1	5.28	18	0	0	0	2	15.1	10	9	9	2	2	12	28	4	0	.182
2018	CHICAGO_AL	2-2	5.09	24	0	0	0	1	23.0	18	13	13	5	3	10	36	5	0	.217
	CHICAGO-NL	2-3	0.49	39	0	0	0	23	59.2	31	19	15	6	3	23	100	8	1	.150
Major League-12 years		35-29	2.18	646	0	0	0	372	628.1	347	165	152	52	26	252	1026	56	1	.158
Minor League-5 years		8-7	1.86	126	2	0	0	51	155.0	77	41	32	6	11	96	246	22	2	.146

Career Postseason Pitching Record

Year	Team	W-L	ERA	G	GS	CG	SHO	SV	IP	H	R	ER	HR	HBP	BB	SO	WP	BK
2010	NLDS: ATL vs. LAD	0-1	2.08	4	0	0	0	0	4.1	1	2	1	0	0	1	7	0	0
2012	NLWC: ATL vs. STL	0-0	0.00	1	0	0	0	0	1.0	0	0	0	0	0	0	1	0	0
2013	NLDS: ATL vs. LAD	0-0	0.00	1	0	0	0	1	1.1	0	0	0	0	0	0	2	0	0
2016	ALDS: BOS vs. CLE	0-0	0.00	2	0	0	0	0	1.1	0	0	0	0	0	0	3	0	0
2018	ALDS: BOS vs. NYY	0-0	11.57	2	0	0	0	0	2.1	2	3	3	1	1	2	4	1	0
	ALCS: BOS vs. HOU	0-0	4.50	3	0	0	0	3	4.0	4	2	2	0	1	4	4	1	0
2019	WS: BOS vs. LAD	0-0	4.15	0	0	0	0	1	4.1	3	2	2	1	0	2	2	0	0
	2020	NLWC: CHC vs. MIA	0-0	0.00	1	0	0	0	1.1	0	0	0	0	0	0	2	2	0
2021	ALDS: CWS vs. HOU	0-0	9.00	3	0	0	0	0	2.0	3	3	2	1	0	1	0	1	0
Postseason Totals		0-1	4.13	23	0	0	0	7	24.0	17	13	11	3	3	15	27	3	0
WC Totals		0-0	0.00	2	0	0	0	0	2.1	0	0	0	0	0	2	3	0	0
LDS Totals		0-1	4.73	14	0	0	0	3	13.1	10	9	7	2	2	7	18	2	0
LCS Totals		0-0	4.50	3	0	0	0	3	4.0	4	2	2	0	1	4	4	1	0
WS Totals		0-0	4.15	0	0	0	0	1	4.1	3	2	2	1	0	2	2	0	0

Career Single-Game Bests

Low-Hit Complete Game:	---	Most Strikeouts:	5, (3x), last June 6, 2017 at NYY
Most Innings Pitched Starter:	---	Most Walks:	4, August 9, 2016 vs. NYY
Most Innings Pitched Reliever:	2.0 (3x), last, April 20, 2017 at TOR	Longest Winning Streak:	5 games, (2x), last, July 14-Sept 9, 2018
Most Earned Runs Allowed:	4, (3x), last, Sept. 26, 2018 vs. BAL	Longest Losing Streak:	7 games, July 3, 2019-May 15, 2021

Career Fielding Record

Position	PCT	G	PO	A	E	TC	DP
Pitcher	.970	646	25	40	2	67	2

Career Transactions

- June 7, 2007: Drafted by the Atlanta Braves in the 33rd round of the 2007 amateur draft, but did not sign.
- June 5, 2008: Drafted by the Atlanta Braves in the 3rd round of the 2008 amateur draft. Player signed June 6, 2008.
- April 5, 2015: Traded by the Atlanta Braves with B.J. Upton to the San Diego Padres for Jordan Paroubeck (minors), Cameron Maybin, Carlos Quentin, Matt Wisler and 2015 competitive balance round A pick.
- November 13, 2015: Traded by the San Diego Padres to the Boston Red Sox for Logan Allen, Carlos Asuaje, Javy Guerra and Manuel Margot.
- June 7, 2019: Signed as a Free Agent with the Chicago Cubs.
- July 30, 2021: Traded by the Chicago Cubs to the Chicago White Sox for Codi Heuer and Nick Madrigal.
- April 1, 2022: Traded by Chicago White Sox to the Los Angeles Dodgers for AJ Pollock

Injured List

- July 9-August 1, 2016 (left knee medial meniscus)
- August 5-18, 2019 (right knee inflammation)
- September 5-19, 2019 (right elbow inflammation)



Eddys
LEONARD

IF | 83

@Dodgers

Bats: Right **Throws:** Right

Height: 6-0 **Weight:** 180

Opening Day Age: 21

Born: November 10, 2000 in Santo Domingo, Dominican Republic

Resides: Santo Domingo, Dominican Republic

Acquired: Signed as an international free agent on July 3, 2017

ML Service: 0.000

Career Highlights

- * The Santo Domingo, Dominican Republic product is entering his fifth season in the Dodgers organization after hitting .296 with 22 homers and 81 RBI in 107 games last season between Single-A Rancho Cucamonga and Advanced-A Great Lakes
- * He is ranked the No. 100th prospect in all of baseball by The Athletic
- * In four minor league seasons, he has hit a combined .284 (218-for-767) with 30 homers and 118 RBI
- * Was added to the 40-man roster on November 19, 2021
- * He was signed by the Los Angeles Dodgers as an international free agent on July 3, 2017

Year-By-Year

2021

- * Clubbed 22 homers in 107 games between Advanced-A Great Lakes and Single-A Rancho Cucamonga
- * Slashed .296/390/539 while setting career highs in homers, RBI (81), doubles (29), doubles (4), runs (89) and hits (126)
- * Began the season with Rancho Cucamonga, hitting .295 with 14 homers and 57 RBI in 66 games for the Quakes...finished the season with Great Lakes, clubbing eight homers and recording 24 RBI in 41 games...hit a career-high three homers in a game on August 29, 2021, which was his second multi-homer game of the season and his career...finished the month of August slashing .352/454/670 with seven homers and 18 RBI...Connected for seven homers in the month of July and notched a monthly career-high with 26 RBI

2019

Split the season between AZL Dodgers, Rookie-level Ogden and Low-A Great Lakes, hitting a combined .285 with seven doubles, four triples, four homers and 21 RBI...began the season with AZL Dodgers, playing in 46 games with 14 extra-base hits and 20 RBI...finished the season with Ogden, hitting safely in five of his last eight games, hitting .333 with one homer and one RBI

2018

Played in 45 games for the DSL Dodgers, slashing .248/385/396 with 10 doubles, four homers and 16 RBI...scored a team-high 36 runs and stole a career-high 13 bases...

Personal

Eddys Leopoldo Leonard...signed out of Santo Domingo, Dominican Republic on July 3, 2017... signed for \$200,000 when he was 17

Career Batting Record

Year	Team	AVG	G	AB	R	H	2B	3B	HR	RBI	SH	SF	HP	BB	SO	SB	CS	OBP	SLG	E
2018	DSL Dodgers	.248	45	149	36	37	10	0	4	16	0	0	5	28	33	13	6	.385	.396	14
2019	Ogden	.333	8	21	2	7	0	0	1	1	0	0	1	1	9	0	2	.391	.476	1
	AZL Dodgers	.280	46	168	27	47	7	4	3	20	0	3	2	27	48	2	4	.380	.423	7
2021	Great Lakes	.250	1	4	1	1	0	0	0	0	0	0	0	3	0	0	0	.250	.250	0
	Rancho Cucamonga	.295	66	261	59	77	19	2	14	57	0	1	12	34	74	6	2	.399	.544	13
	Great Lakes	.299	41	164	30	49	10	2	8	24	0	0	3	17	42	3	1	.375	.530	4
Minor League-3 years		.284	207	767	155	218	46	8	30	118	0	4	23	107	209	24	15	.386	.482	39

Career Transactions

- July 3, 2017: Signed as an international free agent by the Los Angeles Dodgers

Injured List

- No Injuries at the Major League level



Gavin LUX

IF | 9

@therealgavinlux

Bats: Left **Throws:** Right

Height: 6-2 **Weight:** 190

Opening Day Age: 24

Born: November 23, 1997 in Kenosha, WI

Resides: Kenosha, WI

Acquired: Drafted in the 1st round (20th overall) of the 2016 First Year Player Draft out of Indian Trail HS (WI)

ML Service: 1.114

MLB Debut: September 2, 2019

Career Highlights

- * 24-year-old second baseman enters his fourth Major League season and seventh season in the Dodger organization...owns a 233/314/368 slashline with 18 doubles, five triples, 12 home runs and 63 RBI in 144 Major League games
- * Set career-highs in multiple categories during the 2021 season: games (102), runs (49), hits (81), doubles (12), triples (4), home runs (7), RBI (46) walks (41), and stolen bases (4)...also hit his first career grand slam on May 18, 2021 vs. Arizona (hit another on May 23, 2021 against San Francisco)
- * Made his Major League debut on Sept. 2, 2019 vs. Colorado...went 2-for-5 with a double and lined a lead-off single in his first big league at-bat
- * He is the first Dodger player in franchise history to score three runs in his Major League debut
- * After launching a pinch-hit home run in his first career Postseason at-bat during the eighth inning of Game 1 of the NLDS, he is the youngest Dodger to homer in a postseason game at 21 years – 314 days
- * Named Baseball America's 2019 Minor League Player of the Year after hitting .347 (159-for-458) with 26 homers and 76 RBI in a combined 113 games between Double-A Tulsa and Triple-A Oklahoma City...became the third Dodger to win the award, joining Mike Marshall (1981) and Paul Konerko (1997)
- * Awarded the 2019 Branch Rickey Minor League Player of the Year
- * Named 2019 PCL Player of the Month for July after batting at a .435 clip (40-for-92) with eight doubles, four triples, seven homers and 26 RBI...led the league in average, OBP (.519) and OPS (1.356) while tying for the lead in runs (29) and triples (4)
- * Selected to the 2019 Texas League All-Star Game and played in the 2019 Sirius XM Futures Game
- * After a .324/399/514 season in 2018 was named a MiLB.com Organization All-Star, Baseball America Minor League All-Star, Baseball American High Class-A All-Star and a Post-Season All-Star for the Rancho Cucamonga Quakes
- * Signed with the team on June 17, 2016 after being drafted in the first round of the MLB Draft

Year-By-Year

2021

- * Set career-highs in multiple categories, including: games (102), runs (49), hits (81), doubles (12), triples (4), home runs (7), RBI (46) walks (41), and stolen bases (4) while playing in 102 games with the Dodgers...slashed .242/.328/.364 with a .692 OPS
- * Ranked 10th in the National League with four triples
- * Logged time at several positions: second base (27 G), third base (1 G), shortstop (59 G), left field (11 G), center field (6 G), and right field (1 G)
- * Played 59 games (50 starts) at shortstop, logging a .966 fielding percentage with 129 assists while Corey Seager was on the Injured List
- * Belted two home runs against St. Louis on May 31, going 2-for-4 with two runs and two RBI, was his second career multi-homer game (other: 9/8/20 vs. ARI)
- * Ripped his first career- grand slam on May 18 and drove in a career-best four runs vs. ARI...swatted his second-career grand slam on May 23 against SF
- * Had a six-game hitting streak from Sept. 15-23, hitting .478 with eight RBI during that span

* Logged time at several positions: second base (27 G), third base (1G), shortstop (59 G), left field (11 G), center field (6 G), and right field (1 G)

* Played 59 games (50 starts) at shortstop, logging a .966 fielding percentage with 129 assists while Corey Seager was on the Injured List

* Appeared in 17 games with Triple-A Oklahoma City while on rehab from a left hamstring strain...batted .279/.338/.382 with four doubles and ten RBI during that span

Notched four RBI in a game three times (5/18 vs. Ari, 5/23 at SF, 6/11 vs. TEX)...batted .214 (3-for-14) in nine Postseason games, registering three walks and three strikeouts...had his best offensive performance in September, producing a .367/.466/.510 slashline with two doubles, one triple, and one homer for nine RBI...hit .286 (28-for-98) with five homers and 19 RBI in 27 games during the month of May...faired well during day games, averaging .292 (31-for-106) with two homers and 13 RBI...was dependable in bases loaded situations, batting .308 (4-for-13) with 16 RBI...stole a career-high four bases (4/3 at COL, 6/27 vs. CHC, 7/3 at WSH, and 9/23 at COL)...had two stints on the Injured List: Apr. 18-26 with right wrist soreness and July 19-Aug.8 with a left hamstring strain before going on a rehab assignment with Triple-A Oklahoma City

2020

* Split time between the Dodgers and the Alternative Training Site...made all defensive appearances at second base and hitting .175 with three homers and eight RBI

* Had a two home run game on September 8 at Arizona, his first multi-homer game of his career...his second home run of the game was in the 10th inning and helped secure the win

Each of his three home runs came against right-handed pitchers, posting a .189/.259/.396 slash line against righties...hit a 453 ft. two-run home run on September 18 at Colorado, the longest Dodger home run of the season (previous: 447 ft., Seager)

2019

* After ranking as the No. 2 Minor League prospect by MLB Pipeline, made his Major League debut on Sept. 2 against Colorado...went 2-for-5 with a double and scored three runs...became the first rookie in Dodger history to score three runs in a Major League debut

* Slashed .240/.305/.400 with four doubles, a triple, two home runs and nine RBI in 23 Major League games

* Reached base in 15 of his 23 regular season games and notched a hit in 12 contests, including 10 in the last 17 games of the season

Collected five multi-hit efforts and ranked among the top NL rookies during September in runs (12, T-10th), hits (18, T-19th), doubles (4, T-11th), home runs (2, T-15th), RBI (9, T-12th), walks (7, T-11th), average (.240, 18th), OBP (.305, T-21st) and slugging (.400, 16th)...clubbed his first home run on Sept. 10 at Baltimore, ended the night going 3-for-4 with a double for his first three-hit game and multi-extra-base effort of his Major League career...became the youngest Dodger to homer in a Postseason game at 21 years and 314 days after launching a pinch-hit homer in his first career Postseason at-bat in the eighth inning of Game 1 of the NLDS...named Baseball America's Minor League Player of the Year after slashing a combined .347/.421/.607 with 25 doubles, eight triples, 26 homers and 76 RBI in 113 games between Double-A Tulsa and Triple-A Oklahoma City...also named Baseball America's Minor League All-Star for the PCL...recipient of the Dodgers' Branch Rickey Minor League Player of the Year award...earned PCL July Player of the Month honors after leading the league in average (.435), OBP (.519) and OPS (1.356) while tying for the lead in runs (29) and triples (4) with eight doubles, seven homers and 26 RBI during the span...selected to the 2019 Texas League All-Star Game and played in the 2019 Sirius XM Futures Game...began the season at Double-A Tulsa and was promoted to Triple-A Oklahoma City on June 27...played 91 games at shortstop between Tulsa and Oklahoma City, registering a .961 fielding percentage (13 E/776.0 INN)...saw action in 19 games at second base with a .988 fielding percentage (1 E/151.2 INN) and translated those numbers into a .970 fielding percentage (2 E/178.0 INN) at the big-league level across 22 games (19 games started) at second base...ranked fourth among all qualifying rookie second basemen during the month of September (minimum 17 games) in fielding percentage, total chances (67), putouts (27), assists (38) and zone rating (.765), while ranking third in innings (178.0) and second in games played (22)

2018

* Was named a 2018 MiLB.com Organizational All-Star, Baseball America Minor League All-Star and Postseason All-Star for his time in Rancho Cucamonga

Wrapped the season with a combined .234/.399/.514 slashline between Advanced-A Rancho Cucamonga (88 games) and Double-A Tulsa (28 games)...had a career-high 57 RBIs, 27 doubles, eight triples and 15 homers in 116 games...on April 27, as a member of the Rancho Cucamonga Quakes, drove in a career-best five RBI against the Lancaster JetHawks in a 14-9 win...promoted to Double-A Tulsa on Aug. 1, where he played in 28 games and hit .324/.408/.495 with four doubles, four home runs and nine RBI

2017

Spent his first full professional season with Single-A Great Lakes, slashing .244/.331/.362 with 14 doubles, eight triples, seven home runs and 39 RBI with 27 stolen bases...tied for fourth in the Midwest League in triples and tied for seventh with a team-leading 56 walks on the season...paced the team in runs scored (68), hits (106), triples (8) and stolen bases (27), while ranking second in total bases (157), third in RBI (39) and fifth in doubles (14)

2016

Spent 48 games in the AZL and slashed .281/.365/.385 with 10 doubles, five triples and 18 RBI...promoted to Ogden on Aug. 31 and played eight games and three playoff games with the Raptors...batted .387 (12-for-31) with

a trio of doubles and RBI, apiece, during the regular season...connected for three hits with one RBI in three playoff games against Orem

Personal

Gavin Thomas Lux...resides in Kenosha, WI, where he graduated from Indian Trail High School in 2016...tabbed as the 33rd-best prospect in the 2016 June Draft by MLB.com...named the 2016 Wisconsin Gatorade Player of the Year...committed to Arizona State University before signing with the Dodgers after becoming the 20th overall pick in the 2016 First-Year Player Draft

Career Batting Record																						
Year	Team	AVG	G	AB	R	H	2B	3B	HR	RBI	SH	SF	HP	BB	SO	SB	CS	OBP	SLG	E		
2016	Ogden	.387	8	31	7	12	3	0	0	3	0	0	0	3	8	1	0	.441	.484	0		
	AZL Dodgers	.281	48	192	34	54	10	5	0	18	0	1	1	25	43	1	0	.365	.385	15		
2017	Great Lakes	.244	111	434	68	106	14	8	7	39	3	5	3	56	88	27	10	.331	.362	24		
2018	Tulsa	.324	28	105	21	34	4	1	4	9	0	0	1	14	20	2	2	.408	.495	6		
	Rancho Cucamonga	.324	88	358	64	116	23	7	11	48	0	2	1	43	68	11	7	.396	.520	25		
2019	Tulsa	.313	64	259	45	81	7	4	13	37	0	4	0	28	60	7	3	.375	.521	10		
	Oklahoma City	.392	49	199	54	78	18	4	13	39	0	0	0	33	42	3	3	.478	.719	4		
	LOS ANGELES	.240	23	75	12	18	4	1	2	9	0	0	0	7	24	2	0	.305	.400	2		
2020	LOS ANGELES	.175	19	63	8	11	2	0	3	8	0	0	0	6	19	1	0	.246	.349	3		
2021	LOS ANGELES	.242	102	335	49	81	12	14	7	46	0	2	3	41	83	4	1	.328	.364	10		
	Oklahoma City	.279	17	68	18	19	4	0	1	10	0	0	0	6	15	0	0	.338	.382	1		
Major League - 3 years		.233	144	473	69	110	18	5	12	63	0	2	3	54	126	7	1	.314	.368	15		
Dodger Totals - 3 years		.233	144	473	69	110	18	5	12	63	0	2	3	54	126	7	1	.314	.368	15		
Minor League- 5 years		.304	413	1646	311	500	83	29	49	203	3	12	6	208	344	52	25	.381	.479	84		

Career Postseason Batting Record																						
Year	Team	AVG	G	AB	R	H	2B	3B	HR	RBI	SH	SF	HP	BB	SO	SB	CS	OBP	SLG			
2019	NLDS: LAD vs. WAS	.222	4	9	1	2	0	0	1	1	0	0	0	1	6	0	0	.300	.556			
2020	NLDS: LAD vs. SD	.000	1	1	0	0	0	0	0	0	0	0	0	0	1	0	0	.000	.000			
2021	NLWC: LAD vs. STL	.000	1	0	0	0	0	0	0	0	0	0	0	0	0	0	0	.000	.000			
	NLDS: LAD vs. SF	.333	5	9	1	3	0	0	0	0	0	0	0	2	2	0	0	.455	.333			
	NLCS: LAD vs. ATL	.000	3	5	0	0	0	0	0	0	0	0	0	2	1	1	0	.286	.000			
Postseason Totals		.208	14	24	2	5	0	0	1	1	0	0	0	5	10	1	0	.345	.333			
WC Totals		.000	1	0	0	0	0	0	0	0	0	0	0	0	0	0	0	.000	.000			
LDS Totals		.263	10	19	2	5	0	0	1	1	0	0	0	3	9	0	0	.364	.421			
LCS Totals		.000	3	0	0	0	0	0	0	0	0	0	0	2	1	1	0	.286	.000			

Career Single-Game Bests			
Most Hits:	3, (2x), last Sept. 19, 2021 at CIN	Most Stolen Bases:	1 (6x); last, Sept. 23, 2021 at COL
Most RBI:	4, (3x), last, June 11, 2021 vs. TEX	Most Walks:	2, (2x), last Sept. 24, 2021 at ARI
Most Home Runs:	2, May 31, 2021 vs. STL	Longest Hitting Streak:	6 games, Sept. 15 - 23, 2021
Most Runs Scored:	3, Sept 2, 2019 vs. COL	Grand Slams:	2, last, June 11, 2021 vs. TEX

Career Fielding Record							
Position	PCT	G	PO	A	E	TC	DP
Second base	.972	67	80	132	6	218	27
Third Base	.500	1	0	2	2	4	0
Shortstop	.966	59	67	129	7	203	18
Left Field	1.000	11	10	0	0	10	0
Center Field	1.000	6	7	1	0	8	1
Right Field	.000	1	0	0	0	0	0

Career Transactions	Injured List
<ul style="list-style-type: none"> • June 9, 2016: Drafted by the Los Angeles Dodgers in the 1st round (20th pick) of the 2016 amateur draft 	<ul style="list-style-type: none"> • April 18 - 26, 2021 (right wrist soreness) • July 19 - August 17, 2021 (left hamstring strain)



Dustin
MAY

RHP | 85

@d_maydabeast

Bats: Right **Throws:** Right

Height: 6-6 **Weight:** 180

Opening Day Age: 24

Born: September 6, 1997 in Justin, TX

Resides: Justin, TX

Acquired: Drafted in the 3rd round of the 2016 First Year Player Draft from Northwest HS (TX)

ML Service: 2.059

MLB Debut: August 2, 2019

Career Highlights

- * Flame-throwing right-hander enters his fourth big league season with a 6-5 record and a 2.93 ERA in 31 Major League games (19 starts) with the Dodgers in 2019-21
- * Was sidelined for most of the 2021 season while recovering from Tommy John surgery on May 11
- * Has limited opponents to a .222 batting average in the Majors, including a .197 mark against righties
- * Was the Dodgers' 2020 Opening Day starter vs. San Francisco after an injury sidelined Clayton Kershaw, becoming the first rookie to start LA's season-opener since Fernando Valenzuela in 1981
- * Made his big league debut on August 2, 2019 against San Diego, allowing four runs (three earned) on nine hits in 5.2 innings, taking the loss in the Dodgers' 5-2 defeat
- * Earned his first win on August 13, 2019 at Miami after tossing 5.2 innings of one-run ball, striking out five batters while allowing a walk
- * Has an 24-17 mark with a 3.50 ERA in 78 games (73 starts) in four minor league seasons...has 394 strikeouts in 403.2 minor league innings
- * Named 2018 California League Post-Season All-Star, as well as 2017 Midwest League Mid-Season All-Star
- * Originally selected by the Dodgers in the third round of the 2016 First-Year Player Draft

Year-By-Year

2021

* Started just five games this season before tearing his UCL on May 1...had Tommy John surgery ten days later in Los Angeles (performed by Dr. Neal ElAttrache)

* Across his five appearances, the righty garnered a 1-1 record with a 2.74 ERA (7 ER/23.0 IP) and a 0.96 WHIP

Recorded 35 punchouts against just six walks, limiting hitters to a .186/.247/.349 slashline...struck out a career high 10 batters on April 25 against San Diego...gave up just two hits over 6.0 solid innings

2020

* Spent the entire season with the Dodgers, going 3-1 in 12 games (10 starts) and ranking among the NL leaders (min. 50.0 IP) in ERA (2.57, 8th), opponents' batting average (.220, T-13th) and WHIP (1.09, T-12th)...ranked second among rookies in ERA (min. 40.0 IP)

* Averaged 99.1 MPH on his four-seam fastball, the fastest among MLB pitchers (min. 250 pitches)

* Was the Dodgers' Opening Day starter vs. San Francisco after an injury sidelined Clayton Kershaw, becoming the first rookie to start LA's season-opener since Fernando Valenzuela in 1981...allowed one run on seven hits and struck out four in 4.1 innings and did not factor in the decision in the Dodgers' 8-1 win

* Appeared in seven games (three starts) during the Dodgers' run to a World Championship, going 1-0 with a 4.22 ERA (5 ER/10.2 IP)...picked up the win in Game 1 of the NLDS vs. San Diego, striking out three in 2.0 hitless, scoreless innings of relief

2019

* In his first season with Los Angeles, he went 2-3 with a 3.63 ERA (14 ER/34.2 IP) in 14 games (four starts), posting a 1.10 WHIP and striking out 32 batters

* As a starter, he posted a 1-2 record with a 2.82 ERA (7 ER/22.1 IP), striking out 17 batters against only three walks while registering a 1.07 WHIP

* Made 10 relief appearances, posting a 1-1 record with a 5.11 ERA (7 ER/12.1 IP) and 15 strikeouts

Recorded a 10.0 inning scoreless inning streak from September 7-29, striking out 14 batters during that time... limited right-handed batters to a .188 average, compared to a .346 mark against lefties...made two relief appearances for the Dodgers against the Nationals during the NLDS, allowing one earned run in 3.1 innings while recording a strikeout...in the minors, split the season between Double-A Tulsa and Triple-A Oklahoma City, going a combined 6-5 with a 3.38 ERA (40 ER/106.2 IP) and 110 strikeouts...honored as a Mid-Season and Post-Season All-Star with Double-A Tulsa and was also selected to the U.S. team for the 2019 Futures Game...earned Pitcher of the Week honors with Double-A Tulsa for the period ending on June 23 and then again on July 28 with Triple-A Oklahoma City

2018

* May compiled his best season as a professional, going 9-5 with a 3.39 ERA with 122 strikeouts in 132.2 innings across Advanced-A Rancho Cucamonga and Double-A Tulsa

* Began the season with Advanced-A Rancho Cucamonga, going 7-3 with a 3.29 ERA with 94 strikeouts in 98.1 innings

* Set career-highs in ERA, WHIP (1.108) and batting average against (.241)

Named California League Pitcher of the Week on May 27 after going 1-0 without allowing a run in five scoreless frames in the week of May 20th through the 27th...promoted to Double-A Tulsa on July 31 and finished the season with the Drillers...went 2-2 with a 3.67 ERA in six starts with Double-A Tulsa...dominated away from home, going 2-0 with a 1.77 ERA in three starts...limited hitters to a .130 batting average and 0.74 WHIP away from home

2017

Combined to go 9-6 with a 3.63 ERA (54 ER/134.0 IP) in 25 games (24 starts) with Advanced-A Rancho Cucamonga and Single-A Great Lakes...struck out 128 batters against 27 walks...was selected as a Mid-Season All-Star as a member of the Loons

2016

In his first professional season, he went 0-1 with a 3.86 ERA (13 ER/30.1 IP) in 10 games (six starts) with Rookie-level AZL Dodgers

Personal

Dustin Jake May...became engaged to his fiancé Millie during the 2020-21 offseason...starred at Northwest High School (Justin, TX), going 5-1 with a 1.50 ERA with 79 strikeouts in 56 innings his senior year and committed to play baseball at Texas Tech before signing with the Dodgers...drafted by Los Angeles in the 3rd round (101 overall) of the 2016 First-Year Player Draft out of Northwest High School.

Career Pitching Record

Year	Team	W-L	ERA	G	GS	CG	SHO	SV	IP	H	R	ER	HR	HB	BB	SO	WP	BK	AVG
2016	AZL Dodgers	0-1	3.86	10	6	0	0	1	30.1	37	16	13	0	3	4	34	3	0	.291
2017	Great Lakes	9-6	3.88	23	23	0	0	0	123.0	121	60	53	8	9	26	113	10	1	.249
	Rancho Cucamonga	0-0	0.82	2	1	0	0	0	11.0	6	3	1	0	0	1	15	0	0	.150
2018	Tulsa	2-2	3.67	6	6	0	0	0	34.1	27	14	14	0	4	12	28	4	0	.209
	Rancho Cucamonga	7-3	3.29	17	17	0	0	0	98.1	91	42	36	9	8	17	94	6	1	.241
2019	Tulsa	3-5	3.74	15	15	0	0	0	79.1	71	41	33	5	7	20	86	7	0	.237
	Oklahoma City	3-0	2.30	5	5	0	0	0	27.1	21	8	7	0	5	9	24	1	1	.212
	LOS ANGELES	2-3	3.63	14	4	0	0	0	34.2	33	17	14	2	4	5	32	0	0	.250
2020	LOS ANGELES	3-1	2.57	12	10	0	0	0	56.0	45	18	16	9	1	16	44	2	0	.220
2021	LOS ANGELES	1-1	2.74	5	5	0	0	0	23.0	16	8	7	4	1	6	35	0	0	.186
Major League - 3 years		6-5	2.93	31	19	0	0	0	13.2	94	43	37	15	6	27	111	2	0	.222
Dodger Totals - 3 years		6-5	2.93	31	19	0	0	0	13.2	94	43	37	15	6	27	111	2	0	.222
Minor League- 4 years		24-17	3.50	78	73	0	0	1	403.2	374	184	157	22	36	89	394	31	3	.240

Career Postseason Pitching Record

Year	Team	W-L	ERA	G	GS	CG	SHO	SV	IP	H	R	ER	HR	HBP	BB	SO	WP	BK
2019	NLDS: LAD vs. WAS	0-0	2.70	2	0	0	0	0	3.1	3	1	1	0	0	1	1	0	0
2020	NLDS: LAD vs. SD	1-0	0.00	2	1	0	0	0	3.0	0	0	0	0	0	1	4	0	0
	NLCS: LAD vs. ATL	0-0	3.86	3	2	0	0	0	4.2	5	3	2	0	1	5	6	0	0
	WS: LAD vs. TB	0-0	9.00	2	0	0	0	0	3.0	5	3	3	1	0	0	3	0	0
Postseason Totals		1-0	3.86	9	3	0	0	0	14.0	13	7	6	1	1	7	14	0	0
LDS Totals		1-0	1.42	4	1	0	0	0	6.1	3	1	1	0	0	2	5	0	0
LCS Totals		0-0	3.86	3	2	0	0	0	4.2	5	3	2	0	1	5	6	0	0
WS Totals		0-0	9.00	2	0	0	0	0	3.0	5	3	3	1	0	0	3	0	0

Career Single-Game Bests

Low-Hit Complete Game:	None	Most Strikeouts:	10, April 25, 2021 vs. SD
Most Innings Pitched Starter:	6.0, (5x), last, April 25, 2021 vs. SD	Most Walks:	3, September 22, 2020 vs. OAK
Most Innings Pitched Reliever:	5.1, September 16, 2020 at SD	Longest Winning Streak:	2 games, Sept. 22, 2020 - current
Most Earned Runs Allowed:	4, August 18, 2019 at ATL	Longest Losing Streak:	2 games, August 18-26, 2019

Career Fielding Record

Position	PCT	G	PO	A	E	TC	DP
Pitcher	.938	31	3	12	1	16	0

Career Transactions

• June 10, 2016: Drafted by the Los Angeles Dodgers in the 3rd round of the 2016 amateur draft. Player signed June 20, 2016.

Injured List

• May 4 - November 7, 2021 (right arm injury)



Zach MCKINSTRY

IF/OF | 8

@zachCMU

Bats: Left **Throws:** Right

Height: 6-0 **Weight:** 180

Opening Day Age: 26

Born: April 29, 1995 in Toledo, OH

Resides: Toledo, OH

Acquired: Drafted in the 33rd round of the 2016 First Year Player Draft out of Central Michigan

ML Service: 0:148

ML Debut: September 16, 2020

Career Highlights

- * 26-year-old infielder enters his seventh professional season after splitting his time between the Major Leagues and Triple-A Oklahoma City last year
- * Owns a .218/.264/.406 slashline in the Majors, going 36-for-165 in 64 games with 29 RBI in two seasons...blasted his first career home run and RBI on April 3, 2021 at Colorado
- * Made his Major League debut on Sept. 16, 2020 at San Diego, pinch hitting for Justin Turner...later earned his first big league start and hit on Sept. 20, 2020 at Colorado, appearing in right field while roping a single and double
- * Had a breakout 2019 season, where he slashed a combined .300/.366/.516 and roped 24 doubles (career high), six triples (career high), 19 homers (career high) and 78 RBI (career high) with eight stolen bases in 121 games between Double-A Tulsa and Triple-A Oklahoma City
- * Garnered 2019 Mid-Season All-Star honors with Double-A Tulsa after slashing 279/.352/.455 with 16 doubles, four triples, 12 homers, 52 RBI and eight stolen bases in 95 games...ranked 17th in the league in slugging and OPS (.807) while ranking among the top Drillers in doubles (4th), triples (2nd), homers (5th), RBI (4th), stolen bases (2nd), walks (4th, 37) and total bases (3rd, 155)
- * Made his Triple-A debut on May 10 and collected a hit in 15 of his first 16 games, including seven consecutive games from May 10 to Aug. 10
- * Has logged the majority of his games at second base (1271.1INN) at a .970 clip with 19 errors in 634 chances, 272 putouts, 343 assists and 75 double plays...has also spent time at third (832.0INN, .933 FLD%), shortstop (621.1INN, .944 FLD%) and 92.1 innings across the outfield (.926 FLD%)
- * Drafted in the 33rd round of the 2016 First-Year Player Draft out of Central Michigan

Year-By-Year

2021

- * Split the season between the Dodgers and Triple-A Oklahoma City, combining for a .244 average across 100 games (40 games in minors, 60 games in majors)
 - * Played 60 games in the Majors, totaling a .215/.263/.405 slashline with nine doubles, seven home runs, and 29 RBI...had 50 strikeouts against ten walks
 - * Blasted three home runs over a ten game span from April 3 to April 14...notched his first career home run and RBI with the blast on April 3 at Colorado
 - * Knocked in four runs on June 27 against CHC, going 2-for-4 with a home run
 - * Was even keeled against left-handed and right-handed pitchers, producing a .224/.283/.367 and .211/.254/.422 slashlines respectively
 - * Made five stints with Triple-A Oklahoma City, playing in 40 games with a .272/.368/.510 slashline...tallied eight doubles, three triples, seven longballs, and 21 RBI
 - * Played multiple positions in the minors: second base (12 G), third base (4 G), shortstop (15 G), left field (6 G), and right field (1 G)...committed just six errors over 138 total chances
 - * Was put on the Injured List in April with a right oblique strain
- Had his best month in April, averaging .296 (16-for-54) with five doubles, three home runs, and 14 RBI...had a four game hit streak to start the season, occurring from April 1-5...stole his only base on June 2 against STL...faired well against big league starters,

registering a .250 average with 17 RBI...went 3-for-3 against Texas on June 13, tallying two RBI and a double...logged time at second base (20 G), third base (12 G), left field (14 G), and right field (23 G) in the Majors

2020

* Made his Major League debut against San Diego on Sept. 16, appearing as a pinch hitter for Justin Turner...also was a pinch hitter in games on Sept. 17 and Sept. 18 against San Diego

Started his first big league game in right field on Sept. 20 against Colorado, later recording his first ML hit with a double to left field...also stroked a single during that matchup...spent majority of the shortened season as a member of the Dodgers Player Pool, which practiced at USC throughout the year

2019

* Made his Triple-A debut on May 10 before spending the majority of the season with Double-A Tulsa...recalled to Triple-A OKC after slashing .279/.352/.455 with 16 doubles, four triples, 12 homers, 52 RBI and eight stolen bases in 95 games

* Promoted to Triple-A on Aug. 4 and collected a six-game hitting streak in his first week with the OKC Dodgers...went 13-for-23 (.565) with three doubles, two homers and 11 RBI...highlighted by a 4-for-4 effort on Aug. 9, when he connected on a career-high two homers and drove in six (career high) against Tacoma

* Continued his offensive tear and collected a hit in 15 of his first 16 games in the PCL...amassed a .482 average (27-for-56) during the span with six doubles, seven homers and 25 RBI with eight multi-hit efforts

Named a Mid-Season All-Star with Double-A Tulsa after sitting among the top of the club leaderboard in doubles (4th, 16), triples (2nd, 4), homers (5th, 12), RBI (4th, 52), stolen bases (2nd, 8), walks (4th, 37) and total bases (3rd, 155)...ranked 17th in the Texas League in slugging (.455) and OPS (.807)...capped his season with OKC slashing .382/.421/.753 with eight doubles, a pair of triples, seven homers and 26 RBI across 26 games...registered season highs in runs (70), hits (129), doubles (24), triples (6), homers (19), RBI (78), slugging (.516), OPS (.882) and total bases (222)...played a combined 52 games at second and posted a .974 fielding percentage with five errors in 191 total chances...also logged time at shortstop (46 games), third base (12 games) and outfield (10 games)

2018

* Played across three levels of the Dodgers' farm system and slashed a combined .282/.403/.458 with 11 doubles, four triples, seven homers, 24 RBI and two stolen bases

* Began the season at Single-A Great Lakes, where he batted .377 with a pair of doubles and triples, three homers and eight RBI with two stolen bases...hit at a .415 clip over 13 road games, compared to batting .250 in five games at Dow Diamond

Assigned to Advanced-A Rancho Cucamonga on May 31 and continued to turn out strong offensive numbers in the form of a .308/.447/.473 slashline with seven doubles, a triple, two homers and eight RBI across 33 games...paced the Cal League with his .447 OBP and ranked among the top Quakes in average (5th, .308) and OPS (7th, .920)...promoted to Double-A Tulsa on July 24 and spent the remainder of the season hitting .193 with a pair of doubles, a triple, two homers and eight RBI across 25 games in his second career stint with the Drillers...placed on the seven-day IL on April 23 and spent time on the temporary inactive list from June 14 - 17

2017

* In his first full season of professional baseball, slashed a combined .239/.331/.324 with 21 doubles, a triple, four homers, 33 RBI and seven stolen bases with Single-A Great Lakes and Rancho Cucamonga and Double-A Tulsa

Played 82 of his 114 games with Rancho Cucamonga after bouncing between the Quakes and Great Lakes (17) for the better part of the first half...finished the first half slashing .308/.478/.500 with seven doubles, a homer and three RBI in 17 games with Rancho Cucamonga...made his Double-A debut on June 9 and collected his first hit six games later, going 1-for-3 against Northwest Arkansas...compiled a .947 fielding percentage across the diamond...logged the bulk of his innings at third base, turning in a .911 fielding percentage with 13 errors in 146 chances over 53 games across three levels of the system at the hot corner...also spent time at second base (49 games, .972 FLD%) and shortstop (7 games, .943 FLD%)...wrapped his time with Tulsa collecting back-to-back multi-hit efforts on June 29 (3-for-4, RBI) and July 31 (2-for-4, 3B, RBI)

2016

Began his professional career with the AZL Dodgers...played in four games before ascending to Single-A Great Lakes for the remainder of the summer...in 41 games with the Loons, posted a .261/.350/.324 line with five doubles, a pair of triples and 14 RBI...ranked seventh on the team with six stolen bases and a .261 average, while finishing eighth in OBP (.350)...played 19 games at second and finished third on the squad with a .950 fielding percentage...also saw 18 games at third base (.965 FLD%) and five games at shortstop (.909 FLD%)

Personal

Zachary McKinstry...born April 29, 1995 in Toledo, OH...attended North Side HS (IN)...rated the No. 21 prospect in the state of Indiana by Perfect Game before committing to Central Michigan University...selected to the 2015 Louisville Slugger Freshman All-American team and garnered Second Team All-MAC honors...started all 61 games at shortstop during the 2016 season and led the Chippewas in batting average (.325), hits (79), OBP (.415), at-bats (243), stolen bases (12) and assists (157)...appeared in one summer ball game in the Cape Cod League with Orleans before being selected by the Dodgers in the 33rd round of the 2016 First-Year Player Draft

Career Batting Record

Year	Team	A/G	G	AB	R	H	2B	3B	HR	RBI	SH	SF	HP	BB	SO	SB	CS	OBP	SLG	E
2016	Great Lakes	.261	41	142	18	37	5	2	0	14	2	1	5	15	29	6	1	.350	.324	7
	AZL Dodgers	.176	4	17	1	3	0	1	0	0	0	0	0	3	0	1		.176	.294	2
2017	Tulsa	.256	15	39	5	10	1	1	0	2	6	0	0	6	8	0	0	.356	.333	2
	Rancho Cucamonga	.226	82	319	39	72	13	0	3	28	1	1	5	29	87	5	2	.299	.295	17
2018	Great Lakes	.308	17	52	10	16	7	0	1	3	0	0	0	17	10	2	1	.478	.500	2
	Tulsa	.193	25	83	7	16	2	1	2	8	0	0	0	4	21	0	0	.230	.313	1
2019	Great Lakes	.377	18	53	12	20	2	2	3	8	0	0	3	16	16	2	1	.542	.660	3
	Tulsa	.279	95	341	53	95	16	4	12	52	1	2	3	37	74	8	8	.352	.455	16
2020	Oklahoma City	.382	26	89	17	34	8	2	7	26	0	0	0	6	18	0	1	.421	.753	3
	LOS ANGELES	.286	4	7	1	2	1	0	0	0	0	0	0	3	0	0		.286	.421	0
2021	LOS ANGELES	.215	60	158	19	34	9	0	7	29	1	2	1	10	50	1	1	.263	.405	5
	Oklahoma City	.272	40	147	35	40	8	3	7	21	0	1	3	20	26	4	2	.368	.510	7
Major League - 2 years		.218	64	165	20	36	10	0	7	29	1	2	1	10	53	1	1	.264	.406	5
Dodger Totals - 2 years		.218	64	165	20	36	10	0	7	29	1	2	1	10	53	1	1	.264	.406	5
Minor League- 5 years		.270	396	1373	217	371	69	17	37	170	4	5	25	167	314	27	17	.359	.426	64

Career Single-Game Bests

Most Hits:	3, June 13, 2021 vs. TEX	Most Stolen Bases:	1, June 2, 2021 vs. ATL
Most RBI:	4, June 27, 2021 vs. CHC	Most Walks:	2, June 19, 2021 at ARI
Most Home Runs:	1, (6x), last, July 10, 2021 vs. ARI	Longest Hitting Streak:	4 games, June 25 - July 4, 2021
Most Runs Scored:	2, (2x), last, June 19, 2021 vs. ARI	Grand Slams:	1, June 27, 2021 vs. CHC (Alzolay)

Career Fielding Record

Position	PCT	G	PO	A	E	TC	DP
Second Base	.902	21	17	29	5	51	7
Third Base	1.000	12	5	16	0	21	1
Left Field	1.000	14	5	0	0	5	0
Right Field	1.000	24	29	3	0	32	0


Career Transactions

- July 5, 2016: Drafted in the 33rd round of the 2016 First Year Player Draft out of Central Michigan University.

Injured List

- April 22 - May 29, 2021 (right oblique strain)

2022





Max
MUNCY

IF | 13

@maxmuncy

Bats: Left **Throws:** Right
Height: 6-0 **Weight:** 215
Opening Day Age: 31
Born: August 25, 1990 in Midland, TX
Resides: Dallas, TX
Acquired: Signed as a free agent on April 28, 2017
ML Service: 5.027
ML Debut: April 25, 2015



Career Highlights

- * Over six big league seasons with the Athletics (2015-16) and Dodgers (2018-21), he has hit .240 with 79 doubles, six triples, 123 homers and 315 RBI in 576 games
- * Participated in his second All-Star game in 2021 at Coors Field and was selected as the starting designated hitter...had his first All-Star selection of his career in 2019
- * Had a breakout season in 2018, leading the Dodgers with 35 home runs (T-5th, NL) and a .582 slugging percentage... participated in the Home Run Derby and was selected for the NL's All-Star Final Vote, where he placed third
- * Ended the longest World Series game in history (2018 Game 3) when he hit a walk-off home run in the 18th inning off of Red Sox pitcher Nathan Eovaldi
- * Has appeared defensively at first base (329 games), second base (155 games) and third base (113 games), while also appearing in 17 games in right field and ten games in left field
- * Made his MLB debut on April 25, 2015 with Oakland vs. Houston, and picked up his first big league hit with a seventh-inning single off Scott Feldman
- * Stroked his first career Major League home run on May 17, 2015 against the White Sox with a two-run shot off of Jeff Samardzija
- * In 568 career minor league games, he has slashed .276/.382/.438 with 111 doubles, 12 triples, 62 home runs and 295 RBI
- * Selected by Oakland in the fifth round of the 2012 First-Year Player Draft

Year-By-Year

2021

- * First baseman slashed .249/.368/.527 with a career high 26 doubles, two triples, career high 36 home runs, and 94 RBI with 95 runs scored...was the team leader in home runs
- * Ranked amongst the best in the National League in several categories: home runs (4th, 36), runs (9th, 95), OBP (10th, .368), SLG (10th, .527), and RBI (11th, 94)
- * Spent majority of the season at first base (122 G, 101 GS) but also appeared at second base (39 G, 31 GS) and third base (7 G, 3 GS)...registered a combined .996 fielding percentage, committing just three errors in 939 total chances
- * Participated in his second All-Star game in 2021 at Coors Field and was selected as the starting designated hitter
- * Notched a 22-game on base streak from May 8 to June 2, posting a .338/.454/.688 with a 1.142 OPS during that span
- * Belted three home runs in back-to-back-to-back games twice this season, from May 11-14 and again from June 28-July 1...was tied with teammate Will Smith for most home run streaks of at least three longballs
- * Recorded a seven game hitting streak from July 7 - 17, averaging .419 with eight runs, 13 hits, three home runs, and 10 RBI during that span

* Suffered a torn UCL in the regular season finale on October 3 against Milwaukee after a defensive collision at first base

Best offensive month was May, producing a .330/.440/.714 clip with ten home runs, 19 RBI, and 23 runs scored... liked hitting from the comfort of Dodger Stadium, amassing a .269 average (64-for-238) with 15 doubles, 23 home runs, and 53 RBI...dependable in bases loaded situations, tallying a .667/.600/2.000 slashline with eight RBI while similarly producing a .346/.475/.669 slashline with runners in scoring position...was most productive when batting third, going 13-for-33 for a .394 average across nine games with five home runs and 11 RBI...was even keeled against both starting and relieving pitching, registering a .240 (67-for-279) average in 135 games and .261 (57-for-218) in 138 games, respectively ...totaled five RBI on two separate occasions, 7/17 at COL and 8/18 vs. PIT, hitting two home runs in each of those contests...went 4-for-5 on July 17 at Colorado, smashing two home runs for five RBI and two runs...went 2-for-3 on Aug. 18 vs. Pittsburgh, totaling three runs, two homers, and five RBI

2020

* Led the Dodgers in games (58) and plate appearances (248)...his 39 walks were fifth-most in the NL

* Finished the season with 12 homers and 37 RBI, recording his third straight double digit homer output of his career

* Started 31 games at first base, 14 games at third base and 11 games at second base...the only other Major Leaguer to start double-digit games at all three of those positions was Colorado's Ryan McMahon

* Was fourth in the Majors in pitches per plate appearance (4.43)

Appeared in all 18 postseason games, batting .250 with three homers and 18 RBI...26 of his 80 postseason plate appearances reached a full count... his 4.61 pitches per plate appearance in the postseason matched his metric from the 2018 postseason...since 1988, his two performances rank 15th and 16th in that category...walked 20 times, which is the second-most in any single postseason (behind Barry Bonds in 2002)

2019

* Made his first Opening Day roster and hit his first Opening Day homer in his second season with the Dodgers... went on to slash .251/.374/.515 and set career high marks in games played (141), runs (101), hits (122), doubles (22), RBI (98), walks (90) and stolen bases (4) while matching his 2018 single season high of 35 homers

* Participated in the 2019 All-Star Game at Progressive Field in Cleveland after his first All-Star selection of his career

* Over his first two seasons with the Dodgers, leads the club in walks (169), ranks second in runs (176), homers (70), RBI (177), OBP (.381) and slugging (.545), fourth in hits (226) and sixth in doubles (39) and average (.256)...sits among the top leaders in the NL in homers (6th), walks (6th), slugging (8th), OBP (11th) RBI (T-15th) and runs (16th) during the span

Ranked 13th among NL second basemen (min. 70 G) with a .973 fielding percentage (6 E) across a career-high 520.1 innings at second...recorded his 100th career RBI with a sacrifice fly on March 31 against the Diamondbacks... set a new career-high with five RBI on June 28, going 2-for-4 with a homer and five RBI...collected a career-high four hits in his first career walk-off on Aug. 4 against Arizona...proceeded to launch his second career walk-off home run on Aug. 21 to send the Dodgers to their league-leading 11th walk-off victory of the season...compiled an 11-game on-base streak from Aug. 10-23, slashing .250/.423/.750 and hitting safely in nine-consecutive contests...going 9-for-33 with 10 runs, a pair of doubles, six homers and 12 RBI during the hitting streak...from June 11-24, reached a career-high 10 consecutive games registering a hit, including a pair of doubles, four homers, 11 RBI and 10 walks against six strikeouts at a .310/.442/.643 clip...saw his best offensive month during May, when he led the team in homers (7) with Joc Pederson and ranked second in RBI (18) with a .302/.391/.583 line...turned in reverse splits at the plate after collecting a career-high 157 at-bats against left-handed pitching for a .268 average, compared to a .242 mark against right-handed pitching (330 AB)...ranked 11th overall in the NL and seventh among all in-fielding left-handed bats in the category...turned in his strongest Postseason series numbers to-date after going 5-for-19 (.263) with four runs, a career-best three homers and seven RBI with four walks against two strikeouts for a .391 OBP and 1.128 OPS...clubbed homers in back-to-back games during Games 2 and 3 of the NLDS...according to MLB Stats, he is the first Dodger player with three homers in consecutive Postseasons...over his last two Postseasons, he has homered six times, and sits in a three-way tie for second with Jose Altuve and Alex Bregman for most homers during the span...accrued a 5.7 WAR, which ranked seventh among NL position players

2018

* Saw his first action as a Dodger after entering the season as a non-roster invitee in big league camp...hit .263 with a .391 OBP, 35 homers and 79 RBI in 137 games with Los Angeles

* Led the Dodgers in both slugging percentage (.582) and home runs, which tied for fifth in the National League... among players with 375 or more at-bats, ranked among the NL's best in OBP (7th), SLG (2nd) and OPS (2nd), behind only the league's MVP Christian Yelich

* Batted .293 (27-for-92) and ranked second on the team with 79 RBI

Nearly made the All-Star team after finishing third in the NL's Final Vote, but still participated in the Home Run Derby where he won the first round against the Cubs' Javier Baez before being eliminated by the eventual champion Bryce Harper...appeared in all 16 of the Dodgers' Postseason games, going 10-for-50 (.200) with three homers and six RBI...ended the longest World Series game in history when he hit a walk-off home run in the 18th inning off of Red Sox pitcher Nathan Eovaldi to end Game 3...it was the longest World Series game in history in

both time (seven hours and 20 minutes) and innings...had his contract selected by the Dodgers from Triple-A Oklahoma City on April 17...slashed .313/.421/.563 in nine games with OKC

2017

* Spent the entire season with Triple-A Oklahoma City, slashing .309/.414/.491 with 62 runs, 20 doubles, one triple, 12 homers and 44 RBI in 109 games

* Averaged .366 with runners in scoring position while posting a .309 mark with runners on base

Excelled against right-handed pitchers, as he posted a .323 average, compared to a .258 mark against lefties...made his first career pitching appearance, allowing just two hits over 2.1 scoreless innings over three relief appearances

2016

Split the season between Oakland and Triple-A Nashville, hitting .186 with two homers and eight RBI in 51 big league games over three stints with the A's...batted .251 with eight home runs and 26 RBI in 64 games with Triple-A Nashville...posted a .360 OBP

2015

* Saw his first big league action in his fourth professional season, batting .206 with three homers and nine RBI in 45 games over four stints with Oakland

* Made his MLB debut on April 25 vs. Houston, and picked up his first big league hit with a seventh-inning single off Scott Feldman

* Blasted his first big league homer off Jeff Samardzija on May 17 vs. the White Sox

Had only two plate appearances in the Majors vs. left-handed pitchers (0-for-1, BB) with his other 110 PA coming vs. righties...reached the Triple-A level for the first time, and appeared in 60 games with Nashville, batting .274 with four homers and 35 RBI

2014

* Spent the entire campaign with Double-A Midland, earning a Texas League mid-season All-Star selection after hitting .264 with 23 doubles, seven homers and 63 RBI in 122 games

* Led the Texas League with a .385 OBP and 87 walks, which tied for fifth in all of minor league baseball...also ranked among the league's best in doubles (8th), RBI (3rd), hits (115, 10th) and OPS (.764, 9th)

Named Texas League Player of the Week for the week of July 14-20 after going 10-for-23 (.435) with six runs scored, one double, three home runs, 16 RBI and 10 walks...batted .237 with two home runs, three RBI, three walks and seven runs scored in nine postseason games to help Midland win the Texas League Championship

2013

* Began the year at Single-A Stockton and hit .285 with 21 home runs and 76 RBI in 93 games before earning a promotion to Double-A Midland July 14...hit .250 with the RockHounds and batted a combined .273 with 25 home runs and 100 RBI in 140 games overall

Tied for second in minor league baseball in games played and tied for 10th in RBI...led the A's farm system in home runs, RBI, walks (88) and total bases (249), ranked third in runs (89), hits (143) and extra base hits (53), fourth in slugging (.476) and fifth in on-base percentage (.381)...had a .400 on-base percentage with Stockton, which ranked fourth in the California League...was named to the Cal League mid-season All-Star team

2012

Made his professional debut with Single-A Burlington and hit .275 with 20 doubles, two triples, four home runs and 23 RBI in 64 games...drew 41 walks for a .383 on-base percentage

Personal

Maxwell Steven Muncy...resides in Keller, TX with his wife Kellie and daughter Sophie...graduated from Keller (TX) High School...attended Baylor University, where he was a Freshman All-American (2010), breaking Baylor freshman school records of HR (11) and RBI (53) and was a two-time All-Big 12 Conference selection at first base (2011 and 2012) for the Bears...selected by Oakland in the fifth round of the 2012 First-Year Player Draft and signed by scout Armann Brown.

Career Batting Record

Year	Team	AVG	G	AB	R	H	2B	3B	HR	RBI	SH	SF	HBP	BB	SO	SB	CS	OBP	SLG	E
2012	Burlington	.275	64	229	34	63	20	2	4	23	0	3	1	41	37	3	1	.383	.432	6
2013	Midland	.250	47	172	22	43	12	2	4	24	0	1	0	24	34	0	1	.340	.413	6
	Stockton	.285	93	351	67	100	13	1	21	76	0	6	7	64	68	1	1	.400	.507	3
2014	Midland	.264	122	435	59	115	23	3	7	63	0	6	2	87	92	7	2	.385	.379	8
2015	OAKLAND	.206	45	102	14	21	8	1	3	9	0	1	0	9	31	0	0	.268	.392	6
	Nashville	.274	60	212	24	58	14	1	4	35	0	4	1	26	58	0	1	.350	.406	6
2016	OAKLAND	.186	51	113	13	21	2	0	2	8	0	0	0	20	24	0	0	.308	.257	1
	Nashville	.251	64	223	34	56	7	2	8	26	1	4	5	35	54	5	0	.360	.408	1
2017	Oklahoma City	.309	109	320	62	99	20	1	12	44	0	1	4	54	84	3	6	.414	.491	11
2018	LOS ANGELES	.263	137	395	75	104	17	2	35	79	0	2	5	79	131	3	0	.391	.582	13
	Oklahoma City	.313	9	32	7	10	2	0	2	4	0	0	0	6	5	0	0	.421	.563	2
2019	LOS ANGELES	.251	141	487	101	122	22	1	35	98	0	4	8	90	149	4	1	.374	.515	14
2020	LOS ANGELES	.192	58	203	36	39	4	0	12	27	0	2	4	39	60	1	0	.331	.389	4
2021	LOS ANGELES	.249	144	497	95	124	26	2	36	94	0	1	11	83	120	2	1	.368	.527	3
Major League- 6 years		.240	576	1797	334	431	79	6	123	315	0	10	28	320	515	10	2	.361	.496	41
Dodger Totals-4 years		.246	480	1582	307	389	69	5	118	298	0	9	28	291	460	10	2	.371	.520	34
Minor League-7 years		.276	568	1974	309	544	111	12	62	295	1	25	20	337	432	19	12	.382	.438	43

Career Postseason Batting Record

Year	Team	AVG	G	AB	R	H	2B	3B	HR	RBI	SH	SF	HP	BB	SO	SB	CS	OBP	SLG
2018	NLDS: LAD vs. ATL	.182	4	11	4	2	0	0	2	4	0	0	0	6	5	1	0	.471	.727
	NLCS: LAD vs. MIL	.182	7	22	3	4	0	0	0	1	0	0	0	4	13	0	0	.308	.182
	WS: LAD vs. BOS	.235	5	17	3	4	1	0	1	1	0	0	0	2	5	0	0	.316	.471
2019	NLDS: LAD vs. WAS	.263	5	19	4	5	0	0	3	7	0	0	0	4	2	1	0	.391	.737
2020	NLWC: LAD vs. MIL	.000	2	5	0	0	0	0	0	0	0	0	0	2	4	0	0	.286	.000
	NLDS: LAD vs. SD	.273	3	11	3	3	1	0	0	2	0	0	0	4	2	0	0	.467	.364
	NLCS: LAD vs. ATL	.227	7	22	6	5	2	0	2	6	0	0	0	9	11	0	0	.452	.591
	WS: LAD vs. TB	.318	6	22	3	7	1	0	1	6	0	0	0	5	4	0	0	.444	.500
Postseason Totals		.233	39	129	26	30	5	0	9	27	0	0	0	36	46	2	0	.400	.481
LWC Totals		.000	2	5	0	0	0	0	0	0	0	0	0	2	4	0	0	.286	.000
LDS Totals		.244	12	41	11	10	1	0	5	13	0	0	0	14	9	2	0	.436	.634
LCS Totals		.205	14	44	9	9	2	0	2	7	0	0	0	13	24	0	0	.386	.386
WS Totals		.282	11	39	6	11	2	0	2	7	0	0	0	7	9	0	0	.391	.487

Career Single-Game Bests

Most Hits: 4 (2x), last, July 17, 2021 at COL
 Most RBI: 5 (2x), last, August 18, 2021 vs. PIT
 Most Home Runs: 2 (8x), last, August 18, 2021 vs. PIT
 Most Runs Scored: 3 (10x), last, Sept. 14, 2021 vs. ARI

Most Stolen Bases: 1 (10x), last, July 31, 2021 at ARI
 Most Walks: 5, April 25, 2021 vs. SD
 Longest Hitting Streak: 10 games, June 11, 2019 – June 22, 2019
 Grand Slams: 2, last, July 1, 2021 (Corbin)

Career Fielding Record

Position	PCT	G	PO	A	E	TC	DP
First Base	.993	329	1954	122	14	2090	142
Second Base	.984	155	184	293	8	485	75
Third Base	.920	113	36	183	189	238	10
Left Field	1.000	10	4	0	0	4	0
Right Field	1.000	17	27	1	0	28	0

Career Transactions

- June 5, 2012: Drafted by the Oakland Athletics in the 5th round of the 2012 amateur draft. Player signed June 18, 2012.
- March 31, 2017: Released by the Oakland Athletics.
- April 28, 2017: Signed as a Free Agent with the Los Angeles Dodgers.
- February 6, 2020: Signed a three-year extension with Los Angeles with a club option.

Injured List

- August 29 - September 13, 2019 (right wrist fracture)
- November 3, 2021 (UCL injury)



Jimmy
NELSON

RHP | 40

@jimmy_j_nelson

Bats: Right **Throws:** Right
Height: 6-6 **Weight:** 250
Opening Day Age: 31
Born: June 5, 1989 in Klamath Falls, OR
Resides: Niceville, FL
Acquired: Signed as a free agent on January 8, 2020
ML Service: 5.017
MLB Debut: September 6, 2013

Career Highlights

- * Enters his eighth ML season after spending six seasons with the Milwaukee Brewers and spent 2021 with the Dodgers
- * Made his debut in 2021 appearing in 28 games posting a 1-2 with 44 strikeouts and 13 walks
- * Owns a Major League career of 34-48 record and 4.22 ERA (303 ER/662.1 IP) across 147 games and 108 starts with 622 strikeouts against 253 walks
- * Fanned 50 batters across six starts in June 2017 to garner Brewers' Pitcher of the Month honors and tie Ben Sheets (September 2004) for second in Milwaukee franchise history in strikeouts for a single calendar month, behind only CC Sabathia (51 SO, August 2008)
- * Spun a complete game on June 18, 2017 vs. San Diego in a 2-1 victory, allowing one unearned run on six hits with 10 strikeouts against just a pair of walks
- * Led 2015 Brewer arms in starts (30), quality starts (13), wins (11), innings pitched (177.1) and strikeouts (148)
- * Named 2014 Pitcher of the Year, Baseball America Triple-A All-Star, Baseball America Minor League All-Star, Mid-Season and Post-Season All-Star with Triple-A Nashville after pacing the PCL in WHIP (0.919) and ranking second in the league with a career-best (min. 20 IP) 1.46 ERA and 10-2 record with 114 strikeouts
- * Selected to participate in the 2013 All-Star Futures Game at Citi Field
- * Was part of team no-hitter on Aug. 2, 2012, where he spun four-innings with four strikeouts to join Double-A Huntsville teammates Dan Merklinger (0.2 IP), R.J. Seidel (1.1 IP), Darren Byrd (2.0 IP) and Brandon Kintzler (1.0 IP) to mark the most pitchers used in a no-hitter in Southern League history
- * Rated as the Brewers' top prospect and No. 96 overall farmhand on Baseball America's 2014 Pre-Season ranking
- * Made his professional debut and first win with the Helena Brewers on July 4, 2010 (2.0 IP/2ER) where he fanned two, walked one and allowed three hits.
- * Drafted in the second round of the 2010 First Year Player Draft by the Milwaukee Brewers.

Year-By-Year

2021
 Bolstered a 1.86 ERA (6 ER/29.0 IP) in 29.0 innings with the Dodgers and held opponents to a .453 OPS...notched his only save in 2021 on May 16 at home against the Marlins
 Talled a season-high five strikeouts in 2.0 IP at home against the Diamondbacks as a reliever...wrestled opponents to a .169 average in that contest
 Opponents hit .109 on the road against him, fanning 20 and walked 11 batters in that stretch
 Good against righties, locking them to a .115 average...limited opponents to .141 average in 27.1 innings as a reliever with a 0.88 WHIP
 Held batters to a season-low .063 average in June...appeared in six games with nine strikeouts and only two walks
 Delt the most pitches per plate appearance (4.51) of his career in 2021...posted a career low first pitch strike percentage (41%)...
 Had a career-best in contact percentage against (.62.4%)

2020

* Did not play after undergoing lumbar surgery on July 7

2019

* Made three starts across 10 appearances after spending the 2018 season recovering from right shoulder surgery...went 0-2 with a 6.95 ERA over 22.0 frames

* Fanned 26 over his 22.0 innings to rank seventh among Brewer arms with a 10.6 strikeout per nine inning rate

Totaled 17 appearances, including four starts, between Single-A Wisconsin and Triple-A San Antonio...posted a combined 3-2 record and 4.79 ERA with 58 strikeouts over 41.1 innings...despite amassing a 6.95 ERA, posted a 3.60 ERA (4 ER/10.0 IP) in relief, compared to his 9.75 (13 ER/12.0 IP) mark as a starter...began the season on the 10-day injured list with a right shoulder injury...made a rehab assignment with Triple-A San Antonio on May 5 and was later optioned to San Antonio on May 24, where he totaled a 3-2 record and 4.69 ERA over four starts in 16 total appearances among three stints with the club...fanned 57 over 40.1 frames for a 12.7 strikeout per nine rate as a San Antonio Mission...concluded the season posting a career-high 12.6 strikeout per nine rate...placed back on the IL on June 26 with right elbow effusion before making a pair of rehab assignments with Single-A Wisconsin and Triple-A San Antonio...transferred from the 10-day IL to the 60-day IL with right elbow effusion on Aug. 5...wrapped the season on a rehab assignment with San Antonio...elected free agency on Dec. 2

2018

* Did not play...right shoulder surgery performed by Doctor Neal ElAttrache

2017

* Notched career highs in wins (12) and strikeouts (199) en route to his most dominant season on a Major League mound

* Accumulated a 3.49 ERA (68 ER/175.1IP) at a 10.2 strikeout per nine rate to rank eighth in the NL in ERA and ninth in strikeouts

* Collected a team-leading 17 quality starts and went 10-0 with a 1.69 ERA (22 ER/117.1IP) over the span

Tied for ninth in NL Cy Young voting...named Brewers' Pitcher of the Month for June after going 3-1 with a 2.88 ERA with 50 strikeouts across 40.2 innings...tied Ben Sheets (September 2004) for second in Milwaukee franchise history in strikeouts for a single calendar month, behind only CC Sabathia (51 SO, August 2008)...tossed his first career complete game on June 18 vs. San Diego, surrendering one unearned run on six hits with 10 strikeouts and just a pair of walks...amassed six, multi-strikeout games, he had only tossed one multi-strikeout performance prior to the 2017 season...cut his walk rate from 10.7 percent in 2016, to 6.6 percent in 2017...landed on the injured list and missed the rest of the season with a right-shoulder injury suffered on Sept. 8 at Chicago (NL)...underwent surgery on Sept. 19 in Los Angeles to repair a right rotator cuff strain and partial anterior labrum tear...the surgery was performed by Dr. Neal ElAttrache

2016

* Went 8-16 with a 4.62 ERA (92 ER/179.1IP) and 140 strikeouts over a career high 32 starts

* Led Milwaukee in starts (32), innings (179.1IP) and strikeouts (140)

* Named Brewers Pitcher of the Month for May, after posting a 2-1 record and 2.66 ERA across 40.2 innings with 34 strikeouts in six starts

Turned in a 3.40 ERA (36 ER/95.1IP) with 74 strikeouts across 16 starts at home, compared to his 6.00 ERA (56 ER/84.0 IP) mark and 66 strikeouts in 16 starts on the road...began the season strong, posting a 5-3 record with a 2.88 ERA in his first 11 starts...despite proceeding to go 3-13 at a 5.79 clip over his last 21 starts of the season, collected 13 quality starts with a 7-3 record and 2.41 ERA (23 ER/86.0 IP)...saw his best situational splits in one-run games, where he held opposing bats to a .207 average and fanned 50 across 62.1 innings over 10 starts for a 3-3 record and 2.45 ERA

2015

* Recorded an 11-13 record and 4.11 ERA (81 ER/177.1 IP) with 148 strikeouts against 65 walks in his first full Major-League season

* Led the Brewers in starts (30), quality starts (13), wins (11), innings pitched (177.1) and strikeouts (148)

* Named Brewers Pitcher of the Month for July, when he went 3-1 with a 1.64 ERA (6 ER/33.0 IP) with 32 strikeouts against 12 walks in five starts

Recorded 25.2 innings without allowing an earned run from July 24 to Aug. 9, including 17.0 consecutive scoreless innings from July 24 to Aug. 4...his 25.2-inning run was the fifth-longest streak in a season by a Brewer starter...went 8-1 with a 1.08 ERA (11 ER/91.1 IP) in 13 quality starts...secured his first career 10-plus strikeout game on May 8 vs. Chicago (NL), when he K'd 11 Cubs...placed on the 60-day injured list on Sept. 22 after taking a line drive to the head by St. Louis' Tommy Pham in his final start of the season on Sept. 17

2014

* Honored as the Brewers' Minor League Pitcher of the Year and Pacific Coast League Pitcher of the Year after going 10-2 with a 1.46 ERA (18 ER/111.0 IP) with 114 strikeouts in 17 games (16 starts) with Triple-A Nashville

* Split the season between Triple-A Nashville and Milwaukee, where he logged a pair of stints on May 25 and July 12 through the end of the season to total a 2-9 record and 4.93 ERA with 57 strikeouts over 14 games (12 starts)

Recalled on May 25 for a spot start at Miami and notched his first Major League win after twirling 5.2 innings of scoreless baseball with six strikeouts...paced PCL arms in WHIP (0.919) and ranked among the top in ERA (2nd, 1.46), wins (T-5th, 10) and win/loss percentage (6th, .833)...before his recall to Milwaukee on July 7, led the PCL in ERA (1.46), strikeouts (114) and tied for first in wins (10)...turned in six quality starts, five of which were consecutive outings from July 22 to Aug. 15...made a pair of relief appearances on Sept. 13 vs. Cincinnati and Sept. 18 at St. Louis...allowed a pair of earned runs over 1.1 innings between the two appearances...garnered PCL midseason and postseason All-Star recognition after entering the season rated as Milwaukee's top prospect by Baseball America

2013

* Made his Major League debut on Sept. 6 vs. Chicago (NL) and tossed a pair of scoreless innings, followed by his first Major League start on Sept. 28 at New York (NL)...received a no-decision after allowing an earned run on one hit and three walks with four strikeouts and a wild pitch over five innings in a 10-inning, 4-2 victory

* Participated in the All-Star Futures Game at Citi Field, where he issued a walk over an inning of work

* Totaled a 10-10 record and 3.25 ERA across 27 starts between Double-A Huntsville (12 G) and Triple-A Nashville (15 G)...wrapped the season pacing the organization with 163 strikeouts over 152.1 innings

Named Brewers' Minor League Pitcher of the Month for April after turning in a 3-0 record and 1.30 ERA over five starts with Double-A Huntsville...went 5-4 with a 2.74 ERA (21 ER/69.0 IP) in 12 starts as a Star and led the Southern League with his 72 K's before his ascent to Triple-A Nashville on June 3...named a Southern League All-Star...continued to overpower opposing offenses with 91 strikeouts in just 83.1 innings (15 GS) to rank ninth in the PCL with a 9.8 strikeout-per-nine rate...went 5-6 with a 3.67 ERA at Nashville before getting his contract selected by Milwaukee on Sept. 3...made four appearances with one start, allowing just one earned run on a pair of hits with eight strikeouts over 10.0 innings of work for a 0.90 ERA as a September call up...tabbed as the fifth-best organizational prospect by Baseball America

2012

* Split the season between A-Advanced Brevard County (13 G) and Double-A Huntsville (10 G) to go a combined 6-8 with a 2.83 ERA and 119 strikeouts across 23 starts

* Began the season with Single-A Brevard County, where he went 4-4 with a 2.21 ERA and 77 strikeouts across 13 starts

* Promoted to Double-A Huntsville on June 13 and spent the balance of the season posting a 2-4 record and 3.91 ERA with 42 strikeouts across 46.0 innings (10 GS)

Named a Florida State League All-Star...while with Double-A Huntsville, combined with four other Stars to toss a no-hitter on Aug. 2 vs. Chattanooga, marking the most pitchers used in a no-hitter in Southern League history...landed on the injured list from July 1 to July 27 with a strained right rotator cuff...went 2-3 with a 4.91 ERA across seven games (six starts) for the Desert Dogs of the Arizona Fall League

2011

* Tabbed by Baseball America as the eighth-best prospect in the Brewers' organization

* Played the entirety of the season with Single-A Wisconsin and posted an 8-9 record and 4.38 ERA across 26 games (25 starts) with 120 strikeouts over 146.0 innings

Went six or more innings in 15 of his 25 starts to the tune of a 2.36 ERA (24 ER/91.1 IP), including 14 quality starts...lowered his Pre All-Star ERA from 5.20 (36 ER/62.1IP) to 3.76 (35 ER/83.2IP) over his last 14 starts

2010

Began his professional career with Rookie-Level Helena where he tallied a 2-0 record and 3.71 ERA over 12 relief appearances...earned the win his debut on July 4 at Missoula after going 2.0 innings of two-run ball on a trio of hits and one walk with a pair of strikeouts...selected in the second round of the 2010 First Year Player Draft by the Milwaukee Brewers out of the University of Alabama (Tuscaloosa, AL)

Personal

James Jacob Nelson...originally drafted in the 39th round of the 2007 First Year Player draft by the Cincinnati Reds out of Niceville (FL) High School, but decided to play collegiately at the University of Alabama, where he went 14-9 with a 4.62 ERA in 58 games across three seasons with the Tide...father, Jim, played football and threw the shotput and discus at the University of Florida...mother, Deborah, played basketball at Florida State University...enjoys playing video games and working out...selected in the second round of the 2010 First Year Player Draft by the Milwaukee Brewers

Career Pitching Record

Year	Team	W-L	ERA	G	GS	CG	SHO	SV	IP	H	R	ER	HR	HB	BB	SO	WP	BK	AVG
2010	Helena	2-0	3.71	12	0	0	0	3	26.2	30	21	11	2	0	13	33	3	0	.268
2011	Wisconsin	8-9	4.38	26	25	1	0	0	146.0	146	81	71	9	6	65	120	13	1	.266
	Huntsville	2-4	3.91	10	10	0	0	0	46.0	34	25	20	2	3	37	42	4	0	.206
	Brevard Co.	4-4	2.21	13	13	1	0	0	81.1	63	24	20	3	5	25	77	5	0	.216
2013	MILWAUKEE	0-0	0.90	4	1	0	0	0	10.0	2	1	1	0	0	5	8	1	0	.065
	Nashville	5-6	3.67	15	15	1	0	0	83.1	74	39	34	2	4	50	91	6	2	.240
2014	MILWAUKEE	2-9	4.93	14	12	0	0	0	69.1	82	42	38	6	8	19	57	4	0	.292
	Nashville	10-2	1.46	17	16	0	0	0	111.0	70	23	18	3	4	32	114	10	1	.179
2015	MILWAUKEE	11-13	4.11	30	30	0	0	0	177.1	163	89	81	18	13	65	148	11	1	.246
2016	MILWAUKEE	8-16	4.62	32	32	0	0	0	179.1	186	108	92	25	17	86	140	8	0	.268
2017	MILWAUKEE	12-6	3.49	29	29	1	0	0	175.1	171	75	68	16	9	48	199	6	1	.257
2018									DID NOT PLAY										
2019	MILWAUKEE	0-2	6.95	10	3	0	0	0	22.0	25	18	17	4	2	17	26	1	0	.291
	San Antonio	3-2	4.69	16	4	0	0	0	40.1	33	24	21	4	3	24	57	8	0	.219
	Wisconsin	0-0	9.00	1	0	0	0	0	1.0	2	1	1	0	0	0	1	0	0	.400
2021	LOS ANGELES	1-2	1.86	28	1	0	0	0	29.0	14	8	6	0	4	13	44	4	1	.143
Major League- 7 years		34-48	4.12	147	108	1	0	0	662.1	643	341	303	69	53	253	622	35	3	.255
Dodger Totals - 1 year		1-2	1.86	28	1	0	0	0	29.0	14	8	6	0	4	13	44	4	1	.143
Minor League- 6 years		39-31	3.23	122	95	4	0	3	604.2	515	272	217	30	34	261	607	53	4	.231

Career Single-Game Bests

Low-Hit Complete Game:	6, June 18, 2017 vs. SD	Most Strikeouts:	11, 4x, last September 1, 2017 vs. WSH
Most Innings Pitched Starter:	9.0, June 18, 2017 vs. SD	Most Walks:	8, August 26, 2015 at CLE
Most Innings Pitched Reliever:	2.0, September 29, 2019 at COL	Longest Winning Streak:	4, July 18 - August 21, 2015
Most Earned Runs Allowed:	9, August 11, 2017	Longest Losing Streak:	7, August 10 - September 26, 2014

Career Fielding Record


Position	PCT	G	PO	A	E	TC	DP
Ptchcr	.909	23	4	6	1	11	0

Career Transactions

- June 8, 2010: Drafted by the Milwaukee Brewers in the 2nd round of the 2010 amateur draft. Player signed June 22, 2010.
- January 8, 2020: Signed as a Free Agent with the Los Angeles Dodgers.

Injured List

- September 22, 2015 - end of season (head contusion)
- September 15 - October 2, 2017 (right shoulder impingement)
- March 28, 2018 - end of season (right shoulder inflammation)
- March 27 - June 28, 2019 (right shoulder injury)
- August 15- September 1, 2019 (right elbow effusion)
- May 23- June 3, 2021 (left lumbar strain)
- July 9 -25, 2021 (left lumbar strain)
- August 6 - end of season (right elbow strain)





Darien NÚÑEZ

LHP | 62

@dariennunez9

Bats: Left **Throws:** Left

Height: 6-2 **Weight:** 215

Opening Day Age: 29

Born: March 19, 1993 in Las Tunas, Cuba

Resides: Santo Domingo, D.R.

Acquired: Signed as an international free agent on April 16, 2018

ML Service: 0.078

MLB Debut: July 9, 2021

Career Highlights

- * Southpaw enters his third professional season with the Dodgers after making his Major League debut on July 9, 2021 against the Arizona Diamondbacks
- * Carries a 10-2 career mark over 77 games (one start) in the minors paired with a 2.29 ERA (31 ER/121.2 IP)...has struck out 195 batters and walked 46 for a 1.07 WHIP
- * Owns a 0-1 record in the Majors across six games (one start) with a 8.22 ERA (7 ER/7.2 IP) and eight strikeouts...has given up four walks and kept the opposition to a .276 average (8-for-29)
- * Made his big league debut against the Diamondbacks on July 9, 2021...tossed 2.0 innings, allowing two runs (one earned) on one hit (homerun) and struck out three of the opposition
- * Struck out Daulton Varsho of the D-Backs on five pitches for his first Major League punchout
- * Named a 2021 MiLB.com Organizational All-Star and was awarded AAA West Pitcher of the Week in May 2021 as a member of Triple-A Oklahoma City
- * Was signed as free agent on April 16, 2018

Year-By-Year

2021

- * Made stops at Double-A Tulsa and Triple-A Oklahoma City before making his Major League debut with the Dodgers on July 9 against Arizona
- * Appeared in just one game for Double-A Tulsa, pitching a scoreless inning of relief with three strikeouts and two hits
- * Spent 31 total games with Triple-A Oklahoma City, garnering a perfect 7-0 record over 31 games (one start) with a 2.42 ERA (14 ER/52.0 IP) and 0.96 WHIP...fanned 80 batters and walked just 20 while limiting the opposition to a .168 batting average
- * Held a 3-0 record over 17 appearances on the road with Oklahoma City, registering 45 strikeouts against 18 walks
- * Named a 2021 MiLB.com Organizational All-Star and was awarded AAA West Pitcher of the Week in May
- * In his big league debut, the lefty struck out three batters and allowed two runs (one earned) on one hit (home run)...took the loss in the matchup
- * Garnered a 0-1 record with 8.22 ERA (7 ER/7.2 IP) in six Major League contests...fanned eight batters and walked four to produce a 1.57 WHIP...held his Major League opposition to a .276/.364/.655 slashline

2020

- * Did not participate in 2020 season due to shut down of minor league play because of COVID-19

2019

- * Pitched in five games for Rookie-level Ogden, securing a 1-0 record with a 4.05 ERA (3 ER/6.2 IP)...struck out 12 batters against just three walks
- * Limited hitters to a .200 average and produced a 1.20 WHIP with the Raptors
- * Was promoted to Single-A Rancho Cucamonga on June 28, where he pitched 2.2 scoreless frames the next day with four strikeouts against Lansing
- * Produced a 1-0 mark across 19 games with the Quakes, keeping the opposition to a .174 average with a 2.38 ERA (14 ER/53.0 IP)...fanned 83 batters and walked 20

2018

* Garnered a 1-2 record over 21 games with a 2.23 ERA (9 ER/36.1IP) and 57 strikeouts across four levels of minor league play: AZL Dodgers, DSL Dodgers, Rookie-level Ogden, and Single-A Great Lakes

* Spent majority of the season with Single-A Great Lakes, striking out 46 batters with just 12 walks over 17 games...earned a 1-2 record with a 2.67 ERA (9 ER/30.1IP)

Personal

Darien Núñez...born in Las Tunas, Cuba on March 19, 1993

Career Pitching Record

Year	Team	W-L	ERA	G	GS	CG	SHO	SV	IP	H	R	ER	HR	HB	BB	SO	WP	BK	AVG
2018	AZL Dodgers	0-0	0.00	2	0	0	0	0	30	1	0	0	0	0	0	5	0	0	.100
	Ogden	0-0	0.00	1	0	0	0	0	10	0	0	0	0	0	0	3	0	0	.000
	DSL Dodgers	0-0	0.00	1	0	0	0	0	20	1	0	0	0	0	1	3	0	0	.143
	Great Lakes	1-2	2.67	17	0	0	0	2	301	28	9	9	2	2	12	46	1	0	.246
2019	Ogden	1-0	4.05	5	0	0	0	0	62	5	3	3	0	1	3	12	0	0	.200
	Rancho Cucamonga	1-0	1.75	19	0	0	0	2	252	17	5	5	1	0	10	43	1	0	.187
2021	Tulsa	0-0	0.00	1	0	0	0	0	10	2	0	0	0	0	0	3	0	0	.400
	Oklahoma City	7-0	2.42	31	1	0	0	1	520	30	15	14	4	1	20	80	5	0	.168
	LOS ANGELES	0-1	8.22	6	1	0	0	0	72	8	8	7	3	0	4	8	0	0	.276
	Major League - 1 year	0-1	8.22	6	1	0	0	0	72	8	8	7	3	0	4	8	0	0	.276
	Los Angeles - 1 year	0-1	8.22	6	1	0	0	0	72	8	8	7	3	0	4	8	0	0	.276
	Minor League- 3 years	10-2	2.29	77	1	0	0	4	1212	84	32	31	7	4	46	195	7	0	.194

Career Single-Game Bests

Low-Hit Complete Game:	---	Most Strikeouts:	3, July 9, 2021 vs. ARI
Most Innings Pitched Starter:	---	Most Walks:	2, August 15, 2021 at NYM
Most Innings Pitched Reliever:	2.0, (2x), last, July 20, 2021 vs. SF	Longest Winning Streak:	---
Most Earned Runs Allowed:	2, (2x), last, August 15, 2021 at NYM	Longest Losing Streak:	1 game, July 9, 2021 - current

Career Fielding Record

Position	PCT	G	PO	A	E	TC	DP
Pitcher		1000	6	0	2	0	2

Career Transactions

• April 16, 2018: Signed by the Los Angeles Dodgers as an amateur free agent.

Injured List

• August 7 - 15, 2021 (protocols)



James
OUTMAN

OF | 197

@jamesoutman

Bats: Left **Throws:** Right

Height: 6-3 **Weight:** 215

Opening Day Age: 24

Born: May 14, 1997 in Redwood City, CA

Resides: Redwood City, CA

Acquired: Drafted in the seventh round of the 2018 First Year Player Draft out of Sacramento State

Career Highlights

- * Slugging outfielder enters his second big league camp in 2022...owns a .249/.350/.456 minor league career slashline over three seasons (2018-21)
- * Has a .249 career batting average with a .806 OPS percentage, 48 homers and 143 RBI in 278 minor league games...has been successful on 55 of his 71 career stolen base attempts
- * Recognized as a Rising Star in the 2021 Arizona Fall League with the Glendale Desert Dogs
- * Tied for second in the Single-A Midwest League with 19 home runs in 2019
- * In his first pro season in 2018, tied for the Rookie-advanced Ogden team lead with 11 home runs, while posting a .264/.350/.490/.841 slashline in 55 games
- * Selected by the Dodgers in the seventh round of the 2018 First-Year Player Draft out of Sacramento State University

Year-By-Year

2021

- * Split his time between Single-A Great Lakes and Double-A Tulsa, playing in 104 combined games for a .266 average (110-for-414)
- * Set career-highs in doubles (21), triples (9), stolen bases (23), walks (63), runs (90), hits (110), and total bases (203)
- * With Single-A Great Lakes, the California native slashed .250/.385/.472 with 117 total bases and 21 stolen bases...was identical against righties and lefties, batting .250
- * With Double-A Tulsa, the righty slugged nine doubles, batted in 24 runs, and smashed nine longballs...hit .253 (19-for-75) in the month of September
- * Went 3-for-5 with three runs score on August 4 with Tulsa, clubbing a double, two home runs, two RBI, and ten total bases
- * Recognized as an AA Central Offensive Player of the Week in August with Tulsa...also earned honors as a Rising Star in the Arizona Fall League with the Glendale Desert Dogs

2020

- * Did not participate in the 2020 season after the minor league season was cancelled

2019

- * Promoted to Single-A Great Lakes for the entire season, playing five different positions throughout the year: center field (93 G), right field (10 G), left field (10 G), first base (1 G), and shortstop (1 G) over 119 games
- * Registered a .997 fielding percentage...committed just three errors in 274 chances across 978.0 innings
- * Averaged .226 (100-for-442), smashing 19 home runs, 15 doubles, four triples, and 56 RBI...struck out 128 times and walked 56 over 119 games
- * Excelled on the road, batting .293 (34-for-114) with seven doubles, five home runs, and 17 RBI
- * Was even keeled against both left-handed pitching and right-handed pitching, producing a .223 (21-for-94) and .227 (79-for-348) batting average respectively

2018

- * Played in 55 games with Rookie-level Ogden, totaling a .264 average (55-for-208) with eight doubles, three triples, 11 home runs, and 33 RBI...also stole 12 bases
- * Earned a .840 OPS despite striking out 56 times and walking 24...was even keeled against both left-handed and right-handed hitters, garnering a .232/.328/.482 and .276/.358/.493 slashline respectively
- * Started 39 games in center field, committing just three errors in 92 total chances for a .967 fielding percentage...also appeared in 15 games as the designated hitter
- * Awarded Pioneer League Player of the Week on August 19

Personal

James Outman...played three seasons of college ball at Sacramento State University, where he was selected Academic All-WAC in 2018...was a two-sport star, baseball and football, at Junipero Serra High School in San Mateo, CA...selected by the Dodgers in the seventh round of the 2018 First-Year Player Draft.

		Career Batting Record																			
Year	Team	AVG	G	AB	R	H	2B	3B	HR	RBI	SH	SF	HP	BB	SO	SB	CS	OBP	SLG	E	
2018	AZL Dodgers	.192	10	26	5	5	1	0	1	3	0	0	2	6	4	1	1	.382	.346	0	
	DSL Dodgers	.236	42	140	34	33	8	0	9	33	0	1	14	23	31	9	6	.393	.486	2	
2019	Ogden	.298	63	235	57	70	22	2	19	55	0	3	15	26	79	7	6	.398	.651	5	
	Great Lakes	.250	65	248	50	62	12	8	9	30	0	1	10	45	88	21	2	.385	.472	0	
2021	Tulsa	.289	39	166	40	48	9	1	9	24	0	0	3	18	51	2	2	.369	.518	0	
	Minor League - 3 years	.249	278	1064	199	265	44	16	48	143	0	5	25	143	323	55	16	.350	.456	7	

Career Transactions

- June 10, 2018: Drafted in the seventh round of the 2018 draft out of Sacramento State University,

Injured List

- Has not been on the injured list in the Major Leagues





Evan
PHILLIPS

RHP | 59

@evan_phillips33

Bats: Right **Throws:** Right

Height: 6-2 **Weight:** 215

Opening Day Age: 27

Born: September 11, 1994 in Salisbury, MD

Resides: Salisbury, MD

Acquired: Claimed off waivers on August 16, 2021 from Tampa Bay

ML Service: 1.136

MLB Debut: July 3, 2018

Career Highlights

- * Maryland native enters his second year with Los Angeles after being claimed off waivers from Tampa Bay in August 2021
- * In 56 career games (one start) in the Majors, the righty owns a 2-4 record with 6.68 ERA (50 ER/67.1IP) with 79 strikeouts... possesses a 10.56 strikeout-per-nine innings mark with a .261/.385/.414 career slashline
- * Earned his first Major League win on August 2, 2020 vs. Tampa Bay with Baltimore, tossing a scoreless frame with a strikeout...later recorded his first save on August 13, 2021 against Minnesota as a member of Tampa Bay, firing 3.0 innings of one-run ball, striking out two
- * Made his Major League debut with the Braves on July 3, 2018 at New York (AL), tossing 2.1innings and allowing two runs on one hit, one home run with two walks and a strikeout
- * Became the 26th Maryland-born player to appear in a game for the Orioles on August 3, 2018
- * Owns a lifetime 19-20 record over 187 games (two starts) in the minors, producing a 3.76 ERA (110 ER/263.0 IP) with 306 strikeouts against 118 walks...has a 1.28 WHIP and has limited hitters to a .229 batting average
- * Was named a 2018 Mid-Season All-Star with Triple-A Gwinnett and in 2016 with Single-A Carolina...also awarded as an AFL Rising Star in 2016 with the Salt River Rafters
- * Originally selected by the Atlanta Braves in the 17th round of the 2015 First-Year Player Draft and signed by scout Billy Best

Year-By-Year

2021

- * Made stops at Triple-A Norfolk and Triple-A Durham before appearing in one game with Tampa Bay and later seven games with Los Angeles
- * Combined for a 1-1 record over eight games between the Rays and Dodgers, posting a 3.38 ERA (5 ER/13.1IP) and 1.20 WHIP... struck out 11 batters and walked just five
- * Recorded his first save on August 13, 2021 against Minnesota as a member of Tampa Bay, firing 3.0 innings of one-run ball, striking out two...his 3.0 innings matched his career-high
- * Was tough against left-handed and right-handed batters, limiting the opposition to a .125 and .286 average respectively
- * Struck out two batters in five different games and did not allow a run in four of his eight relief appearances
- * Made his first Major League Postseason roster, pitching in two games for a total of 3.0 scoreless innings...allowed just one hit and struck out six
- * Pitched in 18 games with Triple-A Norfolk, producing a 1-1 record...struck out 35 batters across 25.0 innings and walked 14, recording two holds
- * With Triple-A Durham, the righty appeared in two games (one start) for 3.1innings, striking out three without issuing a walk

2020

- * Pitched in 14 games for Baltimore, registering a 1-1 record with a 5.02 ERA (8 ER/14.1IP)
- * Struck out 20 batters and walked ten...put out a 1.67 WHIP
- * Limited lefties to a .158 average while keeping right-handed batters to a .297 average...also did not give up a hit in any bases

loaded situations

- * Earned his Major League win on August 2, 2020 vs. Tampa Bay with Baltimore, tossing a scoreless frame with a strikeout
- * His longest outing occurred on Sept. 19 against Tampa Bay, where he tossed 2.0 scoreless innings with four strikeouts and just one hit allowed
- * Fanned four batters on two different days (9/17 at TB, 9/19 vs. TB)...did not allow a walk in nine of his 14 relief appearances
- * Did not allow a run in ten of his 14 outings, striking out 16 through 10.2 innings

2019

- * Bounced between Triple-A Norfolk and the Orioles...made eight different stints in the big leagues throughout the year
- * Was recalled on April 9 and made his season debut that night against Oakland, working a career-high 3.0 shutout innings in relief and striking out a career-high four batters
- * Struck out 40 batters in 28.0 innings with the Orioles, averaging 12.86 strikeout-per-nine innings mark...struck out multiple batters in 12 of his 25 appearances
- * Recalled as the 26th player for the doubleheader on May 15...was later recalled for the final time on September 3, allowing just one run in his final seven appearances (8.2 IP)
- * Made 27 appearances for Triple-A Norfolk, going 1-2 with a 3.86 ERA (17 ER/39.2 IP), 17 walks, and 44 strikeouts

2018

- * Made his Major League debut with the Braves on July 3 at NYY, tossing 2.1 innings and allowing two runs on one hit, one home run with two walks and a strikeout
- * Made his Orioles debut on August 3 at Texas, tossing 2.0 scoreless frames with three strikeouts
- * Registered his first career start on Sept. 17 vs. Toronto, working 2.0 innings and allowing three runs on three hits, one home run, with two punchouts
- * Made four appearances for Atlanta, going 0-0 with a 8.53 ERA (6 ER/6.1IP), four walks, and three strikeouts
- * Made 39 appearances combined between Triple-A Gwinnett and Triple-A Norfolk, going 4-6 with eight saves, a 2.28 ERA (13 ER/51.1IP) and 72 strikeouts
- * Became the 26th Maryland-born player to appear in a game for the Orioles

2017

- * Made 40 combined appearances between Double-A Mississippi and Triple-A Gwinnett, going 3-4 with a 6.14 ERA (35 ER/51.1 IP) and 53 punchouts
- * Started the campaign with Mississippi before being promoted to Gwinnett on May 30...made two stints on the injured list, from May 10-17 with a left toe contusion and again from August 24-31 with a left thigh bruise
- * Allowed only one run in a stretch of 20.1 innings, spanning from May 9 – June 30, lowering his ERA from 12.83 to 0.71 during that span

2016

- * Divided his season between Single-A Advanced Carolina and Double-A Mississippi, combining to go 8-4 with a 3.02 ERA (21 ER/62.2 IP) with 62 strikeouts in 43 games
- * Was second among Braves minor leaguers in saves (10) and was tied for seventh in wins (8)
- * Named a Carolina League Mid-Season All-Star...following the season, he played for the Salt River Rafters of the Arizona Fall League

2015

- * Split his first professional season between Rookie-level Danville and Single-A Rome...pitched to a 2-3 record with a 2.73 (9 ER/29.2 IP) and 37 strikeouts in 18 games across two levels
- * His 11.2 strikeout-per-nine innings was the fifth-highest mark in the Braves minor leagues (min. 20.0 IP)

Personal

Evan John Phillips...married to wife Elizabeth...born on Sept. 11, 1994 in Salisbury, Maryland...attended college at University of North Carolina Wilmington...originally selected by the Atlanta Braves in the 17th round of the 2015 First-Year Player Draft...signed by scout Billy Best

Career Pitching Record

Year	Team	W-L	ERA	G	GS	CG	SHO	SV	IP	H	R	ER	HR	HB	BB	SO	WP	BK	AVG
2015	Danville	1-1	0.68	6	0	0	0	0	131	8	1	1	1	0	4	17	1	0	.178
	Rome	1-2	4.41	12	0	0	0	2	161	13	9	8	1	2	8	20	3	0	.228
2016	Carolina	2-1	1.27	21	0	0	0	8	281	18	6	4	0	1	8	19	0	0	.180
	Mississippi	6-3	4.46	22	0	0	0	2	341	33	21	17	2	1	16	43	3	0	.262
2017	Mississippi	1	8.14	15	0	0	0	1	210	22	19	19	5	1	11	24	1	0	.278
	Gwinnett	2-3	4.75	25	1	0	0	2	301	30	17	16	1	3	23	29	2	0	.268
2018	Gwinnett	4-4	1.99	31	0	0	0	8	402	28	12	9	1	4	14	59	4	0	.199
	Norfolk	0-2	3.38	8	0	0	0	0	102	6	4	4	1	0	3	13	0	0	.158
	BALTIMORE	0-1	18.56	5	1	0	0	0	51	7	13	11	2	1	6	5	1	0	.304
	ATLANTA	0-0	8.53	4	0	0	0	0	61	6	6	6	3	0	4	3	0	0	.240
2019	Norfolk	1-2	3.86	27	0	0	0	1	392	35	18	17	2	3	17	44	5	0	.233
	BALTIMORE	0-1	6.43	25	0	0	0	0	28.0	32	20	20	2	5	20	40	2	0	.286
2020	BALTIMORE	1-1	5.02	14	0	0	0	0	141	14	8	8	1	3	10	20	1	1	.250
2021	Durham	0-0	2.70	2	1	0	0	0	31	4	1	1	0	0	0	3	0	0	.286
	Norfolk	1	5.04	18	0	0	0	0	25.0	21	16	14	5	0	14	35	2	1	.233
	TAMPA BAY	0-0	3.00	1	0	0	0	1	3.0	3	1	1	1	0	0	2	0	0	.250
	LOS ANGELES	1	3.48	7	0	0	0	0	101	8	5	4	0	1	5	9	1	0	.200
Major League - 4 years		2-4	6.68	56	1	0	0	1	671	70	53	50	9	10	45	79	5	1	.261
Los Angeles - 1 year		1-1	3.48	7	0	0	0	0	101	8	5	4	0	1	5	9	1	0	.200
Minor League- 6 years		19-20	3.76	187	2	0	0	24	263.0	218	124	110	19	15	118	306	21	1	.229

Career Postseason Pitching Record

Year	Team	W-L	ERA	G	GS	CG	SHO	SV	IP	H	R	ER	HR	HB	BB	SO	WP	BK
2021	NLCS: LAD vs. ATL	1-0	0.00	2	0	0	0	0	3.0	1	0	0	0	0	2	6	0	0
Postseason Totals		1-0	0.00	2	0	0	0	0	3.0	1	0	0	0	0	2	6	0	0
LCS Totals		1-0	0.00	2	0	0	0	0	3.0	1	0	0	0	0	2	6	0	0

Career Single-Game Bests

Low-Hit Complete Game:	---	Most Strikeouts:	4, (3x), last, Sept. 19, 2020 vs. TB
Most Innings Pitched Starter:	2.0, Sept. 17, 2018 vs. TOR	Most Walks:	4, August 16, 2020 vs. WAS
Most Innings Pitched Reliever:	3.0, (2x), last, August 13, 2021 at MIN	Longest Winning Streak:	1, (2x), last, August 19, 2021 - current
Most Earned Runs Allowed:	4, (4x), last, August 15, 2018 vs. NYM	Longest Losing Streak:	2 games, Sept. 17, 2018 - May 1, 2019

Career Fielding Record

Position	PCT	G	PO	A	E	TC	DP
Pitcher	1000	56	1	2	0	3	0

Career Transactions

- June 10, 2015: Drafted by the Atlanta Braves in the 17th round of the 2015 amateur draft. Player signed June 12, 2015.
- July 31, 2018: Traded by the Atlanta Braves with Brett Cumberland (minors), JC Encarnación (minors), Bruce Zimmermann and international bonus slot money to the Baltimore Orioles for Kevin Gausman and Darren O'Day.
- August 4, 2021: Signed as a Free Agent with the Tampa Bay Rays.
- August 16, 2021: Selected off waivers by the Los Angeles Dodgers from the Tampa Bay Rays.

Injured List

- Sept. 23 -28, 2020 (right elbow inflammation)
- August 20 - 30, 2021 (right quad strain)



David PRICE

LHP | 33

@davidprice14

Bats: Left **Throws:** Left**Height:** 6-5 **Weight:** 215**Opening Day Age:** 36**Born:** August 26, 1985 in Murfreesboro, TN**Resides:** Nashville, TN**Acquired:** Trade from Boston along with Mookie Betts for Alex Verdugo, Jeter Downs and Connor Wong on February 10, 2020**ML Service:** 11,164**MLB Debut:** September 14, 2008**All-Star**
(5: 2010-12, 2014-15)**CY Young**
(1: 2012)

Career Highlights

* Made his Dodger debut in 2021 after opting out of 2020 season due to health concerns surrounding Covid-19...was acquired by Los Angeles from Boston on Feb. 10, 2020

* Five-time All-Star (2010-12, 2014-15) and Cy Young award winner enters his 14th Major League season after stints in Tampa Bay (2008-14), Detroit (2014-15), Toronto (2015), Boston (2016-19), and Los Angeles (2020-21)

* Owns a career 155-82 record with one save and 3.33 ERA across 360 games (322 GS)...owns 2,039 strikeouts against 553 walks

* Recorded his 2,000th strikeout on May 27, 2021 against San Francisco, sat down Curt Casali on two sinkers and a changeup

* Won the 2012 AL Cy Young Award after leading the AL in wins (20), winning percentage (.800) and ERA (2.56) and is the only No. 1 overall Draft pick to win the award...finished as runner-up in 2010 and 2015

* Ranks among active pitchers in wins (7-7th), starts (10th), innings (2103.1, 8th), complete games (17, 8th) and strikeouts (7th)...among those with 150+ starts, ranks fourth in winning percentage (.652), 10th in career ERA, 15th in opponents' batting average (.237) and 12th in WHIP (1.15)

* Topped the Majors in strikeouts in 2014 with 271...led the American League in ERA in 2012 (2.56) and 2015 (2.45)

* Has twice led teams to the World Series and won a championship with Boston in 2018...as a rookie in 2008, posted a 1.59 ERA in five relief appearances to lead the Rays to their first AL pennant in franchise history...went 3-1 in six games (five starts) during the Red Sox's 2018 championship run, including picking up two wins and posting a 1.98 ERA (3 ER/13.2 IP) in the World Series vs. Los Angeles...went 7.0 strong innings to earn the win in the Game 5 clinching victory

* Pitched seven years in Tampa Bay, and ranks among the franchise's all-time leaders in wins (82, 2nd), starts (170, 3rd), innings (1143.2, 2nd) and strikeouts (1065, 3rd)

* Selected by Tampa Bay with the first overall pick in the 2007 First-Year Player Draft out of Vanderbilt University

Year-By-Year

2021

* Garnered a 5-2 overall record across 39 games (11 starts) with a 4.03 ERA (33 ER/73.2 IP)...struck out 58 batters against just 26 walks

* Made 11 starts throughout the year, going 0-2 with a 3.92 ERA (18 ER/41.1 IP) and 34 strikeouts against just 11 walks...kept hitters to a .234/.288/.392 slashline

* Struck out his 2,000th career batter on May 27 against the San Francisco Giants...sat down Curt Casali on two sinkers and a changeup

* Tossed 5.2 innings on July 23, his longest outing since his start two years earlier on July 24, 2019 where he hurled 6.0 innings against Tampa Bay as a member of the Boston Red Sox

* Recorded his first career save on April 15 against Colorado, striking out two

* Was sidelined with a right hamstring injury from April 26 to May 17

Allowed just eight home runs over 326 batters faced...limited the opposition to an overall .272/.339/.428 slashline... struck out five batters over 2.2 innings on May 27 against the Giants...recorded ten hitless appearances... performed four times on zero days rest, going 2-0 with four strikeouts

2020

* Opted out of season due to health concerns surrounding Covid-19...announced decision on July 4

* Acquired by the Dodgers on Feb. 10, 2020 in a trade with outfielder Mookie Betts and cash from Boston in exchange for outfielder Alex Verdugo, minor league infielder Jeter Downs and minor league catcher Connor Wong

2019

* Went 7-5 with a 4.28 ERA (51 ER/107.1 IP) across 22 starts with 128 strikeouts

* Notched 150 career wins, 300 starts, 2000.0 innings and 10 years of service time...wrapped the season just 19 strikeouts away from 2,000 Ks

* Despite accruing a 6.91 ERA (33 ER/43.0 IP) in 10 starts on four day's rest, tallied a 2.78 ERA (18 ER/58.1 IP) in 11 starts on five or more day's rest

Owned a 3.46 ERA (16 ER/41.2 IP) across eight home starts...placed on the injured list from May 3-19 with left elbow tendinitis and Aug. 5-13 with a left wrist injury...made his last start on Sept. 1 and wrapped the season sidelined with a cyst on his left wrist...posted a 4-1 record and 1.88 ERA (10 ER/48.0 IP) from April 14 to June 8, allowed just four homers and notched 56 strikeouts against 11 walks during the span...spun seven scoreless innings with seven strikeouts on April 14 vs. Baltimore...did not allow an earned run in three consecutive starts from May 20 - 28... posted a 3-0 record and 1.13 (3 ER/24.0 IP) from May 20 to June 8...made his 300th career start on June 8 vs.

Tampa Bay and earned the win in a 10-strikeout performance across six innings of work...surpassed 2000.0 career innings on July 2 at Toronto and earned his 150th career win three days later...placed on paternity leave on Aug. 2... on Sept. 26, underwent left wrist arthroscopy performed by Dr. Matthew Liebman at Newton Wellesley Hospital

2018

* Went 16-7 with a 3.58 ERA (70 ER/176.0 IP) across 30 starts with 177 strikeouts

* Ranked among AL leaders in wins (T-7th, 16), WHIP (8th, 1.14), ERA (11th, 3.58), opponent average (11th, .230), opponent OPS (12th, .691), strikeout-to-walk ratio (13th, 3.54) and walks per nine innings (13th, 2.56)

* Went 3-1 with a 3.46 ERA (10 ER/26.0 IP) and held opposing bats to a .194 average across six playoff games (5 GS)...won both deciding Game 5's of the ALCS against Houston and the World Series against the Dodgers

Allowed two earned runs or fewer in 18 starts, and allowed just one earned run or none at all in 11 outings...went 9-2 with a 2.98 ERA (32 ER/96.2 IP) at home with a career-best nine consecutive home decisions from May 17 to Sept. 26...allowed just three or fewer earned runs in 13 consecutive home games from May 17 to Sept. 26, which was the longest streak by a Red Sox since Pedro Martinez (2000-01, 18) and the longest streak by a Sox southpaw since Babe Ruth in 1916 (16)...began the season on a 14.0-inning scoreless streak, which marked his longest scoreless streak to start a season...fanned a season-high 10 over six-scoreless innings at Baltimore on Aug. 11, marking his first start with 10-plus strikeouts since July 10, 2016 vs. Tampa Bay (10 SO, 8.0 IP)...followed up the performance by matching the feat on Sept. 7 vs. Houston...led the Red Sox with 18 quality starts...according to Elias, became the first pitcher to beat former Cy Young Award winners in the deciding game of both an LCS (Justin Verlander) and World Series (Clayton Kershaw) in the same year...also became the fifth pitcher to start and win a deciding game in both the LCS and World Series, joining the likes of Andy Pettitte (2009, NYY), Derek Lowe (2004, BOS), Orel Hershiser (1988, LAD) and Joaquin Andujar (1982, STL)...is the third pitcher ever to toss 6.0 or more scoreless innings without issuing walk and fanning nine or more while surrendering three or fewer hits, joining Cliff Lee (2009, NLCS G3) and Roger Clemens (2000, WS G2)

2017

* Sidelined for the majority of the season after serving two stints on the IL for a left elbow strain and left elbow inflammation

* Went 5-3 with a 3.82 ERA (28 ER/66.0 IP) in 11 starts and a 1-0 record with a 0.00 ERA (8.2 IP) across five relief appearances

* Turned in five consecutive quality starts from June 24 to July 16 to tie his longest streak for the eighth time

Spun 13.0 consecutive scoreless innings across a trio of starts from July 9 - 22...did not allow a run and surrendered just eight hits with 19 strikeouts in 15.1 innings in seven relief appearances, including the postseason... began the season on the 10-day IL with a left elbow strain...made a pair of rehab starts with Triple-A Pawtucket on May 19 and May 24...allowed six earned runs over 5.2 innings between the two starts...activated from the IL on May 29 and received a no-decision in a 5.0-inning outing...later placed back on the 10-day IL on July 28 (retroactive July 25) with left elbow inflammation...reinstated on Sept. 14 and logged the balance of his innings in the bullpen... notched his first career relief victory after spinning 2.2 scoreless frames on Sept. 22 at Cincinnati...made a pair of postseason relief appearances during the ALDS vs. Houston...combined to throw 6.2 scoreless frames with six strikeouts against a pair of walks between Game 2 at Minute Maid Park and Game 3 at Fenway Park...logged 4.0 scoreless frames in Game 3 at Fenway to become the fourth Red Sox pitcher in postseason history with 4.0-plus scoreless relief innings and the first since Pedro Martinez's 6.0-no hit innings in Game 5 of the 1999 ALDS at Cleveland

2016

* Led the Majors logging 230.0 innings and career-high 35 starts with a 17-9 record and 3.99 ERA

* Ranked second among all big-league arms with 10 starts of eight or more innings pitched (Sale, 13 GS)...also ranked second in the AL with seven double-digit strikeout games (Verlander, 8 G)

* Became the first pitcher in Major League history to make three consecutive Opening Day starts for three different teams

Tied a career high with 14 strikeouts across 8.0 frames on April 26 at Atlanta...led the Majors with 46 strikeouts in April, the most through his first five outings of the season...his 13.96 strikeout-per-nine ratio in April was the best mark by an AL pitcher through April in the live ball era (min 20.0 IP)...surpassed 1,500.0 innings pitched on May 24 vs. Colorado and notched his 1,500th career strikeout on July 5 vs. Texas...paced the AL with 140 strikeouts at the All-Star break...toed the rubber for Game 2 of the ALDS at Cleveland, where he threw 3.1 innings and surrendered five earned runs on six hits for the loss...per Elias, Price became just the fourth player to play in four consecutive postseasons for four different teams (Kenny Lofton, Orlando Cabrera and Eric Hinske)

2015

Paced the AL with a 2.45 ERA (60 ER/220.1 IP) in 32 starts between Detroit (21 GS) and Toronto (11 GS) to finish runner up for the AL Cy Young Award

Combined to go 18-5 with 225 strikeouts against just 47 walks for a 4.79 strikeout-to-walk ratio and 9.2 strikeout-per-nine inning ratio

* Ranked among AL arms in innings (3rd), quality starts (T-3rd, 24), strikeouts (4th, 225) and starts (T-7th)

Named to the 2015 All-Star game through the player ballot...was just the fourth pitcher since 1893 to win nine or more games and post a winning record for two different clubs in a single season, joining Hank Borowy (1945, Cubs and Yankees), David Cone (1995, Blue Jays and Yankees) and Bartolo Colón (2002, Indians and Expos)...surrendered two or fewer earned runs in 23 of his 32 starts...notched the win in the All-Star game in Cincinnati after striking out Bryce Harper and Paul Goldschmidt...registered wins in nine of 11 starts with Toronto and turned in an AL-best 2.30 ERA (19 ER/74.1 IP) from July 30 to the end of the season (min. 5 GS)...acquired by Toronto on July 30 in exchange for left-handers Matt Boyd, Daniel Norris and Jairo Labourt...notched his 100th career win on Sept. 5 vs. Baltimore and won his last five regular-season starts at a 2.32 (8 ER/31.0 IP) clip with 37 strikeouts...made four postseason appearances with Toronto, including a win in Game 4 at Texas in his first postseason relief appearance since 2008...retired 18 straight Royals before giving up five runs in the seventh inning of Game 2 of the ALCS

2014

* Posted a 15-12 record with a 3.26 ERA over a career-high and Major-League leading 248.1 innings and 271 strikeouts across a big-league best 34 starts (tied)

* Registered a career-high 11 double-digit strikeout games, which tied for the most in the Majors alongside Cleveland's Corey Kluber

* Collected a season-high 12 strikeouts three times, including April 22 vs. Minnesota, May 13 at Seattle and June 20 vs. Houston

Traded to the Tigers in a three-team trade on July 31...took the 1-0 loss in a complete game effort against his former team at Tropicana Field, spinning eight innings of one-hit ball with an unearned run...named Baseball America's AL pitcher with the best control...started Game 3 of the ALDS against Baltimore and took the loss after giving up two earned runs on five hits over eight innings...posted a 11-8 record and 3.11 ERA (59 ER/170.2 IP) with 198 strikeouts with Tampa Bay before ending the season going 4-4 with a 3.59 ERA (31 ER/77.2 IP) and 82 strikeouts with Detroit

2013

* Went 10-8 with a 3.33 ERA (69 ER/186.2 IP) over 27 starts, including four complete games to pace the AL in the category with Chris Sale

* Led the AL with a 1.3 walk rate and strikeout-to-walk ratio (5.6) after fanning 151 against just 27 walks

* Started game 163 at Texas on Sept. 30, clinching a postseason berth after a complete game effort in a 5-2 win...became the fifth major leaguer to notch a complete-game victory in a winner-take-all tie-breaker

Took the loss in his lone postseason appearance in Game 2 at Fenway Park...sidelined with a stint on the IL from May 16 to July 1 with a left triceps strain...led the Majors with 131.2 innings pitched and ranked fourth in the AL in ERA (2.53) after coming off the IL on July 2...issued just one walk in seven starts from July 2 to Aug. 3 (57.1 IP)

2012

* Awarded the AL Cy Young after pacing the league with a 2.56 ERA (60 ER/211.0 IP) and tying for the lead in wins (20-5) and winning percentage (.800)...the 20 victories marked a single-season Rays' franchise record

* Earned Player's Choice honors as the AL's most outstanding pitcher

* Led the AL with 25 quality starts with 23 starts allowing two or fewer earned runs...also led the Majors with 23 starts of seven or more innings pitched

Collected a 9-1 record and 2.27 ERA (25 ER/99.1 IP) across 14 games during the second-half...paced the majors with 13 road wins, which was a Tampa Bay franchise record...collected eight consecutive wins over 12-straight quality starts from June 19 to Aug. 21 and posted a 1.56 ERA (15 ER/86.1 IP) with 89 strikeouts during the span...solidified a franchise record with five wins in June...participated in the All-Star game at Kansas City, where he tossed a scoreless third inning...did not surrender a run in 29.1 consecutive innings at home from July 14 to Sept. 20

2011

* Tied to for the Major League lead with 34 starts en route to a 12-13 season with a 3.49 ERA (87 ER/224.1IP) and fanned 218 against 63 walks

* Became the 13th Major-League pitcher to make an Opening Day start, All-Star Game start and postseason start all by the age of 25, and the first since Tom Glavine in 1991

* Ranked among one of six AL arms with 200-plus innings and 200-plus strikeouts

Held opposing left-handed bats to a Major-League best .171 average among all starting pitchers...at the time, recorded a franchise-high 14 strikeouts on Aug. 28 at Toronto, which has since been surpassed...later matched the career-high 14 strikeouts on April 26, 2016 at Atlanta...started Game 3 of the ALDS vs. Texas...took the loss after allowing a trio of runs on seven hits with three strikeouts over 6.2 innings

2010

* Completed his first full Major-League season finishing runner-up in the AL Cy Young voting after turning in a 19-6 record and 2.72 ERA (63 ER/208.2 IP) with 188 strikeouts

* Ranked among AL arms in wins (T-2nd, 19), ERA (3rd, 2.72), opponent average (5th, .221) and strikeouts (8th, 188)

* Received the Warren Spahn Award, given to the best southpaw in baseball

Received MLB Players Choice Most Outstanding Pitcher honors...led the American League at a 2.42 clip (31 ER/115.1 IP) in 17 starts leading up to the All-Star break...named the AL starter for the All-Star game at Angel Stadium and became the youngest left-handed pitcher to make a start for the AL since Yankee Lefty Gomez toed the rubber in the first All-Star game in 1933...was the youngest lefty in the AL to win 19 games since 2002, when Barry Zito won 23 games at age 24 and Mark Buehrle won 19 decisions at age 23...named AL Pitcher of the Month for September after going 4-0 with a 1.67 ERA (8 ER/43.0 IP) with 33 strikeouts...collected his first career shutout on April 25 vs. Toronto...struck out 14 without issuing a walk over 12.2 innings between a pair of losing starts in Game 1 and Game 5

2009

* Went 10-7 with a 4.42 ERA (63 ER/128.1IP) over 23 starts after spending the first part of the season with Triple-A Durham (8 GS)

* Led the Rays' pitching staff with seven wins after the All-Star break

* Struck out a season-high 11 batters on May 30 vs. Minnesota after spinning 5.2-innings of one-run ball on five hits with a pair of walks

Notched his first Major League hit with a single off Aaron Cook on June 17 at Colorado...posted a 1-4 record with a 3.93 ERA (15 ER/34.1IP) with 35 strikeouts and 18 walks over eight starts...recalled to Tampa Bay on May 25 and spent the remainder of the season in the Majors

2008

* Made his Major League debut on Sept. 14 and turned in a 1.93 ERA (3 ER/14.0 IP) with 12 strikeouts over five games (1 GS)

* Recorded five postseason relief appearances between the ALCS and World Series...accruing a 1-0 record with one save and allowing just one earned run on a pair of hits with eight strikeouts over 5.2 innings

* Became the first pitcher in Major League history to record his first ML win and save in the postseason and the first rookie to notch both a win and save in the postseason since New York's (AL) Ryne Duren in 1958

Became the quickest 1-1 overall Draft pick to play in a World Series after appearing in the Fall Classic just one season removed from his selection...combined to go 12-1 with a 2.30 ERA (28 ER/109.2 IP) with 109 strikeouts over 19 starts across three levels of the Rays' farm system...began the season spinning 20.0 scoreless innings with Vero Beach before ascending to Double-A Montgomery for nine starts...continued to climb the ladder after turning in a 7-0 record and 1.89 ERA (12 ER/57.0 IP) with 55 strikeouts with the Biscuits...promoted to Durham on Aug. 11 and made four starts before his contract was selected on Sept. 13...made his first Major League start on Sept. 22 at Baltimore, allowing just one earned run on four hits with a trio of strikeouts across 5.1 innings...did not allow a hit until the fifth inning...tabbed as USA Today's Minor League Player of the Year and Rays Minor League Player of the Year...named the Rays' No.1 overall prospect by Baseball America...received Southern League Post-Season All-Star honors for his stint with Double-A Montgomery

2007

Participated in Tampa Bay's instructional camp in September while taking a semester off from classes at Vanderbilt

Personal

David Taylor Price...born Aug. 26, 1985 in Murfreesboro, TN...he and his wife, Tiffany, have two children, Xavier and Zoe Isabel...in April 2013, Price and his French bulldog, Astro, were awarded a key to the city by Tampa Bay's mayor...majored in sociology at Vanderbilt University...went 11-1 with a 2.63 ERA and collected a school record 194 strikeouts in his junior season...guided the Commodores to their first SEC regular season and tournament championships...won the 2007 Golden Spikes Award and Dick Howser Award...honored as Baseball America's College Player of the Year and was the Roger Clemens Award recipient for the nation's top pitcher...named the 2008 SEC Player of the Year and Male Athlete of the Year...won gold with the USA Baseball National Team in Cuba in 2006 and was named a top prospect on Team USA...selected to participate in the 2004 High School All-America game...attended Blackman (TN) High School, where he was a two-time Rutherford County MVP Pitcher and named Male Athlete of the Year in 2002, '03 and '04...two-time nominee for the Roberto Clemente Award while with Tampa Bay in 2012-13...has participated in various philanthropic efforts, highlighted by his foundation, Project One Four, which supports youth programs that equip children with life skills and opportunities all within a positive environment...drafted first overall in the 2007 First-Year Player Draft by the Tampa Bay Rays and signed by Brad Matthews

Career Pitching Record

Year	Team	W-L	ERA	G	GS	CG	SHO	SV	IP	H	R	ER	HR	HB	BB	SO	WP	EK	AVG
2008	TAMPA BAY	0-0	1.93	5	1	0	0	0	14.0	9	4	3	1	1	4	12	0	0	.176
	Montgomery	7-0	1.89	9	9	1	0	0	57.0	42	13	12	7	4	16	55	1	0	.206
	Durham	1-1	4.50	4	4	0	0	0	18.0	22	10	9	0	0	9	17	1	0	.301
	Vermont	4-0	1.82	6	6	0	0	0	34.2	28	7	7	0	0	7	37	1	0	.220
2009	TAMPA BAY	10-7	4.42	23	23	0	0	0	128.1	119	72	63	17	4	54	102	2	0	.241
	Durham	1-4	3.93	8	8	0	0	0	34.1	28	20	15	5	1	18	35	0	0	.231
2010	TAMPA BAY	19-6	2.72	32	31	2	1	0	208.2	170	71	63	15	5	79	188	5	3	.221
2011	TAMPA BAY	12-13	3.49	34	34	0	0	0	224.1	192	93	87	22	9	63	218	2	0	.230
2012	TAMPA BAY	20-5	2.56	31	31	2	1	0	211.0	173	63	60	16	5	59	205	8	1	.226
2013	TAMPA BAY	10-8	3.33	27	27	4	0	0	186.2	178	78	69	16	3	27	151	6	0	.252
	Charlotte	1-0	1.23	2	2	0	0	0	7.1	4	2	1	0	0	3	12	1	0	.148
2014	TAMPA BAY	11-8	3.11	23	23	2	0	0	170.2	156	68	59	20	5	23	189	2	0	.238
	DETROIT	4-4	3.59	11	11	1	0	0	77.2	74	32	31	5	0	15	82	0	0	.243
2015	DETROIT	9-4	2.53	21	21	3	1	0	146.0	133	50	41	13	3	29	198	3	0	.241
	TORONTO	9-1	2.30	11	11	0	0	0	74.1	57	20	19	4	0	18	87	1	0	.207
2016	BOSTON	17-9	3.99	35	35	2	0	0	230.0	227	106	102	30	7	50	228	4	0	.258
2017	BOSTON	6-3	3.38	16	11	0	0	0	74.2	65	30	28	8	4	24	76	2	0	.226
	Pawtucket	0-0	9.53	2	2	0	0	0	5.2	12	9	6	1	0	2	8	1	0	.400
2018	BOSTON	16-7	3.58	30	30	1	0	0	176.0	151	75	70	25	10	50	177	1	0	.230
2019	BOSTON	7-5	4.28	22	22	0	0	0	107.1	109	57	51	15	3	32	128	3	1	.258
2020	LOS ANGELES	---- DID NOT PLAY ----																	
2021	LOS ANGELES	5-2	4.03	39	11	0	0	1	73.2	79	35	33	8	4	26	58	1	0	.272
Major League- 13 years		155-82	3.33	360	322	17	3	1	2103.1	1892	854	779	215	63	553	2039	40	5	.238
Dodger Totals - 1 year		5-2	4.03	39	11	0	0	1	73.2	79	35	33	8	4	26	58	1	0	.272
Minor League - 4 years		14-5	2.87	31	31	1	0	0	157.0	136	61	50	13	5	55	164	5	0	.234

Career Postseason Pitching Record

Year	Team	W-L	ERA	G	GS	CG	SHO	SV	IP	H	R	ER	HR	HB	BB	SO	WP	BK
2008	ALCS: TB vs. BOS	1-0	0.00	3	0	0	0	1	21	0	0	0	0	0	2	4	0	0
	WS: TB vs. PHI	0-0	2.70	2	0	0	0	0	31	2	2	1	1	0	2	4	0	0
2010	ALDS: TB vs. TEX	0-2	4.97	2	2	0	0	0	12.2	17	8	7	2	0	0	14	0	0
2011	ALDS: TB vs. TEX	0-1	4.05	1	1	0	0	0	6.2	7	3	3	1	0	1	3	1	0
2013	ALDS: TB vs. BOS	0-1	9.00	1	1	0	0	0	7.0	9	7	7	2	0	2	5	0	0
2014	ALDS: DET vs. BAL	0-1	2.25	1	1	0	0	0	8.0	5	2	2	1	1	2	6	0	0
2015	ALDS: TOR vs. TEX	1-1	7.20	2	1	0	0	0	10.0	11	8	8	2	2	2	7	0	0
	ALCS: TOR vs. KC	0-1	5.40	2	2	0	0	0	13.1	11	8	8	2	0	1	16	0	0
2016	ALDS: BOS vs. CLE	0-1	13.50	1	1	0	0	0	3.1	6	5	5	1	0	2	3	0	0
2017	ALDS: BOS vs. HOU	0-0	0.00	2	0	0	0	0	6.2	5	0	0	0	0	2	6	0	0
2018	ALDS: BOS vs. NYY	0-1	16.20	1	1	0	0	0	1.2	3	3	3	2	0	2	0	0	0
	ALCS: BOS vs. HOU	1-0	3.98	2	2	0	0	0	10.2	8	4	4	1	0	4	13	0	0
	WS: BOS vs. LAD	2-0	1.98	3	2	0	0	0	13.2	7	3	3	1	0	6	10	0	0
Postseason Totals		5-9	4.62	23	14	0	0	1	99.1	91	53	51	16	3	28	91	1	0
LDS Totals		1-8	5.63	11	8	0	0	0	56.0	63	36	35	13	3	13	44	1	0
LCS Totals		2-1	4.10	7	4	3	0	0	26.1	19	12	12	3	0	7	33	0	0
WS Totals		2-0	2.12	5	2	2	0	0	17.0	9	5	4	2	0	8	14	0	0

Career Single-Game Bests

Low-Hit Complete Game:	4, April 25, 2010 vs. TOR	Most Strikeouts:	14, 2x, last April 26, 2016 at ATL
Most Innings Pitched Starter:	9.0, 14x, last May 17, 2018 vs. BAL	Most Walks:	6, June 11, 2009 vs. LAA
Most Innings Pitched Reliever:	5.1, September 14, 2018 at NYY	Longest Winning Streak:	9 games, September 5, 2015 - May 1, 2016
Most Earned Runs Allowed:	8, July 1, 2018 at NYY	Longest Losing Streak:	3 games, 5x, last July 19, 2019 - current

Career Fielding Record


Position	PCT	G	PO	A	E	TC	DP
Pitcher	.960	321	78	212	12	302	12

Career Transactions

- June 7, 2004: Drafted by the Los Angeles Dodgers in the 19th round of the 2004 amateur draft, but did not sign.
- June 7, 2007: Drafted by the Tampa Bay Devil Rays in the 1st round (1st pick) of the 2007 amateur draft. Player signed August 15, 2007.
- July 31, 2014: Traded as part of a 3-team trade by the Tampa Bay Rays to the Detroit Tigers. The Detroit Tigers sent Austin Jackson to the Seattle Mariners. The Detroit Tigers sent Willy Adames and Drew Smyly to the Tampa Bay Rays. The Seattle Mariners sent Nick Franklin to the Tampa Bay Rays.
- July 30, 2015: Traded by the Detroit Tigers to the Toronto Blue Jays for Matthew Boyd, Jairo Labourt and Daniel Norris.
- November 2, 2015: Granted Free Agency.
- December 4, 2015: Signed as a Free Agent with the Boston Red Sox.
- February 10, 2020: Traded to the Dodgers along with Mookie Betts in exchange for Alex Verdugo, Connor Wong and Jeter Downs

Injured List

- May 16 - July 2, 2013 - (strained left triceps)
- April 1 - May 29, 2017 (left elbow strain)
- July 28 - September 14, 2017 (left elbow inflammation)
- May 6 - May 20, 2019 (left elbow tendinitis)
- August 8 - September 1, 2019 (left wrist TFCC cyst)
- April 26 - May 17, 2021 (right hamstring strain)





Edwin RÍOS

IF | 43

@edwinrios30

Bats: Left **Throws:** Right

Height: 6-3 **Weight:** 220

Opening Day Age: 27

Born: April 21, 1994 in Caguas, Puerto Rico

Resides: Miami, FL

Acquired: Selected in the sixth round of the 2015 First Year Player Draft from Florida International University

ML Service: 2.043

MLB Debut: June 27, 2019

Career Highlights

- * Power-hitting corner infielder enters his eighth professional season after suffering a season-ending shoulder injury in 2021
- * Owns a .207/302/489 Major League career slashline across three seasons (2019-21), including eight doubles, 13 home runs, and 26 RBI in 85 games
- * Clubbed his first two Major League home runs on Aug. 14, 2019 at Marlins Park to mark the first time a Dodger rookie has hit his first two homers in the same game since Cody Bellinger in 2017
- * In 450 career minor league games, he has slashed .295/.348/.539 with 264 runs, 115 doubles, four triples, 95 home runs and 326 RBI
- * Selected to Baseball America's Double-A All-Star and to the Texas League mid-season All-Star in 2017, after hitting .317 with 21 doubles, 15 homers and 62 RBI in 77 games...also selected as the league's Player of the Week for the period ending April 30
- * Named the 2016 Dodgers' Branch Rickey Minor League Player of the Year after posting a .301/.341/.567 slashline, with 26 doubles, 27 home runs, and 76 RBI in 108 combined games with Single-A Great Lakes, Single-A Rancho Cucamonga and Double-A Tulsa...during his 42-game stint with the Quakes, he led the California League in batting average (.367), hits (65), home runs (16), RBI (46), extra-base hits (28), total bases (126) and OPS (1.105) from June 5-July 27
- * Named MLB.com Organization All-Star for two consecutive years (2016-17)
- * Selected by the Dodgers in the sixth round of the 2015 First-Year Player Draft out of Florida International University

Year-By-Year

2021

- * Appeared in 25 games before being placed on the Injured List on May 5 with right shoulder inflammation, leading to a season-ending shoulder surgery one week later
- * Garnered a .078/.217/.137 slashline with one home run, one RBI, and seven walks over 51 at-bats in 25 games...had 18 strikeouts, matching his 2020 season total
- * Went 2-for-4 with a home run on April 6 at Oakland, totaling five bases in four at-bats
- * Played 10 games at first base, six games at third base, two games in right field and one game at DH, committing just one error in 68 total chances

2020

- * Played a bigger role in 2020 despite being sidelined with a hamstring injury from Aug. 17 to Sept. 1, batting .250 with 8 homers and 17 RBI... set career highs in doubles (6), home runs and RBI
 - * Dropped his strikeout percentage from 37.5% to 21.7% while hitting a home run every 9.5 at bats
 - * Made his postseason debut, appearing in seven games and batting .143 with two homers and three RBI
- Totaled 14 extra-base hits during the 2020 season and finished tied for third-most extra-base hits by a Rookie in the National League ... 21 of his 32 career hits have gone for extra bases, recording eight doubles, one triple and 12 home runs over 60 Major League games...with runners in scoring position, he hit .313 (5-for-16) with a double and a home run

2019

* In his fifth professional season, the corner infielder made his Major League debut on June 27 and went on to slash .277/.393/.617 with a pair of doubles, four homers and eight RBI across 28 games

* Clubbed his first two big-league home runs on Aug. 14 at Miami to mark the first time a Dodger rookie has hit his first two homers in the same game since Cody Bellinger in 2017...also collected a career high RBI (3) and hits (3) in the process

Reached base in 16 of his 28 games to finish second with a 1.010 OPS among all rookies with 50 or more plate appearances...all three of his hits from the pinch went for extra bases, with two being home runs on Sept. 13 at New York (NL) and later, on Sept. 25 at San Diego...played 19 of his 28 games on the road and drove in seven of eight total runs, including all four of his homers, away from Dodger Stadium...played a combined 17 games at the infield corners with one inning in left field...posted a .982 fielding percentage with one error in 55 total chances across 81.2 innings...saw a majority of action at first (12 games), where he turned in 58.2 innings of errorless baseball over 49 total chances with 46 putouts...spent three stints with Triple-A Oklahoma City, where he slashed .270/.340/.575 with 23 doubles, a pair of triples, a career-high 31 homers and career-matching 91 RBI (2017) in 104 games...paced the OKC Dodgers in homers and RBI and tied for eighth overall in the PCL in both categories

2018

Played 88 games for Triple-A Oklahoma City, slashing .304/.355/.482 with 25 doubles, 10 home runs and 55 RBI...made his season debut on May 25 after opening the campaign on the DL...hit .366 (34-for-93) with runners in scoring position...defensively, appeared in 28 games at first base, 38 games at third base and 17 in left field

2017

Started the season with Tulsa and was selected as Baseball America's Double-A All-Star, along with being named Texas League mid-season All-Star, after hitting .317 with 21 doubles, 15 homers and 62 RBI in 77 games...also selected as the league's Player of the Week for the period ending April 30...ranked among the Texas League leaders in batting average (3rd), runs (47, 7th), hits (97, T-1st), extra-base hits (36, 1st), doubles (T-2nd), home runs (T-2nd), RBI (2nd), SLG (.533, 1st) and OPS (.891, 1st) prior to his promotion to Triple-A OKC on July 7...split the season between Double-A Tulsa and Triple-A Oklahoma City, slashing .309/.362/.533 with 34 doubles, 24 homers and 91 RBI in 128 combined games...with runners on base, he recorded a combined .335 average while posting a .331 mark with runners in scoring position...excelled against right-handed pitchers batting .324, compared to a .259 mark against lefties

2016

Named the 2016 Dodgers' Branch Rickey Minor League Player of the Year after posting a .301/.341/.567 slashline, with 26 doubles, 27 home runs, and 76 RBI in 108 combined games with Single-A Great Lakes, Advanced-A Rancho Cucamonga and Double-A Tulsa, opened the season with Single-A Great Lakes, where he hit .252 with 17 runs, eight doubles, a triple, six home runs and 13 RBI in 33 games for the Loons...promoted to Advanced-A Rancho Cucamonga on June 4 and during his 42-game stint with the Quakes, he led the California League in batting average (.367), hits (65), home runs (16), RBI (46), extra-base hits (28), total bases (126) and OPS (1.105) from June 5-July 27...reached Double-A Tulsa on July 28, where hit .252 with 14 runs, six doubles, five home runs and 16 RBI in 29 games for the Drillers...selected as a MiLB.com Organization All-Star

2015

Appeared in 22 combined games with the Rookie-level AZL Dodgers and the Rookie-advanced Ogden Raptors in his first professional season, combining to hit .253 with three homers and 13 RBI

Personal

Edwin Gabriel Rios...resides in Kissimmee, FL with his wife Lacey...graduated from Osceola (FL) High School, where he was named team MVP and all-county during his senior year, hitting .400 with four home runs and 30 RBI...played three seasons at FIU, where he was named first team All-Conference USA and First-Team ABCA South Central All-Region honors in 2015 and second team Freshman All-American by the National Collegiate Baseball Writers Association in 2013...as a junior he slugged 18 home runs, which was the fourth-most home runs in a season in school history...selected in the sixth round of the 2015 First-Year Player Draft and signed by scout Adrian Casanova.

Career Batting Record

Year	Team	AVG	G	AB	R	H	2B	3B	HR	RBI	SH	SF	HBP	BB	SO	SB	CS	OBP	SLG	E
2015	Ogden	.235	20	68	8	16	7	0	3	13	0	0	0	7	29	0	0	.307	.471	3
	AZL Dodgers	.429	2	7	1	3	0	0	0	0	0	0	0	0	1	0	1	.429	.429	0
2016	Tulsa	.254	33	122	14	31	7	0	5	17	0	3	2	8	31	0	0	.304	.434	9
	Great Lakes	.252	33	119	17	30	8	1	6	13	0	0	1	8	44	3	1	.305	.487	6
2017	Rancho Cucamonga	.367	42	177	37	65	11	1	16	46	0	2	1	8	35	0	0	.394	.712	8
	Oklahoma City	.296	51	169	23	50	13	0	9	29	0	1	2	18	42	0	1	.368	.533	9
	Tulsa	.317	77	306	47	97	21	0	15	62	0	4	5	17	69	1	1	.358	.533	16
2018	Oklahoma City	.304	88	309	45	94	25	0	10	55	0	5	4	23	110	0	1	.355	.482	11
2019	LOS ANGELES	.277	28	47	10	13	2	1	4	8	0	0	0	9	21	0	0	.393	.617	1
	Oklahoma City	.270	104	393	72	106	23	2	31	91	0	6	8	37	153	2	2	.340	.575	15
2020	LOS ANGELES	.250	32	76	13	19	6	0	8	17	0	1	2	4	13	0	0	.301	.645	2
2021	LOS ANGELES	.078	25	51	4	4	0	0	1	1	0	0	2	7	18	0	0	.217	.137	1
Major League - 3 years		.207	85	174	27	36	8	1	13	26	0	1	4	20	57	0	0	.302	.489	4
Dodger Totals - 3 years		.207	85	174	27	36	8	1	13	26	0	1	4	20	57	0	0	.302	.489	4
Minor League-4 years		.395	450	1670	264	492	115	4	95	326	0	21	23	126	514	6	7	.348	.539	77

Career Postseason Batting Record

Year	Team	AVG	G	AB	R	H	2B	3B	HR	RBI	SH	SF	HBP	BB	SO	SB	CS	OBP	SLG
2020	NLWC: LAD vs. MIL	.000	1	3	0	0	0	0	0	0	0	0	0	1	1	0	0	.250	.000
	NLCS: LAD vs. ATL	.222	4	9	2	2	0	0	2	3	0	1	0	2	5	0	0	.333	.889
	WS: LAD vs. TB	.000	2	2	0	0	0	0	0	0	0	0	0	0	2	0	0	.000	.000
Postseason Totals		.143	7	14	2	2	0	0	2	3	0	1	0	3	8	0	0	.278	.571
WC Totals		.000	1	3	0	0	0	0	0	0	0	0	0	1	1	0	0	.250	.000
LCS Totals		.222	4	9	2	2	0	0	2	3	0	1	0	2	5	0	0	.333	.889
WS Totals		.000	2	2	0	0	0	0	0	0	0	0	0	0	2	0	0	.000	.000

Career Single-Game Bests

Most Hits:	3, August 14, 2019 at MIA	Most Stolen Bases:	---
Most RBI:	3, August 14, 2019 at MIA	Most Walks:	2, (2x), last, June 30, 2019 at COL
Most Home Runs:	2, August 14, 2019 at MIA	Longest Hitting Streak:	3 games, (3x), last, Sept. 20-22, 2020
Most Runs Scored:	3, August 14, 2019 at MIA	Grand Slams:	---

Career Fielding Record

Position	PCT	G	PO	A	E	TC	DP
First Base	1.000	28	137	10	0	147	11
Third Base	.922	32	14	33	4	51	2
Left Field	---	1	--	--	--	--	--
Right Field	---	2	--	--	--	--	--

Career Transactions

- June 10, 2015: Drafted by the Los Angeles Dodgers in the sixth round out of Florida International University

Injured List

- August 17 - Sept. 1, 2020 (left hamstring strain)
- May 5 - Nov. 7, 2021 (right shoulder surgery)



**Will
SMITH**

C | 16

@freshprinceoflad

Bats: Right **Throws:** Right

Height: 5-10 **Weight:** 195

Opening Day Age: 27

Born: March 28, 1995 in Louisville, KY

Resides: Louisville, KY

Acquired: Drafted in the 1st round (32nd overall) in the 2016 First Year Player Draft from the University of Louisville

ML Service: 2.090

MLB Debut: May 28, 2019

Career Highlights

- * 27-year old catcher/infielder enters his third Major League season and sixth professional season with the Dodgers after being drafted by the club in the first round (32nd overall) of the 2016 First-Year Player Draft out of Louisville
- * Made his Major League debut on May 28, 2019 against New York (NL)...singled to left in his first at-bat and went 2-for-4 with a double to become one of six Dodgers this century with at least two hits in his big league debut—joining Rob Segedin, Corey Seager, Yasiel Puig, Russell Martin and Jason Repko
- * Slashed .253/.337/.571 with 43 hits, nine doubles, 15 homers and 42 RBI in 54 Major League games in 2019...tied for 15th in homers among all rookies (10th in the NL) and ranked among the top NL rookies in runs (30, 20th) and RBI (T-14th)
- * Tied Cody Bellinger ('17) and Matt Kemp ('06) for most homers through a rookie's first 14 games (6 HR)...on Aug. 1, notched a franchise-best 19 RBI within his first 14 contests to surpass Cody Bellinger's 17 RBI in 14 games during the 2017 season
- * Became the first Dodger player and second MLB backstop to hit 10-plus homers through his first 25 games, joining the Yankees' Gary Sanchez
- * Reached a franchise record for most RBI (26) and homers (9) through 23 career games on Aug. 13, 2019
- * Entered the 2019 season ranked as the 95th overall prospect by Baseball America
- * In 288 career minor league games, batted .243 with 172 runs, 49 doubles, five triples, 55 home runs, 180 RBI and 16 stolen bases along with a .351 on-base percentage
- * Has spent the majority of his minor league career at catcher (196 games), but has also appeared at third base (58 games) and second base (11 games)...owns a .992 fielding percentage behind the plate
- * Selected as a 2017 California League mid-season All-Star and named Player of the Week for the period ending on April 23 for the Quakes...also named to the 2017 AFL All-Prospect Team

Year-By-Year

2021

- * Backstop slashed .258/.365/.495 with a .860 OPS in 130 games, tallying career highs in multiple offensive categories: runs (71), hits (107), doubles (19), triples (2), home runs (25), and RBI (76)
- * Ranked third on the Dodgers in home runs (25), third in RBI (76), seventh in hits (107), seventh in doubles (19), tied for fifth in triples (2), and fifth in runs (71)
- * Tied his career-high in hits on Sept. 7, going 4-for-4 at St. Louis with a home run and RBI with two runs...also had two five-game hit streaks, occurring from Aug. 24-30 and from Aug. 24-30...also had two streaks of three straight games with a home run (Aug. 13-15, Aug. 24-27)
- * Started 111 games (117 total) behind the dish, committing six errors in 1150 total chances for a .995 fielding percentage...also registered 43 assists and 3.14 catcher's ERA
- * Led the National League as a catcher in putouts (1,101) and runner caught stealing (24)...also ranked amongst the NL best in games played (117, 3rd) and putouts (1,102, 4th)

Ranked second in the National League in HBP (18, 2nd)...appeared at first base (1 G) and third base (1 G) for the first time in his Major League career...roped two doubles on April 2 at Colorado, going 3-for-4 on the night with two runs and two RBI...clocked four RBI on July 16 at Colorado, going 2-for-4 with a double...performed well offensively both at home and on the road, registering a .253/.383/.527 and .263/.351/.469 slashline respectively...produced a .354 average (17-for-48) with four home runs in eight games and 10 RBI against Arizona, similarly averaging .395 (17-for-43) with four home runs and 16 RBI against Colorado...strengthened his numbers after the All-Star break, improving from a .252 (58-for-230) average with 10 home runs and 32 RBI before the Midsummer Classic to a .266 average (49-for-184) with 15 home runs and 44 RBI

2020

* Made great strides in his sophomore season, hitting .289/.401/.579 with eight homeruns...matched his 2019 total with nine doubles

* Was on the 10-day injured list from Aug. 15-23 with neck inflammation

* Showed greater discipline with 20 walks and 22 strikeouts

* Hit .348 (23-for-66) with six doubles, four homers and 14 RBI over 18 September games... posted a 1.048 OPS in September (7th, NL)

* Each of his eight home runs came against right-handed pitchers...20-of-23 career long balls have been against righties

Started 17 of 18 postseason games...during Game 3 of the NLDS, went 5-for-6 with 2 doubles and 3 singles, becoming the 9th player (1st catcher) with a 5-hit game in the postseason...the 5 hits were also a Dodger postseason record, and the most by any batter in the postseason...tied the Los Angeles franchise record for walks in a game, becoming the 12th player to walk three times in a Postseason game and first since Yasmani Grandal did so on October 7, 2018 vs. Atlanta

2019

* Completed his first Major League season roping nine doubles, 15 homers and 42 RBI at a .253/.337/.571 clip across 54 games...tied for 15th in homers among all rookies (10th in the NL) and ranked among the top NL rookies in runs (30, 20th) and RBI (T-14th)

* Connected for a single in his first Major League at-bat during his May 28 debut vs. the Mets...ended the night going 2-for-4 with a double and became one of six Dodgers this century with at least two hits in a big-league debut, joining Rob Segedin, Corey Seager, Yasiel Puig, Russell Martin and Jason Repko

* Became the first Dodger player and second MLB backstop to hit 10-plus homers through his first 25 games, joining the Yankees' Gary Sanchez

Tied Cody Bellinger ('17) and Matt Kemp ('06) for most homers through a rookie's first 14 games (6 HR)...on Aug. 1, notched a franchise-best 19 RBI within his first 14 contest to surpass Cody Bellinger (17 RBI/14 G, '17) in the mark...made Major League history after launching a walk-off, pinch-hit home run on June 23 to complete the trifecta of three consecutive walk-off wins via home runs by rookies Matt Beaty (June 21) and Alex Verdugo (June 22)...launched his first career walk-off homer on June 1 vs. Philadelphia...recorded a career-high three-hit, six-RBI day on July 27...became the first Dodger rookie to collect six or more RBI in a game since James Loney drove in nine on Sept. 28, 2006...amassed a nine-game hit streak from Aug. 7-21, going 11-for-30 with a pair of doubles, six homers and 12 RBI while tallying a .367/.459/1.033 slashline...during the streak, reached a franchise record for most RBI and homers through 23 career games (26RBI/9HR) on Aug. 13...tied for fourth among rookies with eight homers and 19 RBI during August...24 of his 43 hits went for extra bases...non-roster invitee during Spring Training...tallied 62 games across four stints with Triple-A Oklahoma City and slashed .268/.381/.603 with 11 doubles, a pair of triples, 20 homers and 54 RBI...finished third on the team in homers, fifth in RBI and ninth in doubles...turned in a 1.000 fielding percentage over 403.0 innings behind the plate in 46 games (45 starts)...finished atop all rookie backstops (min. 400 innings) in the category...made the Postseason roster and appeared in four of five NLDS games...tallied a hit and drew a trio of walks in 16 plate appearances

2018

* Started his season with the Double-A Tulsa Drillers, appearing in 73 total games and hitting .264 with 48 runs, 14 doubles, 19 homers and 53 RBI

* Assigned to Triple-A Oklahoma City on Aug. 1 where he appeared in 25 games for the OKC Dodgers

* Finished his minor league season with career-highs in home runs (20), RBI (59), doubles (18) and runs (57)

Played in 49 games at catcher between Tulsa and Oklahoma City...registered a career-high 43 games at third base...totaled 402.1 innings behind the plate with .995 fielding percentage (2 E/402.1 INN)

2017

* Earned Mid-Season All-Star honors with Rancho Cucamonga and All-Prospect Team recognition in the Arizona Fall League

* Saw action in 72 games at Advanced-A Rancho Cucamonga, slashing .232/.355/.448 with 15 doubles, three triples, 11 homers and 43 RBI...made a one-game appearance for Double-A Tulsa

* Ranked fourth in home runs (11) at Rancho while playing in 51 fewer games than the next Quake in the category Caught 474.0 innings and nabbed 30 of 63 on the base paths over 56 games en route to a .991 fielding percentage...notched career highs in innings (474.0), total chances (554), putouts (483) and caught stealing (30)

* Made stops at Short-Season Ogden (7G) and Single-A Great Lakes (23G) before ascending to Advanced-A Rancho Cucamonga for 25 games in his rookie season

* Wrapped his year slashing .246/.355/.329 with five doubles, four home runs, 24 RBI over 55 total games

* Defensively, accumulated a .994 fielding percentage with 44 assists and 296 putouts with two errors over 342 total chances...threw out 25 potential base stealers in 60 attempts

Personal

William Dills Smith...resides in Louisville, Kentucky with his wife Cara...was a two-time All-State athlete as a high school upper classman before heading to the University of Louisville...started all three seasons for the Cardinals, ending his college career as the 2016 team captain with All-ACC Third Team honors and NCAA Louisville Regional All-Tournament Team recognition...selected 32nd overall in the 2016 First-Year Player Draft by the Los Angeles Dodgers

Career Batting Record																				
Year	Team	AVG	G	AB	R	H	2B	3B	HR	RBI	SH	SF	HBP	BB	SO	SB	CS	OBP	SLG	E
2016	Rancho Cucamonga	.216	25	97	13	21	4	0	2	12	0	1	3	14	31	1	0	.330	.320	0
	Great Lakes	.256	23	82	12	21	1	0	1	7	0	0	4	11	18	2	1	.371	.305	5
	Ogden	.321	7	28	4	9	0	0	1	5	0	1	0	4	1	0	0	.394	.429	1
2017	Tulsa	.000	1	1	0	0	0	0	0	0	0	0	0	1	1	1	0	.667	.000	0
	Rancho Cucamonga	.232	72	250	38	58	15	3	11	43	1	4	13	37	71	6	2	.355	.448	8
2018	Oklahoma City	.138	25	87	9	12	4	0	1	6	1	2	1	7	37	1	0	.206	.218	1
	Tulsa	.264	73	265	48	70	14	0	19	53	0	2	4	36	75	4	0	.358	.532	11
2019	LOS ANGELES	.253	54	170	30	43	9	0	15	42	0	3	5	18	52	2	0	.337	.571	0
	Oklahoma City	.268	62	224	48	60	11	2	20	54	0	3	3	40	49	1	0	.381	.603	5
2020	LOS ANGELES	.289	37	114	23	33	9	0	8	25	0	1	2	20	22	0	0	.401	.579	0
2021	LOS ANGELES	.258	130	414	71	107	19	2	25	76	0	11	18	58	101	3	0	.365	.495	7
Major League - 3 years		.262	221	698	124	183	37	2	48	143	0	15	25	96	175	5	0	.365	.527	7
Dodger Total - 3 years		.262	221	698	124	183	37	2	48	143	0	15	25	96	175	5	0	.365	.527	7
Minor League - 4 years		.243	288	1034	172	251	49	5	55	180	2	13	30	149	283	16	3	.351	.459	27

Career Postseason Batting Record																				
Year	Team	AVG	G	AB	R	H	2B	3B	HR	RBI	SH	SF	HP	BB	SO	SB	CS	OBP	SLG	LG
2019	NLDS: LAD vs. WAS	.077	4	13	0	1	0	0	0	0	0	0	0	3	5	0	0	.250	.077	
2020	NLWC: LAD vs. MIL	.000	2	6	0	0	0	0	0	1	0	0	0	1	2	0	0	.143	.000	
	NLDS: LAD vs. SD	.455	3	11	1	5	2	0	0	3	0	0	0	3	2	0	0	.571	.636	
	NLCS: LAD vs. ATL	.179	7	28	3	5	1	0	1	7	0	0	0	0	10	0	0	.179	.321	
	WS: LAD vs. TB	.167	6	24	3	4	1	0	1	2	0	0	0	2	10	0	0	.231	.333	
2021	NLDS: LAD vs. SF	.333	5	18	3	6	2	0	2	3	0	0	0	3	2	0	0	.429	.778	
	NLCS: LAD vs. ATL	.217	6	23	3	5	0	0	1	1	0	0	0	4	2	0	0	.333	.348	
Postseason Totals		.206	34	126	13	26	6	0	5	17	0	0	0	17	37	0	0	.301	.373	
WC Totals		.000	2	6	0	0	0	0	0	1	0	0	0	1	2	0	0	.143	.000	
LDS Totals		.286	12	42	4	12	4	0	2	6	0	0	0	9	9	0	0	.412	.524	
LCS Totals		.196	13	51	6	10	1	0	2	8	0	0	0	4	15	0	0	.255	.333	
WS Totals		.167	6	24	3	4	1	0	1	2	0	0	0	2	10	0	0	.231	.333	

Career Single-Game Bests			
Most Hits:	4, (2x), last, Sept. 7, 2021 at STL	Most Stolen Bases:	1 (5x), last, August 25, 2021 at SD
Most RBI:	6, July 27, 2019 at WAS	Most Walks:	3, (3x), last, August 11, 2021 at PHI
Most Home Runs:	2, August 13, 2019 at MIA	Longest Hitting Streak:	9, August 7, 2019-August 21, 2019
Most Runs Scored:	3, (2x), last, August 30, 2020 at TEX	Grand Slams:	1, August 1, 2019 vs. SD (Wingenter)

Career Fielding Record							
Position	PCT	G	PO	A	E	TC	DP
Catcher	.997	197	1807	73	1886	6	5
First Base	1.000	1	1	0	0	1	0
Third Base	.000	1	0	0	1	1	0

Career Transactions

• June 9, 2016: Drafted by the Los Angeles Dodgers in the 1st round (32nd pick) of the 2016 amateur draft. Player signed June 21, 2016.

Injured List

• August 15 - 23, 2020 (neck inflammation)
 • June 25 - July 7, 2019 (right oblique strain)



Chris TAYLOR

OF | 3

@ctaylor_3

Bats: Right **Throws:** Right
Height: 6-1 **Weight:** 196
Opening Day Age: 31
Born: August 29, 1990 in Virginia Beach, VA
Resides: Los Angeles, CA
Acquired: Via trade with Seattle on June 19, 2016
ML Service: 6.037
MLB Debut: July 24, 2014



Career Highlights

- * 31-year-old infielder/outfielder enters his ninth big league season and his seventh year with the Dodgers after signing a four-year contract in December 2021
- * Has a career .261/.337/.443 slashline with 146 doubles, 26 triples, 79 home runs and 309 RBI in 743 games with the Mariners (2014-16) and Dodgers (2016-21)
- * Has spent the majority of his big league career playing in the infield with 258 games at shortstop, 124 games at second base and 36 games at third base, but transitioned into an outfield role during the 2017 season; splitting time between center field (186 games) and left field (177 games)...2019 marked his first season seeing time in right field for three games during September...as an infielder he has posted a .940 career fielding percentage, compared to a .968 fielding percentage as an outfielder
- * Blasted his sixth-career Postseason homer and his first Postseason walk-off homer with a two-run shot to win the Wild Card game on October 6, 2021 vs. STL
- * Was named to his first All-Star team in 2021 after posting a .277/.382/.452 slashline with 15 doubles, three triples, ten home runs, and 46 RBI before the Midsummer Classic...was also named the 2021 Roy Campanella Award winner for the Dodgers
- * Named co-MVP of the 2017 NLCS with Justin Turner, after hitting .316 (6-for-19) with five runs, one double, one triple, two home runs and three RBI paired with a 1.248 OPS in five games
- * Made his Major League debut on July 24, 2014 against the Orioles, making the start at shortstop and collecting his first big league hit on the same day, a single in the fifth inning off of Wei-Yin Chen
- * Slugged a grand slam home run in the sixth inning off of Silvino Bracho on July 15, 2016 at Arizona for his first career big league homer...also recorded single-game career-highs in RBI (6) and extra-base hits (3), while tying a career-best in runs (3)
- * Selected by the Seattle Mariners in the fifth round of the 2012 First-Year Player Draft out of University of Virginia

Year-By-Year

2021

- * Played in 148 games, producing a .254/.344/.438 slashline with a career-high 92 runs, 25 doubles, four triples, 20 home runs and career-high 73 RBI
- * Led the team in stolen bases (13) and was tied for first with four triples with Gavin Lux...ranked amongst the team's top offensive producers in multiple categories: average (.254, 3rd), hits (129, 2nd), runs (92, 3rd), doubles (25, 4th), total bases (222, 4th), RBI (73, 4th), on-base percentage (.344, 4th), slugging (.438, 4th), and OPS (.782, 4th)
- * Saw time at second base (46 G, 33 GS), shortstop (23 G, 19 GS), third base (11 G, 9 GS), left field (30 G, 16 GS), center field (61 G, 48 GS), and right field (8 G, 7 GS), committing just 12 errors in 148 total chances...produced a .956 fielding percentage
- * Blasted his sixth-career Postseason homer and his first Postseason walk-off homer with a two-run shot to win the Wild Card game on October 6, 2021 vs. STL
- * Was named to his first All-Star team after posting a .277/.382/.452 slashline with 15 doubles, three triples, ten home runs, and 46 RBI before the Midsummer Classic and went 0-for-2 in the game...was also named the Roy Campanella Award winner for the Dodgers

* Had a stellar postseason, slashing .351 (13-for-37)/.419/.784 with nine runs, four doubles, and four home runs for 12 RBI...went 4-for-5 against Atlanta in Game 5 of the NLCS

* Had a 14-pitch at-bat May 31 vs. STL that resulted in a three-run double...was a career-high in pitches faced and the Dodgers' longest at-bat since 2019 (Justin Turner at ARI 8/30/19)

* Scored a career high five runs on May 2 at MIL...was first Dodger to score five runs in a game since Shawn Green scored six on May 23, 2002 at MIL

* Talled a nine-game hit streak from June 29 - July 9, batting .371 (13-for-35) during that span with five doubles...also had a 16 game on-base streak, occurring from May 1 to May 21

Had identical averages in home games and day games, topping out at .282...had his best month in July, batting .333/.369/.619 in 26 games for 21 runs, seven doubles, seven home runs, and 20 RBI...was incredibly reliable in bases loaded situations, batting .313/.429/.500 in 20 games, going 5-for-16 with 17 RBI...totaled 52 RBI when runners were in scoring position for a .266 average (33-for-124)...batted in every spot of the lineup, batting sixth most often in 49 games...hit starting pitching well, garnering a .267 average (71-for-266) with 15 home runs and 39 RBI...drew three walks on April 4 at Colorado, one shy of his career-high...blasted two home runs in two games just five days apart on July 20 vs. SF and July 25 vs. COL

2020

* Was a reliable asset wherever needed, starting double-digit games at shortstop (15), left field (14) and second base (11)...started five times in center field

* Surpassed his previous career-high on base percentage by 12 points, finishing the season at .366...hit .270 on the season with eight homers and 32 RBI

* Had a great September, batting .296 (24-for-81) six doubles, one triple, six home runs and 23 RBI

* Led the Dodgers with two triples and ranked among NL batters in RBI (T-29th) and walks (T-25th, 26)

* Had success against right-handed pitchers, batting .296 (40-for-135) with eight doubles, two triples, six home runs and 23 RBI

Finished third on the Dodgers in multi-hit games with 14...also had three multi-hit games in the postseason...hit his fifth career postseason home run in Game 2 of the World Series...finished the postseason with a .207 batting average with four doubles, one homer and three RBI

2019

* Appeared in 124 games with 29 doubles, four triples, 12 homers and 52 RBI for a .262/.333/.462 slashline

Saw time at second base (20 games, 13 starts), third base (six games, four starts) and shortstop (39 games, 30 starts) for a total of 65 games on the dirt and 69 contests in the outfield...spent the balance between left field (56 games, 30 starts) and center (20 games, 11 games) with a debut in right field for a trio of starts in September...totaled a combined .957 fielding percentage (11E/850.1IP) with a .989 fielding percentage (1E/409.2IP) in the outfield...matched his 2017 career-best fielding percentage in the outfield...recorded his lowest error mark of his career in the outfield with just one miscue in 94 total chances...in 60 total chances, tallied a perfect fielding mark in left field with 59 putouts and one assist across a career-high 56 games...ranked fifth in the NL with eight total zone runs as an outfielder...recorded his third consecutive season collecting 25 or more doubles...slashed .309/.377/.545 with 17 doubles, two triples, seven homers and 28 RBI over his last 55 games...recorded an RBI in six straight games from June 23 to 28 for the longest streak in his career...connected for a pair of homers on June 19 vs. San Francisco to set a single-game career high, which he matched on Sept. 2 vs. Colorado

2018

* In his third season with the Dodgers, posted career highs in games played (155), runs (85, tied w/ 2017), doubles (35), triples (8) and walks (55)...posted a .254/.331/.444 slashline with 17 home runs, 63 RBI and nine stolen bases

* Led the team in runs scored, doubles and triples...ranked among the top 20 in the National League in runs (T-19th), doubles (T-11th), triples (T-4th), extra-base hits (60, T-14th), hit by pitches (9, T-17th), pitches per plate appearances (4.09, 15th), batting average on balls in play (.345, 10th) and WAR (5.0, 13th)

* Finished the season strong, slashing .345 (20-for-58)/.433/.586 with 16 runs, five doubles, three homers and nine RBI in his last 25 games since the beginning of September...finished September with the fifth best batting average in the National League, while ranking sixth in the league in OPS and ninth in OBP

Spent the majority of the season at shortstop (81 games, 73 starts), but also saw time at center field (50 games, 32 starts), left field (24 games, 18 starts), second base (12 games, five starts) and third base (eight games, three starts)...posted a .981 fielding percentage as an outfielder (2E/458.1IP), while recording a .972 combined fielding percentage overall (12E/1179.2IP)...appeared in 74 games as the leadoff hitter, with his three leadoff homers tied for fifth most in the National League...went 5-for-16 (.313) as a pinch-hitter, including stroking second career pinch-hit homer (June 25 vs. CHC)...launched his first career walk-off home run and his second career walk-off hit with a solo shot in the 10th inning on September 18 vs. COL...appeared in 15 postseason games for the Dodgers, batting .282 (11-for-39) with a double, triple, home run and three RBI

2017

* In his second season with the Dodgers, he had a breakout year posting a .288/.354/.496 slashline with 85 runs, 35 doubles, five triples, 21 home runs, 72 RBI, 17 stolen bases and 50 walks in 140 games, which were all career-bests

* Despite starting the first couple of weeks with Triple-A Oklahoma City, he led the Dodgers in multiple offensive categories, ranking first in doubles (34), triples (5), and stolen bases (17)...also ranked in the top 25 in the National League in batting average (21st), SLG (20th), OPS (.850, 22nd), doubles (T-12th), triples (T-15th), extra-base hits (T-19th), stolen bases (T-15th) and stolen base percentage (81.0%, 4th)

* According to Fangraphs.com, he finished 13th in the NL with a 4.7 WAR, which was the third best on the team behind Corey Seager (5.7, 7th NL) and Justin Turner (5.5, 9th NL)

* Reached base safely in all 15 postseason games for the Dodgers, hitting .254 (15-for-59) with 12 runs, four doubles, one triple, three homers and seven RBI along with a .889 OPS...named co-MVP of the 2017 NLCS with Justin Turner, after hitting .316 (6-for-19) with five runs, one double, one triple, two home runs and three RBI paired with a 1.248 OPS in five games

Hit .316 (48-for-152, 6th NL) with six homers and 27 RBI from the seventh inning and later...his .368 (28-for-76) average in close and late situations was the best mark in the NL and ranked third in the Majors...in 74 games as the Dodgers leadoff hitter, he posted a .302/.370/.530 slashline with 51 runs, 17 doubles, three triples, 15 homers and 42 RBI along with seven stolen bases...collected three leadoff home runs, which tied for fifth most in the NL...in 70 road games he hit .336 (4th ML) with 14 homers and 47 RBI, compared to a .237 mark with seven homers and 25 RBI at Dodger Stadium...appeared in the outfield a majority of the season, playing 49 games (47 starts) in center field and 48 games (46 starts) in left field, while also playing 22 games (19 starts) at second base, 14 games (10 starts) at third base and eight games (three starts) at third base...posted a .989 fielding percentage (2 E/800.2 IP) in the outfield and recorded seven outfield assists (T-12th NL)...his three grand slam homers tied for the second most in the Majors and tied for most in Dodger franchise history, joining Kal Daniels (1990), Mike Piazza (1998), Adrian Beltre (2004) and Matt Kemp (2009)...went 6-for-10 (.600, 5th ML) with the bases loaded...on July 22 against Atlanta, he went 2-for-2 with homer and a triple after entering the game in the seventh inning as a defensive replacement and according to the Elias Sports Bureau, he became just the second Dodger player since 1900 to hit a triple and a home run in a game that he did not start in, joining Gordon Windhorn, who accomplished the feat against the Phillies on Sept. 12, 1961...led the game on Sept. 18 at Philadelphia with his first career inside-the-park home run, which was also the club's first inside-the-park home run since 2011 (Trent Oeltjen) and L.A.'s first leadoff inside-the-park homer since manager Dave Roberts did so against the Cubs in 2003....started the year with Triple-A OKC, where in 10 games he hit .233 (10-for-43) with two doubles, two triples, one homer, and five RBI...recalled on April 19 and spent the rest of the season with Los Angeles

2016

* In 36 combined games with the Mariners and the Dodgers, he hit .213 (13-for-61) with two doubles, two triples, one homer and seven RBI

* Acquired by the Dodgers from Seattle on June 19 in exchange for RHP Zach Lee after playing in just two games with the Mariners, going 1-for-3 with two strikeouts

Made three stints with the Dodgers, batting .207 (12-for-58) and appeared in 10 games (two starts) at third base, seven games (five starts) at second base and five games (four starts) at shortstop...slugged a grand slam in the sixth inning off of Silvano Bracho on July 15 at Arizona for his first career big league homer...also recorded single-game career-highs in runs (3), RBI (6) and extra-base hits (3), while tying a career-best in hits (3)...split time between the Mariners' Triple-A Tacoma and the Dodgers' Triple-A Oklahoma City, posting a combined .322/.397/.474 slashline with 25 doubles, six triples, three homers, 37 RBI and 17 stolen bases in 78 games...hit a combined .395 (30-for-76) with runners in scoring position

2015

* Appeared in 37 games with Seattle between two separate stints (May 4-June 1 and July 2-30), hitting .170 (16-for-94) with three doubles, a triple and an RBI

Began the season on the DL with a fractured triquetrum bone in his right wrist...appeared in 28 games (25 starts) at shortstop, four games (two starts) at second base and one game at third base...spent majority of the season with Triple-A Tacoma, batting .300 with 56 runs, 20 doubles, six triples, four homers, 32 RBI and 16 stolen bases in 86 games...finished the season tying for seventh in on-base percentage (.391) and tied for 12th in triples in the PCL

2014

* Finished the season in the Majors after making his big league debut on July 24, batting .287 with 16 runs, eight doubles, nine RBI and five stolen bases in 47 games with the Mariners

* Recorded a hit in his first 12 starts (.419, 18-for-43), which was the second-longest hit streak for a starter to begin a career in Mariners history

Had his contract selected on July 24 and made his Major League debut against the Orioles on the same day, making the start at shortstop...collected his first big league hit on that day, with a single in the fifth inning off of Wei-Yin Chen...appeared in 75 games with Triple-A Tacoma, posting a .328/.397/.497 slashline with 63 runs, 22 doubles, seven triples, five homers and 37 RBI...tied for sixth in triples in the PCL...selected to the Triple-A PCL mid-season All-Star Game and was honored as Triple-A All-Star Game PCL Top Star, after going 3-for-3 with a pair of doubles...also selected as Baseball America's Triple-A All-Star

2013

• Hit .314 with 108 runs, 28 doubles, 11 triples, eight homers, 60 RBI and 38 stolen bases in 134 combined games with Single-A High Desert and Double-A Jackson

• Led Seattle minor leaguers in hits (165) and was second in stolen bases (38)

Was one of three minor league players to hit over .300 with at least 100 runs, 45 extra-base hits, 30 stolen bases and over a .400 on-base percentage...selected as California League mid-season All-Star and was honored as Mariners Organizational All-Star by MLB.com

2012

In his first professional season, combined to post a .322/.417/.432 slashline with 31 runs, 12 doubles, a triple, two homers, 22 RBI and 17 stolen bases in 49 games with Single-A Clinton and Single-A Everett

Personal

Christopher Armand Taylor...was inducted into the University of Virginia Baseball Hall of Fame in January of 2020...graduated from Cox High School (VA) in 2009, when he was named the Virginia Class AAA State Player of the Year...played college ball at the University of Virginia (2010-2012)...selected by the Seattle Mariners in the fifth round of the 2012 First-Year Player Draft.

Career Batting Record

Year	Team	AVG	G	AB	R	H	2B	3B	HR	RBI	SH	SF	HBP	BB	SO	SB	CS	OBP	SLG	E
2012	Clinton	.304	12	46	5	14	0	0	0	4	2	0	3	2	4	4	1	.373	.304	0
	Everett	.328	37	137	26	45	12	1	2	18	0	2	5	21	18	13	5	.430	.474	10
2013	Jackson	.293	67	256	46	75	12	4	1	16	1	1	2	40	55	18	3	.391	.383	18
	High Desert AZL Peoria	.335 .294	67 18	269 68	62 8	90 20	16 4	7 1	7 1	44 5	0 2	4 0	2 6	44 15	62 5	2 2	2	.426	.524	15
2014	SEATTLE	.287	47	136	16	39	8	0	0	9	1	1	2	11	39	5	2	.347	.346	7
	Tacoma	.328	75	302	63	99	22	7	5	37	1	5	3	35	74	14	6	.397	.497	11
2015	SEATTLE	.170	37	94	9	16	3	1	0	1	2	0	0	6	31	3	2	.220	.223	4
	Tacoma	.300	86	343	56	103	20	6	4	32	0	1	2	50	61	16	8	.391	.429	14
2016	LOS ANGELES	.207	34	58	8	12	2	2	1	7	0	0	0	4	13	0	0	.258	.362	1
	SEATTLE	.333	2	3	0	1	0	0	0	0	0	0	0	4	13	0	0	.258	.362	2
	Oklahoma City Tacoma	.368 .312	15 63	57 247	7 41	21 77	6 19	2 4	6 3	2 29	0 1	8 1	0 2	6 29	16 49	5 12	5	.438	.544	0
2017	LOS ANGELES	.288	140	514	85	148	34	5	21	72	0	1	3	50	142	17	4	.354	.496	11
	Oklahoma City	.233	10	43	8	10	2	2	1	5	0	0	1	5	5	1	2	.327	.442	0
2018	LOS ANGELES	.254	155	536	85	136	35	8	17	63	0	4	9	55	178	9	6	.331	.444	12
2019	LOS ANGELES	.262	124	366	52	96	29	4	12	52	2	5	4	37	115	8	0	.333	.462	11
	Rancho Cucamonga	.429	4	14	4	6	0	0	1	5	0	0	0	1	2	0	0	.467	.643	0
2020	LOS ANGELES	.270	56	185	30	50	10	2	8	32	1	0	2	26	55	3	2	.366	.476	2
2021	LOS ANGELES	.254	148	507	92	129	25	4	20	73	1	3	8	63	167	13	1	.344	.438	12
Major League- 8 years		.261	743	2399	377	627	146	26	79	309	7	14	28	252	742	58	17	.337	.443	62
Dodger Totals- 6 years		.264	657	2166	352	571	135	25	79	299	4	13	26	235	670	50	13	.341	.458	48
Minor League-7 years		.315	436	1714	318	540	109	33	24	198	5	14	21	233	346	103	32	.401	.459	81

Career Postseason Batting Record

Year	Team	AVG	G	AB	R	H	2B	3B	HR	RBI	SH	SF	HBP	BB	SO	SB	CS	OBP	SLG
2017	NLDS: LAD vs ARI	.231	3	13	3	3	1	0	0	1	0	0	0	2	3	0	0	.333	.308
	NLCS: LAD vs ChC	.316	5	19	5	6	1	1	2	3	0	0	0	5	2	0	0	.458	.789
	WS: LAD vs. HOU	.222	7	27	4	6	2	0	1	3	0	0	1	4	5	0	1	.344	.407
2018	NLDS: LAD vs ATL	.333	3	3	2	1	0	0	1	2	0	0	0	1	0	0	0	.500	1.333
	NLCS: LAD vs MIL	.364	7	22	4	8	1	1	0	1	0	0	0	4	7	1	0	.462	.500
	WS: LAD vs. BOS	.143	5	14	0	2	0	0	0	0	0	0	0	4	6	0	0	.333	.143
2019	NLDS: LAD vs. WAS	.125	5	8	1	1	0	0	0	0	0	0	0	3	4	0	0	.364	.125
2020	NLWC: LAD vs. MIL	.500	2	6	2	3	1	0	0	0	0	0	0	0	1	0	0	.500	.667
	NLDS: LAD vs. SD	.000	3	11	1	0	0	0	0	0	0	0	0	2	4	0	0	.154	.000
	NLCS: LAD vs. ATL	.222	5	18	3	4	2	0	0	0	0	0	0	2	8	0	0	.300	.333
2021	WS: LAD vs. TB	.217	6	23	2	5	1	0	1	3	0	0	0	1	11	0	0	.250	.391
2021	NLWC: LAD vs. STL	.500	1	2	1	1	0	0	1	2	0	0	0	0	0	0	0	.500	2.000
	NLDS: LAD vs. SF	.143	18	49	10	7	2	0	1	4	0	1	0	10	13	0	0	.283	.245
	NLCS: LAD vs. ATL	.476	6	21	5	10	3	0	3	9	0	0	0	3	7	3	0	.542	1.048
Postseason Totals		.259	62	201	36	52	13	2	9	25	0	1	1	33	60	4	1	.364	.478
LWC Totals		.500	3	8	3	4	1	0	1	2	0	0	0	1	0	0	0	.500	1.000
LDS Totals		.143	18	49	10	7	2	0	1	4	0	1	0	10	13	0	0	.283	.245
LCS Totals		.350	23	80	17	28	7	2	5	13	0	0	0	14	24	4	0	.447	.675
WS Totals		.203	18	64	6	13	3	0	2	6	0	0	1	9	22	0	1	.311	.344

Career Single-Game Bests

Most Hits: 4 (4x), last: June 27, 2019 at COL

Most RBI: 6, July 15, 2016 at ARI

Most Home Runs: 2 (4x), last, August 25, 2021 vs. COL

Most Runs Scored: 5, May 2, 2021 at MIL

Most Stolen Bases: 2 (6x), last: June 25, 2019 at ARI

Most Walks: 4, May 2, 2017 vs. SF

Longest Hitting Streak: 9 games, June 29 - July 8, 2021

Grand Slams: 3, last: July 1, 2017 at SD (Stammen)

Career Fielding Record

Position	PCT	G	PO	A	E	TC	DP
Second Base	.963	124	146	195	13	354	51
Third Base	.898	36	14	30	5	49	0
Shortstop	.960	273	593	593	36	902	94
Left Field	.984	177	242	9	4	255	2
Center Field	.990	186	302	3	3	308	0
Right Field	.929	9	13	0	1	14	0

Career Transactions

- June 5, 2012: Drafted by the Seattle Mariners in the 5th round of the 2012 amateur draft. Player signed June 12, 2012.
- June 19, 2016: Traded by the Seattle Mariners to the Los Angeles Dodgers for Zach Lee.

Injured List

- April 4-18, 2015 (fractured right wrist)
- July 15 - August 20, 2019 (left forearm fracture)



Blake TREINEN

RHP | 49

@blaketreinen49

Bats: Right **Throws:** Right

Height: 6-5 **Weight:** 225

Opening Day Age: 33

Born: June 30, 1988 in Wichita, KS

Resides: Bellevue, WA

Acquired: Signed as a free agent on December 14, 2020

ML Service: 7.065

MLB Debut: April 12, 2014



Career Highlights

- * The Kansas native enters his ninth professional season and third with the Dodgers, leading the team in appearances (72 games) for the 2021 season
- * Has compiled a 35-30 record with a 2.87 ERA in 444 career games (seven starts) across eight seasons with Washington (2014-17), Oakland (2017-19) and Los Angeles (2020-21)
- * Has tossed scoreless relief in 15 of 23 Postseason appearances, going 2-3 with one save and 4.74 ERA (13 ER/24.2 IP)
- * Recorded a career-best 24.0 scoreless inning streak from August 25, 2018 to April 2, 2019
- * Made his Major League debut on April 12, 2014 against Atlanta, as a member of the Washington Nationals, tossing 2.0 scoreless relief innings while allowing two hits and striking out a batter
- * Earned his first career win on June 28, 2014 at Chicago, after allowing two earned runs on four hits in 5.0 innings
- * Picked up his first career save on July 27, 2016, recording the final two outs of the game against Cleveland on only four pitches
- * Selected by the A's in the seventh round of the 2011 First-Year Player Draft out of South Dakota State

Year-By-Year

2021

- * Wrapped up the 2021 season with a 6-5 record and seven saves to go with a 1.99 ERA (16 ER/72.1IP) and 0.98 WHIP
 - * Limited hitters to a .179/.259/.253 slashline...allowed just five longballs in 257 at-bats
 - * Struck out the most batters (85) since the 2018 season and walked just 25...registered a 10.6 strikeout-per-nine mark
 - * Was dominant in the month of July, not allowing a walk in ten straight appearances from July 3 to July 24 while striking out 12 batters and not allowing an earned run to score...did not allow a hit across seven games from July 11 - 27 and kept hitters to a .093 average
 - * Kept the opposition to a .111/.198/.153 slashline with runners in scoring position, striking out 28 of 72 batters
 - * Appeared in eight Postseason games, producing a 0-1 record with a 2.08 ERA (2 ER/8.2 IP) with eight strikeouts and just two walks
- Was a force at home, producing a 5-2 record over 37 games for a 2.48 ERA (10 ER/36.1 IP)...registered his highest strikeout ratio percentage since 2018 at 29.7%...tossed 1.2 innings twice this year (6/9 at PIT, 6/25 vs. CHC), striking out three total batters...struck out three batters in six separate appearances...earned three of his five wins in August, garnering a 1.23 ERA (2 ER/14.2 IP)

2020

- * Tied for the team lead with 27 relief appearances in his first year with Los Angeles, going 3-3 with one save and a 3.86 ERA...ranked fifth among MLB relievers with a 65.3 ground ball percentage
- * In his primary role as a setup man, posted a 1.02 ERA (2 ER/17.2 IP) in 23 appearances in the 7th and 8th innings
- * Was dominant to open the season, allowing just two earned runs in 17.1 innings (1.04 ERA) in his first 17 appearances through Sept. 3...limited opponents to a .169 batting average (10-for-59) with a 0.98 WHIP in that span
- * Of his 14 inherited runners, only four scored (28.6%), tying for the 16th best percentage in the NL...limited opposing hitters to a

.200 batting average (7-for-35) with runners in scoring position

* Made a team high 11 appearances during the Postseason, helping to lead the Dodgers to a title...limited hitters to a .214 batting average (9-for-42) with a 0.88 WHIP, stranding all four inherited runners...went 1-1 and picked up the same in World Series Game 5, while allowed six runs in 11.1 innings (4.76 ERA)

2019

* Went 6-5 with a 4.91 ERA (32 ER/58.2 IP) in 57 games, striking out 59 batters against 37 walks while posting a 1.62 WHIP

* Finished the season tied for 12th among American League pitchers in saves, converting 16 of 21 save opportunities

* His six wins tied for fifth most among American League relievers

Held opponents to a .257 average, including a .259 mark against right-handed batters and a .254 batting average against lefties...had 12 relief appearances of more than 1.0 inning, including four outings of 2.0 innings... went 0-2 with three saves and a 3.20 ERA (7 ER/19.2 IP) in appearances of 1.1 or more innings...was placed on the 10-Day IL with a strained right shoulder from June 23 to July 3

2018

* Went 9-2 with a career-high 38 saves, a career-low 0.78 ERA (7 ER/80.1 IP) and a career-high 100 strikeouts

* Led American League relievers in ERA and win percentage (.818) and ranked among leaders in saves (3rd), wins (2nd), innings pitched (5th, 80.1), strikeouts (5th) and WHIP (2nd, 0.83)

* Became the first pitcher in Major League history to save 30 games, compile an ERA under 1.00 and strikeout 100 batters...the ERA was the lowest in Major League history among pitchers with 80 or more innings since the earned run became an official stat (1912 in NL, 1913 in AL)

Was named Major League Relief Pitcher of the Year by Baseball Digest and was named as the reliever on the Baseball America All-Star Team...was named to his first All-Star Game after going 5-2 with 24 saves and a 0.94 ERA (5 ER/48.0 IP) in 40 first-half games...limited right-handed batters to a .124 batting average, the best mark among Major League relievers (min. 50.0 IP)... his .192 opponent's batting average against lefties ranked 19th among American League relievers... his overall .158 opponent's batting average was fourth-best among American League relief pitchers

2017

* Combined to go 3-6 with 16 saves and a 3.94 ERA (33 ER/75.2 IP) in 72 games with Washington and Oakland

* Was acquired by Oakland from Washington in the Sean Doolittle/Ryan Madson trade on July 16 ...went 3-4 with a 2.13 ERA in 35 appearances with Oakland and his ERA was third lowest in the American League among pitchers with more than 35 innings from July 17 through the end of the season

* Converted 16-of-21 (76.2%) save opportunities and tied for third among Major League relievers in grounded into double plays (12)... 11 of his 12 GIDP were against righties

Yielded a .274 opponents batting average, including .252 against right-handed hitters and .302 against left-handers...tossed a season-high 2.0 innings May 2 against Arizona, his first of seven games of two or more innings...had surgery to remove a cyst on his right middle finger Oct. 6...the surgery was performed by Dr. McPherson Beall in Portland, Oregon

2016

* Pitched in a career-high 73 games, posting a 4-1 record with a save and a 2.28 ERA (17 ER/67.0 IP) while allowing a career-low 51 hits and striking out 64 batters

* Ranked among National League relievers in ERA (8th), holds (12th, 22) and games played (T-12th)

* Led NL relievers and ranked third in the majors in ground ball percentage (66.5%)...induced 17 double plays, which was the most in the majors among relievers

Recorded a 0.68 ERA with 14 strikeouts, four walks, 10 hits and seven holds in his final 15 games of the regular season...tossed 16.1 consecutive scoreless innings from May 15 to June 24...recorded his first career save, June 27 at Cleveland (0.2 IP)...made his first appearance in the postseason...earned the win in Game 2 of the NLDS against Los Angeles (1.1 IP, 2 SO)

2015

* Made his first Opening Day roster in his first full season as a reliever, going 2-5 with a 3.86 ERA (29 ER/67.2 IP) while posting a 1.39 WHIP and striking out 65 batters

* Induced ground balls at a rate of 63.8 percent (5th in NL) and ranked 11th in the majors in fastball velocity (96.4 mph)

Held right-handed batters to a .187/.276/.216 line while surrendering just two extra base hits (double, home run) in 134 at bats... was optioned to Triple-A Syracuse July 20 and recalled Aug. 6...struck out 14 in 12.0 scoreless innings of relief spanning five games...upon his return to Washington, tossed scoreless relief in next 12 games (13.0 IP)...struck out 12, walked two and posted a 0.69 WHIP over that stretch

2014

* Enjoyed six separate stints with the Nationals in 2014 despite never having pitched above Double-A entering the 2014 season

* Was 1-3 with a 3.00 ERA in seven starts for Washington

Made his Major League debut April 12 at Atlanta with 2.0 scoreless innings...tossed 5.0 innings of two-run ball to earn his first career win on June 28 at Chicago-NL (G2)...went 8-2 with a 3.35 ERA in 16 International League starts for Triple-A Syracuse... fanned 7.1 batters per nine innings and walked just 2.2 batters per nine innings at Triple-A

2013

Combined on a 3.47 ERA in 23 games (22 starts) for Double-A Harrisburg and short-season Single-A Auburn in his third

professional season...struck out 93 batters in 124.2 innings...was traded to Washington in a three-team, five-player deal prior to the 2013 season

2012

Began his conversion to a starting role, going 6-6 with a 4.70 ERA in 15 starts for Stockton of the Single-A California League...struck out a career-best 10 on June 12 vs. Bakersfield...posted a 2.08 ERA in nine relief appearances, fanning 14 in 13.0 innings out of the bullpen...registered a 4.0 strikeout-to-walk ratio (92 SO, 23 BB)

2011

Posted a win, two saves, a 3.67 ERA and allowed only one homer in his 30.0-inning pro debut with Burlington of the Single-A Midwest League and the Athletics' Arizona Rookie League club

Personal

Blake M. Treinen...he and his wife, Kati, have two children...pitched collegiately as a walk-on and graduated from South Dakota State University...went 10-4 with a 4.46 ERA in 25 career starts spanning two seasons (2010-11) for the Jackrabbits...struck out 9.4 batters per 9.0 innings at SDSU...before his arrival in Brookings, SD, studied at the University of Arkansas and Baker (KS) University...was member of Baker's JV squad...attempted to try out at Arkansas, but school did not have a program for walk-ons...was forced to sit out 2009 campaign while transferring from Arkansas to South Dakota State...graduated from Osage City (KS) High School ...during 2016 Spring Training, garnered attention as the subject of a clue on "Jeopardy," The Nationals' Blake Treinen hit 100 miles per hour with this type of pitch that gets its name from its downward motion (answer: "What is a sinker?")



Career Pitching Record

Year	Team	W-L	ERA	G	GS	CG	SHO	SV	IP	H	R	ER	HR	HB	BB	SO	WP	BK	A/G
2011	Burlington	1-1	3.67	18	0	0	0	2	27.0	20	13	11	1	1	7	29	2	0	202
	AZL Athletics	0-0	0.00	3	0	0	0	0	3.0	3	0	0	0	0	1	7	0	0	250
2012	Stockton	7-7	4.37	24	15	1	0	0	103.0	116	60	50	11	4	23	92	5	0	278
	Harrisburg	6-7	3.64	21	20	0	0	0	118.2	125	54	48	9	4	33	86	8	1	269
2013	Auburn	0-0	0.00	2	2	0	0	0	6.0	1	0	0	0	0	7	0	0	0.56	
	WASHINGTON	2-3	2.49	15	7	0	0	0	50.2	57	17	14	1	2	13	30	1	0	286
2014	Syracuse	8-2	3.35	16	16	0	0	0	80.2	78	34	30	4	4	20	64	2	0	253
	WASHINGTON	2-5	3.86	60	0	0	0	0	67.2	62	32	29	4	2	32	65	4	0	254
2015	Syracuse	0-0	0.00	5	0	0	0	0	12.0	6	0	0	0	0	1	14	3	0	143
	WASHINGTON	4-1	2.28	73	0	0	0	1	67.0	51	19	17	5	0	31	63	1	0	224
2016	OAKLAND	3-4	2.13	35	0	0	0	13	38.0	32	11	9	3	2	12	42	3	0	225
	WASHINGTON	0-2	5.73	37	0	0	0	3	37.2	48	24	24	3	3	13	32	1	0	320
2017	OAKLAND	9-2	0.78	68	0	0	0	38	80.1	46	12	7	2	1	37	59	1	0	358
	OAKLAND	6-5	4.91	57	0	0	0	16	58.2	58	33	32	9	1	37	59	1	0	257
2018	Las Vegas	1-0	27.0	1	0	0	0	0	1.0	4	3	3	2	0	0	0	0	0	667
	LOS ANGELES	3-3	3.86	27	0	0	0	1	25.2	23	15	11	1	2	8	22	2	0	240
2019	LOS ANGELES	6-5	1.99	72	0	0	0	7	72.1	46	20	16	5	3	25	85	3	0	179
	Major League- 8 years	35-30	2.87	444	7	0	0	79	498.0	423	183	159	33	16	192	498	22	0	231
Dodger Totals - 2 years		9-8	2.48	99	0	0	0	8	98.0	69	35	27	6	5	33	107	5	0	221
Minor League-6 years		26-22	2.97	345	7	0	0	71	400.0	354	148	132	27	11	159	391	17	62	239

Career Postseason Pitching Record

Year	Team	W-L	ERA	G	GS	CG	SHO	SV	IP	H	R	ER	HR	HBP	BB	SO	WP	BK
2016	NLDS: WAS vs. LAD	1-1	6.75	3	0	0	0	0	2.2	3	2	2	0	1	0	5	0	0
2018	ALWC: OAK vs. NYY	0-0	13.50	1	0	0	0	0	2.0	2	3	3	1	0	2	0	0	0
2020	NLWC: LAD vs. MIL	0-0	0.00	1	0	0	0	0	1.0	1	0	0	0	0	0	1	0	0
	NLDS: LAD vs. SD	0-0	0.00	3	0	0	0	0	2.1	1	0	0	0	0	1	0	2	0
2021	NLCS: LAD vs. ATL	1-1	6.75	4	0	0	0	0	5.1	5	4	4	1	0	0	2	1	0
	WS: LAD vs. TB	0-0	6.75	3	0	0	0	1	2.2	2	2	2	0	0	1	5	0	0
2021	NLWC: LAD vs. STL	0-0	0.00	1	0	0	0	0	1.2	1	0	0	0	0	1	1	0	0
	NLDS: LAD vs. SF	0-0	2.70	3	0	0	0	0	3.1	1	1	1	0	0	0	5	0	0
	NLCS: LAD vs. SF	0-1	2.45	4	0	0	0	0	3.2	3	1	1	0	0	1	2	0	0
Postseason Totals		2-2	6.19	15	0	0	0	1	16.0	14	11	11	2	2	3	15	1	0
LWC Totals		0-0	5.79	3	0	0	0	0	4.2	4	3	3	1	0	3	2	0	0
LDS Totals		1-1	3.24	9	0	0	0	0	8.1	5	3	3	0	2	0	12	0	0
LCS Totals		1-2	5.00	8	0	0	0	0	9.0	8	5	5	1	0	1	4	0	0
WS Totals		0-0	6.75	3	0	0	0	1	2.2	2	2	2	0	0	1	5	0	0

Career Single-Game Bests

Low-Hit Complete Game:	None	Most Strikeouts:	6, May 14, 2015 at SD
Most Innings Pitched - Starter:	6.0 IP, June 7, 2014 at SD	Most Walks:	5, May 22, 2014 at PIT
Most Innings Pitched - Reliever:	5.0 IP, May 14, 2015 at SD	Longest Winning Streak:	4 games, July 20 - August 1, 2019
Most Earned Runs Allowed:	5, August 24, 2016 vs. BAL	Longest Losing Streak:	4 games, August 16 - September 5, 2017

Career Fielding Record

Position	PCT	G	PO	A	E	TC	DP
Pitcher	.936	444	29	74	7	110	3

Career Transactions

- June 7, 2011: Drafted by the Oakland Athletics in the 7th round of the 2011 amateur draft. Player signed June 14, 2011.
- January 16, 2013: Traded as part of a 3-team trade by the Oakland Athletics with a player to be named later and A.J. Cole to the Washington Nationals. The Seattle Mariners sent John Jaso to the Oakland Athletics. The Washington Nationals sent Mike Morse to the Seattle Mariners. The Oakland Athletics sent Ian Krol (March 20, 2013) to the Washington Nationals to complete the trade.
- July 16, 2017: Traded by the Washington Nationals with Jesus Luzardo and Sheldon Neuse to the Oakland Athletics for Sean Doolittle and Ryan Madson.
- December 14, 2019: Signed a one-year contract with Los Angeles
- January 5, 2021: Signed a two-year contract with Los Angeles

Injured List

- June 23 - July 3, 2019 (shoulder strain)



Justin TURNER

IF | 10

@redturn2

Bats: Right **Throws:** Right

Height: 5-11 **Weight:** 202

Opening Day Age: 37

Born: November 23, 1984 in Long Beach, CA

Resides: Studio City, CA

Acquired: Signed a two-year contract on February 18, 2021 with Los Angeles

ML Service: 11.045

MLB Debut: September 8, 2009



Career Summary

- * Veteran third baseman enters his ninth year with the Boys in Blue after being named to his second All-Star team in 2021
- * Enters his 14th big league season and has posted a .290/.368/.470 slash line with 151 home runs and 582 RBI in 1,265 career games with Baltimore (2009-10), New York-NL (2010-13) and Los Angeles (2014-21)
- * Has a .312 career batting average with runners in scoring position, which is tied for 10th among active players (min. 600 PA)...also has a .309 average with runners on base
- * Has spent the majority of his career at third base (897 G, 816 GS, .965 fielding pct.), but has also appeared at first base (39 G, 25 GS, .987 fielding percentage), second base (133 G, 103 GS, .977 fielding pct.), shortstop (46 G, 30 GS, .958 fielding pct.), left field (1 G), and pitcher (1 G)...among active third basemen (min. 500 G), is sixth in fielding percentage
- * Since joining the Dodgers in 2014, Turner ranks among National League leaders (MIN. 2000 AB) in batting average (.298, 7th), on-base percentage (.379, 7th) and slugging percentage (.498, 12th)...among all-time Los Angeles hitters (min. 3000 PA), ranks fifth in average, fourth in OBP and fifth in SLG entering 2022
- * Recorded his 1,000th-career hit on Aug. 11, 2020 with a double off the Padres' Garrett Richards
- * Clubbed his 100th career home run on June 14, 2019 to join Ron Cey (228) and Adrian Beltre (147) as the only Dodger third basemen in the 100-homer club
- * In 82 career postseason games, has posted a .275/.372/.474 slash line with 19 doubles, 13 home runs and 42 RBI...he is the Dodgers' all-time Postseason leader in games, at-bats (352), runs (43), hits (83), doubles, homers (tied w/ Corey Seager) and RBI...drove in 14 runs during the 2017 Postseason, which is the most-ever runs driven in by a Dodger in a single Postseason...holds a Dodger franchise record by reaching base safely in 15 consecutive postseason games from Oct. 9, 2015-Oct. 20, 2016...his .372 career OBP ranks 16th all-time in Major League Postseason history (MIN. 200 PA)
- * Recognized as the Dodgers' 2017, 2019 and 2020 Roy Campanella Award winner, which is given to the Dodger player who best exemplifies the spirit and leadership of the late Hall of Fame catcher, and is voted on by Dodger players and coaches...he is the only three-time winner
- * Selected as the Dodgers' nominee for the Roberto Clemente Award in 2017, 2018, 2020 and 2021
- * Made his Major League debut as a pinch-hitter on Sept. 8, 2009 with Baltimore at Boston and struck out against Clay Buchholz in his first at-bat...recorded his first big league hit at New York-AL with a single off Michael Dunn on September 11, 2009 (occurred at 1:17 a.m. on September 12, following a 2:34 delay)
- * Hit his first big league home run on May 15, 2011 as a Met at Houston off Aneury Rodriguez
- * Selected by the Cincinnati Reds in the seventh round of the 2006 First-Year Player Draft

Year-By-Year

2021

- * Produced a .278/.361/.471 slashline over 151 games this season, going 148-for-533 with 22 doubles, 27 home runs, 87 RBI, and 98 strikeouts against a career-high 61 walks
- * Led the National League multiple offensive categories: total bases (22nd, 251) and home runs (24th, 27), and also led in HBP (12th, 12)
- * Ranked first in team average (.278) and team hits (148), and ranked amongst the team best in home runs (2nd, 27), RBI (2nd, 87), OBP (3rd, .361), SLG (3rd, .471), and OPS (3rd, .832)...matched his career-high from 2016 and 2019 with 27 homers
- * Gathered his second career All-Star distinction, after slashing .305/.391/.498 with 15 home runs and 39 RBI leading up to the Midsummer Classic
- * Was a key cog in the Dodgers' lineup, batting .400 (4-for-10) in bases loaded situations and .263 (36-for-137) with runners in scoring position, facing both situations in 118 games
- * Had two multi-homerun games, the 11th and 12th of his career, on June 9 at PIT and Sept. 7 at STL, going 5-for-10 with four runs, four home runs, and five RBI in both matchups
- * Registered an eight-game hitting streak from July 1 – 10, going 16-for-32 with three home runs and nine RBI
- * Hit .188/.211/.206 in ten postseason games, totaling three runs, one home run, and one RBI
- * Notched a .961 fielding percentage through 143 games (135 starts) at third base
- * Made his Major League debut as a pitcher, tossing a scoreless inning of relief on Aug. 29 against Colorado...it was his first career pitching appearance

Batted .258 (41-for-159) against lefties and .286 (107-for-374) against righties...fair well against both starting and relieving pitching, posting a .304/.392/.528 and .243/.321/.396 respectively...had three hits in ten games, tallying seven home runs and 18 RBI during those matchups...batted .338 (22-for-65) in 18 games against Arizona this year, totaling four home runs and 20 RBI...was great offensively in his seven games against Washington, going 11-for-22 with two home runs and three RBI...stole three bases on the year (8/8 vs. LAA, 9/4 at SF, 9/29 vs. SD)

2020

- * Slashed .307/.400/.460 with nine doubles, four homers and 23 RBI in 42 games during the abbreviated 60-game season last year
- * Batted .350 (14-for-40) with runners in scoring position and .369 (24-for-65) with runners on base
- * Hit third (31 games) or fourth (11 games) all season
- * Hit .340 (35-for-103) vs. right handers and .373 (25-for-67) at Dodger Stadium
- * Recorded his 1,000th-career hit on Aug. 11, 2020 with a double off the Padres' Garrett Richards
- * Had a season-high 13-game hitting streak from Aug. 5-19
- * Missed 13 games after being placed on the 10-Day IL on August 29 with a left hamstring strain
- * Earned a walk in the final game of the season, extending his on-base streak to 32 games, the longest active on-base streak in the Major Leagues
- * Homered twice against the Angels on September 25, his 10th career multi-homer game
- * Appeared in all 18 Postseason games, posting a .250 average (17-for-68) with six doubles, 13 runs scored, three homers and six RBI...did not make an error in 39 total chances at third base during the Postseason run
- * Hit three Postseason home runs (NLCS Game 6/World Series Games 3 and 4), giving him the most in Dodger history with 12 in his career...hit .320 (8-for-25) with two homers and four doubles in the 2020 World Series
- * Since 2015, his 12 Postseason round-trippers are the most in the NL
- * Became the first three-time winner of the Dodgers' Roy Campanella Award, taking home the honor for the third time in the last four seasons

2019

- * Slashed .290/.372/.509 with 24 doubles, 27 homers and 67 RBI across 135 games, his most since 2016
- * Finished the season with 40 multi-hit games, trailing Cody Bellinger's team-leading 45 multi-hit efforts
- * Matched a career high with 27 home runs on the season, reaching the mark in 16 fewer games than his 2016 campaign (151)

Set a new career high with 80 runs scored and notched his highest fielding percentage with a .973 clip at the hot corner...launched 10 homers and drove in 19 to tally a .330/.389/.680/1.069 line in August for his most homers in a calendar month...ranked fourth among Major League third basemen with a .973 fielding percentage (8E/1023.2) at the hot corner...appeared in all five Postseason games, posting a .286 average (6-for-21) with a pair of doubles and homers, five RBI and three runs scored...hit safely in four of five Postseason games to cap his Postseason hit streak at 13 straight consecutive NLDS contests...after launching his eighth and ninth Postseason home runs in Games 3 and 4 of the NLDS, he trails just Duke Snider (11) and Steve Garvey (10) in Dodger franchise Postseason homers...since 2015, his nine Postseason round-trippers are the most in the NL...recipient of the Dodgers' 2019 Roy Campanella Award for the second time in his career...he joins Chase Utley and Clayton Kershaw as the third Dodger to receive the accolade twice

2018

* Posted a .312/.406/.518 slash line with 62 runs, 31 doubles, one triple, 14 home runs and 53 RBI despite being limited by injuries to 103 games...the Dodgers went 63-40 when Turner appeared in a game

* Drew 47 walks and was hit by a team-leading 12 pitches, while striking out 54 times

* Among hitters with 400 or more PA, ranked fifth in batting average, fourth in OBP and ninth in OPS (.924)

Dominated left-handed pitchers, hitting .336 (40-for-119) with 15 doubles, one triple, four homers and 17 RBI along with a 1.028 OPS...posted the fifth best batting average against southpaws in the National League, while his OPS ranked fourth on the Senior Circuit...posted .962 fielding percentage (10 E/777.0 INN) at third base, which was the 10th best fielding percentage among big league third basemen (min. 750.0 INN)...in 55 games following the All-Star break, he ranked among big league leaders in batting average (.356, 2nd), OBP (.447, 3rd), SLG (.619, 5th), OPS (1.066, 4th), doubles (24, 2nd), extra-base hits (34, 8th) and hit by pitches (8, T-4th)...finished with the sixth best OPS in franchise history post All-Star break, trailing just Manny Ramirez (1.232, 2008), Mike Piazza (1.147, 1997), Duke Snider (1.132, 1953), Adrian Beltre (1.106, 2004) and Shawn Green (1.071, 2001)...voted the National League Player of the Month for August after batting .402 (39-for-97) with 22 runs, 11 doubles, one triple, six home runs, 20 RBI and a stolen base across 25 August games to claim his first career NL Player of the Month Award, and second monthly award overall after earning NL Rookie of the Month honors in May 2011...became just the seventh player in franchise history to bat .400-or-better with at least 18 extra-base hits in a single calendar month, joining Hall of Famers Jackie Robinson (May 1949) and Zack Wheat (August 1925), as well as Del Bissonette (May 1930), Babe Herman (July 1930, July 1929) and John Frederick (May 1929)...batted .464 (26-for-56) during a 14-game hitting streak from Aug. 4-20...tied for the second-longest streak of his career...collected his fourth career walk-off hit with a game-winning RBI double on August 25 against the Padres...appeared in all 16 of the Dodgers' Postseason games, going 20-for-67 (.299) with a .373 OBP, three doubles, a homer and four RBI...hit .333 (8-for-24) in the World Series vs. Boston...named the clubs' 2018 nominee for the prestigious Roberto Clemente Award, the most prominent individual player award bestowed by MLB...was selected as the Dodgers' nominee for a second consecutive season...opened the season on the DL after he was hit by a pitch during a Spring Training game vs. Oakland on March 19, sustaining a small non-displaced fracture of his left wrist...returning to the Dodger lineup on May 15...also placed on DL from July 23-Aug. 2 with a right groin strain

2017

* First time All-Star posted a .322/.415/.530 slashline with 72 runs, 32 doubles, 21 home runs and 71 RBI in 130 games...finished third in the National League in batting average (5th, ML), while also ranking second in OBP (4th, ML) and eighth in OPS (.945)

* His .380 batting average (54-for-142) against left-handed pitchers ranked fourth in the big leagues, while he led the Majors in OBP (.477) and ranked third in OPS (1.181)

* Went 30-for-100 (.300) with RISP and batted .319 (65-for-204) with runners on base, which ranked 18th in the National League

Recorded a team-high tying 42 multi-hit games, which also tied for 16th in the NL...also ranked ninth in the senior circuit with a 5.5 WAR, according to Fangraphs.com...finished eighth in the National League MVP voting...selected to his first All-Star game, earning the spot via MLB's Final Vote, tallying an all-time record of 20.8 million votes during the four-day balloting...prior to the All-Star break, he led the Majors (min. 200 AB) with a .377 batting average and a .473 OBP in 65 games, while recording 17 doubles, 10 homers, 37 RBI, 28 multi-hit games (T-7th, NL) and a 1.056 OPS (3rd, ML)...his OBP ranked 13th best at the All-Star break since 1969 in the NL...recognized as the Dodgers' Roy Campanella Award winner, which is given to the Dodger player who best exemplifies the spirit and leadership of the late Hall of Fame catcher, and is voted on by Dodger players and coaches...also was the club's nominee for the Roberto Clemente Award...capped off a career-high 16-game hitting streak from April 13-30, hitting .433 (26-for-60) with six doubles, one home run and nine RBI along with a 1.083 OPS...appeared in all 15 postseason games for the Dodgers and posted a .286 (16-for-56)/.420/.536 slashline with eight runs, two doubles, four homers and 14 RBI...drove in the most runs in a single postseason in Dodger history, while his four longballs tied for second most by a Dodger in a single postseason...named NLCS co-MVP with teammate Chris Taylor...placed on the 10-day disabled list from May 19-June 9 with a right hamstring strain

2016

* Batted .275 and posted career-highs in hits (153), walks (48), doubles (34), triples (3), homers (27), RBI (90) and games played (151).

* Ranked 12th in the NL with a .305 batting average vs. right-handed pitchers (117-for-384), with 22 of his 27 homers coming off righties

Hit .325 with runners in scoring position – the 13th-best mark in the NL – and hit .300 with runners on base (76-for-253...got off to a slow start, but posted a .307/.356/.577 slashline over his final 91 games after June 13, going 108-for-352 with 25 doubles, 22 homers and 69 RBI...in that span, ranked among the NL leaders in average (15th), doubles (10th), homers (T-6th), slugging percentage (5th) and RBI (T-3rd)...hit only .221 (45-for-204) during his first 60 games through June 12...was a Gold Glove finalist and ranked fourth among NL third basemen with a .972 fielding percentage...appeared in 144 games (138 starts) at third base and one game at first base...reached base safely in 10 of 11 postseason games, posting .286/.457/.514 slashline...went 10-for-35 with six runs, a triple, two homers and eight RBI...slugged his first career postseason home run with a two-run shot in the third inning in Game 1 of the NLDS...selected as a finalist for the Players Choice Award for Marvin Miller Man of the Year honors

2015

* Batted .294 with 26 doubles, a triple, 16 homers and 60 RBI, tying a career high with 113 hits (also: 2011) and setting career-best marks in home runs and RBI...ranked 12th in the NL (min. 350 AB) with a .370 on-base percentage and placed 13th with a .491 slugging percentage

* Hit .356 with runners on base (58-for-163) and batted .322 (29-for-90) with RISP

* Posted a .963 fielding percentage, appearing at all four infield positions – 10 games (six starts) at first base, five games (three starts) at second base, 100 games (88 starts) at third base and one start at shortstop

Hit safely in all five postseason games (four multi-hit games), going 10-for-19 (.526) with two runs scored, six doubles and four RBI in the NLDS vs. New York...his six doubles tied for the most ever by any player in a single postseason series along with the Yankees' Hideki Matsui (2004 ALCS) and the Tigers' Pete Fox (1934 World Series)...his 10 hits were the most by a Dodger in a postseason series since Steve Garvey's 10 in the 1981 World Series and tied for the second most in a postseason series in franchise history... placed on the DL from July 31-Aug. 13 with a right thigh skin infection...on Oct. 22, had arthroscopic surgery on his left knee to clean up loose bodies, performed by Dr. Neal ElAttrache

2014

* Set career marks in batting average (.340), on-base percentage (.404) and slugging percentage (.493, T-1st with 2016) in 109 games with the Dodgers...led National Leaguers (min. 250 AB) in batting average and ranked third in on-base percentage

* Was 26-for-62 (.419) with runners in scoring position, the best mark among Major Leaguers (min. 50 AB w/ RISP)

As a pinch hitter, hit .400 (12-for-30) with three doubles and 10 RBI...was the second-best average for a pinch hitter in franchise history, behind Jeff Treadway's .481 mark in 1994 (min. 25 PA)...made the club's roster as a non-roster invitee and was the Dodgers' Opening Day second baseman against the D-backs on March 22 in the Opening Series in Australia...placed on the DL from June 29-July 18 with a left hamstring strain...appeared in two games in the NLDS against St. Louis

2013

Hit .280 (56-for-200) in 86 games for New York-NL...had multi-hit performances in 16 of his 38 starts...made his first career appearance in the outfield on May 8 vs. Chicago-AL...played left field after entering the game as a pinch hitter in the eighth inning... made one trip to the 15-day disabled list, June 17-July 22, with a left intercostal strain

2012

Spent his first full season in the Majors and batted .269 with two homers and 19 RBI in 94 games for the Mets...batted .293 with runners in scoring position (12-for-41)...made one trip to the 15-day disabled list, May 29-June 16, with a sprained right ankle

2011

Recalled from Triple-A Buffalo of the International League on April 19 and remained with the Mets for the remainder of the season...finished fourth among National League rookies in RBI, hits and runs scored, second in doubles, third in walks and fourth in extra-base hits (34)...reached safely (via hit, walk or hit-by-pitch) at least once in 28 straight games from June 1-July 6, the longest single season streak by a rookie in Mets team history...became the first Mets player to win NL Rookie of the Month, capturing the award for May... set a Mets rookie record with at least one RBI in seven consecutive games from May 14-21 (12 RBI)... hit his first Major League home run on May 15 at Houston off Aneury Rodriguez...had a career-high 11-game hitting streak from Aug. 26-Sept. 11

2010

Started the year with the Orioles...was claimed by the Mets on May 25...combined to appear in nine big league games (1-for-17)... finished fifth in the International League with a .316 (125-for-396) combined batting average in 101 games with Norfolk and Buffalo... went 6-for-6 and hit for the cycle vs. Rochester in the last game of the season on September 6...scored four runs...became the first Bisons' player to collect six hits in a game in the modern era

2009

Saw his first big league action in his first season in the Baltimore organization, but spent the majority of the season at Triple-A Norfolk...made his Major League debut on Sept. 8 as a pinch hitter at Boston and struck out against Clay Buchholz in his first at-bat...recorded his first big league hit at New York-AL on September 11, (occurred at 1:17 a.m., on September 12) a single off Michael Dunn following a 2:34 delay...led the Triple-A Norfolk in games played (108) and hits (116), and finished second in doubles (28) and runs scored (54)...his .300 batting average was good for 10th in the International League

2008

Split the season between Advanced-A Sarasota of the Florida State League and Double-A Chattanooga of the Southern League, batting a combined .298 with eight homers and 53 RBI...traded by the Reds with Brandon Waring and Ryan Freel to the Orioles for Ramon Hernandez and cash on Dec. 9

2007

Batted a combined .307 with 10 home runs, 59 RBI and 12 stolen bases in 123 games with Single-A Dayton of the Midwest League and Single-A Sarasota of the Florida State League...selected as Midwest League mid- and post-season All-Star, finishing second in the league in hits and third in batting average

2006


Finished fourth in the Pioneer League with a .338 batting average, while posting a .411 on-base percentage, six homers and 41 RBI in 60 games in his first professional season...was named to the Pioneer League postseason All-Star team

Personal

Justin Matthew Turner...married to Kourtney...in recognition of his impact on the local community, the Los Angeles City Council proclaimed Tuesday, January 22, 2019 as Justin Turner Day in Los Angeles...along with Kourtney, in 2016, he founded the Justin Turner Foundation, whose mission is to support homeless veterans and children (and their families) battling life-altering illnesses...has held an annual charity tournament since 2016...has been an active participant in the team's community efforts during his time in Los Angeles...is a frequent visitor to the Los Angeles Dream Center and has made numerous trips to children's hospitals to visit with patients...played at Cal State-Fullerton...was a member of the 2004 College World Series champions...named to the College World Series All-Tournament team as a shortstop as a freshman, and a second baseman in his senior year...graduated from Mayfair High School (CA) in 2002, where he played baseball...was named League MVP his senior year...selected by the Cincinnati Reds in the seventh round of the 2006 First-Year Player Draft.

Career Batting Record

Year	Team	AVG	G	AB	R	H	2B	3B	HR	FBI	SH	SF	HP	BB	SO	SB	CS	OBP	SLG	E
2006	Billings	.338	60	231	53	78	16	3	6	41	0	2	7	23	38	12	2	.411	.511	8
2007	Sarasota	.200	6	20	2	4	0	0	0	0	0	0	1	2	0	0	0	.238	.200	0
	Dayton	.311	117	466	70	145	25	4	10	59	0	2	9	39	72	12	8	.374	.446	14
2008	Chattanooga	.289	78	280	45	81	14	1	8	42	3	6	1	33	54	2	1	.359	.432	8
	Sarasota	.316	33	136	23	43	8	1	0	11	0	0	3	12	19	3	1	.384	.390	1
2009	BALTIMORE	.167	12	18	2	3	0	0	0	3	0	0	0	4	3	0	0	.318	.167	0
	Norfolk	.300	108	387	54	116	28	0	2	43	4	8	8	34	37	9	4	.362	.388	21
2010	BALTIMORE	.000	5	9	0	0	0	0	0	0	0	0	0	0	3	0	0	.000	.000	0
	NEW YORK (NL)	.125	4	8	1	1	1	0	0	0	0	0	0	1	0	0	0	.222	.250	0
	Buffalo	.333	78	312	58	104	22	1	11	35	4	2	6	24	38	5	3	.390	.516	10
	Norfolk	.250	23	84	11	21	8	0	1	8	1	1	0	9	13	2	0	.319	.381	3
2011	NEW YORK (NL)	.260	117	435	49	113	30	0	4	51	2	1	10	39	59	7	2	.334	.356	13
	Buffalo	.300	10	40	6	12	3	2	0	2	0	0	2	2	6	0	0	.364	.475	2
2012	NEW YORK (NL)	.269	94	171	20	46	13	1	2	19	0	1	4	9	24	1	1	.319	.392	2
	Buffalo	.250	2	8	0	2	0	0	0	0	0	0	0	0	0	0	0	.250	.250	0
2013	NEW YORK (NL)	.280	86	200	12	56	13	1	2	16	1	1	1	11	34	0	1	.319	.385	2
	Binghamton	.400	4	15	5	6	2	0	0	1	0	0	1	1	2	0	0	.471	.533	1
	St. Lucie	.000	1	1	0	0	0	0	0	0	0	0	0	0	0	0	0	.000	.000	0
	Brooklyn	.300	3	10	2	3	1	0	0	0	0	0	0	2	3	0	0	.417	.400	0
	GCL Mets	.000	1	4	0	0	0	0	0	0	0	0	0	1	2	0	0	.200	.000	-
2014	LOS ANGELES	.340	109	288	46	98	21	1	7	43	0	2	4	28	58	6	1	.404	.493	12
	Rancho Cucamonga	.200	2	5	1	1	0	0	0	0	0	0	0	2	0	0	0	.429	.200	0
2015	LOS ANGELES	.294	126	385	55	113	26	1	16	60	1	4	13	36	71	5	2	.370	.491	11
2016	LOS ANGELES	.275	151	556	79	153	34	3	27	90	0	8	10	48	107	4	1	.339	.493	9
2017	LOS ANGELES	.322	130	457	72	147	32	0	21	71	1	7	19	59	56	7	1	.415	.530	8
	Rancho Cucamonga	.333	1	3	0	1	0	0	0	1	0	0	0	0	0	0	0	.333	.333	0
2018	LOS ANGELES	.312	103	365	62	114	31	1	14	52	0	2	12	47	54	2	1	.406	.518	10
	Rancho Cucamonga	.000	2	6	0	0	0	0	0	0	0	0	0	1	0	0	0	.143	.000	0
2019	LOS ANGELES	.290	135	479	80	139	24	0	27	67	0	5	14	51	88	2	0	.372	.509	8
2020	LOS ANGELES	.307	42	150	26	46	9	1	4	23	0	1	6	18	26	1	0	.400	.460	4
	LOS ANGELES	.278	151	533	87	148	22	0	27	87	0	6	12	61	98	3	0	.361	.471	12
Major League-13 years		.290	1265	4054	591	1177	256	9	151	582	5	38	105	412	681	38	10	.368	.470	91
Dodger Totals-8 years		.298	947	3213	507	958	199	7	143	493	2	35	90	348	558	30	6	.379	.498	74
Minor League-11 years		.307	529	2008	330	617	127	12	38	243	12	21	37	184	286	45	19	.372	.439	68



Career Postseason Batting Record

Year	Team	AVG	G	AB	R	H	2B	3B	HR	RBI	SH	SF	HBP	BB	SO	SB	CS	OBP	SLG
2014	NLDS: LAD vs. STL	.000	2	2	0	0	0	0	0	0	0	0	0	0	1	0	0	.000	.000
2015	NLDS: LAD vs. NYM	.526	5	19	2	10	6	0	0	4	0	0	0	1	3	1	0	.550	.842
2016	NLDS: LAD vs. WAS	.400	5	15	5	6	0	1	1	5	0	0	2	5	2	0	0	.591	.733
	NLCS: LAD vs. CHC	.200	6	20	1	4	0	0	1	3	0	0	2	2	3	1	0	.333	.350
2017	NLDS: LAD vs. ARI	.462	3	13	1	6	0	0	1	5	0	0	1	1	1	1	0	.533	.692
	NLCS: LAD vs. CHC	.333	5	18	3	6	0	0	2	7	0	0	0	5	4	0	0	.478	.667
	WS: LAD vs. HOU	.160	7	25	4	4	2	0	1	2	0	0	2	4	4	0	0	.323	.360
2018	NLDS: LAD vs. ATL	.357	4	14	2	5	1	0	0	1	0	0	0	4	0	1	0	.500	.429
	NLCS: LAD vs. MIL	.241	7	29	2	7	0	0	1	3	0	0	1	1	7	0	0	.290	.345
	WS: LAD vs. BOS	.333	5	24	2	8	2	0	0	0	0	0	0	2	6	0	0	.385	.417
2019	NLDS: LAD vs. WAS	.286	5	21	3	6	2	0	2	5	0	1	1	1	2	1	0	.333	.667
2020	NLWC: LAD vs. MIL	.000	2	8	0	0	0	0	0	0	0	0	0	0	1	0	0	.000	.000
	NLDS: LAD vs. SD	.200	2	10	4	2	0	0	0	3	0	1	1	3	2	0	0	.400	.200
	NLCS: LAD vs. ATL	.280	7	25	6	7	2	0	1	1	0	0	1	3	4	0	0	.379	.480
2021	WS: LAD vs. TB	.320	6	25	5	8	4	0	2	2	0	0	0	1	8	0	0	.346	.720
	NLWC: LAD vs. STL	.250	1	4	1	1	0	0	1	1	0	0	0	0	1	0	0	.250	1.000
	NLDS: LAD vs. SF	.050	5	20	1	1	0	0	0	0	0	1	0	1	4	0	0	.136	.050
	NLCS: LAD vs. ATL	.200	4	10	1	2	0	0	0	0	0	0	1	1	3	0	0	.333	.200
Postseason Totals		.275	82	302	43	83	19	1	13	42	0	2	13	35	56	5	0	.372	.474
WC Totals		.083	3	12	1	1	0	0	1	1	0	0	0	0	2	0	0	.083	.333
LDS Totals		.316	32	114	18	36	9	1	4	23	0	2	6	16	15	4	0	.420	.518
LCS Totals		.255	29	102	13	26	2	0	5	14	0	0	5	12	21	1	0	.361	.422
WS Totals		.270	18	74	11	20	8	0	3	4	0	0	2	7	18	0	0	.349	.500

Career Single-Game Bests

Most Hits:	5, May 26, 2019 at PIT	Most Stolen Bases:	2, Aug. 6, 2017 at NYM
Most RBI:	6, May 7, 2019 vs. ATL	Most Walks:	3 (6x), last: July 23, 2019 vs. LAA
Most Home Runs:	3, May 7, 2019 vs. ATL	Longest Hitting Streak:	16 games, April 13-30, 2017
Most Runs Scored:	3 (12x), last, August 25, 2000 at SF	Grand Slams:	1, July 10, 2021 vs. ARI (C. Smith)

Career Fielding Record

Position	PCT	G	PO	A	E	TC	DP
First Base	.987	39	207	15	3	225	23
Second Base	.977	133	213	298	12	523	58
Third Base	.965	897	463	1478	70	2011	125
Shortstop	.958	46	44	92	6	142	18
Left Field	---	1	0	0	0	0	0
Pitcher	1.000	1	1	0	0	1	0

Career Transactions

- June 6, 2006: Drafted by the Cincinnati Reds in the 7th round of the 2006 amateur draft. Player signed June 26, 2006.
- December 9, 2008: Traded by the Cincinnati Reds with Brandon Waring (minors) and Ryan Freel to the Baltimore Orioles for Ramon Hernandez and cash.
- May 25, 2010: Selected off waivers by the New York Mets from the Baltimore Orioles.
- December 2, 2013: Granted Free Agency.
- February 6, 2014: Signed as a Free Agent with the Los Angeles Dodgers.
- December 23, 2016: Signed as a Free Agent with the Los Angeles Dodgers.
- February 18, 2021: Signed as a Free Agent with the Los Angeles Dodgers.

Injured List

- May 29–June 16, 2012 (sprained right ankle)
- June 17–July 22, 2013 (intercostal strain)
- June 29–July 18, 2014 (left hamstring strain)
- July 27–Aug. 13, 2015 (right thigh skin infection)
- May 19–June 9, 2017 (right hamstring strain)
- March 26 – May 15, 2018 (left wrist fracture)
- July 23 – Aug. 2, 2018 (right groin strain)
- September 1–15, 2020 (left hamstring strain)



Trea TURNER

IF | 6

@tvtturner

Bats: Right **Throws:** Right

Height: 6-2 **Weight:** 185

Opening Day Age: 28

Born: June 30, 1993 in Boynton Beach, FL

Resides: Boynton Beach, FL

Acquired: Trade with Washington on July 30, 2021

ML Service: 5135

MLB Debut: August 8, 2015



Career Highlights

* Speedy infielder looks to his first full season in Dodger Blue and owns a career .303/358/492 with 485 runs, 152 doubles, 32 triples, 103 home runs, 334 RBI and 203 stolen bases in 689 Major League games

* Became the National League batting champion (.328) and won the stolen base title (32) in 2021 in 148 combined games with Washington and Los Angeles...became the first Dodger to win the batting title since Tommy Davis won back-to-back crowns in 1962-63

* Was part of Washington's 2019 World Series championship team, slashing .233/.291/.329 with .620 OPS in 17 Postseason games

* Named to the 2021 All-MLB Second-Team after batting .328 with 34 doubles, 38 homers, and 77 RBI in 148 games...also named to his first All-Star team in 2021

* Is one of just 26 players in Major League history to record more than one cycle in his career...his first was on April 25, 2017 at Colorado where he collected a career-high seven RBI, becoming the eighth player in ML history to drive in seven or more RBI in a game while hitting for the cycle and second youngest to accomplish the feat at 23 years, 299 days (also: Joe DiMaggio who hit for the cycle and knocked in seven runs against the Washington Senators on July 9, 1937 at 22 years, 226 days old)...second cycle happened on July 23, 2019 vs. Colorado

* Spearheaded the largest comeback in Nationals history on July 5, 2018 against Miami, belting his first career grand slam in the fourth inning and later hitting a solo home run in the bottom of the sixth, bringing the team back from a 9-0 deficit

* Ranks in Washington's record books in multiple categories, including being the franchise's all-time leader in stolen bases and the single-season leader (46 in 2017), becoming the fastest player to reach 500 career hits (434 games), and is Washington's all-time (2005-2021) leader in leadoff home runs (12)...also became the second player in Nationals history to play in all 162 games during the 2018 season (2005 - 2018)

* Was a finalist for the 2016 National League Rookie of the Year after playing just 73 games at the big league level and posting a .342/.370/.567 slashline with 13 home runs and 40 RBI

* Made his Major League debut on Aug. 21, 2015 vs. Milwaukee, entering the game as a defensive replacement at shortstop...collected his first big league hit on Sept. 4 vs. Atlanta with an infield single and later clubbed his first Major League home run on Sept. 9 at Atlanta...recorded first career inside-the-park home run on Sept. 3, 2020 at Philadelphia

* Originally drafted in the first round (13th overall pick) of the 2014 First-Year Player Draft by the San Diego Padres

2021

* Started the year with the Washington Nationals before being traded to Los Angeles on July 30 with teammate RHP Max Scherzer for Keibert Ruiz, Josiash Gray, Gerardo Carrillo, and Donovan Casey

* Produced a combined .328/.375/.536 slashline with .911 OPS in 148 Major League games, totaling 107 runs, 34 doubles, three triples, 28 home runs, 77 RBI, and 32 stolen bases...tallied a career-high 65 extra-base hits

* Became the National League batting champion (.328) and won the stolen base title (32) in 2021 in 148 combined games with Washington and Los Angeles...became the first Dodger to win the batting title since Tommy Davis

won back-to-back crowns in 1962-63

* Selected to his first Mid-Summer Classic in July and was the NL Player of the Week for the final week of the season after slashing .458/.480/.917 with three homers and nine RBI from Sept. 27 – Oct. 3

* Stroked a career-high 28 home runs, 18 with Washington and 10 with Los Angeles...totaled five multi-homer games (4/18 vs. ARI, 4/27 at TOR, 7/8 at SD, 9/25 at ARI, 10/1 vs. MIL)

* Ranked in the Majors in multiple categories: average (.328, 1st), hits (195, 1st), stolen bases (32, 3rd), runs (107, 9th), OBP (.375, 12th), and OPS (.911, 12th)

* Registered a 19-game hitting streak from Sept. 12 to Oct. 3, batting .403 with 19 runs, seven home runs and 18 RBI during the span...also notched a 16-game hitting streak from Aug. 24 to Sept. 9, averaging .308 with nine runs and six doubles during the stretch...both of his hitting streaks were the longest on the Dodgers' roster

Hit .216 (11-for-51) in 12 Postseason matchups, tallying three runs, two doubles, and two RBI, producing a .500 OPS...excelled in home matchups, averaging .336 (97-for-289) in 75 games with 15 doubles, three triples, 16 home runs, and 40 RBI...had his best month in June, tallying six doubles, four home runs, and 11 RBI in 28 games for a .345/.398/.540 slashline...hit left-handed pitching well, averaging .392 (60-for-153) as opposed to .305 (135-for-442) against right-handed pitching...hit .500 in bases loaded situations and .324 with runners in scoring position...had every at-bat in either the first, second, or third slot in the lineup except one at-bat hitting ninth...garnered a .335/.366/.527 slashline when leading off...excelled against starting pitching, tallying a .347 (125-for-36) average with 20 runs and 41 RBI as opposed to a .298 (70-for-235) average against relief pitching

2020

* Was one of the top players in Major League Baseball, finishing seventh in the National League MVP voting while garnering consideration for the Louisville Slugger Silver Slugger Award

* Was one of six players in MLB with 10 HR/10 SB and led MLB with 78 hits

* Ranked in the NL in stolen bases (T-2nd, 12), batting average (4th, .335), runs (5th, 46), OPS (6th, .982), slugging percentage (6th, .588) and on-base percentage (10th, .394)

* Led Major League shortstops in slugging percentage (.588), on-base percentage (.394), batting average (.335), OPS (.982), extra-base hits (31) and triples (T-1st, 4)

* Ranked among National League shortstops in doubles (T-1st, 15), stolen bases (2nd, 12), home runs (3rd, 12) and runs scored (3rd, 46)

* Posted a career-long 16-game hitting streak from Aug. 14-31 and a 10-game streak from Sept. 3-12, becoming one of seven players in Major League Baseball to have two hitting streaks of at least 10 games

* Recorded first career inside-the-park home run, Sept. 3 at Philadelphia (Eflin)

2019

* Suffered a broken right index finger on April 3, causing him to miss 39 games yet still ranked in the National League in stolen bases (2nd, 35), doubles (T-8th, 37) and batting average (10th, .298)

* Returned to the lineup on May 17, and from that date, through the end of the 2019 season, he led the National League in hits (150) and doubles (T-1st, 36) and ranked in runs scored (3rd, 92) and extra-base hits (T-8th, 58) during the stretch

* Before suffering the finger injury, he clubbed his second career walk-off home run on March 31 vs. New York (Wilson)

* On July 23 vs. Colorado, he recorded his second career cycle, becoming the 26th player in Major League history to record more than one cycle

* Capped the regular season with a season-high 12-game hitting streak dating to Sept. 17, going 19-for-54 (.352) with six doubles, five homers, 10 RBI, two walks, three stolen bases, and 13 runs scored during the streak

* Clubbed go-ahead grand slam in Wild Card clinching win, Sept. 24 vs. Philadelphia and homered in the Wild Card game against Milwaukee (Woodruff), his first career Postseason home run

* Went 17-for-73 in 17 Postseason games with four doubles, one home run, and three RBI en route to becoming a World Series champion...reached base safely in 15 of Washington's 17 Postseason games

2018

* Set career marks in nearly every category thanks to becoming the second player in Nationals history (2005-pres.) to play in all 162 games, joining Ryan Zimmerman as the only players to play all 162 games in National history

* Averaged .271 with 27 doubles, six triples, 19 home runs, 73 RBI, 69 walks, 43 stolen bases and 103 runs scored

* Led the National League with 43 stolen bases and ranked among NL hitters in runs scored (T-6th, 103) and hits (7th, 180) and ranked third among National League shortstops in WAR (4.8), according to FanGraphs.com

* Started 158 games, tied with Ian Desmond (2013) and Alfonso Soriano (2006) for the second-most starts in a season behind Zimmerman's 162 in 2007...his 158 starts were tied for fifth in MLB and he was one of seven players in MLB to play in all 162 games

* Put together a career-best 24-game on-base streak (8/29-9/24) and his career-best 13-game hitting streak from May 19 - June 1 was tied for the longest on the club

* On July 5 against Miami, Turner led the largest comeback in Nationals history...was trailing 9-0 in the fourth inning, he hit a solo home run and in the bottom of the sixth, he hit his first career grand slam, putting the

Nationals ahead, 10-9, going 3-for-5 with two home runs, eight RBI and three runs in the matchup...his eight RBI in a single game are tied for most by a leadoff hitter in MLB history

* On Sept. 23 against New York (NL) he stole two bases, passing Ian Desmond for the most stolen bases in Nationals history.

2017

* Put up strong numbers despite two stints on the disabled list (right hamstring strain: 4/10 to 4/21; right wrist fracture: 6/30 to 8/29), hitting .297 with 11 doubles, two triples, four homers, 13 RBI, 12 walks, 11 stolen bases and 22 runs scored in 30 games following his return from his right wrist fracture

* Became Washington's single-season stolen base record holder with 46, ranking third in MLB with 46 stolen bases...broke Washington's single-season record with his 42nd SB on Sept. 19 at ATL and stole a career-high and Nationals record four stolen bases on two occasions (6/18 at NYM; 6/27 vs. CHI)

* Recorded his first career cycle and the third in Nationals history, April 25 at COL, tallying a career-high seven RBI as well...according to the Elias Sports Bureau, Turner became the eighth player in Major League history to drive in seven or more RBI in a game while hitting for the cycle, only one player did that at a younger age than Turner (23 years, 299 days): Joe DiMaggio, who hit for the cycle and knocked in seven runs against the Washington Senators on July 9, 1937 at 22 years, 226 days old

* Clubbed four leadoff home runs despite hitting leadoff in 90 of the 98 games played...four leadoff blasts ranked tied for third in the National League (T-8th in MLB)

* Was held hitless for the first three games of the NLDS, but came on strong in the final two games, going 3-for-9 (.333) with a double, two walks, one stolen base and one run scored.

2016

* In his first full season in Washington's system, recorded one of the top rookie seasons in MLB history despite just 73 games played, hitting .342 with 14 doubles, eight triples, 13 homers, 40 RBI, 33 stolen bases and 53 runs scored for the Nationals

* His .342 batting average was the highest by any rookie with at least 290 at-bats since Ichiro Suzuki hit .350 for Seattle in his first MLB season (2001)

* Collected 105 hits and stole 33 bases in just 73 games, becoming the first rookie in franchise history (Nationals/Expos) to post more than 100 hits in fewer than 100 games

* According to Baseball Reference, he was the only rookie in MLB history (since 1900) to record at least 13 homers, 33 stolen bases and an average of .340 or better in no more than 73 games

* After the All-Star break, Turner led MLB in triples (8), and ranked in the National League in stolen bases (2nd, 33), hits (2nd, 102), total bases (3rd, 170), runs scored (T-5th, 53), and average (5th, .340)

* According to Elias, only three rookies in MLB history have hit as high as .340 with as many as 13 home runs after the break: Hal Trosky (CLE, 1934: .349, 19 HR), Ted Williams (BOS, 1939: .345, 19 HR) and Willie McCovey (SFG, 1959: .354, 13 HR)

* His 33 stolen bases were the most by a rookie in Nationals history (2005-present) and the fourth-most by any rookie in franchise history (Nationals/Expos), behind only: Tim Lincecum (71, 1981), Larry Lintz (50, 1974) and Delino DeShields (42, 1990)...his 33 stolen bases were the third-most in club history, regardless of service time, behind only Alfonso Soriano (41, 2006) and Nyjer Morgan (34, 2010)

* Earned back-to-back NL Rookie of the Month awards in Aug. (.357, 6 2B, 3 3B, 5 HR, 15 RBI, 11 SB, 27 R) and Sept./Oct. (.339, 5 2B, 2 3B, 8 HR, 18 RBI, 15 SB)...

* Clubbed his first walk-off home run in his first multi-home run game, Sept. 9 vs. PHI (Herrmann)

Clubbed two lead-off home runs (8/28 vs. COL off C. Betteis and 9/17 at ATL off J. Collmenter)...recorded seven hits in the 2016 NLDS, tied for the most in MLB during the DS...tied teammates Daniel Murphy and Jayson Werth as well as TOR 3B Josh Donaldson...matched a franchise record (WSH/MON) with hits in eight straight plate appearances, Aug. 23-24...his 1.44 hits per game was the fifth-highest mark by a rookie with at least 70 games since 1900...was the first rookie in WSH/MON history w/20+ stolen bases since Mike Lansing (1993)

2015

* Began the season with Double-A San Antonio in San Diego's system before joining Washington's Double-A Harrisburg on June 16 and was promoted to Triple-A Syracuse ten days later

* Had his contract selected from Triple-A Syracuse on Aug. 21 and made his debut that night vs. Milwaukee, entering the game as a defensive replacement at shortstop

* Collected his first MLB hit, an infield single, Sept. 4 vs. Atlanta and later clubbed his first MLB home run, a solo shot, Sept. 9 at ATL (Wisler)

* Hit .322 with 24 doubles, seven triples, eight homers, 54 RBI, 29 stolen bases, 28 walks and 68 runs scored in 116 MiLB games between San Antonio, Harrisburg and Syracuse

* His .322 average ranked third and his .471 slugging percentage ranked tied for sixth in the Texas League at the time of the trade

* Was named the No. 9 prospect in all of baseball according to Baseball America's mid-season top-50 list and was the No. 4 prospect in the International League following the season

2014

* Reported to short-season Single-A Eugene following the 2014 First-Year Player Draft and was eventually promoted to Single-A Fort Wayne, combining to play in 50 total games, all at shortstop, posting a .984 fielding percentage

* Was named San Diego's Minor League Defensive Player of the Year, as he hit .323 with 16 doubles, five homers, 24 RBI, 35 walks, 23 stolen bases and 45 runs scored in 69 games between the two stops

* Named the No. 2 prospect in the Midwest League following the season by Baseball America

PERSONAL

Trea Vance Turner...is married to wife, Kristen and has one son, Beckham...graduated from Park Vista (FL) High School and attended North Carolina State University...was named a first-team All-ACC member, second-team All-American by Perfect Gae and a third team All-American by Baseball America after his junior year...led Division I with 55 stolen bases as a freshman in 2013 and was a key cog in NC State's journey to the 2013 College World Series



Career Batting Record

Year	Team	AVG	G	AB	R	H	2B	3B	HR	RBI	SH	SF	HBP	BB	SO	SB	CS	OBP	SLG	E
2014	Eugene	.228	23	92	14	21	2	0	1	2	0	0	2	11	19	9	1	.324	.283	1
	Forth Worth	.368	46	187	31	69	14	2	4	22	1	1	3	24	48	14	3	.447	.529	3
2015	San Antonio	.322	58	227	31	73	13	3	5	35	2	1	0	24	48	11	4	.385	.471	6
	Harrisburg	.359	10	39	6	14	4	1	0	4	0	1	0	1	8	4	0	.366	.513	4
	Syracuse	.314	48	188	31	59	7	3	15	1	3	0	13	41	14	2	.353	.431	11	
2016	WASHINGTON	.225	27	40	5	9	1	0	1	0	0	0	4	12	2	2	.295	.325	2	
	Syracuse	.302	83	331	61	100	22	8	6	33	1	2	0	37	72	25	2	.370	.471	9
	WASHINGTON	.342	73	307	53	105	14	8	13	40	0	2	1	14	59	33	6	.370	.567	3
2017	Potomac	.167	4	12	1	2	1	0	0	1	0	1	0	4	3	0	1	.154	.250	0
	Syracuse	.000	3	9	0	0	0	0	0	0	0	0	1	4	0	0	.100	.000	0	
	WASHINGTON	.284	98	412	75	117	24	6	11	45	0	1	4	30	80	46	8	.338	.451	8
2018	WASHINGTON	.271	162	664	103	180	27	6	19	73	2	0	5	69	132	43	9	.344	.416	12
2019	Potomac	.125	2	8	1	1	0	0	0	0	0	0	1	4	0	0	.222	.125	1	
	WASHINGTON	.298	122	521	96	155	37	5	19	57	0	2	3	43	113	35	5	.353	.457	13
2020	WASHINGTON	.335	59	233	46	78	15	4	12	41	0	2	2	22	36	11	2	.385	.565	9
2021	WASHINGTON	.322	96	338	66	125	17	3	18	49	0	2	4	26	77	21	3	.369	.521	11
	LOS ANGELES	.338	52	207	41	70	17	0	10	28	0	2	2	15	33	11	2	.385	.565	5
Major League- 7 years		.303	689	2772	485	839	152	32	103	334	2	11	21	223	542	203	39	.358	.492	63
Dodger Totals- 1 year		.338	52	207	41	70	17	0	10	28	0	2	2	15	33	11	2	.385	.565	5
Minor League- 5 years		.310	277	1093	176	339	63	17	19	112	5	9	5	112	247	77	13	.374	.451	25

Career Postseason Batting Record

Year	Team	AVG	G	AB	R	H	2B	3B	HR	RBI	SH	SF	HP	BB	SO	SB	CS	OBP	SLG
2016	NLDS: WAS vs. LAD	.318	5	22	5	7	0	0	0	1	0	1	0	1	11	2	0	.333	.318
2017	NLDS: WAS vs. CHC	.143	5	21	1	3	1	0	0	0	0	0	0	2	7	1	0	.217	.190
2019	NLWC: WAS vs. MIL	.250	1	4	1	1	0	0	1	1	0	0	0	0	1	0	0	.250	100
	NLDS: WAS vs. LAD	.286	5	21	3	6	3	0	0	0	0	0	0	2	3	0	0	.348	.429
2021	NLCS: WAS vs. STL	.294	4	17	2	5	0	0	0	2	0	0	0	1	4	0	0	.333	.294
	WS: WAS vs. HOU	.161	7	31	4	5	1	0	0	0	0	0	0	3	7	1	0	.235	.194
	NLWC: LAD vs. STL	.500	1	4	0	2	0	0	0	0	0	0	0	0	0	0	0	.500	.500
	NLDS: LAD vs. SF	.136	5	22	1	3	2	0	0	1	0	0	0	0	5	0	0	.136	.222
	NLCS: LAD vs. ATL	.240	6	25	2	6	0	0	0	1	0	0	1	1	7	1	0	.296	.240
Postseason Totals		.228	39	167	19	38	7	0	1	6	0	1	1	10	45	5	0	.274	.287
LWC Totals		.375	2	8	1	3	0	0	1	1	0	0	0	1	0	0	0	.371	.750
LDS Totals		.221	20	86	10	19	6	0	0	2	0	1	0	5	26	3	0	.261	.291
LCS Totals		.262	10	42	4	11	0	0	0	3	0	0	1	2	11	1	0	.311	.262
WS Totals		.161	7	31	4	5	1	0	0	0	0	0	0	3	7	1	0	.235	.194

Career Single-Game Bests

Most Hits:	5, (3x), last, August 29, 2020 at BOS	Most Stolen Bases:	4, (2x), last, June 27, 2017 vs. CHC
Most RBI:	8, July 5, 2021B vs. MIA	Most Walks:	3, (2x), last, Sept. 23, 2018 vs. NYM
Most Home Runs:	2, (10x), last, October 1, 2021 vs. MIL	Longest Hitting Streak:	19 games, Sept. 12, 2021 - current
Most Runs Scored:	4, (6x), last, June 30, 2021 vs. TB	Grand Slams:	5, last, Oct. 3, 2021 vs. MIL (Ashby)

Career Fielding Record

Position	PCT	G	PO	A	E	TC	DP
Second Base	.980	91	141	203	7	351	44
Shortstop	.973	541	658	1285	54	1997	261
Center Field	.980	45	99	1	102	2	0

Career Transactions

- June 7, 2011: Drafted by the Pittsburgh Pirates in the 20th round of the 2011 amateur draft, but did not sign.
- June 5, 2014: Drafted by the San Diego Padres in the 1st round (13th pick) of the 2014 amateur draft. Player signed June 13, 2014.
- June 14, 2015: the San Diego Padres sent Trea Turner to the Washington Nationals to complete an earlier deal made on December 19, 2014. December 19, 2014: The San Diego Padres sent a player to be named later and Joe Ross to the Washington Nationals. The San Diego Padres sent Jake Bauers, Rene Rivera and Burch Smith to the Tampa Bay Rays. The Tampa Bay Rays sent Jose Castillo, Ryan Hanigan, Wil Myers and Gerardo Reyes to the San Diego Padres. The Washington Nationals sent Travis Ott (minors) and Steven Souza Jr. to the Tampa Bay Rays.
- July 30, 2021: Traded by the Washington Nationals with Max Scherzer to the Los Angeles Dodgers for Gerardo Carrillo (minors), Donovan Casey (minors), Josiah Gray and Keibler Ruiz.

Injured List

- April 10 - 21, 2017 (right hamstring strain)
- June 30 - August 16, 2017 (right wrist fracture)
- April 3 - May 17, 2019 (broken index finger)



Julio URÍAS

LHP | 7

@Dodgers

Bats: Left **Throws:** Left
Height: 6-1 **Weight:** 225
Opening Day Age: 25
Born: Aug. 12, 1996 in Culliacan, Mexico
Resides: Culliacan, Mexico
Acquired: Signed as a non-drafted free agent on Aug. 17, 2012
ML Service: 4.117
MLB Debut: May 27, 2016

Career Summary

- * The Culliacan native enters his seventh season after earning his place in Dodger lore by recording final outs to close the club's 2020 World Championship
- * Has posted 32-10 record with four saves and a 3.09 ERA in 106 games (70 starts) in six Major League seasons with Los Angeles
- * Propelled the Dodgers to their 2020 championship, going 4-0 with one save and a 1.17 ERA (3 ER/23.0 IP) in six Postseason games (two starts)...closed out clinching games of both the NLCS and World Series, with 3.0 perfect innings in NLCS Game 7 to earn the win and picked up the save in World Series Game 6 with four strikeouts in 2.1 clean frames without a baserunner
- * Has been at his best in the Postseason during the course of his career, going 7-3 with one save and 3.52 ERA (21 ER/53.2 IP) in 22 Postseason games (five starts)...has limited opponents to a .208 average with a 0.99 WHIP in the Postseason
- * In 70 career starts he has gone 28-8 with a 3.27 ERA (130 ER/357.2 IP), while going 4-2 with a 2.15 ERA (16 ER/67.0 IP) in 36 relief appearances
- * Made his MLB debut on May 27, 2016 with a start against the Mets, allowing three runs on five hits in 2.2 innings in a no-decision... was the 34th Dodger to make his MLB debut as a teenager since the club joined the National League in 1890 and first since Adrian Beltre, who made his debut on June 24, 1998 at the age of 19 years, 78 days...became the youngest Dodger starting pitcher at 19 years, 289 days, since Dick Calmus, who took the mound at Dodger Stadium on Aug. 23, 1963 vs. Milwaukee at 19 years, 228 days...also became the youngest Dodger to make his debut as a starting pitcher since Rex Barney (18 years, 242 days on his debut vs. Chicago-NL on Aug. 18, 1943) – Source: Stats, LLC.
- * Collected his first big league win on June 28, 2016 at Milwaukee, allowing two runs on two hits in 6.0 innings and struck out six batters
- * Became the youngest Dodger pitcher ever to appear in a postseason game at 20 years, 62 days in 2016 NLDS Game 5 against the Nationals, allowing just one hit in 2.0 innings of relief and recorded the win...became the youngest starting pitcher in MLB postseason history in the 2016 NLCS Game 5 against the Cubs at 20 years, 68 days, allowing four runs on four hits in 3.2 innings and recorded the loss
- * Became the 4th Mexican-born pitcher with a 20-win season in 2021, joining Estaban Loaiza (21 W, 2003 CWS), Fernando Valenzuela (21 W, 1986 LAD) and Teddy Higuera (20 W, 1986 MIL)...also one of eight Mexican-born pitchers to start a game for the Dodgers, joining Fernando Valenzuela, Ismael Valdez, Elmer Dessens, Esteban Loaiza, Denny Reyes, Vicente Romo and Victor Alvarez
- * Named 2014 Dodgers' Branch Rickey Minor League Pitcher of the Year and was also selected to the World Team for the 2014 XM All-Star Futures Game, becoming the youngest-ever player to participate in the contest at the age of 17
- * Signed by the Dodgers as a non-drafted free agent on Aug. 17, 2012

Year-By-Year

2021

- * Was a dominant force in the regular season, producing a 20-3 record across 32 starts (career high) and 2.96 ERA (61 ER/185.2 IP)
 - * Struck out a career-high 195 batters and walked just 38...garnered a 1.02 WHIP, his lowest since 2018
 - * Battled at the plate, hitting .203 (12-for-59) with five runs scored...smashed two doubles, the first of his career
 - * Did not record a loss from July through the end of the regular season, posting a perfect 11-0 record with a 1.95 ERA (20 ER/92.1IP) and 0.96 WHIP...struck out 88 strikeouts and walked 20
 - * Ranked in multiple categories in the Majors: wins (20, 1st), ERA (2.96, 8th), opponents' average (.219, 11th), and win percentage (.870, 1st)...also led the National League in games started (32, T-8th) and WHIP (1.02, 6th)
 - * Did not allow a walk in 11 of his 32 starts and gave up just one hit in three of his starts (4/20 at SEA, 8/24 at SD, 10/2 vs. MIL)
 - * Was the first Dodger to lead the league in wins since 2018 when Clayton Kershaw tied Carlos Carrasco, Jason Vargas and Corey Kluber with 18 wins
 - * Accomplished the 12th 20-win season in Los Angeles history (last: Clayton Kershaw 2014, 21)...became the 4th Mexican-born pitcher with a 20-win season, joining Estaban Loaiza (21 W, 2003 CWS), Fernando Valenzuela (21 W, 1986 LAD) and Teddy Higuera (20 W, 1986 MIL)
 - * Was named to the All-MLB second-team...received three votes for the Cy Young Award
 - * Appeared in four Postseason games (two starts), producing 1-1 record with a 5.40 ERA (9 ER/15.0 IP) and 15 punchouts against three walks...notched his first Postseason hit in Game 1 of the NLDS against San Francisco
- Team went 26-6 in his 32 starts...had four double-digit strikeout games (4/20 at SEA, 5/2 at MIL, 5/23 at SF, 6/26 vs. CHC)...recorded 15 6.0+ inning outings, with seven of 7.0 innings or more...registered his lowest walk-per-nine innings mark (1.8) since 2018...put out a 1.000 fielding percentage, not committing an error over 185.2 innings and had a career-high 18 assists...had a brief IL stint from Aug. 14-24 due to a left calf contusion

2020

- * Established his place in Dodger lore by closing out the Dodgers' pennant and World Series-clinching wins following a regular season in which he posted a 3-0 record with a 3.27 ERA in 11 games (10 starts) in his fifth big league campaign
- * Limited opponents to a .220 batting average in the regular season, including a .137/.196/.294 slashline against left-handers
- * Propelled the Dodgers to their 2020 championship, going 4-0 with one save and a 1.17 ERA (3 ER/23.0 IP) in six Postseason games (two starts)...closed out clinching games of both the NLCS and World Series, with 3.0 perfect innings in NLCS Game 7 to earn the win and picked up the save in World Series Game 6 with four strikeouts in 2.1 clean frames without a baserunner
- * Did not allow an earned run (one unearned) and picked up three wins in his four Postseason relief appearances, limiting opponents to a .089 average (4-for-45) with a 0.38 WHIP and striking out 15 against just one walk in 13.1 IP
- * Was unbeaten in the regular and Postseason, combining to go 7-0 with one save and a 2.65 ERA in 17 games (12 starts)...combined to hold hitters to a .196 batting average with a 1.00 WHIP

2019

- * Made his first career Opening Day roster as a member of the Dodger rotation
 - * Went 4-3 with four saves and a 2.49 ERA (22 ER/79.2 IP) in 37 games (eight starts), striking out 85 batters against 27 walks while posting a 1.08 WHIP
 - Finished the season with a career-best ERA while also setting career-highs in innings pitched (79.2), games (37) and strikeouts (85)
 - Began the season as a starter, going 1-1 with a 3.66 ERA (8 ER/19.2 IP) in his first four outings, but later transitioned to a bullpen role to better manage his innings as he returned from left shoulder surgery
- As a starter, he posted a 1-1 record with a 3.26 ERA (11 ER/30.1IP), striking out 37 batters against eight walks while recording a 1.12 WHIP...out of the bullpen, he put up a 3-2 record with four saves and a 2.01 ERA in 29 games, posting a 1.05 WHIP while holding batters to a .186/.275/.271 slash line...recorded a 22.2 scoreless inning streak from June 5-July 17, the longest such streak in his career...earned his first career save against Atlanta on May 6, tossing a scoreless inning with a strikeout... recorded three 3.0 inning saves and went 4-for-5 in save opportunities...limited left-handed hitters to a .198 average and righties to a .203 average...missed five games from May 14 to May 21 after being placed on administrative leave ... was reinstated from the restricted list on September 2 after being suspended for 20 games under MLB's Joint Domestic Violence, Sexual Assault and Child Abuse Policy...appeared in three postseason games for the Dodgers, going 0-1 with a 7.36 ERA (3 ER/3.2 IP)

2018

- * Spent the majority of the season on the IL recovering from left shoulder surgery (June 27, 2017) but returned to the Majors on Sept. 15 and made three scoreless relief appearances in the big leagues
- * Allowed just one hit (1-for-13) in 4.0 scoreless innings in the Majors, striking out seven without issuing a walk

* Following rehab and a brief stint in the minors, recalled on Sept. 10 and his Sept. 15 relief appearance represented his first big league game since May 20, 2017...struck out a batter in 1.0 inning of relief against the St. Louis Cardinals

Was a key piece out of the bullpen during the NLCS and World Series, going 1-0 with a 2.84 ERA (2 ER/6.1 IP) in seven Postseason relief appearances...struck out five batters against only one walk, while holding batters to a .174 average...in eight minor league appearances (six starts), allowed seven runs in 11.2 innings with the Rookie-Level AZL Dodgers, Single-A Rancho Cucamonga and Triple-A Oklahoma City...officially began his minor league rehab on July 30, reinstated from the DL and optioned to the minors on Aug. 24

2017

* In an injury-shortened season, he went 0-2 with a 5.40 ERA (14 ER/23.1 IP) in just five starts during his only stint in the Majors from April 27-May 20

Placed on the minor league disabled list on June 11 and underwent season-ending left anterior capsule (shoulder) surgery on June 27...the surgery was performed by Dr. Neal ElAttrache in Los Angeles...made six starts for Triple-A Oklahoma City, going 3-0 with a 2.59 ERA (9 ER/31.1 IP) while collecting 32 strikeouts against 15 walks over 31.1 innings...held hitters to a .185 average and posted a 1.12 WHIP

2016

* Saw his first big league action in four stints with the Dodgers, going 5-2 with a 3.39 ERA and striking out 84 batters against 31 walks in 77.0 innings

* Was rated by MLB.com and Baseball America as the Dodgers' No. 1 prospect and the second and fourth overall prospect in baseball, respectively at the time of his call up

Had his contract selected on May 27 from Triple-A Oklahoma City and made the start against the Mets that day for his Major League debut, allowing three runs on five hits in 2.2 innings and did not factor in the decision...was the 34th Dodger to make his MLB debut as a teenager since the club joined the National League in 1890 and first since Adrian Beltre, who made his debut on June 24, 1998 at the age of 19 years, 78 days...at 19-years-old (19 years, 289 days) became just the second teenager to start a game in the Major Leagues this century, joining Felix Hernandez (19 years, 118 days), who debuted in 2005...the last Dodger younger than Urias to make a start was Dick Calmus, who took the mound at Dodger Stadium on Aug. 23, 1963 vs. Milwaukee at 19 years, 228 days - Source: Stats, LLC.

Collected his first big league win on June 28 at Milwaukee, allowing two runs on two hits in 6.0 innings and striking out six...went 4-2 with a 3.25 ERA (25 ER/69.1 IP) and struck out 77 batters against 27 walks in 15 starts, while going 1-0 with a 4.70 ERA (4 ER/7.2 IP) in three relief appearances...his eight strikeouts on June 17 were the most by a teenager (19 yrs, 310 days) in a Dodger uniform since Don Drysdale struck out nine against the Phillies in 1956 (19 yrs, 275 days)...was unbeaten in his last 14 games (11 starts) since June 17...after the All-Star break, went 4-0 with a 1.99 ERA (9 ER/40.2 IP) in 10 games (seven starts)...overall, held lefties to a .234 average (15-for-64)...the opposition hit .188 (13-for-69) with no home runs with runners in scoring position...made two appearances (one start) during the postseason run in the NLDS against the Nationals and the NLCS against the Cubs...became the youngest Dodger pitcher ever to appear in a postseason game at 20 years, 62 days in 2016 NLDS Game 5 against the Nationals, allowing just one hit in 2.0 innings of relief and recorded the win...became the youngest starting pitcher in MLB postseason history in the 2016 NLCS Game 4 against the Cubs at 20 years, 68 days, allowing four runs on four hits in 3.2 innings and recorded the loss...began the season with Triple-A OKC and appeared in 11 games (seven starts), going 5-1 with a 1.40 ERA (7 ER/45.0 IP)...held the opposition to a .200 average and struck out 49 against just eight walks in 45.0 innings...at the time of his promotion on May 27, led the Pacific Coast League in ERA (1.10), WHIP (0.78) and opponents' batting average (.176), while tying for 10th with 44 strikeouts

2015

Combined to go 3-5 with a 3.81 ERA in 18 starts with Triple-A Oklahoma City, Double-A Tulsa, Advanced-A Rancho Cucamonga and the Rookie-Level AZL Dodgers...opened the season and spent the majority of the year with Tulsa before a late-season promotion to Triple-A...also made three rehab starts in Arizona and Rancho Cucamonga...limited opposing hitters to a .241 batting average, while posting a 1.18 WHIP...placed on the DL from May 16-July 21 due to elective cosmetic surgery on his left eye on May 28...saw his first action at the Double-A with Tulsa, where he limited opponents to a .213 batting average with a 1.00 WHIP...struck out 74 against only 15 walks in 68.1 innings with the Drillers...selected as the Double-A Texas League Pitcher of the Week for the period ending April 20...entered 2015 rated by MLB.com as the No. 8 prospect in all of baseball

2014

Honored as the 2014 Dodgers' Branch Rickey Minor League Pitcher of the Year, after going 2-2 with a 2.36 ERA (23 ER/87.2 IP) in 25 games (20 starts)...struck out 109 batters against 37 walks in 87.2 innings...held hitters to a .194 average, including a .175 mark against lefties (17-for-97) and posted a 1.11 WHIP...limited batters to a .171 average with runners on base and a .164 average (12-for-73) with RISP...finished the season strong, going 1-1 with a 1.20 ERA (6 ER/45.0 IP) in 12 games (10 starts) and held opponents to a .162 average...struck out 62 against just 19 walks in 45.0 innings...honored as MLB.com's organizational All-Star and was also selected to the World Team for the 2014 XM All-Star Futures Game, becoming the youngest-ever player to participate in the contest at the age of 17

2013

* Opened the 2013 season as a 16-year-old and went 2-0 with a 2.48 ERA and a 1.10 WHIP in 18 starts with Single-A Great Lakes in his first professional season...struck out 67 against 16 walks in 54.1 innings

Held hitters to a .227 average and was effective against batters from both sides of the plate, limiting lefties to a .214/.241/.268 slashline and a .232/.307/.399 slashline against righties...limited batters to a .221 average with runners on base and a .143 mark with RISP

Personal

Julio Urias (pronounced oo-REE-ahs)...father, Carlos, played one year of professional baseball as a catcher in Mexico...lives in Culiacan Rosales, Mexico...wears uniform No. 7 for his favorite player growing up, outfielder Darrell Sherman of the Culiacan Tomateros...signed as a non-drafted free agent by Los Angeles on Aug. 17, 2012...signed by scout Mike Brito.

Career Pitching Record

Year	Team	W-L	ERA	G	GS	CG	SHO	SV	IP	H	R	ER	HR	HB	BB	SO	WP	EK	AVG
2013	Great Lakes	2-0	2.48	18	18	0	0	0	541	44	15	15	5	1	16	67	2	0	.227
2014	Rancho Cucamonga	2-2	2.36	25	20	0	0	0	872	60	25	23	4	7	37	109	5	1	.194
2015	Oklahoma City	0-1	18.69	2	2	0	0	0	41	11	9	9	0	0	6	5	1	0	.458
	Tulsa	3-4	2.77	13	13	0	0	0	681	53	24	21	4	1	15	74	1	1	.213
2016	Rancho Cucamonga	0-0	7.71	1	1	0	0	0	42	7	4	4	1	0	4	0	0	0	.350
	AZL Dodgers	0-0	0.00	2	2	0	0	0	30	2	0	0	0	0	1	5	0	0	.200
	LOS ANGELES	5-2	3.39	18	15	0	0	0	770	81	32	29	5	4	31	84	3	0	.274
2017	Oklahoma City	5-1	1.40	11	7	0	0	0	450	31	7	7	2	1	8	49	0	1	.200
	LOS ANGELES	0-2	5.40	5	5	0	0	0	231	23	15	14	1	1	14	11	1	1	.271
2018	Oklahoma City	3-0	2.59	6	6	0	0	0	311	20	9	9	1	0	15	32	4	0	.185
	LOS ANGELES	0-0	0.00	3	0	0	0	0	40	1	0	0	0	0	0	7	0	0	.077
	Oklahoma City	0-0	18.00	2	0	0	0	0	10	2	2	2	0	0	3	0	0	0	.400
2019	Rancho Cucamonga	0-0	4.91	4	4	0	0	0	71	6	4	4	3	1	4	13	0	0	.231
	AZL Dodgers	0-0	2.70	2	2	0	0	0	31	2	1	1	0	0	6	0	0	0	.167
	LOS ANGELES	4-3	2.49	37	8	0	0	4	792	59	28	22	7	5	27	85	2	1	.239
2020	Rancho Cucamonga	0-0	9.00	1	1	0	0	0	20	3	3	2	0	1	2	2	0	0	.300
	LOS ANGELES	3-0	3.27	11	10	0	0	0	550	45	20	20	5	0	18	45	2	0	.220
2021	LOS ANGELES	20-3	2.96	32	32	0	0	0	1852	151	67	61	19	7	38	195	2	1	.219
Major League- 6 years		32-10	3.09	106	70	0	0	4	4242	360	162	146	37	17	128	427	10	3	.227
Dodger Totals- 6 years		32-10	3.09	106	70	0	0	4	4242	360	162	146	37	17	128	427	10	3	.227
Minor League- 7 years		15-8	2.80	87	76	0	0	0	3121	241	103	97	20	12	105	366	13	3	.215

Career Postseason Pitching Record

Year	Team	W-L	ERA	G	GS	CG	SHO	SV	IP	H	R	ER	HR	HB	BB	SO	WP	EK
2016	NLDS: LAD vs. WAS	1-0	0.00	1	0	0	0	0	20	1	0	0	0	0	2	1	0	0
	NLCS: LAD vs. CHC	0-1	9.82	1	1	0	0	0	32	4	4	4	1	0	2	4	0	0
2018	NLCS: LAD vs. MIL	1-0	2.70	4	0	0	0	0	31	3	1	1	1	0	0	3	0	0
	WS: LAD vs. BOS	0-0	3.00	3	0	0	0	0	30	1	1	1	0	0	1	2	0	0
2019	NLDS: LAD vs. WAS	0-1	7.36	3	0	0	0	0	32	4	3	3	0	0	0	0	0	0
	NLWC: LAD vs. MIL	1-0	0.00	1	0	0	0	0	30	3	0	0	0	0	0	5	0	0
2020	NLDS: LAD vs. SD	1-0	0.00	1	0	0	0	0	50	1	1	0	0	0	1	6	0	1
	NLCS: LAD vs. ATL	2-0	113	2	1	0	0	0	80	3	1	1	1	0	2	5	0	0
	WS: LAD vs. TB	0-0	2.57	2	1	0	0	1	70	4	2	2	2	0	1	13	1	0
2021	NLDS: LAD vs. SF	1-0	2.00	2	1	0	0	0	90	6	2	2	1	0	1	10	1	0
	NLCS: LAD vs. ATL	0-1	10.50	2	1	0	0	0	60	11	7	7	3	0	2	5	0	0
Postseason Totals		7-3	3.52	22	5	0	0	1	532	41	22	21	9	0	12	54	2	1
WC Totals		1-0	0.00	1	0	0	0	0	30	3	0	0	0	0	0	5	0	0
LDS Totals		3-1	2.29	7	1	0	0	0	192	12	6	5	1	0	4	17	1	1
LCS Totals		3-2	5.57	9	3	0	0	0	210	21	13	13	6	0	6	17	0	0
WS Totals		0-0	2.70	5	1	0	0	1	100	5	3	3	2	0	2	15	1	0

Career Single-Game Bests

Low-Hit Complete Game:	None	Most Strikeouts:	12, June 26, 2021 vs. CHC
Most Innings Pitched - Starter:	7.0, (7x), last, Sept. 10, 2021 vs. SD	Most Walks:	6, June 28, 2016
Most Innings Pitched - Reliever:	6.0, Sept. 23, 2020 vs. OAK	Longest Winning Streak:	11 games, July 2 - Sept. 2, 2021
Most Earned Runs Allowed:	6, (4x), last, June 21, 2021 at SD	Longest Losing Streak:	3 games, May 14, 2017- April 12, 2019

Career Fielding Record

Position	PCT	G	PO	A	E	TC	DP
Pitcher	.871	106	11	43	62	8	0

Career Transactions

- August 17, 2012: Signed by the Los Angeles Dodgers as an amateur free agent.

Injured List

- Feb. 26 - Aug. 24, 2018 (left shoulder surgery recovery)
- August 14 - 24, 2021 (left calf contusion)



Alex
VESIA

LHP | 51

@alexvesia

Bats: Left **Throws:** Left

Height: 6-1 **Weight:** 210

Opening Day Age: 25

Born: April 11, 1996 in Alpine, CA

Resides: Alpine, CA

Acquired: Trade from Miami on February 12, 2021

ML Service: 1.103

MLB Debut: July 25, 2020

Career Summary

* Left-handed reliever enters his second year with Los Angeles after being acquired from Miami in February 2020 in a trade for Dylan Floro

* As a Major Leaguer, owns a 3-2 record with one save and a 3.86 ERA (19 ER/44.1IP)...has struck out 59 batters against 29 walks and limited hitters to a .155 average

* Earned his first win on July 31, 2021 at Arizona, tossing a scoreless inning of relief

* Has pitched especially well at home ball parks, allowing just seven hits with 29 strikeouts over 22.0 IP (22 G)

* Saw his first Postseason action in 2021 in both the NLDS and NLCS...posted a 2.08 ERA (1 ER/4.1 IP) with seven strikeouts and three walks over seven games

* Made his MLB debut on July 25, 2020 at Philadelphia as a member of the Marlins organization...allowing two runs in 0.2 innings and despite taking the loss, he struck out the first big league hitter he faced, Didi Gregorius

* Was named a MLB.com Organization All-Star in 2019 as a member of the Marlins system

* Attended Division II Cal State East Bay and was the school's all-time leader in wins (24) and strikeouts (249)...is the school's highest-ever drafted pitcher

* Selected by Miami in the 17th round of the 2018 First-Year Player Draft and was signed by scout John Hughes

Year-By-Year

2021

* Was a key piece of the bullpen for majority of the season, amassing a 3-1 record across 41 games for a 2.08 ERA (10 ER/40.0 IP) tagged with 54 punchouts and 22 walks

* Earned his first Major League win on July 31 at Arizona, tossing a scoreless inning of relief

* Was even keeled against both lefties and righties, keeping hitters to a .160/.150 respective average

* Proved to be incredibly affective at home, limiting the opposition to just seven hits and a .097 average across 22 games this season

* Pitched a career-high 2.0 innings twice this season, on May 4 against the Cubs and July 19 versus the Giants...struck out two in each appearance

* Registered his three wins in the second half over 29 games, producing a 0.99 ERA and 0.84 WHIP in those appearances...faced 106 batters and struck out 36 against just 11 walks

* Saw his first Postseason action in Game 1 of the NLDS against San Francisco...totaled a 2.08 ERA (1 ER/4.1 IP) with seven strikeouts and three walks over seven games

* Appeared for Triple-A Oklahoma City from June 7 to July 6...pitched in nine games, fanning 19 batters and allowing just three walks for a 1.00 ERA (1 ER/9.0 IP) during that span

Ranked sixth on the team in amount of games (41) and 11th for strikeouts (11th)...struck out the side four times this season in the Majors (5/16 vs. MIA, 6/2 vs. STL, 8/7 vs. LAA, 9/9 at STL)...fanned four over 1.2 scoreless innings on August 10 against Philadelphia...never allowed a hit with runners on second base, third base, or runners on second and third base...struck out 23 batters and gave up just four hits over 45 at-bats when faced with two outs...kept hitters to a .111 average when runners were in scoring position...had 12 multiple inning appearances

2020

* Saw his first Major League action with the Marlins, allowing 10 runs (nine earned) in 4.1 innings (18.69 ERA) in five relief appearances

* Made his MLB debut on July 25 at Philadelphia, allowing two runs in 0.2 innings and taking the loss in the Marlins' 7-1 defeat...struck out the first big league hitter he faced, Didi Gregorius

Spent the majority of the season at the Alternate Site...placed on the disabled list from Aug. 2-29

2019

* Had a breakout 2019 campaign, combining to go 7-2 with a 1.76 ERA in 38 appearances (one start) across three levels of the Marlins' system...had a dominant stint in Double-A, striking out 25 in 16.1 scoreless innings over nine relief appearances

* Posted 100 strikeouts against just 19 walks in 66.2 innings

Limited opposing hitters to a .187 average with a .095 WHIP

Following the season, played for Salt River in the Arizona Fall League and tossed 10.1 scoreless innings in nine outings

2018

* In his first professional action, went 4-0 with a 1.35 ERA in 14 games with the Rookie-level GCL Marlins and short-season Batavia

Posted a .242 opponents' batting average with 38 strikeouts against seven walks in 33.1 innings

Personal

Alexander Victor Vesia...attended Division II Cal-State East Bay, where he was the school's all-time leader in wins (24) and strikeouts (249)...became the school's highest-ever drafted pitcher...was a recreation management major, and following his Arizona Fall League stint in 2019, interned in the football recruitment office at San Diego State University...selected by Miami in the 17th round of the 2018 First-Year Player Draft and signed by scout John Hughes.

Career Pitching Record

Year	Team	W-L	ERA	G	GS	CG	SHO	SV	IP	H	R	ER	HR	HB	BB	SO	WP	EK	AVG
2018	GCL Marlins	1-0	0.00	4	0	0	0	0	8.2	4	1	0	0	1	3	7	0	0	.133
	Batavia	3-0	1.82	10	0	0	0	0	24.2	27	7	5	1	0	4	31	4	0	.276
2019	Clinton	1-2	2.56	19	1	0	0	3	31.2	24	9	9	1	1	17	51	1	0	.207
	Jupiter	4-0	1.93	10	0	0	0	1	18.2	12	4	4	2	1	1	24	1	0	.179
	Jacksonville	2-0	0.00	9	0	0	0	1	16.1	8	0	0	0	2	1	25	0	0	.154
2020	MIAMI	0-1	18.69	5	0	0	0	0	4.1	7	10	9	3	0	7	5	0	0	.350
2021	LOS ANGELES	3-1	2.25	41	0	0	0	1	40.0	17	17	10	6	2	22	54	0	0	.126
	Oklahoma City	0-0	1.00	9	0	0	0	2	9.0	3	1	1	0	1	3	19	0	0	.107
Major League-2 years		3-2	3.86	46	0	0	0	1	44.1	24	27	19	9	2	29	59	0	0	.155
Dodger Totals - 1 year		3-1	2.25	41	0	0	0	1	40.0	17	17	10	6	2	22	54	0	0	.126
Minor League- 3 years		11-2	1.57	61	1	0	0	7	109.0	78	22	19	4	6	29	157	6	0	.199

Career Postseason Pitching Record

Year	Team	W-L	ERA	G	GS	CG	SHO	SV	IP	H	R	ER	HR	HB	BB	SO	WP	EK
2021	NLDS: LAD vs. SF	0-0	6.75	2	0	0	0	0	11	2	1	1	1	0	0	2	0	0
	NLCS: LAD vs. ATL	0-0	0.00	5	0	0	0	0	3.0	3	0	0	0	0	3	5	0	0
Postseason Totals		0-0	2.08	7	0	0	0	0	41	5	1	1	1	0	3	7	0	0
LDS Totals		0-0	6.75	2	0	0	0	0	11	2	1	1	1	0	0	2	0	0
LCS Totals		0-0	0.00	5	0	0	0	0	3.0	3	0	0	0	0	3	5	0	0

Career Single-Game Bests

Low-Hit Complete Game:	None	Most Strikeouts:	4, August 10, 2021 at PHI
Most Innings Pitched - Starter:	---	Most Walks:	4, May 1, 2021 at MIL
Most Innings Pitched - Reliever:	2.0, (2x), last, July 19, 2021 vs. SF	Longest Winning Streak:	3 games, July 31, 2021 - current
Most Earned Runs Allowed:	4, Sept. 9, 2020 at ATL	Longest Losing Streak:	2 games, July 25, 2020 - May 1, 2021

Career Fielding Record

Position	PCT	G	PO	A	E	TC	DP
Pitcher	---	46	0	0	1	1	

Career Transactions

- June 6, 2018: Drafted by the Miami Marlins in the 17th round of the 2018 amateur draft. Player signed June 16, 2018.
- February 12, 2021: Traded by the Miami Marlins with Kyle Hurt (minors) to the Los Angeles Dodgers for Dylan Floro.

Injured List

- No injuries at the Major League level



Jorbit VIVAS

IF | 80

@Dodgers

Bats: Left **Throws:** Right
Height: 5-10 **Weight:** 171
Opening Day Age: 21
Born: March 9, 2001 in Puerto Cabello, Venezuela
Resides: Puerto Cabello, Venezuela
Acquired: Signed as an international free agent by the Los Angeles Dodgers on July 4, 2017.

Career Highlights

- * 21-year middle infielder has slashed .296/389/.445 with 16 homers and 130 RBI over three seasons in the Dodgers organization
- * Was added to the 40-Man roster on November 19, 2021
- * The Venezuelan native set career-highs in 2021 in homers (14), RBI (87), runs (85), doubles (26), triples (4) and OPS (.892)
- * Signed as an international free agent by the Los Angeles Dodgers on July 4, 2017

Year-By-Year

2021

- * Split the season between High-A Great Lakes and Low-A Rancho Cucamonga, hitting a combined .312 with 14 homers and 87 RBI
 - * Started the season with Rancho Cucamonga, playing in 83 games and slashing .311/.389/.515 with 13 homers and 73 RBI.
 - * Promoted to Great Lakes on August 25 and hit .318 in 23 games...tallied six doubles, one homer and 14 RBI for the Loons
- After hitting .238 in the month of May, he hit .309 (25-for-81) with three homers and 17 RBI in the month of June... On June 8, he went 6-for-6 with three runs scored, one homer and four RBI...he recorded a six-game hitting streak from June 8-15, batting .444 (12-for-27) with two homers and nine RBI in that span...slashed a season-best .347/.420/.582 with four homers and 24 RBI in the month of July...

2020

- * Minor League Season cancelled due to Covid-19

2019

- * Started the season AZL Dodgers, batting .357 (41-for-115) with 11 doubles, two triples, one homer and 20 RBI... Finished the season in Ogden, playing in 24 games and slashing .286/.371/.417 with one homer and 12 RBI
- * Hit a career-best .327 (65-for-199) in 54 combined games

Personal

Jorbit Jose Vivas...signed out of Puerto Cabello, Venezuela

Career Batting Record

Year	Team	AVG	G	AB	R	H	2B	3B	HR	RBI	SH	SF	HBP	BB	SO	SB	CS	OBP	SLG	E
2018	DSL Dodgers	.222	51	176	33	39	11	1	0	11	0	4	11	26	35	16	4	.350	.295	5
2019	Ogden	.286	24	84	13	24	6	1	1	12	0	1	6	6	16	5	5	.371	.417	2
	AZL Dodgers	.357	30	115	18	41	11	2	1	20	0	3	6	13	15	5	4	.438	.513	5
2021	Rancho Cucamonga	.311	83	328	73	102	20	4	13	73	0	3	17	27	42	5	3	.389	.516	8
	Great Lakes	.318	23	85	12	27	6	0	1	14	0	1	3	13	13	3	1	.422	.424	2
Minor League -3 years		.296	211	788	149	233	54	8	16	130	0	12	43	85	121	34	17	.389	.445	22

Career Transactions

- July 4, 2017: Signed as an international free agent by the Los Angeles Dodgers

Injured List

- No injuries at the Major League Level



Mitch WHITE

RHP | 66

@mitchell.white13

Bats: Right **Throws:** Right

Height: 6-4 **Weight:** 207

Opening Day Age: 27

Born: December 28, 1994 in San Jose, CA

Resides: San Jose, CA

Acquired: Drafted in the 2nd round of the 2016 First Year Player Draft from Santa Clara University

ML Service: 0.116

ML Debut: August 28, 2020

Career Highlights

- * Right-hander enters his third Major League season after pitching 21 games in relief for the Dodgers last season, posting a 3.66 ERA (19 ER/46.2 IP) with 49 strikeouts and a 1-3 record
- * Made his MLB debut in relief on Aug. 28, 2020 at Texas with one strikeout (Shin-Soo Choo) in a scoreless inning
- * Picked up his first big league win on Sept. 18, 2020 with 2.0 scoreless innings of relief to close out the Dodgers' 15-6 victory at Colorado
- * Has compiled a 17-15 record with a 3.67 ERA (138 ER/338.1IP) in 87 games (76 starts) across five minor league seasons
- * As a minor leaguer, has 364 strikeouts in 338.1innings, while limiting opponents to a .229 batting average
- * Originally selected in the second round of the 2016 First-Year Player Draft out of Santa Clara

Year-By-Year

2021

- * Split his season between Triple-A Oklahoma City and the Major Leagues, pitching in ten games and 21 games respectively
 - * With Oklahoma City, the righty went 1-0 over ten games (seven starts) with a 1.69 ERA (6 ER/32.0 IP)...struck out 39 batters and walked just 12
 - * With the Dodgers, he went 1-3 with a 3.66 ERA (19 ER/46.2 IP) and 49 strikeouts...registered a 9.45 strikeout-per-nine innings mark
 - * Started his first Major League game on July 28 at Arizona, tossing 3.2innings of two-run ball with five strikeouts...did not factor in the decision
 - * Struck out a career-high six batters in a career-high 7.1innings on Aug. 18 against Pittsburgh, not factoring in the decision...matched his career-high in strikeouts twice later in the season on Aug. 29 vs. Colorado and Sept. 8 at St. Louis
 - * Made two rehab appearances with Single-A Rancho Cucamonga, picking up with win in both games and posted a 1.54 ERA (2 ER/11.2 IP)
- Earned a 10.92 strikeout-per-nine innings mark in the minors this season...kept minor league hitters to a .215/.273/.313 slashline over 14 games...excelled at Dodger Stadium, keeping hitters to a .147 average in 21.0innings across ten games...bettered his performance in the second half of the season, striking out 30 batters and limiting their average to .192 as opposed to 19 strikeouts and a .247 oppositional average before the All-Star break...got out of bases loaded situations in five separate games...made one start in July (7/31 at ARI), two starts in August (8/12 at PHI, 8/29 vs. COL) and one start in September (9/8 at STL)...limited right-handed hitters to a .200 average and left-handed hitters to a .230 average in his 21 games at the Major League level

2020

- * Tossed 3.0 scorelessinnings over two relief appearances in four stints with the Dodgers for his first big league action
- * Made his MLB debut on Aug. 28 at Texas, allowing two baserunners (via walk and hit) and striking out one (Shin-Soo Choo) for his first K to close out the Dodgers' 6-2 win
- * Awarded his first big league win in his second outing, striking out one in 2.0 scorelessinnings in the Dodgers' 15-6 win over the Rockies at Coors Field

* Spent the majority of the season at the Alternate Training Site after being added to the 40-man roster on Nov. 20, 2019

2019

* Started the season with Double-A Tulsa, posting a 1-0 record with a 2.10 ERA (7 ER/30.0 IP) in seven starts with the Drillers... struck out 37 batters against seven walks while posting a 0.83 WHIP and a .165 opponent's batting average

* As a member of the Drillers, he tossed the first four innings of a 10-inning combined no-hitter at Arkansas on April 14

Was assigned to Triple-A Oklahoma City on May 14 and went 3-6 record with a 6.50 ERA (46 ER/63.2 IP) in 16 games (13 starts)... struck out 105 hitters across two levels, establishing a career-high in strikeouts...was placed on the Triple-A injured list on two occasions (June 18-29 and August 1-14) due to recurring blister issues...entered the season rated as the Dodgers' No. 9 prospect and fifth-best pitcher by Baseball America

2018

* Spent the entire season with Double-A Tulsa and led the team with six wins, 22 starts, 105.1 innings pitched and 88 strikeouts

* Was 5-4 with a 3.86 ERA (29 ER/67.2 IP) in 12 starts post all-star break...fanned 52 batters against 12 walks

Had a 1.09 ERA (7 ER/58 IP) with 53 strikeouts and in 58.0 innings with the bases empty...finished the season tied for fifth in games started and tied for 10th in wins in the Texas League

2017

* Went 3-2 with a 2.93 ERA (24 ER/73.2 IP) in 19 starts with Double-A Tulsa, Single-A Rancho Cucamonga and Rookie-level AZL Dodgers

Named Cal League Pitcher of the Week with Rancho Cucamonga on April 16 after tossing 9.0 scoreless innings across two starts while allowing only one hit and striking out 11...combined with Alex Hermeling to throw the first no-hitter in Rancho Cucamonga Quakes' 25-year franchise history on April 7, 2017

2016


* In his first professional season, he posted a 1-0 record with a 0.00 ERA (22.0 IP) in 11 games (six starts) with Single-A Rancho Cucamonga, Single-A Great Lakes and Rookie-level AZL Dodgers

Struck out 30 batters against six walks across three different levels

Personal

Mitchell White...attended Santa Clara University, where he earned All-West Coast Conference Freshman team honors and posted a 3.72 ERA with 118 strikeouts against 27 walks in 92 innings his sophomore season...attended Bellarmine College Prep in San Jose and posted a 1.09 ERA his junior season before missing his senior season with Tommy John surgery...originally selected by the Dodgers in the second round (65th overall) in the 2016 First Year Player Draft

2022



Career Pitching Record

Year	Team	W-L	ERA	G	GS	CG	SHO	SV	IP	H	R	ER	HR	HB	BB	SO	WP	BK	AVG
2016	Rancho Cucamonga	1-0	0.00	1	0	0	0	0	2.0	1	0	0	0	0	0	2	0	0	.167
	Great Lakes	0-0	0.00	8	4	0	0	0	16.0	23	1	0	0	0	6	20	0	0	.058
	AZL Dodgers	0-0	0.00	2	2	0	0	0	4.0	3	1	0	0	0	0	8	0	0	.200
2017	Tulsa	1-1	2.57	7	7	0	0	0	28.0	17	8	8	2	2	13	31	4	0	.168
	Rancho Cucamonga	2-1	3.72	9	9	0	0	0	38.2	26	23	16	0	3	16	49	3	0	.187
	AZL Dodgers	0-0	0.00	3	3	0	0	0	7.0	2	1	0	0	0	2	8	0	0	.091
2018	Tulsa	6-7	4.53	22	22	0	0	0	105.1	114	63	53	12	4	34	88	7	1	.273
2019	Tulsa	1-0	2.10	7	7	0	0	0	30.0	18	8	7	3	1	7	37	2	0	.165
	Oklahoma City	3-6	6.50	16	13	0	0	0	63.2	73	47	46	13	1	24	68	3	0	.293
2020	LOS ANGELES	1-0	0.00	2	0	0	0	0	3.0	1	0	0	0	0	1	2	0	0	.100
2021	LOS ANGELES	1-3	3.66	21	4	0	0	0	46.2	38	28	19	6	0	17	49	3	0	.215
	Rancho Cucamonga	2-0	1.54	2	2	0	0	0	11.2	7	2	2	1	0	1	14	2	0	.175
	Oklahoma City	1-0	1.69	10	7	0	0	0	32.0	28	9	6	1	0	12	39	2	1	.228
Major League - 2 years		2-3	3.44	23	4	0	0	0	49.2	39	28	19	6	0	18	51	3	0	.209
Dodger Totals - 2 years		2-3	3.44	23	4	0	0	0	49.2	39	28	19	6	0	18	51	3	0	.209
Minor League - 5 years		17-15	3.67	87	76	0	0	0	338.1	292	162	138	32	11	115	364	23	2	.229

Career Single-Game Bests

Low-Hit Complete Game:	---	Most Strikeouts:	6, (3x), last, Sept. 8, 2021 at STL
Most Innings Pitched Starter:	5.0, Sept. 8, 2021 at STL	Most Walks:	3, August 12, 2021 at PHI
Most Innings Pitched Reliever:	7.1, August 18, 2021 vs. PIT	Longest Winning Streak:	1 game, August 8, 2021
Most Earned Runs Allowed:	4, Sept. 8, 2021 at STL	Longest Losing Streak:	2 games, August 29 - Sept. 8, 2021

Career Fielding Record

Position	PCT	G	PO	A	E	TC	DP
Pitcher	.909	23	4	6	1	11	0

Career Transactions

- June 3, 2016: Drafted in the second round of the 2016 First-Year Player Draft out of Santa Clara University

Injured List

- No injuries at the Major League Level





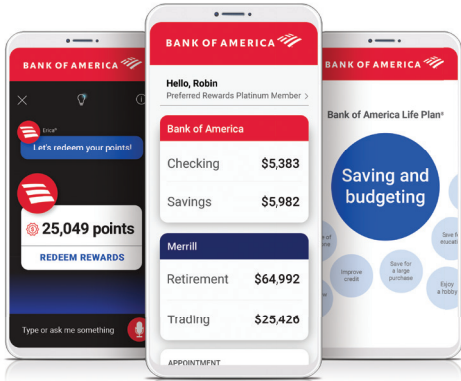
Saving for an epic ski trip.

Investing in greener companies with Merrill.

Considering a fourth hot dog.

Redeeming rewards for tickets to next game.

Finding out his streaming service charge just went up.



Digital tools so impressive, you just can't stop banking.



What would you like the power to do?®

Investing in green technology, involves risk. Investors should carefully consider the investment objectives, risks, charges and expenses before investing. Merrill Lynch, Pierce, Fenner & Smith Incorporated (also referred to as "MLPF&S" or "Merrill") makes available certain investment products sponsored, managed, distributed or provided by companies that are affiliates of Bank of America Corporation ("BoFA Corp."). MLPF&S is a registered broker-dealer, registered investment adviser, Member SIPC and wholly owned subsidiary of BoFA Corp. Banking products are provided by Bank of America, N.A. and affiliated banks, Members FDIC and wholly owned subsidiaries of Bank of America Corporation. Investment products:

Are Not FDIC Insured | Are Not Bank Guaranteed | May Lose Value

Screen images simulated. When you use the QRC feature certain information is collected from your mobile device for business purposes. Bank of America and the Bank of America logo are registered trademarks of Bank of America Corporation. ©2021 Bank of America Corporation. Mobile Banking requires that you download the Mobile Banking app and is only available for select mobile devices. Message and data rates may apply.

Scan to learn more





Yency
ALMONTE

RHP | 97

@ **showtimealmonte**

Bats: Right **Throws:** Right

Height: 6-5 **Weight:** 223

Opening Day Age: 27

Born: June 4, 1994 in Miami, FL

Resides: Miami, FL

Acquired: Signed Minor League Contract on March 16, 2022

ML Service: 0.080

ML Debut: June 21, 2018

Career Highlights

- * After four seasons with the Rockies, he enters his first camp with the Dodgers after signing a minor league contract in March 2022
- * After a stellar 2020 in Colorado, Almonte posted a 1-3 record with the Rockies and a 7.55 ERA (40 ER/47.2 IP) in 2021...punched out a Major League career-high 47 batters in 48 games with 29 walks and a 1.59 WHIP
- * Had a breakout year with the Rockies in 2020, went 19 consecutive outings between his two home runs allowed on Aug. 1 vs. San Diego and Sept. 23 at San Francisco...talled the longest streak by a Rockies reliever in 2020 and tied for the sixth-longest in the NL
- * In 2019, recorded a career long 8.1 inning scoreless streak from April 12-May 23...slashed his first ML strike out on April 22... Earned his first Major League save (Aug. 4) and first win (Aug. 6) in the same series against San Francisco, the first pitcher in franchise history to do both in the same series
- * Made his Major League debut on June 21, 2018 vs. the New York Mets, inheriting two runners and allowed a sac fly before inducing a ground-ball double play...recorded his first ML strikeout on June 22 against Miami
- * Honored as an Eastern League Mid-Season All-Star in 2017 as well as a MiLB.com Organization All-Star prior to pitching in the Arizona Fall League for the Salt River Rafters
- * Recorded his first career shutout Aug. 17, 2016 with Hartford, pitching seven scoreless innings in the first game of a doubleheader... named a California League Postseason All-Star in the same year after finishing third in the league in ERA (3.71) and tied for second in strikeouts (134)
- * Struck out a career high 12 batters on Aug. 30, 2015 vs. Frederick
- * Selected out of Christopher Columbus High School (Miami, Fla.) in the 17th round of the First-Year Player Draft by the Los Angeles Angels of Anaheim

Year-By-Year

2021

- * Appeared in the most games of his career in 2021...tied his career high in opposing batters grounding into double plays with four
- * Opponents averaged an .844 OPS against him, the second highest of his career...struck out 8.87 batters per nine innings, a career-best
- * Sat down a season-high four batters in two scoreless innings on the road against the Dodgers on August 28

2020

- * He posted an 3-0 record with the Rockies and a 2.93 ERA (9 ER/27.2 IP) in 24 games with the Rockies
- * Led Rockies relievers (min. 10 appearances) with a 2.93 ERA (9 ER/27.2 IP)...scoreless in 16 of his 24 outings
- * Led the Rockies and tied for fourth in the National League with 27.2 relief innings
- * Tied his career-high in strikeouts on Aug. 1 vs. San Diego (also: Aug. 7, 2018, vs. Pittsburgh)

2019

- * Made 28 relief appearances across five stints with the Rockies, going 0-1 with a 5.56 ERA (21 ER/34.0 IP)...scored upon 11 times in 28 games...allowed runs once over his last seven games and twice over his last 11
- Recalled for the first time on April 7 and optioned April 15...recalled again May 4 and optioned May 14...recalled as the 26th man

two times, once on July 15 and again on July 24 ... called up for the final time on Aug. 14...pitched a career-high 3.1 innings Aug. 29 vs. Pittsburgh...suffered his first Major League loss on Aug. 22 at St. Louis, allowing two runs in one inning pitched...allowed three of 15 inherited runners to score, a 20% inherited runners percentage that ranked 14th in the National League (min. 15 inherited runners)...made 30 relief appearances for Triple-A Albuquerque, going 2-3 with a 4.20 ERA (14 ER/30.0 IP)

2018

* Reached the Majors in Colorado for the first time in his career, making 14 appearances...Scored upon three times over three stints in Majors and went 0-0 with a 1.84 ERA (3 ER/14.2 IP)...racked up 14 strikeouts and only four walks

* Allowed no runs in eight of last nine Major League appearances from Aug. 1 through the end of the season...allowed eight of 10 inherited runners to score

* With the Rockies, he tossed a career-high tying two scoreless innings with a career-high four strikeouts on Aug. 7 vs. Pittsburgh

* Recalled from Triple-A Albuquerque on June 21 and made two appearances before being optioned back on June 23...recalled from Triple-A ABQ on June 24, second recall within three days...optioned to Albuquerque Aug. 9, returned Sept. 1

* Went 3-5 with a 5.56 ERA (27 ER/43.2 IP) in 18 appearances (10 starts) with Albuquerque

2017

* Made 14 starts and posted a 8-4 record with a 2.91 ERA (36 ER/111.1 IP) in eight games at Double-A Hartford prior to first-ever promotion to Triple-A Albuquerque...fanned 34 and walked 14 in 10 starts in the minors

* Named Eastern League Pitcher of the Week after beating Harrisburg April 20...recorded seven shutout innings in Hartford's 1-0 victory ... allowed just four hits and finished with a franchise-best 10 strikeouts with no walks over seven innings in his win for the Yard Goats at new Dunkin' Donuts Park

Posted 1.27 ERA (4 ER/28.1 IP) in five road starts for Hartford...went 3-2 with a 2.44 ERA (13 ER/48.0 IP) in nine home games for the Yard Goats...allowed five earned runs in 30.1 innings over combined six starts in April and May at Double-A Hartford...had two stints on the Hartford disabled list May 4-27 (shoulder) and June 5-23 (knee)...prior to first IL stint, was 2-0 with a 1.37 ERA (4 ER/26.1 IP)...suffered a knee injury June 1 and did not pitch again until June 27...lost three straight starts May 27-June 17 despite allowing four earned runs in 14.0 innings...went 3-0 with a 2.79 ERA (9 ER/29.0 IP) over five home games for Albuquerque...his final game of the year was in relief on Sept. 4...did not allow a run over his final 12 innings from Aug. 25-Sept. 4 after a season-high six runs Aug. 19 at Sacramento...won consecutive home starts vs. Salt Lake and Reno Aug. 25 and Aug. 31, allowing a combined eight hits and no runs over 11 innings

2016

* In his first season with the Rockies organization, made 27 starts between High-A Modesto and Double-A Hartford...finished with a 3.58 ERA (67 ER/168.1 IP) across the two levels

* Named the California League Pitcher of the Week July 25-31 after he went 2-0 with a 0.00 ERA, three walks and 20 strikeouts in two starts

2015

* Went 11-7 with a 3.41 ERA (52 ER/137.1 IP) between Low-A Kannapolis and High-A Winston-Salem in his only season with the Chicago White Sox organization

* Acquired by the Rockies via trade with the White Sox in exchange for RHP Tommy Kahnle, Nov. 24

* Prior to the 2015 season, was acquired by the White Sox via trade with the Angels in exchange for infielder Gordon Beckham on Feb. 4

* Named the South Atlantic League Pitcher of the Week July 6, 2015 after pitching 8.2 shutout innings vs. Augusta

2014

* Spent most of the season with Low-A Burlington...went 2-6 with a 5.91 ERA (30 ER/42.2 IP) in 11 starts between Low-A Burlington and Arizona League Angels

2013

* Made 13 appearances, 11 GS, with Rookie Level Orem...finished the season with two relief appearances (5 ER/3.1 IP) after starting previously during the year

2012

* Made three relief appearances for the Arizona League Angels in his first professional season...posted an 6.00 ERA (2ER/3.0IP) with no strikeouts and one walk

Personal

Yency Almonte, son of Ramon and Sandra...born and raised in Miami, FL...has one brother, Denny, who played professional baseball with the Seattle Mariners organization...played baseball as a kid with Chicago Cubs outfielder Albert Almora Jr...enjoys going fishing and playing basketball...enjoys Latin food...he is fluent in Spanish...during the offseason, he helps coach at a baseball academy his father owns...was a 17th round selection by the Los Angeles Angels of Anaheim in the 2012 amateur draft, out of a high school in Miami, FL.

Career Pitching Record

Year	Team	W-L	ERA	G	GS	CG	SHO	SV	IP	H	R	ER	HR	HB	BB	SO	WP	BK	AVG
2012	ACL Angels	0-0	6.00	3	0	0	0	0	3.0	5	3	2	0	0	1	0	1	0	.357
2013	Orem	3-3	6.92	13	11	0	0	0	53.1	66	46	41	5	7	21	35	13	1	.304
2014	ACL Angels	0-1	17.18	2	2	0	0	0	3.2	7	7	7	0	1	1	5	2	1	.467
	Burlington	2-5	4.93	9	9	0	0	0	42.0	40	23	23	5	2	14	32	3	0	.252
2015	Kannapolis	8-4	3.88	17	16	0	0	0	92.2	92	42	40	8	8	26	71	12	0	.256
	Winston-Salem	3-3	2.42	7	6	0	0	0	44.2	28	14	12	1	1	12	39	0	0	.179
2016	Modesto	8-9	3.71	22	22	1	0	0	138.1	124	66	57	14	9	39	134	6	0	.237
	Hartford	3-1	3.00	5	5	1	1	0	30.0	22	11	10	4	0	16	22	0	0	.204
2017	Hartford	5-3	2.00	14	14	0	0	0	76.1	58	19	17	4	3	31	71	0	1	.212
	Albuquerque	3-1	4.89	8	7	0	0	0	35.0	41	20	19	7	2	21	22	2	1	.315
2018	Albuquerque	3-5	5.56	18	10	0	0	1	43.2	44	27	27	8	6	14	34	4	0	.268
	COLORADO	0-0	1.84	14	0	0	0	0	14.2	15	5	3	1	0	4	14	1	0	.273
2019	Albuquerque	2-3	4.20	30	0	0	0	5	30.0	29	21	14	2	1	26	32	3	0	.246
	COLORADO	0-1	5.56	28	0	0	0	0	34.0	39	22	21	7	1	14	29	1	0	.279
2020	COLORADO	3-0	2.93	24	0	0	0	1	27.2	25	13	9	2	3	6	23	0	0	.243
2021	Albuquerque	0-0	0.00	2	0	0	0	0	2.0	1	0	0	0	0	1	1	0	0	.167
	COLORADO	1-3	7.55	48	0	0	0	0	47.2	47	42	40	9	4	29	47	3	0	.260
Major League -4 years		4-4	5.30	114	0	0	0	1	124.0	126	82	73	19	8	53	113	5	0	.263
Minor League-9 years		40-38	4.07	150	102	2	1	6	594.2	557	299	269	58	40	223	498	46	4	.248

Career Single-Game Bests

Low-Hit Complete Game:	---	Most Strikeouts:	2, August 29, 2019 vs. PIT
Most Innings Pitched Starter:	---	Most Walks:	3, April 28, 2021 at SF
Most Innings Pitched Reliever:	31, August 29, 2019 vs. PIT	Longest Winning Streak:	---
Most Earned Runs Allowed:	5, July 2, 2021 vs. STL	Longest Losing Streak:	---

Career Fielding Record

Position	PCT	G	PO	A	E	TC	DP
Pitcher	1.000	114	8	5	0	13	0

Career Transactions

- June 6, 2012: Drafted by the Los Angeles Angels of Anaheim in the 17th round of the 2012 amateur draft. Player signed July 9, 2012.
- February 4, 2015: the Los Angeles Angels of Anaheim sent Yency Almonte to the Chicago White Sox to complete an earlier deal made on August 21, 2014. August 21, 2014: The Los Angeles Angels of Anaheim sent a player to be named later to the Chicago White Sox for Gordon Beckham.
- November 24, 2015: Traded by the Chicago White Sox to the Colorado Rockies for Tommy Kahnle.
- March 16, 2022: Signed as a Free Agent with the Los Angeles Dodgers.

Injured List

- April 29 - May 9, 2021 (right hand contusion)
- July 16 - August 5, 2021 (protocols)



Eddy
ALVAREZ

IF | 68

@eddyalvarez90

Bats: Left **Throws:** Right

Height: 5-9 **Weight:** 185

Opening Day Age: 32

Born: January 30, 1990 in Miami, FL

Resides: Miami, FL

Acquired: Signed as a minor league free agent on November 29, 2021 by the Los Angeles Dodgers

ML Service: 0.116

ML Debut: August 5, 2020

Career Highlights

- * Two-time Olympic silver medalist looks to his ninth professional baseball season with a career .281/.380/.418 and a .798 slashline with 124 doubles, 18 triples, 46 home runs, 288 RBI and 102 stolen bases in 617 minor league games
- * Earned a silver medal for Team USA in the 2014 Winter Olympics in men's short track speed skating and earned another silver medal for Team USA in baseball at the 2020 Tokyo Olympics...became just the sixth athlete ever and third American to medal in both the Winter and Summer Olympics
- * Made his Major League debut on August 5, 2020 with Miami against Baltimore and recorded his first big league hit on August 9 against Jacob deGrom, finishing that game going 3-for-4 with a double and stolen base at Citi Field against the Mets
- * Was one of 18 Marlins players make their MLB debut in 2020...according to the Elias Sports Bureau, that set a new single-season Franchise record (defeating 16 in 2010)
- * Roped his first big league home run on Sept. 11, 2021 at Atlanta, a solo shot off Charlie Morton
- * Earned MLB.com Organizational All-Star status in 2016 and was named a South Atlantic League Midseason All-Star after ranking second in on-base percentage (.408), third in walks (69) and sixth in stolen bases (42)

Year-By-Year

2021

- * Appeared in 24 games at the Major League level with the Marlins from Sept. 7 until the end of the season, producing a .188 average (12-for-64) with four doubles, one triple, and one home run with six RBI...also tallied four walks and a stolen base
- * Roped his first big league home run on Sept. 11 at Atlanta, a solo shot off Charlie Morton
- * Had his best game in the regular season finale, going 2-for-4 with one run and one RBI...also stole a base
- * Made stops at Rookie-level GCL Marlins, Single-A Jupiter, and Triple-A Jackson, combining to hit .320/.449/.500 with a .949 OPS...totalled five doubles, six home runs, 24 RBI, scored 28 runs, and walked 21 times in 36 games
- * Was solid defensively, playing second base (19 GS), third base (10 GS), and shortstop (4 GS), committing just four errors in 122 total chances

2020

- * Made his Major League debut on August 5 against Baltimore and snubbed his first big league hit on August 9 against Jacob deGrom, finishing that game going 3-for-4 with a double and stolen base at Citi Field against the Mets
- * Played 12 games with the Marlins, going 7-for-37 for a .189 average with a double, two RBI, two stolen bases, and three walks...struck out 16 times
- * Tallied nine games (7 GS) at second base, three games (2 GS) at third base, and one game (one start) at shortstop...helped facilitate six double plays and earned 24 assists...produced a perfect fielding percentage of 1.000
- * Placed on the Paternity List on August 21 (16 days after MLB debut) for the birth of his first child, a son named Jet
- * One of 18 Marlins players make their MLB debuts in 2020...according to the Elias Sports Bureau, that set a new single-season Franchise record (defeating 16 in 2010)

2019

- * Was traded from Chicago (AL) to Miami on March 27 and played for three different levels in the Marlins system: Advanced-A Jupiter, Double-A Jackson, and Triple-A New Orleans
- * Batted a combined .324 with 12 home runs, 43 RBI, 18 doubles, a pair of triples, and 12 stolen bases in 70 games across the three levels

* Played a combined 21 games (19 starts) at shortstop and 12 games (12 starts) at second base throughout the season, committing just three errors in 130 total chances...tallied 70 assists and was part of 19 double plays

* Had his best offensive performance on July 30 with Triple-A New Orleans, going 3-for-3 with two runs, a home run, and four RBI against Las Vegas

2018

* Spent all of 2018 with Triple-A Charlotte in the White Sox organization, playing 101 games and batting .253 with 26 doubles, three triples, eight home runs, and 37 RBI

* Punched a .278/.375/.500 slashline during home games, tallying four home runs and 23 RBI...struck out 38 times and walked 22

* Had his best month in April, posting a .353/.455/.647 slashline over six games...his next best month was June with a .310 average over 26 games and four doubles and nine RBI

* Was even keeled against left-handed and right-handed pitchers, garnering a .258/.400/.427 and .251/.325/.438 slashline respectively

2017

* Bounced between Double-A Birmingham and Triple-A Charlotte, posting a combined .235 average (101-for-429) with 16 doubles, two triples, four home runs and 39 RBI over 126 games

* Spent time at short stop (91 G, 90 GS) and second base (35 G, 32 GS), committing just 18 errors in 290 total chances...was part of 74 doubles plays during the season with both teams

2016

* Combined to hit .265 (114-for-430) with 19 doubles, three triples, six home runs, 65 RBI, 11 stolen bases and 58 runs scored over 116 games between Double-A Birmingham and Triple-A Charlotte

* Ranked seventh among White Sox organizational leaders in walks (50 and 10th in runs scored while leading Birmingham with 62 RBI...was named a MiLB.com Organizational All-Star

* Fielded all 115 games at shortstop, committing 27 errors over 493 total chances for a .964 fielding percentage...had a hand in 72 double plays throughout the year

2015

* Batted a combined .296 (133-for-450) with 29 doubles, seven triples, five home runs, 53 RBI, 88 runs scored and 53 stolen bases over 123 games between Single-A Kannapolis and Single-A Winston Salem

* Ranked second in the South Atlantic League in on-base percentage (.408), third in walks (69) and sixth in stolen bases (42) and was named a SAL Midseason All-Star while leading Single-A Kannapolis

2014

* Signed a minor league contract with the Chicago White Sox as a free agent after winning a silver medal for Team USA in men's short track speed skating in the Sochi Olympics

* Combined to hit .346 (63-for-182) with 11 doubles, five home runs, 26 RBI, 32 runs scored and nine stolen bases over 45 games between Arizona Rookie League White Sox and Single-A Kannapolis

2012

* Underwent surgery to repair torn patellar tendons that left him completely immobile for four weeks

* After missing the 2010 Olympics, he returned to baseball in an attempt to give his knees a break after years of chronic pain. He became an All-Conference shortstop at Salt Lake Community College

Personal

Eduardo Cortes Alvarez...born on January 30, 1990 in Miami, Florida...was a short track speed skater who represented the United States in the 2014 Winter Olympics, earning a silver medal and later representing the United States in the 2020 Summer Games, earning another silver medal with the baseball team...became the sixth athlete and third American to medal in both a Summer and Winter Olympics...turned down a scholarship to play baseball at St. Thomas University to pursue skating...his older brother, Nick, played outfield and first base in the minor leagues for seven years (2000-06)

Career Batting Record

Year	Team	A/G	G	AB	R	H	2B	3B	HR	RBI	SH	SF	HP	BB	SO	SB	CS	OBP	SLG	E
2014	AZL White Sox	.291	27	110	20	32	5	1	2	12	0	0	0	20	24	5	6	.400	.409	9
	Kannapolis	.431	18	72	12	31	6	0	3	14	0	0	1	7	10	4	4	.488	.639	5
2015	Kannapolis	.285	89	330	64	94	23	6	2	39	6	3	2	69	68	42	8	.409	.409	25
	Winston-Salem	.325	34	120	24	39	6	1	3	14	2	2	0	19	17	11	7	.411	.467	5
2016	Birmingham	.263	104	395	51	104	17	3	6	62	15	5	2	46	76	9	6	.339	.367	26
	Charlotte	.286	12	35	7	10	2	0	0	3	0	0	0	4	7	2	0	.359	.343	1
2017	Birmingham	.234	92	329	45	77	16	2	4	39	6	5	7	69	105	8	5	.347	.310	12
	Charlotte	.240	34	100	14	24	0	0	0	7	0	1	3	14	32	1	0	.347	.240	6
2018	Charlotte	.253	101	308	52	78	26	3	8	37	7	2	3	43	79	5	3	.348	.435	14
2019	Jupiter	.333	3	9	3	3	0	0	0	1	1	0	0	1	0	0	0	.400	.333	1
	Jacksonville	.333	1	3	0	1	0	0	0	0	0	0	1	0	1	0	0	.500	.333	0
	New Orleans	.323	66	235	45	76	18	2	1	12	1	1	4	30	53	12	3	.407	.570	10
2020	MIAMI	.189	12	37	6	7	1	0	0	2	0	0	1	3	16	2	0	.268	.216	0
2021	GCL Marlins	.000	1	2	0	0	0	0	0	0	0	0	0	0	0	0	0	.000	.000	0
	Jupiter	.600	4	15	5	9	0	0	2	8	0	0	1	3	2	2	0	.684	1.000	0
	Jacksonville	.288	31	111	23	32	5	0	4	16	1	0	8	18	27	2	5	.423	.441	4
	MIAMI	.188	24	64	8	12	4	1	1	6	0	0	6	4	18	1	0	.297	.328	4
Major League - 2 years		.188	36	101	14	19	5	1	1	8	0	0	7	7	34	3	0	.287	.287	4
Minor League- 8 years		.281	617	2174	365	610	124	18	46	288	39	18	29	329	469	102	47	.380	.418	68

Career Single-Game Bests

Most Hits: 3, August 9, 2020 at NYM Most Stolen Bases: 1 (3x), last, August 9, 2020 at NYM
 Most RBI: 1, (8x), last, August 12, 2020 at TOR Most Walks: 2, Sept. 30, 2021 at NYM
 Most Home Runs: 1, Sept. 11, 2021 at ATL Longest Hitting Streak: ---
 Most Runs Scored: 3, August 12, 2020 at NYM Grand Slams: 2, (2x), last, Sept. 17-18, 2021

Career Fielding Record

Position	PCT	G	PO	A	E	TC	DP
Second Base		1,000	13	18	24	0	42
Third Base		920	20	8	38	4	50
Short Stop		1,000	1	2	5	0	7

Career Transactions

- June 10, 2014: Signed by the Chicago White Sox as an amateur free agent.
- March 27, 2019: Purchased by the Miami Marlins from the Chicago White Sox.
- November 29, 2021: Signed minor league contract with the Los Angeles Dodgers.

Injured List

- No Injuries at the Major League level



Andy BURNS

IF | 29

@adburns10

Bats: Right **Throws:** Right
Height: 6-2 **Weight:** 205
Opening Day Age: 31
Born: August 7, 1990 in Greenville, SC
Resides: Greenville, SC
Acquired: Signed as a Free Agent on December 16, 2020
ML Service: 0.047
ML Debut: May 9, 2016

Career Highlights

- * 30-year-old utilityman enters his 12th professional season and second with the Dodgers after batting .273 (3-for-11) in nine games at the Major League level last season
- * In eight Minor League seasons in both the Toronto and Dodger farm system, slashed .264/.337/.423 with 175 doubles, 21 triples, 81 home runs and 372 RBI across 786 games
- * Has spent the majority of his Minor League career at third base, logging 407 games (401 GS) at the hot corner with a .929 fielding percentage (82 E/1107 TC) across eight seasons...has also spent time at second base (161 G, .994 FPCT), shortstop (115 G, .953 FPCT), first base (35 G, .982 FPCT), left field (40 G, 1.000 FPCT) and right field (8 G, 1.000 FPCT)
- * Played two seasons in the KBO for the Lotte Giants (2017-18), where he hit a combined .285 (252-for-885) with 72 doubles, five triples, 38 home runs and 121 RBI over 249 games
- * Made his Major League debut on May 9, 2016, vs. San Francisco
- * Garnered 2019 MLB.com Organizational All-Star honors after tallying career highs in home runs (19), walks (57), OBP (.364), slugging (.470) and OPS (.833) at a .275 clip (113-for-411) with 17 doubles, a trio of triples and 63 RBI...led the Bisons in games played (118), hits (113), walks (57) and OBP (.364) and ranked among the top in the International League in games played (8th), home runs (T-8th), RBI (T-10th) and walks (T-6th)
- * Named the 2019 Jimmy Griffin Hometown Hero recipient after hitting .322 (69-for-214) with 23 extra-base hits in 63 home games
- * Played in 355 games over three seasons with Triple-A Buffalo, which ranks fifth in the team's modern era (1985-present)
- * Selected as a 2013 Florida State League midseason All-Star with Single-A Dunedin after hitting .315 (73-for-232) with 14 doubles, four triples, eight home runs and 47 RBI across 61 first-half games
- * Named Best Third Baseman in Florida State League by Baseball America after slashing .327/.383/.524 with 15 doubles, five triples, eight homers and 53 RBI across 64 games to accompany a .928 fielding percentage (12 E/166 TC) in 511.1 innings (59 G) at the hot corner
- * Played for Salt River in the Arizona Fall League following the 2013 season and received Player of the Week honors on Nov. 5
- * Tabbed IL Player of the Week with Triple-A Buffalo on Aug. 4, 2019, after going 14-for-28 (.500) with a pair of doubles, one home run and seven RBI for a 1.227 OPS across seven games
- * Spent two offseasons playing internationally, including 2014 with Bravos de Margarita in the Venezuelan Winter League and 2019 with the Sydney Blue Sox in the Australian Baseball League
- * Drafted by Toronto in the 11th round of the 2011 First-Year Player Draft out of the University of Arizona

Year-By-Year

- 2021
- * Split his season between AZL Dodgers, Triple-A Oklahoma City, and the Dodgers...had two stints in the Majors
 - * With AZL Dodgers, the righty played in four games and went 3-for-9 with a home run and two RBI...also registered a stolen base
 - * With Triple-A Oklahoma City, appeared in 54 games and slashed .232/.361/.412 with 12 doubles, one triple, and six home runs...knocked in 24 runs and stole ten bases

* At the Major League level, he averaged .273 (3-for-11) across nine games, scoring two runs, hitting a double, and walking three times

* Was named to his first big league Postseason roster, playing in game 5 and 6 of the NLCS

Garnered an 11-game hit streak from May 29 to June 12, going 18-for-36 with 11 RBI...notched a season-high four hits on June 1 at El Paso, going 4-for-5 with a home run and two RBI...hit well on the road with Triple-A OKC, slashing .250/.362/.448 with four home runs and 14 RBI...had his best month in June, hitting .325 (13-for-40) with 11 runs and 10 RBI...bat in every slot of the lineup, being the most productive in the eighth spot averaging .462 (6-for-13) with seven RBI...hit relievers well in the minor leagues, slashing .283/.417/.543 with a .960 OPS...stole two bases twice (May 22 at Albuquerque and June 11 vs. El Paso)

2020

* Spent the season at Toronto's alternate training site

* Elected free agent on Nov. 2 and signed a Minor League free-agent contract with the Dodgers on December 16, 2020

2019

* Tallied career highs in home runs (19), walks (57), OBP (.364), slugging (.470) and OPS (.833) over 118 games with Triple-A Buffalo

* Collected his career marks at a .275 clip (113-for-411) with 17 doubles, a trio of triples and 63 RBI to accompany his 19 homers

* Ranked among the top in the International League in games played (8th, 118), home runs (T-8th, 19), RBI (T-10th, 63) and walks (T-6th, 57)

Led the Bisons in games played (118), hits (113), walks (57) and OBP (.364)...hit .322 (69-for-214) with 23 extra-base hits in 63 home games...named the Jimmy Griffin Hometown Hero for his home offensive stats...garnered IL Player of the Week honors on Aug. 4 after going 14-for-28 (.500) with a pair of doubles, one home run and seven RBI across seven games...began the season collecting a hit in his first six games at a .400 clip (8-for-20) with one home run and four RBI...hit .318 (27-for-85) with four doubles, two triples, one home run and 11 RBI over 24 games in May...wrapped the second half of the season hitting .293 (46-for-157) with six doubles, a triple, 11 home runs and 31 RBI over 44 games...accumulated 355 games over three seasons with the Bisons, which ranks fifth in the team's modern era (1985-present)...played for Sydney in the Australian Baseball League where he batted .311 (38-for-122) across 35 games, including seven doubles, four home runs and 23 RBI (.870 OPS)

2018

* Slashed .268/.329/.513 with 34 doubles, five triples, 23 home runs and 64 RBI across 133 games in his second season with the Lotte Giants of the Korean Baseball Organization

* Ranked among the top in the KBO in doubles (T-7th), triples (T-4th), home runs (T-12th) and strikeouts (6th, 133)

* Played the entirety of the season at second base, turning in a .966 fielding percentage (22 E/642 TC) across 1073.0 innings (132 G) up the middle

2017

* Signed with the Lotte Giants of the KBO on Jan. 8

* Slashed .303/.361/.499 and connected for 38 doubles, 15 home runs and 57 RBI with 10 stolen bases across 116 games

Ranked tied for fourth in league with his team-leading 38 doubles...also sat among the top Giant bats in runs (4th, 71), hits (5th, 128), home runs (5th), RBI (6th), stolen bases (3rd), strikeouts (2nd, 100), average (4th), slugging (4th), OPS (4th, .859) and total bases (5th, 211)

2016

* Had his contract selected by Toronto on May 6 and made his Major League debut May 9 vs. San Francisco

* Logged six at-bats but did not register a hit, scored a pair of runs and struck out twice over four stints with Toronto...the team went 6-4 over his 10 games of big-league action

* Spent the majority of the season with Triple-A Buffalo, slashing .230/.285/.352 with 25 doubles, a triple, eight home runs and 38 RBI across 111 games

Paced the team with his 25 doubles and ranked among the top Bison bats in games (4th), plate appearances (6th, 454), at-bats (4th, 418), runs (4th, 42), hits (4th, 96), home runs (T-4th), RBI (5th), stolen bases (2nd, 13), walks (T-4th, 33) and total bases (4th, 147)...began his August campaign collecting a hit in eight consecutive games, connecting for a pair of doubles, one home run and four RBI at a .296 clip (8-for-27) over the span...went 2-for-4 and drove in four in bases-loaded situations...despite hitting .230 on the season, batted .271 (26-for-96) with six doubles, a pair of home runs and drove in 29 of his 38 RBI on the season with runners in scoring position

2015

* Hit .238 (5-for-21) with one home run across six games with Double-A New Hampshire before making his Triple-A debut on April 17

* Spent the balance of the season slashing .293/.351/.372 with 26 doubles, four home runs and 45 RBI in 126 games as a Bison

* Capped his first Triple-A campaign ranked sixth in the International League in hits (140) and 10th in OBP (.351)

Ranked second on the Bisons in games (126), runs (60), doubles (26), extra-base hits (30), RBI (45), total bases (178) and slugging (.372)...also ranked third in walks (38) and tied for fourth in home runs (4)...saw time at every defensive position except catcher and centerfield...played a majority of the season at third base (56 GS), committed nine errors over 165 total chances (.945 FPCT) in 501.2 innings between Double-A New Hampshire and Triple-A Buffalo...also tallied starts at second base (46 G), first base (13 G), shortstop (8 G), left field (6 G) and right field (2 G)...went 4-for-4 with a double in his Triple-A debut on April 17 vs. Lehigh Valley...turned in five-consecutive, multi-hit performances from July 24-28, connected for four doubles and drove in

five at a .476 (10-for-21) clip during the span...carried his offensive tear into August, capping his hitting streak at nine games and totaling a .447/.512/.553 line with six RBI and seven multi-hit performances from July 24 to Aug. 1

2014

* Paced Fisher Cat bats in runs (71), doubles (32), home runs (15), RBI (63), walks (41) and total bases (213) at a .255 clip (126-for-495) across 133 games for Double-A New Hampshire

* Also ranked among the top on the team in games (2nd, 133), hits (2nd, 126), triples (3rd, 5), stolen bases (2nd, 18), OBP (6th, .315), slugging (6th, .430) and OPS (5th, .745)

* Notched career highs in games (133) and strikeouts (99)

Collected an 11-game hitting streak from June 8-20, hit .333 (13-for-39) with a trio of doubles, one home run and four RBI...kept his on-base streak alive after wrapping up his hitting streak, reaching base in 14 consecutive games from June 8-23...totaled five doubles, a home run, six RBI and six walks over the span

2013

* Split the season between Single-A Dunedin (64 G) and Double-A New Hampshire (64 G) en route to notching career highs in runs (85), hits (148), total bases (241), doubles (34), triples (7), RBI (85) and stolen bases (33)

* Tabbed Best Third Baseman in the Florida State League by Baseball America after slashing .327/.383/.524 with 15 doubles, five triples, eight homers and 53 RBI across 64 games to accompany a .928 fielding percentage (12 E/166 TC) in 511.1 innings (59 G) at the hot corner

* Played for Salt River in the Arizona Fall League, hit .312 (24-for-77) with five doubles, a triple and 13 RBI across 21 games...received Player of the Week honors on Nov. 5 after hitting .600 (6-for-10) with a trio of triples and four RBI with a stolen base across three games from Oct. 30 to Nov. 5

Selected as a 2013 Florida State League midseason All-Star with Single-A Dunedin after hitting .315 (73-for-232) with 14 doubles, four triples, eight home runs and 47 RBI across 61 first-half games...was the starting third baseman in the FSL All-Star game...ranked among the top FSL bats in average (6th, .327), slugging (9th, .524), and OPS (6th, .907), also tied for 14th in RBI (53) and tied for seventh in stolen bases (21)...ascended to Double-A New Hampshire on June 21 and capped his debut season at that level hitting .253 (67-for-265) with 19 doubles, a pair of triples, seven home runs and 32 RBI across 64 games...got off to a slow start with Double-A New Hampshire, where he ended his first month hitting .150 (6-for-40) over 10 games, steadily improved each month, hitting .238 (25-for-105) in 25 games during July before capping his campaign slashing .300/.346/.467 with six doubles, a triple, four homers and 15 RBI across 29 games between August and September

2012

* Played the entirety of the season with Single-A Lansing, where he hit .248 (69-for-278) with 25 doubles, four triples, nine home runs and 37 RBI over 78 games

* Ranked among the top on the team in games (7th, 78), runs (T-3rd, 57), hits (9th, 69), doubles (2nd, 25), triples (T-4th, 4), homers (3rd, 9), RBI (T-6th, 37), stolen bases (5th, 15), walks (5th, 38), OBP (.351), slugging (3rd, .464) and OPS (3rd, .815)

Despite hitting .248 on the season, batted .311 (38-for-122) with 14 doubles, a trio of triples, three home runs and 20 RBI across 35 games at home

2011

* Slashed .250/.309/.380 with four doubles, three home runs and 14 RBI across 28 games between Rookie-Level GCL Blue Jays (5 G) and Short-Season Vancouver (23 G)

Began his professional career with Rookie-Level GCL Blue Jays, going 10-for-16 (.625) with one home run and seven RBI across five games before ascending to Short-Season Vancouver on Aug. 8...ended the season logging 23 games with the Canadians, where he hit .179 (15-for-84) with four doubles, a pair of home runs and seven RBI

Personal

Andrew David Burns...graduated from Rocky Mountain (CO) High School...selected by Colorado in the 25th round of the 2008 First-Year Player Draft, but did not sign...began his collegiate career at the University of Kentucky and played two seasons for the Wildcats before transferring to the University of Arizona...drafted by Toronto in the 11th round of the 2011 First-Year Player Draft after sitting out his junior season due to transferring to Arizona

Career Batting Record

Year	Team	AVG	G	AB	R	H	2B	3B	HR	RBI	SH	SF	HBP	BB	SO	SB	CS	OBP	SLG	E
2011	GCL Blue Jays	.625	5	16	5	10	0	0	1	7	0	1	1	2	0	0	1	.650	.813	1
	Vancouver	.179	23	84	10	15	4	0	2	7	0	0	0	6	14	2	1	.233	.298	7
2012	Lansing	.248	78	278	57	69	25	4	9	37	0	2	7	38	75	15	2	.351	.464	15
	Dunedin	.327	64	248	45	81	15	5	8	53	0	7	2	25	38	21	9	.383	.524	12
2013	New Hampshire	.253	64	265	40	67	19	2	7	32	0	3	0	23	55	12	5	.309	.419	16
	New Hampshire	.255	133	495	71	126	32	5	15	63	3	8	6	41	99	18	8	.315	.430	20
2014	New Hampshire	.238	6	21	5	5	0	0	1	1	0	0	0	3	3	0	0	.333	.381	1
	Buffalo	.293	126	478	60	140	26	0	4	45	5	1	5	38	69	6	9	.351	.372	15
2015	Buffalo	.230	111	418	42	96	25	1	8	38	1	2	0	33	82	13	5	.285	.352	7
	TORONTO	.000	10	6	2	0	0	0	0	0	0	0	1	0	2	0	0	.143	.000	0
2016	Buffalo	.275	118	411	60	113	17	3	19	63	0	3	2	57	83	6	6	.364	.470	11
	LOS ANGELES	.273	9	11	2	3	1	0	0	0	0	0	1	3	1	0	0	.467	.364	0
2017	GCL Dodgers	.333	4	9	4	3	0	0	1	2	0	0	0	5	1	1	0	.571	.667	1
	Oklahoma City	.232	54	177	36	41	12	1	6	24	0	2	1	36	52	10	2	.361	.412	9
Major League - 2 years		.176	19	17	4	3	1	0	0	0	0	0	2	3	3	0	0	.364	.235	0
Dodger Totals - 1 year		.273	9	11	2	3	1	0	0	0	0	0	1	3	1	0	0	.467	.364	0
Minor League - 11 years		.264	786	2900	435	766	175	21	81	372	9	29	24	307	571	104	48	.337	.423	116

Career Single-Game Bests

Most Hits: 1 (3x), last, June 18, 2021 at ARI

Most RBI: ---

Most Home Runs: ---

Most Runs Scored: 1 (2x), last, June 20, 2021 at ARI

Most Stolen Bases: ---

Most Walks: 2, June 20, 2021 at ARI

Longest Hitting Streak: 1 (3x), last, June 20, 2021

Grand Slams: ---

Career Fielding Record

Position	PCT	G	PO	A	E	TC	DP
First Base		1,000	2	5	0	0	5
Second Base		1,000	3	0	1	0	1
Third Base		1,000	2	1	1	0	2

Career Transactions

- June 5, 2008: Drafted by the Colorado Rockies in the 25th round of the 2008 amateur draft, but did not sign.
- June 7, 2011: Drafted by the Toronto Blue Jays in the 11th round of the 2011 amateur draft. Player signed July 25, 2011.
- February 28, 2019: Signed as a Free Agent with the Toronto Blue Jays.
- December 16, 2020: Signed by the Los Angeles Dodgers as a Free Agent.

Injured List

- Has not been on the injured list in the Major Leagues



Beau
BURROWS

RHP | 70

@beau_burrows

Bats: Right **Throws:** Right

Height: 6-2 **Weight:** 210

Opening Day Age: 25

Born: September 18, 1996 in Fort Worth, TX

Resides: Fort Worth, TX

Acquired: Signed Minor League Contract on November 28, 2021

ML Service: 0.080

ML Debut: July 27, 2020

Career Highlights

- * Texas native looks to his eighth professional season and first year in Dodger Blue
- * Owns a 34-32 minor league record over 122 games (108 starts) with a 3.79 ERA (225 ER/533.2 IP) and 498 strikeouts against 205 walks...has held opponents to a .236 batting average
- * Made his Major League debut on July 27, 2020 with the Detroit Tigers against Kansas City, allowing three earned runs over 2.1 innings pitched from the bullpen...has a 0-1 big league record across 11 games (one start) with 10.70 ERA (21ER/17.2 IP) with 11 strikeouts
- * Recorded the first strikeout of his big league career on August 11 vs. Chicago (AL), striking out Luis Robert
- * Racked up the accolades in 2017, as he was selected to participate in the MLB Futures Game and was named a Florida State League Midseason All-Star and was tabbed as an organizational All-Star by MLB.com...earned Eastern League Pitcher of the Week for the week ending Aug. 13 after throwing 6.0 no-hit innings with eight strikeouts on Aug. 12 vs. New Hampshire
- * Originally selected by the Detroit Tigers with the 22nd pick in the first round of the 2015 MLB Draft

Year-By-Year

2021

- * Started the season with Triple-A Toledo, pitching in nine games (one start) for a 1-1 record and 6.23 ERA (12 ER/17.1IP) with 17 strikeouts and 1.56 WHIP...pitched in one game for Detroit (1.2 IP, 4 ER, 2 H) before getting picked up by the Minnesota Twins
- * Was optioned to Triple-A St. Paul and went 3-5 across 13 games (nine starts) for the Saints, striking out 48 batters and walking just 22...recorded a 9.00 strikeout-per-nine mark during that span
- * Had his best month in August with St. Paul, keeping hitters to a .189 average with 18 strikeouts through 14.2 innings...kept hitters to a .190 average with runners in scoring position
- * Pitched in five games for Minnesota, going 0-1 with a 12.54 ERA (13 ER/9.1IP) with five strikeouts and eight walks...opposition hit .378
- * Signed a minor league contract with the Dodgers on November 28

2020

- * Made his Major League debut with the Detroit Tigers, pitching 6.2 innings across five games...struck out three batters and walked one for a 5.40 ERA (4 ER/6.2 IP)
- * Spent the remainder of the season at the Alternate Training Site in Toledo
- * Made his Major League debut on July 27 vs. Kansas City, and allowed three earned runs over 2.1 innings pitched from the bullpen
- * Recorded his first strikeout of his big league career on August 11 vs. Chicago (AL), striking out Luis Robert
- * Did not allow a batter to reach base in three straight appearances between August 11-16...opposing batters went 0-for-9 with two strikeouts during the stretch
- * Spent the remainder of the season at the Alternate Training Site in Toledo
- * Ranked as the No. 15 prospect in the Tigers organization by Baseball America

2019

- * Made stops at Advanced-A Lakeland, Double-A Erie, and Triple-A Toledo throughout the season, producing a combined 3-6 record through 17 starts with a 4.84 ERA (40 ER/74.1IP) with 69 strikeouts
- * Did not allow an earned run in either of his first two starts of the season, throwing 4.0 clean innings...later allowed an unearned run on April 6 vs. Louisville and then tossed 6.1 scoreless innings on April 11 at Norfolk
- * Had three consecutive scoreless starts from June 17-27, throwing 4.0 shutout innings on June 17 with Single-A Lakeland at St. Lucie and 5.0 scoreless innings on June 22 with Double-A Erie at Akron and June 27 with Triple-A Toledo at Louisville
- * Was sidelined from April 30 - June 17 with right biceps tendinitis...sidelined again from Aug. 17 - Sept. 6 with a left oblique muscle strain
- * Rated as the sixth-best prospect in the Detroit player development system by Baseball America

2018

- * Started 26 games with Double-A Erie, spending the entire season with the team...was named to the Eastern League midseason All-Star Team
- * Garnered a 10-9 record over 26 starts with 127 strikeouts and 56 walks for a 4.10 ERA (61 ER/134.0 IP)
- * Ranked tied for second in the Eastern League with 26 starts, while he was third with 127 strikeouts, tied for fifth with 10 wins and eighth with a .251 (126-for-501) opponent batting average
- * Started five games in May, compiling a 3-2 record with a 2.60 ERA (8 ER/27.2 IP) and 22 strikeouts...later had a career-high 11 strikeouts on June 24 vs. Altoona
- * Ranked as the No. 4 prospect in the Tigers organization and the No. 17 prospect in the Eastern League by Baseball America

2017

- * Opened the season with Advanced-A Lakeland and did not allow more than two runs in any of his 11 starts...went 4-3 with a 1.23 ERA (8 ER/58.2 IP) and 62 strikeouts with the Flying Tigers
- * Closed the season with Double-A Erie, posting a 6-4 record over 15 starts with a 4.72 ERA (40 ER/76.1IP)...tallied 75 strikeouts against 33 walks
- * Selected the Tigers Minor League Pitcher of the Month for May, going 1-3 with a 1.16 ERA (4 ER/31.0 IP) and 35 strikeouts in six starts
- * Recorded a double-digit strikeout performance on July 27 at Richmond, striking out 10...added a second 10-strikeout outing on Aug. 6 vs. Hartford
- * Selected to participate in the MLB Futures Game and was named a Florida State League Midseason All-Star...was tabbed as an organizational All-Star by MiLB.com
- * Tabbed Eastern League Pitcher of the Week for the week ending Aug. 13 after throwing 6.0 no-hit innings with eight strikeouts on Aug. 12 vs. New Hampshire
- * Ranked as the third-best prospect in the Tigers organization, the No. 11 prospect in the Florida State League and the No. 19 prospect in the Eastern League by Baseball America

2016

- * Spent the entire season with Single-A West Michigan, appearing in 21 games (20 starts) for a 6-4 record and a 3.15 ERA (34 ER/97.0 IP) with 67 strikeouts and a 1.21 WHIP
- * Posted a 4-1 record with a 0.68 ERA (2 ER/26.1 IP) and 16 strikeouts over a five-start stretch from May 13 - June 9
- * Was sidelined from July 23 - Aug. 1 with a right thumb blister
- * Finished the season strong, compiling a 1-0 record with a 1.32 ERA (4 ER/27.1IP) and 24 strikeouts over his last six starts from Aug. 1 - Sept. 2
- * Ranked as the second-best prospect in the Tigers organization and the No. 16 prospect in the Midwest League by Baseball America.
- * Selected as an organizational All-Star by MiLB.com with the Tigers

2015

- * Pitched in ten games (nine starts) with the GCL Tigers in his first professional season
- * Did not allow an earned run in five consecutive outings from July 1-24, throwing 15.0 innings over that span and allowing seven hits with 16 strikeouts
- * Rated as the No. 8 prospect in the Gulf Coast League by Baseball America

Personal

Beau Burrows...graduated Weatherford High School, where he posted a 0.78 ERA and 132 strikeouts in 72.0 innings as a senior... was selected to play in the 2014 Under Armour All-American Game at Wrigley Field and was named a 2015 Preseason High School All-American by Baseball America

Career Pitching Record

Year	Team	W-L	ERA	G	GS	CG	SHO	SV	IP	H	R	ER	HR	HB	BB	SO	WP	BK	A/G
2015	GCL Tigers	1-0	1.61	10	9	0	0	0	28.0	18	7	5	0	2	11	33	1	0	.184
2016	West Mich.	6-4	3.15	21	20	0	0	0	97.0	87	38	34	2	6	30	67	8	1	.240
2017	Lakeland	4-3	1.23	11	11	0	0	0	58.2	45	9	8	3	3	11	62	1	0	.221
	Erie	6-4	4.72	15	15	1	0	0	76.1	79	40	40	5	0	33	75	4	0	.269
2018	Erie	10-9	4.10	26	26	0	0	0	134.0	126	66	61	12	8	56	127	7	0	.251
	Lakeland	0-0	0.00	1	1	0	0	0	4.0	1	0	0	0	0	2	5	1	0	.083
	Erie	1-0	0.00	1	1	0	0	0	5.0	2	0	0	0	0	2	3	0	0	.125
2019	Toledo	2-6	5.51	15	15	0	0	0	65.1	68	41	40	12	5	32	61	2	0	.267
	DETROIT	0-0	5.40	5	0	0	0	0	6.2	8	4	4	3	1	1	3	0	0	.286
2021	St. Paul	3-5	4.69	13	9	0	0	0	48.0	39	27	25	10	5	22	48	2	0	.213
	Toledo	1-1	6.23	9	1	0	0	0	17.1	21	12	12	4	0	6	17	1	0	.296
	DETROIT	0-0	21.60	1	0	0	0	0	1.2	2	4	4	0	0	2	3	0	0	.286
	MINNESOTA	0-1	12.54	5	1	0	0	0	9.1	14	14	13	5	0	10	8	0	0	.378
Major League - 2 years		0-1	10.70	11	1	0	0	0	17.2	24	22	21	8	1	11	11	0	0	.333
Minor League- 6 years		34-32	3.79	122	108	1	0	0	533.2	486	240	225	48	29	205	498	27	1	.243

Career Single-Game Bests

Low-Hit Complete Game:	---	Most Strikeouts:	3, June 12, 2021 vs. CWS
Most Innings Pitched Starter:	2.0, August 9, 2021 vs. CWS	Most Walks:	3, (2x), last, August 9, 2021 vs. CWS
Most Innings Pitched Reliever:	3.0, July 28, 2021 vs. DET	Longest Winning Streak:	---
Most Earned Runs Allowed:	6, August 9, 2021 vs. CWS	Longest Losing Streak:	1 game, August 9, 2021

Career Fielding Record

Position	PCT	G	PO	A	E	TC	DP
Pitcher	1.000	11	1	0	0	1	0

Career Transactions



- June 8, 2015: Drafted by the Detroit Tigers in the 1st round (22nd pick) of the 2015 amateur draft. Player signed June 16, 2015.
- June 22, 2021: Selected off waivers by the Minnesota Twins from the Detroit Tigers.
- November 28, 2021: Signed as a Free Agent with the Los Angeles Dodgers.

Injured List

- No injuries at the Major League Level

ALL STAR GAME

2022





Michael BUSCH

IF | 84

@lil_busch

Bats: Left **Throws:** Right

Height: 6-1 **Weight:** 207

Opening Day Age: 24

Born: November 9, 1997 in Inner Grove Heights, MN

Resides: Inner Heights, MN

Acquired: Drafted in the first round of the 2019 First-Year Player Draft

Career Highlights

- * The 24-year old utility player enters his fourth season with the Dodger organization with a slashline of .259/.385/.464 with a .849 in 117 minor league games
- * Across three minor league levels, the Minnesota native owns a .259/.385/.464 slashline and a .849 OPS with 84 runs, 27 doubles, 20 home runs, and 67 RBI
- * Slugged his first professional home run on May 5, 2021 against Amarillo...went on to hit 20 home runs during the season
- * Solidified career highs in multiple categories during the 2021 season: 84 runs, 27 doubles, one triple, 20 home runs, and 67 RBI
- * Named as a Futures Game Selection with the Tulsa Drillers and a MiLB.com Organization All-Star...was also awarded Double-A Central League Offensive Player of the Week during the week of Sept. 5, 2021
- * Was drafted in the first round (31st overall) of the 2019 First-Year Player Draft out of the University of North Carolina

Year-By-Year

2021

- * Had a stellar season with Double-A Tulsa, appearing in 107 games and averaging .267 (109-for-409) with a .386 on-base percentage and .484 slugging percentage
- * Solidified career highs in multiple categories during the 2021 season: 84 runs, 27 doubles, one triple, 20 home runs, and 67 RBI
- * Named as a Futures Game Selection with the Tulsa Drillers and named a MiLB.com Organization All-Star...was also awarded Double-A Central League Offensive Player of the Week during the week of Sept. 5, 2021
- * Slugged his first professional home run on May 5 against Amarillo...went on to hit 20 home runs during the season
- * Played 11 games (10 starts) at first base and 88 games (87 starts) at second base, committing just eight errors in 383 total chances

Had a ten-game hit streak from Sept. 3-14 to wrap up the season, going 19-for-40 with three home runs and 12 RBI...recorded 27 multi-hit games with his only multi-home run outing on Sept. 4 vs. Springfield...homed in 19 of 107 contests...stole two bases (May 25 at Arkansas and July 6 at Springfield)...recorded six RBI against Springfield on Sept. 4, knocking in three runs via two home runs and a double for ten total bases...was solid in home and away contests, slashing .268/.394/.482 and .265/.376/.486 respectively...liked to hit right-handed pitching, notching a .288 average (90-for-313) with 52 RBI...hit an astounding .571 (8-for-14) when batting in the second inning...was even keeled against starting pitching (.258/.367/.452 slashline) and pitchers in relief (.277/.407/.521)

2020

- * Spent the season at the alternate site on the USC campus

2019

- * Joined the AZL Dodgers Lasorda on July 13th over the five games with the team and had 13 at-bats with one hit and one run scored...played with the Great Lake Loons for five games, batting .182 with four runs and two RBI.

Personal

Michael James Busch is the son of Mike and Judy Busch, has five sisters and two brothers. brother Logan plays baseball at North Dakota State. Michael also played three years of varsity football and hockey, leading his team to a state final as a quarterback. captured all three teams and earned all- state honors in baseball. Michael listed among the top 500 players in the country by Perfect Game, 2016 PG High Honorable Mention All- American. coached by Kevin Kirkwold. From Simley High School. Michael was ranked as the No. 3 player in Minnesota and the No. 1 shortstop in the state by Perfect Game. Also considered the No. 112 player national and the No. 17 shortstop in Prep Baseball Reports national coverage area. From there went on to University of North Carolina, Chapel Hill started 38 games and appeared in 55 as a freshmen, primarily at first base. he hit .215 with three homers, eight doubles and 22 RBI. His sophomore season started all 64 games and was on the horizon as being one of the top first baseman in the country. he batted .317 while leading the team in home runs (13), RBI (63), slugging percentage (.521), on base percentage (.465) and walks (55). Named the Golden Spikes Award Midseason watch list, earned All-Cape League Team Honors with Chatham Anglers over the summer.

Career Batting Record

Year	Team	AVG	G	AB	R	H	2B	3B	HR	RBI	SH	SF	HP	BB	SO	SB	CS	OBP	SLG	E
2019	Great Lakes	.182	5	11	4	2	0	0	0	2	0	1	1	6	3	0	0	.474	.182	0
	AZL Dodgers	.077	5	13	1	1	0	0	0	0	0	0	2	1	2	0	0	.250	.077	0
2021	Tulsa	.267	107	409	84	109	27	1	20	67	0	4	12	70	129	2	3	.386	.484	8
Minor League- 2 year		.259	117	433	89	112	27	1	20	69	0	5	15	77	134	2	3	.385	.464	8

Career Transactions

• June 8, 2019: Drafted in the first round (31st overall) out of the University of North Carolina

Injured List

• No Injuries at the Major League Level





Jon
DUPLANTIER RHP | 58

@dup_thereitis

Bats: Right **Throws:** Right

Height: 6-4 **Weight:** 229

Opening Day Age: 27

Born: July 11, 1994 in Newark, DE

Resides: Katy, TX

Acquired: Claimed off of waivers on December 8, 2021

ML Service: 0:135

ML Debut: April 1, 2019

Career Highlights

- * 27-year old right-handed pitcher looks to his seventh professional season and third in the Major Leagues after garnering a 1-4 record across 19 games (seven starts) with a 6.70 ERA (37 ER/49.2 IP) and 46 strikeouts
- * Owns a career 19-6 record over 62 games (57 starts) in the Minor Leagues, totaling 300 strikeouts against 110 walks for a 1.17 WHIP and 2.58 ERA (75 ER/262.0 IP)
- * Made his MLB debut on April 1, 2019 at San Diego, tossing 3.0 scoreless relief innings while striking out two and allowing just one hit to earn the his first career save...became the second D-Back to earn a save in his Major League debut with the first being Byun-Hyun Kim on May 29, 199 at NYM
- * Was the first pitcher to earn a 3.0+ inning save in his debut since Dale Thayer did so with Tampa Bay on May 22, 2009 at Miami and was the first NL pitcher since Brad Thompson of St. Louis on May 8, 2005 vs. San Diego
- * Went 15-14 in the 2020 "MLB The Show" Player's League, missing the playoffs by four games
- * Entered 2019 rated by Baseball America as having the Best Curveball in Arizona's farm system and was selected in 2018 as having the Best Control
- * Racked up the accolades in the 2017 season after posting a combined 12-3 record with a 1.39 ERA (21 ER/136.0 IP) with 165 strikeouts: MiLB.com MID Player of the Month in July, MID Mid-season All-Star, Baseball American Minor League All-Star, MLB Pipeline.com Pitcher of the Year, Futures Game Selection, MiLB.com Organization All-Star, and MiLB.com Staff Choice for Best Starting Pitcher...allowed an earned run in 0.2 innings pitched in the Futures Game
- * Signed by the Arizona Diamondbacks in the third round of the 2016 First-Year Player Draft out of Rice University by scout Rusty Pendergrass

Year-By-Year

2021

- * Pitched in combined eight games during the season with Triple-A Reno, Rookie-level AZL Diamondbacks, and in the Majors with Arizona
- * Went 1-0 over three games (two starts) with Triple-A Reno, producing a 7.71 ERA (6 ER/7.0 IP) with four strikeouts and five walks...gave up nine hits in 40 at-bats
- * With Arizona, the righty started all four games he pitched in, totaling a 0-3 record with a 13.15 ERA (19 ER/13.0 IP) with 12 strikeouts and eight walks
- * Kept hitters to a .222 average during road contests...limited the opposition to a .133 average with three strikeouts when pitching with two outs
- * Started just one game with Rookie-level AZL Diamondbacks, pitching 1.0 inning of one-run ball, striking out one...did not factor in the decision
- * Was claimed off waivers by the Oklahoma City Dodgers on December 8 from the Richmond Flying Squirrels

2020

- * Spent the season at the Diamondbacks Alternate Training Site

2019

- * Started the season making his MLB debut on April 1 at San Diego, tossing 3.0 scoreless relief innings while striking out two and allowing just one hit to earn the save
- * Became the second D-Back to earn a save in his Major League debut with the first being Byun-Hyun Kim on May 29, 1999 at NYM
- * Was the first pitcher to earn a 3.0+ inning save in his debut since Dale Thayer did so with Tampa Bay on May 22, 2009 at Miami and was the first NL pitcher since Brad Thompson of St. Louis on May 8, 2005 vs. San Diego
- * Recorded his first big league hit in the 15th inning on Sept. 24 vs. St. Louis, just the fourth pitcher in D-backs history to record a hit in extra innings and the first since Keith Hessler on Aug. 18, 2015 at Pittsburgh
- * Made several trips to the big leagues throughout the year, posting a combined 1-1 record over 15 games (three starts) with a 4.42 ERA (18 ER/36.2 IP) and 34 strikeouts against 18 walks
- * First big league start came on May 31 vs. the Mets, where he allowed three earned runs on six hits and two walks through 5.0 innings...later made his second career start on June 5 against the Dodgers, pitching 5.0 innings of two-run baseball with seven strikeouts
- * Divided his minor league season between Advanced-A Visalia, Rookie-level AZL Diamondbacks, and Triple-A Reno...posted a combined 1-2 record with a 5.44 ERA (26 ER/43.0 IP) with 50 strikeouts against 31 walks
- * Put on the injured list from June 12 to July 7 with right shoulder inflammation, before going on a rehab assignment with Advanced-A Visalia

2018

- * Spent majority of the year with Double-A Jackson, producing a 5-1 record over 14 starts
- * Struck out 68 batters and walked 28, while keeping the opposition to a .217 average with a 1.19 WHIP...owned a combined 9.39 strikeout-per-nine innings mark
- * Pitched in two games for the AZL Diamondbacks, earning a 1.29 ERA (1 ER/7.0 IP) with nine strikeouts and just two walks, allowing five hits
- * Saw action with Salt River in the Arizona Fall League and participated in the Rising Stars Game and was named to the MLB Pipeline All-Arizona Fall League team
- * Was named Southern League Pitcher of the Week in July

2017

- * Split his season between Advanced-A Visalia and Single-A Kane County, garnering a combined 12-3 record over 25 games (24 starts) with a 1.39 ERA (21 ER/136.0 IP) and 165 strikeouts
- * Limited the opposition to a .192 average and produced a 0.98 WHIP after allowing just 42 walks and 91 hits
- * Racked up the accolades in the 2017 season: MiLB.com MID Player of the Month in July, MID Mid-season All-Star, Baseball American Minor League All-Star, MLB Pipeline.com Pitcher of the Year, Futures Game Selection, MiLB.com Organization All-Star, and MiLB.com Staff Choice for Best Starting Pitcher
- * Was absolutely dominant during home games with Kane County, posting a 3-1 record over eight games (seven starts) with 54 strikeouts and just nine walks...also kept left-handed hitters to a .192 average and right-handed hitters to a .171 average

2016

- * Made his professional debut and only appearance in the 2016 season on June 21, tossing a scoreless inning of relief with three strikeouts and a walk
- * Signed by the Arizona Diamondbacks in the third round of the 2016 First-Year Player Draft out of Rice University by scout Rusty Pendergrass

Personal

Jon Duplantier...attended Rice University, going 9-10 with a 2.91 ERA and 206 strikeouts in 35 games (23 starts) in two seasons...missed sophomore season with shoulder injury...earned third team All-America honors and was Conference USA Pitcher of the Year as a junior in 2016 after going 7-7 with a 3.24 ERA and 148 strikeouts in 111.0 innings...ranked second in NCAA Division I strikeouts...turned down an offer to play quarterback at Yale University to play baseball at Rice...spent parts of his childhood living in Dubai and Jakarta as his dad works in the oil and gas industry...played for Team USA in the 2017 SiriusXM All-Star Futures Game at Marlins Park...graduated Seven Lakes High School in Katy, Texas in 2013 where he played football and baseball

Career Pitching Record

Year	Team	W-L	ERA	G	GS	CG	SHO	SV	IP	H	R	ER	HR	HB	BB	SO	WP	BK	AVG
2016	Hillsboro	0-0	0.00	1	0	0	0	0	10	0	0	0	0	0	2	3	0	0	.000
2017	Kane County	6-1	1.24	13	12	0	0	0	72.2	45	13	10	4	4	15	78	5	0	.180
	Visalia	6-2	1.56	12	12	0	0	0	63.1	46	13	11	2	2	27	87	6	2	.204
2018	AZL Diamondbacks	0-0	1.29	2	2	0	0	0	7.0	5	1	1	0	0	2	9	0	0	.200
	Jacksonville	5-1	2.69	14	14	0	0	0	67.0	52	24	20	4	3	28	68	3	0	.217
2019	AZL Diamondbacks	0-0	18.00	2	2	0	0	0	2.0	5	5	4	1	0	3	3	0	1	.455
	Visalia	0-0	0.00	1	1	0	0	0	3.0	2	0	0	0	0	0	3	0	0	.222
	Reno	1-2	5.21	13	11	0	0	0	38.0	31	25	22	1	2	28	44	3	0	.233
	ARIZONA	1-1	4.42	15	3	0	0	1	36.2	39	18	18	2	5	18	34	2	0	.283
2021	AZL Diamondbacks	0-0	9.00	1	1	0	0	0	1.0	2	1	1	0	0	0	1	0	0	.400
	Reno	1-0	7.71	3	2	0	0	0	7.0	9	6	6	1	1	5	4	0	0	.310
	ARIZONA	0-3	13.15	4	4	0	0	0	13.0	19	19	19	5	2	8	12	0	0	.322
Major League - 2 years		1-4	6.70	19	7	0	0	1	49.2	58	37	37	7	7	26	46	2	0	.294
Minor League - 5 years		19-6	2.58	62	57	0	0	0	262.0	197	88	75	13	12	110	300	17	3	.212

Career Single-Game Bests

Low-Hit Complete Game:	---	Most Strikeouts:	7, June 5, 2019 vs. LAD
Most Innings Pitched Starter:	5.0, (2x), last, June 5, 2019 vs. LAD	Most Walks:	3, (4x), last, June 8, 2021 at OAK
Most Innings Pitched Reliever:	4.0, April 28, 2019 vs. CHC	Longest Winning Streak:	1 game, May 9, 2019
Most Earned Runs Allowed:	6, June 13, 2021 vs. LAA	Longest Losing Streak:	4 games, July 11, 2019 - current

Career Fielding Record


Position	PCT	G	PO	A	E	TC	DP
Pitcher	1000	19	2	3	0	5	1

Career Transactions

- June 10, 2016: Drafted by the Arizona Diamondbacks in the 3rd round of the 2016 amateur draft. Player signed June 14, 2016.
- July 31, 2021: Signed as a Free Agent with the Arizona Diamondbacks.
- December 3, 2021: Signed as a Free Agent with the San Francisco Giants.
- December 8, 2021: Selected off waivers by the Los Angeles Dodgers from the San Francisco Giants.

Injured List

- June 12 - July 19, 2019 (right shoulder inflammation)
- June 14 - July 3, 2021 (strained right middle finger)





Robbie ERLIN

LHP | 60

@robbie-erlin

Bats: Right **Throws:** Left

Height: 5-11 **Weight:** 200

Opening Day Age: 31

Born: October 8, 1990 in Oakland, CA

Resides: Oakland, CA

Acquired: Signed as a minor league free agent by the Los Angeles Dodgers on February 14, 2022

ML Service: 6.020

ML Debut: April 30, 2013

Career Highlights

- * California native owns a career 13-20 Major League record for a 4.85 ERA (183 ER/339.2 IP) and 274 strikeouts against 69 walks in 115 games (43 starts) with San Diego (2013-19), Pittsburgh (2020), and Atlanta (2020)
- * Recorded his first big league win in his first career start on June 1, 2013 vs. Toronto with San Diego, limiting the Blue Jays to two earned runs in 6.1 innings with seven strikeouts...notched his first Major League hit later that season on Sept. 3 off Madison Bumgarner
- * Made his Major League debut as a Padre on April 30, 2013 against Chicago (NL), pitching 1.0 inning and allowing two earned runs on three hits...recorded his first big league strikeout the next day against the Cubs, sitting down Julio Borbon on two curveballs and a fastball
- * Made his foreign debut on April 12, 2021 with Hokkaido Nippon-Ham Fights of the Nippon Professional Baseball...totaled a 2-4 record across 16 outings, producing a 3.71 ERA (22 ER/53.1IP) with 46 strikeouts and 16 walks
- * Led all Major League relievers during 2018 in strikeout to walk ratio (11.00) and walks per nine innings (0.68)
- * Spent all of the 2017 season rehabbing from Tommy John surgery on his left elbow after suffering the injury the year before, ending his 2016 campaign after three starts
- * Started Game 3 in the best-of-five Pacific Coast League Pacific Conference Championship series for the Triple-A El Paso Chihuahuas against Fresno and extended the series as he earned the win after allowing four runs (three ER) on eight hits with three strikeouts against one walk over 6.0 IP...it was the first playoff win in El Paso franchise history
- * Originally signed by the Texas Rangers in the third round of the 2009 First-Year Player Draft

Year-By-Year

2021

- * Pitched with Hokkaido Nippon-Ham Fights of the Nippon Professional Baseball, making his foreign debut on April 12
- * Produced a 2-4 record in 16 appearances, tallying a 3.71 ERA (22 ER/53.1IP) with 46 strikeouts and 16 walks
- * Gave up just five home runs in 238 batters faced, his lowest mark since 2016...registered a 7.8 strikeout-per-nine innings mark

2020

- * Signed with the Pittsburgh Pirates during the offseason and was assigned to their Alternate Training Site until July 20
 - * Pitched in two games for the Pirates, allowing two earned runs to score on five hits through 3.1 innings...struck out four batters
 - * Was designated for assignment on Aug. 2 and was later claimed off waivers by the Atlanta Braves on Aug. 7
 - * With the Braves, the southpaw pitched seven games (five starts) and did not factor in any decisions...struck out 21 batters and walked six for a 8.49 ERA (22 ER/23.1IP)
 - * Recorded a 8.44 strikeout-per-nine innings mark, the second highest of his career (8.46 in 2019)...struck out 25 total batters against just seven walks
 - * Was even keeled as a starting pitcher and while pitching in relief, producing a 8.15 ERA (16 ER/17.2 IP) with 15 strikeouts in five starts with a 8.00 ERA (8 ER/9.0 IP) with 10 strikeouts in four relief appearances
- Pitched at least 4.0 innings in four of his five starts...struck out five hitters twice throughout the shortened season (Aug. 10 at PHI, Aug. 16 at MIA)...produced well on the road, striking out 18 batters against just four walks across 17.2 innings in six games

(four starts)...has his most productive month in August, pitching four games (three starts) with 16 strikeouts and four walks in 14.2 innings

2019

- * Spent majority of his season with San Diego and also made appearances for Triple-A El Paso and Single-A Lake Elsinore
- * With San Diego, pitched in 37 games (one start) for a 5.37 ERA (33 ER/55.1 IP) and a 0-1 record...struck out 52 batters and walked 15 while posting a 1.57 WHIP
- * Tossed 3.0 innings three times throughout the year (Apr. 9 at SF, Aug. 23 vs. BOS, and Aug. 29 vs. LAD), totaling six strikeouts and just two walks
- * With El Paso, the southpaw pitched in ten games for a 0-1 record...allowed 26 hits over 15.1 innings with 14 strikeouts and two walks
- * With Single-A Lake Elsinore, pitched in relief for three games, giving up two earned runs over 3.2 innings with six strikeouts and one walk

In his lone start of the season on May 26 with the Padres, gave up an earned run on three hits in two frames, striking out two and walking one, ultimately taking the loss in the matchup...kept the opposition to a .270 batting average in home contests across 20 relief appearances...had his most active month in May, posting a 0-1 record across 11 outings, resulting in 19 strikeouts and just two walks...kept left-handed hitters to a .333 average and right-handed hitters to a .296 average in the Majors...struck out a season-high four batters twice during the season with the Padres (May 4 vs. LAD, Apr. 9 at SF)

2018

- * Spent the entire season with San Diego, making his first appearance since April 2016
- * Set career highs in starts (12), appearances (39), IP (109.0) and induced GDP (11)...his four wins tied his career high (four in 2014)
- * Led all Major League relievers in strikeout to walk ratio (11.00) and walks per nine innings (0.68)...finishing the year having walked just 12 of his 439 batters he faced
- * Of his 29 appearances, 27 of those were in relief from March 31 – April 24 before making ten consecutive starts to close the season from Aug. 2 – Sept. 25
- * In relief, had a 2.05 ERA (12 ER/52.2 IP) and a .210 opponent clip...had a 6.23 ERA as a starter (39 ER, 56.1 IP) with a .311 opponent average
- * On Aug. 2 at Chicago (NL), earned his first Major League win as a starter since Sept. 26, 2015 vs. ARI...held Chicago to two hits and one run in 5.0 innings of work
- * Worked a career-high 6.0 innings in his start on Aug. 15 vs. the Angels, allowing two runs (earned) on eight hits and two strikeouts without a walk...fanned a career-high seven batters on Sept. 1 vs. the Rockies

At home, posted a 3.02 ERA (20 ER/59.2 IP), and on the road, posted a 5.66 ERA (31 ER/49.1 IP)...his spin rate on his curveball (2,481 revolutions per minute) was the highest spin rate of any of his pitches in a season since data was available in '15...opponents hit just .197 against his curve in 2018...in the first inning, he posted a 0.75 ERA (1 ER/12.0 IP) compared to a 12.41 ERA (17 ER/12.1 IP) in the second inning...relied on six pitches: four-seamer (31%), sinker (28.5%), curve (18.6%), changeup (16.9%), slider (4.9%) and cutter (0.1%)...at the plate, had a career-high five hits (.217 average), second-most among all SD pitchers (Tyson Ross had six)

2017

Missed the entire season recovering from Tommy John surgery on his left elbow

2016

- * Began the year with Triple-A El Paso but did not pitch in a game for the Chihuahuas...was called up by San Diego on April 8 and made three starts before undergoing season-ending Tommy John surgery on his left elbow on May 17
- * Optioned to Triple-A El Paso on April 3 as the Padres set their Opening Day roster and was called up on April 8 after RHP Tyson Ross landed on the 15-day DL following his Opening Day start
- * Made his first start on April 8 at COL, working 3.2 scoreless IP that day...landed on the 15-day DL on April 21 with a left elbow strain, missing the remainder of the season
- * Transferred to the 60-day Injured List on May 11...underwent season-ending Tommy John surgery on his left elbow on May 17

2015

- * Spent most of the year with Triple-A El Paso where he made 24 starts for the Chihuahuas, going 7-6 with a 5.60 ERA (78 ER/125.1 IP) before making three starts for SD
- * Started Game 3 in the best-of-five Pacific Coast League Championship series for the Chihuahuas against Fresno and extended the series as he earned the win after allowing four runs (three ER) on eight hits with three strikeouts against one walk over 6.0 IP...it was the first playoff win in El Paso franchise history
- * Made three Major League appearances (all starts) after being recalled from Triple-A El Paso on Sept. 19
- * Made his first start on Sept. 19 at COL and took the loss after he allowed seven runs on nine hits over 3.0 IP...allowed a combined two runs over his final two starts, going 1-1 with a 1.29 ERA (2 ER, 14.0 IP) and eight strikeouts to one walk
- * Took a no-hit bid into the sixth inning of his start on Sept. 26 vs. ARI before allowing a triple to Ender Inciarte with two outs
- * Became the first LHP to start a game for San Diego in 2015 with his start on Sept. 19 and the first Padre to do so since his last start for the Padres on the final game of the 2014 season (Sept. 28, 2014 at SF)...the Padres used a right-handed starter in each of the first 148 games of the season before his start on Sept. 19

2014

- * Made his first career Opening Day roster, seeing action in 13 games (11 starts) for San Diego despite missing most of the season with left elbow soreness
- * Over his 11 starts for the Padres, went 4-5 with a 4.76 ERA (31 ER/58.2 IP) and 45 strikeouts against 15 walks...in his two relief outings, allowed three runs in 2.2 IP (10.13 ERA)
- * Landed on the 15-day Injured List on May 22 left elbow soreness...transferred to the 60-day DL on June 26
- * Made four rehab starts between the AZL Padres and Double-A San Antonio July 27 - August 17, posting a 2.92 ERA (4 ER/12.1 IP)
- * Reinstated from the Disabled List on August 18 and optioned to Triple-A El Paso where he went 0-1 with a 9.28 ERA (11 ER/10.2 IP) in two starts before being recalled on Sept. 1

2013

- * Made his Major League debut with San Diego, splitting the season between San Diego and Triple-A Tucson for 31 combined appearances (29 starts)
- * Was 3-3 with a 4.12 ERA (25 ER/54.2 IP) with 40 strikeouts in 11 games (nine starts) during four stints with the Padres
- * Finished the season with San Diego by going 2-1 with a 1.97 ERA (7 ER/32.0 IP) with 24 strikeouts over his final five starts
- * Began his Major League career posting a 1-2 record with a 7.15 ERA (18 ER/22.2 IP) with 16 strikeouts in six games (four starts)
- * Called up to the Majors from Triple-A Tucson on April 24 and later made his Major League debut on April 30 at Chicago (NL), allowing two runs in 1.0 IP
- * Recorded his first big league win in his first career start on June 1 vs. Toronto, limiting the Blue Jays to two ER in 6.1 IP with seven strikeouts
- * Posted a 2.18 ERA with 30 strikeouts in five starts at Petco Park...was 1-3 with a 7.06 ERA with 10 strikeouts on the road
- * Picked up his first Major League hit on Sept. 3 vs. SF off Madson Bumgarner

2012

- * Spent majority of the season with Double-A San Antonio, going 3-1 with a 2.92 ERA (17 ER/ 52.1 IP) in just 11 starts for the Missions, missing time due to a stint on the injured list
- * Averaged a 12.4 strikeout-per-nine innings mark while also posting a 5.14 SO/BB ratio in his 11 starts
- * Landed on the DL on May 15 with left elbow tendinitis...made three starts for the AZL Padres (R) on a rehab assignment...reinstated from the DL on Aug. 18

2011

- * Acquired by San Diego at the trade deadline from Texas along with RHP Joe Wieland in exchange for RHP Mike Adams
- * Pitched for Single-A Myrtle Beach, Double-A Frisco, and Double-A San Antonio
- * Posted a 1.38 ERA (4 ER, 26.0 IP) in six starts after joining San Antonio...allowed no runs in three of his starts for the Missions...struck out 31 while walking just four, averaging 10.7 SO/9 IP
- * Entered the season as Texas' No. 4 prospect according to Baseball America

2010

- * Spent the entire season with Single-A Hickory and was named to the South Atlantic League All-Star game
- * His 0.92 WHIP led all full-season minor league pitchers while his 2.12 ERA ranked third
- * Opened the season as a reliever, allowing just one earned run over his first eight appearances (20.1 IP)...joined the starting rotation 5/18, retiring all 15 batters he faced in his first start

2009

- * Made his professional debut with the AZL Rangers, pitching 4.0 innings over three relief outings
- * Ranked as the 155th-best prospect prior to the 2009 First-Year Player Draft by Baseball America

Personal

Robert (Robbie) Joseph Erlin...son of Rick and Sue...has two brothers, Matt, who served in the United States Marine Corps, and Tom, who played baseball at Cal Poly, San Luis Obispo from 2009-11...his grandfather, Dick, also served in the USMC and his other grandfather, Steve, served in the Army...graduate of Scotts Valley (CA) High School, where he went 9-1 with a 0.63 ERA his senior season and was named Sentinel All-County Player of the Year...originally committed to play at Cal Poly, San Luis Obispo...originally signed by Texas Rangers' scout Butch Metzger.

Career Pitching Record

Year	Team	W-L	ERA	G	GS	CG	SHO	SV	IP	H	R	ER	HR	HB	BB	SO	WP	BK	AVG
2009	AZL Rangers	0-0	2.25	3	0	0	0	0	4.0	5	1	1	0	0	1	9	0	0	.294
2010	Hickory	6-3	2.12	28	17	0	0	1	14.2	89	37	27	9	4	17	125	4	0	.213
2011	Myrtle Beach	3-2	2.14	9	9	0	0	0	54.2	25	15	13	7	3	5	62	1	0	.132
	Frisco	5-2	4.32	11	10	0	0	0	66.2	73	34	32	9	2	7	61	1	2	.282
	San Antonio	1-0	1.38	6	6	0	0	0	26.0	26	4	4	2	0	4	31	0	0	.265
	San Antonio	6-2	3.50	17	16	0	0	0	92.2	99	38	36	11	2	11	92	1	2	.277
2012	AZL Padres	0-2	2.16	3	3	0	0	0	8.1	7	7	2	0	0	2	8	1	0	.206
	San Antonio	3-1	2.92	11	11	0	0	0	52.1	53	21	17	6	3	14	72	1	0	.255
2013	Tucson	8-3	5.07	20	20	0	0	0	99.1	125	65	56	11	1	34	84	4	1	.307
	SAN DIEGO	3-3	4.12	11	9	0	0	0	54.2	53	26	25	6	0	15	40	3	0	.255
2014	AZL Padres	0-0	0.00	1	1	0	0	0	2.0	1	0	0	0	0	0	5	1	0	.111
	San Antonio	0-0	3.48	3	3	0	0	0	10.1	12	4	4	1	0	4	10	0	0	.293
	SAN DIEGO	4-5	4.99	13	11	0	0	0	61.1	71	34	34	6	1	15	46	4	0	.293
2015	El Paso	7-6	5.60	24	24	1	1	0	125.1	151	90	78	22	6	37	105	5	0	.297
	SAN DIEGO	1-2	4.76	3	3	0	0	0	17.0	16	9	9	1	1	2	10	1	0	.258
2016	SAN DIEGO	1-2	4.02	3	2	0	0	0	15.2	12	7	7	3	0	3	13	2	0	.218
2018	SAN DIEGO	4-7	4.21	39	12	0	0	0	109.0	112	57	51	12	0	12	88	2	1	.267
2019	Inland Empire	0-0	4.91	3	0	0	0	0	3.2	6	2	2	1	0	1	6	0	0	.375
	El Paso	0-1	8.80	10	0	0	0	1	15.1	26	15	15	2	2	2	14	3	0	.388
	SAN DIEGO	0-1	5.37	37	1	0	0	0	55.1	72	36	33	6	1	15	52	3	0	.312
2020	ATLANTA	0-0	8.49	7	5	0	0	0	23.1	28	22	22	8	1	6	21	1	0	.289
	PITTSBURGH	0-0	5.40	2	0	0	0	0	3.1	5	2	2	0	1	1	4	0	0	.333
	ATLANTA	0-0	8.10	9	5	0	0	0	26.2	33	24	24	8	2	7	25	1	0	.295
Major League - 7 years	13-20	4.85	115	43	0	0	0	339.2	369	193	183	42	5	69	274	16	1	.278	
Minor League- 8 years	33-21	3.97	134	106	1	1	2	593.1	620	307	262	72	21	130	600	22	3	.267	

Career Single-Game Bests

Low-Hit Complete Game:	---	Most Strikeouts:	7, (6x), last, September 1, 2018 vs. COL
Most Innings Pitched Starter:	7.2, September 20, 2013 vs. LAD	Most Walks:	4, (2x), last, May 6, 2014 vs. KC
Most Innings Pitched Reliever:	5.2, May 28, 2018 vs. MIA	Longest Winning Streak:	3 games, May 11 - Sept. 18, 2014
Most Earned Runs Allowed:	9, July 7, 2013 at WASH	Longest Losing Streak:	4 games (3x), last, August 26 - Sept. 14, 2018

Career Fielding Record

Position	PCT	G	PO	A	E	TC	DP
Pitcher	.951	115	12	46	3	61	4

Career Transactions

- June 9, 2009: Drafted by the Texas Rangers in the 3rd round of the 2009 amateur draft. Player signed July 29, 2009.
- July 31, 2011: Traded by the Texas Rangers with Joe Wieland to the San Diego Padres for Mike Adams.
- January 31, 2020: Signed as a Free Agent with the Pittsburgh Pirates.
- August 7, 2020: Selected off waivers by the Atlanta Braves from the Pittsburgh Pirates.
- September 14, 2020: Released by the Atlanta Braves.

Injured List

- May 22 - August 18, 2014 (left elbow soreness)
- April 21 - November 11, 2016 (left elbow strain)
- March 30 - November 6, 2017 (Tommy John recovery)



Hunter FEDUCCIA

C | 79

@feduccia_7

Bats: Left **Throws:** Right

Height: 6-2 **Weight:** 215

Opening Day Age: 22

Born: June 5, 1999 in Lake Charles, LA

Resides: Lake Charles, LA

Acquired: Drafted in the 12th round of the 2018 First-Year Player Draft out of LSU

Career Highlights

* Former Louisiana State University backstop enters his second big league camp as a non-roster invitee after spending all of the 2021 season with Double-A Tulsa, catching 70 games while slashing .254/343/398 with nine doubles, one triple, ten homeruns, and 45 RBI with 39 walks against 62 strikeouts

* In three minor league seasons, has a .267 batting average with 14 home runs and 98 RBI in 192 games

* In the minors, has combined to post a .366 on-base percentage, drawing 102 walks in 647 plate appearances

* Batted .275 with a .380 OBP in 72 games in 2019 with Single-A Great Lakes and Single-A Advanced Rancho Cucamonga

* In his first pro season in 2018, combined to .287 with a .392 OBP in 34 games with Rookie-advanced Ogden and Single-A Great Lakes

* Selected by Los Angeles in the 12th round of the 2018 First-Year Player draft out of Louisiana State University

Year-By-Year

2021

* Played all of the 2021 season with Double-A Tulsa, appearing in 86 games while slashing .254/343/398 with nine doubles, one triple, ten homeruns, and 45 RBI with 39 walks against 62 strikeouts

* Caught a career-high 70 games, starting 64 of those contests...produced a .999 fielding percentage, committing just one error in 676 total chances

Recorded 39 assists, a career-high, and helped in three double plays on the year...caught 22 of 52 base stealers...batted well at home, averaging .286 (40-for-140) with four doubles, four home runs, and 23 RBI...batted three points higher at .289 in the month of September, going 13-for-45 with three doubles and seven RBI...was invited to his first professional spring training as a non-roster invitee

2020

* Did not participate in the 2020 season after the minor league season was canceled

2019

* Split the season between Advanced-A Rancho Cucamonga and Single-A Great Lakes, batting .275 with a five homers and 43 RBI

Personal

Hunter Feduccia...played one season at Louisiana State University after transferring from Division II LSU-Eunice, where he was the school's defensive player of the year in 2016-17...voted as the No. 4 pro prospect in the 2017 Northwoods League by Baseball America after batting .348 with seven homers and 41 RBI in 46 games with the Rockford (Ill.) Rivets...won three state championships at Barbe High School in Lake Charles, LA...selected by Los Angeles in the 12th round of the 2018 First-Year Player draft out of Louisiana State University.

Career Batting Record

Year	Team	AVG	G	AB	R	H	2B	3B	HR	RBI	SH	SF	HBP	BB	SO	SB	CS	OBP	SLG	E
2018	Ogden	.250	3	8	2	2	0	0	0	1	0	0	1	3	1	0	0	.500	.250	1
	Great Lakes	.290	31	100	6	29	6	0	0	9	1	2	1	15	31	1	0	.381	.350	5
2019	Great Lakes	.288	50	184	34	53	17	1	4	31	0	3	0	36	42	1	0	.399	.457	1
	Rancho Cucamonga	.239	22	71	8	17	1	1	0	12	2	0	0	9	19	1	2	.325	.282	5
2021	Tulsa	.254	86	284	44	72	9	1	10	45	0	3	1	39	62	0	0	.343	.398	1
Minor League - 3 years		.267	192	647	94	173	33	3	14	98	3	8	3	102	155	3	2	.366	.393	13

Career Transactions

• June 8, 2018: Selected in the 12th round of the 2018 First-Year Player Draft out of Louisiana State University

Injured List

• Has not been on the injured list in the Major Leagues



Carson FULMER

RHP | 56

@Carson_Fulmer

Bats: Right **Throws:** Right

Height: 6-0 **Weight:** 210

Opening Day Age: 28

Born: December 13, 1993 in Lakeland, FL

Resides: Lakeland, FL

Acquired: Claimed off of waivers by the Los Angeles Dodgers on December 8, 2021

ML Service: 2.094

ML Debut: July 17, 2016

Career Highlights

- * Hard-throwing right hander enters his first professional season in Dodger blue after being claimed off waivers on Dec. 8
- * Owns a 6-9 record in six big league seasons, totaling a 6.41 ERA (93 ER/130.2 IP) with 118 strikeouts against 82 walks
- * Made his Major League debut on July 17, 2016 at Los Angeles (AL), working 2.0 scoreless innings while also recording two strikeouts (struck out Albert Pujols, the first batter he faced)
- * Earned his first win on Sept. 2, 2017 vs. Tampa Bay, pitching 2.0 innings of relief...earned his first win as a starter just eight days later on Sept. 8 against San Francisco, allowing just one run in 6.0 innings and striking out a career-high nine batters
- * Has a 20-32 record and 4.97 ERA (218 ER/394.3 IP) across 141 minor league games spanning six seasons, fanning 390 batters and walking 217 for a 1.53 WHIP
- * Selected as a Futures Game representative in 2016 with Double-A Birmingham after posting a 4-9 record over 17 starts, producing a 4.76 ERA (46 ER/87.0 IP) with 90 strikeouts and a 1.53 WHIP
- * Attended Vanderbilt University where he was part of the 2014 National Championship team, was named to the SEC Academic Honor Roll three times, and won National Pitcher of the Year in 2015 as a junior...also won the triple crown in 2015 after leading the league in wins, ERA, and strikeouts, becoming just the fourth SEC pitcher to earn the distinction
- * Was drafted with the eighth pick in the first round of the 2015 First-Year Player Draft by the Chicago White Sox

Year-By-Year

2021

- * Spent the beginning of the campaign with the Cincinnati Reds before getting optioned to Triple-A Louisville for the remainder of the season...was designated for assignment by Pittsburgh on March 7
- * Pitched in 20 games for the Reds, matching his career-high in games in a single season at the Major League level, registering a 6.66 ERA (19 ER/25.2 IP) with 24 strikeouts against 13 walks...had a .265 batting average against with a 1.52 WHIP
- * Recorded eight strikeouts during his seven day game appearances, not factoring in the decisions but keeping the opposition to a .195 average
- * Tossed 2.0 innings six times, striking out 12 with just two walks while not factoring in any decisions...did not allow a hit with runners at third, pitching 1.1 shutout inning over three games in that instance
- * With Triple-A Louisville, the righty went 1-5 over 37 outings (two starts) for a 4.61 ERA (21 ER/41.0 IP)...struck out 51 batters

2020

- * Was designated for assignment by Chicago (AL) prior to the season on July 23 and was later claimed off waivers by Detroit on July 25, pitching in seven games for a 0-0 record and a 6.75 ERA (5 ER/6.2 IP) with seven strikeouts
- * Was designated for assignment by Detroit on August 20 and later claimed off waivers by Pittsburgh on August 24, but did not appear in a game for the Pirates
- * Was designated for assignment on Sept. 2 and claimed off waivers by Baltimore on Sept. 5, not surrendering a hit in his three appearances with the Orioles...racked up four strikeouts and two walks
- * Pitched a season-high 1.1 innings three times during the year (August 14 vs. CLE, Sept. 11 at NYY, Sept. 18 vs. TB), totaling five strikeouts...kept the opposition to a .250 average with 13 strikeouts during home contests...excelled during his seven day game appearances, limiting hitters to a .195 average with ten strikeouts

2019

- * Split the season between Triple-A Charlotte and the White Sox, making six trips to the big leagues
 - * Picked up his first and only win at the Major League level for the year on May 2 vs. Boston after Nicky Delmonico hit a three-run, walkoff homer in the ninth inning
 - * Totaled a 1-2 record over 20 games (two starts) with Chicago, striking out 25 and walking 20...kept the opposition to a .243 average with a 1.68 WHIP
 - * Tossed 3.0 relief innings twice (April 8 vs. TB, April 26 vs. DET), totaling eight strikeouts
 - * Pitched in 24 games with Triple-A Charlotte, going 1-2 with a 4.76 ERA (18 ER/34.0 IP) and a 1.53 WHIP...struck out 51 batters against just 21 walks
- Posted a 2.77 ERA (4 ER/13.0 IP) on the road and a 9.42 ERA (15 ER/14.1IP) at home while pitching with the White Sox...struck out a season-high six batters on July 27 with Triple-A Charlotte against Pawtucket...was placed on the 10 day injured list on August 3 with a strained right hamstring suffered while running the bases...made two rehab appearances with Triple-A Charlotte before returning from rehab and being reinstated from the injured list on Sept. 1...served as the opener in his last appearance on Sept. 24 vs. Cleveland and suffered the loss

2018

- * Began the season as a member of Chicago's starting rotation before finishing the year with Triple-A Charlotte...entered the season ranked by MLB.com as the No. 10 prospect in the White Sox organization
- * Went 2-4 over nine games (eight starts) with 29 strikeouts with the White Sox...had a 8.07 ERA (29 ER/32.1IP) and 1.89 WHIP in his Major League appearances
- * Won consecutive starts for the first time in his career on April 23 vs. Seattle and April 28 at Kansas City (game 1), pitching a career-high 7.0 seven scoreless innings on April 28
- * Was optioned to Triple-A Charlotte on May 18 after suffering the loss that night vs. Texas
- * Produced a 5-6 record over 25 games (nine starts) with a 5.32 ERA (40 ER/67.2 IP) for Triple-A Charlotte...struck out 62 batters and walked 41 for a 1.64 WHIP

2017

- * Entered the season ranked as the No. 58 overall prospect by MLB.com (No. 5 for the Sox according to MLB.com)
- * Spent majority of season with Triple-A Charlotte before ending the year with the White Sox, where he went 2-1 with a 4.34 ERA (9 ER/18.2 IP) in five starts and 1-0 with a 1.93 ERA in two relief appearances
- * Was added as the 26th man for a doubleheader on August 21 vs. Minnesota, making the start and suffered the loss in the second game of the doubleheader after allowing six runs in 1.1 innings... was sent to Triple-A Charlotte following the game
- * Was recalled by Chicago for the remainder of the season on Sept. 1, working 2.0 innings of relief for his first career win on Sept. 2 vs. Tampa Bay
- * Earned first win as a starter on Sept. 10 vs. San Francisco after allowing one run in 6.0 innings while also recording a career-high nine strikeouts

2016

- * Spent majority of season in the minors, where he went a combined 6-10 with a 4.63 ERA (53 ER/103.0 IP) in 21 starts between Double-A Birmingham and Triple-A Charlotte
- * Entered the season ranked by Baseball America as Chicago's No. 2 prospect and as having the "Best Curveball" in the Sox' minor league system
- * Went 2-1 with a 0.95 ERA (2 ER/19.0 IP) and 22 strikeouts in final three starts with Birmingham and 2-0 with a 0.60 ERA (1 ER/15.0 IP) in his last three starts with Charlotte
- * Had contract purchased on July 15 and later made his Major League debut on July 17 at Los Angeles (AL), working 2.0 scoreless innings while also recording two strikeouts (struck out Albert Pujols, the first batter he faced)

2015

- * Began his professional career with the Arizona League White Sox after being selected eighth overall by the White Sox in the draft earlier in the summer.
- * Tossed a scoreless inning while making his professional debut on July 18 vs. the Arizona League Angels...was promoted to Single-A Winston-Salem on July 23

Personal

Carson Springer Fulmer... married to high school sweetheart Sabina...played college ball at Vanderbilt University where he was part of the 2014 National Championship team, named to the SEC Academic Honor Roll three times, and won National Pitcher of the Year in 2015 as a junior...became the fourth pitcher in SEC history to win the pitching triple crown after leading the league in wins, ERA and strikeouts...was drafted by the Boston Red Sox in the 15th round of the 2012 draft but did not sign and pursued college instead...is a 2012 graduate of All Saints Academy in Lakeland, Florida...in high school, played of the 18U Team USA squad, was a Perfect Game All-American selection, and named 2012 2A State Player of the Year...helped Team USA win the COPABE Pan American Championship in 2011...was selected in the first round of the 2015 MLB Draft by the White Sox

Career Pitching Record

Year	Team	W-L	ERA	G	GS	CG	SHO	SV	IP	H	R	ER	HR	HB	BB	SO	WP	BK	AVG
2015	AZL White Sox	0-0	0.00	1	1	0	0	0	10	1	0	0	0	0	0	1	0	0	.333
	Winston-Salem	0-0	2.05	8	8	0	0	0	22.0	16	5	5	2	2	9	25	3	0	.205
2016	Birmingham	4-9	4.76	17	17	0	0	0	87.0	82	51	46	7	3	51	90	7	1	.248
	Charlotte	2-1	3.94	4	4	0	0	0	16.0	14	7	7	1	0	5	14	0	0	.233
2017	CHICAGO-AL	0-2	8.49	8	0	0	0	0	11.2	12	11	11	2	2	7	10	2	0	.273
	Charlotte	7-9	5.79	25	25	0	0	0	126.0	132	89	81	18	7	65	96	9	3	.268
	CHICAGO-AL	3-1	3.86	7	5	0	0	0	23.1	16	10	10	4	2	13	19	0	2	.188
2018	Charlotte	5-6	5.32	25	9	0	0	0	67.2	70	41	40	10	1	41	62	15	1	.271
	CHICAGO-AL	2-4	8.07	9	8	0	0	0	32.1	37	32	29	8	5	24	29	2	1	.280
2019	Charlotte	1-2	4.76	24	0	0	0	1	34.0	31	21	18	2	0	21	51	6	0	.286
	CHICAGO-AL	1-2	6.26	20	2	0	0	0	27.1	26	22	19	5	3	20	25	1	0	.243
2020	BALTIMORE	0-0	0.00	3	0	0	0	0	3.2	0	0	0	0	1	2	4	2	0	.000
	DETROIT	0-0	6.75	7	0	0	0	0	6.2	8	5	5	1	1	3	7	1	0	.286
2021	Louisville	1-5	4.61	37	2	0	0	1	41.0	40	29	21	4	2	25	51	4	1	.253
	CINCINNATI	0-0	6.66	20	0	0	0	0	25.2	26	20	19	3	3	13	24	2	0	.265
Major League - 6 years		6-9	6.41	74	15	0	0	0	130.2	125	100	93	23	17	82	118	10	3	.248
Minor League- 6 years		20-32	4.97	141	66	0	0	2	394.2	386	243	218	44	15	217	390	44	6	.256

Career Single-Game Bests

Low-Hit Complete Game:	---	Most Strikeouts:	9, Sept. 10, 2017 vs. SF
Most Innings Pitched Starter:	7.0, April 28, 2018 at KC	Most Walks:	6, April 10, 2018 vs. TB
Most Innings Pitched Reliever:	3.0, (3x), last, April 26, 2019 vs. DET	Longest Winning Streak:	3 games, Sept. 2-30, 2017
Most Earned Runs Allowed:	8, May 18, 2018 vs. TEX	Longest Losing Streak:	4 games, May 4, 2018 - April 18, 2019

Career Fielding Record

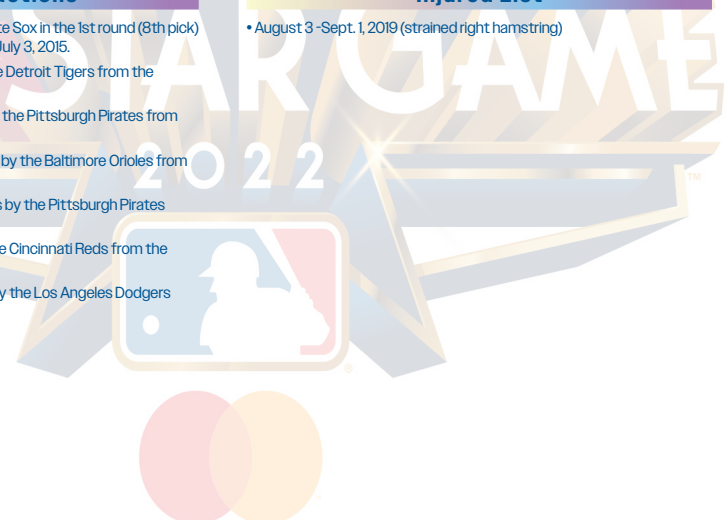
Position	PCT	G	PO	A	E	TC	DP
Pitcher	1.000	74	3	9	0	12	0

Career Transactions

- June 8, 2015: Drafted by the Chicago White Sox in the 1st round (8th pick) of the 2015 amateur draft. Player signed July 3, 2015.
- July 25, 2020: Selected off waivers by the Detroit Tigers from the Chicago White Sox.
- August 24, 2020: Selected off waivers by the Pittsburgh Pirates from the Detroit Tigers.
- September 5, 2020: Selected off waivers by the Baltimore Orioles from the Pittsburgh Pirates.
- September 21, 2020: Selected off waivers by the Pittsburgh Pirates from the Baltimore Orioles.
- March 14, 2021: Selected off waivers by the Cincinnati Reds from the Pittsburgh Pirates.
- December 8, 2021: Selected off waivers by the Los Angeles Dodgers from the Cincinnati Reds.

Injured List

- August 3 - Sept. 1, 2019 (strained right hamstring)





Sam
GAVIGLIO

RHP | 46

@Dodgers

Bats: Right **Throws:** Right

Height: 6-1 **Weight:** 215

Opening Day Age: 31

Born: May 22, 1990 in Ashland, OR

Resides: Ashland, OR

Acquired: Signed as minor league free agent on Dec. 31, 2021

ML Service: 2:11

ML Debut: May 11, 2017

Career Highlights

- * 31-year old looks to his 12th professional season after posting a 11-18 Major League record and 4.88 ERA (161 ER/296.2 IP) with 243 strikeouts and just 91 walks in 98 career games (37 starts) with Kansas City (2017), Seattle (2017), and Toronto (2019-20)
- * Made his MLB debut with Seattle on May 11, 2017 at Toronto, allowing a solo home run (Justin Smoak) in 2.0 innings of relief with four strikeouts
- * Earned his first Major League win on Sept 12, 2017 vs. the White Sox as a member of the Kansas City Royals, allowing just two runs on seven hits in 5.0 innings...also made his first big league start against the White Sox on May 18, 2017, allowing three hits and one walk in 5.0 scoreless innings
- * Totaled his first and only season with 100+ strikeouts (105 Ks) in 2018 with Toronto...made 52 appearances for Toronto the following season, also a career-high
- * Retired all 12 batters he faced on April 27, 2019 at Oakland, setting career highs in a relief appearance with his 4.0 innings pitched and five strikeouts...became the fourth pitcher in Torono team history with a perfect relief appearance of 12+ batters
- * Owns a career 39-43 record over 133 minor league games (125 starts), paired with a 3.98 ERA (318 ER/719.1 IP) and 595 strikeouts against 181 walks...has limited the opposition to a .255 average with 1.24 WHIP
- * Originally drafted in the fifth round (170th overall pick) of the 2011 First-Year Player Draft by the St. Louis Cardinals out of Oregon State University

Year-By-Year

2021

- * Signed a minor league contract with the Texas Rangers on February 1 and was assigned to Triple-A Round Rock, garnering a 2-1 record over five starts with 24 strikeouts against just four walks for a 5.13 ERA (15 ER/26.1 IP)...was later released on June 4
- * Recorded a 8.20 strikeout-per-nine innings mark with a 1.41 WHIP...also put together a 1.000 fielding percentage over 26.1 innings
- * Started 15 games in the Korean Baseball Organization with the SSG Landers, putting together a 6-4 record with 5.86 ERA (53 ER/81.1 IP)...allowed 54 runs on 88 hits, 70 strikeouts, and 30 walks

2020

- * Pitched in four games for the Blue Jays during the shortened season, going 0-1 with a 9.00 ERA (3 ER/3.0 IP) with one strikeout and five walks...spent rest of the time at the Alternate training site
- * Was released by the Blue Jays on Sept. 4

2019

- * Played with Toronto for the entire season, tossing 95.2 innings of relief with a 4.61 ERA (49 ER/95.2 IP) and 88 strikeouts for a 4-2 record
- * His 95.2 relief innings were the most in the Majors and the most by any Blue Jay since Duane Ward's 101.1 innings in 1992
- * Picked up his first win of the season with a scoreless seventh inning on April 15 at MIN...also marked his 2nd career win as a reliever (also: May 11, 2018 vs. BOS - his 1st game as a Blue Jay)
- * Retired all 12 batters he faced on April 27 at OAK as he earned his second win, setting career highs in a relief appearance with his 4.0 innings pitched and five strikeouts...became the fourth pitcher in team history with a perfect relief appearance of 12+ batters

- * Earned his 10th career win with 3.0 innings of one-hit relief on May 17 at CWS (1BB,1K)
- * Tossed 2.0 hitless frames to claim the win on June 5 vs. NYY, tying a career high with his 4th win of season (2017)

2018

* Was traded to the Toronto Blue Jays on March 21 and spent parts of the season with their Triple-A affiliate Buffalo and with Toronto at the Major League level

- * With Triple-A Buffalo, the righty posted a 1.86 ERA over five starts for the Bisons (29.0 IP, 21H, 6 ER, 4 HR, 4 BB, 29 K)
- * Earned the win in his Blue Jays debut on May 11 against Boston, tossing 3.0 innings which was the longest relief outing of his career
- * Made his first start for the Blue Jays on May 19 vs. OAK, throwing 5.1 scoreless innings while giving up six hits, one walk, and striking out six
- * Hit his 1st extra-base hit (a double in the 2nd inning)...marked the first extra-base hit by a Blue Jays pitcher since May 18, 2017 when Marcus Stroman homered in Atlanta, becoming the 9th Blue Jays pitcher all-time to record an extra-base hit
- * Struck out 100+ batters for the first time while playing a career-high 26 games (24 starts)...His 24 starts were second most on the team (Marco Estrada-28)
- * Finished the season with a record of 2-3 and a 3.41 ERA (27 ER/71.1 IP) at home...Was 1-6 with a 7.91 ERA on the road (46 ER/52.1 IP)

Had a 4.24 ERA (32 ER/67.0 IP) in divisional games (6.63 ERA vs. all others)...threw 6.0 innings on May 30 at BOS (7H, 4R, 4K)... Retired the first six Red Sox he faced in order before allowing a single to Blake Swihart to begin 3rd inning...Set down the side in order three times, in the 1st, 2nd and 4th innings...threw 7.0 scoreless innings on June 6 vs. NYY (3H, 3BB, 4K), and the 7.0 IP were a career high (6.1 on July 1, 2017 at LAA), as were his 104 pitches (102 on June 9, 2017 vs. TOR)...allowed a season-high six earned runs on July 11 at ATL, marked his shortest outing as a starter (1.2 innings) and his only start without recording a strikeout...was placed on the paternity list on June 19 and reinstated on June 22 as he and his wife welcomed a daughter...made a start on two days rest for the first time on July 14 at BOS, where he allowed one run on four hits across 3.1 innings (1BB/2K)... set career-highs with eight strikeouts and 7.2 innings pitched vs. BAL, on July 20...threw a career-best 71 strikes (103 pitches) while allowing four runs on seven hit...set a career-long mark of six consecutive losing decisions with a loss on Aug. 16 at KC

2017

- * Split his season between Triple-A Tacoma and the Mariners before being selected off waivers by Kansas City on Sept. 1, ultimately finishing the season with the Royals...went 4-5 with a 4.36 ERA (36 ER/74.1 IP) in 16 appearances (13 starts) in the Majors
- * Started his season with Triple-A Tacoma, where he went 2-3 with a 3.31 ERA (12 ER/32.2 IP) in five starts before getting called up to the big leagues with the Mariners on May 10
- * Made his MLB debut with Seattle on May 11 at Toronto, allowing a solo home run (Justin Smoak) in 2.0 innings of relief (2H, 4K)
- * Made his first Major League start on May 18 vs. the White Sox, allowing three hits and one walk in 5.0 scoreless innings
- * Went 2-1 with a 2.67 ERA (8 ER/27.0 IP) in his first five big-league starts, recording at least 5.0 innings and allowing no more than one earned run in all but one of those starts
- * Went 1-3 with a 5.93 ERA (18 ER/27.1 IP) over his next five starts, before being optioned to Triple-A Tacoma on Jul.6
- * Was recalled on July 18 for one start with Seattle, taking the loss at Houston, allowing five runs in 6.0 innings...was optioned to Triple-A Tacoma on July 20 and went 1-2 with a 3.93 ERA (15 ER in 34.1 IP) over his final seven starts there
- * Went 1-0 with a 3.00 ERA (4 ER/12.0 IP) in four appearances (two starts) with the Royals in September, earning his 1st win as a Royal on Sept. 12 vs. the White Sox, allowing just two runs on seven hits in 5.0 innings

2016

- * Went 8-7 in 2016 with a 3.98 ERA (73 ER/165.0 IP) across 28 appearances (26 starts) between Double-A Jackson and Triple-A Tacoma
- * Recorded at least 6.0 innings in 19 of 26 starts, including 17 quality starts
- * Pitched his first career professional complete game and shutout on Aug. 8, 2016 vs. Sac (9.0 IP, 4H, BB, 6K)
- * Earned a cumulative 6.71 strikeout-per-nine innings mark, keeping the opposition to a .255/.296/.385 slashline

2015

- * Spent most of the 2015 campaign with Triple-A Tacoma in the Mariners organization after getting traded for Ty Kelly
- * Posted an 8-7 record with a 5.13 ERA (58 ER/101.2 IP) in 21 appearances (17 starts) with 79 strikeouts against 36 walks with Tacoma
- * Pitched in two games for AZL Mariners, rattling off 4.0 scoreless frames with a strikeout

2014

- * Spent the entire season with Double-A Springfield where he went 5-12 with a 4.28 ERA (65 ER/136.2 IP) and ranked third in the Texas League with 162 strikeouts

2013

- * Started his year with Advanced-A Palm Beach, going 4-1 across seven starts with a 2.72 ERA (12 ER/39.2 IP) and 30 strikeouts against just 12 walks, before spending majority of the year on the injured list
- * Made two rehab appearances with Single-A Palm Beach, not allowing a run to score over 8.0 solid innings...recorded nine strikeouts and walked just one batter to keep the opposition to a .143 average

2012

* Started 23 games for Single-A Quad Cities, going 9-9 with a 3.92 ERA (58 ER/133.0 IP) with 113 strikeouts and 30 walks for a 1.19 WHIP..kept the opposition to a .247 average

* Registered a 7.65 strikeout-per-nine innings mark and .852 fielding percentage as he committed four errors in 27 chances on the mound

2011

Made his professional debut with Short-A Batavia as part of the Cardinals organization, starting two games and pitching 4.0 scoreless innings with four strikeouts

Personal

Samuel Joseph Gaviglio...married to wife Alaina and has a daughter Livia...graduated from Ashland High School (OR) in 2008... lettered three seasons in baseball and two in football and was named the Oregon 5A Pitcher of the Year as a senior...selected by the Tampa Bay Rays in the 40th round of the 2008 First-Year Player Draft but did not sign...went on to play college baseball at Oregon State from 2009-2011...went 12-2 with a 1.87 ERA in his final season and was named Pac-10 All-Conference and 2nd Team College All-American

Career Pitching Record																			
Year	Team	W-L	ERA	G	GS	CG	SHO	SV	IP	H	R	ER	HR	HB	BB	SO	WP	BK	AVG
2011	Batavia	0-0	0.00	2	2	0	0	0	4.0	2	0	0	0	0	0	4	0	0	.143
2012	Quad Cities	9-9	3.92	23	23	0	0	0	133.0	128	74	58	12	11	30	113	16	0	.247
2013	GCL Cardinals	0-0	0.00	2	1	0	0	0	8.0	4	0	0	0	0	1	9	0	0	.143
	Palm Beach	4-1	2.72	7	7	0	0	0	39.2	29	13	12	2	1	12	30	1	0	.207
2014	Springfield	5-12	4.28	25	24	0	0	0	136.2	153	79	65	8	9	46	126	12	3	.284
2015	AZL Mariners	0-0	0.00	2	2	0	0	0	4.0	2	0	0	0	0	0	1	0	0	.143
	Tacoma	8-7	5.13	21	17	0	0	0	101.2	102	64	58	16	4	36	79	4	0	.257
2016	Jackson	5-5	4.15	18	17	0	0	0	102.0	104	51	47	7	1	22	73	3	0	.263
	Tacoma	3-2	3.71	10	9	1	1	0	63.0	59	29	26	7	1	14	50	2	0	.243
2017	Tacoma	3-6	3.88	13	13	1	0	0	72.0	72	35	31	5	5	12	57	1	0	.259
	KANSAS CITY	1-0	3.00	4	2	0	0	0	12.0	13	4	4	1	1	5	9	0	0	.271
2018	SEATTLE	3-5	4.62	12	11	0	0	0	62.1	63	37	32	15	2	21	40	1	2	.270
	Buffalo	0-0	1.86	5	5	0	0	0	29.0	21	6	6	4	1	4	29	0	0	.206
2019	TORONTO	3-10	5.31	26	24	0	0	0	123.2	140	77	73	21	4	38	105	6	2	.281
	TORONTO	4-2	4.61	52	0	0	0	0	95.2	85	51	49	8	4	22	88	0	1	.235
2020	TORONTO	0-1	9.00	4	0	0	0	0	3.0	3	3	3	0	0	5	1	0	1	.273
2021	Round Rock	2-1	5.13	5	5	0	0	0	26.1	33	16	15	3	0	4	24	2	0	.300
Major League - 4 years		11-8	4.88	98	37	0	0	0	296.2	304	172	161	55	11	91	243	7	6	.264
Minor League- 9 years		39-43	3.98	133	125	2	1	0	719.1	709	367	318	64	33	181	595	41	3	.255

Career Single-Game Bests			
Low-Hit Complete Game:	---	Most Strikeouts:	8, July 20, 2018 vs. BAL
Most Innings Pitched Starter:	7.2, July 20, 2018 vs. BAL	Most Walks:	4, June 19, 2017 vs. DET
Most Innings Pitched Reliever:	3.2, June 22, 2019 at BOS	Longest Winning Streak:	3 games, April 15 -May 17, 2019
Most Earned Runs Allowed:	7, July 6, 2017 vs. OAK	Longest Losing Streak:	6 games, May 30 -August 16, 2018

Career Fielding Record							
Position	PCT	G	PO	A	E	TC	DP
Pitcher	.929	98	17	22	3	42	2

Career Transactions	Injured List
<ul style="list-style-type: none"> • June 5, 2008: Drafted by the Tampa Bay Rays in the 40th round of the 2008 amateur draft, but did not sign. • June 7, 2011: Drafted by the St. Louis Cardinals in the 5th round of the 2011 amateur draft. Player signed August 12, 2011. • November 20, 2014: Traded by the St. Louis Cardinals to the Seattle Mariners for Ty Kelly. • September 1, 2017: Selected off waivers by the Kansas City Royals from the Seattle Mariners. • March 21, 2018: Traded by the Kansas City Royals to the Toronto Blue Jays for player to be named. • February 1, 2021: Signed as a Free Agent with the Texas Rangers. • January 31, 2022: Signed as a Free Agent with the Los Angeles Dodgers. 	<ul style="list-style-type: none"> • No Injuries at the Major League level



Shane
GREENE

RHP | 28

@sagreene

Bats: Right **Throws:** Right

Height: 6-4 **Weight:** 200

Opening Day Age: 33

Born: November 11, 1988 in Clermont, FL

Resides: Jupiter, FL

Acquired: Signed Minor League Contract on November 28, 2021

ML Service: 0.080

ML Debut: July 27, 2020

Career Highlights

- * Florida-born, the 33-year-old righthander looks to his ninth professional season and second year in Dodger Blue...in seven years of ML service, he's 23-29 with a 4.52 ERA (235 ER/467.2 IP) and 437 strikeouts to 171 walks along with 67 saves in 84 opportunities
- * During his breakout season in 2019, Greene ranked fourth in the AL with 22 saves, while his 1.18 ERA was the second lowest in baseball among qualifying relievers (SD's Kirby Yates)
- * Represented the Tigers in the 2019 MLB All-Star Game...tossed 1.0 shutout inning in relief and earned a hold, helping the American League squad to a 4-3 victory...marked his first selection on to the Midsummer Classic.
- * Named the American League Reliever of the Month for March/April...posted a 1.29 ERA (2 ER/14.0 IP) with 17 strikeouts and three walks over that span, with a league-best 12 saves...his 12 saves for March/April set a franchise record, and was tied for the fourth-most in Major League history
- * Made his postseason debut and pitched to a 3.38 ERA (1 ER/2.2 IP) in two appearances vs. St. Louis...fanned three
- * Appeared in a career-high 71 ML games with Detroit in 2017...ranked tied for sixth in the American League with 71 appearances...allowed only nine of the 47 runners he inherited to score and finished second in the American League with a 19.1 inherited runners scored percentage (min. 40 inherited runners)
- * Notched the first save of his major league career with a perfect 11th inning on April 5, 2016 on the road against Miami
- * During his 2015 campaign, he became the first Tigers pitcher to start a season with three starts of 7.0-or-more innings, while allowing one-or-fewer earned runs since Jack Morris in 1984 -- through his first three starts, had a 3-0 record with a 0.39 ERA (1 ER/23.0 IP), 12 hits allowed and 11 strikeouts
- * In 2014, he made his major league debut that night at Fenway Park -- allowed three runs (zero earned runs), while walking three and fanning one in 0.1innings of work
- * On July 7, 2014, he made his first career start and earned his first major league win by allowing just two runs on four hits over 6.0 innings of work...according to the Elias Sports Bureau, Greene is the first pitcher in Yankees franchise history to earn a win in his first start, while tossing at least 6.0 innings and allowing four-or-fewer hits without walking a batter
- * Earned his second straight victory on July 12, 2014 at Baltimore by throwing 7.1 scoreless innings, allowing just four hits -- according to the Elias Sports Bureau, he is the first Yankees pitcher to toss at least 6.0 innings, while allowing four-or fewer hits in each of their first two starts
- * In 2013, he led all Yankees minor leaguers in wins, ranked third in strikeouts (137) and fourth in ERA (3.38)
- * Drafted by the New York Yankees in the 15th round of the 2009 MLB June Amateur Draft from Daytona State College (Daytona Beach, FL)

Year-By-Year

2021

- * Started the season with Triple-A Toledo, pitching in nine games (one start) for a 1-1 record and 6.23 ERA (12 ER/17.1 IP) with 17 strikeouts and 1.56 WHIP...pitched in one game for Detroit (1.2 IP, 4 ER, 2 H) before getting picked up by the Minnesota Twins
- * Was optioned to Triple-A St. Paul and went 3-5 across 13 games (nine starts) for the Saints, striking out 48 batters and walking just 22...recorded a 9.00 strikeout-per-nine mark during that span
- * Had his best month in August with St. Paul, keeping hitters to a .189 average with 18 strikeouts through 14.2 innings...kept

hitters to a .190 average with runners in scoring position

* Pitched in five games for Minnesota, going 0-1 with a 12.54 ERA (13 ER/9.1IP) with five strikeouts and eight walks...opposition hit .378

* Signed a minor league contract with the Dodgers on November 28

2020

* Made his Major League debut with the Detroit Tigers, pitching 6.2 innings across five games...struck out three batters and walked one for a 5.40 ERA (4 ER/6.2 IP)

* Spent the remainder of the season at the Alternate Training Site in Toledo

* Made his Major League debut on July 27 vs. Kansas City, and allowed three earned runs over 2.1 innings pitched from the bullpen

* Recorded his first strikeout of his big league career on August 11 vs. Chicago (AL), striking out Luis Robert

* Did not allow a batter to reach base in three straight appearances between August 11-16...opposing batters went 0-for-9 with two strikeouts during the stretch

* Spent the remainder of the season at the Alternate Training Site in Toledo

* Ranked as the No. 15 prospect in the Tigers organization by Baseball America

2019

* Made stops at Advanced-A Lakeland, Double-A Erie, and Triple-A Toledo throughout the season, producing a combined 3-6 record through 17 starts with a 4.84 ERA (40 ER/74.1 IP) with 69 strikeouts

* Did not allow an earned run in either of his first two starts of the season, throwing 4.0 clean innings...later allowed an unearned run on April 6 vs. Louisville and then tossed 6.1 scoreless innings on April 11 at Norfolk

* Had three consecutive scoreless starts from June 17-27, throwing 4.0 shutout innings on June 17 with Single-A Lakeland at St. Lucie and 5.0 scoreless innings on June 22 with Double-A Erie at Akron and June 27 with Triple-A Toledo at Louisville

* Was sidelined from April 30 - June 17 with right biceps tendinitis...sidelined again from Aug. 17 - Sept. 6 with a left oblique muscle strain

* Rated as the sixth-best prospect in the Detroit player development system by Baseball America

2018

* Started 26 games with Double-A Erie, spending the entire season with the team...was named to the Eastern League midseason All-Star Team

* Garnered a 10-9 record over 26 starts with 127 strikeouts and 56 walks for a 4.10 ERA (61 ER/134.0 IP)

* Ranked tied for second in the Eastern League with 26 starts, while he was third with 127 strikeouts, tied for fifth with 10 wins and eighth with a .251 (126-for-501) opponent batting average

* Started five games in May, compiling a 3-2 record with a 2.60 ERA (8 ER/27.2 IP) and 22 strikeouts...later had a career-high 11 strikeouts on June 24 vs. Altoona

* Ranked as the No. 4 prospect in the Tigers organization and the No. 17 prospect in the Eastern League by Baseball America

2017

* Opened the season with Advanced-A Lakeland and did not allow more than two runs in any of his 11 starts...went 4-3 with a 1.23 ERA (8 ER/58.2 IP) and 62 strikeouts with the Flying Tigers

* Closed the season with Double-A Erie, posting a 6-4 record over 15 starts with a 4.72 ERA (40 ER/76.1 IP)...tallied 75 strikeouts against 33 walks

* Selected the Tigers Minor League Pitcher of the Month for May, going 1-3 with a 1.16 ERA (4 ER/31.0 IP) and 35 strikeouts in six starts

* Recorded a double-digit strikeout performance on July 27 at Richmond, striking out 10...added a second 10-strikeout outing on Aug. 6 vs. Hartford

* Selected to participate in the MLB Futures Game and was named a Florida State League Midseason All-Star...was tabbed as an organizational All-Star by MiLB.com

* Tabbed Eastern League Pitcher of the Week for the week ending Aug. 13 after throwing 6.0 no-hit innings with eight strikeouts on Aug. 12 vs. New Hampshire

* Ranked as the third-best prospect in the Tigers organization, the No. 11 prospect in the Florida State League and the No. 19 prospect in the Eastern League by Baseball America

2016

* Spent the entire season with Single-A West Michigan, appearing in 21 games (20 starts) for a 6-4 record and a 3.15 ERA (34 ER/97.0 IP) with 67 strikeouts and a 1.21 WHIP

* Posted a 4-1 record with a 0.68 ERA (2 ER/26.1 IP) and 16 strikeouts over a five-start stretch from May 13 - June 9

* Was sidelined from July 23 - Aug. 1 with a right thumb blister

* Finished the season strong, compiling a 1-0 record with a 1.32 ERA (4 ER/27.1 IP) and 24 strikeouts over his last six starts from Aug. 1 - Sept. 2

* Ranked as the second-best prospect in the Tigers organization and the No. 16 prospect in the Midwest League by Baseball

America.

* Selected as an organizational All-Star by MiLB.com with the Tigers

2015

* Pitched in ten games (nine starts) with the GCL Tigers in his first professional season

* Did not allow an earned run in five consecutive outings from July 1-24, throwing 15.0 innings over that span and allowing seven hits with 16 strikeouts

* Rated as the No. 8 prospect in the Gulf Coast League by Baseball America

Personal

Attended East Ridge High School in Clermont, FL...went to the University of West Florida before transferring to Daytona State College...resides in Clermont, FL during the offseason...drafted by the New York Yankees in the 15th round of the 2009 MLB June Amateur Draft from Daytona State College.

Career Pitching Record																			
Year	Team	W-L	ERA	G	GS	CG	SHO	SV	IP	H	R	ER	HR	HB	BB	SO	WP	BK	AVG
2009	GCL Yankees	1-2	5.87	13	0	0	0	0	23.0	30	19	15	2	5	6	20	4	0	.297
2010	Staten Island	2-6	4.59	10	10	0	0	0	49.0	57	28	25	1	7	21	44	3	0	.289
	Charleston	0-2	4.58	4	4	0	0	0	19.2	14	10	10	1	5	8	22	1	0	.206
2011	Charleston	5-14	4.37	27	27	0	0	0	138.0	141	88	67	9	10	68	128	14	0	.265
2012	Tampa	4-7	5.22	24	23	0	0	0	112.0	113	80	65	5	10	63	101	9	1	.265
2013	Tampa	4-6	3.60	13	13	0	0	0	75.0	83	36	30	4	3	10	69	2	0	.279
	Trenton	8-4	3.18	14	13	1	1	0	79.1	92	35	28	6	7	20	68	1	2	.289
2014	SWB	5-2	4.61	15	13	0	0	0	66.1	79	39	34	3	0	26	57	3	1	.295
	NEW YORK-AL	5-4	3.78	15	14	0	0	0	78.2	81	38	33	8	6	29	81	1	0	.262
2015	Toledo	1-1	3.86	7	7	0	0	0	35.0	37	15	15	2	3	11	21	1	0	.272
	DETROIT	4-8	6.88	18	16	0	0	0	83.2	103	67	64	13	6	27	50	1	0	.308
2016	West Michigan	0-0	0.00	1	1	0	0	0	3.0	2	0	0	0	0	1	5	0	0	.182
	Toledo	0-0	1.13	2	2	0	0	0	8.0	9	1	1	1	0	0	12	0	0	.273
	DETROIT	5-4	5.82	50	3	0	0	2	60.1	58	39	39	3	4	22	59	0	0	.257
2017	DETROIT	4-3	2.66	71	0	0	0	9	67.2	50	21	20	6	4	34	73	1	0	.205
2018	DETROIT	4-6	5.12	66	0	0	0	32	63.1	68	39	36	12	3	19	65	3	0	.268
2019	DETROIT	0-2	1.18	38	0	0	0	22	38.0	21	11	5	5	1	12	43	0	0	.153
	ATLANTA	0-1	4.01	27	0	0	0	1	24.2	25	11	11	3	2	5	21	0	0	.269
2020	ATLANTA	1-0	2.60	28	0	0	0	0	27.2	22	9	8	2	2	9	21	0	0	.229
2021	Gwinnett	0-0	2.08	4	0	0	0	0	4.1	4	1	0	0	0	2	5	0	0	.250
	ATLANTA	0-1	8.47	19	0	0	0	0	17.0	22	16	16	5	1	9	17	0	0	.301
	LOS ANGELES	0-0	4.05	9	0	0	0	0	6.2	3	3	3	1	3	5	7	1	0	.136
Major League - 8 years		23-29	4.52	341	33	0	0	67	467.2	453	254	235	58	32	171	437	7	0	.253
Dodger Totals - 1 year		0-0	4.05	9	0	0	0	0	6.2	3	3	3	1	3	5	7	1	0	.136
Minor League - 9 years		30-44	4.27	134	113	1	1	0	612.2	661	352	291	34	50	236	552	38	4	.275

Career Single-Game Bests			
Low-Hit Complete Game:	---	Most Strikeouts:	10, August 16, 2014 at TB
Most Innings Pitched Starter:	8.0, (4x), last, May 10, 2015 vs. DET	Most Walks:	4, (3x), last, April 19, 2016
Most Innings Pitched Reliever:	2.0, (2x), last, August 28, 2020 at PHI	Longest Winning Streak:	---
Most Earned Runs Allowed:	8, April 24, 2015 vs. CLE	Longest Losing Streak:	---

Career Fielding Record							
Position	PCT	G	PO	A	E	TC	DP
Pitcher	.825	341	17	35	11	63	4

- #### Career Transactions
- June 9, 2009: Drafted by the New York Yankees in the 15th round of the 2009 amateur draft. Player signed June 16, 2009.
 - December 5, 2014: Traded as part of a 3-team trade by the New York Yankees to the Detroit Tigers. The Detroit Tigers sent Domingo Leyba and Robbie Ray to the Arizona Diamondbacks. The Arizona Diamondbacks sent Didi Gregorius to the New York Yankees.
 - July 31, 2019: Traded by the Detroit Tigers to the Atlanta Braves for Joey Wertz (minors) and Travis Demeritte.
 - May 9, 2021: Signed as a Free Agent with the Atlanta Braves.
 - August 20, 2021: Signed as a Free Agent with the Los Angeles Dodgers.
 - September 26, 2021: Released by the Los Angeles Dodgers.
 - March 24, 2021: Signed as a Free Agent with the Los Angeles Dodgers

- #### Injured List
- August 9 - October 15, 2015 (blister right finger)
 - July 2 -18, 2018 (right shoulder strain)



Kody HOESE

IF | 63

@kody_hoese

Bats: Right **Throws:** Right**Height:** 6-4 **Weight:** 200**Opening Day Age:** 24**Born:** July 13, 1997 in Merrillville, IN**Resides:** Merryville, IN**Acquired:** Drafted in the first round (25th overall) of the 2019 First-Year Player Draft

Career Highlights

* Indiana native looks to his third professional season in Dodger Blue, posting a .233/.297/.334 slashline with a .631 OPS with seven home runs and 49 RBI in 110 games with the AZL Dodgers, Single-A Great Lakes, and Double-A Tulsa

* Rated the No.3 prospect in the Dodger organization by MLB.com and is the No. 9 ranked third baseman in MLB according to MLB.com

* The 24-year old third basemen, has amassed 95 hits, 16 doubles, seven homers and two triples in 110 career minor league games

* Smashed his first professional home run in his second career game, homering to left field on June 18, 2019 against AZL Rangers

* Was the Dodgers first selection in the 2019 First-Year Player Draft out of Tulane University

Year-By-Year

2021

* Made a stop with the AZL Dodgers for ten games before getting promoted to Double-A Tulsa on May 3

* Roped eight doubles, matching his 2019 mark, two home runs, and 20 RBI for a .196/.247/.250 slashline across both levels

* Play two positions in the field: third base (60 G) and shortstop (1 G)...committed just nine errors in 123 chances over 488.2 innings

* Had a 12-game hitting streak from July 21 to August 4, batting .315 (17-for-54) with 11 RBI

* Spent the fall with the Glendale Desert Dogs, batting .200/.250/.327 with two home runs and 12 RBI

Batted in all nine positions and was most successful when batting first, batting .333...hit well against lefties, averaging .293 (17-for-58)...had his best month in August, producing a .234 average (11-for-47) with three doubles, four RBI, and three walks...was invited to his first Major League Spring Training

2020

* Spent the entire campaign at the alternate site

2019

* Split the three months between AZL Dodgers Mota and with the Great Lakes Loons...with the AZL Dodgers Mota, he had 56 at-bats, 20 hits, five doubles, one triple and three homers in 19 games

Personal

Kody Michael Hoes...resides in Merrillville, IN with his family ...committed to play baseball at Tulane University in New Orleans, LA prior to signing with the Dodgers... while at Tulane he played a couple different positions, his freshmen year playing in 44 games with 32 starts (17 at short stop, 13 at third base and two at DH). Off the field that season, he was named 2016-17 American Athletic Conference All- Academic Team and the Tulane Athletics 3.0 Club for fall 2016. In his Sophomore season, he started all 58 games at third base hit .291 with 65 hits, 13 doubles, 5 home runs, two triples, 34 RBI, 34 runs, 21 walks, a .435 slugging percentage, .368 on base percentage... helped Griffith High School in Griffith, Indiana to a Regional Championship in his senior campaign, a two time All- Indiana selection for his efforts as a junior and senior.. received All- Region honors on two occasions, being named to the Time First Team All- Area and the Post tribune First Team All Area.. played summer ball with the Indiana Buffs, receiving the Lance Moore Memorial Award.. rated No.1 short stop in Indiana by Prep- Baseball Report and Perfect Game

Career Batting Record

Year	Team	AVG	G	AB	R	H	2B	3B	HR	RBI	SH	SF	HP	BB	SO	SB	CS	OBP	SLG	E
2019	Great Lakes	.264	22	91	15	24	3	1	2	16	0	2	2	8	14	0	0	.330	.385	2
	AZL Dodgers	.357	19	56	14	20	5	1	3	13	0	1	1	10	11	1	0	.456	.643	1
2021	AZL Dodgers	.258	10	31	2	8	1	0	0	3	0	1	0	2	4	0	0	.294	.290	1
	Tulsa	.188	229	26	43	7	0	2	17	0	3	0	2	15	55	2	2	.241	.245	8
Minor League-2 years		.233	110	407	57	95	16	2	7	49	0	7	5	35	84	3	2	.297	.334	12

Career Transactions

• June 8, 2019: Drafted in the first round (25th overall) out of Tulane University

Injured List

• No Injuries at the Major League Level





Jake
LAMB

IF |18

@JakeLamb18

Bats: Left **Throws:** Right
Height: 6-3 **Weight:** 215
Opening Day Age: 29
Born: October 9, 1990 in Seattle, WA
Resides: Seattle, WA
Acquired: Signed as a Free Agent on December 13, 2021
ML Service: 7.053
ML Debut: August 7, 2014

Career Highlights

- * Versatile 31-year-old utilityman enters his ninth Major League season and begins his Dodger career with a .236/.328/.431 slashline and a .758 OPS for 105 doubles, 21 triples, 91 home runs and 331 RBI in 684 big league games
- * Set a franchise Opening Day record with four RBI on March 29, 2018 at home against the Rockies... his nine career RBI on Opening Day are also a club record
- * 2017 was a career year where he set highs in hits (133), home runs (30), RBI (105), walks (87) and runs (89), and hit .248/.357 OBP/.487 SLG (133-for-536) with 30 doubles and 4 triples in 149 games in his fourth season with the D-backs...selected as an NL All-Star
- * Finished fourth in the NL All-Star Final Vote during his breakout season in 2016...ranked fourth in the NL in triples and tied for ninth in extra-base hits (69)...among NL third basemen, was tied for second in homers (26), ranked third in slugging pct. (.490), tied for third in RBI (87) and was fourth in OPS (.821)
- * In 2016, his .612 slugging percentage in the first half was the best in the NL and second best in team history, trailing only Luis Gonzalez's .745 slugging pct. in 2001...also ranked among D-backs first-half leaders in triples (T-1st, 7) and home runs (2nd, 20)...recorded nine assists at third base on June 5 on the road against Cubs, matching the club record (also: Eric Chavez on Sept 2, 2013 and Robby Hammock on June 23, 2003)...hit seven go-ahead or game-tying homers in June, matching the franchise record for most such homers in a single month (also: Matt Williams, May 1999)
- * Played in his first full Major League season with Arizona and hit .263 (92-for-350) with 15 doubles, five triples, six home runs and 34 RBI in 107 games...ranked among NL rookie leaders in triples (T-5th), multi-hit games (T-5th, 29) and walks (T-5th, 36)...posted a .973 fielding pct. (7 E in 257 TC) in 95 games (87 starts) at third base, which would have ranked second in the NL if he qualified
- * Hit his first home run on Aug. 23, 2014 vs. Padres (off Andrew Cashner) and first grand slam on Aug. 29, 2014 against the Rockies (off Adam Ottavino)
- * Made his Major League debut on Aug. 7, 2014 against Royals and collected his first hit and RBI (single off Jeremy Guthrie)...was the ninth D-back to record a hit and an RBI in his Major League debut (last: John Hester on Aug. 28, 2009 vs. Astros)
- * Made his professional debut on June 18, 2012 with Advanced Rookie Missoula and batted .329 (92-for-280) with 22 doubles, nine home runs and 57 RBI in 67 games that season
- * Ranked among Pioneer League leaders in hits (T-2nd), doubles (3rd), RBI (T-4th), slugging pct. (5th, .539), OPS (7th, .930), homers (T-7th) and average (T-8th)...named PL Player of the Week for Aug. 27-Sept. 3
- * Drafted by the the Arizona Diamondbacks in the 6th round of the 2012 MLB June Amateur Draft from University of Washington (Seattle, WA)

Year-By-Year

- 2021
- * Posted a .194/.306/.368 slashline in 55 games with the White Sox and Blue Jays, bringing in 25 runs, four doubles and seven homers with an 84 OPS+ in 2021
- * Most of his work came against right-handed pitching posting a .192/.313/.392 line and a .704 OPS...posted a 1.041 OPS in the month of May with the White Sox along with seven homers...13 of his 28 hits came in July
- * He was stellar defensively in his time with the White Sox, posting a 1.000 fielding percentage in his 25 games...appeared in 16 games in left field and nine games in right field...committed no errors in that stretch

* Committed just error at first base and one error at third base in the Majors

2020

* In just 31 games, he posted .193/.283/.352 slashline with just five doubles, three home runs, and 10 RBI along with a .635 OPS and 74 OPS+

* Released by the Diamondbacks on Sept. 12, 2020 after spending seven seasons with them...picked up by Oakland as a free agent on Sept. 14, 2020

* Had a solid second half with Oakland in the 60 game season...he posted .267/.327/.556 slashline with just four doubles, three home runs all of which came with 13 games with the A's to go along with nine RBI along and a .882 OPS

* Solid in bases loaded situations...posted a .333/.333/.333 line in three AB

* 14 of his 17 hits came off right-handed pitching...slashed a .176/.300/.412 against righties

* In 110.0 innings with the Arizona and Oakland, committed just one error...turned seven double plays at his time at first base with the Diamondbacks

2019

* Limited to just 78 games in an injury-shortened campaign, hitting .193 (36-for-187) with 8 doubles, 6 home runs, 30 RBI and 32 walks

* On 10-day injured list from April 5 (retro to April 4)-June 26 with a strained left quadriceps

Started 34 games at third base and 19 at first...Totaled 3 home runs off left-handers (28 PA) after none in 2018 (54 PA)...5 of his 6 home runs came as a third baseman.

2018

* Appeared in 56 games in an injury-shortened campaign and hit .222/.307 OBP/.348 SLG with 8 doubles, 6 homers, 31 RBI and 26 walks

Set a franchise Opening Day record with 4 RBI on March 29 vs. Rockies... his 9 career RBI on Opening Day are also a club record... On the 10-day disabled list with a sprained left AC joint from April 3-May 18 and placed on the disabled list on July 27 with a left shoulder contusion...had season-ending surgery on Aug. 15 to repair fraying of the left rotator cuff (performed by Dr. Neal ElAttrache).

2017

* Set career highs in hits (133), home runs (30), RBI (105), walks (87) and runs (89), and hit .248/.357 OBP/.487 SLG (133-for-536) with 30 doubles and 4 triples in 149 games in his fourth season with the D-backs

* Selected to his first NL All-Star Team, the second third baseman in team history to play in the Midsummer Classic (Matt Williams, 1999)..

* Became the eighth D-back (14th time) to reach 100 RBI...he and Paul Goldschmidt (120) were the second set of D-backs teammates to reach the 100-RBI mark (Jay Bell, Steve Finley, Luis Gonzalez and Williams in 1999)

* Was 1 of 2 Major League third basemen with 85+ walks and 85+ runs (also: Kris Bryant; 91 walks, 108 runs)

* Ranked sixth in the NL in walks and seventh in RBI. POSTSEASON: Batted .462 (6-for-13) in 4 games, including 4-for-5 with 3 runs in the NL Wild Card Game vs. Rockies.

2016

Set career highs in hits (130), doubles (31), triples (9), home runs (29), RBI (91), walks (64) and games (151)...finished fourth in the NL All-Star Final Vote...Named the D-backs nominee for the Hank Aaron Award...Ranked fourth in the NL in triples and tied for ninth in extrabase hits (69)...Among NL third basemen, was tied for second in homers (26), ranked third in slugging pct. (.490), tied for third in RBI (87) and was fourth in OPS (.821)...Was the only player since 1965 with his combination of numbers (30+ doubles, 8+ triples, 26+ home runs) while playing third base, and the first since Dick Allen and Ron Santo (1964)...53.1 pct. of his hits went for extra-bases (69-of-130), the second-highest rate in baseball behind Chris Carter (56.6), and the highest pct. in team history...Twice hit a game-tying homer with 2 outs in the ninth inning: April 18 @ Giants and June 1 @ Astros...was the first player with multiple 2-out, ninth-inning or later home runs to tie a game since 2007 (Milton Bradley and Xavier Nady)[source: STATS LLC]...Was the only player out of 14 first-half qualifiers with 20+ home runs and 60+ RBI to not make an All-Star Team, and the first NL player to not receive an All-Star nod with those numbers since the Nationals' Adam Dunn in 2009...he was the only player of 42 qualifiers since 2011 to have a first-half OPS above .960 (.996) and not make an All-Star Team...Was 1 of 5 players since 1933 to post his combination of numbers (19+ doubles, 7+ triples, 20+ home runs and 60+ RBI) before the All-Star Break, joining: Vladimir Guerrero (2000) and Hall of Famers Dave Winfield (1979), Duke Snider (1954) and Hank Greenberg (1935)...His .612 slugging pct. in the first half was the best in the NL and second best in team history, trailing only Luis Gonzalez's .745 slugging pct. in 2001...also ranked among D-backs first-half leaders in triples (T-1st, 7) and home runs (2nd, 20)...Recorded 9 assists at third base on June 5 @ Cubs, matching the club record (also: Eric Chavez on Sept 2, 2013 and Robby Hammock on June 23, 2003)...Hit 7 go-ahead or game-tying homers in June, matching the franchise record for most such homers in a single month (also: Matt Williams, May 1999)...His June homer total was tied for the second most by a D-backs third baseman in a single month (also: Troy Glaus, Aug. 2005), behind Mark Reynolds' 11 in Aug. 2009)...Logged an extra-base hit in 8 straight games from June 28-July 6, tied for the second-longest streak in team history, behind Justin Upton (10, July 20-30, 2011)...Named NL Player of the Week for July 15-17 after hitting .583 (7-for-12) with 2 doubles, 1 triple, 1 homer, 4 RBI...Went 3-for-3 with 3 homers (2 as a pinch-hitter) vs. Giants' Santiago Casilla.

2015

Played in his first full Major League season with Arizona and hit .263 (92-for-350) with 15 doubles, 5 triples, 6 home runs and 34 RBI in 107 games...Ranked among NL rookie leaders in triples (T-5th), multi-hit games (T-5th, 29) and walks (T-5th, 36)...Posted a .973 fielding pct. (7 E in 257 TC) in 95 games (87 starts) at third base, which would have ranked second in the NL if he qualified...

also appeared in 8 games (2 starts) at first...Made his first Opening Day roster and delivered a 3-run, pinch hit double vs. Giants (off Madison Bumgarner)...Tied his career high with 4 RBI on April 7 vs. Giants (also Aug. 29, 2014 vs. Rockies)...7 RBI in the team's first 2 games were a D-backs record, the first player with 7+ RBI in the first 2 games of the season since Baltimore's Chris Davis in 2013 (also 7)...was the first rookie with 7 RBI in first 2 team games since Detroit's Johnny Groth in 1949 (also 7)...On 15-day disabled list from April 19-June 5 with a stress reaction in left foot...played in 3 rehab games with Triple-A Reno.

2014

Named Organizational Player of the Year after hitting .327 (128-for-392) with 39 doubles, 15 homers and 84 RBI in 108 games with Double-A Mobile and Triple-A Reno...Garnered Second-Team Minor League All-Star accolades from Baseball America... Batted .230 (29-for-126) with four doubles, four home runs and 11 RBI in 37 games with Arizona...posted a .987 fielding pct. (1 E in 76 TO) in 34 games at third base...Contract was selected from Reno on Aug. 7...made his Major League debut that night vs. Royals and collected his first hit and RBI (single off Jeremy Guthrie)...was the ninth D-back to record a hit and an RBI in his Major League debut (last: John Hester on Aug. 28, 2009 vs. Astros)...Hit his first home run on Aug. 23 vs. Padres (off Andrew Cashner) and first grand slam on Aug. 29 vs. Rockies (off Adam Ottovino)... Ranked among all Minor Leaguers in extra-base hits (3rd, 59), OPS (9th, .973), RBI (11th) and total bases (17th, 222) at the time of his promotion...Named the Southern League's Most Outstanding Player after leading the league with a .318 average (119-for-374)... Was the starting third baseman for SL South Division All-Star Team...also garnered Organizational Player of the Month honors for July after hitting .330 with 7 doubles, 3 home runs and 16 RBI... SL Hitter of the Week for June 9-15 (.476 with 2 home runs and 11 RBI)... Entered the season rated as the club's No. 9 Prospect by MLB.com, the No. 10 Prospect by Baseball America, and possessing the Best Strike Zone Discipline.

2013



Spent the majority of the season with Single-A Visalia, hitting .303 (70-for-231) with 20 doubles, 13 homeruns and 47 RBI in 64 games...also appeared in 5 rehab games with Rookie AZL D-backs...California League midseason All-Star Team selection... Earned CL Player of the Week honors for April 29-May 6...Played with Salt River in the Arizona Fall League and batted .299 (23-for-77) with 6 doubles, 1 home run and 7 RBI...named to the AFL Top Prospect Team...Entered the season ranked by Baseball America as having the Best Infield Arm in the D-backs' system.

2012

Made his professional debut with Advanced Rookie Missoula and batted .329 (92-for-280) with 22 doubles, 9 home runs and 57 RBI in 67 games...Ranked among Pioneer League leaders in hits (T-2nd), doubles (3rd), RBI (T-4th), slugging pct. (5th, .539), OPS (7th, .930), homers (T-7th) and average (T-8th)...Named PL Player of the Week for Aug. 27-Sept. 3.

PERSONAL

Attended the University of Washington...earned honorable mention All-Pac 12 in 2010-12 and Freshman All-American honors by Collegiate Baseball in 2010...In 2018, partnered with Washington to create a new charity program, "Jake's Corner," which provides opportunities for local groups to attend Husky baseball games free of cost...the program provides free tickets for participating groups, and in some instances transportation to and from the park...Brother, Dylan, is a junior on the University of Washington baseball team...older brother, Dan, is a youth baseball coach in the Seattle area...Father, John, was a linebacker at Whitworth University in Spokane, Wash. Grew up a big fan of the Seattle Mariners and his favorite player was Ken Griffey Jr...family had season tickets through his dad's company (second level, first-base line)... Started playing baseball at 3 years old with a plastic bat and switch hit until he was 9, until he realized Griffey Jr. only hit left-handed.



Career Batting Record

Year	Team	AVG	G	AB	R	H	2B	3B	HR	RBI	SH	SF	HBP	BB	SO	SB	CS	OBP	SLG	E
2012	Missoula	.329	67	280	47	92	22	5	9	57	0	4	7	24	51	8	2	.390	.539	7
2013	ACL Diamondbacks	.294	5	17	4	5	2	0	0	5	0	1	1	2	5	0	0	.381	.412	2
	Visalia	.303	64	231	44	70	20	0	13	47	0	2	2	48	70	0	0	.424	.558	12
2014	Mobile	.321	103	374	60	120	36	5	14	79	0	9	6	50	100	1	0	.401	.556	11
	Reno	.500	5	18	3	9	4	0	1	5	0	0	0	3	4	2	0	.571	.889	0
	ARIZONA	.230	37	126	15	29	4	1	4	11	0	1	0	6	37	1	1	.263	.373	1
2015	Reno	.364	3	11	0	4	1	0	0	0	0	0	0	4	1	0	0	.533	.455	1
	ARIZONA	.263	107	350	38	92	15	5	6	34	0	3	1	36	97	3	2	.331	.386	7
2016	ARIZONA	.249	151	523	81	130	31	9	29	91	0	4	3	64	154	6	1	.332	.509	20
2017	ARIZONA	.248	149	536	89	133	30	4	30	105	0	5	7	87	152	6	4	.357	.487	14
2018	Visalia	.182	3	11	2	2	2	0	0	0	0	0	0	3	0	0	0	.182	.364	0
	ARIZONA	.222	56	207	34	46	8	0	6	31	0	4	1	26	65	1	2	.307	.348	3
2019	Reno	.179	12	39	5	7	2	0	1	7	0	0	0	7	12	0	0	.304	.308	0
	ARIZONA	.193	78	187	26	36	8	2	6	30	0	2	5	32	55	1	0	.323	.353	2
2020	OAKLAND	.267	13	45	5	12	4	0	3	9	0	0	2	0	0	0	0	.327	.556	1
	ARIZONA	.116	18	43	2	5	1	0	0	1	0	0	1	6	17	0	1	.240	.140	0
2021	Columbus	.246	16	61	6	15	5	0	3	8	0	0	0	8	15	0	0	.333	.475	1
	CHICAGO-AL	.212	43	113	20	24	2	0	6	13	0	0	1	17	38	0	0	.321	.389	0
	TORONTO	.129	12	31	5	4	2	0	1	6	0	2	1	5	13	0	0	.256	.290	1
Major League - 8 years		.236	664	2161	315	511	105	21	91	331	0	21	22	281	636	18	11	.328	.431	50
Minor League - 7 years		.311	278	1042	171	324	94	10	41	210	0	16	16	146	261	11	2	.398	.538	23

Career Single-Game Bests

Most Hits: 3, (115x), last, August 13, 2017 vs. CHC

Most RBI: 6, July 20, 2017 at OIN

Most Home Runs: 2, (4x), last, August 8, 2017 vs. LAD

Most Runs Scored: 3, (4x), last, July 7, 2018 vs. SD

Most Stolen Bases: 1, (18x), last, September 8, 2019 at BAL

Most Walks: 3, (5x), last, April 7, 2021 at SEA

Longest Hitting Streak: 10 games, April 15-26, 2017

Grand Slams: 2, last, August 8, 2017 vs. LAD

Career Fielding Record

Position	PCT	G	PO	A	E	TC	DP
First Base	.993	47	246	22	2	270	29
Third Base	.963	533	300	944	48	1292	67
Left Field	1.000	16	15	0	0	15	0
Right Field	1.000	9	10	0	0	10	0

Career Transactions

- June 8, 2010: Drafted by the Cleveland Indians in the 3rd round of the 2010 amateur draft. Player signed August 16, 2010.
- February 18, 2016: Selected off waivers by the Colorado Rockies from the Cleveland Indians.
- February 11, 2021: Signed as a Free Agent with the Pittsburgh Pirates.
- March 31, 2021: Signed as a Free Agent with the Chicago Cubs.
- August 9, 2021: Signed as a Free Agent with the Los Angeles Dodgers.

Injured List

- May 3 - 12, 2017 (concussion)

TM



Jason
MARTIN

OF | 57

@_JM55

Bats: Left **Throws:** Right

Height: 5-9 **Weight:** 185

Opening Day Age: 26

Born: September 5, 1995 in Corona, CA

Resides: Corona, CA

Acquired: Drafted in the fifth round of the 2018 First-Year Player Draft

ML Debut: April 6, 2019

ML Service: 1.077

Career Highlights

- * Southern California native looks to his ninth professional season owning a career .267/.341/.444 slashline with 428 runs, 138 doubles, 81 home runs, and 370 in 720 minor league games
- * Made his Major League debut on April 6, 2019 against Cincinnati with the Pirates, starting the game in left field and singling off Tanner Roark in his first at-bat...became the first Pirates player to make his debut as the leadoff batter since Starling Marte in 2012
- * Blasted his first big league home run on June 12, 2021 at Dodger Stadium with a shot to right center field off Andy Burns
- * Across 85 big league games, the outfielder owns a .206/.260/.328 career slashline with five double, six home runs, and 19 RBI...has played 54 games in left field (41 GS), ten games in center field (8 GS), and three in right field for a cumulative .982 fielding percentage
- * Had surgery on his left shoulder on Oct. 18, 2019 after dislocating his left shoulder on Sept. 3 against Miami in a play at the plate in the eighth inning...was performed by Dr. Chris Ahmed
- * Was named a MiLB Organizational All-Star in the Pittsburgh organization in 2018 and also named as a Baseball American Double-A All-Star in the same season...has previously been named Texas League player of the week for July 17-23, 2017 with Double-A Corpus Christi and also named California League player of the week for May 23 - 29, 2016 with Single-A Lancaster
- * Selected in the eighth round of the 2013 First-Year Player Draft by the Houston Astros

Year-by-Year

- 2021**
- * Appeared in 58 games with the Texas Rangers across four stints and played in 39 games for Triple-A Round Rock...signed with the Texas Rangers as a free agent in the off season
 - * With the Rangers, batted .208 (30-for-144) with a .248 on-base percentage and .354 slugging percentage...tallied three doubles, six home runs, and 17 RBI, all Major League career-highs
 - * Blasted his first big league home run on June 12 at Dodger Stadium with a shot to right center field off Andy Burns
 - * Swung the bat well on the road, averaging .218 (17-for-78) with 11 RBI compared to a .197 average (13-for-66) with six RBI during home games
 - * In 39 games with Triple-A Round Rock, he batted .248/.388/.543 with four doubles, two triples, ten home runs, and 27 RBI...played 15 games in left field (14 GS), 11 games in center field (11 GS), and nine games in right field (8 GS)
- Boosted his numbers after the All-Star break, batting .228/.248/.406 with five home runs and 13 RBI compared to a .163/.250/.233 slashline with one homer and four RBI before the Midsummer Classic...hit right-handed pitching well in the Majors, batting .243 (26-for-107) in 47 games with six home runs and 17 RBI...was a consistent bat with runners in scoring position, tallying a .226 average (7-for-31)...was even keeled against both starting pitching and relief pitching, slashing .210/.235/.346 with three home runs and nine RBI vs. .206/.265/.365 with three home runs and eight RBI respectively...

- 2020**
- * Spent majority of the season at the Pirates' Alternate Training Site, but appeared in seven games with Pittsburgh over four different stints (July 24-26; August 28-31; Sept. 6-14; Sept. 18) while starting three games in center field
 - * Scored the winning run as a pinch runner in walk-off victory on Sept. 8 vs. Chicago (AL) but was later placed on the 10-day injured list on Sept. 21 with an upper back strain
 - * Was outrighted off PIT's 40-man roster on Oct. 30 and became a free agent on Nov. 2

2019

- * Played in 20 games with Pittsburgh over three stints, seeing his first Major League action of his career...made seven starts in left field and two in center field
- * Was recalled from Triple-A Indianapolis on April 5 and made his Major League debut as the leadoff batter and starter in left field one day later on April 6 vs. CIN...singled off Tanner Roark in first at-bat for his first big league hit...became the first Pirates player to make his debut as the leadoff batter since Starling Marte in 2012
- * Played 101 games with Triple-A Indianapolis throughout the season, averaging .259 (96-for-101) with 25 doubles, five triples, eight home runs, and 27 RBI...made 91 starts in center field and three in left field and was T-9th in the International League in triples (5)
- * Was also with PIT from June 22-26 and recalled again on Sept. 3...walked as a pinch hitter on Sept. 3 vs. Miami and suffered a left shoulder dislocation at a play at the plate in the eighth inning (scored a run while the opposing pitcher Jarlin Garcia fell on him while making the tag)...was placed on the 60-day injured list on Sept. 8
- * Had surgery on his left shoulder on Oct. 18 performed by Dr. Chris Ahmed
- * Ranked as PIT's No. 10 prospect by Baseball America and No. 11 prospect by MLB.com prior to start of season

2018

- * Combined to bat .274 with 13 homers and 55 RBI in 127 games between Double-A Altoona (AA) and Triple-A Indianapolis in his first season as a Pittsburgh farmhand
- * Set minor league career highs in games and 3B (8)...opened at Double-A Altoona with 62 starts in center field and six in left field
- * Doubled in five straight games from April 21 – 27...was named Eastern League player of the week for May 7 - 13 after hitting .522 with two homers and eight RBI in six games
- * Had a team-best 17-game on-base streak from May 26 to June 14...was batting .325, fifth best in the EL when promoted to Indianapolis on 6/28
- * Produced a .314 average in his first 24 Triple-A games through July 27...hit .142 in final 35 contests
- * Was named a MiLB Organizational All-Star in the Pittsburgh organization and also named as a Baseball American Double-A All-Star

2017

- * Hit .278 with 35 doubles, 18 home runs and 66 RBI in 125 games between Single-A Buies Creek and Double-A Corpus Christi in his final season in Houston's farm system
- * Set career highs in hits (132), doubles and total bases (231) and played majority of the season in left field with the two clubs
- * Started with Buies Creek and homered three times on May 7 at Myrtle Beach and was promoted to Corpus Christi on May 30
- * Had a 14-game hitting streak from June 6 – 21...was named Texas League player of the week for July 17-23

2016

- * Was promoted to Single-A Lancaster where he spent the entire campaign, matching his career-best in average at .270 (108-for-400) in 110 games
- * Ranked among the California League leaders in home runs (T-3rd, 23), slugging (6th, .533), and total bases (7th, 213)...set career highs in home runs, RBI (75) and stolen bases (20)...was named California League player of the week for May 23 - 29
- * Played in 11 games with Glendale during the Arizona Fall League

2015

- * Played all season with Single-A Quad Cities, batting .270/.346/.396 with 12 doubles, seven triples, and eight home runs...started 82 games in left field and nine in center field
- * Hit .315 with six home runs and 22 RBI in 43-game stretch, May 30 – July 21...was named team player for the month of June

2014

- * Hit .257 in 63 combined games at Rookie-level Greeneville and Single-A Tri-City...was named Greeneville's team MVP and player of the month for July
- * Had a 16-game hitting streak, July 3 – 21 and was promoted to Tri-City on August 9
- * Hit his first professional home run on August 12 against Hudson Valley

2013

- * Spent his first professional season in the Gulf Coast League with Rookie-level Astros...slashed .251/.357/.341 in 50 games, scoring 35 runs with eight doubles, four triples, and 17 RBI
- * Tied for fourth in the Gulf Coast League in runs (35) and reached base safely in 19 straight games, June 22- July 17

Personal

Jason Arthur Martin...married to wife Nalecia...played baseball and football at Orange Lutheran High School (CA) and graduated in 2013...committed to play baseball at Long Beach State before signing with the Astros

Career Batting Record

Year	Team	AVG	G	AB	R	H	2B	3B	HR	RBI	SH	SF	HP	BB	SO	SB	CS	OBP	SLG	E
2013	GCL Astros	.251	50	179	35	45	8	4	0	17	4	1	1	29	31	11	7	.357	.341	1
2014	Greeneville	.274	42	164	32	45	1	6	0	21	2	2	0	24	30	8	6	.363	.415	1
	Tri-City	.222	21	81	7	18	3	1	1	2	2	0	0	7	13	5	3	.284	.321	0
2015	Quad Cities	.270	105	396	65	107	12	7	8	57	12	4	1	47	74	14	15	.346	.396	2
2016	Lansing	.270	110	400	74	108	22	7	23	75	0	5	2	55	108	20	12	.357	.533	4
2017	Bales Creek	.287	46	174	34	50	11	2	7	29	0	4	0	20	42	9	5	.364	.494	1
	Corpus Christi	.273	79	300	38	82	24	3	11	37	0	0	1	19	82	7	6	.319	.483	1
2018	Altoona	.325	68	255	49	83	13	5	9	34	3	2	1	28	61	7	8	.392	.522	2
	Indianapolis	.211	59	213	20	45	5	3	4	21	4	0	0	17	52	5	4	.270	.319	0
2019	Indianapolis	.259	101	370	47	96	25	5	8	50	2	4	1	29	79	9	6	.312	.419	3
	PITTSBURGH	.250	20	36	5	9	2	0	0	2	0	0	0	4	10	2	0	.325	.306	1
2020	PITTSBURGH	.000	7	9	2	0	0	0	0	0	0	0	0	2	4	0	0	.182	.000	0
2021	Round Rock	.248	39	129	27	32	4	2	10	27	1	1	2	28	34	2	3	.388	.543	2
	TEXAS	.208	58	144	14	30	3	0	6	17	1	1	0	8	41	3	1	.248	.354	1
Major League - 3 years		.206	85	189	21	39	5	0	6	19	1	1	0	14	55	5	1	.260	.328	2
Minor League - 9 years		.267	720	2661	428	711	138	45	81	370	30	23	9	303	606	97	75	.341	.444	17

Career Single-Game Bests

Most Hits: 2, (10x), last, April 7, 2019 vs. CIN

Most RBI: 4, August 19, 2021 vs. SEA Most Walks: 2, July 10, 2021 vs. OAK

Most Home Runs: 1, (6x), last, June 12, 2021 at LAD

Most Runs Scored: 2, August 10, 2021 at SEA

Most Stolen Bases: 1, (5x), last, Sept. 12, 2021 at OAK

Longest Hitting Streak: 4 games, (2x), last, August 23-29, 2021

Grand Slams: ---

Career Fielding Record

Position	PCT	G	PO	A	E	TC	DP
Left Field		.989	54	91	0	1	92
Center Field		.958	10	23	0	1	24
Right Field		1.000	3	1	0	0	1

Career Transactions

- June 7, 2013: Drafted by the Houston Astros in the 8th round of the 2013 amateur draft. Player signed June 12, 2013.
- January 13, 2018: Traded by the Houston Astros with Michael Feliz, Colin Moran and Joe Musgrove to the Pittsburgh Pirates for Gerrit Cole.
- December 14, 2020: Signed as a Free Agent with the Texas Rangers.

Injured List

- Sept. 21-28, 2020 (upper back strain)



Reyes

MORONTA

RHP | 75

@Dodgers

Bats: Right **Throws:** Right

Height: 5-10 **Weight:** 235

Opening Day Age: 29

Born: January 6, 1993 in Santiago, Dominican Republic

Resides: Santiago, Dominican Republic

Acquired: Signed Minor League Contract on March 12, 2022

ML Service: 4.000

ML Debut: September 5, 2017

Career Highlights

- * Right-hander from Santiago looks to his fifth professional season and first year as a Dodger...signed a minor league contract with the club in March 2022
- * In four Major League seasons, he's posted a 8-9 record with a 2.65 ERA in 136 career games with San Francisco...did not pitch in 2020 due to a strained right shoulder
- * In 2019, posted an 11.1 strikeout per nine innings, the highest of his career along with a 5.24 walk per nine innings, also the highest of his career
- * Registered a ML career-best five strikeouts in 2019 on the road against San Diego in 2.0 scoreless innings, allowing one hit and clamped opponents to a .143 average
- * In 2018, set the Giants record for fewest hits per 9.0 innings (4.71), with a minimum of 50.0 IP...prior to him, Steve Reed had the fewest hits allowed per 9.0 innings in 1998 (4.90) (Baseball Info Solutions)
- * Made his Major League debut on Sept. 5, 2017 at Colorado and allowed one run in 0.2 of an inning...struck out 11 batters in 6.2 innings of work (14.85 strikeouts per 9.0 innings) and notched his first career strikeout in the same contest
- * Signed with the San Francisco Giants as an international free agent in September 2010

Year-By-Year

2021

- * Appeared in just four games last year in the big leagues in April...posted a 0-0 record with a 2.25 ERA (1ER/4.0 IP) with the Giants along with two punchouts, three walks and wrestled batters to a .231 average
- * His only two strikeouts in the Major Leagues last year came on April 10 at home against Colorado in 1.0 innings
- * Spent the rest of his time in the minors with Triple-A Sacramento...took the mound in 24 games and went 0-2 with a 11.00 ERA (18.0 IP/22 ER)...struck out 19 batters and walked 26 with a 2.67 WHIP

2020

- * Did not play, as he was recovering from a right shoulder strain he suffered in 2019 but did train at the Alternate Training Site in Sacramento.

2019

- * His second full season in a Giants uniform was cut short due to a right shoulder strain suffered at the end of August...went 3-7 with a 2.86 ERA (18 ER/56.2 IP) along with 70 strikeouts and 33 walks in 56 relief appearances prior to the injury
- * Made his second consecutive Opening Day roster with the Giants...made his season debut March 30 at SD
- * Did not allow a run in ten appearances during June (9.1IP) and did not allow a run in a season-best 12 appearances spanning 12.1 innings from May 26-June 29
- * Had a 4.15 ERA in 11 games during August before being sidelined with his season-ending injury on August 31...forced to leave the game on August 31 vs. San Diego in the 6th inning with an acute right shoulder strain

Summoned to relieve starter Logan Webb with a runner on second base and two outs in a 1-1 game, but he immediately fell to the ground after throwing a 2-0 fastball to Luis Urias, prompting team athletic trainer Anthony Reyes and manager Bruce Bochy to rush out from the dugout...appeared to be in significant pain, lying on the ground for a few minutes before walking off the field with Reyes clutching Moronta's right arm...placed on the 60-day injured list on September 4 with a right shoulder

strain...underwent season-ending surgery on September 10 performed by Dr. Neal ElAttrache in Los Angeles to address his injured labrum and capsule

2018

* Went 5-2 with a 2.49 ERA (18 ER/65.0 IP) in 69 games for the Giants...his 69 appearances ranked as the second-most by a Giants rookie pitcher in SF-era history (Elias Sosa, 1973, 71 G)

* Made his first career Opening Day roster...was originally optioned to Triple-A on March 12, but was later added back to the roster for the Bay Bridge Series against the A's at the end of spring due to SF's injuries

* Limited opponents to .154 average, the third-lowest figure among NL relievers (Hader, .132, Doolittle, .135)...his 41 inherited runners led SF and ranked as the eighth-most in the NL...allowed just nine of his last 41 IR to score (22%), the seventh-lowest figure in the National League

* First batters faced were just 2-for-55 (.036) against him...allowed 13 walks to his first batters faced...opponents were 0-for-10 off him with the bases loaded

2017

* Split his seventh professional campaign between Double-A Richmond and Triple-A Sacramento and was also a Sept. call up for San Francisco

* Appeared in 19 games with Double-A Richmond, posting a 4.00 ERA with five saves...made 13 appearances with Triple-A Sacramento, posting a 3-0 record with a 2.12 ERA (4 ER/17.0 IP).

* Recalled from Triple-A Sacramento Sept. 5 and allowed two runs in 6.2 innings, covering seven games...was recalled twice...was on SF's roster on May 10, but did not appear in the game

2016

* Struck out 93 batters over 59.0 innings with Single-A San Jose, putting up a 2.59 ERA and notching 14 saves in 18 chances.

* Was named to the mid-season California League All-Star team...led the league in appearances and finished tied for third with 14 saves.

* Recorded 13 out of his 14 saves in the second half of the season...added to the Giants' 40-man roster over the winter

2015

* Spent the entire season pitching out of the Augusta (A) bullpen...led the GreenJackets with 12 saves and was 1-7 with a 5.73 ERA (10 ER/19.1IP) in 42 relief appearances

* Appeared in 42 games in the minors, saving one and held opponents to a .281 average and struck out 64

2014

Led the the AZL Giants with five saves and earned a 0-1 record with a 4.66 ERA (10 ER/19.1IP)...struck out 30 batters and walked 11

2013

Worked as a starting pitcher for Single-A Salem-Keizer (short-season)...posted a 2-2 record with a 4.93 ERA (12 ER/21.2 IP), 22 punchouts, eight walks and a 1.48 WHIP in six games (6 GS)

2012

Spent the entire season with GIA in the Arizona League, appearing in 17 games for a 3-0 record and a 3.06 ERA (6 ER/17.2 IP) with 18 strikeouts and a 1.42 WHIP

2011

Went 1-1 with a 2.13 ERA (10 ER/42.1IP) in 14 games with the GSI in the Dominican League where he struck out 36...held opponents to a .195 average

Personal

Reyes Armando Moronta was born and raised in a town of 700 people called Quinigua in the Villa González district of the Santiago Province of the Dominican Republic...married Ivelka Felin in January 2020...during off days he enjoys playing billiards, listening to music, playing dominos, spending time with family and he loves taking nature walks...signed with the San Francisco Giants as an international free agent in Sept. 2010 at 17 years old.

Career Pitching Record

Year	Team	W-L	ERA	G	GS	CG	SHO	SV	IP	H	R	ER	HR	HB	BB	SO	WP	BK	AVG
2011	DSL Giants	1-1	2.13	14	0	0	0	5	42.1	30	11	10	3	5	13	36	2	2	.195
2012	ACL Giants	3-0	3.06	17	0	0	0	1	17.2	16	9	6	2	0	9	18	2	0	.242
2013	Salem-Kinzner	2-2	4.98	6	6	0	0	0	21.2	24	15	12	2	2	8	22	1	1	.279
2014	ACL Giants	0-1	4.66	20	0	0	0	0	19.1	16	12	10	1	2	11	30	1	1	.222
2015	Augusta	1-7	5.73	42	0	0	0	12	48.2	56	32	31	1	1	23	64	8	0	.281
2016	San Jose	0-3	2.59	60	0	0	0	14	59.0	43	20	17	7	1	20	93	6	0	.195
2017	ACL Giants	0-0	0.00	2	0	0	0	0	2.0	0	0	0	0	0	0	4	0	0	.000
	Richmond	0-1	4.00	19	0	0	0	5	18.0	15	9	8	1	0	12	26	2	0	.217
	SAN FRANCISCO	0-0	2.70	7	0	0	0	0	6.2	6	2	2	1	0	3	11	0	0	.231
2018	SAN FRANCISCO	5-2	2.49	69	0	0	0	1	65.0	34	20	18	4	0	37	79	5	0	.154
2019	SAN FRANCISCO	3-7	2.86	56	0	0	0	0	56.2	41	19	18	4	3	33	70	3	0	.197
2021	Sacramento	0-2	11.00	24	2	0	0	0	18.0	22	23	22	3	0	26	19	2	0	.319
	SAN FRANCISCO	0-0	2.25	4	0	0	0	0	4.0	1	1	1	1	0	0	2	0	0	.077
Major League - 4 years		8-9	2.65	136	0	0	0	1	132.1	82	42	39	10	3	73	162	8	0	.175
Minor League-8 years		10-17	4.10	217	8	0	0	42	263.2	235	135	120	21	11	130	329	24	4	.234

Career Single-Game Bests

Low-Hit Complete Game:	---	Most Strikeouts:	10, August 16, 2014 at Tampa Bay
Most Innings Pitched Starter:	---	Most Walks:	4, (3x), last, April 19, 2016 vs. DET
Most Innings Pitched Reliever:	2.0, (14x), last, July 6, 2019 vs. STL	Longest Winning Streak:	3 games, June 23 - July 6, 2018
Most Earned Runs Allowed:	8, April 24, 2015 vs. CLE	Longest Losing Streak:	3 games, July 13-August 21, 2019

Career Fielding Record

Position	PCT	G	PO	A	E	TC	DP
Pitcher	.861	217	13	18	5	36	1

Career Transactions

- September 16, 2010: Signed by the San Francisco Giants as an amateur free agent.
- March 12, 2022: Signed as a free agent by the Los Angeles Dodgers

Injured List

- September 4 - November 4, 2019 (right shoulder strain)
- February 12 - November 11, 2020 (right shoulder strain)
- April 11 - August 18, 2021 (right flexor strain)





Ryan
NODA

OF | 93

@ryannoda

Bats: Left **Throws:** Left

Height: 6-3 **Weight:** 235

Opening Day Age: 25

Born: March 30, 1996 in Waukegan, IL

Resides: Waukegan, IL

Acquired: Traded from Toronto with Kendall Williams in exchange for Ross Stripling

Career Highlights

- * The 25-year old outfielder looks to his second big league camp and fifth professional season
- * Owns a career .266/.411/.490 slashline with .901 OPS over 420 minor league games...has smashed 84 doubles, nine triples, 69 home runs, 271 RBI, and 38 stolen bases
- * Was invited to Spring Training with the Blue Jays as a non-roster invitee in 2021 before getting traded to the Dodgers on February 23 as the player to be named later with the trade involving Ross Stripling and Kendall Williams
- * Spent his 2019 campaign with Advanced-A Dunedin and kept a .790 OPS while playing 49 games at first base, 30 games in left field and 23 games in right...was named a Florida State League Post-Season All-Star
- * Took Appalachian League Player of the Year honors in 2017 as he batted .364 with 28 extra-base hits and 59 walks for a .507 on-base percentage and a 1.082 OPS
- * Named a 2017 Post-Season All-Star, MiLB.com Organizational All-Star and a Baseball America Rookie All-Star
- * Claimed two Player of the Week awards in 2018 as he played all 124 games for Class-A Lansing...hit .256 with 20 home runs, 80 RBI and a 109BB/135K ratio (.421 OBP)
- * Drafted in the 15th round of the 2017 First-Year Player Draft by the Toronto Blue Jays

Year-By-Year

2021

- * Was invited to Spring Training with the Blue Jays as a non-roster invitee to start the year before getting traded to the Dodgers on February 23
- * Spent 113 games with Double-A Tulsa, slashing .250/.383/.521 with a .904 OPS...hit 15 doubles, 29 home runs (career high), and 78 RBI
- * The lefty fielding a .977 fielding percentage, spending 47 games at first base, 44 games in left field, and two games in right field...made just six errors over 113 games
- * Was great on both side of the ball, hitting .213 (20-for-94) against lefties and .262 (76-for-290) against righties...similarly hit evenly against starters and relievers, totaling .237 (45-for-190) and .263 (51-for-194) respectively
- * Had an eight game hitting streak from Sept. 10 - Sept. 18, going 15-for-34 with three home runs 11 RBI

Continues to be dependable in bases loaded situations, averaging .300 (3-for-10) and averaging .262 (28-for-107) with runners in scoring position...totaled five RBI in two different games, both against Northwest Arkansas on July 25 and August 17, going 5-for-8 with three runs and two homers during the contests...notched two multi-homer games, occurring on May 18 vs. Wichita and May 26 at Arkansas, just eight days apart...totaled five or more bases in 17 of his games, tallying eight on both May 18 vs. Wichita and on May 26 at Arkansas

2020

- * Did not participate in the 2020 season after the minor league season was cancelled

2019

- * Spent the year with Advanced-A Dunedin, averaging .238 (90-for-378) over 117 contests with 27 doubles, 74 RBI, and 14 stolen bases, matching his 2018 total in snagged bags
- * Totaled a .372 on-base percentage and .418 slugging percentage, with his at-home slashline standing at .257/.394/.480
- * Committed just five errors all season long in 469 total chances, playing games at first base (49 G), left field (30 G), and right

field (23 G)

* Earned a spot on the Florida State League Post-Season All-Star team with Advanced-A Dunedin

April was his offensively best month, averaging .293 (24-for-82) with 13 runs and six doubles...hit .278 (47-for-169) against relievers...tallied 19 multi-hit games...tied his career-best five RBI on May 15 vs. Jupiter, hitting a grand slam...stole two bases in games on April 4 vs. Clearwater (season opener) and August 9 at Bradenton

2018

* Played the entire season with Lancaster, appearing in 124 games and batting .256/.421/.484 with a .905 OPS

* Continued his success at the plate, scoring a career-high 78 runs and tallied 24 doubles, four triples, 20 home runs, and 80 RBI...averaged .300 (3-for-10) in bases loaded situations

* Was versatile in the field, appearing at first base for 60 games and playing every outfield position: left field (28 G), center field (4 G), and right field (26 G)

* Earned two MID Player of the Week distinctions, both occurring in June

Earned a .257 average (52-for-202) during home games and a .254 average (51-for-201) in away games...racked up 16 home runs and 61 RBI during night games compared to four home runs and 19 RBI during day games...had his most productive offensive month in June, batting .350/.419/.763 with a 1.182 OPS for nine home runs and 27 RBI...had three hits in seven separate contests, totaling four doubles, four home runs, and 15 RBI

2017

* Made his professional debut with Rookie-Level Bluefield Blue Jays with the Toronto Blue Jays organization

* Slashed .364/.507/.575 with a 1.082 OPS in 66 games, totaling 18 doubles, three triples, seven home runs, and 39 RBI...struck out 60 times and walked 59

* Played multiple positions throughout the year: first base (49 G), left field (1 G), center field (1 G), and right field (10 G)...committed just five errors on 455 total chances

* Hit well in both home and away contests, averaging .358 (34-for-95) with 19 RBI at home and .370 (44-for-119) and 20 RBI in away games

* Racked up the accolades in 2017, including being named Appalachian League Player of the Week on July 9, Appalachian League Player of the Month in July, Appalachian League Player of the Year, Appalachian League Post-Season All-Star, Baseball America Rookie All-Star, and also MiLB.com Organization All-Star

Had his best month in July, posting a .444/.580/.689 slashline with nine doubles and 15 RBI...was even keeled against both lefties and righties, posting a .310/.508/.429 slashline and .378/.507/.610 slashline respectively...was incredibly dependable in bases loaded situations, going 2-for-3 with 9 RBI for a .667 average...was also productive with runners in scoring position, averaging .345 (19-for-55) across 41 games

2022 Personal

Ryan Anthony Noda...went to high school at Grant Community in his hometown of Fox Lake, IL...Named All-Conference, All-Area and All-State in 2014...attended the University of Cincinnati and kept an .800 OPS while recording 22 home runs and 96 RBI in 167 games...missed only one game over three seasons.

Career Batting Record

Year	Team	A/G	G	AB	R	H	2B	3B	HR	RBI	SH	SF	HP	BB	SO	SB	CS	OBP	SLG	E
2017	Bluefield	.364	66	214	62	78	18	3	7	39	0	0	3	59	60	7	4	.507	.575	5
2018	Lansing	.256	124	403	74	103	24	4	20	80	0	5	10	109	135	14	4	.421	.484	7
2019	Dunedin	.238	117	378	62	90	27	1	13	74	1	6	10	74	138	14	2	.372	.418	3
2021	Tulsa	.250	113	384	73	96	15	1	29	78	0	5	12	74	127	3	1	.383	.521	6
Minor League- 4 years		.266	420	1379	275	367	84	9	69	271	1	16	35	316	460	38	11	.411	.490	21

Career Transactions

- June 10, 2017: Drafted in the 15th round of the 2017 First Year Player Draft out of the University of Cincinnati
- February 24, 2021: Traded to Los Angeles in exchange for RHP Ross Stripling

Injured List

- No Injuries at the Major League Level



Andy PAGES

OF | 90

@andy_pages_abreu_18

Bats: Right **Throws:** Right

Height: 6-1 **Weight:** 180

Opening Day Age: 21

Born: December 8, 2000 in La Habana, Cuba

Resides: Bonao, Dominican Republic

Acquired: Signed as an international free agent on March 1, 2018

Career Highlights

- * 21 year-old outfielder enters his second big league camp just four years after joining the professional ranks
- * Set career-highs in homers (31), RBI (88), hits (116) and doubles (25)
- * Earned All-Star selections in all three of his professional seasons, combining to post a .267/395/555/950 slashline in 235 career games in Rookie ball with the DSL Dodgers, AZL Dodgers, Ogden and Great Lakes
- * Selected as a mid-season Rookie-advanced Pioneer League All-Star and named to Baseball America's Rookie-level and Post-season All-Star teams in 2019, batting .298 with 19 homers and 55 RBI in 63 games with Ogden...led the PL with 22 doubles ranked among the league leaders in average (9th), OBP (.398, 7th), SLG (.651, 2nd), OPS (1.049, 4th), homers (19, 2nd), RBI (55, 2nd) and runs (57, T-1st)
- * Named a Dominican Summer League All-Star in his first professional season in 2018, batting .236 with a .393 OBP, a .486 SLG, nine homers and 33 RBI in 42 games with the DSL Dodgers before joining the AZL Dodgers late in the campaign
- * Is ranked the No. 100 prospect by MLB.com --- fifth overall in the Dodgers organization
- * Signed by the Dodgers as an international free agent on March 1, 2018

Year-By-Year

2021

- * Spent the full season with Advanced-A Great Lakes, hitting .265 with 25 doubles, 31 homers and 88 RBI
- * Led High-A Central in homers, RBI, OPS (.933), SLG (.538), XHB (57) and Total Bases (236)
- * He was selected as a post-season High-A Central all-star and he was also named Most Valuable Player and Top Prospect of the league

Recorded four multi-homer games for Great Lakes while recording 5+ homers in each of the five months of the season... launched 11 homers with 23 RBI in the month of June...hit safely in 20 of the 26 games in the month of June, while scoring 26 runs in 26 games...finished the month of September with a season-best .322 batting average and five homers and 13 RBI

2020

- * Did not participate in the 2020 season after the minor league season was cancelled

Personal

Andy Pages...signed by the Dodgers an international free agent on March 1, 2018.

Career Batting Record

Year	Team	AVG	G	AB	R	H	2B	3B	HR	RBI	SH	SF	HBP	BB	SO	SB	CS	OBP	SLG	E
2018	AZL Dodgers	.192	10	26	5	5	1	0	1	3	0	0	2	6	4	1	1	.382	.346	0
	DSL Dodgers	.236	42	140	34	33	8	0	9	33	0	1	14	23	31	9	6	.393	.486	2
2019	Ogden	.298	63	235	57	70	22	2	19	55	0	3	15	26	79	7	6	.398	.651	5
2021	Great Lakes	.265	120	438	96	116	25	1	31	88	0	4	19	77	132	6	3	.394	.539	10
Minor League-3 years		.267	235	839	192	224	56	3	60	179	0	8	50	132	246	23	16	.395	.555	17

Career Transactions

- March 1, 2018: Signed as a minor league free agent

Injured List

- Has not been on the injured list in the Major Leagues



Ryan PEPIOT

RHP | 89

@rpepiot10

Bats: Right **Throws:** Right

Height: 6-3 **Weight:** 205

Opening Day Age: 25

Born: August 21, 1997 in Indianapolis, IN

Resides: Westfield, IN

Acquired: Drafted in the third round of the 2019 First Year Player Draft out of Butler University

Career Highlights

- * The Indiana native enters his third full season with the Dodgers organization after posting a 4.62 ERA (52 ER/101.1 IP) with 127 strikeouts in 26 combined games (22 starts) with the Double-A Tulsa and Triple-A Oklahoma City last season
- * Owns a collective 5-9 record across 39 games (32 starts) in the minor leagues, tallying 158 strikeouts against just 60 walks with a 4.11 ERA (57 ER/124.2 IP)
- * Selected as the Double-A Pitcher of the Week for the week of June 27 with the Tulsa Drillers
- * Earned his first professional win on June 23, 2021 with Double-A Tulsa, tossing 6.0 scoreless frames against Springfield with six strikeouts
- * Recorded his first professional strikeout in his debut on July 1, 2019 against the AZL Cubs, sitting down Raymond Pena, followed by Ezequiel Pagan and Pedro Martinez
- * Ranks 99th amongst minor league prospects according to Baseball America ahead of the 2022 season
- * Pitched three collegiate seasons with Butler, where he went 14-8 with a 3.61 ERA (88 ER/219.1 IP) ... broke the career strikeout record at BU (306) and the single-season record (126) as a junior in 2019
- * Became highest the draft pick in Butler University history after being selected by the Dodgers in the third round of 2019 First-Year Player Draft by the Dodgers

Year-By-Year

2021

- * Split his time between Double-A Tulsa and Triple-A Oklahoma City, posting a combined 5-9 record across 26 games (22 starts) with a 4.62 ERA (52 ER/101.1 IP)
- * Earned his first professional win on June 23 with Double-A Tulsa, tossing 6.0 scoreless frames against Springfield with six strikeouts
- * Collected three straight wins from June 23 – July 4, allowing just three earned runs over 17.0 innings with 20 strikeouts and just three walks
- * Excelled during home games, posting a 3-0 mark across eight games (six games) and keeping the opposition to a .128 average
- * Was even keeled against both left-handed and right-handed batters, keeping them to a .143 and .153 average respectively

Struck out 11 batters on July 4 against Arkansas, earning the win as he tossed seven shutout innings...recorded at least two strikeouts in each of his 26 outings...did not allow a run in six of his 26 games...earned a 11.28 strikeout-per-nine innings mark this season...invited to his first spring training as a non-roster invitee

2020

- * Spent part of the campaign at the alternate site on the USC campus

2019

Split the season between Rookie-League AZL Dodgers and Single-A Great Lakes...appeared in four games for the AZL Dodgers, going 0-0 with a 0.00 ERA (0 ER/5.0 IP) with 10 strikeouts, while making nine starts for the Great

Lakes Loons... He was assigned to Great Lakes on July 17, going 0-0 with a 2.45 ERA (5 ER/18.1IP) with 21 strikeouts

Personal

Ryan Michael Pepiot... married to Lilla Poulsen...attended Westfield High School (IN)...he was a three-sport star in high school (baseball, basketball, and a football quarterback)... drafted in the third round of the 2019 First-Year Player Draft out of Butler

Career Pitching Record

		W/L	ERA	G	GS	CG	SHO	SV	IP	H	R	ER	HR	HB	BB	SO	WP	BK	A/G
2019	AZL Dodgers	0-0	0.00	4	1	0	0	0	5.0	2	0	0	0	1	4	10	0	0	.118
	Great Lakes	0-0	2.45	9	9	0	0	0	18.1	13	6	5	0	1	9	21	0	0	.197
2021	Tulsa	3-4	2.87	15	13	0	0	0	59.2	30	19	19	7	3	26	81	4	0	.149
	Oklahoma City	2-5	7.13	11	9	0	0	0	41.2	54	41	33	12	2	21	46	6	0	.305
Minor League - 2 years		5-9	4.11	39	32	0	0	0	124.2	99	66	57	19	7	60	158	13	0	.214

Career Transactions

- June 11, 2019: Drafted in the third round of the 2019 First-Year Player Draft out of Butler University.

Injured List

- No Injuries at the Major League Level



Kevin PILLAR

OF | 37

@kpillar11

Bats: Right **Throws:** Right**Height:** 6-0 **Weight:** 200**Opening Day Age:** 33**Born:** January 4, 1989 in West Hills, CA**Resides:** West Hills, CA**Acquired:** Signed as a Free Agent on March 24, 2022**ML Service:** 7:113**ML Debut:** August 14, 2013

Career Highlights

- * Veteran center fielder enters his tenth year in the Major Leagues after signing a minor league deal with the Dodgers
- * After seven years with Toronto (2013-2019) and short-stints with San Francisco (2019), Boston (2020), Colorado (2020) and New York (NL) (2021), has posted a .260/.297/.409 slash line with 97 home runs and 391 RBI in 1,029 career games in the Majors
- * Set a new career-high with five hits on Aug. 17, 2019 with San Francisco at Arizona, going 5-for-5 with four singles and a double...became just the second Giants center fielder to have a 5-for-5 game with 3 runs scored, joining Willie Mays, who did it twice in 1958
- * Hit a two-run homer in the 10th inning on Aug. 7, 2018 vs. Boston, his first career extra-inning blast...also popped his first career Postseason home run in Game 4 of the ALDS on the road against Texas in 2015
- * Matched a regular season career-high in 2017 with an 11-game hitting streak from April 12-23 (also June 16-27, 2015)...put together a 16-game on-base streak from April 12-28 that same year, a single-season career high
- * Hit his first career walk-off home run on May 14, 2017 vs. Seattle, becoming the first Toronto CF with a walk-off HR since Vernon Wells on July 20, 2006 vs. NYY and the first Toronto leadoff hitter to do so since Reed Johnson on May 24, 2005 vs. Boston...smacked his first career grand slam on April 8 against San Diego off LHP Eric Lauer...marked the Giants' first grand slam since 2017
- * Stole 12 consecutive bases without being caught from July 21-Sept. 26, 2015...led the team with 25 stolen bases, a career-high
- * Collected three hits in Game 4 of the 2015 ALDS, becoming the first Toronto player to record three hits in a postseason game since Paul Molitor and Roberto Alomar in game six of the 1993 World Series...ranked tied for sixth in XBH in the playoffs
- * Earned Wilson Defensive Player of the Year for his efforts in CF with Toronto, the only AL player among the nine winners in 2015...also named the 2019 "Willie Mac" Award winner, an annual honor bestowed upon the most inspirational Giants player, as voted upon by Giants players, coaches, training staff, clubhouse staff, and the fans
- * Made his Major League debut on August 14, 2013 vs. Boston in a 4-3 extra innings win...mashed his first home run in the majors Aug. 24 at HOU (3R off of Peacock)
- * Drafted by the Toronto Blue Jays in the 32nd round of the 2011 MLB June Amateur Draft from California State University, Dominguez Hills (Carson, CA)

Year-By-Year

2021

* Signed a one-year deal with the Mets in 2021 and in 124 games, he posted .231/.277/.415 slashline for 11 doubles, two triples, 15 home runs, and 47 RBI along with a .692 OPS and 88 OPS+...hit nine of this 15 home runs against righties at an .225 average

* On May 17 on the road against the Braves, Pillar was struck in the face unintentionally by a 94 mph fastball tossed by Jacob Webb...the pitch resulted in a surgery to repair multiple nasal fractures...returned to ML action on May 31 without a rehab assignment

* Knocked a season-high two homers along with four RBI on June 9 on the road against Baltimore...Tied his season-high Aug. 28 at home against the Nationals

* Carried a .250/.306/.455 slashline line after the All-Star break...posted a .300 average with RISP and a .337 average while ahead in the count

2020

* In 54 games with Boston and Colorado respectively, he netted a .288/.336/.462 slashline and a .798 OPS along with a career-high 106 OPS+...pummeled lefties for a .342 (26-76) with a .969 OPS

* In the pandemic-shortened season, was on pace to set career-best marks in batting average (.288), on-base percentage (.336) and slugging percentage (.462)

* Appeared in 30 games for Boston before being dealt to Colorado, where he played 24 games to finish the season, at the trade deadline

2019

* Between five games with Toronto and 156 with San Francisco, he slashed a .259/.287/.432 line, along with setting career highs in games (161), runs scored (83), triples (3), HR (21), RBI (88), XBH (61), SLG (.432), and OPS (.719)

* Was one of just nine Major Leaguers to play in at least 161 games...tied for the ML lead with 156 games in the OF (also Ronald Acuña Jr.)

* Received a tenth-place vote for National League MVP...earned the 2019 "Willie Mac" Award, an annual honor bestowed upon the most inspirational Giants player, as voted upon by Giants players, coaches, training staff, clubhouse staff, and the fans

* Led Giants in hits (157), doubles (37), RBI (87), runs scored (82), and SB (14)...tied for the team lead in games (156), triples (3), and HR (21)...his 87 RBI with SF marked the most by any player for a team with which he did not begin the season during the divisional era (1969-pres.; source: STATS)...was 1 of 12 NL players with 20+ HR and 35+ doubles... Prior to Pillar, the last Giant to reach those totals in a season was Hunter Pence in 2013 (27 HR, 35 2B)

* His 21 HR and 87 RBI were the most by a Giants OF since Hunter Pence's 27 HR and 99 RBI in 2013...received MLB's Play of the Week Award presented by W.B. Mason on May 6 after scaling the centerfield wall at CIN to rob Nick Senzel of extra bases on May 4

* Had 9 RBI in a 3-game series vs. SD from April 8-10...the only other CF in Giants history with 9+ RBI in three-game series was Willie Mays (9 RBI from 7/6-8/54, 10 RBI from 6/28-30/55, both at Brooklyn)...with his 9 RBI from April 8-10 against San Diego, became just the fifth Giants center fielder to have 9+ RBI in any series...joined Willie Mays (5x), Bobby Thomson (1953), Freddie Lindstrom (1932), and Mel Ott (1933)

* Hit his first career grand slam on April 8 against San Diego off LHP Eric Lauer...marked the Giants' first grand slam since 2017...recorded four RBI the next night on April 9...became the first Giant with 4+ RBI in back-to-back games since Barry Bonds in 2002 (April 2-3, 9 RBI)...joined Willie Mays (1958) and Bobby Thomson (1950) as the only Giants CF with consecutive 4-RBI games

Against LHP, hit .278 and slugged .519 (45-for-162, 9 HR)...from June 30 through the end of the season, batted .349 with a .994 OPS vs. LHP (29-for-83, 5 HR, 6 SO)...started his 5th consecutive Opening Day for the Blue Jays...played 5 games with the Blue Jays prior to being traded to the Giants on April, where he spent the remainder of the season...acquired in exchange for RHP Derek Law, INF Alen Hanson, and RHP Juan De Paula...ejected in the eighth inning for arguing balls and strikes on July 21 against NYM...was his 2nd career ejection (also 8/22/17 vs. TB for arguing balls and strikes)

2018

* In 2018 and 142 games, slashed .252/.282/.426 for 40 doubles, two triple, 15 home runs, and 59 RBI along with a .708 OPS and 92 OPS+

* Hit a career-high 40 doubles to lead the team (11th in AL)...is one of eight Blue Jays all-time with 4+ 30-double seasons...also set career highs with 57 extra-base hits and 59 RBI...led the team with 129 hits and 36 multi-hit games

* Homered on Opening Day (March 29 vs. NYY) for the first time in his career...became the first player in franchise history to steal 2nd, 3rd, and home, all in the same trip around the bases, on March 31 vs. NYY...the feat had been accomplished just three other times since the 1999 season...the straight steal of home was Toronto's first since Aaron Hill swiped home on May 29, 2007 vs. SEA and the game was also Pillar's first three-steal effort

* Had three home runs in a two-game span for the 1st time in his career...recorded a four-game RBI streak from April 26-29, one shy of a career high (June 29-July 2, 2011)

* Tied career bests with four hits (fourth time) and four RBI (third time) on July 13 at Fenway against Boston

* On Aug. 14, 2018 at Kansas City, notched the 50th home run of his career

* Won the game on Sept. 7 vs. CLE with a walk-off solo home run in the 11th inning... marked his 3rd career walk-off hit, his second walk-off HR (also May 14, 2017 vs. SEA) and his second extra-inning HR...the 440-foot homer was also the 2nd longest of his career (July 23, 2017 at CLE-451)

* On Sept. 17 at BAL, hit his 14th home run and tied his career high at 56 RBI (2015)...recorded his 15th homer on Sept. 24 vs. HOU, one shy of his career high (16 in 2017)

Doubled and tripled on April 27 vs. TEX for his second multi-XBH game of the season (two doubles on April 18 vs. KC)...also hit a triple on April 7 at TEX to match his career best (2-3B in 2015 and 2016)...had 32 hits in March/April to rank tied for 11th in the AL...his 63 hits in March/April over the last two seasons were fourth most in the AL...had each of his 10 hits go for extra-bases (6-2B, 1-3B, 3-HR) from April 24-May 1, one shy of a franchise record (Jose Cruz Jr. - 11 in 2000)...landed on the IL from July 15-Aug. 2 with a right sternoclavicular joint strain

2017

* After a breakout year in 2016, posted a stellar .256/.400/.404 slashline for 37 doubles, a triple, 16 home runs, and 42 RBI along with a .704 OPS

* Set career highs in doubles (37), home runs (16), extra-base hits (54), walks (33) and strikeouts (95)...led AL center fielders in doubles and ranked 3rd in extra-base hits...hit 20 doubles vs. left-handed pitching, the second most in the Majors (J.)

Ramirez-22...hit .336 (48-for-143) against lefties overall (seventh in AL)

* His nine 3+ hit games were tied with Josh Donaldson for the most on the team...also tied Kendrys Morales for the most 4+ hit games (2)...ranked second among ML center fielders with a .997 fielding percentage and 15 defensive runs saved...tied for second among AL center fielders with eight outfield assists

* +Hit his fourth HR of the season (1R) and recorded 3-XBH in a game for second time in his career (both in 2017, also 3-2B on April 18 vs. BOS)

* On June 7 at OAK, hit his eighth home run (58th game) to surpass his total from 2016 (7-HR in 146G)...the 3R-HR was his first with more than one man on base since May 6, 2016 (3R)

* Reached base four times (3H, BB) for the second time of the year on June 25 at KC (April 28 vs. TB - 4H, 1BB)...recorded his first XBH vs. a RHP since June 7 at OAK, span of 12 games in between ...snapped a season-long 0-for-12 drought with a pinch-hit double on July 3 at NYY

* Doubled twice on Aug. 18 at CHC and became the first Blue Jay with three straight 30-2B seasons since Lyle Overbay had five straight from 2006-2010

* Hit his 16th home run on Sept. 15, 2017 at MIN, giving him four more than his previous career-high in 2015

Batted .316 (54-for-171) with 24-XBH when leading off an inning (.384 OBP, .550 SLG)...the 54 hits ranked 5th in the AL...stole two bases on April 19 against Boston and was one of just two Toronto players with a multi-steal game in 2017 (Travis: April 27 at STL - 2SB)...stole 15 bases to lead the team...Homered in back-to-back games for the first time in his career on April 22 and 23 at LAA...reached base safely five times for the first time in his career on April 28 vs. TB (4-for-4, 2B, HR, BB)...scored three runs for the first time in his career...the four hits tied a personal best as well (also July 2, 2015 vs. BOS)...collected four hits in a game for the third time in his career on Sept. 9, 2017 against Detroit (4-for-4, HR, 2RBI)

2016

* In 146 games, posted a .266/303/376 slashline with a .679 OPS, roped 35 doubles, seven home runs and 53 RBI in 548 at-bats

* Ranked first among Major League center fielders with 21 DRS (Defensive Runs Saved) and a UZR (Ultimate Zone Rating) of 21.4

* Had three hits & stole two bases for the second time in 2016 (fifth career multi-SG game) Sept. 19 at SEA...recorded back-to-back three hit games from Sept. 19-20, the third time in his career to accomplish that feat (second time this year)

* Homered in the eighth inning May 6 vs. LAD, which, at the time, marked only the second time in 2016 that a player had hit a go-ahead homer immediately following an intentional walk (Smoak) - April 29, Oakland's Yonder Alonso delivered a three-run walk-off homerun against Houston

* Hit his first HR of the season April 30 at Tampa Bay off Romero -1R after going 90 AB without a homer

* Recorded his second career multi-HR game June 16, 2016 at PHI, his first since June 2, 2015 at WSH (Game 2 of DH, both off Scherzer)

* Hit his second career Postseason home run off Yu Darvish in Game 2 of the ALDS against Texas on Oct. 7, 2016...had just three hits in 32 at-bats in the Postseason, including going only 1-for-16 in the ALCS

Was solid against left-handed pitching, putting up a .283/302/407 line and a .709 OPS on that side of the plate...went 3-for-10 (.333) and 10 RBI with the bases loaded...placed on the IL for the first time in his career on Aug. 8 (retro to Aug. 7) with a left thumb strain...would later undergo offseason surgery to repair a torn thumb ligament

2015

* In his first full season with Toronto, he posted a .278/314/399 slashline with a .713 OPS, roped 31 doubles, 12 home runs and 56 RBI in 586 AB...missed only three games in the regular season

* Earned Wilson Defensive Player of the Year for his efforts in CF, the only AL player among the nine winners in 2015. Was named AL Player of the Week Sept. 28 as he hit .524 (11-21) with 5-2B, 2-HR, 6-RBI & 5-SB over six games from Sept. 21-27

* Hit his career-high 12th home run of the season Sept. 25 vs. TB. Had 1-RBI & 1-SB in four straight games (Sept. 22-26), the first Jay to accomplish that feat since Rickey Henderson in 1993

* Finished the season with 46 multi-hit contests, second most on the team behind Donaldson (57)...appeared in 159 games, the most on the team

* Ranked second on the team in hits (163), tied for second in doubles (31) and was one of seven Blue Jays with 10+ HR. His eighth home run of the season, Aug. 26 at TEX...his first home run since July 4, a span of 154 at-bats between home runs the longest stretch of his career

* His ten outfield assists was tied for ninth among AL outfielder...finished second among AL outfielders with 21 defensive runs saved (Kiermaier-42)

Named Honda Player of the Month for June by the Toronto Chapter of the BBWAA...finished the month with a .365 average (35-96), fourth in the AL...his 35 hits that month was tied for fourth among AL players & tied for tenth in RBI (18)...had never recorded an average above .295 for any individual month in his career (Sept. 2014)...June 2 at WSH (GM2) had his first career multi-HR game after clubbing home run three and four off of Scherzer...his 4-RBI marked a career-high...batted .278 vs. both LHP and RHP

2014

* In 53 games with Toronto, he posted a .267/295/333 slashline with a .692 OPS, rifling nine doubles with just two home runs and 28 strikeouts

- * If of his 31 hits this season went for XBH (9-2B, 2-HR)...after his final promotion on Aug. 26, he hit .290 (22-76) with hits in 15 of his 23 games (with AB), 6-2B, 2-HR & six multi-hit efforts...hit .304/.327/.457/.783 in 49 PA (46AB) against lefties
- * Did not commit an error in his 73 total chances this season, and has not committed an error in 131 total chances over his career
- * Among International League leaders, finished first in doubles (39), third in average (.323) and extra-base hits (52)...he hit a walk-off RBI single in the 9th inning, driving in Kratz from second June 9 at home against Minnesota...recorded a career-high three hit game May 22 in Boston...had another three-hit game on Sept. 9 at home against the Cubs...batted .240 (18-75) at home, while hitting .317 (13-41) on the road...from the seventh inning on he hit .333 (14-42) with an .897 OPS in 43 PA...in September, he hit .295/.338/.443/.781 in 65 PA...hit his second home run of the season (IR off Rodney) Sept. 25 vs. SEA...both of his HR this season came against Seattle...

2013

- * Posted a .307/.353/.461 slashline with Double-A New Hampshire and Triple-A Buffalo...roped 39 doubles and six triples in 505 AB, touting a .814 OPS
- * Began the year with Double-A New Hampshire, appearing in 71 games for the Fisher Cats while leading the team with a .313 batting average, 15 stolen bases, 20 doubles and a .802 OPS
- * Appeared in 36 ML games with the Blue Jays and posted a .206/.250/.333 slashline and a .593 OPS along with three homers and four doubles...began his professional career going 0-for-17 which was the third longest drought to begin a Toronto career in club history
- * Recorded 155 hits to lead the organization for the 2nd consecutive year...led the Eastern League (Double-A) with 95 hits prior to being promoted to Buffalo (Triple-A)
- * Garnered 12 outfield assists for Double-A New Hampshire at the time of his promotion...played winter ball in the Dominican Republic posting a .227 average in 15 games

2012

- * Was promoted to Single-A Dunedin from Advanced-A Lansing, owning .323/.374/.439 slashline, nabbing 16 stolen bases in 42 games
- * Total of 51 steals was the second-most in the Blue Jays organization, and tenth-most in the minor leaguesNamed Midwest League Most Valuable Player, also garnering mid-season and Postseason All-Star honors... played all three outfield positions
- * Named the best hitting prospect in the Midwest League by Baseball America...also named a Topps Class-A All-Star and an MiLB.com Organization All Star
- * Played for the Salt River Rafters in the Arizona Fall League, batting a team-leading .371

2011

- * Appeared in 60 games with the Appalachian Blue Jays and posted a .347/.377/.534 slashline along with a .911 OPS...mashed seven homeruns, 17 doubles and three triples in 236 AB with 37 RBI
- * Won the Appalachian League batting title and led the organization in average (.347)
- * Named an Appalachian League All-Star and holds the team's all-time records for batting average, on-base percentage (.377), and slugging percentage (.534)
- * Promoted to Vancouver for its playoff run and batted .391 to help the team win the Northwest League title

Personal

Kevin Andrew Pillar...earned the nickname "Superman" for his diving catches in the outfield...is a three-time Gold Glove Award finalist in center field (2015-2017)...has a foundation that helps Jewish students in Israel to pay their college tuition...Pillar is Jewish himself, but has never been to Israel...he plans to travel there in the future

Career Batting Record

Year	Team	AVG	G	AB	R	H	2B	3B	HR	RBI	SH	SF	HBP	BB	SO	SB	CS	OBP	SLG	E
2011	Bluefield	.347	60	236	44	82	17	3	7	37	4	3	3	10	36	8	4	.377	.534	3
2012	Lansing	.322	86	335	49	108	20	4	5	57	1	1	3	35	53	35	6	.390	.451	4
	Dunedin	.323	42	164	16	53	8	2	1	34	1	6	2	5	17	16	3	.339	.415	0
2013	New Hampshire	.313	71	304	44	95	20	2	5	30	0	0	4	19	31	15	8	.361	.441	4
	Buffalo	.299	52	201	30	60	19	4	4	27	1	2	2	12	39	8	5	.341	.493	1
	TORONTO	.206	36	102	11	21	4	0	3	13	2	0	2	4	29	0	1	.250	.333	0
2014	Buffalo	.323	100	405	57	131	39	3	10	59	0	4	4	21	48	27	6	.359	.509	2
	TORONTO	.267	53	116	19	31	9	0	2	7	0	1	1	4	28	1	2	.295	.397	0
2015	TORONTO	.278	159	586	76	163	31	2	12	56	4	5	5	28	85	25	4	.314	.399	2
2016	Dunedin	.857	2	7	3	6	1	0	0	2	0	0	2	0	0	0	0	.889	1.000	0
	TORONTO	.266	146	548	59	146	35	2	7	53	3	3	6	24	90	14	6	.303	.376	6
2017	TORONTO	.256	154	587	72	150	37	1	16	42	3	3	6	33	95	15	6	.300	.404	1
2018	TORONTO	.252	142	512	5	129	40	2	15	59	0	6	6	18	98	14	3	.282	.426	6
2019	TORONTO	.063	5	16	1	1	0	0	0	1	0	1	0	0	3	0	0	.059	.063	0
	SAN FRANCISCO	.264	156	595	82	157	37	3	21	87	0	6	9	18	86	14	5	.293	.442	5
2020	BOSTON	.274	30	117	20	32	7	2	4	13	0	0	1	8	23	1	1	.325	.470	1
	COLORADO	.308	24	91	14	28	5	1	2	13	0	0	1	5	18	4	1	.351	.451	0
2021	NEW YORK	.231	124	325	40	75	11	2	15	47	0	1	10	11	81	4	3	.277	.415	0
Major League - 9 years		.260	1029	3595	459	933	216	15	97	391	12	26	47	153	636	92	32	.297	.409	8
Minor League - 5 years		.324	413	1652	243	535	124	18	32	246	7	16	20	102	224	109	32	.367	.479	21

Career Single-Game Bests

Most Hits: 3, (10x), last, August 24, 2020 at ARI

Most RBI: 4, June 25, 2016 vs. ARI

Most Home Runs: 1 (7x), last May 22, 2019 at PIT

Most Runs Scored: 3, (2x), last, Sept. 14, 2019 vs. SD

Most Stolen Bases: 2, April 16, 2016 vs. SF

Most Walks: 4, Sept. 24, 2018 vs. PHI

Longest Hitting Streak: 8 games, May 1 - May 15, 2019

Grand Slams: ---

Career Fielding Record

Position	PCT	G	PO	A	E	TC	DP
Left Field	1.000	131	166	5	0	171	0
Center Field	.990	1945	1886	39	20	1945	5
Right Field	.993	85	135	6	1	142	1

Career Transactions

- June 8, 2011: Drafted by the Toronto Blue Jays in the 32nd round of the 2011 amateur draft. Player signed June 12, 2011.
- April 2, 2019: Traded by the Toronto Blue Jays to the San Francisco Giants for Juan De Paula (minors), Allen Hanson and Derek Law.
- February 14, 2020: Signed as a Free Agent with the Boston Red Sox.
- August 31, 2020: Traded by the Boston Red Sox to the Colorado Rockies for a player to be named later. The Colorado Rockies sent Jacob Wallace (minors) (September 18, 2020) to the Boston Red Sox to complete the trade.
- February 21, 2021: Signed as a Free Agent with the New York Mets.
- March 24, 2022: Signed as a Free Agent with the Los Angeles Dodgers.

Injured List

- August 8-23, 2016 (left thumb sprain)
- July 15 - August 3, 2018 (SC joint sprain)
- May 18-31, 2021 (Multiple facial fractures)



Yefry
RAMIREZ

RHP | 67

@ramrez_49

Bats: Right **Throws:** Right

Height: 6-2 **Weight:** 215

Opening Day Age: 28

Born: November 28, 1993 in Santo Domingo, Dominican Republic

Resides: Santo Domingo, Dominican Republic

Acquired: Signed as minor league free agent on XXX

ML Service: 0167

ML Debut: June 13, 2018

Career Highlights

- * Seasoned right-handed pitcher looks to his tenth professional season and second in the Dodgers farm system after spending majority of 2021 with Triple-A Oklahoma City
- * Owns a 46-40 career minor league record with a 3.80 ERA (303 ER/718.0 IP) and 724 strikeouts against 257 walks in 162 games (125 starts)...has kept the opposition to a .231 average
- * Earned several awards at the minor league level, including Triple-A West Pitcher of the Month in June 2021 with Triple-A Oklahoma, Eastern League Pitcher of the Week from May 15-21, 2017 after going 1-1 with a 2.08 ERA (3 ER/13.0 IP) in two starts, Eastern League Mid-Season All-Star, FSL Pitcher from June 26 - July 3, 2016 and again from August 22 - 28, named a Pioneer League Mid-Season All-Star in 2016, and also an AZL Post-Season All-Star with the AZL D-Backs in 2014
- * Made his Major League debut on June 13, 2018 against the Red Sox as a member of the Orioles, allowing three runs on four hits (one home run) while striking out six and walking two over 4.1 innings...stuck out Xander Bogaerts in the first inning for his first career strikeout
- * Holds a 1-10 record in 31 Major League games (13 starts) with a 6.19 ERA (63 ER/91.2 IP) and 91 punchouts against 53 walks...also owns a 1.60 WHIP
- * Began his professional career as an infielder after originally signing with the Arizona Diamondbacks as a non-drafted free agent on January 25, 2011 and later converted to pitcher prior to the 2012 season

Year-By-Year

2021

- * Saw action with Triple-A Oklahoma City and the Dodgers after signing a contract on May 5 as a free agent with Los Angeles
- * Pitched in 25 games (22 starts) with Triple-A Oklahoma City, posting a 6-4 record with a 5.02 ERA (63 ER/113.0 IP)
- * Recorded a 9.16 strikeout-per-nine innings mark, striking out 115 batters against just 51 walks...also recorded a 1.45 WHIP in 25 minor league games
- * Pitched in one game for the Dodgers on August 1, firing 2.0 scoreless frames with two strikeouts and a walk...was his first appearance at the Major League level since Sept. 28, 2019

2020

- * Signed with the New York Mets as a free agent on January 8 and was invited to Spring Training but spent the season at the Alternate Training Site, not pitching in any games

2019

- * Spent his season switching between Triple-A Norfolk and Baltimore before getting traded to Pittsburgh on May 27...rest of year was split between Triple-A Indianapolis and the Pirates
- * With Triple-A Norfolk, the righty started all four games he pitched in, going 1-1 with a 1.50 ERA (3 ER/18.0 IP) with 24 strikeouts...pitched in four games with Baltimore (one start), registering a 0-2 record with a 6.97 ERA (8 ER/10.1 IP) with 11 strikeouts
- * With Triple-A Indianapolis, he went 1-4 in 15 games (five starts) with 58 strikeouts, 29 walks, and a 5.20 ERA (26 ER/45.0 IP)...also saw action in nine games with Pittsburgh, pitching 14.0 innings and allowing 15 runs to score on 19 hits...struck out 16 batters and walked seven

- * Produced a 9.99 strikeout-per-nine innings record at the Major League level, totaling 27 punchouts in 24.1 innings...also had a 11.71 strikeout-per-nine innings mark in Triple-A
- * Struck out nine batters in 10.0 total innings in two different instances (April 25 and Aug. 17) despite taking the loss in both games

2018

- * Made his Major League debut on June 13 against Boston, allowing three runs on four hits (one home run) while striking out six and walking two over 4.1 innings...stuck out Xander Bogaerts in the first inning for his first career strikeout
- * Earned his first career win on July 24 vs. Seattle, tossing 5.0 scoreless innings, allowing three hits with three strikeouts...was the longest outing by an Orioles reliever in 2018
- * Made 17 appearances for the Orioles (12 starts) in five stints with the team
- * Made 14 starts for Triple-A Norfolk, going 3-5 with a 3.88 ERA (31 ER/72.0 IP) and 72 strikeouts

2017

- * Began the season in the Yankees organization with Double-A Trenton and was later traded to the Orioles on July 31 in exchange for future considerations and assigned to Double-A Bowie
- * Went a combined 15-3 with a 3.47 ERA (48 ER/124.1 IP) in 24 starts between the two clubs
- * His 15 wins marked a single-season career-best and were the most in the Eastern League, ranked seventh in the EL in strikeouts (117) and was named an Eastern League Mid-Season All-Star with Trenton
- * Named Eastern League Pitcher of the Week for 5/15-21 after going 1-1 with a 2.08 ERA (3 ER/13.0 IP) in two starts
- * At the time of his trade, led the Thunder in wins (10) and strikeouts (91)

2016

- * Combined to go 7-9 with a 2.82 ERA (39 ER/124.1 IP) in 22 starts with Single-A Charleston and Advanced-A Tampa
- * Ranked third among all Yankees farmhands in strikeouts (132) and seventh in ERA
- * In 11 starts with Single-A Charleston, went 4-2 with a 2.80 ERA (19 ER/61.0 IP) and was promoted to Advanced-A Tampa on June 30, going 3-7 with a 2.84 ERA (20 ER/63.1 IP) in 11 starts
- * Allowed one earned run in 7.0 IP with a career-high 11 strikeouts in his first start with Tampa on June 30 vs. Lakeland en route to being named FSL Pitcher of the Week for the period of June 27-July 3
- * Named the league's Pitcher of the Week for a second time from August 22-28, after holding Dunedin to one hit over 8.0 scoreless innings on 8/24 (8 K)
- * Was added to the Yankees 40-man roster on Nov. 18

2015

- * Appeared in 14 games (13 starts) for Single-A Missoula, going 5-5 with a 5.35 ERA (69.0 IP/41 ER)...limited right-handers to a .218 (36-for-165) batting average
- * Acquired by the New York Yankees from the Arizona Diamondbacks in the Rule 5 Draft on Dec. 10

2014

- * Split the season between the AZL Diamondbacks and Single-A Missoula, combining to go 6-3 with a 3.06 ERA (23 ER/67.2 IP) in 13 games (10 starts)
- * In seven games (four starts) in the Arizona League, went 4-2 with a 1.93 ERA (8 ER/37.1 IP)
- * Was promoted to Missoula on July 29 and went 2-1 with a 4.45 ERA (15 ER/30.1 IP) in six starts

2013

- * In 13 games (11 starts) with the DSL Diamondbacks, posted an 0-6 record and 3.00 ERA (20 ER/60.0 IP)
- * Recorded a 9.30 strikeout-per-nine ratio and earned a 2.29 ERA prior to his final start before allowing six earned runs over 5.0 IP on Aug. 23 vs. the DSL Giants

2012

- * Made his pitching debut with the DSL Diamondbacks, going 2-0 with a 3.28 ERA (9 ER/24.2 IP) in 18 relief appearances

2011

- * Made his professional debut as an infielder with the DSL Diamondbacks, hitting .169 (23-for-136) with six doubles, four RBI, and 22 walks in 44 games
- * Saw time at third base (35 G/35 GS), first base (6 G/5 GS), and shortstop (3 G/3 GS)

Personal

Yefry Ramirez...born Nov. 28, 1993 in Santo Domingo, Dominican Republic...began professional career as an infielder after originally signing with the Arizona Diamondbacks as a non-drafted free agent on January 25, 2011...converted to pitcher prior to the 2012 season

Career Pitching Record

Year	Team	W-L	ERA	G	GS	CG	SHO	SV	IP	H	R	ER	HR	HB	BB	SO	WP	BK	AVG
2012	DSL Diamondbacks	2-0	3.28	18	0	0	0	0	24.2	26	12	9	1	3	17	18	7	0	.271
2013	DSL Diamondbacks	0-6	3.00	13	11	0	0	0	60.0	56	31	20	2	4	16	62	7	2	.241
2014	AZL Diamondbacks	4-2	1.93	7	4	0	0	0	37.1	26	9	8	0	2	4	48	5	2	.186
	Missoula	2-1	4.45	6	6	0	0	0	30.1	32	16	15	8	1	7	17	1	0	.271
2015	Missoula	5-5	5.35	14	13	0	0	0	69.0	68	46	41	11	8	21	61	10	2	.259
2016	Charleston	4-2	2.80	11	11	0	0	0	61.0	48	20	19	4	3	14	66	5	1	.209
	Tampa	3-7	2.84	11	11	0	0	0	63.1	34	23	20	5	6	18	66	4	3	.156
2017	Bowie	5-0	3.66	6	6	1	0	0	32.0	27	13	13	6	1	11	26	1	0	.241
	Trenton	10-3	3.41	18	18	2	1	0	92.1	78	38	35	9	5	38	91	7	0	.229
2018	Norfolk	3-5	3.88	14	14	0	0	0	72.0	62	31	31	7	4	22	72	3	0	.227
	BALTIMORE	1-8	5.92	17	12	0	0	0	65.1	64	44	43	11	4	36	62	5	0	.257
2019	Indianapolis	1-4	5.20	15	5	0	0	0	45.0	42	28	26	5	2	29	58	3	2	.247
	Norfolk	1-1	1.50	4	4	0	0	0	18.0	11	4	3	2	0	9	24	1	0	.177
	BALTIMORE	0-2	6.97	4	1	0	0	0	10.1	11	9	8	2	2	9	11	1	0	.306
	PITTSBURGH	0-0	7.71	9	0	0	0	0	14.0	19	15	12	2	2	7	16	1	0	.311
2021	Oklahoma City	6-4	5.02	25	22	0	0	0	113.0	113	73	63	14	7	51	115	7	0	.257
	LOS ANGELES	0-0	0.00	1	0	0	0	0	2.0	0	0	0	0	0	1	2	0	0	.000
Major League - 3 years		11-0	6.19	31	13	0	0	0	91.2	94	68	63	15	8	53	91	7	0	.268
Dodger Totals - 1 year		0-0	0.00	1	0	0	0	0	2.0	0	0	0	0	0	1	2	0	0	.000
Minor League - 9 years		46-40	3.80	162	125	3	1	0	718.0	623	344	303	74	46	257	724	61	12	.231

Career Single-Game Bests

Low-Hit Complete Game:	---	Most Strikeouts:	7, (2x), last, Sept. 15, 2018 vs. CWS
Most Innings Pitched Starter:	6.0, Sept. 29, 2018 vs. HOU	Most Walks:	5, (2x), last, August 19, 2018 at CLE
Most Innings Pitched Reliever:	5.0, June 28, 2018 vs. SEA	Longest Winning Streak:	1 game, July 24, 2018
Most Earned Runs Allowed:	7, August 19, 2018 at CLE	Longest Losing Streak:	7 games, July 31, 2018 - current

Career Fielding Record

Position	PCT	G	PO	A	E	TC	DP
Pitcher	.923	31	4	8	1	13	0

Career Transactions

- January 25, 2011: Signed by the Arizona Diamondbacks as an amateur free agent.
- December 10, 2015: Drafted by the New York Yankees from the Arizona Diamondbacks in the 2015 rule 5 draft.
- July 31, 2017: Purchased by the Baltimore Orioles from the New York Yankees.
- May 27, 2019: Traded by the Baltimore Orioles to the Pittsburgh Pirates for a player to be named later. The Pittsburgh Pirates sent Patrick Dorrian (minors) (June 26, 2019) to the Baltimore Orioles to complete the trade.
- January 8, 2020: Signed as a Free Agent with the New York Mets.
- March 25, 2021: Signed as a Free Agent with the Los Angeles Dodgers.

Injured List

- August 29 - Sept. 8, 2019 (right calf strain)



Stefen ROMERO

OF | 92

@stefonson

Bats: Right **Throws:** Right

Height: 6-2 **Weight:** 220

Opening Day Age: 33

Born: October 17, 1988 in Tucson, AZ

Resides: Tucson, AZ

Acquired: Signed as a minor league free agent on XXX

ML Debut: April 1, 2014

ML Service: 1.013

Career Highlights

- * Seasoned outfielder returns to the Major League circuit after spending the last five seasons overseas in Japan with Tohoku Rakuten Golden Eagles and Orix Buffaloes
- * Across five seasons in Japan, the righty owns a .264/.331/.497 slashline over 426 games, totaling 67 doubles, four triples, 96 home runs, and 264 RBI...has stolen 12 bases
- * He holds a .195 average (42-for-215) in 94 games at the Major League level...smashed his first big league home run on May 5, 2014 off Scott Kazmir, giving the Mariners the lead against Oakland
- * Made his Major League debut on April 1, 2014 against the Angels, going 0-for-4...earned his first hit the next day against the Angels in the fourth inning off LHP Hector Santiago
- * In parts of six seasons as a Seattle farmhand, the Arizona native is a career .306/.355/.520 hitter over 588 games, tallying 148 doubles, 27 triples, and 100 home runs with 442 RBI and 48 stolen bases
- * Was named the Mariners Minor League Player of the Year in 2012 after hitting .352 (167-for-474) with 64 extra-base hits (34 doubles, seven triples, 23 home runs) and 101 RBI in 116 games with Single-A High Desert and Double-A Jackson
- * Had a season-ending injury on Sept. 23, 2015...injured his right scapula (shoulder blade)
- * Signed with the Seattle Mariners on June 18, 2010

Year-By-Year

2021

- * Split his time between the Japan Pacific League and Japan Western League, playing in 36 games and producing a .196/.234/.343 slashline
- * Scored 11 runs, hit four doubles, one triple, three home runs and nine RBI...stole one base and struck out 36 times and walked three
- * Spent time at first base (6 G) and the outfield (8 G)...committing his first errors overseas with two at first base and one in the outfield, notching a cumulative .949 fielding percentage

2020

- * Played with the Tohoku Rakuten Golden Eagles in Japan, averaging .273 (97-for-356) with a .354 on-base percentage and .539 slugging percentage...struck out 108 times and walked 38
- * Tallied 46 runs, 19 doubles, two triples, and 24 home runs for 63 RBI in 103 games
- * Did not commit an error in 78 total chances across 49 defensive games in the outfield

2019

- * Saw action in 85 games with Orix, slashing .309/.370/.558 with a .928 OPS...totaled 50 runs, 15 doubles, 20 home runs, and 69 RBI
- * Stole three bases and struck out 85 times against 28 walks...spent 22 games in the outfield, not committing an error over 22 total chances

2018

- * Played his second season with Orix in the JPPL, notching 63 runs, 105 hits, 18 doubles, one triple, and 25 RBI in 119 games...smashed 25 home runs and continued his perfect fielding percentage overseas, not committing an error in 104 chances

* Slashed .237/.313/.452 with 114 strikeouts, 42 walks, and seven stolen bases (caught twice)

2017

* Started his foreign baseball journey with Orix of the Japan Pacific League (JPPL), batting .274/.330/.508 with a .838 OPS in 103 games

* Totaled 55 runs, 13 doubles, 26 home runs, and 66RBI with two stolen bases...struck out 98 times and walked 27

* Posted a perfect 1.000 fielding percentage while playing 78 games in the outfield

2016

* Saw action in nine games with the Mariners and 106 games with Triple-A Tacoma

* With Seattle, slashed .235/.263/.294 with one run, one double, three RBI, and one walk with four strikeouts...played six games in left field, two games in right field, and one game at first base

* With Triple-A Tacoma, connected for 25 doubles, six triples, 21 home runs, and 85 RBI across 418 at-bats...slashed .304/.361/.541 with a .902 OPS

* Notched a .996 fielding percentage with Tacoma, committing just 17 errors in 280 total chances across 18 games (17 GS) at first base, 17 games (15 GS) in left field, and 52 starts in right field

* Swung the bat well on the road in the minors, collecting a .366/.410/.663 slashline across 49 games (202 at-bats), totaling 44 runs, 12 doubles, three triples, 14 home runs, and 45 RBI

* Smashed two home runs on July 22 at Salt Lake City, going 3-for-5 with three runs and three RBI

* Named a PCL Mid-Season All-Star and PCL Post-Season All-Star with Tacoma

2015

* Played majority of the season with Triple-A Tacoma (116 G) while playing in 13 games with Seattle

* With Triple-A Tacoma, hit .292 (139-for-476) with 77 runs, 37 doubles, 4 triples, 17 HR, 79 RBI, 29 walks and 10 stolen bases in 116 games

* Recalled from Triple-A Tacoma Sept. 1 and made season debut Sept. 2 at Houston...injured his right scapula (shoulder blade) Sept. 23 at KC...missed rest of season

* Hit .190 (4-for-21) with six runs, one double, one home run, and three RBI in 13 games in right field (5 G, 4 GS), left field (6 G) & center field (1 G) with the Mariners

* Among PCL league leaders ranked 4th in extra-base hits (58), T-4th in doubles (37), T-7th in total bases (235), T-9th in hits (139), 11th in at-bats (476) and RBI (79), T-11th in runs scored, (77) and 13th in slugging percentage (.494)...notched a team-high 37 doubles, T8th-most in Tacoma single-season history

* Had 42 multi-hit games, including 29 in final 73 games (June 8-Aug. 30)

* Was named a MILB.com Organizational All-Star for the Mariners

2014

* Appeared in 72 games, making 45 starts (35 in right field, one in left field, and nine at designated hitter), hitting .192 (34-for-177) with 19 runs, 6 doubles, 2 triples, 3 home runs and 11 RBI between the Mariners and Triple-A Tacoma

* Had three stints with Seattle (March 31-June 29, July 17-Aug. 1 & Sept. 1-end of season)

* Of his three home runs hit at the Major League level, one was a game-tying pinch-hit 3-run home run in Atlanta on June 3 and another was a go-head home run (first MLB home run) on May 5 against Oakland's Scott Kazmir

* Recorded his first Major League hit in the fourth inning on April 2 at Los Angeles-AL against left-hander Hector Santiago

* Made the Mariners Opening Day roster for the first time in his career...made his MLB debut April 1 at LAA (0-for-4)

* With Triple-A Tacoma hit .358 (54-for-151) with 26 runs, 7 doubles, 2 triples, 12 home runs and 36 RBI in 36 games

2013

* Spent entire season with Triple-A Tacoma, hitting .277 (104x375) with 23 doubles, 4 triples, 11 home runs and 74 RBI in 93 games

* Began the season on disabled list after straining his oblique in spring training...appeared in five games with Single-A High Desert on rehab assignment

* Recorded at least one hit in 66 of 93 games, including 27 multi-hit contests...set Tacoma club record with three grand slams

* Played for Peoria Javelinas in Arizona Fall League...hit a pair of home runs in the annual Rising Stars Game

2012

* Was named the Mariners Minor League Player of the Year after hitting .352 (167-for-474) with 64 extra-base hits (34 doubles, seven triples, 23 home runs) and 101 RBI in 116 games with Single-A High Desert and Double-A Jackson

* Was third amongst all full-season minor leaguers in batting average and named a Baseball America Second-Team All-Star as a second baseman...was one of 19 players in minors 100+ runs

* Tied for organizational lead in batting average, second in RBI and third in home runs...recorded 50 multi-hit games (25 with Single-A High Desert and 25 with Double-A Jackson)

* Hit for the cycle May 22 at Lancaster

* Named to Cal League All-Star team before being promoted to Jackson on June 21...with Jackson hit safely in 47 of 55 games (with AB), while hitting .347 (75x216)

* Played for the Peoria Javelinas in the Arizona Fall League (.333/15x45), 2 2B, 2 HR, 9 RBI

* Listed as the Mariners No. 8 prospect by Baseball America heading into the 2013 season

2011

* Spent his first professional season with Single-A Clinton, tallying 22 doubles, four triples, 16 home runs, and 65 RBI through 116 games and 429 at-bats

* Named Clinton's Most Valuable Player by the Mariners after leading team in batting average (.280), doubles (22), RBI (65), on-base percentage (.342) and OPS (.803).

Personal

Stefen Daniel Romero...resides in Portland, OR with wife Courtney...graduated from Sunnyside (AZ) High School in June 2007...played 2008 season at Pima Community College...attended Oregon State University, 2009-10...selected to All-Pac-10 First Team in 2010...part of the Bourne Braves team that won the 2009 Cape Cod League title

Career Batting Record

Year	Team	AVG	G	AB	R	H	2B	3B	HR	RBI	SH	SF	HBP	BB	SO	SB	CS	OBP	SLG	E
2011	Clinton	.280	116	429	62	120	22	4	16	65	1	5	11	32	69	16	9	.342	.462	15
2012	High Desert	.357	60	258	47	92	19	3	11	51	0	2	3	13	35	6	2	.391	.599	8
	Jackson	.347	56	216	38	75	15	4	12	50	0	5	5	14	37	6	3	.392	.620	5
2013	High Desert	.278	5	18	1	5	1	0	0	2	0	0	1	2	1	0	0	.381	.333	0
	Tacoma	.277	93	375	51	104	23	4	11	74	0	4	4	28	87	8	4	.331	.448	0
2014	Tacoma	.358	36	151	26	54	7	2	12	36	0	3	1	8	28	1	3	.387	.669	0
	SEATTLE	.192	72	177	19	34	6	2	3	11	2	1	6	4	48	0	4	.234	.299	1
2015	Tacoma	.292	116	476	77	139	37	4	17	79	0	7	4	29	85	10	1	.333	.494	0
	SEATTLE	.190	13	21	6	4	1	0	1	3	0	0	0	3	6	0	0	.292	.381	0
2016	Tacoma	.304	106	418	70	127	24	6	21	85	0	4	4	36	67	1	1	.361	.541	1
	SEATTLE	.235	9	17	1	4	1	0	0	3	0	1	0	1	4	0	0	.263	.294	1
Major League - 3 years		.195	94	215	26	42	8	2	4	17	2	2	6	8	58	0	4	.242	.307	2
Minor League - 6 years		.306	588	2341	372	716	148	27	100	442	1	30	33	162	409	48	23	.355	.520	29

Career Single-Game Bests

Most Hits: 3, May 12, 2014 vs. TB

Most RBI: 3, (3x), last, Sept. 4, 2015 at OAK

Most Home Runs: 1, (4x), last, Sept. 4, 2015 at OAK

Most Runs Scored: 3, May 12, 2014 vs. TB

Most Stolen Bases: ---

Most Walks: 1, (8x), last August 19, 2016 vs. MIL

Longest Hitting Streak: 4 games, (2x), last, May 31 - June 6, 2014

Grand Slams: None

Career Fielding Record

Position	PCT	G	PO	A	E	TC	DP
First Base		1000	1	3	0	0	3
Left Field		.938	23	14	1	1	16
Center Field		----	1	0	0	0	0
Right Field		.987	49	74	1	1	76

Career Transactions

- June 8, 2010: Drafted by the Seattle Mariners in the 12th round of the 2010 amateur draft
- November 18, 2016: Released by the Seattle Mariners.

Injured List

- Has not been on the injured list in the Major Leagues



Carson
TAYLOR

C | 95

@Dodgers

Bats: Switch **Throws:** Right

Height: 6-2 **Weight:** 205

Opening Day Age: 22

Born: June 2, 1999 in Atlanta, GA

Resides: Atlanta, GA

Acquired: Drafted in the 4th round of the 2020 First Year Player Draft out Va. Tech

Career Highlights

- * The 22-year old catcher enters his third season with the Dodger organization
- * In his first year with Loons, he posted a slashline of .278/.371/.433 with a .804 OPS in 79 games
- * Slugged his first professional home run with the Loons on July 24, 2021 against Lake County...slugged nine homers in 2021
- * Belted his first professional hit on May 7, 2021 with the Loons against Dayton
- * Made his professional debut on May 4, 2021 with the Loons in a 9-4 loss
- * Drafted by the Los Angeles Dodgers in the 4th round of the 2020 MLB June Amateur Draft from Virginia Polytechnic Institute and State University (Blacksburg, VA)

Year-By-Year

2021

- * Had a stellar season with the Great Lakes Loons, appearing in 79 games where he smashed a .278 in his first professional year... nabbed a .371 on-base percentage and .433 slugging percentage
- * Knocked a season-high four RBI on July 23 against Lake County...raked a season-high two longballs the next day against the Captains
- * Slugged his first professional home run with the Loons on July 24, 2021 against Lake County...slugged nine homers during the season
- * Had his first career four hit game on June 22 against Lake County in a 9-1 win
- * Mashed his first professional hit on May 7, 2021 with the Loons against Dayton
- * Made his professional debut on May 4

Personal

Carson Hoehn Taylor...born on June 2, 1999 in Atlanta, Georgia...son of Jeff and Ashley Taylor...has a younger sister, Lexy...grandfather Jim McDonald played basketball at the University of Kentucky (1959-62)...majored in criminology...attended Virginia Tech, where he was 2020 Collegiate Baseball All-American, Third Team, catcher...played two seasons for the Hokies...in just his second collegiate game, tied both a Tech and ACC record when four of his five hits versus Manhattan went for doubles...only two other players at Tech (Bryan Thomas, Feb. 21, 2005; Chad Pinder, Feb. 18, 2012) and eight ACC players total have accomplished the feat...his four runs scored against William & Mary (March 10, 2020) are tied for the fifth most in a single game since Tech joined the ACC and one shy of the school record

Career Batting Record

Year	Team	AVG	G	AB	R	H	2B	3B	HR	RBI	SH	SF	HBP	BB	SO	SB	CS	OBP	SLG	E
2021	Great Lakes	.278	79	291	52	81	16	1	9	54	0	5	1	45	63	1	0	.371	.433	7
Minor League - 1 year		.278	79	291	52	81	16	1	9	54	0	5	1	45	63	1	0	.371	.433	7

Career Transactions

- June 8, 2020: Drafted in the fourth round of the 2020 First Year Player Draft out of Virginia Tech University

Injured List

- No injuries at the Major League level



Tomás
TELIS

C | 38

@tomasjtelis

Bats: Switch **Throws:** Right

Height: 5-8 **Weight:** 220

Opening Day Age: 30

Born: June 18, 1991 in El Tigre, Venezuela

Resides: El Tigre, Venezuela

Acquired: Signed as a Free Agent on December 9, 2021

ML Service: 1.082

ML Debut: August 25, 2014

Career Highlights

- * Venezuelan switch-hitting catcher enters his 15th professional season and first with the Dodgers
- * In parts of five Major League seasons, the backstop owns a .230/.267/.298 slashline with eight doubles, three triples, one home run, and 24 RBI across 122 games...has caught 41 games (24 starts), played 30 games (19 starts) and first base, and hit as the designated hitter for three games
- * Made his Major League debut on Aug. 25, 2014 with the Texas Rangers, getting the start behind the plate and helping his team to a 2-0 win and combined shutout for Miles Mikolas and Neftali Feliz
- * Became the first player to catch a shutout in his ML debut since Pittsburgh's Jason Kendall on Opening Day, April 1, 1996 at Florida
- * Recorded first big league hit in his Major League debut with an infield single in the seventh inning off Brandon Maurer
- * In his eight minor league seasons, has slashed .296/.335/.409 in 1087 games, totaling 212 doubles, 71 home runs and 554 RBI...has started 261 games behind the dish and owns a .988 fielding percentage
- * Has garnered multiple awards throughout the years, including MiLB.com Organization All-Star (2011, '16, '17), SAL Mid-Season All-Star (2011), Texas Mid-Season All-Star (2013, '14), PCL Mid-Season All-Star (2015, '17), and INT Mid-Season All-Star (2019)
- * Originally signed by Texas as a minor league free agent in July 2007 by scout Edgar Suarez

Year-By-Year

2021

- * Played all season with Triple-A St. Paul in the Twins organization, slashing .296/.340/.418 with a .758 OPS in 101 games...totaled 12 doubles, 12 home runs, and 50 home runs, striking out 58 times against 26 walks
- * Defensively spent time at numerous positions: catcher (36 G, 34 GS), first base (44 GSO, second base (2 GS), and third base (1 G)...committed just five errors over 101 games

2020

- * Was a non-roster invitee to Twins spring training for the second straight season, appearing in 11 games, going 3-for-18 (.167) with a double, a walk and two RBI
- * Spent the season in the Twins Player Pool at alternate training site in St. Paul, MN.
- * Was on Twins Taxi Squad several times throughout the season and remained with the club as a bullpen catcher during several homestands.

2019

- * Spent season with Triple-A Rochester, setting a career-high with six RBI August 22 vs. Buffalo, going 4-for-4 with two doubles and two walks
- * Hit .336 (76-for-226) as a left-handed batter and .313 (25-for-80) as a right-handed batter
- * Hit .361 (73-for-202) with a .909 OPS in final 53 games from June 1 through end of the season...hit .346 (18-for-52) in 14 June games, .324 (24-for-74) in 19 July games and .408 (31-for-76) in 20 August games
- * Caught 78 games (all starts) for the Red Wings, leading the club
- * Finished with eight home runs, the second most of career (11 with Single-A Hickory in 2011) and led the club in batting average (.330), third in hits (101), fourth in doubles (21) and total bases (150) and fifth in RBI (46)
- * Was an invite to Twins spring training, seventh career spring training and first with Minnesota

2018

* Combined to hit .299 (93-for-311) with eight doubles, three triples, four home runs, 48 RBI, 22 walks and a .348 on-base percentage in 99 games between Miami and Triple-A New Orleans...hit .319 (23-for-72) as right-handed batter and .293 (70-for-239) as left-handed batter

* Spent his sixth career spring training with Miami and third consecutively and made Miami's Opening Day roster, the first of career...appeared in the Marlins opener, going 0-for-1 as a pinch-hitter March 29 vs. Chicago-NL

* Played 23 games for the Marlins in a back-up catcher role to starter J.T. Realmuto...made two starts on the season for Miami, one at designated hitter and one at first base in consecutive games April 16 and 17 at New York-AL

* Used by Marlins primarily as pinch hitter, going 2-for-16 (.125) in that role

* Was designated for release or assignment April 28 and outrighted to Triple-A New Orleans, hitting .328 (39-for-119) with five doubles, two triples, two home runs and 21 RBI for the Baby Cakes from July 1 through the end of the season in 34 games

2017

* Split season between Triple-A New Orleans and Miami

* Opened year with New Orleans and batted .279 (78-for-280) with 14 doubles, two triples, five home runs, and 31 RBI in 73 games over three stints and was named Pacific Coast League All-Star

* Had three stints with the Marlins (May 9-12, June 6-15, and July 25-end of season), setting a new career highs in games (48), runs (13), hits (25), doubles (5), triples (3), and RBI (9)...posted .272 average (22-for-81) as left-handed hitter, and .130 (3-for-23) as right-handed hitter.

2016

* Opened season with Triple-A New Orleans (Miami) batting .370 (34-for-92) over first 26 games (through May 28), with 16 runs scored, seven doubles, one triple, one home run, and 12 RBI

* Hit .325 in 12 games in April and .344 in 17 games in May before dropping to .280 in 21 games in June and .292 in 20 games in July

* Finished minor league season with .321 mark in 21 August games, with season-high 26 hits for the month

* Had two stints with Miami; called up briefly from July 8-13 before being called up for remainder of season on September 1...in final game of season, on October 2 at Washington, tied career-high with two hits and set new career high with four RBI; also had first home run of career, a two-run shot off of Max Scherzer in fifth inning

2015

* Opened season in Texas organization with Triple-A Round Rock and later made season debut with Texas on July 17 at Houston...was named a Pacific Coast League All-Star

* Appeared in six games for the Rangers before traded along with left-handed pitcher Cody Ege to Miami on July 31, in exchange for right-handed pitcher Sam Dyson

* Appeared in one game with Triple-A New Orleans before being recalled to Miami on August 3 and making his Marlins debut that night vs. the Mets...appeared in 17 games with the Marlins, going 4-for-27 (.148)

2014

* Began year with Double-A Frisco and was promoted to Round Rock on July 17

* His .345 average in 36 games with Round Rock ranked 10th in Pacific Coast League, and his 48 hits were tied for third in league in that span (July 18 to August 23)

* Named Texas League All-Star and started the game on June 24 in Little Rock at DH for South, before finishing contest behind plate

* Had his contract selected from Triple-A Round Rock on August 25 and made Major League debut that night at Seattle, making the start behind plate, catching a 2-0 win and combined shutout for Miles Mikolas and Neftali Feliz

* Became first player to catch a shutout in his ML debut since Pittsburgh's Jason Kendall on Opening Day, April 1, 1996 at Florida

* Recorded first ML hit in that game with an infield single in the seventh inning off Brandon Maurer

2013

* Saw first career action at Double-A level, spending entire season with Frisco (Texas)

* Led the Texas League in games caught (82), total chances (682), and putouts (608) by a catcher, compiling a .991 fielding percentage

* Threw out 37-of-115 (32.2%) would-be base stealers, third highest percentage in the Texas League

* Batted .315 (29-for-92) with RISP and hit all four of his home runs on the season in June, all while batting left-handed

* Awarded as a Midseason Texas League All-Star, going 1-for-2 as PH/C in June 25 game at Northwest Arkansas.

2012

* Spent season with High-A Myrtle Beach, playing 79 games at catcher and 37 as DH

* Threw out 37-of-102 (36.3%) would-be base stealers, third-best percentage in the Carolina League

* Batted .283 (46-for-162) with three home runs and 18 RBI over first 42 games and .226 (65-for-88) with one homer and 25 RBI over final 75 games

* Hit two home runs in season-opener on April 6 vs. Wilmington, and had season-high four hits on August 10 at Frederick

2011

- * Spent entire campaign with Single-A Hickory and selected to the South Atlantic League All-Star Game, going 0-for-1 for the North squad on June 21 at Delmarva
- * Split time between catcher and DH, starting at catcher for the first time since 2009
- * Threw out 27-of-120 (22.5%) attempted base stealers and batted .362 (47-for-130) with runners in scoring position and .339 (19-for-56) with RISP/2 outs
- * Collected season highs in both hits (4) and RBI (5) on June 3 at Delmarva

2010

- * Spent entire season with the AZL Rangers, tying for the team lead in RBI (35)
- * Was relegated to a full-time designated hitter role after pre-season elbow surgery
- * Hit .375 (21-for-56) with RISP, batting .414 (29-for-70) over last 19 games and had season-high five hits on August 2 vs. AZL Royals

2009

- * Split season between AZL Rangers and Single-A Spokane, combining to bat .330 (67-for-203) with four home runs and 30 RBI in 53 games
- * Promoted to Spokane on August 30 and homered in two of last three games

2008

- * Spent season with the DSL Rangers, leading team in RBI (36) and hits (70)...selected to the DSL All-Star Game and won MVP honors

Personal

Tomas Telis...switch-hitting catcher from El Tigre, Venezuela...originally signed by Texas as a minor league free agent in July 2007 by scout Edgar Suarez



Career Batting Record

Year	Team	AVG	G	AB	R	H	2B	3B	HR	RBI	SH	SF	HBP	BB	SO	SB	CS	OBP	SLG	E
2008	DSL Rangers	.299	62	234	44	70	14	1	1	36	1	2	4	25	16	10	1	.374	.380	8
2009	AZL Rangers	.322	53	203	34	67	12	5	4	30	0	4	1	4	15	8	1	.333	.470	6
	Spokane	.400	7	20	4	8	1	0	2	2	0	0	0	0	4	0	0	.400	.750	0
2010	AZL Rangers	.326	37	144	22	47	7	1	2	35	4	3	1	6	16	4	1	.351	.431	0
2011	Hickory	.297	115	461	67	137	28	11	69	18	5	4	6	18	35	12	6	.329	.430	7
2012	Myrtle Beach	.247	117	450	45	111	24	1	4	43	7	3	7	16	53	9	2	.282	.331	12
2013	Frisco	.264	91	348	32	92	19	0	4	43	3	4	4	10	46	8	2	.290	.353	6
2014	Frisco	.303	70	267	31	81	16	2	2	33	3	7	1	17	29	7	1	.339	.401	6
	Round Rock	.345	36	139	18	48	7	2	3	17	1	0	1	6	12	1	1	.377	.489	1
	TEXAS	.250	18	68	7	17	2	0	0	8	1	0	1	1	10	0	0	.271	.279	1
2015	New Orleans	.333	13	48	3	16	0	0	0	4	1	1	0	5	6	2	0	.389	.333	1
	Round Rock	.291	70	282	43	82	15	1	5	25	3	0	1	14	31	1	2	.327	.404	6
	TEXAS	.182	6	11	1	2	0	0	0	8	1	0	1	0	1	0	0	.250	.182	1
	MIAMI	.148	17	27	1	4	0	0	0	0	0	0	1	1	3	0	0	.207	.148	0
2016	New Orleans	.310	91	336	46	104	16	3	6	45	1	2	2	27	42	4	2	.362	.429	5
	MIAMI	.308	10	13	1	4	0	0	1	4	0	0	0	0	2	0	0	.308	.538	3
2017	New Orleans	.279	73	280	39	78	14	2	5	31	2	3	3	18	29	5	0	.326	.396	3
	Miami	.240	48	104	13	25	5	3	0	9	0	1	3	3	10	0	0	.279	.346	0
2018	New Orleans	.309	76	282	36	87	7	3	4	47	1	1	2	20	30	3	2	.357	.397	7
	MIAMI	.207	23	29	2	6	1	0	0	1	0	0	0	2	8	0	0	.258	.241	0
2019	Rochester	.330	82	306	44	101	21	2	8	46	0	3	2	16	33	0	0	.364	.490	8
2021	St. Paul	.296	101	423	51	125	12	2	12	50	0	1	3	26	58	5	1	.340	.418	6
Major League - 4 years		.230	122	252	25	58	8	3	1	24	1	1	6	7	34	0	0	.267	.298	5
Minor League - 13 years		.296	1087	4203	555	1246	212	25	71	554	32	38	38	228	455	79	22	.335	.409	32

Career Single-Game Bests

Most Hits: 3, Sept. 2, 2017 vs. PHI

Most RBI: 4, October 2, 2016 at WAS

Most Home Runs: 1, October 2, 2016 at WAS

Most Runs Scored: 3, Sept. 18, 2017 vs. NYM

Most Stolen Bases: ---

Most Walks: 1 (5x), last August 8, 2017 at WAS

Longest Hitting Streak: 3 games, April 15-17, 2018

Grand Slams: None

Career Fielding Record

Position	PCT	G	PO	A	E	TC	DP
Catcher	.985		41	189	11	3	203
First Base	.989		30	169	12	2	183

Career Transactions

- July 2, 2007: Signed by the Texas Rangers as an amateur free agent.
- July 31, 2015: Traded by the Texas Rangers with Cody Ege to the Miami Marlins for Sam Dyson.
- January 10, 2019: Signed as a Free Agent with the Minnesota Twins.
- November 6, 2019: Signed as a Free Agent with the Minnesota Twins.
- December 9, 2021: Signed as a Free Agent with the Los Angeles Dodgers.

Injured List

- Has not been on the injured list in the Major Leagues



Miguel
VARGAS

IF | 71

@miggy_13

Bats: Right **Throws:** Right
Height: 6-3 **Weight:** 205
Opening Day Age: 22
Born: November 17, 1999 in La Habana, Cuba
Resides: La Habana, Cuba
Acquired: Signed a minor-league free agent on September 7, 2017

Career Highlights

- * Over his three seasons in the Dodger organization, the native Cuban owns a .316/.384/.480 slashline for 80 doubles, eight triples, 32 home runs, and 183 RBI
- * Was named the 2021 Branch Rickey Minor League Player of the Year by the Los Angeles Dodgers organization after hitting .319 with 23 homers and 76 RBI
- * The versatile infielder has appeared at 3B (131 GS), 2B (21 G, 20 GS), and 1B (11 G, 10 GS)
- * Named as a MiLB.com Organization All-Star and Double-A Central Player of the Month in August after slashline .319/.380/.526 with 27 doubles, career-high 23 home runs, 76 RBI and 11 stolen bases
- * In 2019, he earned multiple awards with Single-A Great Lakes, including Post-Season All-Star, MiLB.com Organization All-Star, Baseball America Low Class A All-Star and Mid-Season All-Star
- * Ranked the No. 13 prospect in Dodgers' organization
- * Signed as a free agent on September 7, 2017

Year-By-Year

2021

- * Divided his time between Advanced-A Great Lakes and Double-A Tulsa, making the move on June 16
- * Named as a MiLB.com Organization All-Star and Double-A Central Player of the Month in August after slashline .319/.380/.526 with 27 doubles, career-high 23 home runs, 76 RBI and 11 stolen bases
- * With Single-A Great Lakes, he slashed .314/.366/.532 with a .898 OPS in 156 at-bats over 37 games
- * Tallied a 22-game hit streak with Great Lakes from May 12 - June 5, going 35-for-95 with eight doubles and seven RBI
- * With Double-A Tulsa, went 67-for-327 for a .321 average over 83 games...totaled 16 doubles, 16 home runs, and 60 RBI with seven stolen bases
- * Notched the third multi-home run game of his career, with two blasts on Aug. 14 against Wichita as part of the Tulsa Drillers
- * Spent time across the infield, combining for 10 games at first base, 17 games at second base, and 84 games at third base...committed just 15 errors in 334 chances
- * Was named the 2021 Branch Rickey Minor League Player of the Year by the Los Angeles Dodgers organization after hitting .319 with 23 homers and 76 RBI

Knocked in a career-high eight RBI on July 25 against Northwest Arkansas, going 3-for-4 with four runs, one double, one home run, and two walks...had 12 three-hit games, knocking in 17 runs...tallied ten multi-walk games...during home games, hit .342/.367/.603 with four home runs and ten RBI...had his best month in August, averaging .410 (41-for-100) with five home runs and 18 RBI...hit right-handed pitching well, slashing .381/.435/.524 across 12 games

2020

- * Spent parts of the season at the alternate site at USC

2019

- * Split the season between Single-A Great Lakes and Advanced-A Rancho Cucamonga

* With the Loons, the infielder appeared in 70 games and milked a .325/.399/.464 slashline for 20 doubles, two triples, five home runs and 45 total RBI

Racked up several accolades during the season with Great Lakes, including Post-Season All-Star, MiLB.com Organization All-Star, Baseball America Low Class A All-Star, Mid-Season All-Star, and was voted Player of the Week on August 25 with Advanced-A Rancho Cucamonga...was promoted to Advanced-A Rancho Cucamonga on July 2, after smashing two home runs in each game on back to back dates, June 30 and July 1, against Fort Worth...posted a .284 average (60-for211) with the Quakes, totaling 18 doubles, one triple, and two home runs for 86 TB...started 42 games at third base for a .958 fielding percentage and also played six games at second base

2018

In his first season as a member of the Dodger organization, the infielder played with Rookie-level AZL Dodgers, Single-A Great Lakes, and Rookie-level Ogden...with AZL Dodgers, slashed .419/.514/.581 with a 1.094 OPS as he totaled three doubles, one triple, and two RBI over 31 AB...posted a .213 average (16-for-75) with one double and one triple over 23 games with Single-A Great Lakes...started 19 games at third base...as a member of Rookie-level Ogden team, he earned a .394/.447/.596 slashline accompanied by 11 doubles, one triple, two home runs and 22 RBI for a 1.042 OPS...also played 1B (6 G, 6 GS), 2B (2 G, 2 GS), and 3B (13 G, 12 GS)

Personal

Miguel Antonio Vargas...born in La Habana, Cuba on November 17, 1999...first and third baseman was signed as a free agent on September 7, 2017

Career Batting Record



Year	Team	AVG	G	AB	R	H	2B	3B	HR	RBI	SH	SF	HP	BB	SO	SB	CS	OBP	SLG	E
2018	Great Lakes	.213	23	75	4	16	1	1	0	6	1	2	1	10	20	0	0	.307	.253	4
	AZL Dodgers	.419	8	31	6	13	3	1	0	2	0	0	1	5	3	1	0	.514	.581	1
	Ogden	.394	22	94	25	37	11	1	2	22	0	0	1	8	13	6	1	.447	.596	8
2019	Rancho Cucamonga	.284	54	211	23	60	18	1	2	32	1	1	3	20	40	4	3	.353	.408	5
	Great Lakes	.325	70	280	53	91	20	2	5	45	3	0	5	35	43	9	1	.399	.464	17
2021	Great Lakes	.314	37	156	31	49	11	1	7	16	0	2	5	9	32	4	0	.366	.532	6
	Tulsa	.321	83	327	67	105	16	1	16	60	0	5	2	36	57	7	1	.386	.523	17
Minor League- 3 years		.316	297	174	209	371	80	8	32	183	2	15	16	123	208	31	6	.384	.480	58

Career Transactions

• September 7, 2017: Signed a non-drafted international free agent

Injured List

• No Injuries at the Major League Level





Bobby
WAHL

RHP | 47

@Dodgers

Bats: Right **Throws:** Right
Height: 6-3 **Weight:** 216
Opening Day Age: 30
Born: March 21, 1992 in Alexandria, VA
Resides: Alexandria, VA
Acquired: Signed as a minor league free agent by the Los Angeles Dodgers on July 15, 2021
ML Service: 2.120
ML Debut: May 3, 2017

Career Highlights

- * Virginia native looks to his ninth professional season after signing with the Dodgers as a free agent on July 15, 2021
- * Owns a 9-8 minor league record in 183 games (13 starts) over seven seasons with a 4.12 ERA (110 ER/240.1 IP) and 318 strikeouts against 120 walks with a 1.35 WHIP
- * Made his first Opening Day roster with Milwaukee in 2020, going 0-1 with a 11.57 ERA in three relief appearances during the year
- * Missed the entire 2019 season with a torn ACL in his right knee suffered during a Spring Training game on March 1 against Seattle and later underwent surgery on March 12, performed by Dr. Neal ElAttrache
- * Was named a 2018 Pacific Coast League Mid-Season All-Star after posting a 3-2 record with 11 saves over 34 appearances, producing a 2.27 ERA (10 ER/39.2 IP) with 65 strikeouts
- * Made his Major League debut on May 3, 2017 out of the bullpen with Oakland, allowing an earned run on two hits in 0.1 inning... recorded his first ML strikeout against Victor Martinez of Detroit in his next outing on May 5 on three four-seam fastballs
- * Originally selected by Oakland in the fifth round of the First-Year Player Draft (signed by scout Kelcey Mucker)

Year-By-Year

- 2021
- * Started his season with Double-A Biloxi, not factoring in the two games he pitched in...struck out four batters and walked two before getting promoted to Triple-A Nashville
 - * With Nashville, the righty posted a 1-0 mark in 11 appearances, allowing seven earned runs on seven hits with 14 strikeouts
 - * Was signed as a minor league free agent on July 15 by the Dodgers, later pitching in 11 games for Triple-A Oklahoma City, going 0-0 with a 12.96 ERA (12 ER/8.1 IP) with eight strikeouts and nine walks
 - * Started his year on the 60-Day Injured List, rehabbing a right oblique strain
- 2020
- * Went 0-1 with a 11.57 ERA in three relief appearances with Milwaukee, making his first Opening Day roster
 - * Was optioned to the Alternate Training Site on July 29
- 2019
- * Was acquired by Milwaukee from New York-NL, along with RHP Adam Hill and INF Felix Valerio, in exchange for OF Keon Broxton on January 5
 - * Missed the entire season with a torn ACL in his right knee....suffered the injury during a Spring Training game on March 1 against Seattle in Peoria...underwent surgery on March 12, performed by Dr. Neal ElAttrache
 - * Was placed on the 10-day injured list on March 27, retroactive to March 25, and transferred to the 60-day IL on April 4
 - * Pitched for the Glendale Desert Dogs in the Arizona Fall League (6 games)
- 2018
- * Began the season at Triple-A Nashville, where he went 3-2 with a 2.27 ERA and 11 saves in 34 games (1 start)
 - * Held opponents to a .130 batting average with 65 strikeouts in 39.2 innings
 - * Was a Pacific Coast League All-Star

* Was traded by Oakland to New York-NL, along with INF Will Toffey and International Bonus Pool money, in exchange for RHP Jeury's Familia on July 21

* Made four relief appearances at Triple-A Las Vegas after the trade and went 1-0 with a 1.69 ERA and 1 save before his contract was selected by the Mets on August 2

* Went 0-1 with a 10.13 ERA in 7 relief appearances with the Mets before landing on the 10-day disabled list on August 17 with a strained right hamstring....was transferred to the 60-day IL on September 8, ending his season

2017

* Began the season at Triple-A Nashville, where he went 0-1 with a 1.93 ERA and three saves in eight relief appearances before he was recalled by Oakland on May 3

* Made his Major League debut on 5/3 at Minnesota (0.1IP, 2 H, 1ER, 1HBP)...went 0-0 with a 4.70 ERA in seven relief appearances with Oakland

* Was on the 10-day injured list from May 25 - July 24 with a right shoulder strain....was transferred to the 60-day IL on July 25, ending his season (aside from 3 rehab games at Nashville)

* Underwent thoracic outlet surgery on his right shoulder on August 14, performed by Dr. Greg Pearl

2016

* Went 1-1 with a 2.65 ERA and 14 saves in 45 relief appearances at Class-A Stockton, Double-A Midland, and Triple-A Nashville

* Held opponents to a .194 batting average with 65 strikeouts in 54.1 innings

2015

* Made his Double-A debut with Midland and spent the entire season with the Rock Hounds, going 2-0 with four saves and a 4.18 ERA in 24 relief appearances in a season shortened by two stints on the disabled list with elbow problems

* Struck out 36 batters in 32.1 innings, an average of 10.02 per nine innings and kept hitters to a .283 average including .268 against right-handed hitters and a .304 average for left-handed hitters

* Credited with his first professional win June 2 at Tulsa...struck out a season-high five batters in 2.0 innings May 10 against Frisco... fired a season-high 2.1 scoreless innings May 24 at Corpus Christi

* Converted 4-of-6 (66.7%) save opportunities...tossed at least one inning in each of his 24 appearances, including two or more eight times

* Did not allow a run in four of his first five games (1.50 ERA)

2014

* Spent most of the season at Single-A Beloit where he was 0-4 with a 5.06 ERA in 20 games (seven starts)

* Spent the final month with Single-A Stockton and had no decisions and a 4.22 ERA in nine relief appearances

* Registered career highs in games started, losses, hits (54), runs (36) and home runs (7)...struck out 62 batters in 53.1 innings, an average of 10.46 per nine innings

* His final 22 appearances came in relief and he had no decisions, four saves and a 2.93 ERA out of the bullpen

* Allowed 5-of-17 (29.4%) inherited runners to score and converted 4-of-5 (80.0%) save opportunities

* Kept the opposition to a .252 opponents batting average, including .220 against right-handed hitters compared to .292 against left-handers...

* Went 0-2 with a 7.71 ERA in three starts before he was placed on the injured list April 16 with a strained left oblique muscle and was later reinstated on May 12

2013

* Had no decisions, two saves and a 4.15 ERA in ten games (five starts) in his professional debut with the A's affiliate in the Arizona Rookie League and Single-A Vermont

* Struck out 28 batters in 21.2 innings, an average of 11.63 per nine innings...allowed a .235 opponents batting average, including .212 against right-handed hitters compared to .273 against left-handers

* Made his professional debut with a start on July 3 at the Reds Arizona Rookie League squad (1.0 IP, ER, 2 BB, K)...that was his only appearance before he was transferred to Vermont July 5

* Talled a 3.92 ERA in nine games (four starts) with the Lake Monsters...made two starts before recording his first professional save July 19 against Aberdeen (3.0 IP, BB, 6 K)

* Was rated as the A's No. 8 prospect by Baseball America following the season

Personal

Robert Martin Wahl...born on March 21, 1992 in Alexandria, VA and resides in Holly Springs, NC...was selected by Cleveland in the 39th round of the 2010 First-Year Player Draft but did not sign...later signed with Oakland after being drafted in the 2013 First-Year Player Draft by scout Kelcey Mucker...played college baseball at the University of Mississippi, where he began as a starting pitcher and transitioned to a relief role after he suffered tendinitis his freshman campaign...was named a second-team All-American in 2013

Career Pitching Record

Year	Team	W-L	ERA	G	GS	CG	SHO	SV	IP	H	R	ER	HR	HB	BB	SO	WP	BK	A/G
2013	AZL Athletics	0-0	9.00	1	1	0	0	0	1.0	0	1	1	0	0	2	1	0	0	.000
	Vermont	0-0	3.92	9	4	0	0	2	20.2	20	10	9	3	0	6	27	3	0	.241
2014	Beloit	0-4	5.06	20	7	0	0	4	42.2	46	29	24	5	3	19	43	3	0	.267
	Stockton	0-0	4.22	9	0	0	0	0	10.2	8	7	5	2	0	6	19	1	0	.190
2015	Midland	2-0	4.18	24	0	0	0	4	32.1	36	17	15	2	0	14	36	5	0	.283
2016	Stockton	0-0	6.75	3	0	0	0	0	4.0	3	3	3	0	0	5	3	2	0	.231
	Midland	0-1	2.21	33	0	0	0	10	40.2	26	11	10	3	1	17	48	3	0	.188
	Nashville	1-0	2.79	9	0	0	0	4	9.2	7	3	3	0	0	6	14	2	0	.200
2017	Stockton	0-0	0.00	2	0	0	0	0	2.0	0	0	0	0	0	3	6	0	0	.000
	Nashville	1-1	4.15	11	0	0	0	3	13.0	13	8	6	3	0	5	22	1	0	.245
	OAKLAND	0-0	4.70	7	0	0	0	0	7.2	8	4	4	0	1	4	8	2	0	.258
2018	Las Vegas	1-0	1.69	4	0	0	0	1	5.1	3	1	1	0	0	2	8	0	0	.188
	Nashville	3-2	2.27	34	1	0	0	11	39.2	17	16	10	2	1	17	65	3	1	.130
	NEW YORK	0-1	10.13	7	0	0	0	0	5.1	9	6	6	2	0	4	7	0	0	.360
2020	MILWAUKEE	0-1	11.57	3	0	0	0	0	2.1	4	3	3	2	0	1	0	0	0	.400
2021	Biloxi	0-0	21.60	2	0	0	0	0	1.2	3	4	4	2	0	2	4	0	0	.375
	Oklahoma City	0-0	12.96	11	0	0	0	0	8.1	15	13	12	3	1	9	8	2	0	.395
	Nashville	1-0	7.27	11	0	0	0	1	8.2	7	7	7	1	0	7	14	1	0	.226
Major League - 3 years		0-2	7.63	17	0	0	0	0	15.1	21	13	13	4	1	8	16	2	0	.318
Minor League- 7 years		9-8	4.12	183	13	0	0	40	240.1	204	130	110	26	6	120	318	26	1	.228

Career Single-Game Bests

Low-Hit Complete Game:	---	Most Strikeouts:	2, (2x), last, August 11, 2018
Most Innings Pitched Starter:	---	Most Walks:	2, August 14, 2018 at BAL
Most Innings Pitched Reliever:	2.0, May 23, 2017 vs. MIA	Longest Winning Streak:	---
Most Earned Runs Allowed:	2, (2x), last, July 28, 2020 at PIT	Longest Losing Streak:	2 games, August 14, 2018 - current

Career Fielding Record

Position	PCT	G	PO	A	E	TC	DP
Pitcher	1.000	17	1	1	0	2	0

Career Transactions

- June 7, 2013: Drafted by the Oakland Athletics in the fifth round of the 2013 amateur draft. Player signed June 17, 2013.
- July 21, 2018: Traded by the Oakland Athletics with Will Toffey (minors) and international bonus slot money to the New York Mets for Jeury's Familia.
- January 5, 2019: Traded by the New York Mets with Adam Hill (minors) and Felix Valerio (minors) to the Milwaukee Brewers for Keon Broxton.
- June 30, 2021: Selected off waivers by the Los Angeles Dodgers from the Milwaukee Brewers.
- July 13, 2021: Released by the Los Angeles Dodgers.
- July 15, 2021: Signed as a Free Agent with the Los Angeles Dodgers.

Injured List

- May 24 - July 25, 2017 (strained right shoulder)
- March 27 - November 11, 2019 (Tom ACL in right knee)
- April 1-May 31, 2021 (right oblique strain)



Tony WOLTERS

C | 14

@ TonyWolters

Bats: Left **Throws:** Right

Height: 5-10 **Weight:** 195

Opening Day Age: 29

Born: June 9, 1992 in Vista, CA

Resides: Vista, CA

Acquired: Signed as a Free Agent on December 13, 2021

ML Service: 5.033

ML Debut: April 5, 2016

Career Highlights

- * Southern California native looks to his 13th professional season with a career .236 Major League average (.259-for-1099) across 405 games with 48 doubles, nine triples, 123 RBI and 359 games spent behind the dish
- * Made his Major League debut on April 5, 2016 at Arizona...later claimed his first ML hit on April 10, 2016 vs. San Diego, as single off James Shields and stroked his first ML home run vs. Arizona on June 25 off Shelby Miller
- * Appeared in 112 games at catcher in 2019 with the Colorado Rockies, tied with Yorvit Torrealba (2007) for the second-most games at catcher in a single season in franchise history and was later named as the Rockies' recipient of the MLB Players Alumni Associations Heart and Hustle Award...hit two triples on July 6, 2018 at Seattle, and was the first catcher in franchise history with a two-triple game
- * Made his postseason debut in the 2018 National League Wild Card Game and drove in the game-winning run with an RBI single in the 13th inning
- * Owns a .257 (490-for-1910) career average in 518 Minor Leagues games, tallying 17 triples, 23 home runs, and 205 RBI...has caught 245 games (243 starts) after transitioning to a catching role in 2013
- * Originally drafted by the Cleveland Indians in the third round of the 2010 First-Year Player Draft

Year-By-Year

2021

- * Was signed by the Pittsburgh Pirates as a free agent to a minor league contract to start the year and was invited to spring training but was later released on March 29
- * Was signed by the Chicago Cubs on March 31 and spent 14 games at the Major League level...went 3-for-24 with five RBI and 12 strikeouts
- * Assigned to Triple-A Iowa on May 22 and played in 38 games, slashing .261/.380/.400 with a .790 OPS and four doubles and four RBI...was released on August 2 and signed a free agent contract with the Dodgers on August 9
- * With Triple-A Oklahoma City, he appeared in 26 games and went 20-for-93 for a .215 average...roped six doubles, one triples, two home runs, and 13 RBI
- * Caught 50 games (49 starts) at the Triple-A level, registering a .988 fielding percentage and committed just six errors over 492 chances

Hit well in away games, producing a .298 average (31-for-104) with eight doubles, one triple, four home runs, and 20 across both Triple-A and Major League contests...was strong against relievers, averaging .252 (30-for-119) with 16 RBI...had two three-hit games (June 4 at Omaha, Sept. 2 vs. Albuquerque), going 6-for-8 with a run and one RBI...had a seven-game hit streak from June 24 to July 7, going 11-for-26 with seven RBI...tallied six two-walk games...homered in back-to-back games on July 2 and July 4 both at Indianapolis, totaling three RBI and going 3-for-8...played two games at first base, four games at third base, and 50 games at catcher across both Triple-A teams

2020

- * Spent the entire season with Colorado, appearing in 42 games for a .230/.280/.270 slashline with four doubles and eight RBI
- * Finished tied for fifth among National League catchers in starts (35) and ninth in innings caught (283.2)
- * Recorded his lone multi-RBI game on Aug. 15 vs. HOU...had a career-high tying three hits on Aug. 24 at ARI
- * Made 39 appearances at catcher (35 starts) and threw out three of his 20 baserunners attempting to steal...also appeared at second base for four games

2019

- * Set new career highs in games played (121), runs (42), hits (94), doubles (17), RBI (42) and batting average (.262)
- * Career-high eight-game hitting streak May 1-15 (.407, 11-for-27, three doubles, six RBI)
- * Caught two runners stealing in the first inning May 17 at PHI, the first Rockies catcher to catch two in the same inning since Charles Johnson on May 17, 2003 vs. Montreal
- * Hit his lone home run of the season on May 22 at PIT, snapping a string of 247 homerless at-bats...was his first longball since Aug. 27, 2018
- * Pinch-hit game-tying RBI single in the ninth innings June 20 at ARI
- * Ranked third in the NL with 20 runners caught stealing and second with a 68.8 stolen-base percentage
- * His 106-game errorless streak snapped Aug. 19 at ARI (streak began on Aug. 16, 2018)...was second-longest errorless streak for a catcher in club history (Longest: Chris Iannetta, 157 games from June 22, 2007 – May 23, 2009) and the second-longest to start a season at 86 total games
- * Was the Rockies' recipient of the MLB Players Alumni Associations Heart and Hustle Award

2018

- * Made his third consecutive Opening Day roster
- * Drove in the game-winning run with an RBI single off Kyle Hendricks in the 13th inning of the Wild Card Game at Chicago-NL in his postseason debut...appeared in three postseason games, including one start at catcher in Game 3, and went 2-for-3 with one RBI
- * Made 56 starts with the Rockies and recorded a catcher's ERA of 4.21 ERA in 489 innings
- * Registered a career-high four triples, the second-most among Major League catchers...hit two triples on July 6 at Seattle, the first catcher in franchise history with a two-triple game
- * Drew a career-high four walks on Sept. 24 vs. PHI, the first four-walk game by a Rockies player since Michael McKenry drew four walks on Aug. 17, 2014 vs. CIN
- * Talled four bases-loaded walks, tied for the second-most walks of that kind in MLB, including a bases-loaded walk-off walk April 7 vs. ATL in the 10th inning of the 3-2 Rockies win
- * Made his first two appearances as an outfielder in his career, also made two appearances at second base and one at third base

2017

- * Began the season with the Rockies on Opening Day and spent the entire year on the active roster...made his second consecutive Opening Day roster in his second ML season
- * Appeared in 83 games across two stints with the club...started a team-high 66 games behind the plate...recorded a catcher's ERA of 5.07
- * Hit .240 (55-for-229) in 83 games and played 77 games (66 starts) at catcher...also played second base (four games) and third (one game) in a backup role
- * Placed on the seven-day disabled list (concussion) on May 3 and was transferred to the 10-day injured list on May 12...had a rehab assignment with Triple-A Albuquerque from May 12-16
- * Optioned to Albuquerque on July 22 and batted .250 (14-for-54) with five doubles, one triple, two home runs and nine RBI in 14 games...was later recalled on August 22

2016

- * Made his Major League debut after beginning the campaign on the Opening Day roster with Colorado
- * Made his Major League debut on April 5 at Arizona, entering the game at catcher in the bottom of the eighth inning
- * First Major League hit in his first career start, April 10 vs. San Diego, a single to right off James Shields...hit his first big league home run off Shelby Miller, en route to a career-high four RBI June 25 vs. Arizona
- * Made 58 starts at catcher with the club, going 28-for-30...batted .260 (51-for-196) as a starter, with 13 doubles, two triples, three home runs, 20 RBI, 20 walks, and 49 strikeouts
- * Batted .321 (27-for-94) with six doubles, one triple, two home runs, and 12 RBI in 29 games after the All-Star break...post All-Star break average was 14th best in the NL, second highest among the league's catchers
- * Played seven games at second base and three at shortstop

2015

- * For the second straight season, left knee issues ended his season prematurely
- * Did not play after June 30 and underwent a left knee meniscectomy July 6 in Cleveland (Dr. Richard Parker) to repair a cartilage tear
- * Appeared in 56 games behind the plate and three at shortstop...did not hit above .231 in any of his three Minor League months and was 7-for-61 (115) against left-handed pitchers.

2014

- * Appeared in 66 games at catcher, committing zero errors over 491 total chances, and threw out 25 of 53 base runners attempting to steal (47%)

- * Played in ten games at second base and eight games at shortstop...had a left knee strain, ending his season on July 26
- * Played for Peoria in the Arizona Fall League after the season, batting .255 (14-for-55) with five runs and eight RBI in 15 games... was added to Cleveland's 40-man roster on November 20

2013

- * Entered the season rated the seventh-best prospect in the Indians system by MLB.com
- * Spent the first month of the season at extended Spring Training, working on defense as he transitioned to catcher before being sent to Carolina, where he spent the remainder of the season...later played in the Arizona Fall League

2012

- * Spent the season at Low-A Carolina and led the Carolina League in triples, tied for eighth in doubles, and ninth in runs scored
- * Hit .291 (73-for-251) in the second half, with 17 doubles, seven home runs, 31 RBI and an .818 OPS

2011

- * Ranked amongst the best in the New-York Penn League in runs scored (1st, 50), hits (5th, 78), and stolen bases (10th, 19)
- * Was named an NYPL Mid-Season All-Star and the eighth best prospect in the Indians system by Baseball America

2010

- * Drafted by the Cleveland Indians and made his professional debut with Rookie-level AZL Indians, playing in five games

Personal

Anthony John Wolters, a native of Vista, California...is married to wife, Katelyn, and reside in Scottsdale, Arizona during the offseason...son of Debbie and Kelly, has a sister, Alli...enjoys biking, hiking, and walking his dog Levi...committed to the University of San Diego prior to signing with Cleveland after the 2010 draft...his jersey number (9) was retired at Rancho Bueno Vista High in January along with those of fellow RBV graduates Dave Roberts and Jesse English as well as former Coach Steve Hargrave... was drafted in the third round of the 2010 First-Year Player Draft by the Cleveland Indians



Career Batting Record

Year	Team	AVG	G	AB	R	H	2B	3B	HR	RBI	SH	SF	HBP	BB	SO	SB	CS	OBP	SLG	E
2010	AZL Indians	.211	5	19	2	4	0	0	0	3	0	0	0	2	5	2	0	.286	.211	2
2011	Mohoning Valley	.292	69	267	50	78	10	3	1	20	4	1	11	30	49	19	4	.385	.363	21
2012	Carolina	.262	125	485	66	127	30	8	8	58	5	3	8	36	104	5	9	.321	.406	24
2013	Carolina	.277	80	289	36	80	13	0	3	33	4	3	3	41	58	3	6	.369	.353	3
2014	Akron	.249	94	341	36	85	15	2	1	34	2	6	3	35	74	3	2	.319	.314	2
2015	Akron	.209	65	239	23	50	7	2	2	17	2	2	7	21	63	3	2	.290	.280	4
2016	Albuquerque	.250	2	8	1	2	0	0	0	1	0	0	0	0	1	0	0	.250	.250	0
	COLORADO	.259	71	205	27	53	15	2	3	30	4	0	0	21	53	4	1	.327	.395	6
2017	Albuquerque	.259	14	54	6	14	5	1	2	9	0	0	1	3	15	0	1	.310	.500	0
	COLORADO	.240	83	229	30	55	8	1	0	16	2	0	2	33	55	0	1	.341	.284	2
2018	COLORADO	.170	74	182	19	31	4	4	3	27	0	2	6	26	33	2	0	.292	.286	4
2019	COLORADO	.262	121	359	42	94	17	2	1	42	2	6	6	36	68	0	1	.337	.329	1
2020	COLORADO	.230	42	100	10	23	4	0	0	8	2	0	1	6	30	0	0	.280	.270	1
2021	Oklahoma City	.215	26	93	10	20	6	1	2	13	0	1	5	8	20	0	1	.308	.366	3
	Iowa	.261	38	115	18	30	4	0	4	17	1	0	4	18	33	1	1	.380	.400	3
	CHICAGO - NL	.125	14	24	3	3	0	0	0	0	1	0	0	5	12	0	1	.276	.125	0
Major League - 6 years		.236	405	1099	131	259	48	9	7	123	11	8	17	127	251	6	4	.322	.315	15
Minor League - 9 years		.257	518	1910	248	490	90	17	23	205	18	16	42	194	422	36	26	.336	.358	56

Career Single-Game Bests

Most Hits: 3, (10x), last, August 24, 2020 at ARI

Most RBI: 4, June 25, 2016 vs. ARI

Most Home Runs: 1, (7x), last May 22, 2019 at PIT

Most Runs Scored: 3, (2x), last, Sept. 14, 2019 vs. SD

Most Stolen Bases: 2, April 16, 2016 vs. SF

Most Walks: 4, Sept. 24, 2018 vs. PHI

Longest Hitting Streak: 8 games, May 1 - May 15, 2019

Grand Slams: ---

Career Fielding Record

Position	PCT	G	PO	A	E	TC	DP	
Catcher		995	359	2535	206	14	2755	25
Second Base		1000	27	9	22	0	31	4
Third Base		1000	3	1	0	0	1	0
Short Stop		.667	3	0	2	1	3	1
Left Field		1000	3	1	0	0	1	0

Career Transactions

- June 8, 2010: Drafted by the Cleveland Indians in the 3rd round of the 2010 amateur draft.
- February 18, 2016: Selected off waivers by the Colorado Rockies from the Cleveland Indians.
- February 11, 2021: Signed as a Free Agent with the Pittsburgh Pirates.
- March 31, 2021: Signed as a Free Agent with the Chicago Cubs.
- August 9, 2021: Signed as a Free Agent with the Los Angeles Dodgers.

Injured List

- May 3 - 12, 2017 (concussion)



Mike
WRIGHT JR.

RHP | 98

@Dodgers

Bats: Right **Throws:** Right

Height: 6-6 **Weight:** 240

Opening Day Age: 32

Born: January 3, 1990 in Bennettsville, SC

Resides: Bennettsville, SC

Acquired: Signed Minor League Contract on March 16, 2022

ML Service: 3.057

ML Debut: May 17, 2015

Career Highlights

- * The 32-year-old right-hander from South Carolina looks to his 11th professional season after signing a minor league deal with the Dodgers on March 16, 2022
- * Owns a 10-13 Major League record in 123 games (23 starts) over six seasons with a 5.97 ERA (183 ER/276.0 IP) and 219 strikeouts against 110 walks with a 1.562 WHIP
- * In 2020, he spent the entire season with the NC Dinos of the Korean Baseball Organization...helped guide the Dinos to the franchise's first KBO Championship
- * Appeared in a career-high 48 games (two starts) with the Orioles in 2018, posting a career-best 4-2 record with a 5.55 ERA (52 ER/84.1 IP) and a 1.625 WHIP...posted a career-high in pitches thrown in the Majors (1562) and spent his entire season with the club
- * Made his Major League debut on May 17, 2015 at home against LAA...he became the ninth Orioles pitcher to toss a scoreless start in his Major League debut and the first since LHP Chris Waters (Aug. 5, 2008 at LAA)...he was the first to do so at home since RHP Anthony Telford (Aug. 19, 1990 vs. OAK)
- * In 2015, he struck out Mike Trout in the first inning for his first career Major League strikeout...slapped his first Major League hit with the Orioles on May 23 at Miami
- * Named the O's No. 8 prospect in 2013 and 2014 by Baseball America
- * Embarked on his professional career and pitched at three levels in the O's system...went 3-2 with a 5.72 ERA (29 ER/45.2 IP) to go along with 42 strikeouts in 12 games (eight starts) and a 1.31 WHIP
- * Drafted by the Baltimore Orioles in the third round of the 2011 MLB June Amateur Draft from East Carolina University (Greenville, NC)

Year-By-Year

2021

- * Split time between Triple-A Charlotte and the Majors with the White Sox...posted a 7-5 record in the minors and a 3.40 ERA (36 ER/95.1 IP), holding opponents to a .202 average in 16 games (16 starts)
- * Appeared in 13 games with the White Sox where he went 0-1 and posted a 5.50 ERA (11 ER/18.0 IP), 11 strike outs and 11 walks to go along with a 1.56 WHIP
- * Posted a season-high three strikeouts in ML play against Cleveland on the road in 2.0 innings on Sept. 23
- * His contract was selected from Charlotte on Aug. 16...made his Sox debut on Aug. 17 at home against Oakland and worked 2.0 scoreless IP with a strikeout
- * Threw a season-best 2.1 innings on Aug. 21 at Tampa Bay and Sept. 3 at Cleveland
- * Suffered his first loss on Sept. 11 vs. Boston after allowing one unearned run on one hit in 1.0 IP
- * Was ejected on Sept. 16 at home against the Angels after a HBP of DH Shohei Ohtani and received a two-game suspension from MLB for his actions

* Allowed at least one run in each of his final four appearances from Sept. 19-29 before being designated for assignment on Oct.1

2020

Did not appear in a major-league game after splitting time between the Philadelphia and Cincinnati organizations...Opened the season in the Phillies system before being designated for assignment on 8/11...Was claimed off waivers by the Reds and optioned on 8/15...was DFA on 9/15 and outrighted on 9/18.

2019

Split time between Philadelphia and Class AAA Lehigh Valley...Appeared in 67 games over five stints with the Phillies: 3/28-5/18, 5/28-6/2, 6/8-16, 7/17-31 and 9/2-end of season...Started 13 games in left field and two in right...Entered 41 games as a pinch-hitter (.128, 5-39) and one as a pinch-runner...Hit solo homers on 4/27 vs. Miami and 7/24 at Detroit...In 48 games with the IronPigs, slashed .316/.381/.574

2018

Spent the entire season with Philadelphia and made his first career Opening Day roster...Made 102 starts: 89 in right field, 12 in left and one as DH...Tied for first on the club with five outfield assists and ranked second in game-winning RBI (10)...Batted .357 (10-28) with a double, three homers, eight RBI, two walks and a HBP as a pinch-hitter ranked among MLB pinch-hit leaders in go-ahead RBI (1st, 4), game-winning RBI (T1st, 3), homers (T2nd, 3), total bases (3rd, 20), extra-base hits (T4th, 4), hits (T7th, 10) and RBI (T7th, 8)...All three of his pinch homers gave Philadelphia the lead, the first MLB player to accomplish the feat since the Dodgers' Olmedo Sáenz and Colorado's Mark Sweeney (three) in 2004...His four go-ahead RBI as a pinch-hitter were the most by a Phillies player since 1984 (Len Matuszek, 5)...Recorded 24 multi-hit efforts...the Phillies went 19-5 in those games, including a 9-1 mark at Citizens Bank Park...Hit his first career pinch homer on 4/9 vs. Cincinnati...recorded three pinch homers by the end of May, the first Phillie to accomplish the feat since Matt Stairs in 2009 (also three)... Homered in consecutive games for the first time in his career from 5/29-30 at the Dodgers... Recorded his first career multi-homer game on 7/26 at Cincinnati...also tied his career high with four hits.

2017

Made a career-high 13 relief appearances...First season not making a start for the Orioles...Tossed 3.2 scoreless innings in relief on 9/14 at NYY, the second-longest relief appearance of his career (behind a 4.2 inning outing on 7/8/16 vs. LAA)...Made season debut on 5/31, tossing 1.0 scoreless inning in relief...Recalled from Triple-A Norfolk earlier in the day...Went 4-6 with a 3.69 ERA (34 ER/83.0 IP) and 71 strikeouts in 16 starts with Triple-A Norfolk.

2016

Made five stints with the Orioles...Recalled for the last time from Triple-A Norfolk on 9.15...As a starter, went 3-4 with a 6.22 ERA (44 ER/63.2 IP) with 46 strikeouts and 24 walks over 12 starts...As a reliever, went 0-0 with a 3.27 ERA (4 ER/11.0 IP) with four strikeouts and two walks in six appearances...Retired four of his first six batters faced...Surrendered two earned runs over his last four appearances (all in relief), posting a 3.38 ERA (2 ER/5.1 IP) in that span...Went 4-4 with a 3.07 ERA (26 ER/76.1 IP) in 13 starts with Triple-A Norfolk...Entered 2016 as the 10th-best prospect in the Orioles organization, according to Baseball America and MLB.com.

2015

Enters 2016 as the 10th-best prospect in the Orioles organization, according to Baseball America and MLB.com • Made his Major League debut on 5/17 vs. LAA and became the 993rd player to play for the Orioles since the club moved to Baltimore in 1954... He became the ninth Orioles pitcher to toss a scoreless start in his Major League debut and the first since LHP Chris Waters (8/5/08 at LAA)...He was the first to do so at home since RHP Anthony Telford (8/19/90 vs. OAK) • Struck out Mike Trout in the first inning for his first career Major League strikeout • Was placed on the 15-day disabled list with a left calf strain on 8/1... Made two rehab outings with Triple-A Norfolk (8/27 at Gwinnett and 9/1 vs. Charlotte), going 1-1 with a 0.90 ERA (1 ER/10.0 IP) • Opened his Major League career with a 14.1 innings scoreless streak after 7.1 innings in his Major League debut on 5/17 vs. LAA and 7.0 innings on 5/23 at MIA (streak snapped after surrendering a leadoff home run to Adam Eaton on 5/28 vs. CWS, GM 2... According to the Elias Sports Bureau, the last Orioles pitcher with at least 14.1 scoreless innings to start a Major League career was RHP Dave Ford in September 1978 (Ford began his career with 15.0 scoreless innings) • After 7.0 scoreless innings at MIA on 5/23, Wright became the third starter in Orioles history to begin his Baltimore career with two consecutive scoreless starts (also LHP Bill Short, 7/1-8/66 and RHP Tom Phoebus, 9/15-20/66) • According to the Elias Sports Bureau, he became the first pitcher in franchise history to earn a win in his Major League debut as a starting pitcher without allowing any runs or walks to the opposition...Became the third active pitcher to have achieved the feat in his Major League debut (also RHP Anibal Sanchez on 6/25/06 for the Marlins and RHP Odrisamer Despaigne on 6/23/14 for the Padres) • Notched his first Major League hit on 5/23 at MIA • Went 2-2 with a 6.08 ERA (18 ER/26.2 IP) over seven outings (five starts) at Oriole Park...Surrendered six home runs in those outings...Went 1-3 with a 6.00 ERA (12 ER/18.0 IP) in five appearances (four starts) on the road • Went 1-0 with a 0.00 ERA (3.0 IP) in three appearances out of the bullpen for the Orioles • Posted a 2.70 ERA (2 ER/6.2 IP) with one save over four games (one start) in Major League Spring Training • Went 9-1 with a 2.22 ERA (20 ER/81.0 IP) and nine Quality Starts in 15 games (14 starts) with Triple-A Norfolk.

2014

Made 26 starts with Triple-A Norfolk, going 5-11 with a 4.61 ERA (142.2IP, 73ER)...His 26 starts were tied for fifth-most in the International League and tied for the most by a Tides pitcher since Norfolk became an Orioles affiliate in 2007...Was named International League Pitcher of the Week, August 18-24...Did not allow an earned run over his final 24.2 innings (August 10-29), a stretch that was just 2.0 innings shy of matching the franchise record of 26.2 innings, set by LH Royce Ring in 2006...Went 4-2 with a 0.95 ERA (47.1IP, 5ER) over his final seven starts and held opposing batters to a .202 average over that span.

2013

Tied for the Eastern League lead in ERA (3.26) and was tied for the league's second-highest win total (11)...Won six straight games, April 19-June 19...Struck out season-high 10, July 26 at Erie...Named to the Eastern League Mid-Season All-Star Team...

Named the O's #8 prospect by Baseball America following the season.

2012

Split the season between Class-A Frederick (8GS) and Double-A Bowie (12GS) ... Went 6.0 or more innings in six of eight starts with Keys, posting a 2.91 ERA in 46.1IP ... Had three outings of 6.0 scoreless IP or more with Frederick (April 8, May 6 and 18) ... Held lefties to a .222/.250/.278 line in 54 AB against in the Carolina League ... Was tied for the league lead with five wins at the time of his promotion to Bowie ... Went 3-2 with a 3.93 ERA (34.1IP, 15ER) in six starts at home for the Baysox ... Held righties to a .250/.292/.428 line in 152 AB against in the Eastern League ... Named the O's #8 prospect after the season by Baseball America ... Made 7 appearances in the AFL after the season (0-5, 6.43 ERA in 21.0IP)

2011

Began his pro career and pitched at three levels in the O's system...Pitched in one game for the GCL Orioles, July 1 at the GCL Rays (IP,K)...Made seven starts for Class-A Aberdeen, going 2-1 with a 3.77 ERA (31.0IP, 13ER, 29K)...Closed his season with four games for Single-A Delmarva, striking out 12 batters in 13.2 IP.

Personal

Married Madison...has one child: Maddox...Attended East Carolina University in Greenville, N.C., where he went 6-4 with a 2.79 ERA (31ER/100.0IP) and 75 strikeouts over 16 starts as a junior in 2011... pitched for Harwich in the Cape Cod League the summer of 2010...Graduated in 2008 from Whiteville (N.C.) High School.

Career Pitching Record																				
Year	Team	W-L	ERA	G	GS	CG	SHO	SV	IP	H	R	ER	HR	HB	BB	SO	WP	BK	AVG	
2011	GCL Orioles	0-0	0.00	1	0	0	0	0	10	0	0	0	0	0	0	0	0	0	.000	
	Aberdeen	2-1	3.77	7	7	0	0	0	31.0	29	15	13	3	1	6	29	3	0	.248	
	Delmarva	1-1	10.54	4	1	0	0	0	13.2	21	16	16	3	2	4	12	3	0	.356	
2012	Frederick	5-2	2.91	8	8	0	0	0	46.1	47	16	15	3	1	5	35	0	0	.266	
	Bowie	5-3	4.91	12	12	0	0	0	62.1	71	38	34	7	3	17	45	6	0	.289	
2013	Bowie	11-3	3.26	26	26	0	0	0	143.2	152	65	52	9	10	39	136	9	1	.267	
	Norfolk	0-0	0.00	1	1	0	0	0	6.2	6	0	0	0	0	0	2	0	0	.231	
2014	Norfolk	9-11	4.61	26	26	0	0	0	142.2	159	87	73	10	5	41	103	3	0	.281	
2015	Norfolk	5-1	2.22	15	14	0	0	0	81.0	59	21	20	4	3	25	63	4	0	.207	
	BALTIMORE	3-5	6.04	12	9	0	0	0	44.2	52	30	30	9	5	18	26	2	0	.291	
2016	Norfolk	4-4	3.07	13	13	0	0	0	76.1	72	30	26	8	1	14	48	2	0	.250	
	BALTIMORE	3-4	5.79	18	12	0	0	0	74.2	81	53	48	12	9	26	50	2	0	.282	
2017	GCL Orioles	1-1	8.31	3	1	0	0	0	4.1	8	4	4	0	0	1	7	0	0	.400	
	Norfolk	4-6	3.69	16	16	1	0	0	83.0	81	41	34	6	4	26	71	1	0	.251	
	BALTIMORE	0-0	5.76	13	0	0	0	0	25.0	26	16	16	5	3	7	28	1	0	.265	
2018	BALTIMORE	4-2	5.55	48	2	0	0	0	84.1	101	55	52	12	7	36	74	4	0	.299	
2019	Tacoma	2-5	5.28	15	12	0	0	0	58.0	61	35	34	4	2	17	56	2	0	.269	
	BALTIMORE	0-1	9.45	10	0	0	0	1	13.1	20	14	14	4	5	1	7	14	1	0	.351
	SEATTLE	0-0	6.75	9	0	0	0	0	16.0	24	16	12	1	1	5	16	1	0	.324	
2021	Columbus	7-5	3.40	16	16	0	0	0	95.1	71	38	36	11	8	29	90	3	0	.202	
	CHICAGO-AL	0-1	5.50	13	0	0	0	0	18.0	17	12	11	1	2	11	11	2	0	.254	
Major League - 6 years		10-13	5.97	123	23	0	0	1	276.0	321	196	183	45	28	110	219	13	0	.292	
Minor League - 9 years		56-43	3.80	163	153	1	0	0	845.1	837	406	357	68	41	223	698	36	1	.257	

Career Single-Game Bests

Low-Hit Complete Game:	---	Most Strikeouts:	6, (4x), last, April 3, 2018 at HOU
Most Innings Pitched Starter:	71, May 17, 2015 vs. DET	Most Walks:	5, June 11, 2016 at TOR
Most Innings Pitched Reliever:	4.2, May 8, 2018 vs. KC	Longest Winning Streak:	3 games, June 22-August 8, 2018
Most Earned Runs Allowed:	8, June 17, 2016 vs. TOR	Longest Losing Streak:	5 games, June 2-Sept. 16, 2015

Career Fielding Record

Position	PCT	G	PO	A	E	TC	DP
Ptcher	.951	123	15	24	2	41	3

Career Transactions

- June 7, 2011: Drafted by the Baltimore Orioles in the 3rd round of the 2011 amateur draft. Player signed June 20, 2011.
- April 24, 2019: Traded by the Baltimore Orioles to the Seattle Mariners for Ryne Ogren (minors).
- December 24, 2020: Signed as a Free Agent with the Chicago White Sox.
- March 16, 2022: Signed as a Free Agent with the Los Angeles Dodgers.

Injured List

- August 1-27, 2015 (left calf strain)



Dodger Stadium Tours



EXCLUSIVE BEHIND THE SCENES ACCESS



Trophy Gallery



Centerfield Plaza



Vin Scully Press Box

BOOK ONLINE AT DODGERS.COM/TOURS OR CALL 866-DODGERS

OPPONENTS



**Batting Champion Trea Turner tags out
St. Louis Cardinals infielder Tommy
Edman**

Arizona Diamondbacks

Chase Field (1998) | 401 E. Jefferson St. | Phoenix, AZ 85004 | (602) 462-6000

Executive Vice President & General Manager.....Mike Hazen
 Manager.....Torey Lovullo (6th season w/ ARI, 337-371)



Year-By-Year Series Results (1998-2021)

Year	Home	Road	Totals	Year	Home	Road	Totals	Year	Home	Road	Totals
1998	4-2	4-2	8-4	2006	7-2	3-6	10-8	2014	7-2	8-2	15-4
1999	4-2	2-5	6-7	2007	4-5	6-3	10-8	2015	8-2	5-4	13-6
2000	5-2	1-5	6-7	2008	6-3	4-5	10-8	2016	7-2	5-3	12-7
2001	4-5	5-5	9-10	2009	6-3	5-4	11-7	2017	5-5	3-6	8-11
2002	5-5	5-4	10-9	2010	7-2	6-3	13-5	2018	5-4	3-7	8-11
2003	4-5	5-5	9-10	2011	3-6	5-4	8-10	2019	7-2	4-6	11-8
2004	8-1	8-2	16-3	2012	3-6	3-6	6-12	2020	3-0	5-2	8-2
2005	1-8	4-5	5-13	2013	3-6	6-4	9-10	2021	9-1	7-2	16-3

All-Time Series

All-Time Series Record
 237-183
 At Chase Field
 110-102
 At Dodger Stadium
 125-81

Postseason

2017 NLDS W, 3-0

2022 Schedule

Dates	Site
4/25-27	ARI
5/16-18	LA
5/26-29	ARI
9/12-14	ARI
9/20-22	LA

Series Facts

Last Dodger 3-Game Sweep, at LA	Sept.13-15, 2021	Most Runs Scored vs. ARI	22, July 10, 2021 at LA
Last Dodger 4-Game Sweep, at LA	May 17-20, 2021	Most Runs Allowed vs. ARI	18, May 17, 2014 at ARI
Last Dodger 3-Game Sweep, at ARI	June 18-20, 2021	Largest Margin of Victory	21, July 10, 2021 at LA (22-1)
Last Dodger 4-Game Sweep, at ARI	July 15-18, 2004	Largest Margin of Defeat	11, 2x, last: May 17, 2014 at ARI (7-18)
Last Arizona 3-Game Sweep, at LA	Sept. 4-6, 2017	Longest Winning Streak	8 games, July 5-Aug. 31, 2004
Last Arizona 4-Game Sweep, at LA	Never Accomplished	Longest Losing Streak	8 games, July 2-Aug.29, 2005
Last Arizona 3-Game Sweep, at ARI	April 2-4, 2018	Last Doubleheader	None
Last Arizona 4-Game Sweep, at ARI	Never Accomplished		

Atlanta Braves

SunTrust Park (2017) | 755 Battery Avenue | Atlanta, GA 30339 | (404) 522-7630

Executive Vice President & General Manager.....Alex Anthopoulos
 Manager.....Brian Snitker (7th season w/ ATL, 441-390)



Year-By-Year Series Results (1998-2021)

Year	Home	Road	Totals	Year	Home	Road	Totals	Year	Home	Road	Totals
1958	8-3	6-5	14-8	1979	3-6	4-5	7-11	2000	1-2	1-5	2-7
1959	6-6	8-4	14-10	1980	3-6	4-5	7-11	2001	2-1	3-1	5-2
1960	5-6	7-4	12-10	1981	5-4	2-3	7-7	2002	2-1	2-1	4-2
1961	7-4	5-6	12-10	1982	5-4	6-3	11-7	2003	1-2	1-2	2-4
1962	6-3	4-5	10-8	1983	6-3	5-4	11-7	2004	2-2	1-2	3-4
1963	4-5	4-5	8-10	1984	5-4	7-2	12-6	2005	1-2	2-1	3-3
1964	3-6	5-4	8-10	1985	7-2	6-3	13-5	2006	1-2	2-1	3-3
1965	5-4	5-4	10-8	1986	5-4	3-6	8-10	2007	2-2	1-2	3-4
1966	7-2	4-5	11-7	1987	6-3	6-3	12-6	2008	2-1	0-3	2-4
1967	8-1	2-7	10-8	1988	7-2	7-2	14-4	2009	1-3	2-1	3-4
1968	6-3	3-6	9-9	1989	5-4	5-2	10-6	2010	2-2	1-3	3-5
1969	6-3	3-6	9-9	1990	7-2	5-4	12-6	2011	3-1	2-1	5-2
1970	5-4	7-2	12-6	1991	5-4	6-3	11-7	2012	1-2	2-1	3-3
1971	5-4	4-5	9-9	1992	5-4	1-8	6-12	2013	2-2	0-3	2-5
1972	2-4	6-3	8-7	1993	3-3	2-5	5-8	2014	3-0	3-1	6-1
1973	9-0	6-2	15-2	1994	0-3	0-3	0-6	2015	2-1	1-2	3-3
1974	5-4	5-4	10-8	1995	3-2	1-3	4-5	2016	3-0	2-1	5-1
1975	7-2	3-6	10-8	1996	3-3	4-2	7-5	2017	2-2	2-1	4-3
1976	6-3	4-5	10-8	1997	2-3	3-3	5-6	2018	2-1	3-1	5-2
1977	6-3	7-2	13-5	1998	1-2	0-6	1-8	2019	3-0	1-2	4-2
1978	6-3	7-2	13-5	1999	2-4	2-1	4-5	2021	3-0	1-2	4-2

All-Time Series

All-Time Series Record
 1,198-1,035-22
 At SunTrust Park
 7-5
 At Dodger Stadium
 225-155

Postseason

1996 NLDS L, 0-3
 2013 NLDS W, 3-1
 2018 NLDS W, 3-1
 2020 NLCS W, 4-3
 2021 NLCS L, 2-4

2022 Schedule

Dates	Site
4/18-20	LA
6/24-26	ATL

Series Facts

Last Dodger 3-Game Sweep, at LA	August 3-Sept. 1, 2021	Most Runs Scored vs. ATL	20, 2x, last: July 15, 1957 at ATL
Last Dodger 4-Game Sweep, at LA	July 26-29, 1990	Most Runs Allowed vs. ATL	17, July 3, 1913 at BOS
Last Dodger 3-Game Sweep, at ATL	July 26-28, 2018	Largest Margin of Victory	16, 2x, last: July 15, 1957 at ATL (20-4)
Last Dodger 4-Game Sweep, at ATL	April 7-10, 1988	Largest Margin of Defeat	16, May 7, 1918 at BOS (16-0)
Last Atlanta 3-Game Sweep, at LA	April 18-20, 2008	Longest Winning Streak	14 games, 2x, last: 4/15/52-9/3/52
Last Atlanta 4-Game Sweep, at LA	Never Accomplished	Longest Losing Streak	8 games, 3x, last: 7/21/97-8/15/98
Last Atlanta 3-Game Sweep, at ATL	May 17-19, 2013	Last Doubleheader	June 28, 1991
Last Atlanta 4-Game Sweep, at ATL	Never Accomplished		

Chicago Cubs

Wrigley Field (1914) | 1060 W. Addison St. | Chicago, IL 60613 | (773) 404-2827

President, Baseball Operations.....Jed Hoyer
 Manager.....David Ross (3rd season w/CHC, 105-117)



Year-By-Year Series Results (1998-2021)

Year	Home	Road	Totals	Year	Home	Road	Totals	Year	Home	Road	Totals
1958	4-7	7-4	11-11	1979	4-2	3-3	7-5	2000	1-2	5-1	6-3
1959	5-6	6-5	11-11	1980	4-2	3-3	7-5	2001	2-1	0-3	2-4
1960	6-5	7-4	13-9	1981	2-2	2-4	4-6	2002	1-2	3-0	4-2
1961	7-4	8-3	15-7	1982	4-2	3-3	7-5	2003	2-1	2-1	4-2
1962	7-2	7-2	14-4	1983	3-3	3-3	6-6	2004	2-1	2-1	4-2
1963	4-5	7-2	11-7	1984	3-3	2-4	5-7	2005	0-3	2-1	2-4
1964	5-4	3-6	8-10	1985	3-3	4-2	7-5	2006	1-2	1-2	2-4
1965	7-2	3-6	10-8	1986	4-2	2-4	6-6	2007	2-1	3-1	5-2
1966	6-3	4-5	10-8	1987	3-3	3-3	6-6	2008	2-2	0-3	2-5
1967	4-5	5-4	9-9	1988	2-4	6-0	8-4	2009	3-1	2-2	5-3
1968	3-6	3-6	6-12	1989	2-4	3-3	5-7	2010	3-1	1-2	4-3
1969	3-3	3-3	6-6	1990	4-2	5-1	9-3	2011	1-2	2-1	3-3
1970	3-3	3-3	6-6	1991	6-0	4-2	10-2	2012	3-0	1-2	4-2
1971	1-5	3-3	4-8	1992	2-4	4-2	6-6	2013	2-1	4-0	6-1
1972	3-3	1-5	4-8	1993	3-3	2-4	5-7	2014	1-2	3-1	4-3
1973	4-2	3-3	7-5	1994	1-2	2-1	3-3	2015	2-1	2-2	4-3
1974	5-1	5-1	10-2	1995	2-4	3-3	5-7	2016	2-1	1-3	3-4
1975	4-2	3-3	7-5	1996	2-4	3-4	5-8	2017	3-0	0-0	3-0
1976	5-1	4-2	9-3	1997	3-2	3-3	6-5	2018	2-2	1-2	3-4
1977	4-2	2-4	6-6	1998	3-0	2-4	5-4	2019	3-1	1-2	4-3
1978	4-2	4-2	8-4	1999	4-2	3-0	7-2	2021	3-1	0-3	3-4

All-Time Series

All-Time Series Record
 1,059-1,047-14
 At Wrigley Field
 412-429-7
 At Dodger Stadium
 177-132

Postseason

2008 NLDS W, 3-0
 2016 NLCS L, 2-4
 2017 NLCS W, 4-1

2022 Schedule

Dates Site
 5/6-8 CHC
 7/7-10 LA

Series Facts

Last Dodger 3-Game Sweep, at LA May 26-28, 2017
 Last Dodger 4-Game Sweep, at LA July 15-18, 1965
 Last Dodger 3-Game Sweep, at CHC April 26-28, 2002
 Last Dodger 4-Game Sweep, at CHC Aug. 1-4, 2013
 Last Chicago 3-Game Sweep, at LA May 30- June 1, 2005
 Last Chicago 4-Game Sweep, at LA July 6-8, 1971
 Last Chicago 3-Game Sweep, at CHC May 4-6, 2021
 Last Chicago 4-Game Sweep, at CHC Sept. 12-15, 1935

Most Runs Scored vs. CHC 18, 2x, last: April 20, 1974 at CHC
 Most Runs Allowed vs. CHC 20, 3x, last: 5/5/01 at CHC
 Largest Margin of Victory 15, Aug. 10, 1922 at BRK (16-1)
 Largest Margin of Defeat 19, May 5, 2001 at CHC (1-20)
 Longest Winning Streak 10 games, June 6, 1947-July 28, 1947
 Longest Losing Streak 16 games, July 28, 1908-June 20, 1909
 Last Doubleheader June 19, 2018 at CHC

Cincinnati Reds

Great American Ball Park (2003) | 100 Joe Nuxhall Way | Cincinnati, OH 45202 | (513) 765-7000

President, Baseball Operations.....Nick Krall
 Manager.....David Bell (4th season w/ CIN, 189-195)



Year-By-Year Series Results (1993-2021)

Year	Home	Road	Totals	Year	Home	Road	Totals	Year	Home	Road	Totals
1958	6-5	5-6	11-11	1979	3-6	4-5	7-11	2000	2-4	3-0	5-4
1959	6-5	3-8	9-13	1980	3-6	6-3	9-9	2001	0-3	2-1	2-4
1960	6-5	4-7	10-12	1981	4-5	4-3	8-8	2002	1-2	1-2	2-4
1961	4-7	6-5	10-12	1982	4-5	7-2	11-7	2003	3-0	1-2	4-2
1962	5-4	4-5	9-9	1983	6-3	5-4	11-7	2004	0-3	2-1	2-4
1963	6-3	4-5	10-8	1984	5-4	6-3	11-7	2005	2-2	2-1	4-3
1964	2-7	2-7	4-14	1985	6-3	5-4	11-7	2006	3-0	3-0	6-0
1965	7-2	5-4	12-6	1986	6-3	2-7	8-10	2007	3-0	1-2	4-2
1966	7-2	5-4	12-6	1987	5-4	3-6	8-10	2008	3-0	4-1	7-1
1967	6-3	4-5	10-8	1988	5-4	6-3	11-7	2009	3-0	2-1	5-1
1968	4-5	5-4	9-9	1989	6-3	4-5	10-8	2010	1-2	3-3	4-5
1969	4-5	4-5	8-10	1990	4-5	5-4	9-9	2011	0-3	2-1	2-4
1970	2-7	3-6	5-13	1991	6-3	6-3	12-6	2012	2-1	2-1	4-2
1971	7-2	4-5	11-7	1992	3-6	4-5	7-11	2013	3-1	0-3	3-4
1972	2-4	3-5	5-9	1993	4-2	4-3	8-5	2014	2-1	2-2	4-3
1973	4-5	3-6	7-11	1994	2-1	4-2	6-3	2015	3-1	3-0	6-1
1974	5-4	7-2	12-6	1995	2-1	1-3	3-4	2016	3-0	2-2	5-2
1975	7-2	3-6	10-8	1996	5-1	3-3	8-4	2017	3-0	3-0	6-0
1976	3-6	2-7	5-13	1997	3-3	2-3	5-6	2018	0-4	1-2	1-6
1977	3-6	5-4	8-10	1998	3-3	1-2	4-5	2019	3-0	2-1	5-1
1978	4-5	5-4	9-9	1999	1-3	2-1	3-4	2021	2-1	1-2	3-3

All-Time Series

All-Time Series Record
 1,138-1,105-13¹
 At Great American Ball Park
 35-21
 At Dodger Stadium
 202-175

Postseason

1995 NLDS L, 0-3

2022 Schedule

Dates Site
 4/14-17 LA
 6/21-23 CIN

Series Facts

Last Dodger 3-Game Sweep, at LA June 9-11, 2017
 Last Dodger 4-Game Sweep, at LA April 14-17, 1975
 Last Dodger 3-Game Sweep, at CIN June 16-18, 2017
 Last Dodger 4-Game Sweep, at CIN Never Accomplished
 Last Cincinnati 3-Game Sweep, at LA June 13-15, 2011
 Last Cincinnati 4-Game Sweep, at LA Aug. 5-8, 1976
 Last Cincinnati 3-Game Sweep, at CIN Sept. 6-8, 2013
 Last Cincinnati 4-Game Sweep, at CIN Sept. 22-24, 1969

Most Runs Scored vs. CIN 25, Sept. 23, 1901 at CIN
 Most Runs Allowed vs. CIN 23, June 8, 1940 at CIN
 Largest Margin of Victory 19, Sept. 23, 1901 at CIN (25-6)
 Largest Margin of Defeat 21, June 8, 1940 at CIN (23-2)
 Longest Winning Streak 13 games, July 21, 1947(1)-May 13, 1948
 Longest Losing Streak 10 games, 2x, last: 7/27/26 (2)-9/15/26
 Last Doubleheader Sept. 17, 1987 at LA

Colorado Rockies

Coors Field (1995) | 2001 Blake St. | Denver, CO 80205 | (303) 292-0200

General Manager.....Bill Schmidt
 Manager.....Bud Black (6th season w/ COL, 349-359)



Year-By-Year Series Results (1993-2021)

Year	Home	Road	Totals	Year	Home	Road	Totals	Year	Home	Road	Totals
1993	3-4	3-3	6-7	2004	6-3	5-5	11-8	2015	7-3	4-5	11-8
1994	1-2	5-2	6-4	2005	5-4	3-7	8-11	2016	8-2	4-5	12-7
1995	4-3	5-1	9-4	2006	8-2	7-2	15-4	2017	4-5	5-5	9-10
1996	4-2	3-4	7-6	2007	4-5	2-7	6-12	2018	7-3	6-4	13-7
1997	2-4	5-1	7-5	2008	5-4	5-4	10-8	2019	8-1	7-3	15-4
1998	3-3	3-3	6-6	2009	7-2	7-2	14-4	2020	4-2	3-1	7-3
1999	2-4	3-4	5-8	2010	5-4	6-3	11-7	2021	6-3	7-3	13-6
2000	5-1	4-3	9-4	2011	6-3	3-6	9-9				
2001	6-4	5-4	11-8	2012	7-2	3-6	10-8				
2002	7-2	5-5	12-7	2013	4-6	5-4	9-10				
2003	8-2	4-5	12-7	2014	7-2	6-4	13-6				

All-Time Series

All-Time Series Record
 285-198
 At Coors Field
 125-106
 At Dodger Stadium
 153-87

2022 Schedule

Dates	Site
4/8-10	COL
6/27-29	COL
7/4-5	LA
7/28-31	COL
9/30-10/5	LA

Series Facts

Last Dodger 3-Game Sweep, at LA.....April 13-15, 2021
 Last Dodger 4-Game Sweep, at LA.....Sept. 22-25, 2016
 Last Dodger 3-Game Sweep, at COL.....April 5-7, 2019
 Last Dodger 4-Game Sweep, at COL.....Never Accomplished
 Last Colorado 3-Game Sweep, at LA.....Sept. 25-27, 2007
 Last Colorado 4-Game Sweep, at LA.....Sept. 7-10, 2017
 Last Colorado 3-Game Sweep, at COL.....Aug. 10-12, 2018
 Last Colorado 4-Game Sweep, at COL.....Sept. 18 (1)-20, 2007

Most Runs Scored vs. COL.....22, July 21, 2001 at COL
 Most Runs Allowed vs. COL.....18, Sept. 17, 1999 at COL
 Largest Margin of Victory.....15, July 21, 2001 at COL (22-7)
 Largest Margin of Defeat.....14, Sept. 17, 2014 at COL (16-2)
 Longest Winning Streak.....12 games, Sept. 9, 2018 - June 27, 2019
 Longest Losing Streak.....7 games, Sept. 18-27, 2007
 Last Doubleheader.....Aug. 31, 2016

Miami Marlins

Marlins Park (2012) | 501 Marlins Way | Miami, FL 33125 | (305) 480-1300

General Manager.....Kim Ng
 Manager.....Don Mattingly (7th season w/MIA, 374-494)



Year-By-Year Series Results (1998-2021)

Year	Home	Road	Totals	Year	Home	Road	Totals
1993	3-3	4-2	7-5	2014	2-1	1-2	3-3
1994	2-1	1-2	3-3	2015	2-1	2-1	4-2
1995	2-2	5-1	7-3	2016	0-4	1-2	1-6
1996	5-2	2-4	7-6	2017	3-1	3-0	6-1
1997	4-2	0-5	4-7	2018	1-2	1-2	2-4
1998	1-2	4-2	5-4	2019	3-0	2-1	5-1
1999	2-4	0-3	2-7	2021	2-1	1-3	3-4
2000	3-0	4-2	7-2				
2001	3-1	2-1	5-2				
2002	2-1	1-2	3-3				
2003	3-0	2-2	5-2				
2004	1-2	2-1	3-3				
2005	1-2	1-3	2-5				
2006	2-1	3-0	5-1				
2007	1-2	2-2	3-4				
2008	1-3	3-0	4-3				
2009	1-2	2-1	3-3				
2010	1-2	1-2	2-4				
2011	2-1	1-2	3-3				
2012	2-1	2-1	4-2				
2013	2-1	3-1	5-2				

All-Time Series

All-Time Series Record
 113-95
 At Marlins Park
 16-13
 At Dodger Stadium
 57-45

Postseason

NA

2022 Schedule

Dates	Site
8/19-21	LA
8/26-29	MIA

Series Facts

Last Dodger 3-Game Sweep, at LA.....July 19-21, 2019
 Last Dodger 4-Game Sweep, at LA.....Never Accomplished
 Last Dodger 3-Game Sweep, at FLA/MIA.....July 14-16, 2017
 Last Dodger 4-Game Sweep, at FLA/MIA.....Never Accomplished
 Last Marlins 3-Game Sweep, at LA.....Never Accomplished
 Last Marlins 4-Game Sweep, at LA.....April 25-28, 2016
 Last Marlins 3-Game Sweep, at FLA/MIA.....Sept. 6-8, 1999
 Last Marlins 4-Game Sweep, at FLA/MIA.....Never Accomplished

Most Runs Scored vs. FLA/MIA.....15, August 13, 2019 at MIA
 Most Runs Allowed vs. FLA/MIA.....15, Aug. 16, 2006 at LA
 Largest Margin of Victory.....14, August 13, 2019 at MIA (15-1)
 Largest Margin of Defeat.....11, Aug. 16 at LA (4-15)
 Longest Winning Streak.....6 games (3x), May 18, 2018 - August 14, 2019
 Longest Losing Streak.....5 games, April 25-Sept. 9, 2016
 Last Doubleheader.....None

Milwaukee Brewers

Miller Park (2001) | One Brewers Way | Milwaukee, WI 53214 | (414) 902-4400

President, Baseball Operations.....Matt Arnold
 Manager.....Craig Counsell (8th season w/ MIL, 529-479)



Year-By-Year Series Results (1993-2021)

Year	Home	Road	Totals	Year	Home	Road	Totals	Year	Home	Road	Totals
1998	4-2	1-2	5-4	2006	3-0	1-2	4-2	2014	0-3	1-2	1-5
1999	2-1	5-1	7-2	2007	2-1	1-2	3-3	2015	2-1	2-2	4-3
2000	1-2	2-2	3-4	2008	2-1	2-1	4-2	2016	3-1	2-1	5-2
2001	3-0	2-1	5-1	2009	1-2	2-1	3-3	2017	1-2	2-1	3-3
2002	3-0	2-1	5-1	2010	1-2	3-0	4-2	2018	2-2	2-1	4-3
2003	1-2	3-0	4-2	2011	1-1	1-3	2-4	2019	1-2	3-1	4-3
2004	2-1	1-2	3-3	2012	1-2	0-4	1-6	2022	3-0	1-3	4-3
2005	3-1	2-0	5-1	2013	2-1	2-1	4-2				

All-Time Series

All-Time Series Record
 87-64
 At Miller Park
 36-27
 At Dodger Stadium
 43-32

Postseason

2018 NLCS W, 4-3
 2020 NLWC W, 2-0

2022 Schedule

Dates	Site
8/15-18.....	MIL
8/22-24.....	LA

Series Facts

Last Dodger 3-Game Sweep, at LA.....	October 1-3, 2021	Most Runs Scored vs. MIL.....	21, Aug. 2, 2018 vs. MIL
Last Dodger 4-Game Sweep, at LA.....	Never Accomplished	Most Runs Allowed vs. MIL.....	11, 2x, last: May 5, 2010 vs. MIL
Last Dodger 3-Game Sweep, at MIL.....	Aug. 24-26, 2010	Largest Margin of Victory.....	16, Aug. 2, 2018 vs. MIL (21-5)
Last Dodger 4-Game Sweep, at MIL.....	Never Accomplished	Largest Margin of Defeat.....	9, Sept. 6, 2006 at MIL (0-9)
Last Milwaukee 3-Game Sweep, at LA.....	Aug. 15-17, 2014	Longest Winning Streak.....	6 games, 2x, last: May 4, 2005-Sept. 6, 2006
Last Milwaukee 4-Game Sweep, at LA.....	May 28-31, 2012	Longest Losing Streak.....	4 games, May 28-31, 2012
Last Milwaukee 3-Game Sweep, at MIL.....	Never Accomplished	Last Doubleheader.....	None
Last Milwaukee 4-Game Sweep, at MIL.....	Never Accomplished		

New York Mets

Citi Field (2009) | 126th Street | Flushing, NY 11368 | (718) 507-METS

General Manager.....Billy Eppler
 Manager.....Buck Showalter (1st season w/ NYM)



Year-By-Year Series Results (1998-2021)

Year	Home	Road	Totals	Year	Home	Road	Totals	Year	Home	Road	Totals
1962	8-1	8-1	16-2	1983	3-2	4-3	7-5	2004	1-2	2-1	3-3
1963	8-1	8-1	16-2	1984	2-4	1-5	3-9	2005	2-1	1-2	3-3
1964	8-1	7-2	15-3	1985	3-3	4-2	7-5	2006	1-2	2-2	3-4
1965	6-3	6-3	12-6	1986	2-4	1-5	3-9	2007	4-3	1-2	5-5
1966	7-2	5-4	12-6	1987	3-3	3-3	6-6	2008	2-1	1-3	3-4
1967	7-2	5-4	12-6	1988	0-6	1-4	1-10	2009	3-0	2-1	5-1
1968	3-6	4-5	7-11	1989	2-4	3-3	5-7	2010	3-1	0-3	3-4
1969	4-2	0-6	4-8	1990	3-3	2-4	5-7	2011	1-3	1-2	2-5
1970	4-2	3-3	7-5	1991	4-2	3-3	7-5	2012	1-3	3-0	4-3
1971	3-3	2-4	5-7	1992	4-2	1-5	5-7	2013	3-0	2-1	5-1
1972	4-2	3-3	7-5	1993	4-2	4-2	8-4	2014	2-1	2-1	4-2
1973	4-2	3-3	7-5	1994	4-2	2-4	6-6	2015	1-2	2-2	3-4
1974	3-3	2-4	5-7	1995	3-3	3-3	6-6	2016	2-2	2-1	4-3
1975	2-4	4-2	6-6	1996	4-2	4-2	8-4	2017	4-0	3-0	7-0
1976	4-2	3-3	7-5	1997	3-3	3-2	6-5	2018	1-2	3-0	4-2
1977	5-1	3-3	8-4	1998	1-3	2-2	3-5	2019	3-1	2-1	5-2
1978	4-2	3-3	7-5	1999	1-3	3-1	4-4	2021	3-1	3-0	6-1
1979	6-0	3-3	9-3	2000	3-3	1-2	4-5				
1980	5-1	2-4	7-5	2001	1-2	1-2	2-4				
1981	3-0	2-1	5-1	2002	1-2	3-0	4-2				
1982	3-3	3-3	6-6	2003	1-2	2-1	3-3				

All-Time Series

All-Time Series Record
 352-273-1
 At Citi Field
 25-12
 At Dodger Stadium
 190-128

Postseason

1988 NLCS W, 4-3
 2006 NLDS L, 0-3
 2015 NLDS L, 2-3

2022 Schedule

Dates	Site
6/2-5.....	LA
8/29-9/1.....	NYM

Series Facts

Last Dodger 3-Game Sweep, at LA.....	Aug. 12-14, 2013	Most Runs Scored vs. NY.....	17, 2x, last: May 14, 1962 at NYM
Last Dodger 4-Game Sweep, at LA.....	June 19-22, 2017	Most Runs Allowed vs. NY.....	15, July 25, 2015 at NYM
Last Dodger 3-Game Sweep, at NY.....	August 13-15, 2021	Largest Margin of Victory.....	14, July 14, 1962 at NY (17-3)
Last Dodger 4-Game Sweep, at NY.....	Aug. 16-18 (2), 1963	Largest Margin of Defeat.....	13, July 25, 2015 at NYM (2-15)
Last New York 3-Game Sweep, at LA.....	Aug. 28-30, 1989	Longest Winning Streak.....	11 games, Jul 31, 1963-May 21, 1964
Last New York 4-Game Sweep, at LA.....	Never Accomplished	Longest Losing Streak.....	9 games, May 18, 1986-Aug. 30, 1986
Last New York 3-Game Sweep, at NY.....	April 27-28, 2010	Last Doubleheader.....	April 27, 2010
Last New York 4-Game Sweep, at NY.....	Never Accomplished		

Philadelphia Phillies

Citizens Bank Park (2004) | One Citizens Bank Way | Philadelphia, PA 19148 | (215) 463-6000

General Manager Sam Fuld
 Manager Joe Girardi (3rd season w/ PHI, 110-112)



Year-By-Year Series Results (1958-2021)

Year	Home	Road	Totals	Year	Home	Road	Totals	Year	Home	Road	Totals
1958	6-5	4-7	10-12	1980	3-3	3-3	6-6	2002	2-1	2-2	4-3
1959	11-0	6-5	17-5	1981	1-2	2-1	3-3	2003	2-2	0-3	2-5
1960	8-3	8-3	16-6	1982	3-3	1-5	4-8	2004	1-2	0-3	1-5
1961	7-4	10-1	17-5	1983	6-0	5-1	11-1	2005	1-2	2-1	3-3
1962	9-0	5-4	14-4	1984	1-5	2-4	3-9	2006	2-2	2-1	4-3
1963	2-7	5-4	7-11	1985	1-5	3-3	4-8	2007	2-1	2-1	4-2
1964	4-5	4-5	8-10	1986	3-3	2-4	5-7	2008	4-0	0-4	4-4
1965	4-5	5-4	9-9	1987	1-5	1-5	2-10	2009	2-2	2-1	4-3
1966	7-2	4-5	11-7	1988	5-1	6-0	11-1	2010	1-2	1-2	2-4
1967	2-7	4-5	6-12	1989	4-2	2-4	6-6	2011	0-3	1-2	1-5
1968	6-3	4-5	10-8	1990	4-2	4-2	8-4	2012	1-2	4-0	5-2
1969	4-2	4-2	8-4	1991	5-1	2-4	7-5	2013	3-1	2-1	5-2
1970	2-4	4-1	6-5	1992	3-3	2-4	5-7	2014	1-3	2-1	3-4
1971	5-1	2-4	7-5	1993	1-5	1-5	2-10	2015	3-1	2-1	5-2
1972	3-3	4-2	7-5	1994	5-1	2-4	7-5	2016	2-1	2-1	4-2
1973	4-2	5-1	9-3	1995	2-4	2-5	4-9	2017	3-0	1-3	4-3
1974	4-2	2-4	6-6	1996	4-3	3-3	7-6	2018	2-2	1-2	3-4
1975	3-3	4-2	7-5	1997	5-1	5-0	10-1	2019	3-0	2-2	5-2
1976	1-5	4-2	5-7	1998	3-3	2-1	5-4	2021	2-1	2-1	4-2
1977	4-2	2-4	6-6	1999	2-1	4-2	6-3				
1978	4-2	3-3	7-5	2000	4-2	1-2	5-4				
1979	3-3	0-6	3-9	2001	3-0	0-3	3-3				

All-Time Series

All-Time Series Record
 1,178-922-14
 At Citizens Bank Park
 28-27
 At Dodger Stadium
 177-141

Postseason

1977 NLCS W, 3-1
 1978 NLCS W, 3-1
 1983 NLCS L, 1-3
 2008 NLCS L, 1-4
 2009 NLCS L, 1-4

2022 Schedule

Dates	Site
5/12-15	LA
5/20-22	PHI

Series Facts

Last Dodger 3-Game Sweep, at LA May 31- June 2, 2019
 Last Dodger 4-Game Sweep, at LA Aug. 11-14, 2008
 Last Dodger 3-Game Sweep, at PHI Aug. 22-24, 1997
 Last Dodger 4-Game Sweep, at PHI June 4-7, 2012
 Last Philadelphia 3-Game Sweep, at LA Aug. 8-10, 2011
 Last Philadelphia 4-Game Sweep, at LA Aug. 29-Sept. 1, 1985
 Last Philadelphia 3-Game Sweep, at PHI May 18-20, 2004
 Last Philadelphia 4-Game Sweep, at PHI Aug. 22-25, 2008

Most Runs Scored vs. PHI 22, 2x, last: Sept. 23, 1939 at PHI
 Most Runs Allowed vs. PHI 19, Sept. 12, 1961 at LA
 Largest Margin of Victory 18, Sept. 23, 1939 (1) at PHI (22-4)
 Largest Margin of Defeat 15, June 28, 2013 at LA (1-16)
 Longest Winning Streak 16 games, April 19-Sept. 21, 1945
 Longest Losing Streak 12 games, May 8-Sept. 16, 1905
 Last Doubleheader April 9, 2006

Pittsburgh Pirates

PNC Park (2001) | 115 Federal Street | Pittsburgh, PA 15212 | (412) 323-5000

Sr. Vice President and General Manager Ben Cherington
 Manager Derek Shelton (3rd season w/ PIT, 80-142)



Year-By-Year Series Results (1958-2021)

Year	Home	Road	Totals	Year	Home	Road	Totals	Year	Home	Road	Totals
1958	4-7	4-7	8-14	1979	1-5	3-3	4-8	2000	2-4	2-1	4-5
1959	7-4	4-7	11-11	1980	5-1	1-5	6-6	2001	2-1	5-1	7-2
1960	4-7	7-4	11-11	1981	2-1	3-0	5-1	2002	2-1	2-1	4-2
1961	6-5	7-4	13-9	1982	3-3	2-4	5-7	2003	2-1	3-0	5-1
1962	5-4	5-4	10-8	1983	3-3	3-3	6-6	2004	3-0	3-0	6-0
1963	7-2	6-3	13-5	1984	2-4	2-4	4-8	2005	3-1	2-1	5-2
1964	4-5	6-3	10-8	1985	4-2	4-2	8-4	2006	4-2	2-2	6-4
1965	4-5	5-4	9-9	1986	4-2	4-2	8-4	2007	2-1	3-1	5-2
1966	5-4	4-5	9-9	1987	4-2	2-4	6-6	2008	2-1	3-1	5-2
1967	4-5	3-6	7-11	1988	3-3	3-3	6-6	2009	3-0	1-3	4-3
1968	7-2	3-6	10-8	1989	4-2	3-3	7-5	2010	3-1	1-2	4-3
1969	5-1	3-3	8-4	1990	3-3	1-5	4-8	2011	3-1	3-1	6-2
1970	3-3	3-3	6-6	1991	3-3	4-2	7-5	2012	3-0	3-1	6-1
1971	1-5	3-3	4-8	1992	3-3	2-4	5-7	2013	3-0	1-2	4-2
1972	3-3	4-2	7-5	1993	5-1	3-3	8-4	2014	1-3	1-2	2-5
1973	5-1	5-1	10-2	1994	2-1	1-2	3-3	2015	1-2	0-3	1-5
1974	4-2	0-6	4-8	1995	4-3	5-1	9-4	2016	1-2	1-3	2-5
1975	2-4	3-3	5-7	1996	3-3	3-3	6-6	2017	3-0	3-1	6-1
1976	5-1	4-2	9-3	1997	4-1	5-1	9-2	2018	3-0	2-1	5-1
1977	6-0	3-3	9-3	1998	4-2	3-3	7-5	2019	3-0	3-0	6-0
1978	5-1	2-4	7-5	1999	1-2	2-4	3-6	2021	3-0	3-0	6-0

All-Time Series

All-Time Series Record
 1,136-978-13
 At PNC Park
 45-26
 At Dodger Stadium
 194-119

Postseason

1974 NLCS W, 3-1

2022 Schedule

Dates	Site
5-9-11	PIT
5/30-6/1	LAD

Series Facts

Last Dodger 3-Game Sweep, at LA August 16-18, 2021
 Last Dodger 4-Game Sweep, at LA June 3-6, 1968
 Last Dodger 3-Game Sweep, at PIT June 8-10, 2021
 Last Dodger 4-Game Sweep, at PIT Aug. 1-4, 1949
 Last Pittsburgh 3-Game Sweep, at LA Sept. 4-6, 2000
 Last Pittsburgh 4-Game Sweep, at LA Never Accomplished
 Last Pittsburgh 3-Game Sweep, at PIT Aug. 7-9, 2015
 Last Pittsburgh 4-Game Sweep, at PIT Never Accomplished

Most Runs Scored vs. PIT 23, July 10, 1943 at BKN
 Most Runs Allowed vs. PIT 21, June 20, 1925 at PIT
 Largest Margin of Victory 17, April 17, 1994 at PIT (19-2)
 Largest Margin of Defeat 16, June 20, 1925 at PIT (5-21)
 Longest Winning Streak 16 games, June 6, 2018 - August 18, 2021
 Longest Losing Streak 10 games, July 21, 1910(1)-Aug. 27, 1910
 Last Doubleheader August 1, 2000

St. Louis Cardinals

Busch Stadium (2006) | 700 Clark Street | St. Louis, MO 63102 | (314) 345-9600

Vice President and General Manager Mike Girsch
 Manager Oliver Marmol (1st season w/ STL)



Year-By-Year Series Results (1958-2021)

Year	Home	Road	Totals	Year	Home	Road	Totals	Year	Home	Road	Totals
1958	7-4	4-7	11-11	1979	3-3	3-3	6-6	2000	1-2	2-4	3-6
1959	6-5	6-5	12-10	1980	5-1	2-4	7-5	2001	2-1	1-2	3-3
1960	7-4	3-8	10-12	1981	2-2	3-3	5-5	2002	0-2	2-2	2-4
1961	7-4	5-6	12-10	1982	3-3	4-2	7-5	2003	2-2	2-0	4-2
1962	2-7	5-4	7-11	1983	5-1	4-2	9-3	2004	2-1	0-3	2-4
1963	5-4	7-2	12-6	1984	3-3	3-3	6-6	2005	1-2	1-3	2-5
1964	6-3	4-5	10-8	1985	4-2	3-3	7-5	2006	0-3	0-4	0-7
1965	5-4	7-2	12-6	1986	4-2	4-2	8-4	2007	2-1	1-2	3-3
1966	4-5	6-3	10-8	1987	2-4	1-5	3-9	2008	1-2	1-2	2-4
1967	4-5	2-7	6-12	1988	4-2	3-3	7-5	2009	1-2	1-3	2-5
1968	4-5	5-4	9-9	1989	3-3	0-6	3-9	2010	3-0	0-4	3-4
1969	2-4	1-5	3-9	1990	2-4	5-1	7-5	2011	1-3	3-0	4-3
1970	2-4	5-1	7-5	1991	4-2	2-4	6-6	2012	5-2	1-3	6-5
1971	3-3	3-3	6-6	1992	2-4	2-4	4-8	2013	1-2	3-1	4-3
1972	4-2	4-2	8-4	1993	1-5	5-1	6-6	2014	3-1	1-2	4-3
1973	5-1	3-3	8-4	1994	1-2	1-2	2-4	2015	1-3	1-2	2-5
1974	2-4	4-2	6-6	1995	3-3	4-2	7-5	2016	2-1	2-1	4-2
1975	2-4	3-3	5-7	1996	4-2	4-2	8-4	2017	2-1	2-2	4-3
1976	6-0	4-2	10-2	1997	2-3	3-3	5-6	2018	0-3	3-1	3-4
1977	5-1	1-5	6-6	1998	2-1	2-4	4-5	2019	3-0	0-4	3-4
1978	3-3	2-4	5-7	1999	2-4	1-2	3-6	2021	2-1	2-2	4-3

All-Time Series

All-Time Series Record
 1,036-1,033-16
 At New Busch Stadium
 21-29
 At Dodger Stadium
 157-150

Postseason

1985 NLCS L, 2-4
 2004 NLDS L, 1-3
 2009 NLDS W, 3-0
 2013 NLCS L, 2-4
 2014 NLCS L, 1-3
 2021 NLWC W, 1-0

2022 Schedule

Dates	Site
5/31-6/2	LA
9/6-9	STL

Series Facts

Last Dodger 3-Game Sweep, at LA Aug. 5-7, 2019
 Last Dodger 4-Game Sweep, at LA April 29-May 2, 1976
 Last Dodger 3-Game Sweep, at STL Sept. 13-15, 2018
 Last Dodger 4-Game Sweep, at STL Never Accomplished
 Last St. Louis 3-Game Sweep, at LA July 21-23, 2006
 Last St. Louis 4-Game Sweep, at LA July 1-4, 1968
 Last St. Louis 3-Game Sweep, at STL Aug. 20-22, 2018
 Last St. Louis 4-Game Sweep, at STL April 8-11, 2019

Most Runs Scored vs. STL 22, July 29, 1936(1) at BRK
 Most Runs Allowed vs. STL 22, July 27, 1918(2) at BRK
 Largest Margin of Victory 16, Aug. 30, 1953 at BRK (20-4)
 Largest Margin of Defeat 18, July 24, 1937 at BRK (2-20)
 Longest Winning Streak 14 games, June 5-Aug. 22 (2), 1951
 Longest Losing Streak 9 games, 4x, May 12-July 29, 1944 (2)
 Last Doubleheader July 7, 1987

San Diego Padres

Petco Park (2004) | 100 Park Blvd. | San Diego, CA 92101 | (619) 795-5000

Executive Vice President and General Manager A.J. Preller
 Manager Bob Melvin (1st season w/ SD)



Year-By-Year Series Results (1969-2021)

Year	Home	Road	Totals	Year	Home	Road	Totals	Year	Home	Road	Totals
1969	8-1	4-5	12-6	1987	6-3	5-4	11-7	2005	7-2	4-5	11-7
1970	6-3	5-4	11-7	1988	5-4	2-7	7-11	2006	2-7	3-6	5-13
1971	4-5	9-0	13-5	1989	3-6	3-6	6-12	2007	5-4	3-6	8-10
1972	6-3	7-2	13-5	1990	6-3	3-6	9-9	2008	6-3	5-5	11-7
1973	2-7	7-2	9-9	1991	5-4	5-4	10-8	2009	6-3	4-5	10-8
1974	8-1	8-1	16-2	1992	4-5	5-4	9-9	2010	4-5	4-5	8-10
1975	6-3	5-4	11-7	1993	5-1	4-3	9-4	2011	7-2	6-3	13-5
1976	3-6	3-6	6-12	1994	5-2	1-2	6-4	2012	5-4	6-3	11-7
1977	5-4	7-2	12-6	1995	4-3	3-3	7-6	2013	5-4	6-4	11-8
1978	7-2	2-7	9-9	1996	1-5	4-3	5-8	2014	7-3	5-4	12-7
1979	6-3	3-6	9-9	1997	2-4	3-3	5-7	2015	7-2	7-3	14-5
1980	7-2	2-7	9-9	1998	3-3	2-4	5-7	2016	6-4	5-4	11-8
1981	3-3	3-2	6-5	1999	2-4	1-5	3-9	2017	8-2	5-4	13-6
1982	6-3	3-6	9-9	2000	4-3	4-2	8-5	2018	7-2	7-3	14-5
1983	2-7	4-5	6-12	2001	2-7	7-3	9-10	2019	6-4	7-2	13-6
1984	5-4	5-4	10-8	2002	6-4	4-5	10-9	2020	2-2	4-2	6-4
1985	4-5	4-5	8-10	2003	5-4	3-7	8-11	2021	7-3	5-4	12-7
1986	3-6	3-6	6-12	2004	5-5	5-4	10-9				

All-Time Series

All-Time Series Record
 495-410-1
 At PETCO Park
 90-69
 At Dodger Stadium
 262-193

Postseason

2020 NLDS W, 3-0

2022 Schedule

Dates	Site
4/22-24	SD
6/30-7/3	LA
8/5-7	LA
9/2-4	LA
9/9-11	SD
9/27-29	SD

Series Facts

Last Dodger 3-Game Sweep, at LA Sept. 28-30, 2021
 Last Dodger 4-Game Sweep, at LA April 30-May 3, 2009
 Last Dodger 3-Game Sweep, at SD Sept. 10-12, 2021
 Last Dodger 4-Game Sweep, at SD June 28-July 1, 2001
 Last San Diego 3-Game Sweep, at LA April 15-17, 2013
 Last San Diego 4-Game Sweep, at LA June 20-23, 1983
 Last San Diego 3-Game Sweep, at SD June 21-23, 2021
 Last San Diego 4-Game Sweep, at SD April 15-18, 1982

Most Runs Scored vs. SD 19, June 28, 1969 at SD
 Most Runs Allowed vs. SD 14, twice, last: June 27, 1995 at LA
 Largest Margin of Victory 19, June 28, 1969 at SD (19-0)
 Largest Margin of Defeat 12, (3x) last: June 10, 1993 at SD (2-14)
 Longest Winning Streak 16 games, Sept. 9, 1973-Sept. 20, 1974
 Longest Losing Streak 10 games, Sept. 22, 1996-June 23, 1997
 Last Doubleheader Sept. 2, 2017

San Francisco Giants

Oracle Park (2000) | 24 Willie Mays Plaza | San Francisco, CA 94107 | (415) 972-2000

President of Baseball Operations.....Farhan Zaidi
 Manager.....Gabe Kapler (3rd season w/ SF, 136-386)



Year-By-Year Series Results (1969-2021)

Year	Home	Road	Totals	Year	Home	Road	Totals	Year	Home	Road	Totals
1958	7-4	4-7	11-11	1980	5-1	2-4	7-5	2002	0-2	2-2	2-4
1959	6-5	6-5	12-10	1981	2-2	3-3	5-5	2003	2-2	2-0	4-2
1960	7-4	3-8	10-12	1982	3-3	4-2	7-5	2004	2-1	0-3	2-4
1961	7-4	5-6	12-10	1983	5-1	4-2	9-3	2005	1-2	1-3	2-5
1962	2-7	5-4	7-11	1984	3-3	3-3	6-6	2006	0-3	0-4	0-7
1963	5-4	7-2	12-6	1985	4-2	3-3	7-5	2007	2-1	1-2	3-3
1964	6-3	4-5	10-8	1986	4-2	4-2	8-4	2008	1-2	1-2	2-4
1965	5-4	7-2	12-6	1987	2-4	1-5	3-9	2009	1-2	1-3	2-5
1966	4-5	6-3	10-8	1988	4-2	3-3	7-5	2010	3-0	0-4	3-4
1967	4-5	2-7	6-12	1989	3-3	0-6	3-9	2011	1-3	3-0	4-3
1968	4-5	5-4	9-9	1990	2-4	5-1	7-5	2012	5-2	1-3	6-5
1969	2-4	1-5	3-9	1991	4-2	2-4	6-6	2013	1-2	3-1	4-3
1970	2-4	5-1	7-5	1992	2-4	2-4	4-8	2014	3-1	1-2	4-3
1971	3-3	3-3	6-6	1993	1-5	5-1	6-6	2015	1-3	1-2	2-5
1972	4-2	4-2	8-4	1994	1-2	1-2	2-4	2016	6-3	2-8	8-11
1973	5-1	3-3	8-4	1995	3-3	4-2	7-5	2017	6-3	5-5	11-8
1974	2-4	4-2	6-6	1996	4-2	4-2	8-4	2018	5-5	5-4	10-9
1975	2-4	3-3	5-7	1997	2-3	3-3	5-6	2019	6-4	6-3	12-7
1976	6-0	4-2	10-2	1998	2-1	2-4	4-5	2020	4-3	2-1	6-4
1977	5-1	1-5	6-6	1999	2-4	1-2	3-6	2021	4-6	5-4	9-10
1978	3-3	2-4	5-7	2000	1-2	2-4	3-6				
1979	3-3	3-3	6-6	2001	2-1	1-2	3-3				

All-Time Series

All-Time Series Record
 1,248-1,270-17
 At AT&T Park
 96-99
 At Dodger Stadium
 286-235

Postseason

2021NLDS W, 3-2

2022 Schedule

Dates	Site
5/23-25LA
6/10-12SF
7/21-24LA
8/1-4SF
9/5-7LA
9/16-18SF

Series Facts

Last Dodger 3-Game Sweep, at LA July 28-30, 2017
 Last Dodger 4-Game Sweep, at LA June 22-25, 1995
 Last Dodger 3-Game Sweep, at SF May 21-23, 2021
 Last Dodger 4-Game Sweep, at SF July 1-4, 1977
 Last Giant 3-Game Sweep, at LA Aug. 20-22, 2012
 Last Giant 4-Game Sweep, at LA Never Accomplished
 Last Giant 3-Game Sweep, at SF Sep. 30- Oct. 2, 2016
 Last Giant 4-Game Sweep, at SF June 21-24, 2004
 Most Runs Scored vs. SF 19, 2x, last: May 26, 1970 at SF
 Most Runs Allowed vs. SF 26, April 30, 1944 (I) at NYG
 Largest Margin of Victory 17, Sept. 13, 2014 at SF (17-0)
 Largest Margin of Defeat 18, (2x), last: April 30, 1944 (I) at NYG
 Longest Winning Streak 10 games, July 12, 1953-Sept. 6, 1953
 Longest Losing Streak 12 games, Oct. 2, 1937- July 4, 1938 (2)
 Last Doubleheader August 27, 2020 at SF

Washington Nationals

Nationals Park (2008) | 1500 S. Capitol Street, SE | Washington, DC 20003 | (202) 640-7000

President, Baseball Operations and General Manager.....Mike Rizzo
 Manager.....David Martinez (5th season w/ WAS, 266-280)



Year-By-Year Series Results (1969-2021)

Year	Home	Road	Totals	Year	Home	Road	Totals	Year	Home	Road	Totals
1969	4-2	6-0	10-2	1989	3-3	4-2	7-5	2009	1-1	2-1	3-2
1970	4-2	4-2	8-4	1990	5-1	1-5	6-6	2010	2-1	1-2	3-3
1971	3-3	5-1	8-4	1991	5-1	0-6	5-7	2011	2-1	2-1	4-2
1972	3-3	3-3	6-6	1992	3-3	1-5	4-8	2012	3-0	1-2	4-2
1973	4-2	3-3	7-5	1993	4-2	2-4	6-6	2013	2-1	3-0	5-1
1974	4-2	4-2	8-4	1994	2-4	1-5	3-9	2014	1-2	1-2	2-4
1975	2-4	3-3	5-7	1995	4-2	3-3	7-5	2015	2-1	2-1	4-2
1976	6-0	4-2	10-2	1996	4-2	5-1	9-3	2016	3-0	2-1	5-1
1977	2-4	5-1	7-5	1997	4-1	3-3	7-4	2017	1-2	2-1	3-3
1978	5-1	3-3	8-4	1998	5-1	0-3	5-4	2018	2-1	3-0	5-1
1979	5-1	1-5	6-6	1999	3-3	2-1	5-4	2019	2-2	2-1	4-3
1980	6-0	5-1	11-1	2000	3-1	2-2	5-3	2021	3-0	4-0	7-0
1981	3-0	2-2	5-2	2001	1-2	1-2	2-4				
1982	3-3	5-1	8-4	2002	3-1	2-1	5-2				
1983	4-2	3-3	7-5	2003	2-1	2-1	4-2				
1984	3-3	3-3	6-6	2004	2-1	2-2	4-3				
1985	5-1	2-4	7-5	2005	1-2	1-2	2-4				
1986	4-2	1-5	5-7	2006	3-0	1-2	4-2				
1987	1-5	2-4	3-9	2007	3-0	2-1	5-1				
1988	4-2	4-2	8-4	2008	3-0	0-3	3-3				

All-Time Series

All-Time Series Record
 290-201
 At Nationals Park
 25-15
 At Dodger Stadium
 160-84

Postseason

1981NLCS W, 3-2
 2016 NLDS W, 3-2
 2019 NLDS L, 2-3

2022 Schedule

Dates	Site
5/23-25WSN
7/25-27LA

Series Facts

Last Dodger 3-Game Sweep, at LA April 9-11, 2021
 Last Dodger 4-Game Sweep, at LA Aug. 29-31(2), 1980
 Last Dodger 3-Game Sweep, at MON/WAS May 19-20, 2018
 Last Dodger 4-Game Sweep, at MON/WAS July 1-4, 2021
 Last MON/WAS 3-Game Sweep, at LA Aug. 28-30, 1987
 Last MON/WAS 4-Game Sweep, at LA Never Accomplished
 Last MON/WAS 3-Game Sweep, at MON/WAS Aug. 26-28, 2008
 Last Montreal 4-Game Sweep, at MON/WAS July 11-14, 1991
 Most Runs Scored vs. MON/WAS 15, May 3, 1970 at LA
 Most Runs Allowed vs. MON/WAS 13, May 2, 1982 at LA
 Largest Margin of Victory 14, May 3, 1970 at LA (15-1)
 Largest Margin of Defeat 12, May 2, 1982 at LA (1-13)
 Longest Winning Streak 11 games, June 14-August 31, 1980 (2)
 Longest Losing Streak 7 games, 2x, last: July 6, 1994-May 28, 1995
 Last Doubleheader May 19, 2018 at WAS

Los Angeles Angels

Angel Stadium (1966) | 2000 E. Gene Autry Way | Anaheim, CA 92806 | (714) 940-2000

General ManagerPerry Minasian
 ManagerJoe Maddon (3rd season w/ LAA, 130-143)



Year-By-Year Series Results (1997-2021)

Year	Home	Road	Totals	Year	Home	Road	Totals	Year	Home	Road	Totals
1997	2-0	2-0	4-0	2006	3-0	1-2	4-2	2015	3-0	2-1	5-1
1998	1-1	0-2	1-3	2007	1-2	0-3	1-5	2016	1-1	0-2	1-3
1999	2-1	2-1	4-2	2008	2-1	1-2	3-3	2017	1-1	1-1	2-2
2000	1-2	1-2	2-4	2009	1-2	2-1	3-3	2018	2-1	1-2	3-3
2001	1-2	1-2	2-4	2010	0-3	1-2	1-5	2019	0-2	0-2	0-4
2002	2-1	1-2	3-3	2011	1-2	1-2	2-4	2020	3-0	3-0	6-0
2003	2-1	0-3	2-4	2012	1-2	1-2	2-4	2021	2-1	1-2	3-3
2004	1-2	2-1	3-3	2013	1-1	1-1	2-2				
2005	1-2	0-3	1-5	2014	1-1	2-0	3-1				

All-Time Series

All-Time Series Record
 61-73
 At Angel Stadium
 26-42
 At Dodger Stadium
 37-31

2022 Schedule

Dates	Site
6/14-15	LA
7/15-16	LAA

Series Facts

Last Dodger 3-Game Sweep, at LA	September 25-27, 2020	Most Runs Scored vs. LAA	16, July 16, 2006 at LAD
Last Dodger 4-Game Sweep, at LA	Never Accomplished	Most Runs Allowed vs. LAA	13, June 25, 2004 at LAD
Last Dodger 3-Game Sweep, at LAA	August 14-16, 2020	Largest Margin of Victory	13, May 19, 2006 at LAA (16-3)
Last Dodger 4-Game Sweep, at LAA	Never Accomplished	Largest Margin of Defeat	13, June 25, 2004 at LAD (0-13)
Last Angel 3-Game Sweep, at LA	June 11-13, 2010	Longest Winning Streak	8 games, August 5, 2014 - Sept. 8, 2015
Last Angel 4-Game Sweep, at LA	Never Accomplished	Longest Losing Streak	6 games, June 22, 2003-June 26, 2004
Last Angel 3-Game Sweep, at LAA	May 18-20, 2007	Last Doubleheader	Never Accomplished
Last Angel 4-Game Sweep, at LAA	Never Accomplished		

Chicago White Sox

Guaranteed Rate Field | 333 W 35th St, Chicago, IL 60616 | (312) 674-1000

General ManagerRick Hahn
 ManagerTony LaRussa (10th season w/ CWS, 615-579)



Series Facts

All-Time Series Record	11-14	All-Time Playoff Record	NA
At Guarantee Rate Field	4-7	At Dodger Stadium	7-7
Last Meeting at CWS	2017	Last Meeting in LA	2017

2022 Schedule

Dates	Site
6/7-9	CWS

Cleveland Guardians

Progressive Field (1994) | 2401 Ontario St, Cleveland, OH 44115 | (216) 420-4487

President, Baseball OperationsChris Antonetti
 ManagerTerry Francona (10th season w/ CLE, 753-601)



Series Facts

All-Time Series Record	7-5	All-Time Playoff Record	NA
At Progressive Field	5-1	At Dodger Stadium	2-4
Last Meeting at CLE	2017	Last Meeting in LA	2014

2022 Schedule

Dates	Site
6/17-19	LA

Detroit Tigers

Comerica Park (2000) | 2100 Woodward Ave, Detroit, MI 48201 | (313) 962-4000

President, Baseball OperationsAl Avila
 ManagerA.J. Hinch (2nd season w/ DET, 77-85)



Series Facts

All-Time Series Record	12-10	All-Time Playoff Record	NA
At Comerica Park	5-6	At Dodger Stadium	7-4
Last Meeting at DET	2017	Last Meeting in LA	2014

2022 Schedule

Dates	Site
4/29-5/1	LA

Kansas City Royals

Kauffman Stadium (1973) 1 Royal Way, Kansas City, MO 64129 | (816) 921-8000

General Manager..... J.J. Picollo
 Manager..... Mike Matheny (3rd season w/ KC, 100-122)



Series Facts

All-Time Series Record.....	7-5	All-Time Playoff Record.....	NA
At Kaufmann Stadium.....	2-4	At Dodger Stadium.....	5-1
Last Meeting at TEX.....	2014	Last Meeting in LA.....	2017

2022 Schedule

Dates.....	Site
8/12-14.....	...KC

Minnesota Twins

Target Field (2010) 1 Twins Way, Minneapolis, MN 55403 | (612) 338-9467

President, Baseball Operations..... Derek Falvey
 Manager..... Rocco Baldelli (4th season w/ MIN, 210-174)



Series Facts

All-Time Series Record.....	9-6	All-Time Playoff Record.....	NA
At Target Field.....	4-5	At Dodger Stadium.....	5-1
Last Meeting at TEX.....	2014	Last Meeting in LA.....	2017

2022 Schedule

Dates.....	Site
4/12-13.....	...MIN
8/9-10.....	...LA

Dodgers All-Time Record Vs. Each Major League Franchise

OPPONENT	WIN	LOSS	TIE	OPPONENT	WIN	LOSS	TIE
Giants	1248	1270	17	Angels	61	73	0
Braves	1198	1035	22	Old Orioles*	45	56	4
Phillies	1178	922	14	Mariners	23	16	0
Reds	1138	1105	13	Rangers	20	13	0
Pirates	1136	978	1	Athletics	16	23	0
Cubs	1059	1047	14	Blue Jays	14	7	0
Cardinals	1036	1033	16	Tigers	12	10	0
Padres	495	410	1	White Sox	11	14	0
Astros	394	328	0	Rays	10	7	0
Mets	352	273	1	Orioles	9	6	0
Expos-Nationals	290	201	0	Twins	9	6	0
Rockies	272	192	0	Red Sox	9	9	0
Diamondbacks	234	186	0	Yankees	8	8	0
Marlins	113	95	0	Royals	7	5	0
Brewers	87	64	0	Indians	7	5	0
Spiders*	81	59	1				
Colonels*	61	39	1				
Senators*	61	39	1				

* - 19th century NL teams.

Last Trade With Each MLB Club

TEAM	RECEIVED	TRADED	DATE	TEAM	RECEIVED	TRADED	DATE
Arizona	Jon Garland	Tony Abreu	8/31/09	Milwaukee	Corey Knebel	PTBNL/Cash	12/2/20
Atlanta	Adam McCreery	Cash	11/26/16	Minnesota	Andrew Vasquez	Stevie Berman	8/31/21
Baltimore	Manny Machado	Zach Pop	7/18/18	New York-AL	Scott Proctor	Wilson Betemit	7/31/07
		Ryan Bannon		New York-NL	Billy McKinney	Carlos Rincon	7/21/21
		Yusniel Diaz		Oakland	Logan Salow	Wilmer Font	4/25/18
		Breyvic Valera		Philadelphia	Garrett Cleavinger		12/29/20
		Dean Kremer		Pittsburgh	David Freese	Jesus Valdez	8/31/18
Boston	Mookie Betts,	Alex Verdugo,	2/10/20	St. Louis	Jedd Gytko, Cash, Int.	Jeffrey Abreu, Tony Cinigrani	7/31/19
	David Price,	Connor Wong,					4/1/18
	Cash	Jeter Downs		San Diego	Yasmani Grandal,	Matt Kemp,	12/18/14
Chicago-AL	Jake Peter	Three-team trade w/KC	1/4/2018		Joe Wieland, Zach Eflin	Tim Federowicz, cash	
Chicago-NL	Darwin Barney	Jonathan Martinez	7/28/14	San Francisco	Mark Sweeney	Travis Denker	8/9/07
Cincinnati	Jeter Downs, Josiah Gray,	Matt Kemp, Yasiel Puig,	12/21/18	Seattle	Kristopher Negron	Daniel Castro	7/29/19
	Homer Bailey	Kyle Farmer, Alex Wood,		Texas	Yu Darvish	Willie Calhoun, Brandon Davis	7/31/17
		Cash				A.J. Alexy	
Cleveland	PTBNL/Cash	Carlos Frias	1/30/17	Tampa Bay	Yoshi Tsutsugo	Cash	5/15/21
Colorado	Juan Nicasio	Noel Cuevas	11/24/14	Toronto	John Axford	Corey Copping	7/31/18
Detroit	Cody Ross	Steve Colyer	4/1/04	Washington	Trea Turner,	Josiah Gray, Keibert Ruiz	7/30/21
Houston	Tyler White	Andre Scrubbb	7/25/19		Max Scherzer	Donovan Casey, Gerardo Carrillo	
Kansas City	Danny Duffy	PTBNL	7/29/21				
Los Angeles-AL	Howie Kendrick	Andrew Heaney	12/10/14				
Miami	Mat Latos,	Victor Araujo,	7/30/15				
	Michael Morse, cash	Jeff Brigham, Kevin Guzman					

Note: Trade involves Major League roster

Jaime, you're leaving a big microphone to fill.



KTNQ, the Spanish-language home of the L.A. Dodgers and Univision's #1 AM talk radio station, congratulates Jaime Jarrin on his retirement and his 64 years of being *la voz de Los Dodgers en español*.

1020
KTNQ AM



Celebrating 60 years of being part of the fabric of Los Angeles.



DODGER STADIUM



The Dodgers remembered Hall of Fame Manager Tommy Lasorda with his retired number and his name on the electronic banner in the new Center Field Plaza after he passed away last season



Dodger Stadium celebrates its 60th anniversary in 2022, having opened on April 10, 1962. It is the third oldest ballpark in the Major Leagues behind Boston's Fenway Park (1912) and Chicago's Wrigley Field (1914).

The stadium has undergone numerous upgrades and renovations over the years, the latest being the Centerfield Plaza, which debuted to fans in 2021. For the first time, the stadium has a front door, with almost two acres of unique food offerings, entertainment and kids areas, retail locations, sponsor activations, more social- and standing-room areas and greater access for those with special needs. In addition, it is the home for the Jackie Robinson Statue, "Legends of Dodger Baseball" plaques and exhibits and displays that pay tribute to Dodger history.

This 2022 season marks the second time in Dodger Stadium history that the venerable venue has hosted a Major League Baseball All-Star Game, the last being 1980.

Dodger Stadium's rich history began with club president Walter O'Malley's foresight over six decades ago. During much of the 1950s, he lobbied for a new stadium to be built for his Brooklyn club, but when a deal could not be reached in 1957, the Dodgers made the unprecedented move to California. In September of that year, the city of Los Angeles agreed to give 300 acres of land to the Dodgers in exchange for the deed to Los Angeles' Wrigley Field and their commitment to construct a 50,000-seat stadium. While Dodger Stadium was being built, the Dodgers played at the Los Angeles Memorial Coliseum from 1958 through 1961, before Opening Day, April 10, 1962, when the Dodgers finally played in their new home before 52,564 fans.

The Dodgers enter their 61st season of play at Dodger Stadium (capacity: 56,000) in 2022 with a 2,757-1,989 (581) record in 4,746 regular season games. The stadium has hosted 97 Dodger Postseason games with the Dodgers holding a 58-39 record (.598), including 27 games (17-10, .630) during 10 World Series (1963, '65, '66, '74, '77, '78, '81, '88, 2017, 2018). Since Dodger Stadium's opening in 1962, Los Angeles has the best home winning percentage in the National League and the second best regular season home record in the Majors, behind only the Yankees' .603 (2,850-1,880).

History


- The first game in Dodger Stadium history was held on April 10, 1962. Left-hander Johnny Podres made the start against the Cincinnati Reds. Kay O'Malley, wife of Dodger President Walter O'Malley, threw out the ceremonial first pitch to catcher John Roseboro.
- Hall of Famer Willie Stargell is the only player to twice hit a ball out of Dodger Stadium (Aug. 5, 1969 and May 8, 1973). Mike Piazza is the only Dodger to clear the roof (Sept. 21, 1997).
- Of the seven Dodger World Series championships, the only title clinched on their home field was 1963 when Los Angeles swept the Yankees, capped by a 2-1 victory in Game 4.
- The only All-Star Game in Dodger Stadium history was the 1980 Mid-Summer Classic, won by the NL, 4-2. It was announced last year, that Dodger Stadium will also host the 2020 All-Game Game.
- The only perfect game in Dodger history was pitched by Sandy Koufax at Dodger Stadium in a 1-0 victory against the Chicago Cubs on Sept. 9, 1965.

International

- Dodger Stadium played host to the 1984 Olympic Baseball tournament, the opening ceremonies of the 1991 United States Olympic Festival and the finals of both the 2009 and 2017 World Baseball Classics.
- In 1966, the Dodgers received a 10-foot-tall stone lantern gift from Japanese Hall of Famer Sotaro Suzuki as a token of friendship between the Dodgers and Japan. The Dodgers rededicated the stone lantern in 2003 and maintain it and the surrounding Japanese garden, located in the hills above parking lot 6.



Sandy Koufax celebrates recording the final out of the 1963 World Series.



Dodger Stadium played host to the NHL's Stadium Series on January 25, 2014, as the Anaheim Ducks faced the Los Angeles Kings in a regular season game.

- The Harlem Globetrotters played an exhibition game at Dodger Stadium on Feb. 4, 1964. The basketball court was placed on the infield.
- Dodger Stadium has played host to a rugby match (2015), a soccer game (2013) and the National Hockey League's first regular-season outdoor game in California on Jan. 25, 2014, between the Los Angeles Kings and Anaheim Ducks.

Original Construction

- Elevations at "Chavez Ravine" ranged from 400 feet to 700 feet above sea level. More than eight million cubic yards of earth was moved to reshape the area.
- Dodger Stadium was designed by Emil Praeger and was the first privately financed stadium since Yankee Stadium, built by a brewery in 1923.
- The Dodgers played at the Los Angeles Coliseum from 1958-61, and groundbreaking ceremonies for the original Dodger Stadium construction were held on Sept. 17, 1959.
- There were more than 25,000 separate pieces of precast concrete used to build the original Dodger Stadium.
- The original dugout level seats at Dodger Stadium were inspired by a similar layout of dugout seats at Korakuen Stadium, where the Dodgers played during their 1956 Japan goodwill tour. Club seats have since been replaced by the Dugout Club Seats.
- Dodger Stadium was designed so that each of the nine levels of the park has entries at grade as the hillside rises around the structure. The engineers used the terrain of the site to allow access directly from each level without requiring fans to use stairs or an elevator.
- The original color scheme of Dodger Stadium, which is evident in the seats today, is a result of the study of popular colors in the 1960s, reflective of the California spirit.
- The distinctive inverted precast panels of the Top Deck and the zig-zag roof of the pavilions are unique architectural features.

Unique Events

- Dodger Stadium is part of the fabric of Los Angeles and during the COVID-19 pandemic the Dodgers opened the stadium and its parking lots in 2020 for communal benefit, including serving as a supersite where over a million tests were administered at one of the country's largest vaccination sites. Additionally, the stadium's Top Deck served as one of Los Angeles County's busiest Vote Centers for the 2020 Presidential Election.
- Pope John Paul II celebrated a Mass at Dodger Stadium on Sept. 16, 1987. The event drew a stadium-record crowd of 63,000.
- Entertainers to perform at Dodger Stadium include: AC/DC, Beyoncé, Billy Joel, Bruno Mars, Guns N' Roses, The Rolling Stones, The Beatles, KISS, Madonna, The Bee Gees, Elton John, Simon and Garfunkel, John Legend, Luke Bryan, Michael Jackson, David Bowie, Genesis, Eric Clapton, U2, the Dave Matthews Band, Bruce Springsteen, Paul McCartney and The Three Tenors.



A birds-eye view of the Dodger Stadium construction and terraced parking at Chavez Ravine.

Dodger Stadium Firsts

Game: April 10, 1962 (Cincinnati Reds 6, Dodgers 3)
American League Game: April 17, 1962 Los Angeles Angels vs. Kansas City (Athletics win, 5-3)
Dodger victory: April 11, 1962 (Dodgers 6, Cincinnati 2)
Pitch: Johnny Podres, Dodgers vs. Cincinnati, April 10, 1962
Batter: Eddie Kasko, Cincinnati vs. Dodgers, April 10, 1962 (double)
Dodger Batter: Maury Wills, April 10, 1962 (groundout)
Winning Pitcher: Bob Purkey, Cincinnati, April 10, 1962
Losing Pitcher: Johnny Podres, Dodgers, April 10, 1962
Winning Dodger Pitcher: Sandy Koufax, Dodgers vs. Cincinnati, April 11, 1962, complete game, 6-2

Dodger Lineup

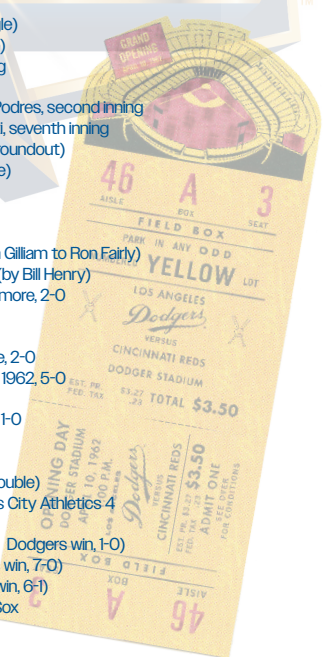
April 10, 1962 vs. Cincinnati HP umpire: Dusty Boggess

Maury Wills	SS
Jim Gilliam	2B
Wally Moon	LF
Duke Snider	RF
John Roseboro	C
Ron Fairly	1B
Daryl Spencer	3B
Willie Davis	CF
Johnny Podres	P



Opening Day April 10, 1962

Hit: Eddie Kasko, Cincinnati, April 10, 1962 (double to lead off game)
First Dodger batter: Maury Wills, April 10, 1962 (groundout)
Hit by a Dodger: Duke Snider, April 10, 1962 vs. Cincinnati, single to lead off second inning
Double by a Dodger: Ron Fairly, April 10, 1962 vs. Cincinnati, fourth inning
Triple: Daryl Spencer, Dodgers vs. Cincinnati, April 10, 1962, ninth inning
Home Run: Wally Post, Cincinnati, April 10, 1962, seventh inning, off Johnny Podres
Home Run by a Dodger: Jim Gilliam, April 11, 1962 vs. Cincinnati, third inning off Moe Drabowsky
Home Run Out of Stadium: Willie Stargell, Pittsburgh, Aug. 6, 1969 off Alan Foster
Grand Slam Home Run: Brooks Robinson, Baltimore vs. Angels, May 6, 1962, off Ken McBride
Grand Slam by a Dodger: Willie Davis, July 2, 1962 (1st gm) vs. Cincinnati, 4th inning off Jack Hamilton
Run Scored: Eddie Kasko, Cincinnati, April 10, 1962, first inning
Run Scored by a Dodger: Jim Gilliam, April 10, 1962 vs. Cincinnati, fourth inning
Run Batted In: Vada Pinson, Cincinnati, April 10, 1962, first inning (single)
RBI by a Dodger: Ron Fairly, April 10, 1962, fourth inning (two-run double)
Base on Balls: Tommy Harper, Cincinnati, April 10, 1962, second inning
Base on Balls by a Dodger: John Roseboro, April 10, 1962, second inning
Strikeout: Gordy Coleman, Cincinnati, April 10, 1962, by Johnny Podres, second inning
Strikeout by a Dodger batter: Daryl Spencer, April 10, 1962, by Bob Purkey, Cincinnati, seventh inning
Pinch Hitter: Tim Harkness, Dodgers, April 10, 1962, eighth inning (groundout)
Pinch Hit: Andy Carey, Dodgers, April 10, 1962, ninth inning (single)
Sacrifice bunt: Cookie Rojas, Cincinnati, April 10, 1962, first inning
Sacrifice fly: Gordy Coleman, Cincinnati, April 11, 1962
Stolen Base: John Roseboro, Dodgers vs. Cincinnati, April 11, 1962
Double Play: Dodgers, April 10, 1962, First Inning (Maury Wills to Jim Gilliam to Ron Fairly)
Hit Batsman: John Roseboro, Dodgers vs. Cincinnati, April 10, 1962 (by Bill Henry)
No-Hitter: Bo Belinsky, Los Angeles Angels, May 5, 1962 vs. Baltimore, 2-0
No-Hitter by a Dodger: Sandy Koufax, June 30, 1962 vs. New York Mets, 5-0
Perfect Game: Sandy Koufax, Sept. 9, 1965 vs. Chicago Cubs, 1-0
No-Hitter by an Opponent: Dennis Martinez, Montreal, July 28, 1991, perfect game, 2-0
Shutout: Jim Kaat, Minnesota vs. Los Angeles Angels, April 22, 1962, 5-0
Shutout by a Dodger: Sandy Koufax, June 18, 1962 vs. St. Louis, 1-0
Shutout by an Opponent: Al McBean, Pittsburgh, April 29, 1962 (second game), 1-0
Wild Pitch: Sandy Koufax, Dodgers vs. Cincinnati, April 11, 1962
Balk: Moe Drabowsky, Cincinnati, April 11, 1962
Hit by a Pitcher: Johnny Podres, Dodgers, April 10, 1962, fifth inning (double)
Extra-Inning Game: April 19, 1962, 12 innings, Los Angeles Angels 6, Kansas City Athletics 4
Extra-Inning Dodger Game: May 1, 1962, 16 innings, Dodgers 6, Chicago Cubs 5
World Series Game: Dodgers vs. New York Yankees, Oct. 5, 1963 (Game 3, Dodgers win, 1-0)
NLCS Game: Dodgers vs. Pittsburgh, Oct. 8, 1974 (Game 3, Pirates win, 7-0)
Division Series Game: Dodgers vs. Houston, Oct. 9, 1981 (Game 3, Dodgers win, 6-1)
Rainout: April 14, 1963, Los Angeles Angels vs Chicago White Sox
Dodger rainout: April 21, 1967, vs. St. Louis
Doubleheader: April 29, 1962, Dodgers swept by Pittsburgh
Exhibition game: April 6, 1963, Dodgers vs. Los Angeles Angels
Interleague game: June 17, 1997, Dodgers 4, Anaheim Angels 3



Los Angeles Dodgers Home/Road Attendance Totals

Year	Home	Road	Totals	Year	Home	Road	Totals
1958	1,845,556	1,610,807	3,006,363	1980	#3,002,396	2,116,857	5,119,253
1959	#2,071,045	1,294,229	3,365,274	1981	#3,348,170	2,487,408	5,835,578
1960	#2,253,887	1,380,121	3,634,008	1982	2,473,266	2,193,099	4,667,175
1961	#1,804,250	1,249,762	3,054,012	1983	3,170,393	2,663,857	4,834,250
1962	#2,755,184	1,593,665	4,348,849	1984	2,279,355	2,068,070	4,347,425
1963	#2,538,602	1,834,842	4,373,444	1985	2,786,251	1,917,189	4,683,440
1964	#2,223,751	1,562,734	3,791,485	1986	3,188,454	2,317,007	5,559,461
1965	#2,553,577	1,918,669	4,472,246	1987	3,319,504	2,579,741	5,899,245
1966	#2,617,029	2,141,122	4,758,241	1988	3,089,201	2,641,382	5,730,583
1967	1,664,362	1,363,072	3,027,434	1989	3,095,346	2,621,265	5,716,611
1968	1,581,093	2,221,463	3,802,556	2000	3,010,819	2,678,742	5,689,561
1969	1,784,527	1,452,790	3,237,317	2001	3,017,502	2,665,752	5,683,254
1970	1,697,142	1,337,513	3,034,655	2002	3,131,255	2,450,537	5,581,792
1971	2,064,594	1,612,453	3,677,047	2003	3,138,626	2,323,141	5,461,767
1972	1,860,858	1,440,746	3,301,604	2004	%3,488,283	2,578,981	6,067,264
1973	#2,136,192	1,533,268	3,669,460	2005	%3,603,646	2,638,150	6,241,796
1974	#2,632,474	1,866,296	4,488,770	2006	%3,758,545	2,386,375	6,144,920
1975	#2,539,349	1,702,150	4,241,499	2007	%3,887,036	2,527,968	6,384,994
1976	2,386,301	1,524,059	3,910,360	2008	3,730,750	2,815,334	6,542,284
1977	#2,955,087	1,974,238	4,929,385	2009	#3,761,651	2,717,268	6,478,919
1978	#3,347,845	2,146,359	5,494,204	2010	3,562,320	2,704,713	6,267,033
1979	#2,860,954	2,081,745	4,942,699	2011	2,934,808	2,806,282	5,541,636
1980	#3,249,287	2,062,369	*5,311,656	2012	3,324,246	2,611,207	5,935,453
1981	#2,381,292	1,210,884	3,592,176	2013	#3,743,527	2,863,366	6,606,893
1982	#3,608,881	2,250,191	5,859,072	2014	#3,782,337	2,740,259	6,522,596
1983	#3,510,313	2,237,213	5,747,526	2015	#3,764,815	2,796,585	6,561,400
1984	#3,134,824	1,934,559	5,069,383	2016	#3,703,312	2,669,701	6,373,013
1985	#3,264,593	1,941,348	5,205,941	2017	*#3,765,856	2,781,921	6,485,777
1986	#3,023,208	2,076,746	5,099,954	2018	*#3,857,500	2,680,703	6,538,203
1987	2,797,409	1,210,811	4,918,220	2019	#3,974,309	2,707,620	6,681,929
1988	2,980,262	2,155,348	5,135,610	2020	N/A	N/A	N/A
1989	2,944,663	2,169,018	5,113,671	2021	#2,804,693	2,038,230	4,842,923

Coliseum (1958-61) **7,974,738**
 Dodger Stadium (1962-17)**6,549,815**
Totals 14,524,553

% Led National League in home attendance # Led Major League Baseball in home attendance

* The 1980 and 2018 attendance totals both include a one-game playoff and the 1962 total includes two playoff games. Bold indicates all-time Dodger high. The attendance totals do not include playoff series. The 1972 season began late due to a players' strike, as the Dodgers had just 75 home games. The 1981 season was interrupted on June 12 by a players' strike, as the team had just 56 home games. The 1994 season was out short on Aug. 12 by a players' strike. The 1995 season began late due to the 1994-95 players' strike. The Dodgers' first 33 games in 2021 were played in front of limited capacity crowd due to COVID-19 regulations.

Club-By-Club Series Attendance Records

NL Clubs	2-Game Series	3-Game Series	4-Game Series	AL Clubs	2-Game Series	3-Game Series
Arizona	106,296 (7/2-3/19)	153,840 (9/14-16/07)	205,195 (7/31-8/3/08)	Baltimore	---	133,650 (7/4-6/16)
Atlanta	95,783 (9/29-39/82)	156,040 (5/13-15/05)	202,997 (8/5-8/83)	Boston	---	151,064 (8/5-7/16)
Chicago	96,686 (8/11-12/97)	158,901 (8/8-10/03)	199,561 (8/20-23/09)	Chicago	98,798 (8/15-16/17)	139,146 (6/15-7/12)
Cincinnati	103,121 (5/17-18/76)	158,580 (5/27-29/77)	207,618 (8/8-11/77)	Cleveland	---	142,126 (6/30-7/2/14)
Colorado	83,434 (4/18-19/17)	160,058 (10/2-4/09)	208,169 (9/7-10/17)	Detroit	95,918 (4/8-9/14)	135,452 (5/21-23/10)
Miami	81,097 (6/7-8/93)	153,718 (7/19-21/19)	197,395 (7/10-13/08)	Houston	94,446 (7/10-11/80)	157,345 (8/3-5/18)
Milwaukee	67,457 (7/18-19/01)	156,155 (8/25-27/17)	179,224 (6/16-19/16)	Kansas City	---	134,766 (7/7-9/17)
New York	72,160 (7/24-25/77)	151,606 (5/15-17/81)	201,969 (7/19-22/07)	LA Angels	107,456 (7/23-24/19)	168,000 (6/15-17/07)
Philadelphia	90,278 (5/6-7/77)	162,221 (8/6-8/04)	194,725 (6/27-30/13)	Minnesota	---	143,098 (7/24-26/17)
Pittsburgh	82,290 (8/1-2/62)	159,153 (6/23-25/06)	187,621 (5/29-6/1/14)	New York	105,460 (7/30-31/13)	168,000 (6/25-27/10)
San Diego	104,922 (4/13-14/76)	160,390 (4/13-15/07)	219,124 (9/15-18/06)	Oakland	101,970 (7/28-29/15)	137,395 (6/16-18/09)
San Francisco	106,429 (6/10-11/63)	163,000 (7/31-8/2/07)	218,948 (8/29-9/1/63)	Seattle	107,851 (8/30-31/97)	150,948 (6/26-28/09)
St. Louis	83,139 (6/10-11/96)	162,376 (5/21-23/99)	195,432 (8/26-29/14)	Tampa Bay	96,916 (9/17-18/19)	157,486 (8/9-11/13)
Washington	77,048 (6/18-19/01)	152,416 (4/20-22/18)	185,698 (5/9-12/19)	Texas	89,883 (6/17-18/15)	99,256 (6/7-9/99)
				Toronto	---	153,429 (6/8-10/07)

Dodger Stadium Series Highs

2-Game Series			4-Game Series				
1.	107,851	Mariners	Aug. 30-31, 1997	1.	219,124	Padres	Sept. 15-18, 2006
2.	107,456	Angels	July 23-24, 2019	2.	218,948	Giants	Aug. 29-Sept. 1, 1963
3.	106,429	Giants	June 10-11, 1963	3.	214,643	Giants	Sept. 3-6, 1962
4.	106,121	Reds	May 17-18, 1976	4.	208,169	Rookies	Sept. 7-10, 2017
5.	105,460	Yankees	July 30-31, 2018	5.	207,618	Reds	Aug. 8-11, 1977
3-Game Series			Big Weekends				
1.	168,000	Yankees	June 25-27, 2010	1.	168,000	Yankees	June 25-27, 2010
1.	168,000	Giants	July 31-Aug. 2, 2007	1.	168,000	Angels	July 15-17, 2007
1.	168,000	Angels	June 15-17, 2007	3.	166,904	Angels	May 19-21, 2006
4.	166,904	Angels	May 19-21, 2006	4.	165,240	Yankees	June 18-20, 2004
5.	166,607	Giants	Sept. 19-21, 2008	5.	164,685	Giants	Aug. 30-Sept. 1, 1963

Dodger Stadium Rainouts

The Dodgers have played 1729 games at Dodger Stadium without a rainout, which is the all-time club record:

- April 21, 1967 vs. St. Louis
- April 12, 1976 vs. San Diego
- Sept. 10, 1976 vs. Atlanta
- Sept. 11, 1976 vs. Atlanta
- May 8, 1977 vs. Philadelphia
- May 9, 1977 vs. Philadelphia
- Aug. 17, 1977 vs. SF.
- April 15, 1978 vs. Atlanta
- Sept. 5, 1978 vs. SF.
- April 11, 1982 vs. San Diego
- Aug. 18, 1983 vs. New York
- Sept. 24, 1986 vs. San Diego
- April 19, 1988 vs. San Diego
- April 20, 1988 vs. San Diego
- April 21, 1988 vs. San Diego
- April 11, 1999 vs. Colorado
- April 17, 2000 vs. Houston

Los Angeles Attendance Highlights

Record At The Turnstile: In 2019, the Dodgers set a single-season franchise attendance record with 3,974,309 (49,066 average) in 81 home dates, which included 28 sellouts. The attendance mark led Major League Baseball, the seventh consecutive year the Dodgers have done so, and represented the 10th largest single-season mark in Major League history (third largest in NL history). It marked the second consecutive year that the Dodgers established a single-season attendance record after drawing 3,857,500 in 82 home dates in 2018 (47,042 average). Los Angeles also led MLB in combined home/road attendance, drawing 6,681,929.

MLB Leaders: Since moving to Los Angeles in 1958, the Dodgers have led the National League in attendance 35 times, including posting the highest attendance in the Majors in 31 of those 35 years (see previous page for individual seasons). Los Angeles has led the Majors in attendance for the last eight full seasons since 2013, including 2021.

Sellouts: The Dodgers established a club record with 37 sellouts in 1983.

Largest Single-Game Crowd: The Dodgers drew 57,097 fans on April 13, 2009 for an I-1 Opening Day victory over the Giants, the largest regular season crowd in Dodger Stadium history and one of three times that the club has drawn more than 56,000 at Chavez Ravine (also: March 31, 2011 vs. SF, Aug. 21, 2012 vs. SF).

Largest Single-Game Postseason Crowd: During the postseason, the largest Dodger Stadium crowd is 56,800 - done three times during the 2008 NLCS vs. Philadelphia - Oct. 12, 13, 15.

Over Three Million: The Dodgers hold the Major League record for drawing more than three million fans on 32 occasions, while also topping the big leagues in number of times topping 2.5 million (46). Los Angeles surpassed 2 million fans for an MLB record 47 consecutive seasons (1973-2019).

Turnstiles: The Dodgers established a then-Major League record when they drew 3,608,881 fans in 1982. The NL implemented a new attendance counting system in 1993, and the Rockies recorded the largest single-season total in Major League history with 4,483,350 fans in their first Major League season. Through the 1992 season, attendance figures in the NL were counted by the number of fans in attendance and the AL counted total tickets sold. Both leagues - currently count total tickets sold.

For The Record Book: On May 7, 1959, the Dodgers and Yankees played before an exhibition crowd of 93,103 at the Los Angeles Coliseum in honor of Roy Campanella, the highest single-game attendance mark for a Major League game.

World's Greatest: The Dodgers in 2005 were honored by the Guinness Book of World Records as having the "Highest Cumulative Attendance for a Baseball Franchise" dating back to 1901.

Top 20 NL Attendance Marks

TEAM (YEAR)	TOTAL
1. Colorado (1993)	4,483,350
2. New York (2008)	4,042,045
3. Los Angeles (2019)	3,974,309
4. Colorado (1996)	3,891,014
5. Colorado (1997)	3,888,453
6. Atlanta (1993)	3,884,720
7. Los Angeles (2018)	3,857,500
8. Los Angeles (2007)	3,857,036
9. New York (2007)	3,853,949
10. Colorado (1998)	3,789,347
11. Los Angeles (2014)	3,782,337
12. Los Angeles (2017)	3,765,856
13. Los Angeles (2015)	3,764,815
14. Los Angeles (2009)	3,761,651
15. Los Angeles (2006)	3,758,545
16. Los Angeles (2013)	3,743,527
17. Los Angeles (2008)	3,730,750
18. Los Angeles (2016)	3,703,312
19. Philadelphia (2011)	3,608,718
20. Philadelphia (2010)	3,647,249

Campo Las Palmas

The Dodgers were the first MLB club to establish a baseball academy in the Dominican Republic when they first opened the doors of Campo Las Palmas in 1987. Former Dodger President Peter O'Malley and former Dodger Scout and Vice President Ralph Avila arranged for the Dodgers to purchase land in San Antonio de Guerra on which Campo Las Palmas was constructed. The Dodgers, under ownership by Mark Walter and Guggenheim Baseball Management, expanded the campus with the purchase of a neighboring parcel and the total complex is now 70 acres.



Campo Las Palmas celebrated its 30th anniversary in 2017 with extensive



improvements and an expansion of the state-of-the-art facility. In 1987, the original facility consisted of four structures, which has now grown to 10 buildings of nearly 100,000 total square feet following the 2017 expansion. The newly renovated Campo Las Palmas houses 96 players, 19 coaches and support staff, while training facilities include three and one-half fields, a covered batting cage large enough to accommodate infield practice, a mile running track, conditioning and weight room and training areas within the clubhouse.


Designed to expand the campus qualities of the original complex and encourage continuing education during time in camp, new buildings at Campo Las Palmas feature four classrooms, a quiet room and a social area for players. Additional updates include the Jackie Robinson Hall which functions as a movie house that uses English-language films as part of language learning and is a place where players

can spend time with their families when they visit Campo Las Palmas. A community field for little league play is near the entrance, and fruit trees and a vegetable garden near the new kitchen mark the team's commitment to nutrition.

Camelback Ranch-Glendale



Camelback Ranch-Glendale (CR-G) is in its 14th season (opened in 2009) as the Spring Training home of the Dodgers and White Sox this year. CR-G is one of the largest stadiums in the Cactus League and features unique grounds that include picturesque walking trails, a five-acre lake and an orange grove – a nod to the Dodgers' previous spring home in Vero Beach, FL, where they trained for 61 years. The CR-G campus has become home for all Dodger minor league operations throughout the year, including the franchise's teams in the Rookie-level Arizona League, Fall Instructional League



CR-G Notes

Architect: HKS, Dallas
Groundbreaking: Nov. 5, 2007
First Game: March 1, 2009 vs CWS

and Arizona Fall League.

The award-winning stadium offers more than 10,300 fixed seats and grass seating for 3,000-plus fans. An orange grove – a touch of Dodgertown, Southern California and Arizona – is located beyond the left-field wall of replica Dodger Stadium.

The Dodgers set a CR-G total attendance record in 2017, with 165,911 in 17 home dates. The club's record for average attendance was set in 2016, when the club hosted 155,841 fans in 15 home dates (average of 10,389).

Dodgertown In Vero Beach

Dodgertown in Vero Beach was the Spring Training home of the Dodgers for 61 years from 1948-2008 and home to some of the most memorable players and personalities of both Brooklyn and Los Angeles lore. The personalized street signs within the complex honored such Hall of Famers as Jackie Robinson, Sandy Koufax, Roy Campanella, Duke Snider, Pee Wee Reese, Don Drysdale, Tommy Lasorda, Walter Alston, Don Sutton, Vin Scully and Jaime Jarrin.



The Dodgers first set up camp at the invitation of a local businessman, Bud Holman, after the city needed a tenant to occupy a former World War II Naval Air Station. The club brought its minor league operations to Vero Beach in 1948, and in 1952 Dodger President Walter O'Malley and New York-based architect Emil Praeger decided to build an intimate-stadium with unobstructed views. "Holman Stadium," named by O'Malley after Bud Holman, was officially dedicated on March 11, 1953. The camp became the most unique baseball training facility in the country, a destination for international baseball visitors. The complex also grew into six practice fields, four indoor batting and pitching tunnels, a pool, tennis court and more.

On March 17, 2008, the final Spring Training contest took place at Holman Stadium and at its conclusion, the Dodgers formed a "bat tunnel" for Hall of Famer Tommy Lasorda as he walked off the field for the final time in Vero Beach. In November 2014, Historic Dodgertown - Vero Beach was designated as a "Florida Heritage Landmark" and a Historical Marker was unveiled on the property.

Dodger Spring Training Record

YEAR	W-L-T	ATTEND. (# G)	YEAR	W-L-T	ATTEND. (# G)	YEAR	W-L-T	ATTEND. (# G)
1958	15-16-0	9,218 (3)	1981	12-14-0	55,342 (12)	2004	12-22-0	64,414 (15)
1959	12-10-0	11,022 (4)	1982	12-12-0	59,573 (11)	2005	14-14-3	62,582 (16)
1960	12-10-0	10,080 (4)	1983	11-17-0	65,815 (13)	2006	15-13-5	72,478 (17)
1961	13-15-0		1984	13-13-0	62,739 (11)	2007	17-16-1	76,939 (15)
1962	16-12-0	13,461 (5)	1985	16-11-0	70,939 (13)	2008	11-18-4	90,913 (14)
1963	12-15-0	13,214 (6)	1986	12-16-1	84,428 (16)	2009	15-22-0	131,314 (14)
1964	9-16-0	17,515 (6)	1987	12-15-0	72,491 (12)	2010	11-17-2	124,501 (14)
1965	17-11-0	20,507 (7)	1988	21-11-0	72,899 (15)	2011	14-21-1	103,114 (15)
1966	10-16-0	10,407 (4)	1989	16-16-0	78,903 (14)	2012	15-15-4	121,769 (15)
1967	11-16-0	16,244 (7)	1990	8-4-0	22,640 (5)	2013	13-20-3	133,460 (17)
1968	14-13-0	14,018 (5)	1991	15-18-0	84,551 (13)	2014	7-12-5	114,402 (12)
1969	12-13-0	9,531 (10)	1992	12-18-0	85,332 (14)	2015	11-18-8	147,066 (15)
1970	17-8-0	15,113 (8)	1993	13-16-1	55,031 (12)	2016	13-17-3	155,841 (15)
1971	13-9-0	17,648 (10)	1994	15-15-0	75,917 (13)	2017	18-17-2	165,911 (17)
1972	10-7-0	14,437 (6)	1995	*21/7-8/5-0	47,228 (21)	2018	17-15-1	152,305 (15)
1973	15-12-0	17,639 (7)	1996	17-9-0	62,066 (13)	2019	14-15-3	141,637 (15)
1974	17-7-0	20,355 (7)	1997	13-11-1	61,991 (13)	2020	10-7-1	95,948 (10)
1975	19-9-0	31,478 (9)	1998	18-10-1	56,941 (14)	2021	13-11-5	30,344 (14)
1976	10-3-0	17,458 (5)	1999	21-9-1	65,911 (13)	Total	865-837-64	
1977	17-7-0	33,617 (9)	2000	12-18-0	69,593 (16)	Home attendance does not include games played at Dodger Stadium.		
1978	10-14-0	45,256 (10)	2001	18-13-2	56,398 (13)	N/A - Not available		
1979	13-10-0	52,935 (10)	2002	12-17-4	66,318 (15)	*March 2 - April/April 13-24		
1980	10-7-1	39,629 (9)	2003	15-15-1	53,699 (14)			

Dodger Spring Training Sites

1901	Charlotte, NC	1919-20	Jacksonville, FL	1941-42	Havana, Cuba
1902-06	Columbia, SC	1921	New Orleans, LA	1943-45	Bear Mountain, NY
1907-09	Jacksonville, FL	1922	Jacksonville, FL	1946	Daytona Beach, FL
1910-12	Hot Springs, AR	1923-32	Clearwater, FL	1947	Havana, Cuba
1913-14	Augusta, GA	1933	Miami, FL	1948	Cleud T. Trujillo, DR
1915-16	Daytona Beach, FL	1934-35	Orlando, FL	1948-2008	Vero Beach, FL
1917-18	Hot Springs, AR	1936-40	Clearwater, FL	2009-present	Glendale, AZ

It's time for Dodger Baseball.

STREAM
EVERY GAME
LIVE IN HD

 **iHeart**RADIOAPP



PLAYER DEVELOPMENT



Assistant Director of Player Development Matt McGrath presents pitcher Hyun-Il Choi and infielder Miguel Vargas with the 2021 Branch Rickey Award

Dodger Minor League Partners' Coaching Staffs



Oklahoma City Dodgers
Triple-A Pacific Coast League
7th Season as Dodger Affiliate
2021: 67-62, 2nd Triple-A East

Manager: Travis Barbary
Hitting Coach: Manny Burriss
Pitching Coach: Dave Borkowski
Bullpen Coach: Justin DeFratras
Performance Coach: Noah Huff
Athletic Trainer: Chelsea Willette
Athletic Trainer: Yuya Mukaihara
Video Associate: Jacob Samuels



Tulsa Drillers
Double-A Texas League
7th Season As Dodger Affiliate
2021: 63-57, 4th Double-A Central

Manager: Scott Hennessey
Hitting Coach: Brett Pill
Pitching Coach: Ryan Dennick
Bench Coach: Chris Gutierrez
Bullpen Coach: Luis Vasquez
Performance Coach: Brandon Golden
Athletic Trainer: Jesse Guffey
Video Associate: Devon Wright



Great Lakes Loons
Advanced-A Midwest League
15th season as Dodger Affiliate
2021: 63-57, 2nd Advanced-A Central

Manager: Austin Chubb
Hitting Coach: Dylan Nasiatka
Pitching Coach: David Anderson
Bench Coach: Elian Herrera
Performance Coach: Ethan Quarles
Athletic Trainer: Griffin Boyte
Video Associate: Degin Renck



Rancho Cucamonga Quakes
Single-A California League
11th Season As Dodger Affiliate
2021: 67-53, 1st Single-A West

Manager: John Shoemaker
Hitting Coach: O'Koyea Dickson
Pitching Coach: Ramon Troncoso
Pitching Coach: Durin O'Linger
Bench Coach: Daniel Nava
Performance Coach: Taylor Miller
Athletic Trainer: Ikuo Kato
Video Associate: Garrett Gastfield



ACL Dodgers
Rookie-level Arizona Complex League
2021: 32-27, 3rd ACL Central

Manager: Jair Fernandez
Hitting Coach: Danny Dorn
Hitting Coach: Ronny Paulino
Hitting Coach: Blake Gallen
Pitching Coach: Bobby Cuellar
Pitching Coach: Sean Coyne
Coach: Fumi Ishibashi
Coach: Johan Garcia
Performance Coach: Carlos Omana
Performance Coach: Juan Maldonado
Performance Coach: Noah Huff
Athletic Trainer: Jonathan Kirsch
Athletic Trainer: Akinori Maeda
Assistant, Performance Operations: Marlon Cairo
Video Associate: Dellonte West
Video Associate: Joshua Freigh



DSL Dodgers Shoemaker/Bautista
Rookie-level Dominican Summer League
2021 (Shoemaker): 29-28, 4th DSL North
2021 (Bautista): 32-25, 3rd DSL Northwest

Manager: Junior Zepa
Manager: Cordell Hipolito
Hitting Coach: Johermyn Chavez
Hitting Coach: Sergio Mendez
Hitting Coach: Chase Aldridge
Pitching Coach: Andres Urbina
Pitching Coach: Roberto Giron
Pitching Coach: Raidel Chacon
Pitching Coach: Hector Rodriguez
Defensive Coordinator: Pedro Mega
Sr. Advisor, Campo Las Palmas: Antonio Bautista
Coach: Leury Bonilla
Assistant Pitching Coach: Eduardo Dominguez
Assistant Hitting Coach: Juan Diaz
Performance Coach: Walter Lindo
Performance Coach: Rafa Sepulveda
Performance Coach: Jose Gutierrez
Athletic Trainer: Alfredo Casillas
Athletic Trainer: Walter Martinez
Video Associate: Ransly Familia
Video Associate: Jimmie Felz

Dodger Organization League Champions 1958-2021

Year	Team (League)	Manager	Year	Team (League)	Manager
1958	Macon (South Atlantic)	Danny Ozark	1987	Albuquerque (Pacific Coast)	Terry Collins
	Montreal (International)	Clay Bryant		Sarasota (Gulf Coast)	Joe Alvarez
1959	Green Bay (Three - I)	Stan Wasiak	1988	Great Falls (Pioneer)	Tim Johnson
1960	Atlanta (Southern Assn)	Rube Walker		Santo Domingo (Dominican)	Elvio Jimenez
	Reno (California)	Tom Saffell	1989	Bakersfield (California)	Tim Johnson
	Spokane (Pacific Coast)	Preston Gomez		Great Falls (Pioneer)	Joe Vavra
1961	Great Falls (Pioneer)	Albert Ronning		Santo Domingo (Dominican)	Teddy Martinez
	Reno (California)	Roy Smalley	1990	Albuquerque (Pacific Coast)	Kevin Kennedy
1964	Salisbury (Western Carolinas)	George Scherger		Great Falls (Pioneer)	Joe Vavra
1965	Albuquerque (Texas)	Roy Hartsfield		Kissimmee (Gulf Coast)	Ivan DeJesus
1966	Ogden (Pioneer)	Tommy Lasorda		Vero Beach (Florida State)	Joe Alvarez
	Tri-City (Northwest)	Duke Snider	1992	La Vega (Dominican)	Antonio Bautista
1967	Albuquerque (Texas)	Duke Snider	1993	La Vega (Dominican)	Antonio Bautista
	Ogden (Pioneer)	Tommy Lasorda	1994	Albuquerque (Pacific Coast)	Rick Dempsey
1968	Ogden (Pioneer)	Tommy Lasorda	1995	San Bernardino (California)	Ron Roenicke
	Tri-City (Northwest)	Don LeJohn	1996	La Romana (Dominican)	Antonio Bautista
1969	Ogden (Pioneer)	Ray Malgradi		Savannah (South Atlantic)	John Shoemaker
	Rogue Valley (Northwest)	Bill Berrier		Yakima (Northwest)	Joe Vavra
1970	Albuquerque (Texas)	Del Crandall	1997	La Romana (Dominican)	Jose Salado
	Bakersfield (California)	Don LeJohn		San Antonio (Texas)	Ron Roenicke
	Spokane (Pacific Coast)	Tommy Lasorda	1999	San Bernardino (California)	Rick Burleson
1972	Albuquerque (Pacific Coast)	Tommy Lasorda	2000	San Bernardino (California)	Dino Ebel
	El Paso (Texas)	Monty Basgall		Santo Domingo (Dominican)	Pedro Mega
1977	Lethbridge (Pioneer)	Gail Henley		Yakima (Northwest)	Butch Hughes
	Lodi (California)	Stan Wasiak	2001	Jacksonville* (Southern)	John Shoemaker
1978	Albuquerque (Pacific Coast)	Del Crandall	2002	Great Falls (Pioneer)	Dann Bilardello
1979	Lethbridge (Pioneer)	Gail Henley	2005	Jacksonville (Southern)	John Shoemaker
1980	Albuquerque (Pacific Coast)	Del Crandall	2011	AZL Dodgers (Arizona)	Jody Reed
	Lethbridge (Pioneer)	Gail Henley	2015	Rancho Cucamonga (California)	Bill Haselman
1981	Albuquerque (Pacific Coast)	Del Crandall	2016	Great Lakes (Midwest)	Gil Velazquez
	Lodi (California)	Terry Collins	2017	Ogden (Pioneer)	Mark Kertenian
1982	Albuquerque (Pacific Coast)	Del Crandall		DSL Dodgers 1 (DSL)	Austin Chubb
1983	Bradenton (Gulf Coast)	Gary LaRocque	2018	Tulsa (Texas)	Scott Hennessey
	Vero Beach (Florida State)	Stan Wasiak		Rancho Cucamonga (California)	Drew Saylor

*co-champions

Dodgers' All-Time Minor League Records

Batting Records:

Career

Games	1,252
Norm Larker (1949-57)	
At-Bats	4,571
Norm Larker (1949-57)	
Runs	740
Norm Larker (1949-57)	
Hits	1,362
Norm Larker (1949-57)	
Doubles	271
Norm Larker (1949-57)	
Triples	74
Bert Hamric and Charlie Neal	
Home Runs	208
Jim Gentile (1952-59)	
RBI	681
Norm Larker (1949-57)	
Stolen Bases	304
Wayne Kirby	

Single Season

Batting Average	.436
Fran Bonair (1957, Reno)	
Games	147
Tom Paclorek (1972, Albuquerque)	
At-Bats	637
Jasper Spears (1955, St.Paul)	
Runs	162

Tom Humber (1947, Great Falls)	
Hits	216
Wille Davis (1960, Spokane)	
Doubles	54
Delwyn Young (2007, Las Vegas)	
Triples	26
Wille Davis (1960, Spokane)	
Home Runs	44
Greg Brook (1982, Albuquerque)	
Phil Hiatt (2001, Las Vegas)	
RBI	153
William Gabler (1951, Santa Barbara)	
Slugging Percentage	.727
Phil Hiatt (2001, Las Vegas)	
On-Base Percentage	.535
Ray Perry (1954, Bakersfield)	
Stolen Bases	120
Alan Wiggins (1980, Lodi)	
Walks	184
Ray Perry (1954, Bakersfield)	

Losses	97
Bill Harris	
Strikeouts	1,029
Bill Harris	

Single Season

Games	75
Dan Ricabal (1997, Vero Beach)	
Games Started	34
Ralph Mauriello (1955, Mobile)	
Complete Games	29
Bill Harris (1952, Miami)	
Wins	26
Larence Manier (1951, Great Falls)	
Losses	18
Jack Banta (1945, Montreal)	
Winning Percentage	.909
Geoff Zahn (1972, Albuquerque)	
Ken Howell (1988, Albuquerque)	
Earned Run Average	1.42
John Van Cuyk (1946, Ft. Worth)	
Innings	294.0
Bill Harris (1952, Miami)	
Strikeouts	301
Stan Williams (1955, Newport)	
Saves	34
Joe Jacobsen (1995, Vero Beach)	
Shutouts	6
Five Pitchers Tied	

Branch Rickey Minor League Player and Pitcher Of The Year

Year	Player of the Year	Pitcher of the Year
1989	Mike Huff, Albuquerque (OF)	Jim Poole, Vero Beach (LHP)
1990	Henry Rodriguez, San Antonio (OF)	Jamie McAndrew, Bakersfield/San Antonio (RHP)
1991	Eric Karros, Albuquerque (IB)	Pedro Martinez, San Antonio/Albuquerque (RHP)
1992	Mike Piazza, San Antonio/Albuquerque (C)	Todd Williams, Bakersfield/San Antonio (RHP)
1993	Billy Ashley, Albuquerque (OF)	Kip Gross, Albuquerque (RHP)
1994	Billy Ashley, Albuquerque (OF)	Greg Hansel, Albuquerque (RHP)
1995	Aclam Riggs, San Bernardino (INF)	Gary Rath, San Antonio/Albuquerque (LHP)
1996	Paul Konerko, San Antonio/Albuquerque (IB)	Billy Neal, Vero Beach (RHP)
1997	Paul Konerko, Albuquerque (INF)	Dennys Reyes, San Antonio/Albuquerque (LHP)
1998	Angel Peña, San Antonio (C)	Luke Prokopec, San Bernardino/San Antonio (RHP)
1999	Chin-Feng Chen, San Bernardino (OF)	Eric Gagné, San Antonio (RHP)
2000	Joe Thurston, San Bernardino (INF)	Carlos Garcia, San Bernardino (RHP)
2001	Phil Hiett, Las Vegas (INF)	Ricardo Rodriguez, Vero Beach (LHP)
2002	Joe Thurston, Las Vegas (INF)	Edwin Jackson, South Georgia (RHP)
2003	Franklin Gutierrez, VB/Jacksonville (OF)	Greg Miller, Vero Beach/Jacksonville (LHP)
2004	Joel Guzman, Vero Beach/Jacksonville (OF)	Chad Billingsley, Vero Beach/Jacksonville (RHP)
2005	Andy LaRoche, Vero Beach/Jacksonville (IF)	Chad Billingsley, Jacksonville (RHP)
2006	James Loney, Las Vegas (IB)	Mark Alexander, Jacksonville/Las Vegas (RHP)
2007	Chin-lung Hu, Jacksonville/Las Vegas (IF)	James McDonald, Inland Empire/Jacksonville (RHP)
2008	Ivan DeJesus, Jr., Jacksonville (IF)	James McDonald, Jacksonville/Los Angeles (RHP)
2009	Dee Gordon, Great Lakes (IF)	Scott Elbert, Chattanooga/Albuquerque/Los Angeles (LHP)
2010	Jerry Sands, Great Lakes/Chattanooga (IF/OF)	Rubby De La Rosa, Great Lakes/Chattanooga (RHP)
2011	Scott Van Slyke, Chattanooga (IF/OF)	Shawn Tolleson, Great Lakes/Rancho Cucamonga/Chattanooga (RHP)
2012	Joc Pederson, Rancho Cucamonga (OF)	John Ely, Albuquerque (RHP)
2013	Scott Schebler, Rancho Cucamonga (OF)	Zach Lee, Chattanooga (RHP)
2014	Joc Pederson, Albuquerque (OF)	Julio Urias, Rancho Cucamonga (LHP)
	Corey Seager, Rancho Cucamonga/Chattanooga (IF)	
2015	Alex Verdugo, Great Lakes/Rancho Cucamonga (OF)	Zach Lee, Oklahoma City/Los Angeles (RHP)
2016	Edwin Rios, Great Lakes/Rancho Cucamonga/Tulsa (IF)	Brock Stewart, Rancho Cucamonga/Tulsa/Oklahoma City/Los Angeles (RHP)
2017	Keibert Ruiz, Great Lakes/Rancho Cucamonga (C)	Walker Buehler, Rancho Cucamonga/Tulsa/Oklahoma City/Los Angeles (RHP)
2018	Gavin Lux, Rancho Cucamonga/Tulsa (IF)	Tony Gonsolin, Rancho Cucamonga/Tulsa (RHP)
2019	Gavin Lux, Tulsa/Oklahoma City/Los Angeles (IF)	Josiah Gray, Great Lakes/Rancho Cucamonga/Tulsa (RHP)
2021	Miguel Vargas, Great Lakes/Tulsa (IF)	Hyun-I Choo, Great Lakes (RHP)

Dodger Prospects Appearing In All-Star Futures Game

1999: OF Chin-Feng Chen (World), RHP Luke Prokopec (World)	2011: OF Alfredo Silverio (World)
2000: OF Chin-Feng Chen (World), Randy Dorame (World)	2012: LHP Chris Reed (World)
2001: RHP Ricardo Rodriguez (World)	2013: OF Joc Pederson (US)
2002: IF Victor Diaz (World), RHP Ricardo Rodriguez (World)	2014: INF Corey Seager (US), LHP Julio Urias (World)
2003: OF Franklin Gutierrez (World), RHP Edwin Jackson (US)	2015: C Kyle Farmer (US), RHP Juan Gonzalez (World)
2004: IF Joel Guzman (World), C Koyie Hill (US)	2016: IF Willie Calhoun (US), RHP Jharel Cotton (World)
2005: IF Andy LaRoche (US), C Russell Martin (World)	2017: OF Alex Verdugo (World), RHP Yadier Alvarez (World)
2006: IF Joel Guzman (World), IF Chin-lung Hu (World)	2018: C Keibert Ruiz (World), OF Yussniel Diaz (World)
2007: IF: Chin-lung Hu (World)*, LHP Clayton Kershaw (US)	2019: IF Gavin Lux (US), RHP Dustin May (US)
2008: IF Ivan DeJesus Jr. (World)	2021: Michael Busch (West), Andre Jackson (West)
2009: IF Pedro Baez (World)	* Futures Game MVP
2010: IF Pedro Baez (World), IF Dee Gordon (US)	

Dodgers' First-Round Draft Selections

Year	Player	Pos	Year	Player	Pos	Year	Player	Pos
1965	John Wyatt	INF	1986	Mike White	OF	2004	Justin Orenduff*	RHP
1966	Larry Hutton	RHP	1987	Dan Opperman	RHP	2005	Luke Hochevar*	RHP
1967	Don Denbow	INF	1988	Bill Bene	RHP	2006	Clayton Kershaw	LHP
1968	Bobby Valentine	OF	1989	Kiki Jones	RHP		Bryan Morris*	RHP
1969	Terry McDermott	C		Tom Goodwin	OF		Preston Mattingly*	INF
1970	Jim Haller	RHP		Jamie McAndrew*	RHP	2007	Chris Withrow	RHP
1971	Rick Rhoden	RHP	1990	Ronnie Walden	LHP		James Adkins*	LHP
1972	John Harbin	INF	1991	None		2008	Ethan Martin	RHP
1973	Ted Farr	C	1992	Ryan Luzinski*	C	2009	Aaron Miller*	LHP
1974	Rick Sutcliffe	RHP		Michael Moore*	OF	2010	Zach Lee	RHP
1975	Mark Bradley	INF	1993	Darren Dreifort	RHP	2011	Chris Reed	RHP
1976	Mike Scioscia	C	1994	Paul Konerko	C	2012	Corey Seager	SS
1977	Bob Welch	RHP	1995	David Youcm	LHP	2013	Chris Anderson	RHP
1978	None		1996	Damian Rolls	INF	2014	Grant Holmes	RHP
1979	Steve Howe	LHP	1997	Glenn Davis	IB	2015	Walker Buehler	RHP
	Steve Perry	RHP	1998	Bubba Crosby	OF		Kyle Funkhouser*	RHP
1980	Ross Jones	INF	1999	Jason Repko*	INF	2016	Gavin Lux	SS
1981	Dave Anderson	INF	2000	Ben Diggins	RHP	2017	Jeren Kendall	OF
1982	Franklin Stubbs	IB	2001	None		2018	J.T. Ginn	RHP
1983	Erik Sonberg	LHP	2002	James Loney	IB	2019	Kody Hoese	IF
1984	Dennis Livingston	RHP		Greg Miller*	LHP		Michael Busch*	IF
1985	Chris Gwynn	OF	2003	Chad Billingsley	RHP	2020	Bobby Miller	RHP
			2004	Scott Elbert	LHP	2021	Maddux Bruns	LHP
				Blake DeWitt	3B			

* First-round supplemental pick

2021 First-Year Player Draft

Rd.	Overall	Player	School	DOB	POS	B/T	Ht	Wt
1	29	Maddux Bruns	UMS Wright Prep (AL)	6/20/02	LHP	L/L	6-2	205
3	101	Peter Heubeck	Gilman School (MD)	7/22/02	RHP	R/R	6-3	170
4	131	Nick Nastrini	UCLA (CA)	2/18/00	RHP	R/R	6-3	215
5	162	Ben Casparius	Connecticut	2/11/99	RHP	R/R	6-0	208
6	192	Emmet Sheehan	Boston College	11/15/99	RHP	R/R	6-5	215
7	222	Ryan Sublette	Texas Tech	10/01/98	RHP	R/R	6-2	190
8	252	Ben Harris	Georgia	2/22/00	LHP	L/L	6-1	195
9	282	Lael Lockhart	Arkansas	12/31/97	LHP	S/L	6-3	220
10	312	Michael Hobbs	St. Mary's College	7/10/99	RHP	R/R	6-3	220
11	342	Justin Wroblecki	Oklahoma State U.	7/14/00	LHP	L/L	6-1	194
12	372	Ronan Kopp	South Mountain CC (AZ)	7/29/02	LHP	L/L	6-7	250
13	402	Antonio Knowles	Florida SouthWestern State College	1/15/00	RHP	R/R	6-1	180
14	432	Jordan Leasure	University of Tampa	8/15/98	RHP	R/R	6-2	195
15	462	Jeffrey Madison	West Virginia U.	3/14/00	RHP	L/R	6-0	190
16	492	Michael Sirota	The Gunnery School	6/16/03	SS	R/R	6-2	185
17	522	Adam Tulloch	West Virginia U.	7/1/00	LHP	L/L	6-2	200
18	552	Damon Keith	California Baptist University	5/28/00	OF	R/R	6-3	195
19	582	Gabe Emmett	Folsom Lake College	5/22/01	RHP	R/R	6-5	175
20	612	Charlie Connolly	Navy	3/19/99	RHP	R/R	6-4	225

* Player signed (Bold)



Organizational Players

Last Name	First Name	Pos	Ht	Wt	B/T	Born	School	Acquired	2021 Team
Abad	Dalou	RHP	60	184	R/R	San Cristobal, DR	N/A	2021FA	DSL Dodgers
Acevedo	Avel	RHP	60	205	R/R	Puerto Plata, DR	N/A	2017FA	AOL Dodgers
Acosta	Aldy	RHP	64	220	R/R	Caracas, VZ	N/A	2016FA	Great Lakes Loons
Albertus	Alexander	INF	60	180	R/R	Oranjestad, ARU	N/A	2022FA	N/A
Alcantara	Ismael	OF	61	200	R/R	Santo Domingo Este, DR	N/A	2016FA	Rancho Cucamonga Quakes
Alejo	Carlos	RHP	60	210	R/R	Bonao, DR	N/A	2016FA	Great Lakes Loons
Alison	Chet	OF	61	200	R/R	Orovis, CA	Fresno CC	2019 draft (24th)	ACL Dodgers
Alonso	Juan	OF	60	190	R/R	Chitre, PAN	N/A	2021FA	DSL Dodgers
Alvarez	Eddy	INF	59	185	S/R	Miami, FL	Salt Lake CC	MLBFA 2022	Miami Marlins
Alvarez	Yadier	RHP	63	185	R/R	Matanzas, Cuba	N/A	2015FA	Tulsa Drillers
Andujar	Horacio	RHP	62	190	R/R	Bani, DR	N/A	2018FA	ACL Dodgers
Armas	Javier	INF	59	165	L/R	Barquisimeto, VZ	N/A	2019FA	DSL Dodgers
Armas	Daniel	OF	510	165	L/L	Ciudad Ojeda, VZ	N/A	2022FA	N/A
Arvizu	Guillermo	LHP	65	215	L/L	Mazatlan, MX	N/A	2022FA	N/A
Avans	Draw	OF	511	180	L/L	Albaster, AL	SE Louisiana	2018 draft (33rd)	Oklahoma City Dodgers
Avila	Carlos	C	510	180	L/R	Barquisimeto, VZ	N/A	2021FA	DSL Dodgers
Aviles	Edgar	RHP	62	145	R/R	La Paz, MX	N/A	2022FA	N/A
Barbary	Chase	C	60	200	R/R	Greenville, SC	Newberry	2018 NFA	Great Lakes Loons
Baro	Heisel	RHP	60	180	R/R	Bahia Honda, CUB	N/A	2018FA	ACL Dodgers
Barrett	Luis	OF	511	170	R/R	Samana, DR	N/A	2021FA	N/A
Batista	Aldin	RHP	62	185	R/R	Azuza, DR	N/A	2021FA	N/A
Bautista	Kevin	LHP	511	170	L/L	Santo Domingo Este, DR	N/A	2021 trade (TEX)	ACL Dodgers
Becerra	Octavio	LHP	64	215	L/L	Tepatlitan de Morelos, MX	N/A	2019FA	ACL Dodgers
Beeter	Clayton	RHP	63	220	R/R	Fort Worth, TX	Texas Tech	2020 draft (2nd)	Tulsa Drillers
Belge	Jeff	LHP	63	215	L/L	Syracuse, NY	St. Johns	2019 draft (6th)	Great Lakes Loons
Benua	Alvero	RHP	64	200	R/R	San Pedro de Macoris, DR	N/A	2021FA	N/A
Bernardo	Smely	RHP	61	210	R/R	Sabana Grande de Palenque, DR	N/A	2020FA	DSL Dodgers
Betancourt	Yenneth	INF	59	160	R/R	San Carlos, VZ	N/A	2016FA	Tulsa Drillers
Betts	Chris	C	62	215	L/R	Long Beach, CA	Woodrow Wilson HS	MLBFA 2022	Montgomery Bessets (TB)
Bolivar	Poimer	OF	61	220	R/R	Caucagua, VZ	N/A	MLBFA 2020	ACL Dodgers
Bonilla	Peter	LHP	61	165	L/L	Barcelona, SPN	N/A	2022FA	N/A
Boyer	Logan	RHP	63	220	R/R	Mesa, AZ	San Diego St	2019 draft (11th)	Great Lakes Loons
Bruns	Waddux	LHP	63	205	L/L	Mobile, AL	UMS Wright Prep	2021 draft (1st)	ACL Dodgers
Bucan	Jesus	LHP	511	185	L/L	Cantaura, VZ	N/A	2019FA	DSL Dodgers
Burns	Andy	INF	62	205	R/R	Greenville, SC	Arizona	MLBFA 2021	Los Angeles Dodgers
Burnows	Beau	RHP	62	210	R/R	Fort Worth, TX	Weatherford HS	MLBFA 2022	Detroit Tigers
Busch	Michael	INF	61	200	L/R	Maplewood, MN	UNC	2019 draft (1st)	Tulsa Drillers
Cabrera	Jeisson	RHP	61	190	R/R	La Vega, DR	N/A	2017FA	Rancho Cucamonga Quakes
Cabrera	Felix	LHP	65	200	L/L	Constanza, DR	N/A	2019FA	DSL Dodgers
Campos	Elo	INF	510	165	R/R	Valencia, VZ	N/A	2021FA	DSL Dodgers
Cantiberry	Jacob	LHP	60	180	L/L	Greenwood, IN	Missouri	2019 draft (30th)	Great Lakes Loons
Capriata	Framiel	RHP	61	230	R/R	Tiupitla, VZ	N/A	2019FA	DSL Dodgers
Caraballo	Roger	OF	62	185	R/R	Cartagena, COL	N/A	2019FA	DSL Dodgers
Carpintero	Jorge	LHP	510	190	L/L	Araya, VZ	N/A	2021FA	DSL Dodgers
Carlton	Julio	INF	62	200	R/R	Bayamon, PR	Chipola CC	2019 draft (33rd)	ACL Dodgers
Cartaya	Diego	C	62	185	R/R	Maracay, VZ	N/A	2018FA	Rancho Cucamonga Quakes
Casparius	Ben	RHP	62	200	R/R	Norwalk, CT	Connecticut	2021 draft (5th)	Rancho Cucamonga Quakes
Castaneda	Luis	INF	511	165	R/R	Ensenada, MX	N/A	2022FA	N/A
Castillo	Yanil	RHP	511	185	R/R	Miraflores, MX	N/A	2017FA	ACL Dodgers
Castillo	Yhonenkw	LHP	511	185	L/L	San Cristobal, VZ	N/A	2019FA	DSL Dodgers
Castillo	Natanael	INF	511	150	R/R	San Isidro, DR	N/A	2022FA	N/A
Castillo	Steven	RHP	61	165	R/R	Rivas, NC	N/A	2022FA	N/A
Castro	Fran	RHP	511	185	R/R	Sabana de la Mar, DR	N/A	2019FA	DSL Dodgers
Chalo	Wladimir	C	510	200	R/R	Maracay, VZ	N/A	2016FA	Rancho Cucamonga Quakes
Cheng	Hao-Chun	RHP	63	225	R/R	Taipei, TAI	N/A	2019FA	ACL Dodgers
Ching	Zac	INF	511	200	R/R	Austin, TX	VCU	2019 draft (10th)	Great Lakes Loons
Chirinos	Yhostin	INF	510	180	R/R	Valencia, VZ	N/A	2017FA	ACL Dodgers
Choi	Hyun-H	RHP	62	210	R/R	Seoul, KOR	N/A	2018FA	Great Lakes Loons
Colon	Imerson	LHP	62	165	L/L	Villa de Cura, VZ	N/A	2022FA	N/A
Oruz	Daniel	RHP	61	185	R/R	Cambita Garabita, DR	N/A	2017FA	Rancho Cucamonga Quakes
Oruz	Nicoles	RHP	511	165	R/R	Caracas, VZ	N/A	2022FA	N/A
Quelo	Edward	RHP	60	180	R/R	San Jose de Ocoa, DR	N/A	2016FA	Oklahoma City Dodgers
Curry	Parker	RHP	511	190	R/R	Birmingham, AL	Stetson	2016 draft (NFA)	Oklahoma City Dodgers
Daniel	Clayton	INF	58	170	R/R	Birmingham, AL	Jacksonville St	2020 trade (CHC)	Tulsa Drillers
De Jesus	Alex	INF	62	200	R/R	Santo Domingo Centro, DR	N/A	2018FA	Rancho Cucamonga Quakes
De Jesus	Antonio	RHP	62	185	R/R	Bastos, BRZ	N/A	2019FA	DSL Dodgers
De Jongh	Aldrich	OF	510	180	L/R	Willemstad, CUR	Hillsborough CC	2018 draft (17th)	Rancho Cucamonga Quakes
De La Cruz	Yulangel	RHP	63	165	R/R	Santo Domingo, DR	N/A	2022FA	N/A
De La Paz	Franklin	RHP	62	210	L/L	Azuza, DR	N/A	2017FA	Great Lakes Loons
De La Rosa	Blodimir	INF	61	180	R/R	San Pedro de Macoris, DR	N/A	2019FA	DSL Dodgers
De Los Santos	Carlos	RHP	62	185	R/R	San Juan De La Maguana, DR	N/A	2017FA	Rancho Cucamonga Quakes
De Los Santos	Yordelario	RHP	60	175	R/R	Santo Domingo Norte, DR	N/A	2022FA	N/A
De Paula	Reinaldo	RHP	511	180	R/R	Santo Domingo Centro, DR	N/A	2017FA	Rancho Cucamonga Quakes
De Paula	Josue	OF	63	185	L/L	New York, NY	N/A	2022FA	N/A
DeLuca	Jonny	OF	511	200	R/R	Thousand Oaks, CA	Oregon	2019 draft (25th)	Great Lakes Loons
Diaz	Luis	INF	511	180	R/R	Bani, DR	N/A	2016FA	Rancho Cucamonga Quakes

Organizational Players

Last Name	First Name	Pos	Ht	Wt	B/T	Born	School	Acquired	2021 Team
Dez	Brian	RHP	60	200	R/R	Ciudad Bolivar, VZ	N/A	2021FA	DSL Dodgers
Dez	Juan	CF	61	196	S/R	Santiago de los Caballeros, DR	N/A	2016FA	DSL Dodgers
Dez	Victor	C	59	26	R/R	Azuá, DR	N/A	2021MLBFA	DSL Dodgers
Dez	Wilman	INF	62	190	R/R	Maracay, VZ	N/A	2021FA	DSL Dodgers
Dez	Angel	C	57	160	R/R	Maracay, VZ	N/A	2022IFA	N/A
Dominguez	Miguel	C	61	26	R/R	La Chorrera, PAN	N/A	2022IFA	N/A
Doncon	Payne	INF	60	196	R/R	San Pedro de Macoris, DR	N/A	2021FA	DSL Dodgers
Dreyer	Jack	LHP	62	190	L/L	Salt Lake City, UT	Iowa	2021draft,NDFA	N/A
Droz	Miguel	INF	60	190	R/R	Pittui, VZ	N/A	2019FA	DSL Dodgers
Drury	Austin	LHP	57	160	L/L	Land O'Lakes, FL	North Florida	2016draft,(34th)	Tulsa Drillers
Duensing	Cole	RHP	64	200	R/R	Overland Park, KS	Blue Valley North HS	MLBFA 2022	Tir-Clay Dst Devils (LAA)
Duplantier	Jon	RHP	64	230	L/R	Newark, DE	Rice	MLBFS 2021	Arizona Diamondbacks
Duran	Carlos	RHP	68	230	R/R	Nagua, DR	N/A	2016FA	GreatLakes Loons
Edwards	Jonathan	RHP	63	196	R/R	Atlanta, GA	Georgia Southern	2021draft,NDFA	ACL Dodgers
Emmett	Gabe	RHP	64	190	R/R	Sacramento, CA	Folsom Lake CC	2021draft,(8th)	ACL Dodgers
Enrique	Julio	OF	61	160	R/R	Ciego de Avila, CUB	N/A	2017FA	ACL Dodgers
Erin	Robbie	LHP	57	200	R/L	Oakland, CA	Scotts Valley HS	MLBFA 2022	Hokkaido (NPB)
Espinosa	Andy	INF	57	196	R/R	Santo Domingo Centro, DR	N/A	2020IFA	DSL Dodgers
Estevéz	Omar	INF	59	190	R/R	Matanzas, Cuba	N/A	2016FA	Oklahoma City Dodgers
Feduccia	Hunter	C	62	26	L/R	Lake Charles, LA	LSU	2016draft,(22th)	Tulsa Drillers
Felz	Franklyn	RHP	63	20	R/R	Azuá, DR	N/A	2019FA	ACL Dodgers
Fernandez	Yehner	C	59	166	R/R	Barquismeto, VZ	N/A	2019FA	Rancho Cucamonga Quakes
Figuerola	Darin	INF	60	176	L/R	Santo Domingo, DR	N/A	2021FA	DSL Dodgers
Fink	Brady	LHP	61	230	L/L	Moore, OK	Oklahoma	2019draft,(9th)	GreatLakes Loons
Fisher	Braydon	RHP	63	205	R/R	League City, TX	Clear Falls HS	2016draft,(4th)	Rancho Cucamonga Quakes
Froenke	Kyle	INF	65	20	R/R	Yurucuá, JP	Oregon State	2021draft,NDFA	N/A
Fulmer	Carson	RHP	60	20	R/R	Lakeland, FL	Vanderbilt	MLBFS 2021	Cincinnati Reds
Gainbo	Harold	RHP	63	220	R/R	Los Teques, VZ	N/A	2021FA	ACL Dodgers
Galz	Jesus	C	60	190	R/R	Maracay, VZ	N/A	2021FA	DSL Dodgers
Gamba	Max	RHP	63	190	R/R	Greenbrae, CA	Pepperdine	2017draft,(8th)	Tulsa Drillers
Gamba	Alec	LHP	60	20	L/L	Madera, CA	Fresno CC	2019draft,(9th)	GreatLakes Loons
García	Yunior	OF	61	225	R/R	Bani, DR	N/A	2017FA	ACL Dodgers
García	Jose	C	61	200	R/R	Caracas, VZ	N/A	2019FA	ACL Dodgers
García	Darol	INF	57	166	R/R	Santo Domingo Centro, DR	N/A	2019FA	DSL Dodgers
Gauthier	Austin	INF	57	190	R/R	Cheyenne, WY	Hofstra	2021draft,NDFA	ACL Dodgers
Gaviglio	Sam	RHP	61	26	R/R	Ashland, OR	Oregon State	MLBFA 2022	SSG Landers (KBO)
Geronimo	Domingo	RHP	57	176	R/R	Azuá, DR	N/A	2022IFA	N/A
Gibbens	Cameron	RHP	66	20	R/R	Melbourne, AUS	N/A	2020IFA	Tulsa Drillers
Gonzalez	Joselyn	RHP	59	170	R/R	Santiago, DR	Citrus Prep Baseball Academy	2021draft,NDFA	N/A
Gonzalez	Jorge	RHP	65	225	R/R	Sosua, DR	N/A	2019FA	DSL Dodgers
Grateron	Jose	RHP	60	160	R/R	Barquismeto, VZ	N/A	2019FA	DSL Dodgers
Gudino	Yhonnader	INF	59	166	R/R	Villa de Cura, VZ	N/A	2022IFA	N/A
Guerra	Luis	INF	60	190	R/R	Barcelona, VZ	N/A	2021FA	DSL Dodgers
Guerrero	Eduardo	INF	62	166	S/R	Maracay, VZ	N/A	2022IFA	N/A
Gutierrez	Osvanni	RHP	64	190	R/R	Mela, CUB	N/A	2016FA	ACL Dodgers
Gutierrez	Rogue	RHP	57	170	R/R	Guasave, MEX	N/A	2020IFA	ACL Dodgers
Haganman	Justin	RHP	62	220	R/R	Voorhees, NJ	Penn State	2016draft,(23rd)	Tulsa Drillers
Harris	Ben	LHP	60	190	L/L	Alpharetta, GA	Georgia	2021draft,(8th)	Rancho Cucamonga Quakes
Henriquez	Edgardo	RHP	66	220	R/R	Quama, VZ	N/A	2016FA	Rancho Cucamonga Quakes
Herder	Jhobran	RHP	62	170	R/R	Guatze, VZ	N/A	2022IFA	N/A
Hernandez	Jose	LHP	63	220	L/L	Puerto Plata, DR	N/A	2016FA	GreatLakes Loons
Hernandez	Marco	C	61	196	R/R	Maracay, VZ	N/A	2016FA	Rancho Cucamonga Quakes
Hernandez	Jose	INF	61	176	R/R	Barquismeto, VZ	N/A	2019FA	DSL Dodgers
Hernandez	Wilerson	RHP	63	166	R/R	El Tigre, VZ	N/A	2022IFA	N/A
Herrera	Jean	RHP	57	200	R/R	Catagena, COL	N/A	2019FA	DSL Dodgers
Herrera	Williams	RHP	64	166	R/R	Maracay, VZ	N/A	2022IFA	N/A
Heubeck	Peter	RHP	63	166	R/R	Baltimore, MD	Gilman School	2021draft,(3rd)	ACL Dodgers
Hewitt	Max	C	57	196	R/R	Bania, CAN	Oklahoma State	2021draft,NDFA	N/A
Hobbs	Michael	RHP	62	20	R/R	Corona, CA	St. Mary's	2021draft,(10th)	GreatLakes Loons
Hose	Kody	INF	63	200	R/R	Merillville, IN	Tulane	2019draft,(6th)	Tulsa Drillers
Howard	Gaige	OF	61	206	L/L	Bullingame, CA	New Orleans	2021draft,NDFA	N/A
Hurt	Kyle	RHP	64	230	R/R	Denville, NJ	USC	2021trade,(MIA)	Rancho Cucamonga Quakes
Ibarra	Joel	RHP	60	200	R/R	Hermosillo, MX	N/A	2019FA	DSL Dodgers
January	Ryan	C	63	20	L/R	Beverly, MA	San Jacinto CC	MLBFS 2020	GreatLakes Loons
Jeffrey	Madson	RHP	61	205	R/R	Huntington, WV	West Virginia	2021draft,(8th)	ACL Dodgers
Jimenez	Melvin	RHP	57	160	R/R	Santiago de los Caballeros, DR	N/A	2016FA	Tulsa Drillers
Jimenez	Jhonnny	RHP	64	190	R/R	Bonao, DR	N/A	2021FA	DSL Dodgers
Jones	Brylan	RHP	57	166	R/R	Rutherford, NJ	Rutherford HS	2019draft,(29th)	ACL Dodgers
Joseph	Luis	RHP	64	205	R/R	Yaguajay, DR	N/A	2020IFA	DSL Dodgers
Kasowski	Marshall	RHP	63	230	R/R	Comce, TX	West Texas A&M	2017draft,(18th)	Oklahoma City Dodgers
Keith	Damon	OF	62	20	R/R	Oceanside, CA	Cal Baptist	2021draft,(16th)	ACL Dodgers
Kendall	Jeren	OF	60	190	L/L	Cleawater, FL	Vanderbilt	2017draft,(1st)	Tulsa Drillers
Knack	Landon	RHP	63	26	R/R	Bartlett, TN	ETSU	2020draft,(2nd)	Tulsa Drillers
Knowles	Antonio	RHP	60	196	R/R	Key West, FL	Florida Southwestern State	2021draft,(13th)	GreatLakes Loons
Kopp	Ronan	LHP	68	236	L/L	Baldwin Park, CA	South Mountain CC	2021draft,(22th)	ACL Dodgers
Lao	Saunyn	INF	63	26	R/R	Barahona, DR	N/A	2016FA	Rancho Cucamonga Quakes

Organizational Players

Last Name	First Name	Pos	Ht	Wt	B/T	Born	School	Acquired	2021 Team
Lasso	Roger	OF	60	185	R/R	Panama City, PAN	N/A	2021FA	DSL Dodgers
Leasure	Jordan	RHP	63	200	R/R	Brandon, FL	Tampa	2021 draft (14th)	Rancho Cucamonga Quakes
Leon	Edgar	RHP	63	170	R/R	La Guaira, VZ	N/A	2022FA	N/A
Lewis	Brandon	INF	63	215	R/R	Granada Hills, CA	UC Irvine	2019 draft (4th)	Great Lakes Loons
Lewis II	Jimmy	RHP	66	205	R/R	Jacksonville, FL	Lake Trails HS	2019 draft (2nd)	Rancho Cucamonga Quakes
Lin	Huei-Sheng	RHP	62	215	R/R	Chiayi, TW	N/A	2019FA	Rancho Cucamonga Quakes
Linan	Sean	RHP	60	180	R/R	Cartagena, COL	N/A	2022FA	N/A
Liranzo	Thayron	C	63	215	S/R	San Francisco de Macoris, DR	N/A	2021FA	DSL Dodgers
Little	Jack	RHP	64	220	R/R	Louisville, KY	Stanford	2019 draft (5th)	Great Lakes Loons
Lockhart	Lael	LHP	61	210	L/L	Friendswood, TX	Arkansas	2021 draft (9th)	Great Lakes Loons
Lockwood Powell	Griffin	C	61	210	R/R	Sioux Falls, SD	Central Michigan	2021 draft (NFA)	ACL Dodgers
Lucini	Francisco	RHP	62	180	R/R	Cal, COL	N/A	2018FA	DSL Dodgers
Luna	Jesus	RHP	65	230	R/R	Torreon, MX	N/A	2018FA	DSL Dodgers
Male	Umar	C	510	175	R/R	Kesana, UGA	N/A	2022FA	N/A
Malsheski	Kevin	RHP	63	200	R/R	Barrington, IL	Wauconda HS	2016 draft (38th)	Great Lakes Loons
Mann	Devlin	INF	62	200	R/R	Columbus, IN	Louisville	2018 draft (5th)	Tulsa Drillers
Marte	Harriet	C	511	210	R/R	Saboteo, DR	N/A	MLBFA 2022	Oklahoma City Dodgers
Martin	Jason	OF	59	185	L/R	Corona, CA	Orange Lutheran HS	MLBFA 2022	Texas Rangers
Martinez	Denverick	LHP	60	185	L/L	Willemstad, CUR	N/A	2018FA	DSL Dodgers
Martinez	Jose	RHP	511	190	R/R	Caracas, VZ	N/A	2016FA	Tulsa Drillers
Martinez	Michael	RHP	61	185	R/R	Rio Piedras, PR	N/A	2017FA	Rancho Cucamonga Quakes
Martinez	Francisco	LHP	60	230	L/L	Guabo, PR	Puerto Rico Baseball Academy	2019 draft (34th)	ACL Dodgers
Martinez	Hector	INF	510	180	R/R	Cartagena, COL	N/A	2016FA	ACL Dodgers
Martinez	Carlos	RHP	62	225	R/R	Santo Domingo Centro, DR	N/A	2019FA	DSL Dodgers
Martinez	Maximo	RHP	63	205	R/R	Caracas, VZ	N/A	2021FA	DSL Dodgers
Martinius	Madroenick	INF	63	160	R/R	Willemstad, CUR	N/A	2022FA	N/A
Mateo	Edwin	OF	58	165	S/R	Santo Domingo, DR	N/A	2016FA	Rancho Cucamonga Quakes
Mateo	Francisco	RHP	59	180	R/R	Carolina, PR	College of Central Florida	2021 draft (NFA)	ACL Dodgers
Matos	Albertus	LHP	511	190	L/L	Santiago de los Caballeros, DR	N/A	2019FA	DSL Dodgers
Matsuda	Kosuke	RHP	64	214	R/R	Hakusan, JP	N/A	2022FA	N/A
McDaniels	Garrett	LHP	63	185	L/L	Marion, SC	Mount Olive	2021 draft (NFA)	N/A
McKenzie	Luke	OF	62	205	L/R	Hattiesburg, MS	Jones County, JC	2019 draft (NFA)	Rancho Cucamonga Quakes
McKenzie	Arod	LHP	63	185	L/L	Panama City, PAN	N/A	2022FA	N/A
McWilliams	Sam	INF	60	185	R/R	Mendenhall, MS	Meridian, CC	2018 draft (19th)	Great Lakes Loons
Medina	Yorfran	OF	64	210	R/R	Maracaibo, VZ	N/A	2022FA	N/A
Medrano	Lesther	RHP	60	185	R/R	Managua, NIC	N/A	2019FA	DSL Dodgers
Meza	Jose	OF	61	180	R/R	Barquisimeto, VZ	N/A	2018FA	DSL Dodgers
Miller	Bobby	RHP	63	210	R/R	Elk Grove, IL	Louisville	2020 draft (1st)	Tulsa Drillers
Molina	Mike	RHP	64	220	R/R	Zesland, MI	Michigan State	2019 draft (NFA)	Great Lakes Loons
Morales	Luis	OF	510	185	R/R	Sabana Grande de Palenque, DR	N/A	2018FA	DSL Dodgers
Morales	Acimias	RHP	64	225	R/R	Maracay, VZ	N/A	2022FA	N/A
Morlo	Juan	RHP	62	215	R/R	Maracaibo, VZ	N/A	2016FA	Great Lakes Loons
Moseley	Ryan	RHP	61	185	R/R	Plainfield, TX	Texas Tech	2017 trade (BAL)	Oklahoma City Dodgers
Mujica	Rolger	RHP	62	175	R/R	San Felipe, VZ	N/A	2022FA	N/A
Munoz	Samuel	INF	63	190	L/L	Santo Domingo Centro, DR	N/A	2022FA	N/A
Nastri	Nick	RHP	64	215	R/R	Santa Clara, CA	UCLA	2021 draft (4th)	Rancho Cucamonga Quakes
Noda	Ryan	OF	64	225	L/R	Yolo, IL	Cincinnati	2021 trade (TOR)	Tulsa Drillers
Noriega	Andres	C	60	200	R/R	Barranquilla, COL	N/A	2017FA	Tulsa Drillers
Ochsersbain	Aaron	RHP	62	215	R/R	Lexington, KY	Eastern Kentucky	2019 draft (6th)	Tulsa Drillers
Omosako	Kinn	RHP	63	200	R/R	Sao Paulo, BRA	N/A	2021FA	DSL Dodgers
Ortega	Raynerd	INF	62	165	R/R	San Felix, VZ	N/A	2022FA	N/A
Ortiz	Robinson	LHP	61	210	L/L	Peravia, DR	N/A	2017FA	Great Lakes Loons
Ortiz	Otando	RHP	62	180	R/R	Rio Piedras, PR	Troy	2021 draft (NFA)	N/A
Osoario	Oswaldo	INF	61	165	L/R	San Felipe, VZ	N/A	2022FA	N/A
Paez	Isaui	RHP	62	220	R/R	Villa Atagracia, DR	N/A	2019FA	ACL Dodgers
Pages	Andy	OF	62	210	R/R	La Habana, CU	N/A	2018FA	Great Lakes Loons
Pena	Javier	C	511	200	R/R	Santiago de los Caballeros, DR	N/A	2022FA	N/A
Pepiot	Ryan	RHP	62	210	R/R	Indianapolis, IN	Butler	2018 draft (3rd)	Oklahoma City Dodgers
Perovlat	Cole	RHP	65	210	R/R	Riverside, CA	UC Riverside	2020 draft (NFA)	Great Lakes Loons
Perez	Jazal	INF	60	185	R/R	La Romana, DR	N/A	2022FA	N/A
Peto	Robbie	RHP	64	210	R/R	New Brunswick, NJ	Stetson	2020 draft (NFA)	Rancho Cucamonga Quakes
Pinales	Darin	RHP	63	205	R/R	Santo Domingo Centro, DR	N/A	2019FA	DSL Dodgers
Plunkett	Zach	RHP	61	220	R/R	Norman, OK	Arkansas	2019 draft (20th)	Tulsa Drillers
Puerta	Jorge	C	59	185	R/R	Tolu, COL	N/A	2019FA	DSL Dodgers
Quiroz	Nelson	C	511	200	S/R	Navojoa, MX	N/A	2019FA	ACL Dodgers
Ramirez	Yefry	RHP	62	215	R/R	Santo Domingo, DR	N/A	MLBFA 2022	Oklahoma City Dodgers
Ramirez	Adolfo	RHP	511	180	R/R	Herical Muljega, MX	N/A	2016FA	Rancho Cucamonga Quakes
Ramirez	Kevin	RHP	64	180	R/R	Cumana, VZ	N/A	2021FA	DSL Dodgers
Ramos	Jose	OF	62	205	R/R	Chepa, PAN	N/A	2018FA	Rancho Cucamonga Quakes
Resituyto	Harold	OF	60	190	R/R	Santo Domingo Centro, DR	N/A	2018FA	ACL Dodgers
Rios	Ykeai	C	511	200	R/R	Kaneohe, HI	Hawaii	MLB R5 2021	Blow Shuckers (ML)
Robertson	Nick	RHP	66	220	R/R	Roanoke, VA	James Madison	2019 draft (7th)	Tulsa Drillers
Robles	Berony	LHP	64	220	L/L	San Pedro de Macoris, DR	N/A	2017FA	Rancho Cucamonga Quakes
Rodriguez	Victor	C	63	200	R/R	Maracay, VZ	N/A	2022FA	N/A
Rodriguez	Frank	C	61	200	R/R	Santiago de los Caballeros, DR	N/A	2019FA	ACL Dodgers
Rodriguez	Luis	OF	62	200	R/R	Quibor, VZ	N/A	2019FA	ACL Dodgers

Organizational Players

Last Name	First Name	Pos	Ht	Wt	B/T	Born	School	Acquired	2021 Team
Rodriguez	Jose	RHP	66	20	R/R	Oaxaca de Juarez, MX	N/A	2019FA	DSL Dodgers
Rodriguez	Juan	C	61	200	R/R	Los Guayos, VZ	N/A	2022FA	N/A
Rodulfo	Jose	RHP	60	26	R/R	Arauco, VZ	N/A	2016FA	Great Lakes Loons
Rojas	Carlos	C	610	190	R/R	Barquisimeto, VZ	N/A	2019FA	DSL Dodgers
Romero	Stefan	INF	62	220	R/R	Tucson, AZ	Oregon State	MLB FA 2022	Orix (NFB)
Romero	Christian	RHP	62	26	R/R	Hermosillo, MX	N/A	2021FA	DSL Dodgers
Romero	Luciano	RHP	61	180	R/R	Puerto La Cruz, VZ	N/A	2022FA	N/A
Rooney	John	LHP	65	26	L/L	Melrose, NY	Hofstra	2018 draft (3rd)	Tulsa Drillers
Rosario	Jerming	RHP	63	196	R/R	Peravia, DR	N/A	2018FA	Rancho Cucamonga Quakes
Salow	Logan	LHP	60	190	L/L	Ashland, KY	Kentucky	2018 trade (OAK)	Oklahoma City Dodgers
Sanchez	Edwin	OF	63	160	R/R	Santo Domingo Centro, DR	N/A	2021FA	N/A
Santana	Marin	RHP	66	206	R/R	Higuey, DR	N/A	2017FA	Rancho Cucamonga Quakes
Santana	Waylin	RHP	61	170	R/R	El Sebo, DR	N/A	2019FA	DSL Dodgers
Santillan	Pedro	RHP	63	26	R/R	Chihuahua, MX	N/A	2021FA	DSL Dodgers
Scoggins	Adam	LHP	62	26	L/L	Springdale, AR	Oral Roberts	2021 draft (NFA)	Rancho Cucamonga Quakes
Serrano	Elo	RHP	511	200	R/R	Los Guayos, VZ	N/A	2016FA	Rancho Cucamonga Quakes
Serunkuma	Ben	RHP	510	170	R/R	Kwoko, UGA	N/A	2022FA	N/A
Sewiya	Enrike	RHP	61	176	R/R	Moscow, RUS	N/A	2022FA	N/A
Shaps	Andrew	LHP	510	190	L/L	Paradise Valley, AZ	William Jessup	2018 draft (31st)	Great Lakes Loons
Sheehan	Ermet	RHP	64	220	R/R	New York, NY	Boston College	2021 draft (6th)	Great Lakes Loons
Smara	Yoryl	RHP	61	166	R/R	Cartagena, COL	N/A	2022FA	N/A
Smith	Julian	LHP	63	206	L/L	Concord, NC	Catawba Valley CC	2018 draft (16th)	Great Lakes Loons
Sosa	Victor	OF	511	190	L/L	Valencia, VZ	N/A	2019FA	DSL Dodgers
Soto	Missael	RHP	62	170	R/R	Peravia, DR	N/A	2021FA	DSL Dodgers
Stone	Gavin	RHP	511	166	R/R	Lake City, AR	Central Arkansas	2020 draft (6th)	Great Lakes Loons
Suarez	Christian	LHP	511	196	L/L	Maracay, VZ	N/A	2018FA	ACL Dodgers
Sublette	Ryan	RHP	62	200	R/R	Chicago, IL	Texas Tech	2021 draft (7th)	Rancho Cucamonga Quakes
Taylor	Carson	C	62	20	S/R	Atlanta, GA	Virginia Tech	2020 draft (4th)	Great Lakes Loons
Tels	Tomás	C	58	220	S/R	El Tigre, VZ	N/A	MLB FA 2022	Rochester Red Wings (MIN)
Telo	Angel	RHP	64	170	R/R	Oltre, PAN	N/A	2021FA	N/A
Tiburcio	David	RHP	62	20	R/R	New York, NY	N/A	2020FA	DSL Dodgers
Tomjansen	Rushenton	OF	511	180	R/R	Dordrecht, CUR	N/A	2017FA	ACL Dodgers
Tua	Rafael	RHP	510	166	R/R	Barquisimeto, VZ	N/A	2018FA	DSL Dodgers
Tyraniski	Mitchell	LHP	63	206	L/L	Birmingham, MI	Michigan State	2019 draft (22th)	Rancho Cucamonga Quakes
Váldez	Juan	RHP	65	196	R/R	San Pedro de Macoris, DR	N/A	2016FA	Rancho Cucamonga Quakes
Váldez	Luis	LHP	62	166	L/L	Navoja, MX	N/A	2019FA	DSL Dodgers
Valencia	Gaeremias	OF	62	230	R/R	Panama City, PAN	N/A	2019FA	DSL Dodgers
Valera	Leonel	INF	64	220	R/R	Barrinas, VZ	N/A	2016FA	Great Lakes Loons
Valdres	Jefferson	C	60	196	R/R	Barquisimeto, VZ	N/A	2019FA	DSL Dodgers
Vargas	Miguel	INF	62	200	R/R	La Habana, CU	N/A	2017FA	Tulsa Drillers
Vargas	Imanci	INF	62	26	L/R	Bonao, DR	N/A	2017FA	Rancho Cucamonga Quakes
Varland	Gus	RHP	61	196	R/R	St. Paul, MN	Concordia	2021 trade (OAK)	Tulsa Drillers
Vichez	Michael	RHP	61	190	R/R	Wilmington, CUR	N/A	2021FA	DSL Dodgers
Vogel	Jake	OF	511	196	R/R	Newport Beach, CA	Huntington Beach HS	2020 draft (3rd)	Rancho Cucamonga Quakes
Vranesh	Joe	OF	60	200	R/R	Redwood City, CA	St. Mary's	2019 draft (16th)	Great Lakes Loons
Wahl	Bobby	RHP	63	26	R/R	Alexandria, VA	Mississippi	Waivers 2021	Oklahoma City Dodgers
Walkoe	Callum	RHP	63	166	R/R	Brisbane, AUS	N/A	2022FA	N/A
Ward	Ryan	OF	510	190	L/R	Worcester, MA	Bryant	2019 draft (6th)	Great Lakes Loons
Washington	Mark	RHP	67	220	R/R	Glen Mills, PA	Lehigh	2017 draft (25th)	Tulsa Drillers
Watson	Cynilo	RHP	60	190	R/R	Milwaukee, WI	Illinois	2019 draft (23rd)	Oklahoma City Dodgers
Williams	Kendall	RHP	66	200	R/R	Olve Branch, MS	IMG Academy	2020 trade (TOR)	Rancho Cucamonga Quakes
Wotters	Tony	C	510	196	L/R	Vista, CA	Rancho Buena HS	MLB FA 2022	Oklahoma City Dodgers
Wroblewski	Justin	LHP	61	190	L/L	Hoffman Estates, IL	Oklahoma State	2021 draft (11th)	ACL Dodgers
Yan	Luis	INF	65	206	L/R	Higuey, DR	N/A	2017FA	ACL Dodgers
Yean	Reynaldo	RHP	64	200	R/R	Sabana Grande de Boya, DR	N/A	2021FA	N/A
Yurchak	Justin	INF	62	20	L/R	Albany, NY	SUNY Binghamton	2018 trade (CWS)	Tulsa Drillers
Zabala	Juan	C	510	180	R/R	Sincojea, COL	N/A	2016FA	Tulsa Drillers
Zambrano	Jhan	RHP	61	220	R/R	San Sebastian, VZ	N/A	2021 trade (TEX)	ACL Dodgers
Zuniga	Guillermo	RHP	65	230	R/R	Cartagena, COL	N/A	2017FA	Tulsa Drillers

Player Development

Director, Player Development: Will Rhymes
Assistant Director, Player Development: Matt McGrath
Manager, Minor League Administration: Adriana Urzua
Manager, Arizona Operations: Matt Peabody
Manager, Player Development: Andrea La Pointe
Coordinator, Player Development: James Weillbrenner
Assistant, Baseball Operations: Mark Kozhaya
Field Coordinator: Shaun Larkin
Assistant Field Coordinator: Keith Beauregard

Directors:

Rob Hill (Minor League Pitching)
 Brian Stoneberg (MiLB Player Performance)
 Leo Ruiz (Strong Mind Cultural Development)

Coordinators:

Don Alexander (Pitching, Logistics)
 Brent Minta (Pitching, Analytics)
 Ian Walsh (Minor League Pitching Development Assistant)
 Rocky Gale (Catching), Louis Iannotti (Hitting Analytics)
 Tim Laker (Hitting)
 Jeff Salazar (Hitting)
 Mark Kertenian (Strategy and Communication)
 AJ LaLonde (Strong Mind)
 Charles Wagner (Video)
 Cole Finnegan (Assistant Video)

Minor League Medical Coordinator: Victor Scarpone
Assistant Minor League Medical Coordinator: James Southard
MiLB Strength and Conditioning Coordinator: Carl Kochan
International Athletics Coordinator: Chris Dunaway
Return-to-Competition Coordinator: Jeff Taylor

Special Assistants: Bobby Cuellar, Charlie Hough, Placido Polanco, Jamey Wright.

Minor League Equipment Manager: Troy Timney
Assistant Manager, Minor League Equipment: Steve Moravecek

Campo Los Palmas

Sr. Facility Manager: Jesus Negrette
Manager: Marian Vasquez
Operations Coordinator: Jose Vargas
Manager, Clubhouse: Julio Martinez
Latin American Field Coordinator: Keyter Collado
Latin American Pitching Coordinator: Luis Meza
Latin American Hitting Coordinator: Carlos Asuaje
Latin American Defensive Coordinator: Pedro Mega
Latin American Medical Coordinator: Jorge Gonzalez

Camelback Ranch

Manager, Arizona Operations: Matt Peabody
Minor League Equipment Manager: Troy Timney

Scouting Department

VP, Amateur/International Scouting: David Finley
VP, Director, Amateur Scouting: Billy Gasparino
VP, International Scouting: Ismael Cruz
Assistant Director, Amateur Scouting: Zach Fitzpatrick
Assistant Director, International Scouting: Matthew Doppelt
Manager, Amateur Scouting: Jalen Phillips
Manager, International Scouting: Javier Camps
Special Advisor: Paul Cogan
Athleticism Development Coordinator: Tyler Norton
Global Crosschecker: John Green
National Crosscheckers: Brian Stephenson, Rob St. Julien.
National Pitching Crosschecker: Jack Cressend
Regional Crosscheckers: Jon Adkins, Brian Compton, Stephen Head, Brian Kraft, Alan Matthews

Area Scouts:

Tim Adkins
 Garrett Ball
 Clint Bowers
 Tom Kunis
 Marty Lamb
 Benny Latino
 Brent Mayne
 Paul Murphy
 Tom Myers
 John Pyle
 Jonah Rosenthal
 Wes Sargent
 Mitch Schulewitz
 Jeffrey Stevens

Junior Area Scouts:

Logan Crook
 Dean Kim

Part-Time Scout: Luis Faccio.

VP, Player Personnel: Galen Carr
Manager, Pro Scouting: Luke Geoghegan
Special Assistant to Pro Scouting: Jeff McAvoy
Special Assignment Scouts: Vance Lovelace, Matt Smith

Professional Scouts:

Tyclus Meadows
 Scott Groot
 Peter Bergeron
 Jason Lynn
 Franco Frias
 Lee Tackett
 Jack Murphy
 Greg Golson
 Stephen Lyons
 Sam Ray
 Carlos Jose Lugo
 Tim Schmidt

Advisor, Pacific Rim: Yogo Suzuki





HERE'S TO THE BLUE CREW



OFFICIAL BEER



ENJOY RESPONSIBLY © 2022 Anheuser-Busch. Budweiser® Lager Beer, St. Louis, MO
Major League Baseball Trademarks and copyrights are used with permission of Major League Baseball. Visit MLB.com

HISTORY & RECORDS



On May 27, David Price struck out his former teammate and fellow Vanderbilt alum Curt Casali of the San Francisco Giants for his 2,000th career strikeout. He became the 84th pitcher in MLB history to record 2,000 strikeouts

Brooklyn/Los Angeles Dodgers NL Record (1890-2021)

Year	Pos.	W-L	Gb	Manager	Pennant Winner	Year	Pos.	W-L	Gb	Manager	Pennant Winner
1890	1st	86-43	+6.5	William McGunnigle	Brooklyn	1960	4th	82-72	13	Walter Alston	Pittsburgh (WC)
1891	6th	61-76	25.5	John Montgomery Ward	Boston	1961	2nd	89-65	4	Walter Alston	Cincinnati
1892	3rd	95-59	8	John Montgomery Ward	Boston	1962	2nd+	102-63	1	Walter Alston	San Francisco
1893	6th**	65-63	20.5	Dave Foutz	Boston	1963	1st	99-63	+6	Walter Alston	Los Angeles (WC)
1894	5th	70-61	17.5	Dave Foutz	Baltimore	1964	6th**	80-82	13	Walter Alston	St. Louis (WC)
1895	5th**	71-60	16.5	Dave Foutz	Baltimore	1965	1st	97-65	+2	Walter Alston	Los Angeles (WC)
1896	9th**	58-73	33	Dave Foutz	Baltimore	1966	1st	95-67	+1.5	Walter Alston	Los Angeles
1897	6th**	61-71	32	William Barnie	Boston	1967	8th	73-89	28.5	Walter Alston	St. Louis (WC)
1898	10th	54-91	46	Barnie/Mike Griffin/Ch. Ebbets	Boston	1968	7th**	76-86	21	Walter Alston	St. Louis
1899	1st	101-47	+8	Ned Hanlon	Brooklyn	1969	4th	85-77	8	Walter Alston	New York (WC)
1900	1st	82-54	+4.5	Ned Hanlon	Brooklyn	1970	2nd	87-74	14.5	Walter Alston	Cincinnati
1901	3rd	79-57	9.5	Ned Hanlon	Pittsburgh	1971	2nd	89-73	1	Walter Alston	Pittsburgh (WC)
1902	2nd	75-63	27.5	Ned Hanlon	Pittsburgh	1972	3rd**	85-70	10.5	Walter Alston	Cincinnati
1903	5th	70-66	19	Ned Hanlon	Pittsburgh	1973	2nd	95-66	3.5	Walter Alston	New York
1904	6th	56-97	50	Ned Hanlon	New York	1974	1st	102-60	+4	Walter Alston	Los Angeles
1905	8th	48-104	56.5	Ned Hanlon	New York (WC)	1975	2nd	88-74	20	Walter Alston	Cincinnati (WC)
1906	5th	66-86	50	Patsy Donovan	Chicago	1976	2nd	92-70	10	Walter Alston	Cincinnati (WC)
1907	5th	65-83	40	Patsy Donovan	Chicago (WC)	1977	1st	98-64	+10	Tommy Lasorda	Los Angeles
1908	7th	53-101	46	Patsy Donovan	Chicago (WC)	1978	1st	95-67	+2.5	Tommy Lasorda	Los Angeles
1909	6th	55-98	55.5	Harry Lumley	Pittsburgh (WC)	1979	3rd	79-83	11.5	Tommy Lasorda	Pittsburgh (WC)
1910	6th	64-90	40	Bill Dahlen	Chicago	1980	2nd+	92-71	1	Tommy Lasorda	Philadelphia (WC)
1911	7th	64-86	33.5	Bill Dahlen	New York	1981	1st X	36-21	+0.5	Tommy Lasorda	Los Angeles (WC)
1912	7th	58-95	46	Bill Dahlen	New York	1982	4th XX	27-26	6		
1913	6th	65-84	34.5	Bill Dahlen	New York	1982	2nd	88-74	1	Tommy Lasorda	St. Louis (WC)
1914	5th	75-79	19.5	Wilbert Robinson	Boston (WC)	1983	1st	91-71	+3	Tommy Lasorda	Philadelphia
1915	3rd	80-72	10	Wilbert Robinson	Philadelphia	1984	4th	79-83	13	Tommy Lasorda	San Diego
1916	1st	94-60	+2.5	Wilbert Robinson	Brooklyn	1985	1st	95-67	+5.5	Tommy Lasorda	St. Louis
1917	7th	70-81	26.5	Wilbert Robinson	New York	1986	5th	73-89	23	Tommy Lasorda	New York (WC)
1918	5th	57-69	25.5	Wilbert Robinson	Chicago	1987	4th	73-89	17	Tommy Lasorda	St. Louis
1919	5th	69-71	27	Wilbert Robinson	Cincinnati (WC)	1988	1st	94-67	+7	Tommy Lasorda	Los Angeles (WC)
1920	1st	93-61	+7	Wilbert Robinson	Brooklyn	1989	4th	77-83	14	Tommy Lasorda	San Francisco
1921	5th	77-75	16.5	Wilbert Robinson	New York (WC)	1990	2nd	86-76	5	Tommy Lasorda	Cincinnati (WC)
1922	6th	76-78	17	Wilbert Robinson	New York (WC)	1991	2nd	93-69	1	Tommy Lasorda	Atlanta
1923	6th	76-78	19.5	Wilbert Robinson	New York	1992	6th	63-99	35	Tommy Lasorda	Atlanta
1924	2nd	92-62	15	Wilbert Robinson	New York	1993	4th	81-81	23	Tommy Lasorda	Philadelphia
1925	6th**	68-85	27	Wilbert Robinson	Pittsburgh (WC)	1994	1st	58-56	+3.5	Tommy Lasorda	N/A
1926	6th	71-82	17.5	Wilbert Robinson	St. Louis (WC)	1995	1st	78-66	+1	Tommy Lasorda	Atlanta (WC)
1927	6th	65-88	28.5	Wilbert Robinson	Pittsburgh	1996	2nd#	90-72	1	Lasorda/Russell	Atlanta
1928	6th	77-76	17.5	Wilbert Robinson	St. Louis	1997	2nd	88-74	2	Bill Russell	Florida (WC)
1929	6th	70-83	28.5	Wilbert Robinson	Chicago	1998	3rd	83-79	15	Russell/Glenn Hoffman	San Diego
1930	4th	86-68	6	Wilbert Robinson	St. Louis	1999	3rd	77-85	23	Davey Johnson	Atlanta
1931	4th	79-73	21	Wilbert Robinson	St. Louis (WC)	2000	2nd	86-76	11	Davey Johnson	New York
1932	3rd	81-73	9	Max Carey	Chicago	2001	3rd	86-76	6	Jim Tracy	Arizona (WC)
1933	6th	65-88	26.5	Max Carey	New York (WC)	2002	3rd	92-70	6	Jim Tracy	San Francisco
1934	6th	71-81	23.5	Casey Stengel	St. Louis (WC)	2003	2nd	85-77	15.5	Jim Tracy	Florida (WC)
1935	5th	70-83	29.5	Casey Stengel	Chicago	2004	1st	93-69	+2	Jim Tracy	St. Louis
1936	7th	67-87	25	Casey Stengel	New York	2005	4th	71-91	11	Jim Tracy	Houston
1937	6th	62-91	33.5	Burleigh Grimes	New York	2006	1st**#	88-74	+11.5	Grady Little	St. Louis (WC)
1938	7th	69-80	18.5	Burleigh Grimes	Chicago	2007	4th	82-80	8	Grady Little	Colorado
1939	3rd	84-69	12.5	Leo Durocher	Cincinnati	2008	1st	84-78	+2	Joe Torre	Philadelphia (WC)
1940	2nd	88-65	12	Leo Durocher	Cincinnati (WC)	2009	1st	95-67	+3	Joe Torre	Philadelphia
1941	1st	100-54	+2.5	Leo Durocher	Brooklyn	2010	4th	80-82	12	Joe Torre	San Francisco (WC)
1942	2nd	104-50	2	Leo Durocher	St. Louis (WC)	2011	3rd	82-79	11.5	Don Mattingly	St. Louis (WC)
1943	3rd	81-72	23.5	Leo Durocher	St. Louis	2012	2nd	86-76	8.0	Don Mattingly	San Francisco (WC)
1944	7th	63-91	42	Leo Durocher	St. Louis (WC)	2013	1st	92-70	+11.0	Don Mattingly	St. Louis
1945	3rd	87-67	11	Leo Durocher	Chicago	2014	1st	94-68	+6.0	Don Mattingly	San Francisco (WC)
1946	2nd+	96-60	2	Leo Durocher	St. Louis (WC)	2015	1st	92-70	+8.0	Don Mattingly	New York
1947	1st	94-60	+5	Clyde Sukeforth/Burt Shotton	Brooklyn	2016	1st	91-71	+4.0	Dave Roberts	Chicago (WC)
1948	3rd	84-70	7.5	Durocher/Shotton	Boston	2017	1st	104-58	+11.0	Dave Roberts	Los Angeles
1949	1st	97-57	+1	Burt Shotton	Brooklyn	2018	1st*	92-71	+10	Dave Roberts	Los Angeles
1950	2nd	89-65	2	Burt Shotton	Philadelphia	2019	1st	106-56	+21.0	Dave Roberts	Washington (WC)
1951	2nd+	97-60	1	Charlie Dressen	New York	2020	1st	43-17	+6.0	Dave Roberts	Los Angeles (WC)
1952	1st	96-57	+4.5	Charlie Dressen	Brooklyn	2021	2nd	106-56	-1.0	Dave Roberts	Atlanta (WC)
1953	1st	105-49	+13	Charlie Dressen	Brooklyn	Totals 1890-2021		10,713-9,547			.529
1954	2nd	92-62	5	Walter Alston	New York (WC)	1900-2021		9,991- 8,893			.529
1955	1st	98-55	+13.5	Walter Alston	Brooklyn (WC)	Los Angeles Dodgers (1958-2021)		5,393-4,555			.544
1956	1st	93-61	+1	Walter Alston	Brooklyn	Since 1900: 1st (35), 2nd (25), 3rd (15), 4th (11), 5th (9),					
1957	3rd	84-70	11	Walter Alston	Milwaukee (WC)	6th (16), 7th (9), 8th (2)					
1958	7th	71-83	21	Walter Alston	Milwaukee	** Tied					
1959	1st**	88-68	+2	Walter Alston	Los Angeles (WC)	*Tied For First At End Of Regular Season And Win Playoff.					
						†Tied For First At End Of Regular Season But Lost Playoffs.					
						**Won Playoff And World Championship					
						Wc-World Champions					
						#-Wild Card Berth					

Brooklyn/Los Angeles Dodgers Individual Single-Season Records

Batting Records:

Highest Batting Average	393
Babe Herman (1930)	
Highest Slugging Percentage	678
Babe Herman (1930)	
Highest On-Base Percentage	455
Babe Herman (1930)	
Most Games	**165
Maury Wills (1962)	
Most Games (Brooklyn)	158
Carl Furillo, Gil Hodges (1951)	
Most At-Bats	695
Maury Wills (1962)	
Most At-Bats (Brooklyn)	667
Carl Furillo (1951)	
Most Runs	148
Hub Collins (1890)	
Since 1900.....	143
Babe Herman (1930)	
Most Hits	241
Babe Herman (1930)	
Most Singles	187
Wee Willie Keeler (1899)	
Since 1900.....	179
Wee Willie Keeler (1900)	
Maury Wills (1962)	
Most Doubles	52
John Frederick (1929)	
Most Triples	26
George Treadway (1894)	
Since 1900.....	22
Hy Myers (1920)	
Most Home Runs	
(Left-Handed Batter)	49
Shawn Green (2001)	
Most Home Runs	
(Right-Handed Batter)	48
Adrian Beltre (2004)	
Most Home Runs At Home	27
Cody Bellinger (2019)	
Most Home Runs On The Road	30
Shawn Green (2001)	
Most Home Runs In One Month	15
Duke Snider (August, 1953)	
Pedro Guerrero (June, 1985)	
Most Home Runs, Rookie Season	39
Cody Bellinger (2017)	
Most Grand Slams	3
Kal Daniels (1990)	
Mike Piazza (1998)	
Adrian Beltre (2004)	
Matt Kemp (2009)	
Chris Taylor (2017)	
Most Extra-Base Hits	94
Babe Herman (1930)	
Most Total Bases	416
Babe Herman (1930)	
Most Runs Batted In	153
Tommy Davis (1962)	
Most Runs Batted In (Brooklyn)	142
Roy Campanella (1953)	
Most Walks	148
Eddie Stanky (1945)	
Most Strikeouts	178
Chris Taylor (2018)	

Most Strikeouts (Brooklyn)	115
Dolph Camilli (1941)	
Fewest Strikeouts (150 Games)	15
Jim Johnston (1923)	
Most Hit By Pitch	20
Hughie Jennings (1900)	
Most Sacrifices	
(Including sacrifice files)	39
Jake Daubert (1915)	
Most Sacrifice Hits	32
Jim Casey (1907)	
Most Sacrifice Files	**19
Gil Hodges (1954)	
Most Stolen Bases	104
Maury Wills (1962)	
Most Stolen Bases (Brooklyn)	88
Monte Ward (1892)	
Since 1900.....	67
Jimmy Sheckard (1903)	
Most Stolen Bases of Home	7
Pete Reiser (1947)	
Most Pinch-Hits	18
Dave Hansen (1993)	
Most Pinch-Hits (Brooklyn)	16
Sid Gautreaux (1936)	
Most Pinch-Homers	*7
Dave Hansen (2000)	
Most Grounded Into Double Plays	27
Carl Furillo (1956) and Eric Karros (1996)	
Fewest Grounded Into Double Plays	0
Chase Utley (2016 - 512 at-bats)	
Pitching Records:	
Most Victories – (Right-Hander)	30
Tom Lovett (1890)	
Since 1900.....	29
Joe McGinnity (1900)	
Most Victories – (Left-Hander)	27
Sandy Koufax (1966)	
Most Victories – (Left-Hander-Brooklyn)	
Nap Rucker (1911).....	22
Highest Winning Percentage	
(Los Angeles).....	.933 (14-1)
Phil Regan (1966)	
Highest Winning Percentage	
(Brooklyn).....	.889 (16-2)
Fred Fitzsimmons (1940)	
Highest Winning Percentage	
(20-Game Winner).....	.880 (22-3)
Preacher Roe (1951)	
Lowest Earned Run Average	158
Rube Marquard (1916)	
Most Games Lost	27
George Bell (1910)	
Most Games	*106
Mike Marshall (1974)	
Most Games (Brooklyn)	62
Clem Labine (1956)	
Most Games Started	44
Bill Terry (1890)	
George Haddock (1892)	
Brickyard Kennedy (1893)	
Since 1900.....	42
Don Drysdale (1963 and 1965)	
Most Complete Games	40
Brickyard Kennedy (1893)	
Since 1900.....	38
Oscar Jones (1904)	

Most Games Finished	83
Mike Marshall (1974)	
Most Games Finished (Brooklyn)	47
Clem Labine (1956)	
Most Innings Pitched	382.2
Brickyard Kennedy (1893)	
Since 1900.....	377.0
Oscar Jones (1904)	
Most Innings Pitched, Reliever	**208.0
Mike Marshall (1974)	
Most Saves	55
Eric Gagné (2003)	
Most Saves (Brooklyn)	24
Jim Hughes (1954)	
Most Strikeouts	382
Sandy Koufax (1965)	
Most Strikeouts (Brooklyn)	262
Dazzy Vance (1924)	
Most Base on Balls	151
Bill Donovan (1901)	
Most Hit Batsmen	41
Joe McGinnity (1900)	
Most Wild Pitches	17
Sandy Koufax (1958)	
Darren Dreifort (2000)	
Most Wild Pitches (Brooklyn)	15
Larry Cheney (1916)	
Most Runs Allowed	188
Harry Mochtyre (1905)	
Most Earned Runs Allowed	138
Burleigh Grimes (1925)	
Most Hits Allowed	364
Joe McGinnity (1900)	
Most Home Runs Allowed	38
Don Sutton (1970)	
Most Home Runs (Brooklyn)	35
Don Newcombe (1955)	
Most Shutouts (Left-Hander)	11
Sandy Koufax (1963)	
Most Shutouts (Right-Hander)	9
Don Sutton (1972)	
Most Shutouts (Brooklyn)	7
Burleigh Grimes (1918)	
Whit Wyatt (1941)	
Fielding Records:	
Most Putouts	1606
Steve Garvey (1977)	
Most Assists	560
Bill Russell (1973)	
Most Total Chances	1669
Steve Garvey (1977)	
Most Double Plays	171
Gil Hodges (1951)	
Highest Fielding Average	
(By an Infielder).....	.998
Steve Garvey (1976) 1653 chances	
Highest Fielding Average	
(By an Outfielder, min. 300 chances).....	*1000
Brett Butler (1991) 380 chances	
Brett Butler (1993) 375 chances	
Fewest Errors	
(By an Infielder)	
Adrián González (2016) 1192 chances.....	2
(By an Outfielder, min. 300 chances)	
Brett Butler (1991) 380 chances.....	*0
Brett Butler (1993) 375 chances	
Most Errors	107
Bill Joyce (1891)	

Los Angeles Individual Single-Season Records (1958-2021)

Batting Records:

Highest Batting Average (Right-Handed).....	362
Mike Piazza (1997)	
Highest Batting Average (Left-Handed).....	328
Wally Moon (1961)	
Highest Slugging Pct. (Left-Handed).....	615
Peggle Smith (1977)	
Highest Slugging Pct. (Right-Handed).....	643
Gary Sheffield (2000)	
Highest On-Base Percentage	438
Wally Moon (1960)	
Gary Sheffield (2000)	
Most Games	*165
Maury Wills (1962)	
Most At-Bats	695
Maury Wills (1962)	
Most Runs	130
Maury Wills (1962)	
Most Hits	230
Tommy Davis (1962)	
Most Singles	179
Maury Wills (1962)	
Most Doubles	49
Shawn Green (2003)	
Most Triples	16
Wille Davis (1970)	
Most Home Runs (Right-Handed)	48
Adrian Beltre (2004)	
Most Home Runs (Left-Handed)	49
Shawn Green (2001)	
Most Home Runs, One Month	15
Pedro Guerrero (June, 1985)	
Most Home Runs At Home	27
Cody Bellinger (2019)	
Most Home Runs On The Road	30
Shawn Green (2001)	
Most Grand Slams	3
Kal Daniels (1990)	
Mike Piazza (1998)	
Adrian Beltre (2004)	
Matt Kemp (2009)	
Chris Taylor (2017)	
Most Extra-Base Hits	84
Shawn Green (2001)	
Most Total Bases	376
Adrian Beltre (2004)	
Most Runs Batted In	153
Tommy Davis (1962)	
Most Bases on Balls	110
Jimmy Wynn (1975)	

Most Strikeouts	178
Chris Taylor (2018)	
Fewest Strikeouts (150 Games)	28
Jim Gilliam (1960)	
Most Hit By Pitch	19
Justin Turner (2017)	
Most Sacrifices (including sacrifice files)	33
Jose Offerman (1993)	
Most Sacrifice Hits	25
Jose Offerman (1993)	
Most Sacrifice Files	13
Peggle Smith (1978)	
Most Stolen Bases	104
Maury Wills (1962)	
Most Caught Stealing	31
Maury Wills (1965)	
Most Pinch-Hits	18
Dave Hansen (1993)	
Most GDP	27
Eric Karros (1996)	
Fewest GDP	0
Chase Utley (2016-512 AB)	

Sandy Koufax (1965)	
Most Strikeouts (RHP)	251
Don Drysdale (1963)	
Most Bases on Balls	124
Fernando Valenzuela (1987)	
Chan Ho Park (2000)	
Most Hit Batsmen	20
Don Drysdale (1961)	
Chan Ho Park (2001)	
Most Wild Pitches	17
Sandy Koufax (1958)	
Darren Dreifort (2000)	
Most Runs Allowed	127
Don Sutton (1970)	
Most Earned Runs Allowed	118
Don Sutton (1970)	
Most Hits Allowed	298
Claude Osteen (1967)	
Most Home Runs Allowed	38
Don Sutton (1970)	
Most Shutouts (Left-Hander)	11
Sandy Koufax (1963)	
Most Shutouts (Right-Hander)	9
Don Sutton (1972)	

Pitching Records:

Most Wins (Right-Hander)	25
Don Drysdale (1962)	
Most Wins (Left-Hander)	27
Sandy Koufax (1966)	
Most Wins (Reliever)	16
Ron Perranoski (1963)	
Highest Winning Percentage	933 (14-1) Phil Regan (1966)
Lowest Earned Run Average	166
Zack Greinke (2015)	
Most Losses	18
Claude Osteen (1968) and Don Sutton (1969)	
Most Games	*106
Mike Marshall (1974)	
Most Games Started	42
Don Drysdale (1963 and 1965)	
Most Complete Games	27
Sandy Koufax (1965 and 1966)	
Most Games Finished (RHP)	83
Mike Marshall (1974)	
Most Games Finished (LHP)	52
Ron Perranoski (1964)	
Most Innings Pitched	335.2
Sandy Koufax (1965)	
Most Innings Pitched, Reliever	**208.0
Mike Marshall (1974)	
Most Saves	55
Eric Gagné (2003)	
Most Strikeouts (LHP)	382

Fielding Records:

Most Putouts	1606
Steve Garvey (1977)	
Most Assists	560
Bill Russell (1973)	
Most Total Chances	1669
Steve Garvey (1977)	
Most Double Plays	138
Steve Garvey (1976)	
Highest Fielding Percentage (By an Infielder).....	998
Steve Garvey (1976) 1653 chances	
Highest Fielding Percentage (By an Outfielder, min. 300 chances).....	*1000
Brett Butler (1991) 380 chances	
Brett Butler (1993) 375 chances	
Fewest Errors	2
(By an Infielder).....	
Adrian Gonzalez (2016) 1182 chances	
(By an Outfielder, min. 300 chances).....	*0
Brett Butler (1991) 380 chances	
Brett Butler (1993) 375 chances	
Most Errors	42
Jose Offerman (1992)	

*Co-holds Major League record for an outfielder with 150 or more games

Dodger Rookie Records (1890-2020)

Batting:

Games Played	159
Ted Sizemore (1969)	
At-Bats	638
Steve Sax (1982)	
Runs	127
Johnny Frederick (1929)	
Hits	206
Johnny Frederick (1929)	
Batting Average	353
Fielder Jones (1896)	
Slugging Average	581
Cody Bellinger (2017)	
Singles	146
Steve Sax (1982)	
Doubles	**52
Johnny Frederick (1929)	

Triples	18
Harry Lumley (1904)	
Home Runs	†39
Cody Bellinger (2017)	
RBI	†12
Mike Piazza (1993)	
Extra-Base Hits	82
Johnny Frederick (1929)	
Total Bases	342
Johnny Frederick (1929)	
Walks	100
Jim Gilliam (1953)	
Strikeouts	170
Joc Pederson (2015)	
Fewest Strikeouts	**17
Buddy Hasset (1936)	

Stolen Bases	49
Steve Sax (1982)	
Sacrifice Hits	*28
Jackie Robinson (1947)	
Pitching:	
Games	74
Yhency Brazoban (2005)	
Games Started	36
Henry Schmidt and Oscar Jones (1903)	
Complete Games	32
Joe Yeager (1898)	
Wins	23
Jeff Pfeffer (1914)	
Losses	25
Harry McIntyre (1905)	

Legend for Dodger records: **Major League Record †Co-Holds Major League Record ‡NL Record †Co-Holds NL Record §§Modern NL Record
 §Co-Holds Modern NL Record †Major League Record for 162-game season **Bold Type** - Current Dodger

Dodger Rookie Records (1890-21) (Continued)

Highest Winning Percentage789 (15-4) Joe Black (1952)	Most Hits Allowed340 Harry McIntyre (1905)	Shutouts8 Fernando Valenzuela (1981)
Lowest ERA197 Jeff Pfeffer (1914)	Most Walks Allowed137 Hal Gregg (1944)	Saves24 Takashi Saito (2006)
Innings324 Oscar Jones (1903)	Strikeouts236 Hideo Nomo (1995)	

Brooklyn/Los Angeles Single-Season Club Batting Records

Highest Batting Average313 (1894) Since 1900304 (1930)	Most Triples130 (1894) Since 190099 (1920)	Most Stolen Bases409 (1892) Since 1900274 (1900)
Most Games165 (1962)	Most Home Runs279 (2019)	Most Hit by Pitch125 (1899) Since 1900104 (2021)
Most At-Bats5642 (1982)	Most Grand Slams11 (2021)	Most Left On Base1278 (1947)
Most Runs1021 (1894) Since 1900955 (1963)	Most Pinch-Homers13 (2019)	Most Walks732 (1947)
Most Hits1654 (1930)	Most RBI887 (1963)	Most Intentional BB91 (1956)
Most Extra-Base Hits564 (2018)	Most Total Bases2593 (2019)	Most Strikeouts1436 (2018)
Most Singles1223 (1925)	Highest Slugging Pct.474 (1963)	Fewest Strikeouts318 (1922)
Most Doubles312 (2017)	Highest On-Base Pct.378 (1894) Since 1900366 (1963)	

Los Angeles Single-Season Club Batting Records

Highest Batting Average276 (2006)	Most Grand Slams11 (2021)	Most Hit by Pitch104 (2021)
Most Games165 (1962)	Most Pinch-Hits81 (1992)	Most Walks668 (2000)
Most At-Bats5642 (1982)	Most Pinch-Homers13 (2019)	Most Strikeouts1436 (2018)
Most Runs886 (2019)	Most RBI861 (2019)	Fewest Strikeouts744 (1976)
Most Hits1552 (2006)	Most Total Bases2593 (2019)	Most Sacrifices164 (1964)
Most Singles1128 (1970)	Most Extra-Base Hits601 (2019)	Most Sacrifice Hits120 (1964)
Most Doubles312 (2017)	Highest Slugging Pct.483 (2020)	Most Sacrifice Files64 (1974)
Most Triples67 (1970)	Highest On-Base Pct.348 (2006)	Fewest GDP79 (1965)
Most Home Runs279 (2019)	Most Stolen Bases198 (1962)	Most Left on Base1224 (2009)

Brooklyn Single-Season Club Batting Records

Highest Batting Average313 (1894)	Most Home Runs208 (1953)	Most Stolen Bases409 (1892)
Most Games157 (1951)	Most Grand Slams8 (1952)	Most Hit by Pitch125 (1899) Since 1900:81 (1900)
Most At-Bats5574 (1936)	Most Pinch-Homers7 (1932)	Most Walks732 (1947)
Most Runs955 (1953)	Most RBI887 (1953)	Most Intentional Walks91 (1956)
Most Hits1654 (1930)	Most Total Bases2545 (1953)	Most Strikeouts848 (1957)
Most Singles1223 (1925)	Most Extra-Base Hits541 (1953)	Fewest Strikeouts318 (1922)
Most Doubles303 (1930)	Highest Slugging Pct.474 (1953)	
Most Triples130 (1894)	Highest On-Base Pct.378 (1894)	

Brooklyn/Los Angeles Single-Season Club Pitching Records

Most Saves58 (2003)	Most Hits Allowed1608 (1925)	Lowest ERA212 (1916)
Most Complete Games135 (1904)	Fewest Hits Allowed1024 (1918)	Most Wild Pitches76 (2009)
Most Innings Pitched1491 (1973)	Fewest Walks Allowed258 (1919)	Most Homers Allowed192 (1999)
Most Runs Allowed1007 (1894)	Most Walks Allowed671 (1946)	Fewest Homers Allowed10 (1902)
Fewest Runs Allowed463 (1918)	Most Strikeouts1599 (2021)	Most Hit Batters75 (2000)
Most Earned Runs Allowed743 (1929)	Fewest Strikeouts216 (1895)	Most Balks30 (1988)
Fewest Earned Runs Allowed336 (1916)	Most Shutouts24 (1963, 1988)	

Los Angeles Single-Season Club Pitching Records

Most Saves58 (2003)	Most Hits Allowed1524 (2006)	Most Homers Allowed192 (1999)
Most Complete Games58 (1965)	Fewest Walks Allowed356 (1966)	Fewest Homers Allowed65 (1968)
Most Innings Pitched1491 (1973)	Most Walks Allowed614 (1959)	Most Hit Batters75 (2000)
Most Runs Allowed787 (1999)	Most Strikeouts1599 (2021)	Most Balks30 (1988)
Fewest Runs Allowed490 (1966)	Fewest Strikeouts747 (1976)	Most Intentional Walks101 (1967)
Most Earned Runs Allowed718 (1999)	Most Shutouts24 (1963, 1988)	Fewest Intentional Walks9 (1974)
Fewest Earned Runs Allowed425 (1966)	Lowest ERA262 (1966)	
Fewest Hits Allowed1107 (2021)	Most Wild Pitches76 (2009)	

Brooklyn Single-Season Club Pitching Records

Most Saves37 (1955)	Most Hits Allowed1608 (1925)	Most Homers Allowed171 (1956)
Most Complete Games135 (1904)	Fewest Walks Allowed258 (1919)	Fewest Homers Allowed10 (1902)
Most Innings Pitched1433 (1940)	Most Walks Allowed671 (1946)	Most Hit Batters88 (1903)
Most Runs Allowed1007 (1894)	Most Strikeouts891 (1957)	Most Balks12 (1950)
Fewest Runs Allowed463 (1918)	Fewest Strikeouts216 (1895)	
Most Earned Runs Allowed743 (1929)	Most Shutouts22 (1906, 1916)	
Fewest Earned Runs Allowed336 (1916)	Lowest ERA212 (1916)	
Fewest Hits Allowed1024 (1918)	Most Wild Pitches70 (1894)	

Brooklyn/Los Angeles Single-Season Club Fielding Records

Highest Fielding Pct.988 (2004, 2015)	Fewest Assists1,303 (2021)	Most Double Plays198 (1958)
Lowest Fielding Pct.924 (1891)	Most Total Chances6,650 (1982)	Fewest Passed Balls73 (1891, 1906)
Since 1900.....937 (1905)	Fewest Total Chances5,845 (1938)	Fewest Popped Balls4 (33, 51, 53-54)
Most Putouts4,480 (2005)	Most Errors432 (1891)	Most Passed Balls71 (1892)
Fewest Putouts3,992 (1938)	Since 1900.....408 (1905)	Most Consecutive Errorless Games
Most Assists1,946 (1962)	Fewest Errors73 (2004)13 (June 14-26, 2015)

Los Angeles Single-Season Club Fielding Records

Highest Fielding Pct.988 (2004, 2015)	Most Total Chances6,650 (1982)	Most Passed Balls24 (1973)
Lowest Fielding Pct.970 (1962)	Fewest Total Chances5,871 (2019)	Fewest Passed Balls5 (2007, 2009)
Most Putouts4,480 (2005)	Most Errors193 (1962)	Most Consecutive Errorless Games
Fewest Putouts4,105 (1958)	Fewest Errors73 (2004)13 (June 14-26, 2015)
Most Assists1,946 (1962)	Most Double Plays198 (1958)	
Fewest Assists1,367 (2017)	Fewest Double Plays94 (2021)	

Brooklyn/Los Angeles Club General Records

Most Games Played165 (1962)	Fewest Games Lost at Home:	Worst Road Winning Percentage:
Most Games Won:	Brooklyn.....17 (1953)	Brooklyn......250 (19-57, 1905)
Brooklyn.....105 (1953)	Los Angeles.....22 (2019)	Los Angeles......321 (26-55, 1992)
Los Angeles.....106 (2019)	Most Games Lost at Home:	Most Night Games Won:
Most Games Lost:	Brooklyn.....50 (1908)75 (2019)
Brooklyn.....105 (1905)	Los Angeles.....44 (1992, 99)	Most Extra-Inning Games:
Los Angeles.....99 (1992)	Best Winning Percentage at Home:	Brooklyn......25 (1910)
Best Winning Percentage:	Brooklyn......779 (60-17, 1953)	Record: 10-14-1
Brooklyn......682 (105-49, 1953)	Los Angeles......728 (59-22, 2019)	LA......27 (1967)
Los Angeles......654 (106-56, 2019)	Worst Winning Percentage at Home:	Record: 10-17
Worst Winning Percentage:	Brooklyn......351 (27-50, 1908)	Most Extra-Inning Games Won:
Brooklyn......316 (48-104, 1905)	Los Angeles......457 (37-44, 1992, 99)15 (1973)
Los Angeles......389 (63-99, 1992)	Most Games Won on the Road:	Most Extra-Inning Games Lost:
Most Games Won in a Month:	Brooklyn.....51 (1952)17 (1967)
Brooklyn.....25 (July 1947, Aug. 1953)	Los Angeles.....50 (1974)	Most Wins from a Club at Home:
Los Angeles.....23 (Aug. 2013)	Fewest Games Won on the Road:16 vs. Pittsburgh (1890)**
Most Games Lost in a Month:	Brooklyn.....19 (1905)	Most Wins from a Club on the Road:
Brooklyn.....27 (Sept. 1908)	Los Angeles.....26 (1992)11 vs. Philadelphia (1945)*
Los Angeles.....20 (July 1968)	Most Games Lost on the Road:	Most Years Played:
.....June 79, Sept.-Oct. 92	Brooklyn.....57 (1905)	Zack Wheat (1909-1926) and
Most Games Won at Home:	Los Angeles.....55 (1992)	Bill Russell (1969-1986)
Brooklyn.....60 (1953)	Fewest Games Lost on the Road:	Most Postponed Games:
Los Angeles.....59 (2019)	Brooklyn.....24 (1952)	Brooklyn.....20 (1952)
Fewest Games Won at Home:	Los Angeles.....31 (1974, 88)	Los Angeles.....8 (1976)
Brooklyn.....27 (1908)	Best Winning Percentage on the Road:	Most Players Used in a Season:
Los Angeles.....37 (1992, 99)	Brooklyn......680 (51-24, 1952)	Brooklyn.....55 (1944)
	Los Angeles......617 (50-31, 1974)	Los Angeles.....55 (2015, 2016)

Brooklyn/Los Angeles Consecutive Records

Individual Pitching:	(Sept. 12, 1966 vs. New York Mets)	Most Saves Converted**84
Shutout Innings:**59	Strikeouts, 1st Major League Game:6	Eric Gagné
Orel Hershiser (Aug. 30-Sept. 28, '88)	Karl Spooner	(Aug. 28, 2002 - July 3, 2004)
Shutouts:**6	(Sept. 22, 1954 vs. New York Giants)	
Don Drysdale (May 14-June 4, 1968)	Pete Richert	
Games Pitched, Reliever:*13	(April 12, 1962 vs. Cincinnati)	
Mike Marshall (June 18-July 3, 1974)	Strikeouts at the Start of a Game:9	
Games Won in a Season:	Aaron Harang	
Los Angeles:13	(April 13, 2012 vs. San Diego)	
Phil Regan (May 17-Sept. 23, 1966)	Most Strikeouts, 2 Consec. Games:31	
Brooklyn:15	Sandy Koufax (Aug. 24 and 31, 1959)	
Dazzy Vance (July 11-Sept. 18, 1924)	Most Strikeouts, 3 Consec. Games:41	
Wins in a Season (Starting Pitcher):	Sandy Koufax	
Los Angeles:12	(Aug. 24, 31 and Sept. 6, 1959)	
Burt Hooton (July 24 - Sept. 26, 1975)	Most Strikeouts, 4 Consec. Games:50	
Clayton Kershaw (May 6-Sept. 1, 2017)	Hideo Nomo	
Losses in a Season:	(June 14, 19, 24 and 29, 1995)	
Los Angeles:11	Most Walks, Inning:6	
Rick Honeycutt (May 18-Aug. 22, 1987)	Brickyard Kennedy	
Brooklyn:14	(Aug. 31, 1900 - 2nd Inning)	
James Pastorius (1808)	Most Strikeouts, 1st 2 Innings:7	
Strikeouts in a Game:9	Darren Dreifort	
Aaron Harang	(May 22, 2003 vs. Colorado)	
(April 13, 2012 vs. San Diego)	Most Saves, Consecutive Games:6	
Strikeouts in a Game by a Reliever:6	Eric Gagné (May 16-22, 2003)	
Pete Richert	Most Saves, One Season:55†	
(April 12, 1962 vs. Cincinnati)	Eric Gagné (2003)	
Ron Perranoski	Games Pitched, No Homers:104	
	Joe Beimel (2006)	

Individual Batting:

Hitting Streak	Brooklyn.....29	
	Zack Wheat (Aug. 20-Sept. 16, 1916)	
	Los Angeles.....31	
	Willie Davis (Aug. 1-Sept. 3, 1969)	
Reached Base Safely in a Game:7	Cookie Lavagetto	
	(Sept. 23, 1939 at Philadelphia)	
Reached Base Safely:14	Pedro Guerrero (July 23-26, 1965)	
Hits	Brooklyn.....10	
	Edward Konetchy	
	(June 28, 29 and July 1, 1919)	
	Los Angeles.....10	
	Andre Ethier (Aug. 22-25, 2012)	
Hits, 3 Games:12	Wee Willie Keeler (June 19-21, 1901)	
	Milton Stock (June 30 - July 2, 1925)	
	Rafael Furcal (May 13-15, 2007)	
Hits, 4 Games:16	Milton Stock	
	(June 30, July 1, 2 and 3, 1925)	

Brooklyn/Los Angeles Consecutive Records (Continued)

Extra-Base Hits (Game):5
Steve Garvey (Aug. 28, 1977 vs. St. Louis)
Games with a Home Run:5
Roy Campanella (June 11-17, 1950)
Shawn Green (July 21-25, 2001)
Matt Kemp (Sept. 28-Oct. 3, 2010)
Joc Pederson (May 31-June 3, 2015)
Max Muncy (August 15-21, 2019)
Home Runs, Three Games**7
Shawn Green (May 23-25, 2002)
Games Played:1107
Steve Garvey (Sept. 3, 1975-end of 1982 season)
Years Played All Games:7
Steve Garvey (1976-1982)
Stolen Bases:38
Davey Lopes (June 10-Aug. 24, 1975)
Games With Run Scored:13
Zack Wheat (Aug. 18-Aug. 28, 1925)

Club Batting:

Games with a Homer:24
(June 18-July 10, 1953)
Batters Reached Safely in an Inning:**19
(May 21, 1952 vs. Cincinnati)
Hits, Game:*12
(June 23, 1930 vs. Pittsburgh 6th and 7th Innings)
Hits in an Inning:*10
(June 23, 1930 vs. Pittsburgh 6th Inn.)
Home Runs in an Inning:*4
(Sept. 18, 2006 vs. San Diego, 9th Inn.)
Club General:
Games Won:15
Brooklyn.....

(Aug. 29-Sept. 6, 1924)
Los Angeles:.....13
(May 21-June 1, 1962 and Sept. 16-30, 1965)
Games Lost:
Brooklyn:.....16 (1944)
Los Angeles:.....11
(Sept. 2-11, 2017)
Games Won From a Club on the Road:*18
vs. Pittsburgh (1945-1946)
Doubleheaders Won in a Season:*4
(Sept. 1-4, 1924)
Games with at Least One Double Play:23
(Aug. 7-27, 1952).....

Brooklyn/Los Angeles Single-Game Records

Club General:

Longest Game by Innings:26
May 1, 1920 at Boston Braves (Dodgers and Braves tied 1-1)
Longest game in Major League History
Los Angeles:.....22
June 3, 1989 at Houston (Astros won 5-4)
Aug. 23, 1989 at Montreal (Dodgers won 1-0)
Longest Game by Innings at Home:19
May 24, 1973 vs. New York (Mets won 7-3)
Longest 9-Inn. Home Game, Time:4:19
June 25, 2017 vs. Colorado
Longest 9-Inn. Road Game, Time:**4:27
Oct. 5, 2001 at San Francisco
Longest Extra-Inn. Road Game, Time:7:14
June 3, 1989 at Houston Longest night game in NL history
Longest Extra-Inn. Home Game, Time:6:05
March 29, 2019 vs. Arizona
Shortest Road Game, Time:0:55
Sept. 21, 1919 at Cincinnati
Shortest Home Game, Time:1:30
May 20, 1972 vs. Houston
Most Players Used:28
Sept. 13, 1982 vs. San Diego 16 Innings
Sept. 15, 2015 vs. Colorado 16 Innings (NL record for an extra-inning game)
9-Inning Game:.....26
Oct. 6, 1985 vs. Cincinnati
Club Pitching:
Most Strikeouts:26
(June 2, 2017 at ML) - 12 Innings
9-Inning Game:.....18
7 times, last time: May 15, 2015 vs. Colorado
Most Walks Allowed:17
April 30, 1944 at New York Giants Los Angeles:.....16
(June 29, 1962 vs. New York)
Most Runs Allowed:28
(Aug. 25, 1891 vs. Chicago)
Since 1900:.....26
(April 30, 1944 vs. New York Giants)
Los Angeles:.....20
(May 20, 1967 at Chicago)
(May 5, 2001 at Chicago)
Most Runs Allowed - Innings:13
June 25, 1910 at Boston - 1st Inn.
Los Angeles:.....11
April 23, 1999 vs. St. Louis - 3rd Inn.
Most Hits Allowed:27
June 8, 1940 at Cincinnati Los Angeles:.....26
May 13, 1958 vs. San Francisco July 17, 2007 vs. Philadelphia

No-Hitters:23
Last time: Walker Buehler ; Tony Cingrani, Yimi Garcia and Adam Liberatore (May 4, 2018 at San Diego in Mexico)
Opponent No-Hitters:223
Last time - Zach Davies, Ryan Tepera, Andrew Chafin and Craig Kimbrel June 24, 2021 vs. Chicago
Most Pitchers Used:11
Sept. 15, 2015 vs. Colorado (16 Innings)
9-Inning Game:.....9
Sept. 7, 2021 vs. STL
Most Pitchers Used in an Inning:5
May 21, 1927 vs. Chicago (9th Inning)
Aug. 26, 1987 vs. NY (8th Inning)
Sept. 16, 1991 vs. Cin. (9th Inning)

Club Batting:

Most At-Bats:85
May 1, 1920 at Boston (26 Innings)
Los Angeles:.....80
Aug. 23, 1989 at ML (22 Innings)
Most Hits:28
June 23, 1930 at Pittsburgh and Aug. 22, 1917 vs. Pitt. (22 Innings)
Los Angeles:.....25
May 19, 2006 vs. Los Angeles (AL)
June 27, 2011 at Minnesota
Most Hits in an Inning:12
May 21, 1952 vs. Cincinnati
Most Runs:25
May 20, 1896 vs. Pittsburgh
Sept. 23, 1901 vs. Cincinnati
Los Angeles:.....22
2x, last: July 10, 2021 vs. AFI
Most Runs in an Inning:15
May 21, 1952 vs. Cincinnati (1st Inn.)
Los Angeles:.....10
June 28, 1969 at San Diego (3rd Inn.)
July 4, 1971 vs. San Fran. (8th Inn.)
Sept. 13, 1977 vs. San Diego (2nd Inn.)
May 6, 2005 at Cincinnati (1st Inn.)
April 26, 2008 vs. Colorado (1st Inn.)
Most Doubles:9
July 24, 1894 vs. Boston
June 4, 1939 vs. Philadelphia
Most Triples:5
Aug. 23, 1902 vs. Pittsburgh
July 7, 1921 vs. New York
July 25, 2014 at San Francisco
Most Bases-Loaded Triples:2
Aug. 25, 1917 and May 24, 1953
Most Triples in an Inning:4
Aug. 23, 1902 vs. Pitt. (3rd Inning)
Most Home Runs:8
May 23, 2002 at Milwaukee, March 28, 2019 vs. AFI, July 10, 2021 vs. AFI
Brooklyn:.....6
June 28, 1924 vs. Philadelphia
Most Home Runs, Inning:5

5 times, last: Sept. 29, 2021 vs. AFI
Most Grand Slams:2
Sept. 23, 1901 at Cincinnati, Aug. 23, 1985 at Montreal, May 21, 2000 at Florida, May 2, 2021 vs. Milwaukee, July 10, 2021 vs. Arizona
Most RBI, Inning:15
May 21, 1952 vs. Cincinnati
Most Total Bases:48
Aug. 20, 1974 vs. Chicago
Brooklyn:.....46
Sept. 23, 1939 at Philadelphia
Most Stolen Bases:8
Aug. 22, 1948 vs. Boston
Aug. 24, 1974 vs. St. Louis
Most Reaching Base Safely in an Inn.:19
May 21, 1952 vs. Cincinnati
Most Walks:17
Aug. 27, 1903 vs. Philadelphia
Most Hit Batters:4
July 17, 1900 vs. New York Giants
April 24, 2005 at Colorado
July 3, 2006 vs. Arizona
Most Pinch-Hits:**6
Sept. 9, 1926 vs. Philadelphia
Most Pinch-Hitters:*9
Sept. 22, 1959 vs. St. Louis
Sept. 1, 1982 vs. St. Louis (13 Inn.)
Sept. 8, 1985 vs. New York (14 Inn.)
Most Pinch-Hitters in an Inning:6
Sept. 24, 2002 vs. Colorado
Most Sacrifice Hits in an Inning:*3
May 23, 1972 vs. San Francisco
Most Runners Left on Base:25
July 27, 1990 vs. Atlanta
Brooklyn:.....20
Aug. 21, 1954 vs. Milwaukee
9-Inning Game:.....17
April 11, 1977 vs. Atlanta
Most Grounded Into Double Plays:5
May 24, 1973 vs. New York
Sept. 24, 2004 at San Francisco
Aug. 8, 2009 at Arizona
Sept. 27, 2015 at CIN
Most Plate App. without a Walk:**81
Aug. 23, 1989 at Montreal
Largest Winning Margin:21
July 10, 2021 vs. Arizona (Dodgers won 22-1)
Brooklyn:.....20
May of 1982 vs. WAS
Largest Losing Margin:21
June 8, 1940 vs. Cincinnati (Dodgers lost 23-2)
Los Angeles:.....19
May 5, 2001 at Chicago (Dodgers lost 20-1)
Biggest Shutout Victory:19-0
(June 28, 1969 at San Diego)
Biggest Shutout Loss:18-0
(Aug. 8, 1965 at Cincinnati)

Brooklyn/Los Angeles Single-Game Records (Continued)

Club Fielding:

Most Putouts (Extra Innings):.....78
 May 1, 1920 at Boston

Most Assists (Extra Innings):.....37
 Aug 17, 1902 vs. St. Louis

Most Double Plays:.....6
 Aug 5, 1956 vs. St. Louis
 July 30, 2017 vs. San Francisco

Most Errors (Los Angeles):.....7
 Sept. 4, 1972 vs. Cincinnati
 Sept. 11, 1992 vs. San Francisco
 Sept. 1, 1996 vs. Montreal

Individual Pitching:

Most Innings Pitched:.....*26
 Leon Cadore (May 1, 1920 at Boston)
 Los Angeles.....13
 Don Drysdale (May 22, 1959 vs. SF)
 Sandy Koufax (May 28, 1960 at Chi)

Most Strikeouts in an Inning:.....*4
 Pete Richert (April 12, 1862 vs. Cin)
 Don Drysdale (April 17, 1965 vs. Philadelphia)
 Darren Dreifort (May 22, 2003 vs. Colorado)
 Brad Penny (Sept. 23, 2006 vs. Arizona)
 Zack Greinke (July 25, 2014 at SF)

Kenley Jansen (May 15, 2015 vs. COL)
 Sergio Santos (May 16, 2015 vs. COL)
 Clayton Kershaw (June 11, 2021 vs. TEX)

Most Strikeouts in a Game
 Los Angeles.....18
 Sandy Koufax
 (Aug. 31, 1959 vs. San Francisco and
 April 24, 1962 at Chicago);
 Ramon Martinez (June 4, 1990 vs. Atlanta)
 Brooklyn.....16
 Nap Rucker (1909)

Strikeouts, First Major League Game:.....*15
 Karl Spooner (Sept. 22, 1954 vs. NYG)

3 Strikeouts on 9 Pitches – Inning:

D.C. Patty Ragan
 (Oct. 5, 1914 vs. Boston Braves – 8th);
 Dazzy Vance
 (Sept. 14, 1924 vs. Cincinnati – 3rd);
 Sandy Koufax
 (June 30, 1962 vs. New York – 1st;
 April 18, 1964 at Cincinnati – 3rd)
 Todd Worrel
 (Aug. 12, 1995 vs. Pittsburgh – 9th)

Kenley Jansen
 (May 18, 2017 vs. Miami – 9th)
 Zac Rosscup
 (Aug. 19, 2018 at Seattle – 9th)
 Max Scherzer (Sep. 12, 2021 vs. SD – 2nd)

Most Wild Pitches:.....5
 Larry Cheney (July 9, 1918 at St. Louis)

Most Walks Allowed:.....11
 Harry McIntyre (Aug. 9, 1906 vs. Chicago)
 Sandy Burk (Sept. 23, 1910 vs. St. Louis)
 Van Lingle Mungo (June 9, 1932 vs. PHI)
 Hal Gregg (June 15, 1944 vs. NYG – 15 inn.)

Most Hits Allowed:.....23
 Jeff Pfeffer (June 1, 1919 vs. PHI–19 inn.)

Most Home Runs Allowed:.....6
 Hollis Thurston (Aug. 13, 1932 at NYG)

Most Home Runs, Inning:.....4
 Ben Wade (May 28, 1954 at NYG– 8th inn)

Individual Batting:

Most At-Bats:.....10
 Leon Cadore
 (May 1, 1920 at Boston, 26 innings)
 Jimmy Johnston
 (May 1, 1920 at Boston, 26 innings)
 Bernie Neis
 (May 1, 1920 at Boston, 26 innings)
 Irv Olson (May 1, 1920 at BSN, 26 innings)

Chuck Ward (May 1, 1920 at BSN, 26 inn.)
 John Shelby (June 3, 1989 at HOU, 22 inn.)

Most Runs Scored:.....*6
 Shawn Green (May 23, 2002 at Milwaukee)

Most Hits:.....6
 George Outshaw (Aug. 9, 1915 at Chicago)
 Jack Fournier (June 29, 1923 at Philadelphia)
 John DeBerry (June 23, 1929 vs. NYG, 14 inn.)
 Walter Gilbert (May 30, 1931 at NYG)
 Cookie Lavagetto (Sept. 23, 1939 at PHI)
 Willie Davis (May 24, 1973 vs. NYM–19 inn.)
 Paul Lo Duca (May 28, 2001 vs. COL – 11 inn.)
 Shawn Green (May 23, 2002 at Milwaukee)
 Chase Utley (July 6, 2016 vs. BAL – 14 inn.)

Most Hits, 1st Game in the Majors:.....4
 Casey Stengel (Sept. 17, 1912 at Pittsburgh)

Most Singles:.....6
 Willie Davis (May 24, 1973 vs. New York)

Most Doubles:.....3

By many players: Last time:
Mookie Betts (July 17, 2021 at COL)

Most Triples:.....3
 Jimmy Sheckard (April 18, 1901 vs. PHI)
 Yaseli Puig (July 25, 2014 at SF)

Most Triples in an Inning:.....2
 Bill Dahlen (Aug. 30, 1900–8th inning)

Most Home Runs:.....*4
 Gil Hodges (Aug. 31, 1950 vs. Boston)
 Shawn Green (May 23, 2002 at Milwaukee)

Consecutive Home Runs:.....3
 Gene Hermanski (Aug. 4, 1948 vs. Chicago)
 Duke Snider (May 30, 1950 at Cincinnati)
 Roy Campanella (Aug. 26, 1950 at Cincinnati)
 Tom Brown (Sept. 18, 1950 vs. Chicago)
 Shawn Green (May 23, 2002 at Milwaukee)
 Hee-Seop Choi (June 12, 2005 vs. Minnesota)
 Juan Uribe (Sept. 9, 2013 vs. Arizona)
 Adrián González (April 8, 2015 vs. SD)
Corey Seager . (June 3, 2016 vs. Atlanta)

Most Extra-Base Hits:.....*5
 Steve Garvey (Aug. 28, 1977 vs. St. Louis)
 Shawn Green (May 23, 2002 at Milwaukee)

Most Total Bases:.....*19
 Shawn Green (May 23, 2002 at Milwaukee)
 Brooklyn.....17
 Gil Hodges (Aug. 31, 1950 vs. Boston)

Most RBI:.....9
 Gil Hodges (Aug. 31, 1950 vs. BOS)
 James Loney (Sept. 28, 2008 at Colorado)

Most RBI in an Inning:.....6
 Cody Bellinger June 2, 2021 vs. STL

Most Stolen Bases:.....5
 Davey Lopes (Aug. 24, 1974 vs. St. Louis)

Most Hit by Pitch (Los Angeles).....*3
 Nomar Garciaparra July 3, 2006

Most Sacrifice Hits:.....4
 Jake Daubert (Aug. 15, 1914 vs. Philadelphia)

Most Walks:.....5
 Gene Hermanski (Sept. 22, 1949 vs. St. Louis)
 Greg Brock (May 17, 1983 at Montreal)
 Max Muncy April 25, 2021 vs. SD

Most Strikeouts:.....5
 Bill Russell (June 9, 1971 vs. Philadelphia)
 Darryl Strawberry (May 1, 1991 at Montreal)
 Andrew Jones (July 12, 2008 vs. Florida)

Reached Base Safely:.....7
 Cookie Lavagetto (Sept. 23, 1939 at PHI)

Reached Base Safely in an Inning:.....*3
 Pee Wee Reese (May 21, 1952 vs. Cincinnati)

Individual Fielding:

Most Assists:
 By an Infielder.....13
 Chase Utley (May 22, 2016 at San Diego)
 By a Catcher.....7
 Bill Bergen (Aug. 23, 1909 vs. St. Louis)
 By a Pitcher.....13

Leon Cadore (May 1, 1920 at BOS, 26 INN)

Most Assists in an Inning:
 By a Pitcher 3
 Steve Wilson (Aug. 25, 1992 vs. Pittsburgh)

Zack Greinke (June 13, 2016 at SD)
Clayton Kershaw . (July 18, 2017 at CWS)

Scott Alexander (June 5, 2018 at PIT)
 By a Catcher 3
 Bruce Edwards (Aug. 15, 1946 vs. NYG)

A.J. Ellis (May 23, 2014 at PHI)
Will Smith (Aug. 15, 2019 at MIA)

Most Chances:
 By an Infielder.....16
 Phil Lewis (July 20, 1905 vs. Cincinnati)

Chase Utley (May 22, 2016 at San Diego)
 By a Third Baseman.....13
 Tony Cuccinello (July 12, 1934 vs. Cincinnati)

By a First Baseman.....31
 Ed Konetchy (May 1, 1920 at BOS – 26 inn.)

Nine-inning game22
 Jake Daubert (May 6, 1910 at BOS)

By a Catcher.....26
 Yasmani Grandal
 June 2, 2017 at Milwaukee – 12 Inn.
 (NL record for an extra-inning game)

By a Pitcher.....13
 Leon Cadore (May 1, 1920 at BOS–26 inn)

Elmer Stricklett
 (Sept. 11, 1906 vs. Philadelphia)

Most Putouts:
 Brooklyn.....30
 Ed Konetchy (May 1, 1920 at BOS–26 inn.)

Los Angeles.....26
 Yasmani Grandal..... (June 2, 2017 at MIL – 12 inn.)

Most Double Plays.....5
 Teddy Martinez Aug. 21, 1977 at Chicago


Olmedo Saenz (July 26, 2006 vs. San Diego)
 James Loney..... (Sept. 4, 2007 at Chicago (NL))

Most Runners Caught Stealing.....6
 Bill Bergen Aug. 23, 1909 vs. St. Louis

Most Errors:.....5
 Phillip Lewis (July 20, 1905 vs. Cincinnati)

Charlie Babb (June 20, 1904 vs. NY Giants)
Most Errors, Inning:.....3

Davey Lopes (June 2, 1973 vs. Montreal – 1st)
 Jose Offerman (May 9, 1995 at SD – 4th)



H I S T O R Y A N D R E C O R D S

Brooklyn/Los Angeles Career Top 5 – Fielding

First Base:		Third Base:		Outfield:		Pitcher:	
Garvey, Steve	.996	Uribe, Juan	.978	Butler, Brett	.996	Fitzsimmons, Freddie	.985
Parker, Wes	.996	Blake, Casey	.966	Rosen, Goody	.991	Davis, Curt	.985
González, Adrián	.995	Turner, Justin	.965	Pederson, Joc	.990	Perez, Odalis	.980
Murray, Eddie	.995	Cox, Billy	.964	Baker, Dusty	.987	Ruether, Dutch	.979
Loney, James	.994	Wallach, Tim	.964	Pierre, Juan	.987	Vance, Dazzy	.979
				Bellinger, Cody	.987	Kershaw, Clayton	.979
Second Base		Shortstop:		Catcher:		Minimum: 300 Games For Each Position Except Pitcher.	
Robinson, Jackie	.983	Izturis, Cesar	.980	Ellis, A.J.	.997		
Gruczelanek, Mark	.983	Anderson, Dave	.970	Grandal, Yasmani	.995		
Cora, Alex	.981	Seager, Corey	.969	Haller, Tom	.991	Pitcher Minimum: 200 Total Chances.	
Neal, Charlie	.980	Cora, Alex	.969	Lo Duca, Paul	.991		
Deshields, Delino	.980	Furcal, Rafael	.967	Martin, Russell	.990		

Brooklyn/Los Angeles Single Season Fielding

First Base:		Third Base:		Outfield:		Pitcher:	
Garvey, Steve	1981, 999	Uribe, Juan	2013, 983	Butler, Brett	1991, 1000	Vance, Dazzy	1928, 1000
Parker, Wes	1968, 999	Beltre, Adrian	2004, 978	Butler, Brett	1993, 1000	Casey, Hugh	1939, 1000
González, Adrián	2016, 998	Coy, Ron	1979, 977	Ethier, Andre	2011, 1000	Davis, Curt	1942, 1000
Garvey, Steve	1976, 998	Wallach, Tim	1995, 976	Roberts, Dave	2002, 1000	Hatten, Joe	1947, 1000
Muncy, Max	2021, 998	Blake, Casey	2009, 973	Grisson, Marquis	2001, 1000	Fitzsimmons, F.	1939, 1000
		Turner, Justin	2019, 973	Landreaux, Ken	1981, 1000	Ruether, Dutch	1922, 1000
Second Base		Shortstop:		Catcher:		Pitchers Listed By Most Total Chances, No Errors.	
Ellis, Mark	2012, 994	Izturis, Cesar	2004, 985	Grandal, Yasmani	2015, 997		
Reed, Jody	1993, 993	Rollins, Jimmy	2015, 983	Ellis, A.J.	2013, 997		
Robinson, Jackie	1951, 992	Izturis, Cesar	2002, 979	Barajas, Rod	2011, 997		
Kendrick, Howie	2015, 990	Seager, Corey	2017, 979	Ferguson, Joe	1973, 996		
		Wills, Maury	1971, 978				
Minimums: Played At Least 2/3 Of Team's Games For Each Position Except Catcher And Pitcher.				Catchers Minimum: Played At Least Half Of Team's Games.			

Brooklyn/Los Angeles Career Top 10 – Batting

Games:		Doubles:		Total Bases:		Walks:	
Wheat, Zack	2,322	Wheat, Zack	464	Wheat, Zack	4,003	Reese, Pee Wee	1,210
Russell, Bill	2,181	Snider, Duke	343	Snider, Duke	3,669	Gilliam, Jim	1,036
Reese, Pee Wee	2,166	Garvey, Steve	333	Hodges, Gil	3,357	Hodges, Gil	925
Hodges, Gil	2,006	Reese, Pee Wee	330	Davis, Willie	3,094	Snider, Duke	893
Gilliam, Jim	1,956	Furillo, Carl	324	Reese, Pee Wee	3,038	Coy, Ron	785
Davis, Willie	1,952	Davis, Willie	321	Garvey, Steve	3,004	Robinson, Jackie	740
Snider, Duke	1,923	Gilliam, Jim	304	Furillo, Carl	2,922	Wheat, Zack	632
Furillo, Carl	1,806	Ethier, Andre	303	Karros, Eric	2,740	Lopes, Davey	603
Garvey, Steve	1,727	Karros, Eric	302	Gilliam, Jim	2,530	Camilli, Dolph	584
Karros, Eric	1,601	Hodges, Gil	294	Russell, Bill	2,471	Scioscia, Mike	567
At-Bats:		Triples:		Extra-Base Hits:		Slugging Pct. (1800+ AB):	
Wheat, Zack	8,859	Wheat, Zack	171	Snider, Duke	814	Sheffield, Gary	.573
Reese, Pee Wee	8,058	Davis, Willie	110	Wheat, Zack	766	Piazza, Mike	.572
Davis, Willie	7,495	Myers, Hy	97	Hodges, Gil	703	Herman, Babe	.557
Russell, Bill	7,318	Daubert, Jake	87	Davis, Willie	585	Snider, Duke	.553
Gilliam, Jim	7,119	Snider, Duke	82	Karros, Eric	582	Fournier, Jack	.552
Hodges, Gil	6,881	Hummel, John	82	Garvey, Steve	579	Guerrero, Pedro	.512
Snider, Duke	6,640	Reese, Pee Wee	80	Furillo, Carl	572	Bellinger, Cody	.511
Garvey, Steve	6,543	Sheckard, Jimmy	76	Reese, Pee Wee	536	Green, Shawn	.510
Furillo, Carl	6,378	Daly, Tom	76	Ethier, Andre	499	Mondesi, Raul	.504
Wills, Maury	6,156	Johnston, Jimmy	73	Kemp, Matt	476	Seager, Corey	.504
Runs:		Home Runs:		Batting Avg. (1800+ AB):		Pinch-Hits:	
Reese, Pee Wee	1,338	Snider, Duke	389	Keeler, Wee Willie	.360	Hansen, Dave	110
Wheat, Zack	1,265	Hodges, Gil	361	Herman, Babe	.339	Mota, Manny	106
Snider, Duke	1,199	Karros, Eric	270	Fournier, Jack	.337	Gwynn, Chris	52
Gilliam, Jim	1,163	Campanella, Roy	242	Piazza, Mike	.331	Saenz, Olmedo	49
Hodges, Gil	1,088	Coy, Ron	228	Wheat, Zack	.317	Snider, Duke	43
Davis, Willie	1,004	Garvey, Steve	211	Mota, Manny	.315	Webster, Mitch	43
Robinson, Jackie	947	Kemp, Matt	203	Jones, Fielder	.313	Ethier, Andre	40
Furillo, Carl	895	Furillo, Carl	192	Sheffield, Gary	.312	Sharperson, Mike	39
Griffin, Mike	882	Piazza, Mike	177	Robinson, Jackie	.311	Hatcher, Mickey	38
Wills, Maury	876	Guerrero, Pedro	171	Walker, Dixie	.311	Monday, Rick	34
Hits:		RFI:		Stolen Bases:			
Wheat, Zack	2,804	Snider, Duke	1,271	Wills, Maury	490		
Reese, Pee Wee	2,170	Hodges, Gil	1,254	Lopes, Davey	418		
Davis, Willie	2,091	Wheat, Zack	1,223	Davis, Willie	335		
Snider, Duke	1,995	Furillo, Carl	1,058	Daly, Tom	298		
Garvey, Steve	1,968	Garvey, Steve	992	Sax, Steve	290		
Russell, Bill	1,926	Karros, Eric	976	Griffin, Mike	264		
Furillo, Carl	1,910	Reese, Pee Wee	885	Reese, Pee Wee	232		
Gilliam, Jim	1,889	Campanella, Roy	856	Sheckard, Jimmy	212		
Hodges, Gil	1,884	Davis, Willie	849	Gilliam, Jim	203		
Wills, Maury	1,732	Coy, Ron	842	Wheat, Zack	203		

Los Angeles Career Top - 10 Batting

Games:		Doubles:		Total Bases:		Walks:	
Russell, Bill	2,181	Garvey, Steve	333	Davis, Willie	3,094	Cey, Ron	765
Davis, Willie	1,952	Davis, Willie	321	Garvey, Steve	3,004	Gilliam, Jim	631
Garvey, Steve	1,727	Ethier, Andre	303	Karros, Eric	2,740	Lopes, Davey	603
Karros, Eric	1,601	Karros, Eric	302	Russell, Bill	2,471	Scioscia, Mike	567
Wills, Maury	1,593	Russell, Bill	293	Cey, Ron	2,321	Parker, Wes	532
Cey, Ron	1,481	Kemp, Matt	240	Kemp, Matt	2,237	Fairly, Ron	522
Ethier, Andre	1,455	Cey, Ron	223	Ethier, Andre	2,224	Ethier, Andre	519
Scioscia, Mike	1,441	Turner, Justin	199	Wills, Maury	2,045	Karros, Eric	517
Fairly, Ron	1,306	Scioscia, Mike	198	Guerrero, Pedro	1,843	Russell, Bill	483
Parker, Wes	1,288	Parker, Wes	194	Baker, Dusty	1,779	Wills, Maury	456
At-Bats:		Triples:		Extra-Base Hits:		Plate Appearances:	
Davis, Willie	7,495	Davis, Willie	110	Davis, Willie	585	Davis, Willie	8,035
Russell, Bill	7,318	Russell, Bill	57	Karros, Eric	582	Russell, Bill	8,021
Garvey, Steve	6,543	Wills, Maury	56	Garvey, Steve	579	Lopes, Davey	7,027
Wills, Maury	6,156	Roseboro, John	44	Ethier, Andre	499	Wills, Maury	6,745
Karros, Eric	6,002	Butler, Brett	41	Kemp, Matt	476	Karros, Eric	6,624
Cey, Ron	5,216	Lopes, Davey	39	Cey, Ron	469	Cey, Ron	6,108
Ethier, Andre	4,800	Mondesi, Raul	37	Russell, Bill	396	Ethier, Andre	5,425
Lopes, Davey	4,590	Garvey, Steve	35	Mondesi, Raul	390	Lopes, Davey	5,308
Kemp, Matt	4,531	Sax, Steve	35	Guerrero, Pedro	364	Scioscia, Mike	5,057
Scioscia, Mike	4,373	Ethier, Andre	34	Green, Shawn	357	Kemp, Matt	5,002
Runs:		Home Runs:		Batting Avg. (1,800+ Ab):		Slugging Pct. (1,800+AB):	
Davis, Willie	1,004	Karros, Eric	270	Piazza, Mike	.331	Sheffield, Gary	.573
Wills, Maury	876	Cey, Ron	228	Mota, Manny	.315	Piazza, Mike	.572
Garvey, Steve	852	Garvey, Steve	211	Sheffield, Gary	.312	Guerrero, Pedro	.512
Russell, Bill	796	Kemp, Matt	203	Guerrero, Pedro	.309	Bellinger, Cody	.511
Lopes, Davey	759	Piazza, Mike	177	Davis, Tommy	.304	Green, Shawn	.510
Karros, Eric	752	Guerrero, Pedro	171	Garvey, Steve	.301	Mondesi, Raul	.504
Cey, Ron	715	Mondesi, Raul	163	Turner, Justin	.298	Seager, Corey	.504
Kemp, Matt	712	Ethier, Andre	162	Butler, Brett	.298	Turner, Justin	.498
Ethier, Andre	641	Green, Shawn	162	Seager, Corey	.297	Howard, Frank	.495
Gilliam, Jim	630	Davis, Willie	154	Kemp, Matt	.292	Kemp, Matt	.494
Hits:		RBI:		Stolen Bases:		Pinch-Hits:	
Davis, Willie	2,091	Garvey, Steve	992	Wills, Maury	490	Hansen, Dave	110
Garvey, Steve	1,968	Karros, Eric	976	Lopes, Davey	418	Mota, Manny	106
Russell, Bill	1,926	Davis, Willie	849	Davis, Willie	335	Gwynn, Chris	52
Wills, Maury	1,732	Cey, Ron	842	Sax, Steve	290	Saenz, Olmedo	49
Karros, Eric	1,608	Kemp, Matt	733	Butler, Brett	179	Webster, Mitch	43
Cey, Ron	1,378	Ethier, Andre	687	Kemp, Matt	170	Ethier, Andre	40
Ethier, Andre	1,367	Russell, Bill	627	Russell, Bill	167	Sharperson, Mike	39
Kemp, Matt	1,322	Baker, Dusty	586	Mondesi, Raul	140	Hatcher, Mickey	38
Sax, Steve	1,218	Guerrero, Pedro	585	Pierre, Juan	134	Monday, Rick	34
Lopes, Davey	1,204	Piazza, Mike	563	Gordon, Dee	130		



Former first baseman Eric Karros holds the distinction as Los Angeles' home run king (270).

Brooklyn/Los Angeles Career Top - 10 Pitching

Wins:		Games Started:		Complete Games:		Walks:	
Sutton, Don	233	Sutton, Don	533	Kennedy, Brickyard	279	Kennedy, Brickyard	1128
Drysdale, Don	209	Drysdale, Don	465	Vance, Dazzy	212	Sutton, Don	996
Vance, Dazzy	190	Kershaw, Clayton	376	Grimes, Burleigh	205	Valenzuela, Fernando	915
Kershaw, Clayton	185	Osteen, Claude	335	Rucker, Nap	186	Drysdale, Don	855
Kennedy, Brickyard	174	Kennedy, Brickyard	332	Drysdale, Don	167	Koufax, Sandy	817
Koufax, Sandy	165	Vance, Dazzy	326	Pfeffer, Jeff	157	Vance, Dazzy	764
Grimes, Burleigh	158	Valenzuela, Fernando	320	Sutton, Don	156	Grimes, Burleigh	744
Osteen, Claude	147	Koufax, Sandy	314	Koufax, Sandy	137	Martinez, Ramon	704
Valenzuela, Fernando	141	Podres, Johnny	310	Stein, Ed	136	Rucker, Nap	701
Podres, Johnny	136	Hershiser, Orel	309	McIntyre, Harry	119	Mungo, Van Lingle	697
Losses:		Strikeouts:		Innings Pitched:		Shutouts:	
Sutton, Don	181	Sutton, Don	2,696	Sutton, Don	3,816	Sutton, Don	52
Drysdale, Don	166	Kershaw, Clayton	2,670	Drysdale, Don	3,432	Drysdale, Don	49
Kennedy, Brickyard	150	Drysdale, Don	2,486	Kennedy, Brickyard	2,857.0	Koufax, Sandy	40
Rucker, Nap	134	Koufax, Sandy	2,396	Vance, Dazzy	2,758.0	Rucker, Nap	38
Vance, Dazzy	131	Vance, Dazzy	1,918	Kershaw, Clayton	2,454.2	Osteen, Claude	34
Osteen, Claude	126	Valenzuela, Fernando	1,759	Grimes, Burleigh	2,425.2	Vance, Dazzy	30
Grimes, Burleigh	121	Hershiser, Orel	1,456	Osteen, Claude	2,397.1	Valenzuela, Fernando	29
Valenzuela, Fernando	116	Podres, Johnny	1,331	Rucker, Nap	2,375.1	Pfeffer, Jeff	25
Hershiser, Orel	107	Martinez, Ramon	1,312	Valenzuela, Fernando	2,348.2	Hershiser, Orel	24
Podres, Johnny	104	Welch, Bob	1,292	Koufax, Sandy	2,324.1	Podres, Johnny	23
						Welch, Bob	23
Games:		Saves:		Hits:		Era (1,100+ Innings):	
Jansen, Kenley	702	Jansen, Kenley	350	Sutton, Don	3,291	Pfeffer, Jeff	2.31
Sutton, Don	550	Gagné, Eric	161	Kennedy, Brickyard	3,102	Rucker, Nap	2.42
Drysdale, Don	518	Shaw, Jeff	129	Drysdale, Don	3,084	Kershaw, Clayton	2.49
Brewer, Jim	474	Worrell, Todd	127	Vance, Dazzy	2,579	Koufax, Sandy	2.76
Perranoski, Ron	457	Brewer, Jim	125	Grimes, Burleigh	2,547	Smith, Sherry	2.91
Labine, Clem	425	Perranoski, Ron	101	Osteen, Claude	2,350	Drysdale, Don	2.95
Hough, Charlie	401	Howell, Jay	85	Valenzuela, Fernando	2,099	Scanlan, Doc	2.96
Koufax, Sandy	397	Broxton, Jonathan	84	Rucker, Nap	2,089	John, Tommy	2.97
Broxton, Jonathan	386	Labine, Clem	83	Podres, Johnny	2,009	Singer, Bill	3.03
Kennedy, Brickyard	381	Saito, Takashi	81	Hershiser, Orel	1,976	Osteen, Claude	3.09

Los Angeles Career Top 10 - Pitching

Wins:		Games Started:		Complete Games:		Walks:	
Sutton, Don	233	Sutton, Don	533	Drysdale, Don	156	Sutton, Don	996
Drysdale, Don	187	Drysdale, Don	424	Sutton, Don	156	Valenzuela, Fernando	915
Kershaw, Clayton	185	Kershaw, Clayton	344	Koufax, Sandy	133	Drysdale, Don	763
Koufax, Sandy	156	Osteen, Claude	335	Valenzuela, Fernando	107	Koufax, Sandy	709
Osteen, Claude	147	Valenzuela, Fernando	320	Osteen, Claude	100	Martinez, Ramon	704
Valenzuela, Fernando	141	Hershiser, Orel	309	Hershiser, Orel	65	Hershiser, Orel	667
Hershiser, Orel	135	Koufax, Sandy	286	Hooton, Burt	61	Kershaw, Clayton	606
Martinez, Ramon	123	Welch, Bob	267	Singer, Bill	52	Park, Chan Ho	596
Welch, Bob	115	Hooton, Burt	265	Podres, Johnny	50	Osteen, Claude	568
Hooton, Burt	112	Martinez, Ramon	262	Welch, Bob	47	Welch, Bob	565
Losses:		Strikeouts:		Innings Pitched:		Shutouts:	
Sutton, Don	181	Sutton, Don	2,696	Sutton, Don	3,816	Sutton, Don	52
Drysdale, Don	152	Kershaw, Clayton	2,670	Drysdale, Don	3,121	Drysdale, Don	45
Osteen, Claude	126	Drysdale, Don	2,283	Kershaw, Clayton	2,454.2	Koufax, Sandy	38
Valenzuela, Fernando	116	Koufax, Sandy	2,214	Osteen, Claude	2,397.1	Osteen, Claude	34
Hershiser, Orel	107	Valenzuela, Fernando	1,759	Valenzuela, Fernando	2,348.2	Valenzuela, Fernando	29
Welch, Bob	86	Hershiser, Orel	1,456	Hershiser, Orel	2,180.2	Hershiser, Orel	24
Kershaw, Clayton	84	Martinez, Ramon	1,312	Koufax, Sandy	2,119.2	Welch, Bob	23
Hooton, Burt	84	Welch, Bob	1,292	Hooton, Burt	1,861.0	Hooton, Burt	22
Koufax, Sandy	77	Nomo, Hideo	1,200	Welch, Bob	1,820.2	Martinez, Ramon	20
Martinez, Ramon	77	Park, Chan Ho	1,177	Martinez, Ramon	1,731.2	Singer, Bill	18
Games:		Saves:		Hits:		ERA (900+ Innings):	
Jansen, Kenley	605	Jansen, Kenley	350	Sutton, Don	3,291	Kershaw, Clayton	2.49
Sutton, Don	550	Gagné, Eric	161	Drysdale, Don	2,792	Koufax, Sandy	2.64
Brewer, Jim	474	Shaw, Jeff	129	Osteen, Claude	2,350	Messersmith, Andy	2.67
Drysdale, Don	459	Worrell, Todd	127	Valenzuela, Fernando	2,099	John, Tommy	2.97
Perranoski, Ron	457	Brewer, Jim	125	Hershiser, Orel	1,976	Drysdale, Don	2.98
Hough, Charlie	401	Perranoski, Ron	101	Kershaw, Clayton	1,715	Singer, Bill	3.03
Broxton, Jonathan	386	Howell, Jay	85	Hooton, Burt	1,659	Osteen, Claude	3.09
Hershiser, Orel	353	Broxton, Jonathan	84	Welch, Bob	1,631	Sutton, Don	3.09
Osteen, Claude	339	Saito, Takashi	81	Koufax, Sandy	1,572	Reuss, Jerry	3.11
Koufax, Sandy	335	Niedenfuer, Tom	64	Martinez, Ramon	1,518	Hershiser, Orel	3.12

Brooklyn/Los Angeles Single-Season Top 10 – Batting

At-Bats:

1. Wills, Maury	695 (1962)
2. Izturis, Cesar	670 (2004)
3. Pierre, Juan	668 (2007)
4. Furillo, Carl	667 (1951)
5. Davis, Tommy	665 (1962)
6. Garvey, Steve	659 (1975)
7. Garvey, Steve	658 (1980)
8. Furcal, Rafael	654 (2006)
9. Olson, Ivy	652 (1921)
10. Wills, Maury	650 (1965)

Plate Appearances:

1. Wills, Maury	759 (1962)
2. Reese, Pee Wee	743 (1949)
3. Furcal, Rafael	736 (2006)
4. Butler, Brett	730 (1991)
5. Pierre, Juan	729 (2007)
6. Izturis, Cesar	728 (2004)
7. Lopes, Davey	726 (1975)
8. Stanky, Eddie	726 (1945)
9. Furillo, Carl	724 (1951)
10. Butler, Brett	716 (1993)

Runs:

1. Collins, Hub	148 (1890)
2. Herman, Babe	143 (1930)
3. Griffin, Mike	140 (1895)
4. Keeler, Willie	140 (1899)
5. Griffin, Mike	136 (1897)
6. Daly, Tom	135 (1894)
7. Jones, Fielder	134 (1897)
8. Reese, Pee Wee	132 (1949)
9. Snider, Duke	132 (1953)
10. Wills, Maury	130 (1962)

Hits:

1. Herman, Babe	241 (1930)
2. Davis, Tommy	230 (1962)
3. Wheat, Zack	221 (1925)
4. O'doul, Lefty	219 (1932)
5. Herman, Babe	217 (1929)
6. Keeler, Willie	215 (1899)
7. Wheat, Zack	212 (1924)
8. Garvey, Steve	210 (1975)
9. Sax, Steve	210 (1986)
10. Keeler, Willie	209 (1901)

Batting Average: (3.1 PA/G)

1. Herman, Babe	.393 (1930)
2. Herman, Babe	.381 (1929)
3. Keeler, Willie	.377 (1899)
4. Wheat, Zack	.375 (1924)
5. Keeler, Willie	.368 (1900)
6. O'doul, Lefty	.368 (1932)
7. Piazza, Mike	.362 (1997)
8. Burns, Oyster	.361 (1894)
9. Wheat, Zack	.359 (1925)
10. Walker, Dixie	.357 (1944)

Singles:

1. Keeler, Willie	187 (1899)
2. Keeler, Willie	179 (1900)
3. Wills, Maury	179 (1962)
4. Keeler, Willie	176 (1901)
5. Davis, Willie	167 (1962)
6. Wills, Maury	165 (1965)
7. Pierre, Juan	164 (2007)
8. Stock, Milt	164 (1925)
9. Keeler, Willie	163 (1902)
10. Butler, Brett	162 (1991)

Doubles:

1. Frederick, John	52 (1929)
2. Green, Shawn	49 (2003)
3. Herman, Babe	48 (1930)
4. Parker, Wes	47 (1970)
5. Frederick, John	44 (1930)
6. Green, Shawn	44 (2000)
7. Seager, Corey	44 (2018)
8. Herman, Babe	43 (1931)
9. Galan, Augie	43 (1944)
10. Sax, Steve	43 (1986)

Triples:

1. Treadway, George	26 (1894)
2. Myers, Hy	22 (1920)
3. Brouthers, Dan	20 (1892)
4. Corcoran, Tom	20 (1894)
5. Sheppard, Jimmy	19 (1901)
6. Burns, Oyster	18 (1892)
7. Lumley, Harry	18 (1904)
8. Kelley, Joe	17 (1900)
9. Reiser, Pete	17 (1941)
10. Gilliam, Jim	17 (1953)

Home Runs:

1. Green, Shawn	49 (2001)
2. Beltre, Adrian	48 (2004)
3. Bellinger, Cody	47 (2019)
4. Snider, Duke	43 (1956)
5. Sheffield, Gary	43 (2000)
6. Snider, Duke	42 (1953)
7. Hodges, Gil	42 (1954)
8. Snider, Duke	42 (1955)
9. Green, Shawn	42 (2002)
10. Campanella, Roy	41 (1953)

RBI:

1. Davis, Tommy	153 (1962)
2. Campanella, Roy	142 (1953)
3. Snider, Duke	136 (1955)
4. Fournier, Jack	130 (1925)
5. Herman, Babe	130 (1930)
6. Hodges, Gil	130 (1954)
7. Snider, Duke	130 (1954)
8. Burns, Oyster	128 (1890)
9. Wright, Glenn	126 (1930)
10. Snider, Duke	126 (1953)
11. Kemp, Matt	126 (2011)

Total Bases:

1. Herman, Babe	416 (1930)
2. Snider, Duke	378 (1954)
3. Beltre, Adrian	376 (2004)
4. Snider, Duke	370 (1953)
5. Green, Shawn	370 (2001)
6. Davis, Tommy	356 (1962)
7. Piazza, Mike	355 (1997)
8. Kemp, Matt	353 (2011)
9. Bellinger, Cody	351 (2019)
10. Herman, Babe	348 (1929)

Stolen Bases:

1. Wills, Maury	104 (1962)
2. Wills, Maury	94 (1965)
3. Ward, Monte	88 (1892)
4. Collins, Hub	85 (1890)
5. Lopes, Davey	77 (1975)
6. Sheppard, Jimmy	67 (1903)
7. Gordon, Dee	64 (2014)
8. Pierre, Juan	64 (2007)
9. Lopes, Davey	63 (1976)
10. Lopes, Davey	59 (1974)

Walks:

1. Stanky, Eddie	148 (1945)
2. Stanky, Eddie	137 (1946)
3. Camilli, Dolph	119 (1938)
4. Reese, Pee Wee	116 (1949)
5. Galan, Augie	114 (1945)
6. Camilli, Dolph	110 (1939)
7. Wynn, Jimmy	110 (1975)
8. Butler, Brett	108 (1991)
9. Wynn, Jimmy	108 (1974)
10. Hodges, Gil	107 (1952)

Slugging Percentage:

1. Herman, Babe	.678 (1930)
2. Snider, Duke	.647 (1954)
3. Sheffield, Gary	.643 (2000)
4. Piazza, Mike	.638 (1997)
5. Beltre, Adrian	.629 (2004)
6. Bellinger, Cody	.629 (2019)
7. Snider, Duke	.628 (1955)
8. Snider, Duke	.627 (1953)
9. Herman, Babe	.612 (1929)
10. Campanella, Roy	.611 (1953)

On-Base Percentage:

1. Herman, Babe	.455 (1930)
2. Fournier, Jack	.440 (1952)
3. Robinson, Jackie	.438 (1949)
4. Moon, Wally	.438 (1960)
5. Sheffield, Gary	.438 (2000)
6. Herman, Babe	.436 (1929)
7. Stanky, Eddie	.436 (1946)
8. Robinson, Jackie	.436 (1951)
9. Walker, Dixie	.434 (1944)
10. Smith, Reggie	.432 (1977)

Extra-Base Hits:

1. Herman, Babe	94 (1930)
2. Snider, Duke	89 (1954)
3. Snider, Duke	84 (1953)
4. Green, Shawn	84 (2001)
5. Bellinger, Cody	84 (2019)
6. Frederick, John	82 (1929)
7. Snider, Duke	82 (1955)
8. Beltre, Adrian	80 (2004)
9. Snider, Duke	78 (1956)
10. Mondesi, Raul	77 (1997)
11. Herman, Babe	77 (1931)

Pinch-Hits:

1. Hansen, Dave	18 (1993)
2. Webster, Mitch	17 (1992)
3. Gautreaux, Sid	16 (1936)
4. Mota, Manny	15 (1974)
5. Goodson, Ed	15 (1976)
6. Mota, Manny	15 (1979)
7. Hansen, Dave	15 (2000)
8. Saenz, Olmedo	15 (2004)
9. Saenz, Olmedo	15 (2006)
10. Mota, Manny	14 (1977)
11. Whitfield, Terry	14 (1985)
12. Hatcher, Mickey	14 (1990)
13. Saenz, Olmedo	14 (2007)
14. Young, Delwyn	14 (2008)
15. Loretta, Mark	14 (2009)
16. Pierre, Juan	14 (2009)

Brooklyn/Los Angeles Single-Season Top 10 - Pitching

Games:

1. Marshall, Mike	106 (1974)
2. Quantrill, Paul	89 (2003)
3. Quantrill, Paul	86 (2002)
4. Belmel, Joe	83 (2007)
Broxton, Jonathan	83 (2007)
6. Martin, Tom	80 (2003)
7. Sanchez, Duaner	79 (2005)
8. Hough, Charlie	77 (1976)
Shaw, Jeff	77 (2001)
Gagné, Eric	77 (2002, '03)
Belsario, Ronald	77 (2013)

Games Started:

1. Terry, Bill	44 (1890)
Haddock, George	44 (1892)
Kennedy, Brickyard	44 (1893)
4. Lovett, Tom	43 (1891)
5. Stein, Ed	42 (1892)
Drysdale, Don	42 (1963)
Drysdale, Don	42 (1965)
8. 9 Tied With 41	

Complete Games:

1. Kennedy, Brickyard	40 (1893)
2. Lovett, Tom	39 (1890)
Lovett, Tom	39 (1891)
Haddock, George	39 (1892)
5. Terry, Bill	38 (1890)
Stein, Ed	38 (1892)
Stein, Ed	38 (1894)
Kennedy, Brickyard	38 (1898)
Jones, Oscar	38 (1904)
10. 2 Tied With 36	

Innings:

1. Kennedy, Brickyard	3822 (1893)
2. Haddock, George	3811 (1892)
3. Stein, Ed	3771 (1892)
4. Jones, Oscar	377.0 (1904)
5. Lovett, Tom	372.0 (1890)
6. Terry, Bill	370.0 (1890)
7. Lovett, Tom	365.2 (1891)
8. Kennedy, Brickyard	360.2 (1894)
9. Stein, Ed	359.0 (1894)
10. Donovan, Bill	351.0 (1901)

Wins:

1. Lovett, Tom	30 (1890)
2. Haddock, George	29 (1892)
Moginnity, Joe	29 (1900)
4. Hughes, Jim	28 (1899)
Vance, Dazzy	28 (1924)
6. Stein, Ed	27 (1892)
Stein, Ed	27 (1894)
Newcombe, Don	27 (1966)
Koufax, Sandy	27 (1966)
10. Terry, Bill	26 (1900)
Koufax, Sandy	26 (1965)

Winning Pct. (Min.15 Decisions):

1. Regan, Phil	.933 (14-1) 1966
2. Fitzsimmons, F.	.889 (16-2) 1940
3. Roe, Preacher	.880 (22-3) 1961
4. Kershaw, Clayton	.875 (21-3) 2014
5. Urias, Julio	.870 (20-3) 2021
6. Hershiser, Orel	.864 (19-3) 1985
Greinke, Zack	.864 (19-3) 2015
8. Wood, Alex	.842 (16-3) 2017
Perranoski, Ron	.842 (16-3) 1963
10. Koufax, Sandy	.833 (25-5) 1963

Strikeouts:

1. Koufax, Sandy	382 (1965)
2. Koufax, Sandy	317 (1966)
3. Koufax, Sandy	306 (1963)
4. Kershaw, Clayton	301 (2015)
5. Koufax, Sandy	269 (1961)
6. Vance, Dazzy	262 (1924)
7. Drysdale, Don	251 (1963)
8. Kershaw, Clayton	248 (2011)
9. Singer, Bill	247 (1969)
10. Drysdale, Don	246 (1960)

ERA (Min. 1.0 IP Per Team Game):

1. Marquard, Rube	1.58 (1916)
2. Greinke, Zack	1.66 (2015)
3. Garvin, Ned	1.68 (1904)
4. Koufax, Sandy	1.73 (1966)
5. Koufax, Sandy	1.74 (1964)
6. Kershaw, Clayton	1.77 (2014)
7. Kershaw, Clayton	1.83 (2013)
8. Wilhelm, Kaiser	1.87 (1908)
9. Koufax, Sandy	1.88 (1963)
10. Pfeffer, Jeff	1.91 (1916)

Shutouts:

1. Koufax, Sandy	11 (1963)
2. Sutton, Don	9 (1972)
3. Koufax, Sandy	8 (1965)
Drysdale, Don	8 (1968)
Valenzuela, Fernando	8 (1981)
Hershiser, Orel	8 (1988)
Belcher, Tim	8 (1989)
8. 5 Tied With 7	

Saves:

1. Gagné, Eric	55 (2003)
2. Gagné, Eric	52 (2002)
3. Jansen, Kenley	47 (2016)
4. Gagné, Eric	45 (2004)
5. Jansen, Kenley	44 (2014)
Worrell, Todd	44 (1996)
7. Shaw, Jeff	43 (2001)
8. Jansen, Kenley	41 (2017)
9. Saito, Takashi	39 (2007)
10. Jansen, Kenley	38 (2018)



2014 MVP Clayton Kershaw is in the top 10 for multiple single-season pitching records, including ERA, win percentage and strikeouts.

Los Angeles Single-Season Top 10 – Batting

At-Bats:

1. Wills, Maury	695 (1962)
2. Izturis, Cesar	670 (2004)
3. Pierre, Juan	668 (2007)
4. Davis, Tommy	665 (1962)
5. Garvey, Steve	659 (1975)
6. Garvey, Steve	658 (1980)
7. Furcal, Rafael	654 (2006)
8. Wills, Maury	650 (1965)
9. Garvey, Steve	648 (1979)
10. Garvey, Steve	646 (1977)

Runs:

1. Wills, Maury	130 (1962)
2. Green, Shawn	124 (2001)
3. Bellinger, Cody	121 (2019)
4. Davis, Tommy	120 (1962)
5. Kemp, Matt	115 (2011)
6. Furcal, Rafael	113 (2006)
7. Butler, Brett	112 (1991)
8. Green, Shawn	110 (2002)
9. Lopes, Davey	109 (1979)
10. Lopes, Davey	108 (1975)

Hits:

1. Davis, Tommy	230 (1962)
2. Garvey, Steve	210 (1975)
Sax, Steve	210 (1986)
4. Wills, Maury	208 (1962)
5. Garvey, Steve	204 (1979)
6. Green, Steve	202 (1978)
7. Piazza, Mike	201 (1997)
8. Garvey, Steve	200 (1974)
Garvey, Steve	200 (1976)
Garvey, Steve	200 (1980)
Beltre, Adrian	200 (2004)

Batting Average:

1. Piazza, Mike	.362 (1997)
2. Piazza, Mike	.346 (1995)
Davis, Tommy	.346 (1962)
4. Guerrero, Pedro	.338 (1987)
5. Piazza, Mike	.336 (1996)
6. Beltre, Adrian	.334 (2004)
7. Sax, Steve	.332 (1986)
8. Murray, Eddie	.330 (1990)
9. Moon, Wally	.328 (1961)
10. Davis, Tommy	.326 (1963)
Grudzielanek, Mark	.326 (1999)

Singles:

1. Wills, Maury	179 (1962)
2. Davis, Willie	167 (1962)
3. Wills, Maury	165 (1965)
4. Pierre, Juan	164 (2007)
5. Butler, Brett	162 (1991)
6. Sax, Steve	157 (1986)
7. Buckner, Bill	154 (1976)
8. Wills, Maury	151 (1964)
9. Wills, Maury	150 (1961)
10. Butler, Brett	149 (1993)
Wills, Maury	149 (1971)

Doubles:

1. Green, Shawn	49 (2003)
2. Parker, Wes	47 (1970)
3. Green, Shawn	44 (2000)
Seager, Corey	44 (2019)
Sax, Steve	43 (1986)
6. Mondesi, Raul	42 (1997)
Ethier, Andre	42 (2009)
8. González, Adrián	41 (2014)
Loney, James	41 (2010)
10. Mondesi, Raul	40 (1996)
Karros, Eric	40 (1999)
Seager, Corey	40 (2016)

Triples:

1. Davis, Willie	16 (1970)
2. Gordon, Dee	12 (2014)
Lofton, Kenny	12 (2006)
4. Butler, Brett	11 (1992)
Moon, Wally	11 (1959)
Neal, Charlie	11 (1959)
7. Butler, Brett	10 (1993)
Wills, Maury	10 (1961)
Davis, Willie	10 (1962)
Wills, Maury	10 (1962)
Davis, Willie	10 (1968)
Davis, Willie	10 (1971)

Home Runs:

1. Green, Shawn	49 (2001)
2. Beltre, Adrian	48 (2004)
3. Bellinger, Cody	47 (2019)
4. Sheffield, Gary	43 (2000)
5. Green, Shawn	42 (2002)
6. Piazza, Mike	40 (1997)
7. Bellinger, Cody	39 (2017)
Kemp, Matt	39 (2011)
9. Piazza, Mike	36 (1996)
Sheffield, Gary	36 (2001)
Pederson, Joe	36 (2019)
Muncy, Max	36 (2021)

RBI:

1. Davis, Tommy	153 (1962)
2. Kemp, Matt	126 (2011)
3. Green, Shawn	125 (2001)
4. Piazza, Mike	124 (1997)
5. Beltre, Adrian	121 (2004)
6. Howard, Frank	119 (1962)
7. González, Adrián	116 (2014)
8. Garvey, Steve	115 (1977)
Bellinger, Cody	115 (2019)
10. Green, Shawn	114 (2002)

Total Bases:

1. Beltre, Adrian	376 (2004)
2. Green, Shawn	370 (2001)
3. Davis, Tommy	356 (1962)
4. Piazza, Mike	355 (1997)
5. Kemp, Matt	353 (2011)
6. Bellinger, Cody	351 (2019)
7. Mondesi, Raul	333 (1997)
9. Green, Shawn	325 (2002)
9. Garvey, Steve	322 (1977)
Garvey, Steve	322 (1979)
Sheffield, Gary	322 (2000)

Stolen Bases:

1. Wills, Maury	104 (1962)
2. Wills, Maury	94 (1965)
3. Lopes, Davey	77 (1975)
4. Gordon, Dee	64 (2014)
Pierre, Juan	64 (2007)
6. Lopes, Davey	63 (1976)
7. Lopes, Davey	59 (1974)
8. Sax, Steve	56 (1983)
9. Wills, Maury	53 (1964)
10. Young, Eric	51 (1999)

Walks:

1. Wynn, Jimmy	110 (1975)
2. Butler, Brett	108 (1991)
Wynn, Jimmy	108 (1974)
4. Smith, Reggie	104 (1977)
Sheffield, Gary	104 (1999)
6. Sheffield, Gary	101 (2000)
7. Lopes, Davey	97 (1979)
8. Gilliam, Jim	96 (1959)
Gilliam, Jim	96 (1960)
Cey, Ron	96 (1978)

Slugging Percentage:

1. Sheffield, Gary	.643 (2000)
2. Piazza, Mike	.638 (1997)
3. Beltre, Adrian	.629 (2004)
Bellinger, Cody	.629 (2019)
5. Piazza, Mike	.606 (1995)
6. Green, Shawn	.598 (2001)
7. Kemp, Matt	.586 (2011)
8. Seager, Corey	.585 (2020)
9. Sheffield, Gary	.583 (2001)
10. Bellinger, Cody	.581 (2017)

On-Base Percentage:

1. Moon, Wally	.438 (1960)
Sheffield, Gary	.438 (2000)
3. Smith, Reggie	.432 (1977)
4. Piazza, Mike	.431 (1997)
5. Guerrero, Pedro	.425 (1985)
6. Piazza, Mike	.422 (1996)
7. Guerrero, Pedro	.421 (1987)
8. Sheffield, Gary	.417 (2001)
9. Turner, Justin	.415 (2017)
10. Murray, Eddie	.414 (1990)

Extra-Base Hits:

1. Green, Shawn	84 (2001)
Bellinger, Cody	84 (2019)
3. Beltre, Adrian	80 (2004)
4. Mondesi, Raul	77 (1997)
5. Ethier, Andre	76 (2009)
Kemp, Matt	76 (2011)
7. Karros, Eric	74 (1999)
Green, Shawn	74 (2002)
9. Piazza, Mike	73 (1997)
10. Green, Shawn	72 (2000)

Pinch-Hits:

1. Hansen, Dave	18 (1993)
2. Webster, Mitch	17 (1992)
3. Mota, Manny	15 (1974)
Goodson, Ed	15 (1976)
Mota, Manny	15 (1979)
Hansen, Dave	15 (2000)
Saenz, Olmedo	15 (2004)
Saenz, Olmedo	15 (2006)
9. 7 Players With 14	



Steve Sax's name can be found in several L.A. Dodger single-season record books.

Los Angeles Single-Season Top 10 – Pitching

Games:

1. Marshall, Mike	106 (1974)
2. Quantrill, Paul	89 (2003)
3. Quantrill, Paul	86 (2002)
4. Beimel, Joe	83 (2007)
Broxton, Jonathan	83 (2007)
6. Martin, Tom	80 (2003)
7. Sanchez, Duane	79 (2005)
8. Hough, Charlie	77 (1976)
Shaw, Jeff	77 (2001)
Gagné, Eric	77 (2002)
Gagné, Eric	77 (2003)
Belisario, Ronald	77 (2013)

Games Started:

1. Drysdale, Don	42 (1963)
Drysdale, Don	42 (1965)
3. Drysdale, Don	41 (1962)
Koufax, Sandy	41 (1965)
Koufax, Sandy	41 (1966)
Osteen, Claude	41 (1969)
Sutton, Don	41 (1969)
8. 8 Tied With 40	

Complete Games:

1. Koufax, Sandy	27 (1965)
Koufax, Sandy	27 (1966)
3. Drysdale, Don	21 (1964)
4. Koufax, Sandy	20 (1963)
Drysdale, Don	20 (1965)
Valenzuela, Fernando	20 (1986)
7. Drysdale, Don	19 (1962)
Messersmith, Andy	19 (1975)
9. Sutton, Don	18 (1972)
Valenzuela, Fernando	18 (1982)

Innings:

1. Koufax, Sandy	335.2 (1965)
2. Koufax, Sandy	323.0 (1966)
3. Messersmith, Andy	322.0 (1975)
4. Drysdale, Don	321.1 (1964)
5. Osteen, Claude	321.0 (1969)
Singer, Bill	316.0 (1969)
7. Drysdale, Don	315.1 (1963)
8. Drysdale, Don	314.1 (1962)
9. Koufax, Sandy	311.0 (1963)
10. Drysdale, Don	308.1 (1965)

Wins:

1. Koufax, Sandy	27 (1966)
2. Koufax, Sandy	26 (1965)
3. Drysdale, Don	25 (1962)
Koufax, Sandy	25 (1963)
5. Hershiser, Orel	23 (1988)
Drysdale, Don	23 (1965)
7. Sutton, Don	21 (1976)
Valenzuela, Fernando	21 (1986)
Kershaw, Clayton	21 (2011)
Kershaw, Clayton	21 (2014)

Winning Pct. (Minimum 15 Decisions):

1. Regan, Phil	.933 (14-1) 1966
2. Kershaw, Clayton	.875 (21-3) 2014
3. Urias, Julio	.870 (20-3) 2021
4. Hershiser, Orel	.864 (19-3) 1985
Greinke, Zack	.864 (19-3) 2015
6. Wood, Alex	.842 (16-3) 2017
Perranoski, Ron	.842 (16-3) 1963
8. Koufax, Sandy	.833 (25-5) 1963
9. Kershaw, Clayton	.818 (18-4) 2017
10. John, Tommy	.813 (13-3) 1974

Strikeouts:

1. Koufax, Sandy	382 (1965)
2. Koufax, Sandy	317 (1966)
3. Koufax, Sandy	306 (1963)
4. Kershaw, Clayton	301 (2015)
5. Koufax, Sandy	269 (1961)
6. Drysdale, Don	251 (1963)
7. Kershaw, Clayton	248 (2011)
8. Singer, Bill	247 (1969)
9. Drysdale, Don	246 (1960)
10. Drysdale, Don	242 (1959)
Valenzuela, Fernando	242 (1986)

ERA (Min. 10 IP Per Team Game):

1. Greinke, Zack	1.66 (2015)
2. Koufax, Sandy	1.73 (1966)
3. Koufax, Sandy	1.74 (1964)
4. Kershaw, Clayton	1.77 (2014)
5. Kershaw, Clayton	1.83 (2013)
6. Koufax, Sandy	1.88 (1963)
7. Hershiser, Orel	2.03 (1985)
8. Koufax, Sandy	2.04 (1965)
9. Sutton, Don	2.08 (1972)
10. Kershaw, Clayton	2.13 (2015)

Shutouts:

1. Koufax, Sandy	11 (1963)
2. Sutton, Don	9 (1972)
3. Koufax, Sandy	8 (1965)
Drysdale, Don	8 (1968)
Valenzuela, Fernando	8 (1981)
Hershiser, Orel	8 (1988)
Belcher, Tim	8 (1989)
8. Koufax, Sandy	7 (1964)
Drysdale, Don	7 (1965)
Osteen, Claude	7 (1969)
Messersmith, Andy	7 (1975)

Saves:

1. Gagné, Eric	55 (2003)
2. Gagné, Eric	52 (2002)
3. Jansen, Kenley	47 (2016)
4. Gagné, Eric	45 (2004)
5. Jansen, Kenley	44 (2014)
Worrell, Todd	44 (1996)
7. Shaw, Jeff	43 (2001)
8. Jansen, Kenley	41 (2017)
9. Saito, Takashi	39 (2007)
10. Jansen, Kenley	38 (2018)
Jansen, Kenley	38 (2021)

H I S T O R Y A N D R E C O R D S

Los Angeles Team Totals 1958-2021

Figures in parentheses indicate rank in league; T is for tie

	1958	1959	1960	1961	1962	1963	1964	1965	1966	1967	1968	1969
Games	154	156	154	154	165	162	162	162	162	162	162	162
Runs	668 (5)	705 (3T)	662 (4)	735 (2)	842 (2)	640 (6)	614 (8)	608 (8)	606 (8)	519 (9)	470 (10)	645 (7T)
Hits	1297 (8)	1380 (6)	1333 (4)	1358 (7)	1510 (4)	1361 (5)	1375 (7)	1329 (7)	1399 (7)	1285 (10)	1234 (9)	1405 (4)
Stolen Bases	73 (1)	84 (1)	95 (1)	86 (1)	198 (1)	124 (1)	141 (1)	172 (1)	94 (2)	56 (8)	57 (7)	80 (3)
Batting Average	.251 (8)	.257 (6)	.255 (3T)	.262 (5)	.268 (4T)	.251 (4)	.250 (6)	.245 (7)	.256 (5)	.236 (10)	.230 (8)	.254 (4)
Opponent Runs	761 (1)	670 (3)	593 (1T)	697 (6)	697 (6)	550 (1)	572 (2)	521 (1)	490 (1)	595 (5)	509 (3)	561 (3)
Los Angeles HR	172 (2)	148 (5)	126 (5)	157 (5)	140 (5)	110 (7)	79 (9)	78 (10)	108 (8T)	82 (10)	67 (9)	97 (11)
Opponent HR	173 (8)	157 (7)	154 (8)	167 (8)	115 (2)	111 (3)	88 (1)	127 (5)	84 (1)	93 (2)	65 (1)	122 (8)
Staff ERA	4.47 (8)	3.79 (3)	3.40 (1)	4.04 (6)	3.62 (3)	2.85 (1)	2.95 (1)	2.81 (1)	2.62 (1)	3.21 (5)	2.69 (2)	3.09 (3)
Saves	31 (2)	26 (1T)	20 (7)	35 (2)	46 (1)	29 (6)	27 (8)	34 (5T)	35 (3T)	24 (7)	31 (5)	31 (6)
Double Plays	198 (1)	154 (4)	142 (4)	162 (5)	144 (9T)	129 (7)	126 (9)	135 (8)	128 (9)	144 (6)	144 (4T)	180 (1)
Fielding Pct.	.975 (6T)	.981 (1)	.979 (1)	.975 (5T)	.970 (9)	.975 (6T)	.973 (8T)	.979 (2T)	.979 (3)	.975 (8T)	.977 (6)	.980 (2T)

	1970	1971	1972	1973	1974	1975	1976	1977	1978	1979	1980	1981
Games	161	162	156	161	162	162	162	162	162	162	163	110
Runs	749 (4)	663 (4)	584 (7)	675 (6)	798 (1)	648 (8)	608 (9)	769 (3)	727 (1)	739 (2)	663 (6)	450 (4)
Hits	156 (2)	1469 (3)	1349 (5)	1473 (2)	1510 (2)	1355 (9)	1369 (7)	1484 (6)	1425 (2T)	1443 (7)	1459 (4)	984 (2)
Stolen Bases	138 (1)	76 (5)	82 (6)	109 (3)	149 (2)	138 (2)	144 (3)	114 (7)	137 (5T)	106 (8)	123 (8)	73 (10)
Batting Average	.270 (1T)	.266 (3)	.256 (6)	.263 (2)	.272 (2)	.248 (9)	.251 (6T)	.266 (5T)	.264 (1T)	.263 (7)	.263 (4)	.262 (4)
Opponent Runs	684 (5)	587 (4)	527 (2)	565 (1)	571 (1)	534 (1)	543 (1)	527 (2)	573 (1)	717 (9)	591 (2)	356 (2)
Los Angeles HR	87 (12)	95 (9T)	98 (9T)	110 (10)	561 (1)	534 (1)	543 (2)	582 (1)	573 (1)	717 (9)	591 (2)	356 (2)
Opponent HR	164 (1)	110 (6)	83 (1)	129 (2)	12 (8)	104 (8)	97 (8T)	119 (4)	107 (6)	101 (3)	105 (7)	54 (3)
Staff ERA	3.82 (5)	3.23 (3T)	2.78 (1)	3.00 (1)	2.97 (1)	2.92 (1)	3.02 (2)	3.22 (1)	3.12 (1)	3.83 (7)	3.24 (2)	3.01 (2)
Saves	42 (3)	33 (3)	29 (6)	38 (6T)	23 (5)	21 (1)	28 (7)	39 (4T)	38 (4T)	34 (6T)	42 (2)	24 (5T)
Double Plays	135 (10)	159 (5)	145 (6)	166 (2)	122 (12)	106 (12)	154 (5)	100 (3)	136 (7)	123 (11T)	149 (5T)	101 (6)
Fielding Percentage	.978 (4T)	.979 (6T)	.974 (10T)	.981 (2T)	.975 (7T)	.979 (2T)	.980 (3)	.981 (2T)	.978 (4T)	.981 (2)	.981 (2T)	.980 (3T)

	1982	1983	1984	1985	1986	1987	1988	1989	1990	1991	1992	1993
Games	162	162	162	162	162	162	162	160	162	162	162	162
Runs	691 (4)	654 (8)	580 (12)	682 (5)	638 (9)	635 (12)	628 (6T)	554 (12)	728 (3)	665 (5)	548 (12)	675 (2)
Hits	1477 (2)	1358 (8)	1313 (12)	1432 (3)	1373 (9)	1389 (11)	1346 (6)	1313 (11)	1436 (4)	1366 (5T)	1333 (10)	1458 (8)
Stolen Bases	151 (6T)	166 (3)	109 (10)	136 (5)	155 (5)	128 (9)	131 (6)	81 (12)	141 (6)	126 (5)	142 (3)	126 (5)
Batting Average	.264 (2T)	.250 (7T)	.244 (11T)	.261 (2T)	.251 (9)	.252 (12)	.248 (5T)	.240 (10)	.262 (4)	.253 (6)	.248 (9)	.261 (10)
Opponent Runs	612 (2)	609 (1)	600 (3)	579 (3)	678 (5)	675 (2)	544 (2)	536 (1)	685 (7)	565 (1)	636 (7)	662 (4)
Los Angeles HR	138 (2)	146 (1)	102 (8)	129 (4)	130 (7)	125 (8)	99 (8)	89 (11)	128 (6)	108 (9)	72 (12)	130 (10)
Opponent HR	81 (1)	97 (2T)	76 (1)	102 (3)	115 (2)	130 (2)	84 (2)	95 (2)	137 (1)	96 (1)	82 (1)	103 (2)
Staff ERA	3.28 (1)	3.10 (1)	3.17 (2)	2.96 (1)	3.76 (5)	3.72 (2)	2.96 (2)	2.95 (1)	3.72 (7)	3.06 (1)	3.41 (6)	3.50 (3)
Saves	28 (12)	40 (8)	27 (1)	36 (8)	25 (12)	32 (11T)	49 (1)	36 (9)	29 (12)	40 (7T)	29 (12)	36 (10)
Double Plays	131 (9)	132 (8)	146 (6)	131 (11)	118 (11)	144 (6)	126 (11)	153 (1)	123 (10)	126 (8)	136 (5)	141 (9T)
Fielding Percentage	.979 (5T)	.974 (11)	.975 (10T)	.974 (12)	.971 (12)	.975 (12)	.977 (10)	.981 (3)	.979 (6T)	.980 (7)	.972 (12)	.979 (7T)

	1994	1995	1996	1997	1998	1999	2000	2001	2002	2003	2004	2005
Games	114	144	162	162	162	162	162	160	162	162	162	162
Runs	532 (7)	634 (10)	703 (12)	742 (7)	669 (12)	793 (11)	798 (8)	758 (9)	713 (7)	574 (16)	761 (9)	685 (12)
Hits	1055 (6)	1303 (7)	1395 (13)	1488 (4)	1374 (14)	1480 (9)	1408 (14)	1399 (11)	1464 (5)	1328 (15)	1450 (9)	1374 (15)
Stolen Bases	74 (8)	127 (5)	124 (6)	131 (7T)	137 (3)	167 (2)	95 (9)	89 (8T)	96 (6)	80 (6)	102 (5)	58 (15)
Batting Average	.270 (6)	.264 (7)	.262 (13)	.268 (4)	.262 (13)	.266 (10)	.267 (12)	.255 (11)	.264 (5)	.243 (16)	.262 (10)	.253 (15)
Opponent Runs	509 (7)	609 (2)	652 (2)	645 (2)	678 (5)	787 (8)	729 (2)	744 (7)	643 (3)	556 (1)	684 (4)	755 (12)
Los Angeles HR	116 (7)	140 (7)	150 (6)	174 (2T)	159 (8T)	187 (8)	211 (4)	200 (6)	156 (11)	124 (15)	203 (4)	149 (11)
Opponent HR	90 (2)	125 (3)	125 (3)	163 (9)	135 (2)	192 (10)	176 (7)	184 (7)	165 (9)	127 (1)	178 (10)	182 (12)
Staff ERA	4.17 (9)	3.86 (2)	3.46 (1)	3.62 (4T)	3.81 (5)	4.45 (7)	4.10 (2)	4.25 (8)	3.69 (3)	3.16 (1)	4.01 (4)	4.38 (12)
Saves	20 (14)	37 (7)	50 (2)	45 (3T)	47 (3)	37 (1)	36 (11)	46 (5T)	56 (2)	58 (1)	51 (3)	40 (9)
Double Plays	104 (9)	120 (10T)	143 (12T)	104 (14)	154 (8)	137 (12)	151 (7T)	138 (9T)	134 (15)	164 (2)	145 (6)	141 (11)
Fielding Percentage	.980 (8T)	.976 (14)	.980 (5T)	.981 (8)	.978 (13)	.978 (12T)	.978 (13T)	.981 (12T)	.985 (3T)	.981 (10T)	.988 (1)	.983 (10)

	2006	2007	2008	2009	2010	2011	2012	2013	2014	2015	2016	2017	2018
Games	162	162	162	162	162	161	162	162	162	162	162	162	163
Runs	820 (4)	735 (10)	700 (13)	780 (4)	667 (11)	644 (9)	637 (13)	649 (7)	718 (2)	667 (8)	726 (7)	770 (6)	804 (1)
Hits	1552 (1)	1544 (4)	1455 (6)	1511 (1)	1388 (10)	1395 (9)	1369 (9)	1447 (4)	1476 (2)	1346 (13)	1376 (11)	1347 (13)	1394 (7)
Stolen Bases	128 (2)	137 (3)	126 (4)	116 (3)	92 (8T)	128 (4)	104 (8)	78 (7T)	138 (1)	59 (13)	45 (13)	77 (8T)	75 (9)
Batting Average	.278 (1)	.275 (2T)	.264 (5)	.270 (1)	.252 (10)	.257 (6)	.252 (6)	.264 (3)	.265 (2)	.250 (10)	.249 (11)	.249 (11)	.250 (8)
Opponent Runs	751 (4)	727 (4)	648 (1)	611 (1T)	682 (8)	612 (5)	597 (3)	582 (3)	617 (7)	586 (2)	638 (5)	580 (1)	610 (1)
Los Angeles HR	153 (5)	129 (5)	137 (3)	145 (11)	130 (15)	117 (12)	116 (15)	138 (10)	134 (6)	187 (1)	189 (8)	221 (4)	235 (1)
Opponent HR	152 (1)	146 (3)	123 (1)	127 (3)	134 (3T)	132 (6)	122 (1)	127 (4T)	142 (1)	145 (5T)	165 (7)	184 (5)	179 (9)
Staff ERA	4.23 (4)	4.20 (6)	3.68 (1)	3.41 (1)	4.01 (8)	3.54 (5)	3.34 (2T)	3.25 (2)	3.40 (4)	3.44 (5)	3.70 (5)	3.38 (1)	3.38 (1)
Saves	40 (7)	43 (5)	36 (11)	44 (4)	41 (5T)	40 (12T)	40 (10)	46 (4)	47 (4)	47 (5)	47 (4)	51 (2)	48 (3)
Double Plays	174 (2)	160 (4)	124 (8)	134 (12T)	124 (14)	121 (16)	138 (7)	160 (3)	145 (7T)	133 (11)	101 (16)	131 (13)	111 (15)
Fielding Percentage	.982 (10T)	.981 (14)	.984 (7)	.986 (4)	.984 (6T)	.986 (3)	.984 (5)	.982 (12)	.983 (9T)	.988 (1)	.986 (3)	.985 (6T)	.983 (9T)

	2019	2020	2021
Games	162	60	162
Runs	886 (1)	349 (1)	830 (1)
Hits	1444 (7)	523 (5)	1330 (5)
Stolen Bases	57 (11)	29 (16)	66 (9)
Batting Average	.527 (1)	.256 (8)	.244 (5)
Opponent Runs	613 (1)	213 (1)	561 (1)
Los Angeles HR	279 (1)	118 (1)	237 (3)
Opponent HR	185 (1)	66 (1)	161 (3)
Staff ERA	3.37 (1)	3.02 (1)	3.01 (1)
Saves	44 (6T)	15 (4)	56 (T-1)
Double Plays	118 (13)	6 (3)	94 (15)
Fielding Percentage	.962 (12)	.951 (7)	.985 (6)

Los Angeles Batting Leaders 1958-2021

Year	Games	Runs	Hits	Singles	Doubles	Triples
1958	Gillam (147)	Neal (87)	Gillam (145)	Gillam (113)	Gillam (25)	Roseboro (9)
1959	Neal (151)	Neal (103)	Neal (177)	Gillam (131)	Neal (30)	Moon, Neal (11)
1960	Gillam (151)	Gillam (96)	Wills (152)	Wills (135)	Larker (26)	Moon (6)
1961	Wills (148)	Wills (105)	Wills (173)	Wills (150)	Gillam (26)	Wills (10)
1962	Wills (165) ***	Wills (130)	T. Davis (230)*	Wills (179)*	T. Davis (27)	Wills, W. Davis (10)
1963	W. Davis (156)	Wills (83)	T. Davis (181)	T. Davis (143)	Gillam (27)	W. Davis (8)
1964	Wills (158)	W. Davis (91)	W. Davis (180)	Wills (151)	Roseboro (24)	W. Davis (7)
1965	Wills, Fairly (158)	Wills (92)	Wills (186)	Wills (165)*	Fairly (28)	Wills, Parker (7)
1966	Parker (156)	W. Davis (74)	W. Davis (177)	Wills (145)	W. Davis (31)	W. Davis (6)
1967	Fairly (153)	W. Davis (65)	W. Davis (146)	W. Davis (102)	Fairly (19)	W. Davis (9)
1968	W. Davis (160)	W. Davis (86)	W. Davis (161)	W. Davis (120)	Haller (27)	W. Davis (10)
1969	Sizemore (159)	Parker (76)	Sizemore (160)	Sizemore (131)	Davis, Parker (23)	W. Davis, Wills (8)
1970	Parker (161)*	W. Davis, Grabarkewitz (92)	Parker (196)	Parker (135)	Parker (47)*	W. Davis (16)*
1971	W. Davis (158)	W. Davis (84)	W. Davis (198)	Wills (149)	W. Davis (33)	W. Davis (10)
1972	W. Davis (149)	W. Davis (81)	W. Davis (178)	W. Davis (130)	W. Davis (22)	W. Davis (7)
1973	Russell (162)†	Ferguson (84)	W. Davis (171)	Buckner, Russell (130)	W. Davis (29)	W. Davis (9)
1974	Russell (160)	Wynn (104)	Garvey (200)	Garvey (144)	Garvey (32)	Paciorek, Russell (6)
1975	Garvey (160)	Lopes (108)	Garvey (210)	Garvey (148)	Garvey (38)	Garvey (6)
1976	Garvey (162)	Garvey (85)	Garvey (200)	Buckner (158)	Garvey (37)	Lopes (7)
1977	Garvey (162)*	Smith (104)	Garvey (192)	Russell (138)	Russell (28)	Russell (6)
1978	Garvey (162)*	Lopes (93)	Garvey (202)*	Russell (140)	Garvey (36)	Garvey (9)
1979	Garvey (162)	Lopes (109)	Garvey (204)	Garvey (143)	Garvey (32)	Lopes (6)
1980	Garvey (163)*	Cey (81)	Garvey (200)*	Garvey (146)	Garvey (27)	Baker, Law (4)
1981	Garvey (110)*	Garvey (63)	Baker (128)	Baker (99)	Garvey (23)	Landreaux (4)
1982	Garvey (162)*	Sax (88)	Sax (180)	Sax (146)	Garvey (35)	Sax, Landreaux (7)
1983	Guerrero (160)	Sax (94)	Sax (175)	Sax (147)	Guerrero (28)	Guerrero, Thomas (6)
1984	Sax (145)	Guerrero (85)	Guerrero (162)	Guerrero (113)	Guerrero (29)	Landreaux (5)
1985	Landreaux (147)	Guerrero (99)	Guerrero (156)	Sax (123)	Marshall (27)	Duncan (6)
1986	Sax (157)	Sax (91)	Sax (210)	Sax (157)	Sax (43)	Sax (4)
1987	Sax (157)	Guerrero (89)	Guerrero (184)	Sax (136)	Soloscia, Shelby (26)	Sax (7)
1988	Sax (160)	Gibson (106)	Sax (175)	Sax (147)*	Gibson (28)	Shelby (6)
1989	Murray (160)	Murray (66)	Randolph (155)	Randolph (136)	Hamilton (35)	Gibson, Gonzalez, Griffen, Hatcher (2)
1990	Murray (155)	Murray (96)	Murray (184)	Murray (133)	Brooks (28)	Harris (4)
1991	Butler (161)*	Butler (112)*	Butler (162)	Butler (162)*	Murray (23)	Samuels (6)
1992	Butler (157)	Butler (86)	Butler (171)	Butler (143)*	Karros (30)	Butler (11)
1993	Karros, Offerman (157)	Piazza (81)	Butler (161)	Butler (149)*	Snyder (33)	Butler (10)
1994	Walach (113)	Butler (79)	Mondesi (133)	Butler (101)	Mondesi (27)	Butler (9)
1995	Karros (143)	Mondesi (91)	Karros (164)	Piazza (101)	Karros (29)	Mondesi, Offerman (6)
1996	Mondesi (157)	Mondesi (98)	Mondesi (188)	Piazza (132)	Mondesi (42)	DeShields (8)
1997	Karros (162)*	Piazza (104)	Piazza (201)	Piazza (128)	Mondesi (40)	Guerrero (9)
1998	Mondesi (148)	Mondesi (85)	Mondesi (162)	Karros (106)	Mondesi (26)	Mondesi (5)
1999	Mondesi (159)	Sheffield (103)	Karros (176)	Grudzielanek (124)	Karros (40)	Beltre, Mondesi
2000	Green (162)*	Sheffield (105)	Grudzielanek (172)	Grudzielanek (124)	Grudzielanek (5)	Grudzielanek, Cora (6)
2001	Green (161)	Green (124)	Green (184)	Green (100)	Green (31)	Goodwin (5)
2002	Beltre (159)	Green (110)	Green (166)	Lo Duca (114)	Lo Duca (38)	Roberts (7)
2003	Green (160)	Green (84)	Green (171)	Lo Duca (112)	Green (49)	Izturis (6)
2004	Izturis (159)	Beltre (104)	Beltre (200)	Izturis (148)	Izturis, Beltre (32)	Izturis (9)
2005	Kent (149)	Kent (100)	Kent (160)	Kent (95)	Kent (36)	Repko (3)
2006	Furcal (159)	Furcal (113)	Furcal (196)	Furcal (140)	Draw (34)	Lofton (2)
2007	Pierre (162)	Pierre (96)	Pierre (196)	Pierre (164)	Kent (36)	Pierre (8)
2008	Loney (161)	Kemp (93)	Kemp (176)	Loney (118)	Ethier, Kemp (38)	Loney (6)
2009	Ethier (160)	Kemp (97)	Kemp (180)	Furcal (123)	Ethier (42)	Pierre (8)
2010	Kemp (162)	Kemp (82)	Loney (157)	Loney (104)	Loney (41)	Furcal (7)
2011	Kemp (161)	Kemp (115)	Kemp (195)	Kemp (118)	Kemp (33)	Carroll, Gwynn (6)
2012	Ethier (149)	Ethier (79)	Ethier (158)	Ethier (101)	Ethier (36)	Gwynn (4)
2013	Gonzalez (157)	Gonzalez (69)	Gonzalez (171)	Gonzalez (117)	Ethier (33)	Crawford (3)
2014	Gonzalez (157)	Gordon/Puig (92)	Gordon (176)	Gordon (138)	Gonzalez (41)	Gordon (12)
2015	Gonzalez (156)	Gonzalez (76)	Gonzalez (157)	Kendrick (104)	Gonzalez (33)	Ethier (7)
2016	Seager (157)	Seager (105)	Seager (193)	Seager (122)	Seager (40)	Seager (5)
2017	Puig (152)	Bellinger (87)	Seager (159)	Seager (104)	Taylor (34)	Taylor (5)
2018	Bellinger (162)	Taylor (85)	Bellinger (145)	Kemp (88)	Taylor (35)	Taylor (8)
2019	Bellinger (156)	Bellinger (121)	Bellinger (170)	Turner (88)	Seager (44)+	Taylor (4)
2020	Muncy (58)	Betts (47)	Seager (65)	Betts (38)	Seager (12)	Taylor (2)
2021	J. Turner (151)	Muncy (95)	J. Turner (148)	J. Turner (99)	Betts (29)	Lux, Taylor (4)
L.A. Record	Wills (165)	Wills (130)	T. Davis (230)	Wills (179)	Green (49)	W. Davis (16)

H I S T O R Y A N D R E C O R D S

Los Angeles Batting Leaders 1958-2021 (Continued)

Year	Home Runs	Total Bases	RBI	Base on Balls	Hit by Pitch	Strikeouts
1958	Neal, Hodges (22)	Neal (207)	Furillo (83)	Gilliam (78)	Neal (5)	Zimmer (92)
1959	Hodges (25)	Neal (286)	Snider (88)	Gilliam (96)*	Demeter (6)	Hodges (92)
1960	Howard (23)	Moon (212)	Larker (78)	Gilliam (96)	Roseboro (4)	Howard (108)
1961	Roseboro (18)	Moon (234)	Moon (88)	Moon (89)	W. Davis (5)	Moon (79)
1962	Howard (31)	T. Davis (356)	T. Davis (153) *	Gilliam (93)	Roseboro (7)	Howard (108)
1963	Howard (28)	T. Davis (254)	T. Davis (88)	Gilliam (60)	T. Davis, Howard (4)	Howard (116)
1964	Howard (24)	W. Davis (253)	T. Davis (86)	Fairly (65)	Roseboro, T. Davis (4)	Howard (113)
1965	Lefebvre, Johnson (12)	Wills (214)	Fairly (70)	Fairly (76)	Johnson (16)	Parker (95)
1966	Lefebvre (24)	W. Davis (253)	Lefebvre (74)	Parker (69)	Johnson (14)	Parker (83)
1967	Ferrara (16)	W. Davis (209)	Fairly (55)	Parker (65)	Hunt (10)	Parker (83)
1968	Gabrielson (10)	W. Davis (226)	Haller (53)	Parker (49)	Fairly (4)	W. Davis (88)
1969	Kosco (19)	W. Davis (227)	Kosco (74)	Parker (56)	Sizemore (5)	Sudakis (94)
1970	Grabarkewitz (17)	Parker (281)	Parker (111)	Grabarkewitz (95)	Grabarkewitz (6)	Grabarkewitz (149)
1971	Allen (23)	W. Davis (281)	Allen (90)	Allen (93)	Buckner (5)	Allen (113)
1972	W. Davis, Robinson (19)	W. Davis (271)	W. Davis (79)	Parker (62)	Mota (5)	Robinson (76)
1973	Ferguson (25)	W. Davis (266)	Ferguson (88)	Ferguson (87)	W. Davis, Lopes (5)	Crawford (91)
1974	Wynn (32)	Garvey (301)	Garvey (111)	Wynn (108)	Cey (7)	Wynn (104)
1975	Cey (25)	Garvey (314)	Cey (101)	Wynn (110)	Lopes (8)	Lopes (93)
1976	Cey (23)	Garvey (284)	Cey, Garvey (80)	Cey (89)	Yeager (7)	Yeager (84)
1977	Garvey (33)	Garvey (322)	Garvey (115)	Smith (104)	Baker (6)	Monday (109)
1978	Smith (29)	Garvey (319)	Garvey (113)	Cey (96)	Cey (7)	Monday (100)
1979	Cey, Garvey, Lopes (28)	Garvey (322)	Garvey (110)	Lopes (97)	Lopes (4)	Lopes (89)
1980	Baker (29)	Garvey (307)	Garvey (106)	Cey (89)	Cey (5)	Cey (92)
1981	Cey (13)	Baker (178)	Garvey (64)	Cey (40)	Scioscia (4)	Guerrero (57)
1982	Guerrero (32)	Guerrero (308)	Guerrero (100)	Guerrero (65)	Guerrero (5)	Cey (93)
1983	Guerrero (32)	Guerrero (310)	Guerrero (103)	Brock (53)	Marshall (5)	Marshall (127)
1984	Marshall (21)	Guerrero (247)	Guerrero (72)	Scioscia (82)	Marshall (3)	Guerrero (105)
1985	Guerrero (33)	Guerrero (281)	Marshall (95)	Guerrero (83)	Guerrero (6)	Marshall (137)
1986	Stubbs (23)	Sax (279)	Madlock (60)	Scioscia (62)	Madlock (5)	Stubbs (107)
1987	Guerrero (27)	Guerrero (294)	Guerrero (89)	Guerrero (74)	Guerrero, Trevino, Marshall (4)	Shelby (97)
1988	Gibson (25)	Gibson (262)	Marshall (82)	Gibson (73)	Gibson, Marshall (7)	Shelby (128)
1989	Murray (20)	Murray (238)	Murray (88)	Murray (87)	Marshall (5)	Shelby (92)
1990	Daniels (27)	Murray (290)	Murray (95)	Murray (82)	Brooks (6)	Samuel (126)
1991	Strawberry (28)	Strawberry (234)	Strawberry (99)	Butler (108)*	Carter (7)	Samuel (133)
1992	Karros (20)	Karros (232)	Karros (88)	Butler (95)	Hernandez (4)	Karros (103)
1993	Piazza (35)	Piazza (307)	Piazza (112)	Butler (86)	Hernandez (5)	Snyder (147)
1994	Piazza (24)	Mondesi (224)	Piazza (92)	Butler (68)	Wallach (4)	Wallach (80)
1995	Karros, Piazza (32)	Karros (295)	Karros (105)	Offerman (69)	4 tied with 4	Karros (115)
1996	Piazza (36)	Mondesi (314)	Karros (111)	Piazza (81)	Mondesi (5)	DeShields (124)
1997	Piazza (40)	Piazza (355)	Piazza (124)	Zelle (85)	Zelle, Mondesi (6)	Gagne (120)
1998	Mondesi (30)	Mondesi (288)	Mondesi (90)	Sheffield (69)	Sheffield (6)	Mondesi (112)
1999	Karros, Sheffield (34)	Karros (318)	Karros (112)	Sheffield (101)	Grudzianek (10)	Mondesi (134)
2000	Sheffield (43)	Sheffield (322)	Sheffield (109)	Sheffield (101)	Grudzianek (9)	Karros (122)
2001	Green (49)	Green (370)	Green (125)	Sheffield (94)	Grudzianek (11)	Green, Grissom (107)
2002	Green (42)	Green (320)	Green (114)	Green (93)	Lo Duca (10)	Green (112)
2003	Beltre (23)	Green (281)	Green (85)	Green (68)	Kinkade (16)	Green (112)
2004	Beltre (48)*	Beltre (376)	Beltre (121)	Bradley, Green (71)	Cora (18)	Bradley (123)
2005	Kent (29)	Kent (213)	Kent (105)	Kent (72)	Kent/Choi (8)	Werth (114)
2006	Drew/Garciaparra (20)	Furcal (291)	Drew (100)	Drew (89)	Kent/Garciaparra (8)	Drew (106)
2007	Kent (20)	Martin (253)	Martin (87)	Martin (67)	Martin (7)	Martin (89)
2008	Ethier (20)	Kemp (278)	Loney (90)	Martin (90)	Kent (7)	Kemp (153)
2009	Ethier (31)	Ethier (303)	Ethier (106)	Ethier (72)	Ethier (13)	Kemp (139)
2010	Kemp (28)	Kemp (271)	Kemp (89)	Ethier (59)	Blake (8)	Kemp (170)
2011	Kemp (39)	Kemp (353)	Kemp (126)	Kemp (74)	Kemp, Uribe (6)	Kemp (159)
2012	Kemp (23)	Ethier (256)	Ethier (89)	A. Ellis (65)	Ethier (9)	Ethier (124)
2013	Gonzalez (22)	Gonzalez (269)	Gonzalez (100)	Ethier (61)	Puig (11)	Gonzalez (98)
2014	Gonzalez (27)	Gonzalez (285)	Gonzalez (116)	Puig (67)	Puig (12)	Kemp (145)
2015	Gonzalez (28)	Gonzalez (274)	Gonzalez (90)	Pederson (92)	Turner (13)	Pederson (170)
2016	Grandal/Turner (27)	Seager (321)	Gonzalez/Turner (90)	Grandal (64)	Utley (11)	Seager (133)
2017	Bellinger (39)	Bellinger (279)	Bellinger (97)	Forsythe (69)	Turner (19)	Bellinger (146)
2018	Muncy (35)	Bellinger (262)	Kemp (85)	Muncy (79)	Turner (12)	Taylor (178)
2019	Bellinger (47)	Bellinger (351)*	Bellinger (115)	Bellinger (95)	Turner (14)	Muncy (149)
2020	Pollock/Betts (16)	Seager (124)	Seager (41)	Muncy (39)	Turner (6)	Muncy (60)
2021	Muncy (36)	Muncy (262)	Muncy (94)	Muncy (83)	Smith (8)	Taylor (167)
L.A. Record	Green (49)	Beltre (376)	T. Davis (153)	Wynn (110)	Turner (19)	Taylor (178)

*League Leader **Major League Record †Tied for League Lead ‡All-Time Dodger Record

Los Angeles Batting Leaders 1958-2021 (Continued)

Year	Stolen Bases	Sacrifice Files	Sacrifice Hits	Slugging Pct.	Batting Average
1958	Gilliam (18)	Furillo (7)	Zimmer (9)	Snider (.506)	Snider (.312)
1959	Gilliam (23)	Demeter (5)	Neal (21)*	Snider (.535)	Snider (.308)
1960	Wills (50)*	Larker (9)	Neal (14)	Howard (.464)	Larker (.323)
1961	Wills (35)*	Roseboro (6)	Wills (13)*	Snider (.562)	Moon (.328)
1962	Wills (104) *	T. Davis, W. Davis (8)	Gilliam (15)*	Howard (.560)	T. Davis (.346)*
1963	Wills (40)*	T. Davis, Roseboro (7)	Gilliam (12)	Howard (.518)	T. Davis (.326)*
1964	Wills (53)*	Howard (7)	Drysdale (14)	Howard (.432)	W. Davis (.294)
1965	Wills (94)*	W. Davis (7)	Parker (19)*	Johnson (.391)	Wills (.286)
1966	Wills (38)	W. Davis, Lefebvre (5)	Wills (13)	Fairly (.464)	W. Davis (.284)
1967	W. Davis (20)	Fairly (8)	Parker (10)	Ferrara (.467)	Ferrara (.277)
1968	W. Davis (36)	Haller (9)	Parker (12)	Gabrielson (.428)	Haller (.285)
1969	Wills (25)	Parker (6)	Mota (12)	W. Davis (.455)	Mota (.322)
1970	W. Davis (38)	Parker (8)	Mota (12)	Parker (.457)	Parker (.319)
1971	W. Davis (20)	Parker (8)	Mota (9)	Allen (.468)	W. Davis (.309)
1972	W. Davis (20)	W. Davis (7)	Sutton (11)	W. Davis (.441)	Mota (.323)
1973	Lopes (36)	Ferguson (10)	Russell (9)	McMullen (.482)	Mota (.314)
1974	Lopes (59)	Wynn (11)	Russell (11)	Wynn (.497)	Buckner (.314)
1975	Lopes (77)*	Cey (8)	Lopes (13)	Garvey (.476)	Garvey (.319)
1976	Lopes (63)*	Garvey (9)	Hooton (13)	Cey (.462)	Garvey (.317)
1977	Lopes (47)	Cey, Smith (7)	Hooton (14)	Smith (.576)	Smith (.307)
1978	Lopes (45)	Smith (13)*	Hooton (18)	Smith (.559)	Garvey (.316)
1979	Lopes (44)	Garvey (6)	Russell (14)	Cey (.499)	Garvey (.315)
1980	Law (40)	Baker (12)	Hooton (14)	Smith (.508)	Garvey (.304)
1981	Lopes (20)	Baker (5)	Hooton, Reuss, Thomas, Welch (7)	Cey (.474)	Baker (.320)
1982	Sax (49)	Garvey, Baker (9)	Reuss (16)	Guerrero (.536)	Guerrero (.304)
1983	Sax (56)	Baker (7)	Russell, Valenzuela (12)	Guerrero (.531)	Guerrero (.298)
1984	Sax (34)	Guerrero (8)	Russell, Honeycutt, Valenzuela (8)	Guerrero (.462)	Guerrero (.303)
1985	Duncan (38)	Landreaux (8)	Duncan (13)	Guerrero (.577)*	Guerrero (.320)
1986	Duncan (48)	Madlock (6)	Hershiser (10)	Guerrero (.541)	Sax (.332)
1987	Sax (37)	Shelby (9)	Hershiser (10)	Guerrero (.539)	Guerrero (.338)
1988	Sax (42)	Gibson (7)	Hershiser (19)	Gibson (.483)	Gibson (.290)
1989	Gibson (12)	Murray (7)	Griffin (11)	Marshall (.408)	Randolph (.282)
1990	Samuel (63)	Brooks (11)	Sharperson (8)	Daniels (.531)	Murray (.300)
1991	Butler (38)	Murray (8)	Harris (12)	Strawberry (.491)	Butler (.286)
1992	Butler (41)	Benzing, Karros, Webster (5)	Butler (24)	Karros (.426)	Butler (.309)
1993	Butler (39)	Wallach (9)	Offerman (25)	Piazza (.561)	Piazza (.318)
1994	Butler, DeShields (27)	Karros (11)	Butler (7)	Piazza (.541)	Piazza (.319)
1995	DeShields (39)	Kelly, Mondesi (7)	Offerman (10)	Piazza (.606)	Piazza (.346)
1996	DeShields (48)	Karros (8)	Castro, Gagne (4)	Piazza (.563)	Piazza (.336)
1997	Mondesi (32)	Karros (9)	Butler (15)	Piazza (.638)	Piazza (.362)
1998	Young (42)	Karros, Sheffield (7)	Vizcaino (10)	Sheffield (.535)	Sheffield (.316)
1999	Young (51)	Sheffield (9)	Brown (13)	Karros (.550)	Grudzianek (.326)
2000	Green (24)	Karros (12)	Brown (14)	Sheffield (.643)	Sheffield (.326)
2001	Goodwin (22)	Lo Duca (9)	Park, Prokopcik (7)	Green (.598)	Lo Duca (.320)
2002	Roberts (45)	Beltre (6)	Izturis, Perez (10)	Green (.558)	Green, Jordan (.285)
2003	Roberts (40)	Beltre, Green (6)	Cora (11)	Green (.460)	Cabrera (.282)
2004	Roberts (33)	Ross (5)	Cora, Izturis (12)	Beltre (.629)	Beltre (.334)
2005	Werth/A. Perez (11)	Ledee (6)	Penny/Lowe (9)	Kent (.512)	A. Perez (.297)
2006	Furcal (37)	Drew/Ethier (6)	Lowe (10)	Garciaparra (.505)	Ethier (.308)
2007	Pierre (64)	Ethier (8)	Pierre (20)	Kent (.500)	Kent (.302)
2008	Pierre (40)	Ethier, Loney (7)	Kershaw (9)	Ethier (.510)	Ethier (.305)
2009	Kemp (34)	Blake (10)	4 tied with 9	Ethier (.508)	Kemp (.297)
2010	Furcal (23)	Kemp (9)	Kershaw (8)	Ethier (.493)	Ethier (.302)
2011	Kemp (40)	Kemp (7)	Kershaw (11)	Kemp (.586)	Kemp (.324)
2012	Gordon (32)	Rivera (6)	Kershaw (14)	Ethier (.460)	Ethier (.284)
2013	Crawford (15)	Gonzalez (10)	Kershaw (9)	Gonzalez (.461)	Gonzalez (.293)
2014	Gordon (64)	Gonzalez (11)	Ryu (8)	Kemp (.506)	Pulg (.296)
2015	Rollins (12)	Turner (4)	Anderson (9)	Gonzalez (.480)	Kendrick (.295)
2016	Kendrick (10)	Turner (8)	Maeda (8)	Seager (.512)	Seager (.308)
2017	Taylor (17)	Turner (7)	Kershaw (6)	Bellinger (.531)	Turner (.322)
2018	Pulg (15)	Kemp (7)	Maeda (8)	Muncy (.582)	Turner (.321)
2019	Bellinger (15)	Verdugo (6)	Kershaw (15)*	Bellinger (.629)	Bellinger (.305)
2020	Betts (10)	Munoy, Pollock, Seager (2)	Barnes (2)	Rios (.645)	Turner (.307)
2021	Taylor (13)	Smith (11)	Urias (10)	Pollock (.536)	Seager (.306)
L.A. Record	Wills (104)	Smith (13)	Offerman (25)	Sheffield (.643)	Piazza (.362)

*League Leader ***Major League Record †Tied for League Lead ‡All-Time Dodger Record

H I S T O R Y A N D R E C O R D S

Los Angeles Pitching Leaders 1958-2021

Year	Games	Games Started	Complete Games	Innings Pitched	Strikeouts	Base on Balls
1958	Labine (62)	Podres (31)	Podres (10)	Drysdale (212)	Podres (143)	Koufax (105)
1959	Labine (56)	Drysdale (36)	Drysdale (16)	Drysdale (271)	Drysdale (242)*	Drysdale (93)
1960	Rebuck (58)	Drysdale (36)	Drysdale (15)	Drysdale (269)	Drysdale (246)*	Koufax (100)
1961	Perranoski, Sherry (53)	Drysdale (37)	Koufax (15)	Koufax (258)	Koufax (269)*	Williams (108)
1962	Perranoski (70)*	Drysdale (41)*	Drysdale (19)	Drysdale (314)*	Drysdale (232)*	Williams (98)
1963	Perranoski (69)*	Drysdale (42)*	Koufax (20)	Drysdale (315)	Koufax (306)*	Miller (66)
1964	R. Miller (74)*	Drysdale (40)	Drysdale (21)	Drysdale (321)*	Drysdale (237)	Drysdale (68)
1965	Miller (61)	Drysdale (42)*	Koufax (27)*	Koufax (335.2)*	Koufax (382)	Osteen (78)
1966	Regan (65)	Koufax (41)	Koufax (27)*	Koufax (323)*	Koufax (317)*	Koufax (77)
1967	Perranoski (70)	Osteen (34)	Osteen (14)	Osteen (288)	Drysdale (196)	Osteen (81)
1968	Brewer (54)	Osteen, Singer (36)	Drysdale, Singer (12)	Singer (256)	Singer (227)	Singer (79)
1969	Mikkelsen (48)	Osteen, Sutton (41)	Singer, Osteen (11)	Osteen (321)	Singer (247)	Sutton (81)
1970	Brewer (58)	Sutton (38)	Osteen (1)	Sutton (260)	Sutton (191)	Foster (81)
1971	Brewer (55)	Osteen (38)	Downing, Sutton (12)	Sutton (265)	Sutton (184)	Downing (84)
1972	Brewer (51)	Osteen, Sutton (33)	Sutton (8)	Sutton (273)	Sutton (207)	Osteen (69)
1973	Brewer (56)	Messersmith, Osteen, Sutton (33)	Sutton (33)	Sutton (293)	Sutton (200)	Messersmith (77)
1974	Marshall (106)***	Sutton (40)	Messersmith (13)	Messersmith (292)	Messersmith (221)	Messersmith (94)
1975	Marshall (57)	Messersmith (40)*	Messersmith (19)*	Messersmith (322)*	Messersmith (213)	Messersmith (96)
1976	Hough (77)	Sutton (34)	Sutton (15)	Sutton (267.2)	Sutton (161)	Sutton (82)
1977	Hough (70)	Sutton (33)	John (1)	Sutton (240)	John (153)	Hough (70)
1978	Hough (65)	Sutton (34)	Sutton (12)	Sutton (238)	Sutton (154)	Rau (89)
1979	Hough (42)	Sutton (32)	Hooton (12)	Sutcliffe (242)	Sutcliffe (146)	Sutcliffe (97)
1980	Castillo (61)	Hooton (33)	Reuss (10)	Reuss (229)	Welch (14)	Welch (79)
1981	Howe (41)	Valenzuela (25)	Valenzuela (11)*	Valenzuela (192)*	Valenzuela (180)*	Valenzuela (61)
1982	Howe (65)	Valenzuela/Reuss (37)	Valenzuela (16)	Valenzuela (16)	Valenzuela (199)	Valenzuela (83)
1983	Niedenfuer (66)	Valenzuela (35)	Valenzuela (9)	Valenzuela (257)	Valenzuela (189)	Valenzuela (93)
1984	Zachry (58)	Valenzuela (34)	Valenzuela (12)	Valenzuela (231)	Valenzuela (240)	Valenzuela (106)
1985	Niedenfuer (64)	Valenzuela (35)	Valenzuela (14)	Valenzuela (272)	Valenzuela (208)	Valenzuela (105)
1986	Howell (62)	Hershiser (35)	Valenzuela (20)*	Valenzuela (269)	Valenzuela (242)	Hershiser (86)
1987	Holton (53)	Hershiser, Welch (35)	Valenzuela (12)	Hershiser (264.2)	Welch (196)	Valenzuela (124)
1988	Peña (60)	Hershiser, Leary (34)	Hershiser (15)	Hershiser (267)*	Leary (160)	Hershiser (73)
1989	Howell (55)	Hershiser (33)	Belcher (10)	Hershiser (256.2)	Belcher (200)	Valenzuela (95)
1990	Crews (56)	R. Martinez, Morgan, Valenzuela (33)	R. Martinez (12)*	R. Martinez (234)	R. Martinez (223)	Valenzuela (77)
1991	Crews (60)	Belcher, R. Martinez, Morgan (33)	R. Martinez (6)	Morgan (236)	Belcher (156)	Belcher (75)
1992	Gott (68)	Hershiser (33)	Candiotti (6)	Hershiser (210.2)	Gross (158)	Ojeda (91)
1993	P. Martinez (65)	Hershiser (33)	Hershiser (5)	Hershiser (215.2)	Gross (150)	R. Martinez (104)
1994	Worrell (38)	R. Martinez (24)	Candiotti (6)	R. Martinez (170.0)	Gross (124)	R. Martinez (56)
1995	Worrell (59)	Candiotti, R. Martinez (30)	Valdes (6)	R. Martinez (206)	Nomo (236)	R. Martinez (91)
1996	Osuna (73)	Nomo, Valdes (33)	Nomo (3)	Nomo (228)	Nomo (234)	R. Martinez (86)
1997	Radzisky (75)	Nomo (33)	Park (2)	Nomo (207)	Nomo (233)	Nomo (92)
1998	Radzisky (62)	Park (34)	Perez (4)	Park (220.2)	Park (191)	Park (97)
1999	Borbon (70)	Brown (35)	Brown (5)	Brown (252)	Brown (221)	Park (100)
2000	Adams (66)	Park (34)	Brown (5)	Brown (230.0)	Park (217)	Park (124)
2001	Shaw (77)	Park (35)	Park (2)	Park (234.0)	Park (218)	Park (91)
2002	Quantill (86)	Nomo (34)	Perez (4)	Perez (222)	Nomo (193)	Ishii (106)
2003	Quantill (89)*	Nomo (33)	Nomo (2)	Nomo (216)	Brown (185)	Ishii (101)
2004	Gagne (70)	Weaver (34)	Ishii (2)	Weaver (220.0)	Weaver (153)	Ishii (95)
2005	Sanchez (73)	Lowe (35)	Weaver (3)	Weaver (224.0)	Weaver (157)	Lowe (55)
2006	Saito (72)	Lowe (34)	Lowe (1)	Lowe (218.0)	Penny (148)	Billingsley (58)
2007	Beimel, Broxton (83)	Penny (33)	Lowe (3)	Penny (208.0)	Lowe (147)	Penny (73)
2008	Beimel (71)	Lowe (34)	Kuroda (2)	Lowe (211.0)	Billingsley (201)	Billingsley (80)
2009	Broxton, Troncoso (73)	Wolf (34)	Stults (1)	Wolf (144)	Kershaw (165)	Kershaw (91)
2010	Sherrill (65)	Kershaw (32)	4 tied with 1	Kershaw (204)	Kershaw (212)	Kershaw (91)
2011	Quenier (70)	Kershaw, Lily (33)	Kershaw (5)	Kershaw (233)	Kershaw (248)	Billingsley (84)
2012	Bellisario (68)	Capuano/Kershaw (33)	Kershaw (2)	Kershaw (227.2)	Kershaw (229)	Harang (65)
2013	Bellisario (77)	Kershaw (33)	Kershaw (3)	Kershaw (236.0)	Kershaw (232)	Kershaw (52)
2014	Howell/Jansen (68)	Greinke/Haren (32)	Kershaw (6)	Greinke (202)	Kershaw (239)	Greinke (43)
2015	Howell (65)	Kershaw (33)	Kershaw (4)	Kershaw (232.2)	Kershaw (301)	Anderson (46)
2016	Benton (75)	Maeda (32)	Kershaw (3)	Maeda (175.2)	Maeda (179)	Kazma (52)
2017	Baez (63)	Kershaw (27)	Hill/Kershaw (1)	Kershaw (175.0)	Kershaw (202)	Hill (43)
2018	Alexander (73)	Wood (27)	None	Kershaw (161)	Kershaw (165)	Maeda (43)
2019	Baez (71)	Buehler (30)	Buehler (2)	Ryu (182.2)	Buehler (165)	Maeda (51)
2020	Trensen/Treinen (27)	Kershaw, May, Urias (10)	None	Kershaw (58)	Kershaw (62)	Urias (8)
2021	Treinen (27)	Buehler (33)	Bauer (1)	Buehler (207.2)	Buehler (212)	Buehler (52)
L.A.	Marshall (106)	Drysdale 42 (Twice)	Koufax 27 (Twice)	Koufax (335.2)	Koufax (382)	Valenzuela/Park (124)
Record	*League Leader	***Major League Record	†Tied for League Lead	‡All-Time Dodger Record		

H I S T O R Y A N D R E C O R D S

Los Angeles Pitching Leaders 1958-2021

Year	Shutouts	Saves	Wins	Losses	Winning Pct. (15 Or More Dec.)	ERA (90+ IP)
1958	Podres, Williams (2)	Labine (14)	Podres (13)	Podres (15)	Williams (.563)	Podres (3.73)
1959	Craig, Drysdale (4)	Labine (8)	Drysdale (17)	Drysdale (13)	Craig (.688)	Drysdale (3.45)
1960	Drysdale (5)	Roebuck (8)	Drysdale (15)	Drysdale (14)	Sherry, Williams (.583)	Drysdale (2.84)
1961	Drysdale (3)	L. Sherry (15)	Koufax, Podres (18)	Koufax (13)	Podres (.783)*	Koufax (3.52)
1962	Drysdale, Koufax (2)	Perranoski (19)	Drysdale (25)*	Podres (13)	Drysdale (.735)	Koufax (2.54)*
1963	Koufax (1) *	Perranoski (21)	Koufax (25)	Drysdale (17)	Perranoski (.842)*	Koufax (1.88)*
1964	Koufax (7)*	Perranoski (10)	Koufax (19)	Drysdale (16)	Koufax (.792)*	Koufax (1.74)*
1965	Koufax (8)	Perranoski (11)	Koufax (26)*	Osteen (15)	Koufax (.765)*	Koufax (2.04)*
1966	Koufax (5)	Regan (21)*	Koufax (27)*	Drysdale (16)	Regan (.933) *	Koufax (1.73)*
1967	Osteen (5)	Perranoski (12)	Osteen (17)	Osteen (17)	Singer (.600)	Perranoski (2.45)
1968	Drysdale (8)	Brewer (14)	Drysdale (14)	Osteen (18)	Drysdale (.538)	Drysdale (2.15)
1969	Osteen (7)	Brewer (20)	Singer, Osteen (20)	Sutton (18)	Singer (.625)	Singer (2.34)
1970	Osteen, Sutton (4)	Brewer (24)	Osteen (16)	Osteen (14)	Sutton (.536)	Brewer, Vance (3.13)
1971	Downing (5)	Brewer (22)	Downing (20)	Singer (17)	Downing (.690)	Brewer (1.89)
1972	Sutton (9)*	Brewer (17)	Osteen (20)	Singer (16)	John (.688)	Sutton (2.08)
1973	Messersmith, Osteen, Sutton (3)	Brewer (20)	Sutton (18)	Osteen (11)	John (.696)*	Sutton (2.42)
1974	Sutton (5)	Marshall (21)	Messersmith (20)	Marshall (12)	John (.813)*	Marshall (2.42)
1975	Messersmith (7)*	Marshall (13)	Messersmith (19)	Marshall, Messersmith (14)	Hooton (.720)	Messersmith (2.29)
1976	Hooton, Sutton (4)	Hough (18)	Sutton (21)	Hooton (15)	Rhoden (.800)*	Hough (2.20)
1977	John, Sutton (3)	Hough (22)	Hough (20)	Hough (12)	John (.741)	Hooton (2.62)
1978	Hooton, Rhoden, Welch (3)	Forster (22)	Hooton (19)	Sutton (11)	Hooton (.655)	Welch (2.03)
1979	Hooton, Rau, Reuss, Sutcliffe, Sutton (1)	Castillo (7)	Sutcliffe (17)	Sutton (15)	Sutcliffe (.630)	Hooton (2.97)
1980	Reuss (6)*	Howe (17)	Reuss (18)	Goltz (11)	Reuss (.750)	Sutton (2.21)*
1981	Valenzuela (8)*	Howe (8)	Valenzuela (13)	Goltz, Valenzuela (7)	Reuss (.714)	Hooton (2.28)
1982	Reuss, Valenzuela (4)	Howe (13)	Valenzuela (19)	Valenzuela (13)	Reuss (.621)	Howe (2.08)
1983	Valenzuela (4)	Howe (18)	Valenzuela, Welch (15)	Welch (12)	Valenzuela (.600)	Welch (2.65)
1984	Peña, Hershiser (4)	Niedenfuier (11)	Welch (13)	Valenzuela (17)	Peña (.667)	Peña (2.48)*
1985	Hershiser, Valenzuela (5)	Niedenfuier (19)	Hershiser (19)	Honeycutt (12)	Hershiser (.864)	Hershiser (2.03)
1986	Valenzuela, Welch (3)	Howell (12)	Valenzuela (21)*	Hershiser (14)	Valenzuela (.656)	Valenzuela (3.14)
1987	Welch (4)	Peña, Young (11)	Hershiser (16)	Hershiser (16)	Welch (.625)	Hershiser (3.06)
1988	Hershiser (8)*	J. Howell (21)	Hershiser (23)	Leary (11)	Hershiser (.742)	Peña (1.91)
1989	Belcher (8)*	J. Howell (28)	Belcher, Hershiser (15)	Hershiser (15)	Hershiser (.555)	Hershiser (2.31)
1990	Morgan (4)	J. Howell (16)	R. Martinez (20)	Morgan (15)	R. Martinez (.769)	Crews (2.77)
1991	R. Martinez (4)	J. Howell (16)	R. Martinez (17)	R. Martinez (13)	Morgan (.583)	Belcher (2.62)
1992	Astacio (4)	Modowell (14)	Candiotti (11)	Candiotti, Hershiser (15)	Candiotti (.423)	Candiotti (3.00)
1993	R. Martinez (3)	Gott (25)	Astacio (14)	Hershiser (14)	P. Martinez (.667)	P. Martinez (2.61)
1994	R. Martinez (3)	Worrell (11)	R. Martinez (12)	Astacio (8)	R. Martinez (.631)	Gross (3.60)
1995	Nomo (3)	Worrell (32)	R. Martinez (17)	Candiotti (14)	R. Martinez (.708)	Nomo (2.54)
1996	R. Martinez, Nomo (2)	Worrell (44)	Nomo (16)	Candiotti, Nomo (11)	R. Martinez (.714)	Nomo (3.19)
1997	Astacio (1)	Worrell (35)	Nomo, Park (14)	Nomo (12)	R. Martinez (.667)	Valdes (2.65)
1998	Perez, Valdes (2)	Shaw (25)	Park (15)	Dreifort (12)	Park (.625)	R. Martinez (2.83)
1999	Brown, Dreifort, Valdes (1)	Shaw (34)	Brown (18)	Dreifort (13)	Brown (.667)	Brown (3.00)
2000	Brown, Park, Dreifort (1)	Shaw (27)	Park (18)	Park (10)	Brown (.684)	Brown (2.58)*
2001	Park (1)	Shaw (43)	Park (15)	Park (11)	Adams (.600)	Brown (2.65)
2002	Perez (2)	Gagné (52)	Perez (15)	Ashby (13)	Nomo (.727)	Perez (3.00)
2003	Nomo (2)	Gagné (55)	Nomo (16)	Nomo (13)	Brown (.607)	Mota (1.97)
2004	Ishii (2)	Gagné (45)	Ishii, Lima, Weaver (13)	Weaver (13)	Lima (.722)	Perez (3.25)
2005	Lowe/Weaver (2)	Brazoban (21)	Weaver (14)	Lowe (15)	Carrara (.636)	Lowe (3.61)
2006	None	Saito (24)	Lowe/Penny (16)	Penny (9)	Lowe (.667)	Lowe (3.63)
2007	None	Saito (39)	Penny (16)	Lowe (14)	Penny (.800)	Penny (3.03)
2008	Kuroda (2)	Saito (18)	Billingsley (16)	Lowe (11)	Billingsley (.615)	Billingsley (3.14)
2009	Stutts (1)	Broxton (36)	Billingsley (12)	Billingsley (11)	Wolf (.611)	Kershaw (2.91)
2010	4 Tied With 1	Broxton (22)	Kershaw (13)	Kuroda (13)	Kershaw (.565)	Kershaw (2.79)
2011	Kershaw (2)	Guerra (21)	Kershaw (21)	Kuroda (16)	Kershaw (.808)	Kershaw (2.58)
2012	Kershaw (2)	Jansen (25)	Kershaw (14)	Capuano (12)	Kershaw (.609)	Kershaw (2.23)
2013	Kershaw (2)	Jansen (28)	Kershaw (16)	Kershaw (9)	Greinke (.789)	Kershaw (1.83)
2014	Kershaw (2)	Jansen (44)	Kershaw (21)	Haren (11)	Kershaw (.875)	Kershaw (1.77)
2015	Kershaw (3)	Jansen (36)	Greinke (19)	Anderson (9)	Greinke (.864)	Greinke (1.66)
2016	Kershaw (3)	Jansen (47)	Maeda (16)	Maeda (11)	Kershaw (.750)	Kershaw (1.69)
2017	None	Jansen (41)	Kershaw (18)	Ryu (9)	Wood (.842)	Kershaw (2.31)
2018	None	Jansen (38)	Hill (11)	Maeda (10)	Hill (.688)	Buehler (2.62)
2019	Ryu (1)	Jansen (33)	Kershaw (16)	Maeda (8)	Buehler (.778)*	Ryu (2.32)*
2020	None	Jansen (11)	Kershaw (6)	Treinen (3)	None	None
2021	None	Jansen (38)	Urias (20)	Kershaw (8)	Urias (.870)	Buehler (2.47)
L.A. Record	Koufax (11)	Gagné (55)	Koufax (27)	Osteen, Sutton (18)	Regan (.933)	Greinke (1.66)

*League Leader

***Major League Record

†Tied For League Lead

‡All-Time Dodger Record

H I S T O R Y A N D R E C O R D S

Los Angeles Career Game Leaders By Position

First Base

1. Eric Karros	1579
2. Steve Garvey	1470
3. Wes Parker	1108
4. James Loney	860
5. Adrián González	704

Third Base:

1. Ron Cey	1468
2. Adrian Beltre	957
3. Justin Turner	811
3. Jim Gilliam	761
5. Jeff Hamilton	390

Catcher:

1. Mike Scioscia	1395
2. John Roseboro	1199
3. Steve Yeager	1181
4. Russell Martin	701
5. Mike Piazza	700

Pitcher:

1. Kenley Jansen	701
2. Don Sutton	550
3. Jim Brewer	474
4. Dori Drysdale	459
5. Ron Perranoski	457

Second Base:

1. Davey Lopes	1150
2. Steve Sax	1070
3. Jim Lefebvre	613
4. Charlie Neal	523
5. Jeff Kent	497

Shortstop:


1. Bill Russell	1746
2. Maury Wills	1497
3. Rafael Furcal	608
4. Corey Seager	606
5. Jose Offerman	571

Outfield:

1. Willie Davis	1906
2. Andre Ethier	1322
3. Matt Kemp	1201
4. Dusty Baker	1092
5. Raul Mondesi	899

Los Angeles Team Home Run Totals

Year	Dodgers			Opponents			Dodgers			Opponents			
	At LA	Away	Totals	At LA	Home	Totals	Year	At LA	Away	Totals	At LA	Home	Totals
1958	92	80	172	101	72	173	1990	54	75	129	73	64	137
1959	82	66	148	90	67	157	1991	57	51	108	46	50	96
1960	89	37	126	97	57	154	1992	26	46	72	33	49	82
1961	83	74	157	109	58	167	1993	66	64	130	48	55	103
1962	47	93	140	39	76	115	1994	47	68	115	49	41	90
1963	42	68	110	43	68	111	1995	62	78	140	48	77	125
1964	26	53	79	38	50	88	1996	62	88	150	49	76	125
1965	26	52	78	41	86	127	1997	85	89	174	76	87	163
1966	43	65	108	36	48	84	1998	78	81	159	65	70	135
1967	36	46	82	35	58	93	1999	92	95	187	102	90	192
1968	25	42	67	24	41	65	2000	108	103	211	85	91	176
1969	40	57	97	55	67	122	2001	94	112	206	95	89	184
1970	34	53	87	82	82	164	2002	73	82	155	86	79	165
1971	43	52	95	56	54	110	2003	68	56	124	72	55	127
1972	46	52	98	37	46	83	2004	100	103	203	87	86	173
1973	63	47	110	62	67	129	2005	80	69	149	90	92	182
1974	68	71	139	51	61	112	2006	88	65	153	78	74	152
1975	64	54	118	52	52	104	2007	69	60	129	72	74	146
1976	42	49	91	48	49	97	2008	71	66	137	49	74	123
1977	96	95	191	65	54	119	2009	70	75	145	57	70	127
1978	78	71	149	59	48	107	2010	61	59	120	67	67	134
1979	106	77	183	55	46	101	2011	53	64	117	67	65	132
1980	82	66	148	58	47	105	2012	59	57	116	67	55	122
1981	38	44	82	33	21	54	2013	65	73	138	65	62	125
1982	57	81	138	35	46	81	2014	71	63	134	81	61	142
1983	74	72	146	49	48	97	2015	97	90	187	69	76	145
1984	49	53	102	40	36	76	2016	101	88	189	68	97	165
1985	47	82	129	54	48	102	2017	115	106	221	88	96	184
1986	57	73	130	46	69	115	2018	119	116	235	95	84	179
1987	52	73	125	56	74	130	2019	143	136	279	103	82	185
1988	49	50	99	38	46	84	2020	64	54	118	35	31	66
1989	37	52	89	46	49	95	2021	140	97	237	91	70	161
							Totals	4239	4308	8647	3852	3960	7812



Dodger Career Home Run Leaders By Position

Pitcher	Catcher	First Base	Second Base	Third Base
Don Drysdale 28	Roy Campanella 239	Gil Hodges 326	Davey Lopes 98	Ron Cey 228
Don Newcombe 11	Mike Piazza 176	Eric Karros 269	Jackie Robinson 80	Adrian Beltre 145
Fernando Valenzuela 8	Steve Yeager 92	Steve Garvey 195	Jeff Kent 73	Justin Turner 134
Claude Osteen 6	John Roseboro 89	Dolph Camilli 139	Charlie Neal 59	Pedro Guerrero 49
Dazzy Vance 6	Yasmani Grandal 89	Adrián González 101	Jim Lefebvre 53	Casey Blake 48
Darren Dreifort 6	Mike Scioscia 68	Jack Fournier 82	Jim Gilliam 38	Tim Wallach 47

Shortstop	Left Field	Center Field	Right Field
Pee Wee Reese 122	Dusty Baker 139	Duke Snider 355	Carl Furillo 175
Corey Seager 100	Zack Wheat 130	Willie Davis 154	Shawn Green 140
Glenn Wright 44	Gary Sheffield 113	Matt Kemp 137	Raul Mondesi 129
Rafael Furcal 43	Tommy Davis 49	Joc Pederson 70	Andre Ethier 128
Hanley Ramirez 41	Kal Daniels 48	Johnny Frederick 67	Frank Howard 106
Bill Russell 39	Pedro Guerrero 48	Jimmy Wynn 50	Mike Marshall 101
			Yasiel Puig 101

Dodger Single-Season Home Run Leaders By Position

Pitcher	HR	Year	Catcher	HR	Year	First Base	HR	Year
Don Drysdale	7	1958	Roy Campanella	40	1953	Gil Hodges	42	1954
Don Drysdale	7	1965	Mike Piazza	40	1997	Gil Hodges	40	1951
Don Newcombe	7	1955	Mike Piazza	36	1996	Cody Bellinger	39	2017
Don Drysdale	5	1961	Mike Piazza	35	1993	Dolph Camilli	34	1941
Don Drysdale	4	1959	Roy Campanella	32	1951	Eric Karros	34	1996
Eight Players	3		Roy Campanella	32	1955	Eric Karros	34	1999
Second Base			Third Base			Shortstop		
Jeff Kent	29	2005	Adrian Beltre	48	2004	Corey Seager	26	2016
Davey Lopes	28	1979	Pedro Guerrero	32	1983	Corey Seager	22	2017
Charlie Neal	20	1958	Todd Zelle	31	1997	Glenn Wright	22	1930
Jeff Kent	20	2007	Ron Cey	30	1977	Hanley Ramirez	19	2013
Jackie Robinson	19	1951, '52	Ron Cey	28	1979	Corey Seager	19	2019
Charlie Neal	19	1959	Ron Cey	28	1980	Don Zimmer	17	1958
Left Field			Center Field			Right Field		
Gary Sheffield	43	2000	Duke Snider	42	1955	Shawn Green	49	2001
Gary Sheffield	36	2001	Duke Snider	42	1956	Shawn Green	42	2002
Gary Sheffield	34	1999	Duke Snider	41	1953	Babe Herman	35	1930
Dusty Baker	30	1977	Duke Snider	40	1954	Cody Bellinger	35	2019
Dusty Baker	29	1980	Duke Snider	40	1955	Raul Mondesi	33	1990
Kal Daniels	27	1990	Matt Kemp	39	2011	Reggie Smith	32	1977

Brooklyn/Los Angeles Home Run Records

Most Home Runs, Team, Game

8	May 23, 2002 At MIL
8	March 28, 2019 vs. ARI
8	July 10, 2021 vs. ARI
7	August 23, 2020 vs. COL
7	May 5, 1976 At CHC (NL)
7	May 25, 1979 Vs. CIN
7	June 29, 1996 At COL
7	Sept. 18, 2006 Vs. SD
7	Aug. 22, 2016 At CIN
7	June 24, 2018 At NYM
7	Aug. 2, 2018 Vs. MIL
7	Sept. 2, 2019 vs. COL

Most Home Runs, Team, Season

279	2019
235	2018
231	2021
221	2017

Most Homers, Team, Home, Season

143	2019
140	2021
119	1955
119	2018

Most Homers, Team, Road, Season

136	2019
116	2018
112	2001
106	2017

Most Leadoff Homers, Team, Season

12	2018
12	2019
11	2021
7	1951, 1979, 2000, 2001, 2015

Most Extra-Inning Homers, Season

7	1957
7	1979
7	2013
6	2014
6	1973
6	1980

Most Grand Slams, Team, Season

11	2021
10	2004
9	2000

Most Pinch-Hit Homers, Season

13	2019
12	2000
10	2020
9	2004
9	2018
8	1983, 1992, 2015, 2017

Most Home Runs At Home, Season

27	Cody Bellinger, 2019
25	Gil Hodges, 1954
25	Duke Snider, 1956
23	Gary Sheffield, 2000
23	Duke Snider, 1953
23	Duke Snider, 1954
23	Duke Snider, 1955
23	Duke Snider, 1957
23	Adrian Beltre, 2004

Most Homers On The Road, Season

30	Shawn Green, 2001
25	Adrian Beltre, 2004
24	Gil Hodges, 1951
24	Shawn Green, 2002
23	Mike Piazza, 1995

Most Home Runs In A Month

15	Pedro Guerrero, June 1985
15	Duke Snider, August 1953
13	Adrian Beltre, August 2004
13	Cody Bellinger, June 2017

Most Grand Slams In Season

3	Kal Daniels, 1990
3	Matt Kemp, 2009
3	Mike Piazza, 1998
3	Adrian Beltre, 2004
3	Chris Taylor, 2017

Most Pinch-Hit Homers, Career

13	Dave Hansen
8	Johnny Frederick
8	Lee Lacy
8	Omedo Saenz

Most Pinch-Hit Homers, Season

7	Dave Hansen, 2000
6	Johnny Frederick, 1932
6	Lee Lacy, 1978

Most Leadoff Home Runs, Career

28	Davey Lopes
21	Joc Pederson
14	Rafael Furcal
10	Johnny Frederick
9	Jim Gilliam, Mookie Betts

Most Leadoff Home Runs, Season

9	Joc Pederson, 2019
8	Joc Pederson, 2018
7	Davey Lopes, 1979
7	Mookie Betts, 2021

Most Walk-Off Home Runs, Career (Los Angeles Only)

7	Andre Ethier
6	Matt Kemp
5	Davey Lopes
5	Joe Ferguson
5	Ron Cey
5	Dusty Baker
4	Pedro Guerrero
4	Tommy Davis

Most Walk-Off Home Runs, Season (Los Angeles Only)

4	Andre Ethier, 2009
3	Joe Ferguson, 1980
3	Matt Kemp, 2011
2	Tommy Davis, 1961
2	Frank Howard, 1963
2	Jimmy Wynn, 1974
2	Ron Cey, 1976
2	Davey Lopes, 1979
2	Pedro Guerrero, 1982
2	Darryl Strawberry, 1992
2	Mike Piazza, 1996
2	Kevin Elster, 2000
2	Adrian Beltre, 2004
2	Nomar Garciaparra, 2006
2	Matt Kemp, 2012
2	Trayce Thompson, 2016
2	Will Smith, 2019

Most Homers As A DH, Season

3	Corer Seager, 2020
---	---------------------------

Dodger Stadium Home Run Leaders By Season

2021	Max Muncy, 23
2020	Mookie Betts, 11
2019	Cody Bellinger, 27
2018	Max Muncy, 20
2017	Cody Bellinger, 19
2016	Yasmani Grandal, 20
2015	Adrián González, 17
2014	Matt Kemp, 17
2013	Adrián González, 11
2012	Andre Ethier, 14
2011	Matt Kemp, 19
2010	Matt Kemp, 15
2009	Andre Ethier, 22
2008	Matt Kemp, 14
2007	Matt Kemp And Jeff Kent, 9
2006	J.d. Drew And Rafael Furcal, 12
2005	Jeff Kent, 15
2004	Adrian Beltre, 23
2003	Adrian Beltre, 13
2002	Shawn Green, 18

2001	Shawn Green, 19
2000	Gary Sheffield, 23
1999	Raul Mondesi, 18
1998	Raul Mondesi, 13
1997	Mike Piazza, 22
1996	Eric Karros, 16
1995	Eric Karros, 19
1994	Mike Piazza, 13
1993	Mike Piazza, 21
1992	Eric Karros, 6
1991	Darryl Strawberry, 14
1990	Kal Daniels And Eddie Murray, 12
1989	Jeff Hamilton, 8
1988	Kirk Gibson, 14
1987	Pedro Guerrero, 12
1986	Mike Marshall, 13
1985	Mike Marshall, 15
1984	Mike Marshall, 11
1983	Greg Brock, 14
1982	Pedro Guerrero, 15

1981	Ron Cey, 9
1980	Steve Garvey/Ron Cey, 16
1979	Steve Garvey, 20
1978	Steve Garvey, 18
1977	Dusty Baker, 18
1976	Ron Cey, 12
1975	Ron Cey, 18
1974	Jimmy Wynn, 13
1973	Joe Ferguson, 18
1972	Frank Robinson, 12
1971	Dick Allen, 11
1970	Bill Grabarkewitz, 8
1969	Andy Kosco, 10
1968	Willie Davis And Ken Boyer, 4
1967	Al Ferrara, 9
1966	Jim Lefebvre, 11
1965	Lou Johnson, 6
1964	Frank Howard, 11
1963	Frank Howard, 13
1962	Tommy Davis, 14

HISTORY AND RECORDS

Dodgers To Homer From Both Sides Of The Plate In A Game

Player	First Pitcher (Inning)	Second Pitcher (Inning)	Date And Opponent
Jim Russell	Harry Brecheen (1)	Red Munger (5)	July 26, 1950 vs. St. Louis
Maury Wills	Bob Moorhead (5)	Vinegar Bend Mizell (9)	May 30, 1962 At New York (NY)
Jim Lefebvre	Sammy Ellis (1)	Gerry Arrigo (4)	May 7, 1966 At Cincinnati
Wes Parker	Gordie Richardson (7)	Jack Hamilton (9)	June 5, 1966 At New York (NY)
Eddie Murray	Eric Gunderson (3)	Randy O'neal (7)	April 18, 1990 At San Francisco
Eddie Murray	Bruce Hurst (2)	Eric Show (11)	June 9, 1990 At San Diego
Milton Bradley	Chris Capuano (3)	Ricky Bottalico (9)	April 18, 2005 At Milwaukee
Milton Bradley	Horacio Ramirez (4)	Chris Reitsma (9)	May 13, 2005 vs. Atlanta
Jose Cruz Jr.	Jason Schmidt (1)	Scott Eyre (8)	Sept. 7, 2005 vs. San Francisco
Orlando Hudson	Chris Smith (6)	Mitch Stetter (8)	July 12, 2009 At Milwaukee
Yasmani Grandal	Tyler Chatwood (2)	Boone Logan (7, Gs)	Sept. 22, 2016 vs. Colorado
Yasmani Grandal	Jhoulys Chacin (3)	Jose M. Torres (8)	April 3, 2017 vs. San Diego
Yasmani Grandal	Aaron Nola (4)	Adam Morgan (6)	July 24, 2018 At Philadelphia

Dodgers With Three Or Four Homers In A Game

4 Gil Hodges	Aug. 31, 1950 Vs. Boston	3 Shawn Green	Aug. 15, 2001 Vs. Montreal
4 Shawn Green	May, 23, 2002 At Milwaukee	3 Hee-Seop Choi	June 12, 2005 Vs. Minnesota
3 Jack Fournier	July 13, 1926 At St. Louis	3 Andre Ethier	June 26, 2009 Vs. Seattle
3 Gene Hermanski	Aug. 5, 1948 Vs. Chicago (NY)	3 Juan Uribe	Sept. 9, 2013 Vs. Arizona
3 Duke Snider	May 30, 1950 Vs. Philadelphia	3 Adrián González	April 8, 2015 Vs. San Diego
3 Roy Campanella	Aug. 26, 1950 At Cincinnati	3 Corey Seager	June 3, 2016 Vs. Atlanta
3 Tommy Brown	Sept. 18, 1950 Vs. Chicago (NY)	3 Yasmani Grandal	July 8, 2016 Vs. San Diego
3 Duke Snider	June 1, 1955 Vs. Milwaukee	3 Adrián González	Aug. 22, 2016 At Cincinnati
3 Don Demeter	April 21, 1959 Vs. San Francisco	3 Corey Seager	June 20, 2017 Vs. New York (NY)
3 Jim Wynn	May 11, 1974 At San Diego	3 Yasiel Puig	Sept. 15, 2018 At St. Louis
3 Davey Lopes	Aug. 20, 1974 At Chicago (NY)	3 Justin Turner	May 7, 2019 vs. Atlanta
3 Cory Snyder	April 17, 1994 At Pittsburgh	3 AJ Pollock	Sept. 6, 2019 vs. San Francisco
3 Mike Piazza	June 29, 1996 At Colorado	3 Mookie Betts	August 13, 2020 vs. SD
3 Kevin Elster	April 11, 2000 At San Francisco		

Recent Los Angeles Regular Season Grand Slams

Date	Player	Opp.	Pitcher	Inning	Date	Player	Opp.	Pitcher	Inning
9/24/06	Nomar Garciaparra	vs. ARI	Luis Vizcaino	9	9/22/16	Yasmani Grandal	vs. COL	Boone Logan	7
9/28/06	James Loney	at COL	Byung-Hyun Kim	2	9/24/16	Josh Reddick	vs. COL	Christian Bergman	7
4/21/07	Russell Martin	vs. PIT	Shawn Chacon	10	4/3/17	Joc Pederson	vs. SD	Jhoulys Chacin	3
4/26/08	Matt Kemp	vs. COL	Mark Redman	1	5/6/17	Cody Bellinger	at SD	Miguel Diaz	9
4/19/09	Matt Kemp	vs. COL	Matt Belisle	5	5/8/17	Chris Taylor	vs. PIT	Trevor Williams	1
5/7/09	Matt Kemp	vs. WAS	Jordan Zimmerman	1	6/3/17	Chris Taylor	at MIL	Carlos Torres	9
7/10/09	Matt Kemp	at MIL	Carlos Villanueva	10	6/11/17	Corey Seager	vs. CIN	Raisel Iglesias	8
7/22/09	Manny Ramirez*	vs. CIN	Nick Masset	6	6/30/17	Austin Barnes	at SD	Clayton Richard	1
8/20/09	Russell Martin	vs. CHC	Angel Guzman	6	7/1/17	Chris Taylor	at SD	Craig Stammen	7
9/19/09	Ronnie Bellard	vs. SF	Brad Penny	1	8/21/17	Curtis Granderson	at PIT	Gerrit Cole	7
4/16/10	Andre Ethier	vs. SF	Todd Wellemeyer	2	4/16/18	Yasmani Grandal	at SD	Kasuhisa Makita	9
5/6/10	Andre Ethier	vs. MIL	Latrovy Hawkins	9	6/22/18	Cody Bellinger	at NYM	Zack Wheeler	6
8/27/10	Casey Blake	at COL	Matt Belisle	8	6/23/18	Matt Kemp	at NYM	Robert Gsellman	8
9/29/10	Matt Kemp	at COL	Jhoulys Chacin	3	8/2/18	Cody Bellinger	vs. MIL	Jhoulys Chacin	3
5/24/11	Jerry Sands	at HOU	J.A. Haap	3	4/2/19	Cody Bellinger	vs. SF	Madison Bumgarner	3
6/4/11	Matt Kemp	at CIN	Logan Ondrusek	8	5/12/19	Corey Seager	vs. WAS	Kyle Barraclough	8
6/12/11	James Loney	at COL	Ubaldo Jimenez	3	5/24/19	David Freese	at PIT	Michael Feliz	1
8/30/11	Andre Ethier	vs. SD	Anthony Bass	2	6/18/19	Kike Hernandez	vs. SF	Trevor Gott	7
6/10/12	Andre Ethier	at SEA	Blake Beaven	2	8/1/19	Will Smith	vs. SD	Trey Wingenter	6
8/29/12	A.J. Ellis	at COL	Will Harris	8	9/22/19	Cody Bellinger	vs. COL	Jake McGee	5
6/16/13	Yasiel Puig	vs. ATL	Cory Gearrin	8	9/24/19	Max Muncy	at SD	Gerardo Reyes	4
5/1/15	Joc Pederson	vs. ARI	Rubby De La Rosa	2	5/2/21	AJ Pollock	at MIL	Alec Bettinger	1
6/2/15	Alex Guerrero	at COL	Rafael Betancourt	9	5/2/21	Matt Beaty	at MIL	Alec Bettinger	1
9/11/15	Justin Ruggiano	at ARI	Allen Webster	9	5/18/21	Gavin Lux	vs. ARI	Kevin Ginkel	7
8/29/12	A.J. Ellis	at COL	Will Harris	8	5/23/21	Gavin Lux	at SFG	Anthony DeSclafani	3
6/13/13	Yasiel Puig	vs. ATL	Cory Gearrin	8	6/2/21	Cody Bellinger	vs. STL	Jake Woodford	1
5/1/15	Joc Pederson	vs. ARI	Rubby De La Rosa	2	6/27/21	Zach McKinstry	vs. CHC	Adbert Alzolay	2
6/2/15	Alex Guerrero	at COL	Rafael Betancourt	9	7/1/21	Max Muncy	at WAS	Patrick Corbin	5
9/11/15	Justin Ruggiano	at ARI	Allen Webster	9	7/10/21	Justin Turner	vs. ARI	Caleb Smith	2
9/24/15	Chris Helsey	vs. ARI	Andrew Chafin	5	7/10/21	Mookie Betts	vs. ARI	Alex Young	7
5/28/16	Chase Utley	at NYM	Hansel Robles	7	10/1/21	Trea Turner	vs. MIL	Eric Lauer	5
7/15/16	Chris Taylor	at ARI	Silvio Bracho	6					
7/24/16	Adrián González	at STL	Mike Mayers	1					
8/16/16	Chase Utley	at PHI	Michael Mariot	7					
8/31/16	Andrew Toles	at COL	Adam Ottavino	9					

Bold Signifies Current Dodger

*Pinch-Hit

H I S T O R Y A N D R E C O R D S

Dodgers With 30 Or More Home Runs In A Season

HR	Player	Year	36	Gary Sheffield	2001	32	Reggie Smith	1977
49	Shawn Green	2001	36	Joc Pederson	2019	32	Pedro Guerrero	1982
48	Adrian Beltre	2004	35	Babe Herman	1930	32	Pedro Guerrero	1983
47	Cody Bellinger	2019	35	Mike Piazza	1993	32	Eric Karros	1995
43	Gary Sheffield	2000	35	Max Muncy	2018	32	Mike Piazza	1995
43	Duke Snider	1956	35	Max Muncy	2019	31	Andre Ethier	2009
42	Duke Snider	1953	34	Dolph Camilli	1941	31	Roy Campanella	1950
42	Duke Snider	1955	34	Gary Sheffield	1999	31	Eric Karros	1997
42	Gil Hodges	1954	34	Eric Karros	1996	31	Duke Snider	1950
42	Shawn Green	2002	34	Eric Karros	1999	31	Gil Hodges	1953
41	Roy Campanella	1953	33	Roy Campanella	1951	31	Frank Howard	1962
40	Gil Hodges	1951	33	Steve Garvey	1977	31	Todd Zeile	1997
40	Duke Snider	1954	33	Raul Mondesi	1999	31	Eric Karros	2000
40	Duke Snider	1957	33	Pedro Guerrero	1985	30	Dusty Baker	1977
40	Mike Piazza	1997	32	Gil Hodges	1950	30	Ron Cey	1977
39	Cody Bellinger	2017	32	Gil Hodges	1952	30	Raul Mondesi	1997
39	Matt Kemp	2011	32	Roy Campanella	1955	30	Raul Mondesi	1998
36	Max Muncy	2021	32	Gil Hodges	1956			
36	Mike Piazza	1996	32	Jimmy Wynn	1974			

Brooklyn/Los Angeles 100-RBI Club

2019	Cody Bellinger	115	1979	Steve Garvey	110	1949	Carl Furillo	106
2014	Adrian González	116	1978	Steve Garvey	113		Jackie Robinson	124
2013	Adrian González	100	1977	Steve Garvey	115		Gil Hodges	115
2011	Matt Kemp	126		Ron Cey	110		Carl Furillo	106
2009	Andre Ethier	106	1975	Ron Cey	101	1946	Dixie Walker	116
	Matt Kemp	101	1974	Steve Garvey	111	1945	Dixie Walker	124
2006	J.d. Drew	100		Jimmy Wynn	108		Luis Olmo	110
2005	Jeff Kent	105	1970	Wes Parker	111	1943	Babe Herman	100
2004	Adrian Beltre	121	1962	Tommy Davis	153	1942	Dolph Camilli	109
2002	Shawn Green	114		Frank Howard	119	1941	Dolph Camilli	120
2001	Shawn Green	125	1956	Duke Snider	101	1939	Dolph Camilli	104
	Gary Sheffield	100	1955	Duke Snider	136	1938	Dolph Camilli	100
2000	Gary Sheffield	109		Roy Campanella	107	1934	Sam Leslie	102
	Eric Karros	106		Gil Hodges	102	1932	Hack Wilson	123
1999	Eric Karros	112	1954	Gil Hodges	130	1930	Billy Herman	130
	Eric Sheffield	101		Duke Snider	130		Glenn Wright	126
1997	Mike Piazza	124	1953	Roy Campanella	142		Del Bissonette	113
	Eric Karros	104		Duke Snider	126	1929	Babe Herman	113
1996	Eric Karros	111		Gil Hodges	122	1928	Del Bissonette	106
	Mike Piazza	105	1952	Gil Hodges	102	1925	Jack Fournier	130
1995	Eric Karros	105	1951	Roy Campanella	108		Zack Wheat	103
1993	Mike Piazza	112		Gil Hodges	103	1924	Jack Fournier	116
1983	Pedro Guerrero	103		Duke Snider	101	1923	Jack Fournier	102
1982	Pedro Guerrero	100	1950	Gil Hodges	113	1922	Zack Wheat	112
1980	Steve Garvey	106		Duke Snider	107			

Dodger Batters With .300 AVG, 30 HR, 100 RBI

Player	Year	BA	HR	RBI
Cody Bellinger	2019	.305	47	115
Matt Kemp	2011	.324	39	126
Adrian Beltre	2004	.334	48	121
Gary Sheffield	2001	.311	36	100
Gary Sheffield	2000	.325	43	109
Gary Sheffield	1999	.301	34	101
Eric Karros	1999	.304	34	112
Mike Piazza	1997	.362	40	124
Mike Piazza	1996	.336	36	105
Mike Piazza	1993	.318	35	112
Pedro Guerrero	1982	.304	32	100
Duke Snider	1955	.309	42	136
Roy Campanella	1955	.318	32	107
Gil Hodges	1954	.304	42	130
Duke Snider	1954	.341	40	130
Gil Hodges	1953	.302	31	122
Roy Campanella	1953	.312	41	142
Duke Snider	1953	.336	42	126
Roy Campanella	1951	.325	33	108
Duke Snider	1950	.321	31	107
Babe Herman	1930	.393	35	130

Fastest Brooklyn/Los Angeles Dodgers To Reach Milestones

Fastest Batter To Reach 30 Home Runs	Player	Year	Date	Player	Year	Date
				Tommy Davis	1962	July 20
	Cody Bellinger	2019	July 4	Shawn Green	2001	Aug. 18
	Gary Sheffield	2000	July 14	Cody Bellinger	2019	Aug. 20
	Duke Snider	1955	July 16	Shawn Green	2002	Aug. 24
	Gil Hodges	1951	July 25	Eric Karros	1999	Aug. 25
	Shawn Green	2001	July 28			

Fastest Los Angeles Batter To 100 RBI

Brooklyn/Los Angeles All-Time Hitting Streaks

Name	Club	Games	Streak
Willie Davis	Los Angeles	31	Aug. 1-Sept. 3, 1969
Andre Ethier	Los Angeles	30	April 2-May 6, 2011
Zack Wheat	Brooklyn	29	Aug. 20-Sept. 16, 1916
Joe Medwick	Brooklyn	27	May 23-June 25, 1942
Duke Snider	Brooklyn	27	Aug. 19-Sept. 13, 1953
Willie Keeler	Brooklyn	26	Aug. 8-Sept. 3, 1902
Zack Wheat	Brooklyn	26	July 11-Aug. 7, 1918
Harvey Hendrick	Brooklyn	26	April 20-May 30, 1929
Buzz Boyle	Brooklyn	25	May 1-June 5, 1934
Willie Davis	Los Angeles	25	May 5-June 2, 1971
Steve Sax	Los Angeles	25	Sept. 1-27, 1986
Paul Lo Duca	Los Angeles	25	May 17-June 18, 2003

Brooklyn/Los Angeles 200-Hit Club

Year	Player	Hits	Year	Player	Hits	Year	Player	Hits
1900	Willie Keeler	204	1929	Babe Herman	217	1974	Steve Garvey	200
1901	Willie Keeler	202		John Frederick	206	1975	Steve Garvey	210
1921	Jim Johnston	203	1930	Babe Herman	241	1976	Steve Garvey	200
1922	Zack Wheat	201		John Frederick	206	1978	Steve Garvey	202
1923	Jim Johnston	203	1932	Lefty O'Doul	219	1979	Steve Garvey	204
1924	Zack Wheat	212	1949	Jackie Robinson	203	1980	Steve Garvey	200
1925	Zack Wheat	221	1962	Tommy Davis	230	1986	Steve Sax	210
1925	Milt Stock	202		Maury Wills	208	1997	Mike Piazza	201
						2004	Adrian Beltre	200

Los Angeles Single-Season Pinch-Hit Leaders

Year	Player	Pinch-Hits	Year	Player	Pinch-Hits	Year	Player	Pinch-Hits
1958	Elmer Valo	9	1978	Lee Lacy	13	1999	Dave Hansen	13
1959	Norm Larker	8	1979	Manny Mota	15	2000	Dave Hansen	15
1960	Chuck Essegjan	8	1980	Pedro Guerrero,	11	2001	Dave Hansen	9
1961	Frank Howard	9		Jay Johnstone, Gary Thomasson		2002	Alex Cora	11
1962	Lee Walls	13	1981	Jay Johnstone	11	2003	Mike Kinkade	10
1963	Lee Walls, Wally Moon	7	1982	Ron Roenicke	13	2004	Olmedo Saenz	15
1964	Wally Moon	7	1983	Jose Morales	12	2005	Ricky Ledee	11
1965	Wally Moon	5	1984	Candy Maldonado	9	2006	Olmedo Saenz	15
1966	Tommy Davis, Al Ferrara	5	1985	Terry Whitfield	14	2007	Olmedo Saenz	14
1967	Wes Parker, Lou Johnson	5	1986	Bill Russell	10	2008	Delwyn Young	14
	John Roseboro, Jimmy Campanis		1987	Ken Landreaux	10	2009	Mark Loretta, Juan Pierre	14
	Len Gabrielson, Al Ferrara		1988	Mickey Hatcher	12	2010	Garret Anderson	12
1968	Jim Fairey	8	1989	Lenny Harris, Mickey Hatcher,		2011	Tony Gwynn, Jr.	8
1969	Len Gabrielson	13		Franklin Stubbs	6	2012	Bobby Abreu	9
1970	Len Gabrielson	8	1990	Mickey Hatcher	14	2013	Jerry Hairston, Jr.	7
1971	Willie Crawford	8	1991	Chris Gwynn	13	2014	Justin Turner	12
1972	Manny Mota	10	1992	Mitch Webster	17	2015	Alex Guerrero	13
1973	Steve Garvey	12	1993	Dave Hansen	18	2016	Andrew Toles	8
1974	Manny Mota	15	1994	Jeff Treadway	13	2017	Kiké Hernández	10
1975	Manny Mota, Leron Lee	10	1995	Dave Hansen	11	2018	Chase Utley	13
1976	Ed Goodson	15	1996	Dave Hansen	13	2019	David Freese	12
1977	Manny Mota	14	1997	Nelson Liriano	7	2020 AJ Pollock	3	
1977	Manny Mota	14	1998	Roger Cedeno	8	2021	Albert Pujols	14

Los Angeles Top RBI Months

41	Frank Howard	August 1962	27	Wes Parker	May 1972	26	Mike Piazza	April 1998
37	Mike Marshall	Sept./Oct. 1985	27	Mike Piazza	Sept./Oct. 1993	26	Adrian Beltre	August 2003
33	Tommy Davis	June 1962	27	Mike Piazza	August 1997	26	Hanley Ramirez	August 2012
32	James Loney	Sept. 2007	27	Mike Piazza	Sept./Oct. 1997	26	Corey Seager	September 2019
31	Kal Daniels	Sept./Oct. 1990	27	Eric Karros	July 1997	25	Tommy Davis	July 1962
30	Ron Fairly	July 1964	27	Raul Mondesi	May 1998	25	Steve Garvey	May 1974
30	Steve Garvey	June 1977	27	Eric Karros	June 1998	25	Raul Mondesi	August 1995
30	Gary Sheffield	June 2000	27	Raul Mondesi	May 1999	25	Mike Piazza	August 1995
30	Brian Jordan	Sept. 2002	27	Eric Karros	July 1999	25	Mike Piazza	June 1997
29	Ron Cey	April 1977	27	Gary Sheffield	August 2001	25	Eric Karros	June 1997
29	Shawn Green	August 2002	27	Matt Kemp	August 2009	25	Shawn Green	August 2001
29	Cody Bellinger	April 2019	27	Cody Bellinger	May 2017	25	Steve Finley	August 2004
28	Darryl Strawberry	August 1991	27	Cody Bellinger	June 2017	25	Manny Ramirez	August 2008
28	Darryl Strawberry	Sept./Oct. 1991	26	Willie Davis	August 1972	25	Matt Kemp	April 2012
28	Mike Piazza	June 1994	26	Joe Ferguson	May 1973	25	Yasiel Puig	May 2014
28	Eric Karros	May 2000	26	Dusty Baker	August 1979	25	Adrián González	Sept. 2014
28	Nomar Garciaparra	May 2006	26	Dusty Baker	June 1980	25	Matt Kemp	Sept. 2014
28	Manny Ramirez	Sept. 2008	26	Pedro Guerrero	June 1985			

Dodger Franchise Winning And Losing Streaks

Longest Overall Winning Streak

15	Aug. 25-Sept. 6 (1), 1924
13	July 21 (1) - 31, 1947
	Aug. 7-20, 1953
	May 21-June 1 (2), 1962
	Sept. 16-30, 1965
12	Aug. 16 (2) - 29, 1895
	May 28 - June 9, 1899
	April 24-May 5, 1976
11	Eight Times (Three In L.A.)
	May 17-29, 1993
	July 28-Aug. 8, 2006
	July 4-19, 2017
10	12 Times (Four In L.A.)
	April 20-30, 1980
	May 14-25, 2003
	Aug. 7-17, 2013
	June 16-25, 2017

Longest Home Winning Streaks

22	May 5 - July 8, 1899
15	June 12 - July 14, 1890
14	April 21 - May 12, 1921
13	May 4 - June 5, 1993
13	April 13 - May 7, 2009*
12	Aug. 5 - Sept. 15, 1930
11	Five Times (Once In LA)
	June 6-25, 2017

Longest Road Winning Streaks

15	July 7-Aug. 5, 2013
12	Aug. 25 - Sept. 6 (1), 1924
11	July 22 - 31, 1947
	April 14 - May 10, 1955
10	July 6 - 31, 1951
	May 29 - June 7, 1954
9	June 10 - July 6, 1940
	Aug. 17 (1) - 26, 1950
	June 23 - July 14, 1963
	June 22 - July 8, 1970
	June 26 - July 17, 2001
	July 3-26, 2004

*Modern-Day MLB Record For Home Wins To Start Season

Longest Overall Losing Streaks

16	June 28 (1) - July 16, 1944
14	Sept. 16 (2) - 30 (2), 1937
12	April 20 - May 8, 1907
12	Sept. 13 (2) - 25, 1925
11	Aug. 7 - 21, 1906
11	Sept. 2-12, 2017
10	Nine Times (Twice In L.A.)
	Aug. 14-24, 1961
	June 10-21, 1992

Longest Home Losing Streaks

15	August 30 - Oct. 3, 2021 (still active)
10	July 3 - 12, 1913
	Aug. 17 - 30, 1923
	May 21 - June 17 (2), 1938
9	June 13 - July 26, 1906
	Aug. 2 - Aug. 10, 1926
	Aug. 13 - Sept. 5, 1987
	Aug. 26-Sept. 10, 2017

Longest Road Losing Streaks

17	June 18 (2) - July 16 (1), 1944
16	June 8 - July 27 (2), 1909
14	Sept. 16 (2) - Sept. 30 (2), 1937
12	Sept. 1 (1) - 29, 1908
11	Sept. 14 - 25, 1925
	June 2 - 21, 1992
10	June 4 (2) - 14, 1919
	May 15 - 27 (1), 1926
	Aug. 9-29, 2008

Los Angeles Dodger Firsts

First Batter	Jim Davenport	April 15, 1958 At San Francisco (Single)
First Dodger Batter	Gino Cimoli	April 15, 1958 (Strikeout)
Walk	Duke Snider	April 15, 1958 At San Francisco
Hit	Charlie Neal	April 15, 1958 At San Francisco
Run	Charlie Neal	April 16, 1958 At San Francisco
Ground Double Play	Rube Walker	April 15, 1958 At San Francisco
Double	Pee Wee Reese	April 16, 1958 At San Francisco
Triple	Pee Wee Reese	April 17, 1958 At San Francisco
Home Run	Dick Gray	April 16, 1958 At San Francisco
Grand Slam	Willie Mays	May 12, 1958 Vs. San Francisco
First Dodger Grand Slam	Gil Hodges	Aug. 23, 1958 Vs. Milwaukee
RBI	Dick Gray	April 16, 1958 At San Francisco
Sacrifice Fly	Charlie Neal	April 16, 1958 At San Francisco
Sacrifice Hit	Johnny Podres	April 22, 1958 Vs. Chicago
Stolen Base	Charlie Neal	April 18, 1958 Vs. San Francisco
Caught Stealing	Gil Hodges	April 16, 1958 At San Francisco
Start	Don Drysdale	April 15, 1958 At San Francisco
Complete Game	Johnny Podres	April 16, 1958 At San Francisco
Shutout - One Pitcher	Carl Erskine	May 18, 1958 (Game 2)
Wild Pitch	Carl Erskine	April 18, 1958 Vs. San Francisco
Win	Johnny Podres	April 16, 1958 At San Francisco
Loss	Don Drysdale	April 15, 1958 At San Francisco
Save	Clem Labine	April 18, 1958 Vs. San Francisco

Longest Scoreless Inning Streaks In Los Angeles History

Pitcher	Scoreless Innings	Dates
Orel Hershiser	59	8-30 To 9-28-1988
Don Drysdale	58	5-14 To 6-08-1968
Zack Greinke	45.2	6-18 To 7-26-2015
Clayton Kershaw	41	6-13 To 7-10-2014
Clayton Kershaw	37	7-03 To 8-03-2015
Fernando Valenzuela	35	4-14 To 5-03-1981
Don Sutton	35	9-10 To 10-03-1972
Orel Hershiser	33	6-29 To 7-24-1984
Sandy Koufax	33	7-03 To 7-16-1963
Hyun-Jin Ryu	32	5-1 to 5-25-2019
Fernando Valenzuela	31	9-19-80 To 4-14-1981
Bob Miller	31	5-23 To 6-26-1964
Don Sutton	29	4-25 To 5-12-1972
Alex Wood	27	5-2 To 6-10-2017
Don Sutton	27	4-23 To 5-06-1969
Sandy Koufax	26	6-13 To 6-21-1963
Don Drysdale	26	9-01 To 9-16-1960
Wilson Alvarez	25	9-07 To 9-23-2003
Chan Ho Park	25	9-19 To 9-29-2000
Rick Honeycutt	25	6-05 To 6-20-1986
Fernando Valenzuela	25	4-09 To 4-23-1985
Andy Messersmith	25	5-31 To 6-13-1975
Don Drysdale	25	5-14 To 5-27-1967
Don Drysdale	25	9-19 To 10-02-1966

Brooklyn/Los Angeles 20-Game Winners (Since 1900)

Wins	Pitcher	Year	Wins	Pitcher	Year	Wins	Pitcher	Year
29	Joseph McGinnity	1900	22	Nap Rucker	1911	21	Clayton Kershaw	2011
28	Dazzy Vance	1924	22	Burleigh Grimes	1921	21	Clayton Kershaw	2014
27	Don Newcombe	1956	22	Burleigh Grimes	1924	20	Julio Urias	2021
27	Sandy Koufax	1966	22	Dazzy Vance	1925	20	William Clark	1932
26	Sandy Koufax	1965	22	Dazzy Vance	1928	20	Luke Hamlin	1939
25	William Donovan	1901	22	Kirby Higbe	1941	20	Don Newcombe	1951
25	Jeff Pfeffer	1916	22	Whit Wyatt	1941	20	Carl Erskine	1953
25	Don Drysdale	1962	22	Preacher Roe	1951	20	Don Newcombe	1955
25	Sandy Koufax	1963	21	Henry Schmidt	1903	20	Claude Osteen	1969
23	Jeff Pfeffer	1914	21	Dutch Reuther	1922	20	Bill Singer	1969
23	Burleigh Grimes	1920	21	Burleigh Grimes	1923	20	Al Downing	1971
23	Don Drysdale	1965	21	Ralph Branca	1947	20	Claude Osteen	1972
23	Orel Hershiser	1988	21	Don Sutton	1976	20	Andy Messersmith	1974
22	Brickyard Kennedy	1900	21	Fernando Valenzuela	1986	20	Tommy John	1977
						20	Ramon Martinez	1990

Opponent No-Hitters VS. Dodgers

Pitcher	Team	Date And Location
Amos Rusie	New York Giants	July 31, 1891 At New York
John Stivetts	Boston Beaneaters	Aug. 6, 1892 At Boston
Walter Thornton	Chicago Cubs	Aug. 21, 1898 (2G) At Chicago
John Lush	Philadelphia Phillies	July 20, 1906 At Brooklyn
Nicholas Maddox	Pittsburgh Pirates	Sept. 20, 1907 At Pittsburgh
Leon Ames*	New York Giants	April 15, 1909 At New York
Rube Marquard	New York Giants	April 15, 1915 At New York
Paul Dean	St. Louis Cardinals	Sept. 21, 1934 (2G) At Brooklyn
Johnny Vander Meer	Cincinnati Reds	June 15, 1938 At Brooklyn
James Tobin	Boston Braves	April 27, 1944 At Boston
Vernon Bickford	Boston Braves	Aug. 11, 1950 At Boston
Don Larsen+\$	New York Yankees	Oct. 8, 1956 At New York
John Candelaria	Pittsburgh Pirates	Aug. 9, 1976 At Pittsburgh
Nolan Ryan	Houston Astros	Sept. 26, 1981 At Houston
Tom Browning+	Cincinnati Reds	Sept. 16, 1988 At Cincinnati
Mark Gardner#	Montreal Expos	July 26, 1991 At Los Angeles
Dennis Martinez+	Montreal Expos	July 28, 1991 At Los Angeles
Kent Mercker	Atlanta Braves	April 8, 1994 At Los Angeles
Jered Weaver/Jose Arredondo^	LA Angels	June 28, 2008 At Los Angeles
Kevin Millwood/Charlie Furbush/Stephen Pryor	Seattle Mariners	June 8, 2012 At Seattle
Lucas Luetge/Brandon League/Tom Wilhelmssen		
Mike Fiers	Houston Astros	Aug. 21, 2015 At Houston
Jake Arrieta	Chicago Cubs	Aug. 30, 2015 Vs. Chicago
Zach Davies/R. Tepera/A. Chafin/C. Kimbrel	Chicago Cubs	June 24, 2021 vs. Chicago

+ Perfect Game \$ 1956 World Series – Game 5; *Pitched A No-Hitter For 9 1/3 Innings But Lost Game In The 13th Inning, 3-0.

Pitched Hitless Ball For Nine Innings; Gave Up Hit In 10th And Lost Game, 1-0; ^The Dodgers Won 1-0 And Were No-Hit For Eight Innings.

H I S T O R Y A N D R E C O R D S

Brooklyn No-Hitters

Date	Pitcher	Opponent	Score	Catcher
June 22, 1891	Thomas Lovett	New York	4-0	---
July 20, 1906	Malcolm Eason	At St. Louis	2-0	Bill Bergen
Sept. 5, 1908 (2Nd Game)	Nap Rucker	Boston	6-0	Bill Bergen
Sept. 13, 1925 (1St Game)	Dazzy Vance	Philadelphia	10-1	Hank Deberry
April 30, 1940	James (Tex) Carleton	At Cincinnati	3-0	Herman Frankson
April 23, 1946	Ed Head	Boston	5-0	Farrell Anderson
Sept. 9, 1948	Rex Barney	At New York	2-0	Bruce Edwards
June 19, 1952	Carl Erskine	Chicago	5-0	Roy Campanella
May 12, 1956	Carl Erskine	New York	3-0	Roy Campanella
Sept. 25, 1956	Sal Maglie	Philadelphia	5-0	Roy Campanella

Los Angeles No-Hitters

Date	Pitcher	Opponent	Score	Catcher
June 30, 1962	Sandy Koufax	New York	5-0	John Roseboro
May 11, 1963	Sandy Koufax	San Francisco	8-0	John Roseboro
June 4, 1964	Sandy Koufax	At Philadelphia	3-0	Doug Camill
Sept. 9, 1965	Sandy Koufax	Chicago	1-0*	Jeff Torborg
July 20, 1970	Bill Singer	Philadelphia	5-0	Jeff Torborg
June 27, 1980	Jerry Reuss	At San Francisco	8-0	Steve Yeager
June 29, 1990	Fernando Valenzuela	St. Louis	6-0	Mike Scioscia
Aug. 17, 1992	Kevin Gross	San Francisco	2-0	Mike Scioscia
July 14, 1995	Ramon Martinez	Florida	7-0	Mike Piazza
Sept. 17, 1996	Hideo Nomo	At Colorado	9-0	Mike Piazza
May 25, 2014	Josh Beckett	At Philadelphia	6-0	Drew Butera
June 18, 2014	Clayton Kershaw	Colorado	8-0	A.J. Ellis
May 4, 2018	Walker Buehler/Tony Cingrani	At San Diego (Mexico)	4-0	Yasmani Grandal
Yimi Garcia/Adam Liberatore				
*Perfect Game				

Los Angeles One-Hitters

Date	Pitcher	Club	Score	Hit By	Date	Pitcher	Club	Score	Hit By
5/23/80	Sandy Koufax	At PIT	1-0	Daniels, 1B In 2nd	4/26/85	Orel Hershiser	SD	2-0	Gwynn, 1B In 4th
5/25/85	Don Drysdale	STL	2-0	Flood, 1B In 1st	7/23/85	Orel Hershiser	PIT	6-0	Thompson, 1B In 2nd
6/17/85	Claude Osteen	SF	3-0	Hiatt, 1B In 2nd	10/1/87	Bob Welch	SF	7-0	Aldrete, 1B In 6th
6/20/85	Sandy Koufax	NYM	2-1	Hickman, HR In 5th	5/25/88	Tim Leary	At PHI	4-0	Daulton, 1B In 3rd
8/4/88	Mike Kekich	NYM	2-0	Swoboda, 1B In 7th	7/21/90	Tim Lincecum	At PIT	6-0	Bell, 1B In 4th
5/1/89	Don Sutton	At SF	5-0	Davenport, 2B In 8th	7/21/90	Tim Lincecum	At PIT	6-0	Bell, 1B In 4th
6/19/71	Don Sutton	HOU	4-0	Wynn, 2B In 6th	8/5/95	Hideo Nomo	At SF	3-0	Clayton, 1B In 7th
5/9/74	Don Sutton	At SD	6-0	Grubb, 1B In 2nd	6/27/98	Ismael Valdes	PIT	2-0	K. Young, 1B In 8th
4/15/75	Don Sutton	CIN	3-1	Bench, HR In 7th	7/19/00	Kevin Brown	COL	9-1	L. Walker, HR In 1st
8/18/77	Don Sutton	SF	7-0	Hill, 1B In 8th	4/26/02	Odalis Perez	At CHC	10-0	Patterson, 1B In 7th
5/11/79	Doug Rau	MON	7-0	Speier, 1B In 8th	6/25/02	Odalis Perez	COL	4-0	Estalella, 1B In 6th
5/29/80	Bob Welch	ATL	3-0	Blanks, 1B In 4th	7/7/04	Kazuhisa Ishii	ARI	11-0	Hillenbrand, 1B In 5th
4/21/82	Jerry Reuss	HOU	6-0	A. Howe, 2B In 1st	8/31/05	Derek Lowe	At CHC	7-0	Hairston, 1B In 1st
4/29/82	Burt Hooton	PHI	4-0	Dejesus, 1B In 4th	7/7/08	Hiroki Kuroda	ATL	3-0	Teixeira, 2B In 8th
6/11/82	Jerry Reuss	CIN	11-1	Milner, 2B In 1st	9/29/15	Clayton Kershaw	At SF	8-0	Frandsen, 1B In 3rd
6/1/83	Bob Welch	PHI	1-0	Hayes, 1B In 4th	8/23/17	Rich Hill	At PIT	0-1	Harrison, HR In 10th
4/27/84	Rick Honeycutt	At SD	1-0	Salazar, 1B In 4th					

Recent Two-Hitters By Dodger Pitchers

Date	Pitcher	Club	Score	Hit By	Date	Pitcher	Club	Score	Hit By
9/23/00	Brown	Vs. SD	2-1	D. Jackson, Klesko	5/29/11	Kershaw	Vs. FLA	8-0	Morrison, Infante
9/29/00	Park	At SD	3-0	Nevin, Larocca	6/20/11	Kershaw	Vs. DET	4-0	Wells, Raburn
7/18/01	Park	Vs. MIL	5-0	Loretta, Sexson	5/28/13	Ryu	Vs. LAA	3-0	Kendrick, Iannetta
5/24/03	Nomo	At MIL	6-0	Vander Wal, Helms	7/13/13	Greinke	Vs. COL	1-0	Helton, Herrera
8/4/10	Padilla	Vs. SD	9-0	Ludwick, Headley	9/16/13	Ryu	At ARI	1-2	Goldschmidt, Hill
8/19/10	Lily	Vs. COL	2-0	Fowler, Tulowitzki	5/23/16	Kershaw	Vs. CIN	1-0	Cozart, Barnhart

Longest Games In Dodger History (18 Or More Innings)

Innings	Date	Location	Result
26*	May 1, 1920	Boston	Brooklyn 1, Boston 1
23	June 27, 1939	Boston	Brooklyn 2, Boston 2
22	Aug. 22, 1917	Brooklyn	Brooklyn 6, Pittsburgh 5
22	June 3, 1989	Houston	Houston 5, Los Angeles 4
22	Aug. 23, 1989	Montreal	Los Angeles 1, Montreal 0
21	Aug. 17, 1982	Chicago	Los Angeles 2, Chicago 1
20	April 30, 1919	Philadelphia	Brooklyn 9, Philadelphia 9
20	July 5, 1940	Boston	Brooklyn 6, Boston 2
20	July 7, 1993	Philadelphia	Philadelphia 7, Los Angeles 6
19	June 17, 1915	Chicago	Chicago 4, Brooklyn 2
19	May 3, 1920	Boston	Boston 2, Brooklyn 1
19	May 17, 1939	Chicago	Brooklyn 9, Chicago 9
19**	Sept. 11, 1946	Brooklyn	Cincinnati 0, Brooklyn 0
19	Aug. 8, 1972	Cincinnati	Cincinnati 2, Los Angeles 1
19	May 24, 1973	Los Angeles	New York 7, Los Angeles 3
18	Aug. 17, 1902	Brooklyn	Brooklyn 7, St. Louis 7
18	June 1, 1919	Brooklyn	Philadelphia 10, Brooklyn 9
18	Sept. 6, 1984	Los Angeles	Atlanta 3, Los Angeles 2
18	Aug. 3, 1996	Los Angeles	Atlanta 5, Los Angeles 3

*Longest Game And Longest Tied Game In Major League History

**Longest Scoreless Game In Major League History

Longest Game Times In Dodger History

Time	Innings	Date	Location	Result
7:14*	22	June 3, 1989	Houston	Houston 5, Los Angeles 4
6:14	22	Aug. 23, 1989	Montreal	Los Angeles 1, Montreal 0
6:10	21	Aug. 17-18, 1982	Chicago	Los Angeles 2, Chicago 1
6:10	20	July 7, 1993	Philadelphia	Philadelphia 7, Los Angeles 6
6:05	13	March 29, 2019	Los Angeles	Arizona 5, Los Angeles 4
5:55	16	July 24, 2018	Philadelphia	Philadelphia 7, Los Angeles 4
5:49	16	August 25, 2021	San Diego	Los Angeles 5, San Diego 3
5:47	17	May 22, 2016	San Diego	Los Angeles 9, San Diego 5
5:46	15	April 2, 2018	Arizona	Arizona 8, Los Angeles 7
5:45	16	Sept. 28, 1986	San Francisco	San Francisco 6, Los Angeles 5
5:42	19	May 24, 1973	Los Angeles	New York 7, Los Angeles 3
5:40	12	July 14, 2019	Boston	Los Angeles 7, Boston 4
5:35	17	April 12, 1980	Houston	Los Angeles 6, Houston 5
5:34	14	Sept. 3, 2014	Los Angeles	Washington 8, Los Angeles 5
5:29	14	Aug. 31, 2015	Los Angeles	Los Angeles 5, San Francisco 4
5:26	14	July 6, 2016	Los Angeles	Baltimore 6, Los Angeles 4
5:20	16	Sept. 13, 1982	Los Angeles	Los Angeles 4, San Diego 3
5:19	20	July 5, 1940	Boston	Brooklyn 6, Boston 2
5:19	16	May 7, 2002	Atlanta	Los Angeles 6, Atlanta 5
5:16	16	Sept. 6, 1987	Los Angeles	Los Angeles 3, New York 2
5:16	15	May 2, 1995	San Francisco	San Francisco 4, Los Angeles 3
5:16	14	April 7, 2018	San Francisco	San Francisco 7, Los Angeles 5
5:15	23	June 23, 1939	Boston	Brooklyn 2, Boston 2
5:14	16	April 13, 1999	Arizona	Arizona 7, Los Angeles 6
5:14	14	July 10, 2013	Arizona	Los Angeles 7, Arizona 5
5:11	12	May 1, 2014 (2)	Minnesota	Los Angeles 4, Minnesota 3
5:10	16	July 22, 2016	St. Louis	St. Louis 4, Los Angeles 3
5:07	13	Aug. 20, 2011	Colorado	Colorado 7, Los Angeles 6
5:06	15	Aug. 25, 2006	Arizona	Arizona 9, Los Angeles 7
5:06	14	Aug. 18, 2007	Los Angeles	Colorado 7, Los Angeles 4

*Longest Night Game In National League History †Longest Extra-Inning 1-0 Game In Major League History

H I S T O R Y A N D R E C O R D S

Best And Worst Starts In Franchise History (Not including 2020)

G	Year	W	L	T	Pct	G	Year	W	L	T	Pct	G	Year	W	L	T	Pct
10	1955	10	0	0	1.000	63	1955	47	16	0	.746	122	2017	87	35	0	.713
11	1940	10	1	0	.909	64	1955	48	16	0	.750	123	2017	88	35	0	.715
11	1955	10	1	0	.909	65	1955	49	16	0	.754	124	2017	89	35	0	.718
12	1940	11	1	0	.917	66	1955	49	17	0	.742	125	2017	89	36	0	.712
12	1955	11	1	0	.917	67	1955	50	17	0	.746	126	2017	90	36	0	.714
13	2021	11	2	0	.846	68	1955	50	18	0	.735	127	2017	91	36	0	.717
14	2021	12	2	0	.857	69	1955	51	18	0	.739	128	2017	91	37	0	.711
15	2021	13	2	0	.867	70	1955	51	19	0	.729	129	2017	91	38	0	.705
16	1955	14	2	0	.875	71	1955	52	19	0	.732	130	2017	91	39	0	.700
17	1955	15	2	0	.882	72	1955	52	20	0	.722	131	2017	91	40	0	.695
18	1955	16	2	0	.889	73	1942	52	21	0	.712	132	1942	91	40	1	.695
19	1955	17	2	0	.895	73	1955	52	21	0	.712	132	1953	91	40	1	.695
20	1955	18	2	0	.900	74	1942	53	21	0	.716	133	2017	92	41	0	.692
21	1955	19	2	0	.905	75	1942	53	22	0	.707	134	1899	91	40	3	.695
22	1955	20	2	0	.909	75	1955	53	22	0	.707	135	1899	92	40	3	.697
23	1955	21	2	0	.913	76	1942	54	22	0	.711	136	1899	92	41	3	.692
24	1955	22	2	0	.917	76	1955	54	22	0	.711	137	1953	94	42	1	.691
25	1955	22	3	0	.880	77	1942	55	22	0	.714	138	1953	95	42	1	.693
26	1955	22	4	0	.846	77	1955	55	22	0	.714	139	1953	96	42	1	.696
26	1977	22	4	0	.846	78	1942	56	22	0	.718	140	1953	97	42	1	.698
27	1955	23	4	0	.852	79	1952	56	22	1	.718	141	1953	97	43	1	.693
28	1955	24	4	0	.857	80	1952	57	22	1	.722	142	1953	97	44	1	.688
29	1955	25	4	0	.862	81	1952	58	22	1	.725	143	1953	98	44	1	.690
30	1955	25	5	0	.833	82	1952	59	22	1	.728	144	1953	98	45	1	.685
31	1955	25	6	0	.806	83	1952	60	22	1	.732	145	1953	98	46	1	.681
32	1955	25	7	0	.781	84	1952	60	23	1	.723	146	1953	99	46	1	.683
32	1977	25	7	0	.781	85	1952	60	24	1	.714	147	1899	98	46	3	.681
33	1977	26	7	0	.788	86	1952	61	24	1	.718	148	1953	100	47	1	.680
34	1955	26	8	0	.765	87	1952	61	25	1	.709	149	1953	101	47	1	.682
34	1977	26	8	0	.765	88	1952	61	26	1	.701	150	1953	102	47	1	.685
35	1955	27	8	0	.771	89	1942	62	27	0	.697	151	1953	102	48	1	.680
35	1977	27	8	0	.771	89	1955	62	27	0	.697	152	1953	103	48	1	.682
36	1977	28	8	0	.778	90	1942	63	27	0	.700	153	1953	104	48	1	.684
37	1955	28	9	0	.757	91	1942	64	27	0	.703	154	1953	104	49	1	.680
37	1977	28	9	0	.757	92	1942	65	27	0	.707	155	1953	105	49	1	.682
38	1977	29	9	0	.763	93	1942	65	28	0	.699	156	1941	99	54	3	.647
39	1977	30	9	0	.769	94	1942	66	28	0	.702	157	1941	100	54	3	.649
40	1955	30	10	0	.750	95	1942	67	28	0	.705	158	2019	102	56	0	.646
40	1977	30	10	0	.750	96	1942	68	28	0	.708	2021	2021	102	56	0	.646
41	1955	31	10	0	.756	97	1942	68	29	0	.701	159	2019	103	56	0	.648
41	1977	31	10	0	.756	98	1942	69	29	0	.704	2021	2021	103	56	0	.648
42	1955	32	10	0	.762	99	1942	70	29	0	.707	160	2019	104	56	0	.650
43	1955	32	11	0	.744	100	1942	71	29	0	.710	2021	2021	104	56	0	.650
43	1977	32	11	0	.744	101	1942	72	29	0	.713	161	2019	105	56	0	.652
44	1955	33	11	0	.750	102	1942	72	30	0	.706	2021	2021	105	56	0	.652
44	1977	33	11	0	.750	103	1942	73	30	0	.709	162	2019	106	56	0	.654
45	1955	34	11	0	.756	104	1942	73	30	1	.709	2021	2021	106	56	0	.654
46	1955	35	11	0	.761	105	1942	74	30	1	.712						
47	1955	36	11	0	.766	106	2017	75	31	0	.708						
48	1899	36	11	1	.766	107	2017	75	32	0	.701						
49	1955	37	12	0	.755	108	2017	76	32	0	.704						
50	1955	38	12	0	.760	109	2017	77	32	0	.706						
51	1955	39	12	0	.765	110	2017	78	32	0	.709						
52	1955	40	12	0	.769	111	2017	79	32	0	.712						
53	1955	41	12	0	.774	112	2017	79	33	0	.705						
54	1955	42	12	0	.778	113	2017	80	33	0	.708						
55	1899	41	12	2	.774	114	2017	81	33	0	.711						
56	1899	42	12	2	.778	115	2017	81	34	0	.704						
57	1899	43	12	2	.782	116	2017	82	34	0	.707						
58	1899	43	13	2	.768	117	2017	83	34	0	.709						
59	1899	43	14	2	.754	118	2017	84	34	0	.712						
60	1899	44	14	2	.759	119	2017	85	34	0	.714						
61	1899	44	15	2	.746	120	2017	86	34	0	.717						
62	1955	46	16	0	.742	121	2017	87	34	0	.719						

LA History

Best Start After...

10 Games	9-1 (1981)
20 Games	17-3 (1977)
30 Games	24-6 (1977)
50 Games	36-14 (1974)
81 Games	55-26 (1974, 2019)
100 Games	69-31 (2017)

Worst Start After...

10 Games	2-8 (1976)
20 Games	7-13 (3 Times)
30 Games	10-20 (1958)
50 Games	21-29 (1958, 67)
81 Games	34-47 (1967, 79)
100 Games	41-59 (1992)

Los Angeles Openers

Date	Opp, Loc	Starter	Result	Att	Date	Opp, Loc	Starter	Result	Att
4/15/68	At SF	Drysdale	LA Lost, 8-0	23,448	4/13/89	HOU At LA	Belcher	LA Lost, 4-2	47,136
4/18/68	SF At LA	Erskine	LA Won, 6-5	78,672	4/9/90	SD At LA	Hershiser	LA Won, 4-2	48,686
4/11/69	At Chi	Drysdale	LA Lost, 6-1	12,288	4/10/91	At ATL	Belcher	LA Won, 6-4	18,527
4/14/69	STL At LA	Podres	LA Lost, 6-2	61,552	4/12/91	SD At LA	Ojeda	LA Lost, 4-2	49,976
4/12/60	Chi At LA	Drysdale	LA Won, 3-2 (11)	67,550	4/6/92	SF At LA	Martinez	LA Lost, 8-1	49,018
4/11/61	PHI At LA	Drysdale	LA Won, 6-2	50,927	4/5/93	At FLA	Hershiser	LA Lost, 6-3	42,334
4/10/62	CIN At LA	Podres	LA Lost, 6-3	52,564	4/13/93	STL At LA	Ke, Gross	LA Lost, 9-7	53,529
4/9/63	At CHC	Drysdale	LA Won, 5-1	18,589	4/5/94	FLA At LA	Hershiser	LA Won, 4-3	53,757
4/16/63	CHC At LA	Podres	LA Lost, 2-1	33,758	4/25/95	At FLA	R. Martinez	LA Won, 8-7	42,125
4/14/64	STL At LA	Koufax	LA Won, 4-0	50,451	4/28/95	ATL At LA	Astacio	LA Won, 9-1	51,081
4/12/65	At NYY	Drysdale	LA Won, 6-1	37,999	4/1/96	At HOU	R. Martinez	LA Won, 4-3	34,375
4/20/65	NYY At LA	Osteen	LA Lost, 3-2	36,161	4/8/96	ATL At LA	At LA	LA Won, 1-0	53,180
4/12/66	HOU At LA	Osteen	LA Won, 3-2	34,520	4/1/97	PHI At LA	R. Martinez	LA Lost, 3-0	53,079
4/10/67	At CIN	Miller	LA Lost, 6-1	28,422	3/31/98	At STL	R. Martinez	LA Lost, 6-0	47,972
4/18/67	CIN At LA	Osteen	LA Won, 7-2	17,947	4/7/98	Ari At LA	Park	LA Won, 9-1	52,424
4/10/68	PHI At LA	Osteen	LA Lost, 2-0	28,138	4/5/99	Ari At LA	Brown	LA Won, 8-6 (11)	53,109
4/7/69	At CIN	Drysdale	LA Won, 3-2	30,111	4/3/00	At MON	Brown	LA Won, 10-4	51,249
4/15/69	SD At LA	Osteen	LA Won, 14-0	22,200	4/14/00	Cin At LA	Hershiser	LA Won, 8-1	53,223
4/12/70	Cin At LA	Osteen	LA Lost, 4-0	30,457	4/2/01	MI At LA	Park	LA Won, 1-0	53,154
4/5/71	At HOU	Singer	LA Lost, 5-2	22,421	4/2/02	SF At LA	Brown	LA Lost, 9-2	53,356
4/9/71	SD At LA	Singer	LA Lost, 6-3	31,413	3/31/03	LA At ARI	Nomo	LA Won, 8-0	47,356
4/15/72	At CIN	Sutton	LA Won, 3-1	37,895	4/7/03	ARI At LA	Brown	LA Lost, 6-4 (12)	53,819
4/21/72	SD At LA	Downing	LA Won, 12-2	30,320	4/5/04	SD At LA	Nomo	LA Lost, 4-2	53,850
4/6/73	At SD	Sutton	LA Lost, 4-2	32,019	4/5/05	LA At SF	Lowe	LA Lost, 4-2	42,788
4/11/73	CIN At LA	Sutton	LA Lost, 4-1	24,755	4/12/05	SF At LA	Weaver	LA Won, 9-8	55,891
4/5/74	SD At LA	Sutton	LA Won, 8-0	31,566	4/3/06	ATL At LA	Lowe	LA Lost, 11-0	56,000
4/7/75	At CIN	Sutton	LA Lost, 2-1 (14)	52,526	4/2/07	LA At MIL	Lowe	LA Lost, 7-1	45,341
4/14/75	CIN At LA	Rau	LA Won, 5-2	45,502	4/9/07	Col At LA	Schmidt	LA Lost, 6-3	56,000
4/9/76	At SF	Sutton	LA Lost, 4-2	37,261	3/31/08	SF At LA	Penny	LA Won, 5-0	56,000
4/13/76	SD At LA	Hooton	LA Lost, 8-5	52,703	4/6/09	LA At SD	Kuroda	LA Won, 4-1	45,496
4/17/77	SF At LA	Sutton	LA Won, 5-1	51,022	4/13/09	SF At LA	Billingsley	LA Won, 11-1	57,099
4/17/78	At ATL	Sutton	LA Won, 13-4	42,866	4/5/10	LA At PIT	Padilla	LA Lost, 11-5	39,024
4/14/78	ATL At LA	John	LA Won, 5-1	38,397	4/13/10	Ari At LA	Kershaw	LA Won, 9-5	56,000
4/5/79	SD At LA	Hooton	LA Lost, 4-3	46,536	3/31/11	SF At LA	Kershaw	LA Won, 2-1	56,432
4/10/80	At HOU	Hooton	LA Lost, 3-2	33,270	4/5/12	LA At SD	Lindblom	LA Won, 5-3	42,941
4/17/80	HOU At LA	Sutton	LA Won, 6-4	45,476	4/10/12	PIT At LA	Jansen	LA Won, 2-1	56,000
4/9/81	HOU At LA	Valenzuela	LA Won, 2-0	50,511	4/1/13	SF At LA	Kershaw	LA Won, 4-0	53,136
4/6/82	SF At LA	Reuss	LA Won, 4-3	49,662	3/22/14	LA At ARI (Aus)	Kershaw	LA Won, 3-1	38,266
4/5/83	At HOU	Valenzuela	LA Won, 16-7	27,343	4/4/14	SF At LA	Ryu	LA Lost, 8-4	53,493
4/8/83	MON At LA	Hooton	LA Lost, 8-3	45,369	4/6/15	SD At LA	Kershaw	LA Won, 6-3	53,518
4/3/84	STL At LA	Valenzuela	LA Lost, 11-7	50,103	4/4/16	LA At SD	Kershaw	LA Won, 15-0	44,377
4/9/85	At HOU	Valenzuela	LA Lost, 2-1	42,876	4/12/16	ARI At LA	Maeda	LA Lost, 4-2	53,279
4/12/85	SF At LA	Honeycutt	LA Lost, 4-1	46,910	4/3/17	SD At LA	Kershaw	LA Won, 14-3	53,701
4/7/86	SD At LA	Valenzuela	LA Won, 2-1	49,444	3/29/18	SF At LA	Kershaw	LA Lost, 1-0	53,585
4/6/87	At HOU	Hershiser	LA Lost, 4-3	44,585	3/28/19	ARI At LA	Ryu	LA Won, 12-5	53,086
4/9/87	SF At LA	Welch	LA Lost, 8-1	46,289	7/23/20	SF At LA	May	LA Won, 8-1	---
4/4/88	SF At LA	Valenzuela	LA Lost, 5-1	48,484	4/1/21	LA at COL	Kershaw	LA Lost, 8-5	20,570
4/3/89	At CIN	Belcher	LA Lost, 6-4	55,385					

H I S T O R Y A N D R E C O R D S

1945-2021 Dodger Opening Day Lineups (Continued)

1945	Bordagaray Olmo Galan Walker Hart Owen Sandlock Durocher Davis	LF OF 1B RF 3B C SS 2B P	1954	Gilliam Reese Snider Robinson Campanella Hodges Furillo Cox Erskine	2B SS 2B LF RF 1B CF 3B C P	1963	Wills Oliver W. Davis T. Davis Skowron Roseboro Fairly Mcmullen Drysdale	2B SS OF LF 1B C RF 3B P	1972	Wills Buckner W. Davis Robinson Lefebvre Crawford Sims Grabarkewitz Sutton	SS 2B OF LF 1B C RF 3B P	1981	Lopes Landreaux Baker Garvey Cey Guerrero Soloscia Russell Valenzuela	SS 1B OF RF 2B LF C 3B P	1990	Samuel Randolph Brooks Murray Daniels Hamilton Soloscia Griffin Hershiser	OF 2B RF 1B LF 3B C SS P
1946	Herman Whitman Hermanski Graham Furillo Riggs Anderson Gregg	SS 2B LF RF 1B CF 3B C P	1955	Gilliam Reese Snider Hodges Amoros Robinson Furillo Campanella Erskine	SS 2B OF 1B LF 3B RF C P	1964	Wills Gilliam W. Davis T. Davis Fairly Howard Roseboro Werhas Koufax	SS 2B OF LF 1B RF C 3B P	1973	Lacy Mota Buckner W. Davis Crawford Ferguson Mcmullen Russell Sutton	SS 2B OF LF 1B RF C 3B P	1982	Sax Landreaux Baker Garvey Cey Guerrero Yeager Russell Reuss	2B OF LF 1B CF RF C 3B SS P	1991	Butler Samuel Strawberry Murray Daniels Harris Soloscia Griffin Belcher	2B OF LF 1B 3B RF C SS P
1947	Starky Robinson Reiser Walker Hermanski Edwards Jorgensen Reese Hatten	2B 1B OF CF LF C 3B SS P	1956	Gilliam Reese Snider Campanella Hodges Robinson Furillo Neal Newcombe	LF SS OF LF 1B 3B RF RF P	1965	Wills Parker W. Davis T. Davis Roseboro Lefebvre Fairly Kennedy Drysdale	SS 1B OF LF C LF RF 3B P	1974	Lopes Buckner Wynn Ferguson Crawford Cey Joshua Russell Sutton	SS 1B OF C LF RF LF SS P	1983	Sax Landreaux Baker Guerrero Brock Marshall Russell Yeager Valenzuela	2B 1B OF C RF 3B LF SS P	1992	Butler Harris Daniels Strawberry Davis Samuel Soloscia Offerman R. Martinez	OF 2B 1B RF LF 2B C SS P
1948	Robinson Vaughan Ward Furillo Reese Whitman Cox Hodges Bamey	2B LF 1B OF SS RF 3B C P	1957	Gilliam Cinoli Snider Furillo Hodges Jackson Campanella Zimmer Newcombe	2B OF CF 1B 3B C SS P	1966	Wills Parker W. Davis T. Davis Lefebvre Johnson Roseboro Oliver Osteen	SS 1B OF LF C LF C 2B P	1975	Lopes Buckner Wynn Ferguson Garvey Cey Yeager Russell Sutton	SS 1B OF RF 3B LF C SS P	1984	Sax Russell Landreaux Guerrero Marshall Maldonado Rivera Soloscia Valenzuela	2B SS LF OF 1B 3B C SS P	1993	Offerman Butler Strawberry Davis Wallach Karros Piazza Reed Hershiser	SS OF RF LF 1B 3B C 2B P
1949	Abrams Reese Snider Robinson Furillo Cox Hodges Campanella Hatten	LF SS CF 2B 1B 3B 1B C P	1958	Cinoli Reese Snider Hodges Neal Gray Furillo Walker Drysdale	CF SS LF 1B 2B 1B RF C P	1967	Parker Hunt Johnson Fairly Bailey Lefebvre Roseboro Bailey Michael Miller	CF 2B RF 1B 3B C LF SS P	1976	Buckner Szemore Baker Garvey Cey Ferguson Yeager Russell Sutton	CF 2B RF 1B 3B C RF C SS P	1985	Duncan Landreaux Oliver Guerrero Marshall Soloscia Bream Anderson Valenzuela	LF 2B CF OF 1B 3B RF C SS P	1994	Deshields Butler Piazza Karros Wallach Rodriguez Mondesi Offerman Hershiser	2B CF C 1B 3B LF RF SS P
1950	Reese Shuba Snider Robinson Furillo Hodges Morgan Campanella Newcombe	SS LF CF 2B 1B RF 3B C P	1959	Fairly Moon Roseboro Snider Neal Hodges Zimmer Baxes Drysdale	RF LF C CF 2B 1B SS 3B P	1968	W. Davis Versalles Parker Ferrara Bailey Fairly Popovich Haller Osteen	OF SS 1B LF 3B RF 2B C P	1977	Lopes Russell Smith Cey Garvey Monday Baker Yeager Sutton	OF SS 1B LF 3B OF 2B C P	1986	Duncan Landreaux Madlock Brock Marshall Stubbs Soloscia Sax Valenzuela	2B SS RF 3B 1B OF LF C P	1995	Deshields Offerman Mondesi Piazza Karros Rodriguez Ashley Hansen R. Martinez	2B SS CF C 1B RF LF 3B P
1951	Thompson Furillo Snider Robinson Hodges Campanella Reese Bridges Erskine	LF RF CF 2B 1B C SS 3B P	1960	Gilliam Neal Moon Snider Hodges Roseboro Demeter Wills Drysdale	3B 2B LF RF 1B CF CF SS P	1969	Crawford Gabrielson Sudakis Fairly Kosco Haller Lefebvre Szemore Drysdale	CF RF 3B 1B LF C 2B SS P	1978	Lopes Russell Smith Cey Garvey Baker Monday Yeager Sutton Hooton	CF RF 3B 1B LF C 2B SS P	1987	Sax Duncan Madlock Marshall Stubbs Landreaux Soloscia Ramsey Hershiser	2B SS RF 3B 1B LF CF C P	1996	Deshields Butler Piazza Karros Mondesi Blowers Hollandsworth Gagne R. Martinez	2B CF C 1B RF 3B LF SS P
1952	Reese Cox Robinson Campanella Pafko Snider Hodges Furillo Roe	SS 3B 2B C LF CF 1B RF P	1961	Wills W. Davis T. Davis Snider Moon Larker Neal Roseboro Drysdale	SS CF 3B RF LF 1B 2B C P	1970	Wills Buckner W. Davis Crawford Parker Garvey Haller Szemore Osteen	SS LF CF RF 1B 3B C 2B P	1979	Lopes Russell Smith Garvey Cey Baker Monday Yeager Sutton Hooton	SS LF CF RF 1B 3B C 2B P	1988	Sax Griffin Gibson Guerrero Marshall Shelby Davis Soloscia Valenzuela	2B SS RF 3B 1B CF LF C P	1997	Butler Guerrero Mondesi Piazza Karros Zelle Hollandsworth Gagne R. Martinez	CF 2B RF C 1B 3B LF SS P
1953	Gilliam Reese Snider Robinson Campanella Thompson Hodges Furillo Erskine	2B SS CF 3B C LF 1B RF P	1962	Wills Gilliam Moon Snider Roseboro Fairly Spencer W. Davis Podres	SS 2B LF RF C 1B 3B CF P	1971	Wills Buckner W. Davis Parker Allen Sims Garvey Russell Singer	SS CF RF 1B LF C 3B 2B P	1980	Lopes Law Smith Garvey Baker Cey Thomas Yeager Hooton	SS OF RF 1B LF 3B SS C P	1989	Randolph Griffin Gibson Murray Marshall Shelby Hamilton Soloscia Belcher	2B SS LF 1B RF RF 3B SS C P	1998	Young Vizcaino Piazza Zelle Mondesi Konerko Hollandsworth Hubbard R. Martinez	2B SS C 3B RF 1B LF CF P

1945-2021 Dodger Opening Day Lineups (Continued)

1999	Young Grudzzielanek Sheffield Mondesi White Karros Hundley Beltre Brown	2B SS LF RF CF 1B C 3B P	2007	Pierre Martin Garciaaparra Kent Gonzalez Betemit Ethier Martinez Lowe	CF C 1B 2B LF 3B RF SS P	2015	Rollins Pug Gonzalez Kendrick Crawford Uribe Pederson Ellis Kershaw	SS RF 1B 2B LF 3B CF C P
2000	White Grudzzielanek Sheffield Green Karros Hundley Beltre Elster Brown	CF 2B LF RF 1B C 3B SS P	2008	Furcal Ethier Kemp Kent Jones Martin Loney Dewitt Penny	SS LF RF 2B CF C 1B 3B P	2016	Utley Seager Turner Gonzalez Pug Crawford Pederson Ellis Kershaw	2B SS 3B 1B RF LF CF C P
2001	Coodwin Grudzzielanek Sheffield Green Karros Donnels Kreuter Cora Park	CF 2B LF RF 1B 3B C SS P	2009	Furcal Hudson Ramirez Ethier Martin Loney Kemp Blake Kuroda	SS 2B LF RF C 1B CF 3B P	2017	Toles Seager Turner Gonzalez Forsythe Pederson Grandal Pug Kershaw	LF SS 3B 1B 2B CF C RF P
2002	Roberts Izturis Lo Duca Green Jordan Beltre Karros Grudzzielanek Brown	CF SS C RF LF 3B 1B 2B P	2010	Furcal Martin Ethier Ramirez Kemp Loney Blake Dewitt Padilla	SS C RF LF CF 1B 3B 2B P	2018	Taylor Seager Pug Hernandez Beltre Kemp Grandal Forsythe Kershaw	CF SS RF 2B 1B LF C 3B P
2003	Roberts Lo Duca Green Jordan Mcgriff Beltre Cabrera Izturis Nomo	CF C RF LF 1B 3B 2B SS P	2011	Furcal Gwynn Ethier Kemp Loney Uribe Barajas Carroll Kershaw	SS LF RF CF 1B 3B C 2B P	2019	Pederson Seager Turner Muncy Pollock Beltre Hernandez Barnes Ryu	RF SS 3B 1B CF RF 2B C P
2004	Roberts Izturis Bradley Green Lo Duca Encarnacion Beltre Cora Nomo	LF SS CF 1B C RF 3B 2B P	2012	Gordon M. Ellis Kemp Ethier Rivera Loney Uribe A. Ellis Kershaw	SS 2B CF RF LF 1B 3B C P	2020	Muncy Betts Beltre Turner Seager Hernandez Pederson Pollock Barnes May	1B RF CF 3B SS 2B LF DH C P
2005	Izturis Choi Drew Kent Bradley Valentin Lecde Phillips Lowe	SS 1B RF 2B CF 3B LF C P	2013	Crawford M. Ellis Kemp Gonzalez Ethier Cruz A. Ellis Sellers Kershaw	LF 2B CF 1B RF 3B C SS P	2021	Betts Seager J. Turner Beltre Muncy Taylor Lux Barnes Kershaw	RF SS 3B CF 1B LF 2B C P
2006	Furcal Cruz Drew Kent Saenz Muller Alomar Jr. Repko Lowe	SS LF RF 2B 1B 3B C CF P	2014	Pug Turner Ramirez Gonzalez Van Slyke Uribe Ethier Ellis Kershaw	RF 2B SS 1B LF 3B CF C P			

Most O.D. Starts In L.A. Dodger History

C	Sojoscia (10)
1B	Karros (9)
2B	Lopes (7)
3B	Cey (9)
SS	Russell (11)
CF	W. Davis (11)
RF	Ethier (6)
LF	Baker (7)
P	Kershaw (9)

L.A. Opening Day Facts And Figures

L.A. Dodgers Win/Loss Record:
35-29

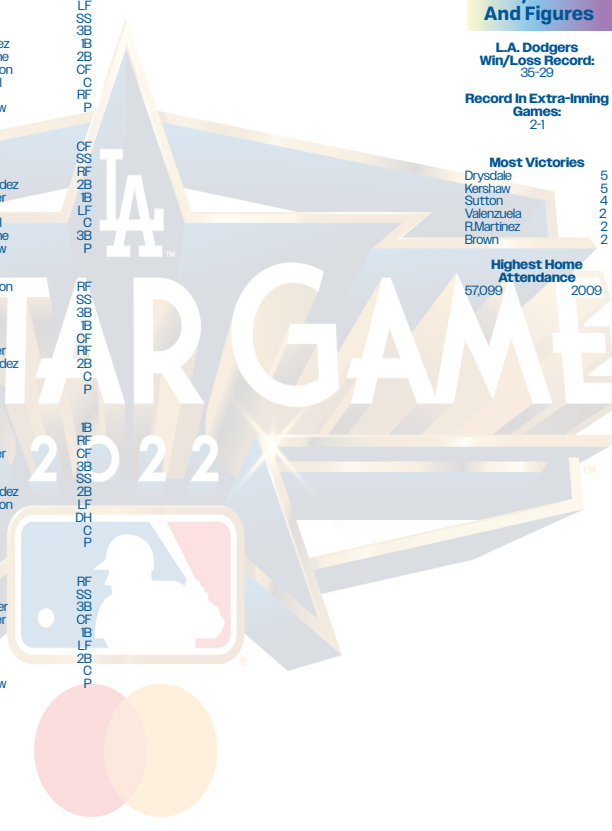
Record In Extra-Inning Games:
2-1

Most Victories

Drysdale	5
Kershaw	5
Sutton	4
Valenzuela	2
R. Martinez	2
Brown	2

Highest Home Attendance

57,099 2009



H I S T O R Y A N D R E C O R D S

MLB Postseason Appearances And Championships

Team	Most Postseason Appearances	Appearances
BAL/NY Yankees		57
BRK/LA Dodgers		35
BOS/MIL/ATL Braves		34
STL Cardinals		31
PHI/KC/OAK Athletics		29
NY/SF Giants		27

Team	Most World Series Appearances	Appearances
BAL/NY Yankees		40
BRK/LA Dodgers		21
NY/SF Giants		20
STL Cardinals		19
BOS/MIL/ATL Braves		17
PHI/KC/OAK Athletics		14

Team	Most World Series Titles	Titles
Baltimore/New York Yankees		27
St. Louis Cardinals		11
Phi/Kc/Oakland Athletics		9
New York/San Francisco Giants		8
Boston Red Sox		8

Wild Card Series Results

Year	Game	Date	W/L	Score	Winner	Loser	Att.
2020	1	9-30 vs. MIL	W	4-2	Urias	Suter	---
	2	10-1 vs. MIL	W	3-0	Kershaw	Woodruff	---
2021	1	10-6 vs. STL	W	3-1	Jansen	McFarland	53,193

Division Series Results

Year	Game	Date	W/L	Score	Winner	Loser	Att.
1981	1	10-6 At HOU	L	1-3	Ryan	Stewart	44,836
	2	10-7 At HOU	L	0-1 (11)	Sambito	Stewart	42,398
	3	10-9 At LA	W	6-1	Hooton	Knipper	46,820
	4	10-10 At LA	W	2-1	Valenzuela	Ruhle	55,983
	5	10-11 At LA	W	4-0	Reuss	Ryan	55,979
1995	1	10-3 At LA	L	2-7	Schourek	R. Martinez	44,199
	2	10-4 At LA	L	4-6	Burba	Osuna	46,051
	3	10-6 At Cin	L	1-10	Wells	Nomo	53,276
1996	1	10-2 At LA	L	1-2	Smoltz	Osuna	47,428
	2	10-3 At LA	L	2-3	Maddux	Valdes	51,916
2004	1	10-5 At ATL	L	2-5	Glavine	Nomo	52,529
	2	10-5 At STL	L	3-8	Williams	Perez	52,127
	2	10-7 At STL	L	3-8	Haren	Weaver	52,228
	3	10-9 At LA	W	4-0	Lima	Morris	55,942
2006	1	10-4 At NYM	L	2-6	Suppan	Perez	56,268
	2	10-5 At NYM	L	1-4	Glavine	Kuo	57,029
	3	10-7 At LA	L	5-9	Feliciano	Broxton	56,293
2008	1	10-1 At OHC	W	7-2	Lowe	Dempster	42,099
	2	10-2 At OHC	W	10-3	Billingsley	Zambrano	42,136
	3	10-4 At LA	W	3-1	Kuroda	Harden	56,000
2009	1	10-7 At LA	W	6-3	Weaver	Carpenter	56,000
	2	10-8 At LA	W	3-2	Sherrill	Franklin	51,819
	3	10-10 At STL	W	5-1	Padilla	Pineiro	47,296
2013	1	10-3 At ATL	W	6-1	Kershaw	Medlen	43,021
	2	10-4 At ATL	L	3-4	Minor	Greinke	48,966
	3	10-6 At LA	W	13-6	Capuano	Toheren	54,646
	4	10-7 At LA	W	4-3	Wilson	Carpenter	54,438
2014	1	10-3 At LA	L	9-10	Gonzales	Kershaw	52,265
	2	10-4 At LA	W	3-2	League	Neshek	54,599
	3	10-6 At STL	L	1-3	Lackey	Eibert	47,574
	4	10-7 At STL	L	2-3	Gonzales	Kershaw	46,906

Year	Game	Date	W/L	Score	Winner	Loser	Att.
2015	1	10-9 At LA	L	1-3	Degrom	Kershaw	54,428
	2	10-10 At LA	W	5-2	Greinke	Syndergaard	54,455
	3	10-12 At NYM	L	7-13	Harvey	Anderson	44,276
	4	10-13 At NYM	W	3-1	Kershaw	Matz	44,831
	5	10-15 At LA	L	2-3	Degrom	Greinke	54,602
2016	1	10-7 At WAS	W	4-3	Kershaw	Scherzer	43,915
	2	10-9 At WAS	L	2-5	Treinen	Hill	43,826
	3	10-10 At LA	L	3-8	Solis	Maeda	53,901
	4	10-11 At LA	W	6-5	Blanton	Treinen	49,617
	5	10-13 At WAS	W	4-3	Urias	Rzepczynski	43,936
2017	1	10-6 Vs. AFI	W	9-5	Kershaw	Walker	54,707
	2	10-7 Vs. AFI	W	8-5	Maeda	Ray	54,726
	3	10-9 At AFI	W	3-1	Darvish	Greinke	48,641
2018	1	10-4 Vs. ATL	W	6-0	Ryu	Foltynewicz	50,947
	2	10-5 Vs. ATL	W	3-0	Kershaw	Sanchez	54,452
	3	10-7 At ATL	L	5-6	Toussaint	Wood	42,385
2019	1	10-8 At ATL	W	6-2	Madsen	Venters	39,586
	1	10-3 vs. WAS	W	6-0	Buehler	Corbin	53,095
	2	10-4 vs. WAS	L	2-4	Strasburg	Kershaw	53,086
	3	10-6 At WAS	W	10-4	Ryu	Corbin	43,423
	4	10-7 At WAS	L	1-6	Scherzer	Urias	36,847
2020	5	10-9 vs. WAS	L	3-7 (10)	Hudson	Kelly	54,159
	1	10-6 vs. SD*	W	5-1	May	Richards	---
	2	10-7 vs. SD*	W	6-5	Kershaw	Davies	---
	3	10-8 at SD*	W	12-3	Urias	Morejon	---
	1	10-8 at SFG	L	0-4	Webb	Buehler	41,934
2021	2	10-9 at SFG	W	9-2	Urias	Gausman	42,275
	3	10-11 at LA	L	0-1	Rogers	Scherzer	53,299
	4	10-12 at LA	W	7-2	Kelly	DeSclafani	52,935
	5	10-14 at SFG	W	2-1	Jansen	Doval	42,275



*Neutral Site @ Globe Life Field

Championship Series Results

Year	Game	Date	W/L Score	Winner	Losers	Att.	Year	Game	Date	W/L Score	Winner	Losers	Att.
1974	1	10-5 At PIT	W,3-0	Sutton	Reus	40638	2013	1	10-11 At STL	L,2-3	Lynn	Withrow	46691
	2	10-6 At PIT	W,5-2	Messersmith	Gausti	49247		2	10-12 At STL	L,0-1	Wacha	Kershaw	46872
	3	10-8 At LA	L,0-7	Kison	Rau	55953		3	10-14 Vs. STL	W,3-0	Ryu	Wainwright	53940
1977	4	10-9 At LA	W,12-1	Sutton	Reus	54,424	4	10-15 Vs. STL	L,2-4	Lynn	Nolasco	53,992	
	1	10-4 At LA	L,5-7	Garber	Sosa	55,968	5	10-16 Vs. STL	W,6-4	Greinke	Kelly	53,883	
	2	10-5 At LA	W,7-1	Sutton	Lonborg	55,973	6	10-18 At STL	L,0-9	Wacha	Kershaw	46,899	
	3	10-7 At PHI	W,6-5	Rautzhan	Garber	63,719	2016	1	10-15 At CHC	L,4-8	Chapman	Blanton	42,376
1978	4	10-8 At PHI	W,4-1	John	Carlton	64,924	2	10-16 At CHC	W,1-0	Kershaw	Hendricks	42,384	
	1	10-4 At PHI	W,9-5	Welch	Christenson	63,460	3	10-18 Vs. CHC	W,6-0	Hill	Arrieta	54,269	
	2	10-5 At PHI	W,4-0	John	Rutven	60,642	4	10-19 Vs. CHC	L,2-0	Montgomery	Utas	54,449	
	3	10-6 At LA	L,4-9	Carlton	Sutton	55,043	5	10-20 Vs. CHC	L,4-8	Lester	Blanton	54,449	
1981	4	10-7 At LA	W,4-3 (10)	Forster	Mcgraw	55,24	6	10-22 At CHC	L,0-5	Hendricks	Kershaw	42,386	
	1	10-13 At LA	W,5-1	Hooton	Gullickson	51,273	2017	1	10-14 Vs. CHC	W,5-2	Maeda	Rondon	54,289
	2	10-14 At LA	L,0-3	Burris	Valenzuela	53,463	2	10-15 Vs. CHC	W,4-1	Jansen	Duensing	54,479	
	3	10-16 At MON	L,1-4	Rogers	Reus	54,372	3	10-17 At CHC	W,6-1	Darvish	Hendricks	41,871	
	4	10-17 At MON	W,7-1	Hooton	Gullickson	54,499	4	10-18 At CHC	L,2-3	Arrieta	Wood	42,195	
1983	5	10-19 At MON	W,2-1	Valenzuela	Rogers	36,491	5	10-19 At CHC	W,1-1	Kershaw	Quintana	42,735	
	1	10-4 At LA	L,0-1	Carlton	Reus	55,254	2018	1	10-12 At MIL	L,5-6	Woodruff	Kershaw	43,615
	2	10-5 At LA	W,4-1	Valenzuela	Donny	55,967	2	10-13 At MIL	W,4-3	Baez	Jeffress	43,905	
	3	10-7 At PHI	L,2-7	Hudson	Welch	53,490	3	10-15 Vs. MIL	L,0-4	Chacin	Buehler	52,793	
	4	10-8 At PHI	L,2-7	Carlton	Reus	64,494	4	10-16 Vs. MIL	W,2-1	Utas	Guerra	53,764	
1985	5	10-19 At MON	W,2-1	Valenzuela	Rogers	36,491	5	10-17 Vs. MIL	W,5-2	Kershaw	Woodruff	54,502	
	1	10-9 At LA	W,4-1	Valenzuela	Tudor	55,270	6	10-19 At MIL	L,2-7	Knebel	Ryu	43,619	
	2	10-10 At LA	W,8-2	Hershiser	Andujar	55,222	7	10-20 At MIL	W,5-1	Madsen	Chacin	44,097	
	3	10-12 At STL	L,2-4	Cox	Welch	53,708	2020	1	10-12 vs. ATL*	L,1-5	Smith	Treinen	10,700
	4	10-13 At STL	L,2-12	Tudor	Reus	53,708	2	10-13 vs. ATL*	L,7-8	Matzka	Gonsolin	10,624	
	5	10-14 At STL	L,2-3	Lahti	Niederfuhr	53,708	3	10-14 at ATL*	W,15-3	Utas	Wright	10,664	
1988	6	10-16 At LA	L,5-7	Worrell	Niederfuhr	55,208	4	10-15 at ATL*	L,2-10	Wilson	Kershaw	11,044	
	1	10-4 At LA	L,2-3	Myers	J.Howell	55,582	5	10-16 at ATL*	W,7-3	Treinen	Smith	11,119	
	2	10-5 At LA	W,8-3	Belcher	Cone	55,780	6	10-17 vs. ATL*	W,3-1	Buehler	Fried	10,772	
	3	10-8 At NYM	L,4-8	Myers	Peña	44,672	7	10-18 vs. ATL*	W,4-3	Utas	Martin	10,920	
	4	10-9 At NYM	W,5-4 (12)	Peña	Modowal	54,014	2021	1	10-16 at ATL	L,2-3	Smith	Treinen	41,815
	5	10-10 At NYM	W,7-4	Belcher	Fernandez	52,069	2	10-17 at ATL	L,4-5	Smith	Graterol	41,873	
	6	10-11 At LA	L,1-5	Cone	Leary	55,885	3	10-19 at LA	W,6-5	Gonsolin	Jackson	51,307	
2008	7	10-12 At LA	W,6-0	Hershiser	Darling	55,693	4	10-20 at LA	L,2-9	Smyly	Utas	53,025	
	1	10-9 At PHI	L,2-3	Hamels	Lowe	45,839	5	10-21 at LA	W,11-2	Phillips	Fried	51,363	
	2	10-10 At PHI	L,5-8	Myers	Billingsley	45,883	6	10-23 at ATL	L,2-4	Matzka	Buehler	43,060	
	3	10-12 At LA	W,7-2	Kuroda	Moyer	56,800							
	4	10-13 At LA	L,5-7	Madsen	Wade	56,800							
2009	5	10-15 At LA	L,1-5	Hamels	Billingsley	56,800							
	1	10-15 At LA	L,6-8	Hamels	Kershaw	56,000							
	2	10-16 At LA	W,2-2	Kuo	Park	56,000							
	3	10-18 At PHI	L,0-11	Lee	Kuroda	45,721							
	4	10-19 At PHI	L,4-5	Lidge	Broxton	46,157							
	5	10-21 At PHI	L,4-10	Durbin	Padilla	46,214							

*Neutral Site @ Globe Life Field

2022



H I S T O R Y A N D R E C O R D S

World Series Results

Year	Game	Date	W/L, Score	Winner	Loser	Att.	Year	Game	Date	W/L, Score	Winner	Loser	Att.
1916	1	10-7 At BOS	L, 5-6	Shore	Marquard	36117	1963	1	10-2 At NYY	W, 5-2	Koufax	Ford	69,000
	2	10-9 At BOS	L, 1-2 (14)	Ruth	Smith	41373		2	10-3 At NYY	W, 4-1	Podres	Downing	66,455
	3	10-10 At BRK	W, 4-3	Coombs	Mays	21087		3	10-5 At LA	W, 1-0	Drysdale	Bouton	55,912
	4	10-11 At BRK	L, 2-6	Leonard	Marquard	21662		4	10-6 At LA	W, 2-1	Koufax	Ford	55,912
	5	10-12 At BOS	L, 1-4	Shore	Pfeiffer	42620		1965	1	10-6 At MIN	L, 2-8	Grant	Drysdale
1920	1	10-5 At BRK	L, 1-3	Coveleski	Marquard	23573	2	10-7 At MIN	L, 1-5	Kaat	Koufax	48,700	
	2	10-6 At BRK	W, 3-0	Grimes	Bagby	22559	3	10-9 At LA	W, 4-0	Osteen	Pascual	55,934	
	3	10-7 At BRK	W, 2-1	S. Smith	Caldwell	25,088	4	10-10 At LA	W, 7-2	Drysdale	Grant	55,920	
	4	10-9 At CLE	L, 1-5	Coveleski	Cadore	25,734	5	10-11 At LA	W, 7-0	Koufax	Kaat	55,801	
	5	10-10 At CLE	L, 1-8	Bagby	Grimes	26,884	6	10-13 At MIN	L, 1-5	Grant	Osteen	49,578	
	6	10-11 At CLE	L, 0-1	Mails	S. Smith	27,194	7	10-14 At MIN	W, 2-0	Koufax	Kaat	50,536	
	7	10-12 At CLE	L, 0-3	Coveleski	Grimes	27,525	1966	1	10-5 At LA	L, 2-5	Drabowsky	Drysdale	55,941
1941	1	10-1 At NYY	L, 2-3	Ruffing	Davis	68,540	2	10-6 At LA	L, 0-6	Palmer	Koufax	56,947	
	2	10-2 At NYY	W, 3-2	Wyatt	Chandler	66,248	3	10-8 At BAL	L, 0-1	Bunker	Osteen	54,445	
	3	10-4 At BRK	L, 1-2	Russo	Casey	33,100	4	10-9 At BAL	L, 0-1	Monally	Drysdale	54,458	
	4	10-5 At BRK	L, 4-7	Murphy	Casey	33,813	1974	1	10-12 At LA	L, 2-3	Fingers	Messersmith	55,974
	5	10-6 At BRK	L, 1-3	Barham	Wyatt	34,072	2	10-13 At LA	W, 3-2	Sutton	Blue	55,989	
1947	1	9-30 At NYY	L, 3-5	Shea	Branca	73,365	3	10-15 At OAK	L, 2-3	Hunter	Downing	49,347	
	2	10-1 At NYY	L, 3-10	Reynolds	Lombardi	69,865	4	10-16 At OAK	L, 2-5	Holtzman	Messersmith	49,347	
	3	10-2 At BRK	W, 9-8	Casey	Newsom	33,098	5	10-17 At OAK	L, 2-3	Odum	Marshall	49,347	
	4	10-3 At BRK	W, 3-2	Casey	Bevens	33,443	1977	1	10-11 At NYY	L, 3-4 (12)	Lyle	Rhoden	56,688
	5	10-4 At BRK	L, 1-2	Shea	Barney	34,379	2	10-12 At NYY	W, 6-1	Hooton	Hunter	56,691	
	6	10-5 At NYY	W, 8-6	Branca	Page	74,065	3	10-14 At LA	L, 3-5	Torrez	John	55,992	
	7	10-6 At NYY	L, 2-5	Page	Gregg	71,548	4	10-15 At LA	L, 2-4	Guidry	Rau	55,995	
1949	1	10-5 At NYY	L, 0-1	Reynolds	Newcombe	66,230	5	10-16 At LA	W, 10-4	Sutton	Gullett	56,955	
	2	10-6 At NYY	W, 1-0	Roe	Raschi	70,053	6	10-18 At NYY	L, 4-8	Torrez	Hooton	56,407	
	3	10-7 At BRK	L, 3-4	Page	Branca	32,788	1978	1	10-10 At LA	W, 11-5	John	Figueroa	55,997
	4	10-8 At BRK	L, 4-6	Lopat	Newcombe	33,934	2	10-11 At LA	W, 4-3	Hooton	Hunter	55,982	
	5	10-9 At BRK	L, 6-10	Raschi	Barney	33,711	3	10-13 At NYY	L, 1-5	Guidry	Sutton	56,447	
1952	1	10-1 At BRK	W, 4-2	Black	Reynolds	34,861	4	10-14 At NYY	L, 3-4 (10)	Gossage	Welch	56,445	
	2	10-2 At BRK	L, 1-7	Raschi	Erskine	33,792	5	10-15 At NYY	L, 2-12	Beattie	Hooton	56,448	
	3	10-3 At BRK	W, 5-3	Roe	Lopat	66,698	6	10-17 At LA	L, 2-7	Hunter	Sutton	55,985	
	4	10-4 At NYY	L, 0-2	Reynolds	Black	71,787	1981	1	10-20 At NYY	L, 3-5	Guidry	Reuss	56,470
	5	10-5 At NYY	W, 6-5 (11)	Erskine	Sain	70,536	2	10-21 At NYY	L, 0-3	John	Hooton	56,505	
	6	10-6 At BRK	L, 2-3	Raschi	Loes	33,195	3	10-23 At LA	W, 5-4	Valenzuela	Frazier	56,236	
	7	10-7 At BRK	L, 2-4	Reynolds	Black	33,195	4	10-24 At LA	W, 8-7	Howe	Frazier	56,242	
1953	1	9-30 At NYY	L, 5-9	Sain	Labine	69,374	5	10-25 At LA	W, 2-1	Reuss	Guidry	56,115	
	2	10-1 At NYY	L, 2-4	Lopat	Roe	66,786	6	10-28 At NYY	W, 9-2	Hooton	Frazier	56,513	
	3	10-2 At BRK	W, 3-2	Erskine	Raschi	35,270	1988	1	10-15 At LA	W, 5-4	Peña	Eckersley	55,983
	4	10-3 At BRK	W, 7-3	Loes	Ford	36,775	2	10-16 At LA	W, 6-0	Hershiser	Davis	56,051	
	5	10-4 At BRK	L, 7-11	Modonaid	Podres	36,775	3	10-18 At OAK	L, 1-2	Honeycutt	Howell	49,316	
1955	6	10-5 At NYY	L, 3-4	Reynolds	Labine	62,370	4	10-19 At OAK	W, 4-3	Belcher	Stewart	49,317	
	1	9-28 At NYY	L, 5-6	Ford	Newcombe	63,869	5	10-20 At OAK	W, 5-2	Hershiser	Davis	49,317	
	2	9-29 At NYY	L, 2-4	Byrne	Loes	64,707	2017	1	10-24 At LA	W, 3-1	Kershaw	Keuchel	54,253
	3	9-30 At BRK	W, 8-3	Podres	Turley	34,209	2	10-25 At LA	L, 6-7 (11)	Devenski	Mccarthy	54,293	
	4	10-1 At BRK	W, 8-5	Labine	Larsen	36,242	3	10-27 At HOU	L, 3-5	Moculiers Jr.	Darvish	43,282	
	5	10-2 At BRK	W, 5-3	Craig	Grim	36,796	4	10-28 At HOU	W, 6-2	Watson	Giles	43,322	
	6	10-3 At NYY	L, 1-5	Ford	Spooner	64,022	5	10-29 At HOU	L, 12-13 (10)	Musgrove	Jansen	43,300	
1956	7	10-4 At NYY	W, 2-0	Podres	Byrne	62,465	6	10-31 At LA	W, 3-1	Watson	Verlander	54,128	
	1	10-3 At BRK	W, 6-3	Maglie	Ford	34,479	7	11-1 At LA	L, 1-5	Morton	Darvish	54,124	
	2	10-5 At BRK	W, 13-8	Bessent	Morgan	36,217	2018	1	10-23 At BOS	L, 4-8	Barnes	Kershaw	38,454
	3	10-6 At NYY	L, 3-5	Ford	Craig	73,977	2	10-24 At BOS	L, 2-4	Price	Ryu	38,644	
	4	10-7 At NYY	L, 2-6	Sturdivant	Erskine	69,705	3	10-26 At LA	W, 3-2 (18)	Wood	Eovaldi	53,114	
	5	10-8 At NYY	L, 0-2	Maglie	64,519	4	10-27 At LA	L, 6-9	Kelly	Flores	54,400		
	6	10-9 At BRK	W, 1-0 (10)	Labine	Turley	33,224	5	10-28 At LA	L, 1-5	Price	Kershaw	54,367	
1959	7	10-10 At BRK	L, 0-9	Kucks	Newcombe	33,782	2020	1	10-20 vs. TB*	W, 8-3	Kershaw	Glasnow	11,388
	1	10-1 At CWS	L, 0-11	Wynn	Craig	48,013	2	10-21 vs. TB*	L, 4-6	Anderson	Gonsolin	11,472	
	2	10-2 At CWS	W, 4-3	Podres	Shaw	47,368	3	10-23 At TB	W, 6-2	Buehler	Morton	11,447	
	3	10-4 At LA	W, 3-1	Drysdale	Donovan	92,394	4	10-24 At TB	L, 7-8	Curtiss	Jansen	11,441	
	4	10-5 At LA	W, 5-4	Sherry	Staley	92,650	5	10-25 At TB*	W, 4-2	Kershaw	Glasnow	11,437	
	5	10-6 At LA	L, 0-1	Shaw	Koufax	92,706	6	10-26 vs. TB*	W, 3-1	Gonzalez	Anderson	11,437	
6	10-8 At CWS	W, 9-3	Sherry	Wynn	47,653								

*Neutral Site @ Globe Life Field

Award-Winning Dodgers

Most Valuable Player: (13)

Jake Daubert	1913
Dazzy Vance	1924
Dolph Camilli	1941
Jackie Robinson	1949
Roy Campanella	1951
Roy Campanella	1953
Roy Campanella	1955
Don Newcombe	1956
Maury Wills	1962
Sandy Koufax	1963
Steve Garvey	1974
Kirk Gibson	1988

Clayton Kershaw	2014
Cody Bellinger	2019

World Series MVP: (7)

Johnny Podres	1955
Larry Sherry	1959
Sandy Koufax	1963
Sandy Koufax	1965
Ron Cey, Pedro Guerrero, Steve Yeager	1981
Orel Hershiser	1988

Corey Seager	2020
---------------------	-------------

Cy Young Award: (12)

Don Newcombe	1956
Don Drysdale	1962
Sandy Koufax	1963
Sandy Koufax	1965
Sandy Koufax	1966
Mike Marshall	1974
Fernando Valenzuela	1981
Orel Hershiser	1988
Eric Gagné	2003
Clayton Kershaw	2011
Clayton Kershaw	2013
Clayton Kershaw	2014

Rookie Of The Year: (18)

Jackie Robinson	1947
Don Newcombe	1949
Joe Black	1952
Jim Gilliam	1953
Frank Howard	1960
Jim Lefebvre	1965
Ted Sizemore	1969
Rick Sutcliffe	1979
Steve Howe	1980
Fernando Valenzuela	1981

Steve Sax	1982
Eric Karros	1992
Mike Piazza	1993
Raul Mondesi	1994
Hideo Nomo	1995
Todd Hollandsworth	1996

Corey Seager	2016
Cody Bellinger	2017

LCS MVP: (7)

Dusty Baker	1977
Steve Garvey	1978
Burt Hooton	1981
Orel Hershiser	1988
Chris Taylor, Justin Turner	2018
Cody Bellinger	2019
Corey Seager	2020

All-Star Game MVP: (5)

Maury Wills (Game 1)	1962
Steve Garvey	1974
Don Sutton	1977
Steve Garvey	1978
Mike Piazza	1996

Comeback Player: (9)

Phil Regan	1966
Al Downing	1971
Jimmy Wynn	1974
Tommy John	1976
Jerry Reuss	1980
Pedro Guerrero	1987
Tim Leary	1988
Orel Hershiser	1991
Tim Lincecum	1994
Nomar Garciaparra	2006

Roberto Clemente Award

Steve Garvey	1981
Clayton Kershaw	2012

Dodger Rawlings Gold Glove Award Winners

1957 Gil Hodges, 1B	1970 Wes Parker, 1B	1978 Davey Lopes, 2B	2009 Orlando Hudson, 2B
1958 Gil Hodges, 1B	1971 Wes Parker, 1B	1981 Dusty Baker, OF	Matt Kemp, OF
1959 Gil Hodges, 1B	Willie Davis, OF	1986 Fernando Valenzuela, P	Andre Ethier, OF
Charlie Neal, 2B	1972 Willie Davis, OF	1988 Orel Hershiser, P	Matt Kemp, OF
1960 Wally Moon, OF	Wes Parker, 1B	1995 Raul Mondesi, OF	Clayton Kershaw, P
1961 John Roseboro, C	1973 Willie Davis, OF	1997 Raul Mondesi, OF	2014 Adrián González, 1B
Maury Wills, SS	1974 Steve Garvey, 1B	1998 Charles Johnson, C	Zack Greinke, P
1962 Maury Wills, SS	Andy McSersmith, P	2004 Cesar Izturis, SS	2015 Zack Greinke, P
1966 John Roseboro, C	1975 Steve Garvey, 1B	Steve Finley, OF	2019 Cody Bellinger, OF
1967 Wes Parker, 1B	Andy McSersmith, P	2006 Greg Maddux, P	2020 Mookie Betts, OF
1968 Wes Parker, 1B	Steve Garvey, 1B	2007 Russell Martin, C	
1969 Wes Parker, 1B	1977 Steve Garvey, 1B	2008 Greg Maddux, P	

Dodger Silver Slugger Award Winners

Dusty Baker, Outfield	1980 Orel Hershiser, Pitcher	1993 Matt Kemp, Outfield	2009
Dusty Baker, Outfield	1981 Mike Piazza, Catcher	1994 Matt Kemp, Outfield	2011
Fernando Valenzuela, Pitcher	1981 Mike Piazza, Catcher	1995 Zack Greinke, Pitcher	2013
Pedro Guerrero, Outfield	1982 Eric Karros, First Base	1995 Adrián González, First Base	2014
Fernando Valenzuela, Pitcher	1983 Mike Piazza, Catcher	1996 Corey Seager, Shortstop	2016
Steve Sax, Second Base	1986 Mike Piazza, Catcher	1997 Corey Seager, Shortstop	2017
Kirk Gibson, Outfield	1988 Adrian Beltre, Third Base	2004 Cody Bellinger, Outfield	2019
Tim Leary, Pitcher	1988 Jeff Kent, Second Base	2005 Mookie Betts, Outfield	2020
Eddie Murray, First Base	1990 Russell Martin, Catcher	2007	
Mike Piazza, Catcher	1993 Andre Ethier, Outfield	2009	

Dodgers With Longest Service To The Club

Player	Years Of Service	Player	Years Of Service
Zack Wheat	1909-1926 (18)	Carl Furillo	1946-1960 (15)
Bill Russell	1969-1986 (18)	Steve Yeager	1972-1985 (14)
Don Sutton	1966-1980, 1988 (16)	Jim Gilliam	1953-1966 (14)
Duke Snider	1947-1962 (16)	Steve Garvey	1969-1982 (14)
Pee Wee Reese	1940-1942, 1946-1958 (16)	Don Drysdale	1956-1969 (14)
Gil Hodges	1943, 1947-1961 (16)	Willie Davis	1960-1973 (14)
		Clayton Kershaw	2008-2021 (14)

Hitting For The Cycle

Babe Herman Holds The Dodger Record And Is Tied For The Major League Record After Hitting For The Cycle Three Times During His Career, Accomplishing The Feat Twice In 1931 For The Dodgers And In 1933 For The Chicago Cubs. He Shares The Big League Record With Bob Meusel (1921, 22, 28) And John Reilly (1883 (2), 90). Following Are Dodgers Who Have Hit For The Cycle, Including 2017 Rookie Of The Year Cody Bellinger Last Year:

Player	Date	Player	Date	Player	Date
Tom P. Burns	Aug. 1, 1890 (G2)	Dixie Walker	Sept. 2, 1944	Wes Parker	May 7, 1970
James Johnston	May 25, 1922 (G1)	Jackie Robinson	Aug. 29, 1948 (G1)	Orlando Hudson	April 13, 2009
Babe Herman	May 18, 1931	Gil Hodges	June 25, 1949	Cody Bellinger	July 15, 2017
Babe Herman	July 24, 1931				

H I S T O R Y A N D R E C O R D S

Dodger Single-Season National League Batting Leaders

Batting: (11)

Jake Daubert	1913	.350
Jake Daubert	1914	.329
Zack Wheat	1918	.335
Lefty O'doul	1932	.368
Pete Reiser	1941	.343
Dixie Walker	1944	.357
Jackie Robinson	1949	.342
Carl Furillo	1953	.344
Tommy Davis	1962	.346
Tommy Davis	1963	.326
Trea Turner	2021	.313

Runs: (9)

Pete Reiser	1941	117
Arky Vaughan	1943	112
Eddie Stanky	1945	128
Pee Wee Reese	1949	132
Duke Snider	1953	132
Duke Snider	1954	120**
Duke Snider	1955	126
Brett Butler	1991	112
Matt Kemp	2011	115

Hits: (7)

Wee Willie Keeler	1900	208
Ivy Olson	1919	164
Duke Snider	1950	199
Tommy Davis	1962	230
Steve Garvey	1978	202
Steve Garvey	1980	200
Trea Turner	2021	195

Singles: (16)

Wee Willie Keeler	1900	179
Jake Daubert	1911	146**
Jake Daubert	1913	152
Ivy Olson	1919	140
Zack Wheat	1924	149
Milt Stock	1925	164
Lefty O'doul	1932	158**
Maury Wills	1961	150**
Maury Wills	1962	179
Maury Wills	1965	165
Steve Sax	1986	157**
Steve Sax	1988	147
Brett Butler	1991	162
Brett Butler	1992	143
Brett Butler	1993	149
Juan Pierre	2007	164

Doubles: (4)

Red Smith	1913	40
John Frederick	1929	52
Pete Reiser	1941	39**
Wes Parker	1970	47

Triples: (16)

Jimmy Sheppard	1901	21
Harry Lumley	1904	18
Whitey Alperman	1907	16**
Jake Daubert	1918	15
Hy Myers	1919	14**
Hy Myers	1920	22
Pete Reiser	1941	17
Luis Olmo	1945	13
Jim Gilliam	1953	17
Wally Moon	1959	11**
Charlie Neal	1959	11**
Willie Davis	1962	10**
Maury Wills	1962	10**
Willie Davis	1970	16
Brett Butler	1994	9**
Dee Gordon	2014	12

Home Runs: (9)

Jimmy Sheppard	1903	9
Harry Lumley	1904	9
Tim Jordan	1906	12
Tim Jordan	1908	12
Jack Fournier	1924	27
Dolph Camilli	1941	34
Duke Snider	1956	43
Adrian Beltre	2004	48
Matt Kemp	2011	39
Hy Myers	1919	73
Dolph Camilli	1941	120
Dixie Walker	1945	124
Roy Campanella	1953	142
Duke Snider	1955	136
Tommy Davis	1962	153
Matt Kemp	2011	126
Adrián González	2014	116

RBI: (8)

Hy Myers	1919	73
Dolph Camilli	1941	120
Dixie Walker	1945	124
Roy Campanella	1953	142
Duke Snider	1955	136
Tommy Davis	1962	153
Matt Kemp	2011	126
Adrián González	2014	116

Total Bases: (8)

Zack Wheat	1916	262
Hy Myers	1919	223
Pete Reiser	1941	299
Duke Snider	1949	343
Duke Snider	1953	370
Duke Snider	1954	378
Matt Kemp	2011	353
Cody Bellinger	2019	351
Trea Turner	2021	319

Stolen Bases: (17)

Jimmy Sheppard	1903	67**
Pete Reiser	1942	20
Arky Vaughan	1943	20
Pete Reiser	1946	34
Jackie Robinson	1947	29
Jackie Robinson	1949	37
Pee Wee Reese	1952	30
Maury Wills	1960	50
Maury Wills	1961	35
Maury Wills	1962	104
Maury Wills	1963	40
Maury Wills	1964	53
Maury Wills	1965	94
Davey Lopes	1975	77
Davey Lopes	1976	63
Dee Gordon	2014	64

Trea Turner

Trea Turner	2021	32
--------------------	-------------	-----------

Walks: (11)

Jack Fournier	1925	86
Dolph Camilli	1938	119
Dolph Camilli	1939	110
Augie Galan	1943	103
Augie Galan	1944	101
Eddie Stanky	1945	148
Eddie Stanky	1946	137
Pee Wee Reese	1947	104**
Duke Snider	1956	99
Jim Gilliam	1959	96
Brett Butler	1991	108

Slugging Percentage: (8)

Jimmy Sheppard	1901	.536
Harry Lumley	1906	.477
Zack Wheat	1916	.461
Hy Myers	1919	.436
Pete Reiser	1941	.558
Duke Snider	1953	.627
Duke Snider	1956	.598
Pedro Guerrero	1985	.577

Top Dodger Batting Duos And Trios

Home Runs:

Duos:

- 2001 (85) - Shawn Green (49), Gary Sheffield (36)
- 2019 (83) - **Cody Bellinger (47), Joc Pederson (36)**
- 2004 (76) - Adrian Beltre (48), Shawn Green (28)
- 2000 (74) - Gary Sheffield (43), Eric Karros (31)

Trios:

- 2019 (118) - **Cody Bellinger (47), Joc Pederson (36), Max Muncy (35)**
- 2001 (110) - Shawn Green(49), Gary Sheffield (36), Paul Lo Duca (25)
- 1997 (102) - Mike Piazza (40), Todd Zelle (31), Eric Karros (31)

Runs Batted In

Duos:

- 1962 (272) - Tommy Davis (153), Frank Howard (119)
- 1997 (228) - Mike Piazza (124), Eric Karros (104)
- 2001 (225) - Shawn Green (125), Gary Sheffield (100)
- 1977 (225) - Steve Garvey (115), Ron Cey (110)

Trios:

- 1962 (357) - Tommy Davis (153), Frank Howard (119), Willie Davis (85)
- 1997 (318) - Mike Piazza (124), Eric Karros (104), Todd Zelle (90)
- 1974 (316) - Steve Garvey (111), Jimmy Wynn (108), Ron Cey (97)

Dodger Single-Season National League Pitching Leaders

Wins: (19)

Burleigh Grimes	1921
Dazzy Vance	1924
Dazzy Vance	1925
Kirby Higbe	1941
Whit Wyatt	1941
Don Newcombe	1956
Don Drysdale	1962
Sandy Koufax	1963
Sandy Koufax	1965
Sandy Koufax	1966
Andy Messersmith	1974
Fernando Valenzuela	1986
Orel Hershiser	1988
Brad Penny	2006
Derek Lowe	2006
Clayton Kershaw	2011
Clayton Kershaw	2014
Clayton Kershaw	2017
Julio Urias	2021

Saves: (14)

Johnny Morrison	1929
Jack Quinn	1931
Jack Quinn	1932
Dutch Leonard	1935
Hugh Casey	1942
Les Webber	1943
Hugh Casey	1947
Jim Hughes	1954
Clem Labine	1956
Clem Labine	1957
Phil Regan	1966
Mike Marshall	1974
Todd Worrell	1996
Eric Gagné	2003
Kenley Jansen	2017

Earned Run Average: (17)

Dazzy Vance	1924	216
Dazzy Vance	1928	209
Dazzy Vance	1930	261
Johnny Podres	1957	266
Sandy Koufax	1962	254
Sandy Koufax	1963	188
Sandy Koufax	1964	174
Sandy Koufax	1965	204
Sandy Koufax	1966	173
Don Sutton	1980	2.21
Alejandro Peña	1984	2.48
Kevin Brown	2000	2.58
Clayton Kershaw	2011	2.28
Clayton Kershaw	2012	2.53
Clayton Kershaw	2013	1.83
Clayton Kershaw	2014	1.77
Zack Greinke	2015	1.66
Clayton Kershaw	2017	2.31

Winning Percentage: (23)*

Joe Mognitty	1900	.763	29-9
Burleigh Grimes	1920	.676	23-11
Freddie Fitzsimmons	1940	.889	16-2
Larry French	1942	.789	15-4
Preacher Roe	1949	.714	15-6
Preacher Roe	1951	.880	22-3
Carl Erskine	1953	.769	20-6
Don Newcombe	1955	.800	20-5
Don Newcombe	1956	.794	27-7
Johnny Podres	1961	.783	18-5
Ron Perranoski	1963	.842	16-3
Sandy Koufax	1964	.792	19-5
Sandy Koufax	1965	.765	26-8
Phil Regan	1966	.933	14-1
Tommy John	1973	.696	16-7
Tommy John	1974	.813	13-3
Rick Rhoden	1976	.800	12-3
Orel Hershiser	1985	.864	19-3
Brad Penny	2007	.800	16-4
Zack Greinke	2013	.789	15-4
Clayton Kershaw	2014	.875	21-3
Zack Greinke	2015	.864	19-3
Alex Wood	2017	.842	16-3
Julio Urias	2021	.870	20-3

Shutouts: (32)

Nap Rucker	1912	6
Clarence Mitchell	1921	3**
Dazzy Vance	1922	5**
Dazzy Vance	1925	4
Dazzy Vance	1928	4**
Douglas Moweeny	1928	4**
Dazzy Vance	1930	4**
Van Lingle Mungo	1935	4**
Whit Wyatt	1940	5**
Whit Wyatt	1941	7
Don Newcombe	1949	5**
Johnny Podres	1957	6**
Roger Craig	1959	4**
Don Drysdale	1959	4**
Sandy Koufax	1963	11
Sandy Koufax	1964	7
Sandy Koufax	1966	5**
Al Downing	1971	5**
Don Sutton	1972	9
Andy Messersmith	1975	7
Jerry Reuss	1980	6
Fernando Valenzuela	1981	8
Orel Hershiser	1984	4**
Alejandro Peña	1984	4**
Bob Welch	1987	4**
Orel Hershiser	1988	8
Tim Lincecum	1989	8
Mike Morgan	1990	4**
Ramon Martinez	1994	3**
Hideo Nomo	1995	3**
Clayton Kershaw	2013	2**
Clayton Kershaw	2015	3**
Clayton Kershaw	2016	3

Strikeouts: (22)

Burleigh Grimes	1921	136
Dazzy Vance	1922	134
Dazzy Vance	1923	197
Dazzy Vance	1924	262
Dazzy Vance	1925	221
Dazzy Vance	1926	140
Dazzy Vance	1927	184
Dazzy Vance	1928	200
Van Lingle Mungo	1936	238
Don Newcombe	1951	164**
Don Drysdale	1959	242
Don Drysdale	1960	246
Sandy Koufax	1961	269
Don Drysdale	1962	232
Sandy Koufax	1963	306
Sandy Koufax	1965	382
Sandy Koufax	1966	317
Fernando Valenzuela	1981	180
Hideo Nomo	1995	236
Clayton Kershaw	2011	248
Clayton Kershaw	2013	232
Clayton Kershaw	2015	301

*Among Pitchers With 15-Plus Decisions

**Tied For League Lead

All NL Champions Since 1900

Top Dodger Pitching Duos And Trios

Strikeouts

Duos:

1965 (592) - Sandy Koufax (382), Don Drysdale (210)
1963 (557) - Sandy Koufax (306), Don Drysdale (251)
1966 (526) - Sandy Koufax (317), Don Sutton (209)

Trios:

1965 (754) - Sandy Koufax (382), Don Drysdale (210), Claude Osteen (162)
1966 (703) - Sandy Koufax (317), Don Sutton (209), Don Drysdale (177)
1963 (691) - Sandy Koufax (306), Don Drysdale (251), Johnny Podres (134)

Brooklyn/Los Angeles All-Stars

1933: Max Carey, Cch; Tony Cucinello, 2B
1934: Casey Stengel, Cch; Al Lopez, C; Van Lingle Mungo, P
1936: Van Lingle Mungo, P
1937: Van Lingle Mungo, P
1938: Leo Durocher, SS; Cookie Lavagetto, 3B; Babe Phelps, C (Phelps Was Selected But Was Replaced By Harry Danning OF New York)
1939: Dolph Camilli, 1B; Cookie Lavagetto, 3B; Babe Phelps, C; Whit Wyatt, P
1940: Pete Coscarart, 2B; Leo Durocher, SS; Cookie Lavagetto, 3B; Joe Medwick, OF; Babe Phelps, C; Whit Wyatt, P
1941: Dolph Camilli, 1B (Camilli Was Selected But Was Replaced By Frank McCormick OF Cincinnati); Billy Herman, 2B; Cookie Lavagetto, 3B; Joe Medwick, OF (Medwick Replaced Hank Lelber OF Chicago); Mickey Owen, C; Pete Reiser, OF; Whit Wyatt, P
1942: Leo Durocher, Mgr; Billy Herman, 2B; Joe Medwick, OF; Mickey Owen, C; Pee Wee Reese, SS; Pete Reiser, OF; Arky Vaughan, 3B; Whit Wyatt, P
1943: Augie Galan, OF; Billy Herman, 2B; Mickey Owen, C; Dixie Walker, OF
1944: Augie Galan, OF; Mickey Owen, C; Dixie Walker, OF
1945: Goody Rosen OF
1946: Kirby Higbe, P; Pee Wee Reese, SS (Reese Was Selected But Was Replaced By Frank McCormick OF Philadelphia); Pete Reiser, OF; Dixie Walker, OF
1947: Ralph Branca, P; Bruce Edwards, C; Pee Wee Reese, SS (Reese Replaced Eddie Miller OF Cincinnati); Eddie Stanky, 2B; Dixie Walker, OF
1948: Leo Durocher, Mgr; Ralph Branca, P; Pee Wee Reese, SS
1949: Burt Shotton, Cch; Ralph Branca, P; Roy Campanella, C; Gil Hodges, 1B; Don Newcombe, P; Pee Wee Reese, SS; Jackie Robinson, 2B; Preacher Roe, P
1950: Burt Shotton, Mgr; Roy Campanella, C; Gil Hodges, 1B; Don Newcombe, P; Pee Wee Reese, SS; Jackie Robinson, 2B; Preacher Roe, P; Duke Snider, OF
1951: Roy Campanella, C; Gil Hodges, 1B; Don Newcombe, P; Pee Wee Reese, SS; Jackie Robinson, 2B; Preacher Roe, P; Duke Snider, OF
1952: Roy Campanella, C; Carl Furillo, OF; Gil Hodges, 1B; Pee Wee Reese, SS; Jackie Robinson, 2B; Preacher Roe, P (Roe Was Selected But Was Replaced By Jim Hearn OF New York); Duke Snider, OF
1953: Charles Dressen, Mgr; Roy Campanella, C; Carl Furillo, OF; Gil Hodges, 1B; Pee Wee Reese, SS; Jackie Robinson, 3B; Duke Snider, OF
1954: Walter Alston, Mgr; Roy Campanella, C; Carl Erskine, P; Gil Hodges, 1B; Pee Wee Reese, SS; Jackie Robinson, OF; Duke Snider, OF
1955: Roy Campanella, C (Campanella Was Selected But Was Replaced By Stan Lopata OF Philadelphia); Gil Hodges, 1B; Don Newcombe, P; Duke Snider, OF
1956: Walter Alston, Mgr; Roy Campanella, C; Jim Gilliam, 2B; Clem Labine, P; Duke Snider, OF
1957: Walter Alston, Mgr; Gino Cimoli, OF; Gil Hodges, 1B; Clem Labine, P
1958: Johnny Podres, P; John Roseboro, C
1959: (Game 1) Don Drysdale, P; Wally Moon, OF (Game 2) Don Drysdale, P; Jim Gilliam, 3B; Wally Moon, OF; Charlie Neal, 2B
1960: (Game 1 And 2) Walter Alston, Mgr; Norm Larker, 1B; Charlie Neal, 2B; Johnny Podres, P; Stan Williams, P
1961: (Game 1) Sandy Koufax, P; John Roseboro, C; Maury Wills, SS (Game 2) Don Drysdale, P; Sandy Koufax, P; John Roseboro, C; Maury Wills, SS

1962: (Game 1) Tommy Davis, OF; Don Drysdale, P; Sandy Koufax, P; John Roseboro, C; Maury Wills, SS (Game 2) Tommy Davis, OF; Johnny Podres, P; John Roseboro, C; Maury Wills, SS
1963: Tommy Davis, OF; Don Drysdale, P; Sandy Koufax, P; Maury Wills, SS
1964: Walter Alston, Mgr; Don Drysdale, P; Sandy Koufax, P
1965: Don Drysdale, P; Sandy Koufax, P; Maury Wills, SS
1966: Walter Alston, Mgr; Sandy Koufax, P; Jim Lefebvre, 2B; Phil Regan, P; **Maury Wills, SS**
1967: Walter Alston, Mgr; Don Drysdale, P; Claude Osteen, P
1968: Don Drysdale, P; Tom Haller, C
1969: Bill Singer, P
1970: Bill Grabarkewitz, SS; Claude Osteen, P
1971: Walter Alston, Cch; Willie Davis, OF
1972: Don Sutton, P
1973: Jim Brewer, P; Willie Davis, OF; Manny Mota, OF; Claude Osteen, P; Bill Russell, SS (Russell Replaced Dave Concepcion OF Cincinnati); **Don Sutton, P**
1974: **Ron Cey, 3B; Steve Garvey, 1B;** Mike Marshall, P; Andy Messersmith, P; **Jimmy Wynn, OF**
1975: Walter Alston, Mgr; **Ron Cey, 3B; Steve Garvey, 1B;** Mike Marshall, P; Andy Messersmith, P; Don Sutton, P; **Jimmy Wynn, OF**
1976: Ron Cey, 3B; Steve Garvey, 1B; Rick Rhoden, P; Bill Russell, SS
1977: Tommy Lasorda, Cch; Ron Cey, 3B; Steve Garvey, 1B; Don Sutton, P; Reggie Smith, OF
1978: Tommy Lasorda, Mgr; Ron Cey, 3B; **Steve Garvey, 1B;** Tommy John, P; Davey Lopes, 2B; **Rick Monday, OF;** Reggie Smith, OF
1979: Tommy Lasorda, Mgr; Ron Cey, 3B; **Steve Garvey, 1B; Davey Lopes, 2B**
1980: **Steve Garvey, 1B; Davey Lopes, 2B;** Jerry Reuss, P; **Bill Russell, SS; Reggie Smith, OF;** Bob Welch, P
1981: Dusty Baker, OF; Steve Garvey, 1B; Pedro Guerrero, OF; Burt Hooton, P; **Davey Lopes, 2B;** Fernando Valenzuela, P
1982: Tommy Lasorda, Mgr; Dusty Baker, OF; Steve Howe, P; Steve Sax, 2B; Fernando Valenzuela, P
1983: Tommy Lasorda, Cch; Pedro Guerrero, 3B; **Steve Sax, 2B;** Fernando Valenzuela, P
1984: Tommy Lasorda, Cch; Mike Marshall, OF; Fernando Valenzuela, P
1985: Pedro Guerrero, OF Fernando Valenzuela, P
1986: Tommy Lasorda, Cch; Steve Sax, 2B; Fernando Valenzuela, P
1987: Pedro Guerrero, 3B; Orel Hershiser, P
1988: Orel Hershiser, P
1989: Tommy Lasorda, Mgr; Orel Hershiser, P; Jay Howell, P; Willie Randolph, 2B; Mike Scioscia, C
1990: Ramon Martinez, P; Mike Scioscia, C
1991: Brett Butler, OF; Ramon Martinez, P; Mike Morgan, P; Eddie Murray, 1B; Juan Samuel, 2B; **Darryl Strawberry, OF**
1992: Mike Sharperson, 3B
1993: Mike Piazza, C; Tommy Lasorda, Cch
1994: **Mike Piazza, C**
1995: Raul Mondesi, OF; Hideo Nomo, P; Jose Offerman, SS; **Mike Piazza, C;** Todd Worrel, P
1996: **Mike Piazza, C;** Todd Worrel, P
1997: **Mike Piazza, C**
1998: Gary Sheffield, OF; Jeff Shaw, P
1999: Gary Sheffield, OF
2000: Kevin Brown, P; Gary Sheffield, OF
2001: Chan Ho Park, P; Jeff Shaw, P

2002: Eric Gagné, P; Shawn Green, OF; Odalis Perez, P; Jim Tracy, Cch
2003: Kevin Brown, P; Eric Gagné, P; Paul Lo Duca, C
2004: Eric Gagné, P; Paul Lo Duca, C
2005: **Jeff Kent, 2B;** Cesar Izturis, SS
2006: Brad Penny, P; Nomar Garciaparra, 1B (Final Vote)
2007: **Russell Martin, C;** Brad Penny, P; Takashi Saito, P
2008: Russell Martin, C
2009: Chad Billingsley, P; Jonathan Broxton, P; Orlando Hudson, 2B; Joe Torre, Cch
2010: **Andre Ethier, OF;** Jonathan Broxton, P; Rafael Furcal, SS; Hong-Chih Kuo, P
2011: **Matt Kemp, OF;** Andre Ethier, OF; Clayton Kershaw, P
2012: **Matt Kemp, OF;** Clayton Kershaw, P
2013: Clayton Kershaw, P
2014: Clayton Kershaw, P; Zack Greinke, P; Dee Gordon, 2B; **Yasiel Puig, OF**
2015: Clayton Kershaw, P; Zack Greinke, P; Adrian Gonzalez, 1B; Yasmani Grandal, C; Joe Pederson, OF
2016: Clayton Kershaw, P; Kenley Jansen, P; Corey Seager, SS;
2017: Clayton Kershaw, P; Kenley Jansen, P; Alex Wood, P; Cody Bellinger, 1B; Corey Seager, SS; Justin Turner, 3B (Final Vote)
2018: Kenley Jansen, P; **Matt Kemp, OF;** Ross Stripling, P;
2019: Hyun-Jin Ryu, P; Clayton Kershaw, P; Walker Buehler, P; Max Muncy, IF; **Cody Bellinger, OF**
2021: Walker Buehler, P; Mookie Betts, OF; Chris Taylor, IF/OF; Justin Turner, 3B; Max Muncy, 1B

Bold Indicates Winner Of Fan Balloting.

All-Star Game MVP (5)

Maury Wills (Game 1)	1962
Steve Garvey	1974
Don Sutton	1977
Steve Garvey	1978
Mike Piazza	1996

Dodger All-Star Home Runs (11)

Batter	Year	Inn.	MOB
Mickey Owen	1942	8	0
Gil Hodges	1951	6	1
Jackie Robinson	1952	1	0
Jim Gilliam	1959	7	0
John Roseboro	1962	9	0
Willie Davis	1973	6	1
Steve Garvey	1975	2	0
Jimmy Wynn	1975	2	0
Steve Garvey	1977	3	0
Mike Piazza	1995	7	0
Mike Piazza	1996	2	0

The Sporting News Awards

NL Most Valuable Player

Dolph Camilli 1941

NL Player Of The Year

Roy Campanella 1953
Duke Snider 1955
Maury Wills 1962

NL Pitcher Of The Year

Preacher Roe 1951
Don Newcombe 1956
Don Drysdale 1962
Sandy Koufax 1963
Sandy Koufax 1964
Sandy Koufax 1965
Sandy Koufax 1966
Mike Marshall 1974
Fernando Valenzuela 1981
Orel Hershiser 1988
Eric Gagné 2003

Clayton Kershaw 2011

Clayton Kershaw 2013

Clayton Kershaw 2014

Zack Greinke 2015

NL Reliever Of The Year

Phil Regan 1966
Phil Regan 1968
Mike Marshall 1974
Eric Gagné 2003
Eric Gagné 2004

Kenley Jansen 2016

Kenley Jansen 2017

NL Rookie Of The Year

Jackie Robinson 1947
Don Newcombe 1949
Joe Black 1952
Jim Gilliam 1953
Frank Howard 1960
Eric Karros 1992
Mike Piazza 1993
Raul Mondesi 1994

Corey Seager 2016

Cody Bellinger 2017

NL Rookie Pitcher Of The Year

Don Sutton 1966
Rick Sutcliffe 1979
Fernando Valenzuela 1981
Tim Lincecum 1988
Hideo Nomo 1995

Major League Player Of The Year

Duke Snider 1955
Maury Wills And Don Drysdale 1962
Sandy Koufax 1963
Sandy Koufax 1965
Fernando Valenzuela 1981
Orel Hershiser 1988

Clayton Kershaw 2014

Major League Manager Of The Year

Leo Durocher 1939
Walter Alston 1955
Walter Alston 1959
Walter Alston 1963

NL Manager Of The Year

Dave Roberts 2016

Major League Executive Of The Year

Larry Macphail 1939
Branch Rickey 1947
Walter O Malley 1955
Buzzie Bavasi 1959
Fred Claire 1988

Major League All-Star Teams

Dazzy Vance, Pitcher 1925
Lefty O'Doul, Outfield 1932
Dolph Camilli, 1st Base 1941
Pete Reiser, Outfield 1941
Whit Wyatt, Pitcher 1941
Mickey Owen, Catcher 1942
Billy Herman, 2nd Base 1943
Dixie Walker, Outfield 1944
Goody Rosen, Outfield 1945
Ralph Branca, Pitcher 1947
Jackie Robinson, 2nd Base 1949
Roy Campanella, Catcher 1949
Jackie Robinson, 2nd Base 1950
Jackie Robinson, 2nd Base 1951
Roy Campanella, Catcher 1951
Preacher Roe, Pitcher 1951
Jackie Robinson, 2nd Base 1952
Pee Wee Reese, Shortstop 1953
Duke Snider, Outfield 1953
Carl Furillo, Outfield 1953
Roy Campanella, Catcher 1953
Duke Snider, Outfield 1954
Duke Snider, Outfield 1955
Roy Campanella, Catcher 1955
Don Newcombe, Pitcher 1955
Don Newcombe, Pitcher 1956

National League All-Star*

Maury Wills, Shortstop 1961
Maury Wills, Shortstop 1962
Tommy Davis, Outfield 1962
Don Drysdale, Pitcher 1962
Jim Gilliam, 2nd Base 1963
Tommy Davis, Outfield 1963
Sandy Koufax, Pitcher 1963
Sandy Koufax, Pitcher 1964
Maury Wills, Shortstop 1965
Sandy Koufax, Pitcher 1965
Sandy Koufax, Pitcher 1966
Willie Davis, Outfield 1971
Bill Russell, Shortstop 1973
Steve Garvey, 1st Base 1974
Jimmy Wynn, Outfield 1974

Andy Messersmith, Pitcher 1974
Steve Garvey, 1st Base 1975
Don Sutton, Pitcher 1976
Steve Garvey, 1st Base 1977
Steve Garvey, 1st Base 1978
Davey Lopes, 2nd Base 1978
Davey Lopes, 2nd Base 1979
Dusty Baker, Outfield 1980
Pedro Guerrero, Outfield 1981
Fernando Valenzuela, Pitcher 1981
Pedro Guerrero, Outfield 1982
Steve Sax, 2nd Base 1986
Fernando Valenzuela, Pitcher 1986
Orel Hershiser, Pitcher 1988
Eddie Murray, 1st Base 1990
Mike Scioscia, Catcher 1990
Mike Piazza, Catcher 1993
Mike Piazza, Catcher 1994
Mike Piazza, Catcher 1995
Eric Karros, First Base 1995
Mike Piazza, Catcher 1996
Mike Piazza, Catcher 1997
Eric Gagné, Pitcher 2003
Russell Martin, Catcher 2007
Matt Kemp, Outfield 2009
Matt Kemp, Outfield 2011
Clayton Kershaw, Pitcher 2011
Clayton Kershaw, Pitcher 2013
Clayton Kershaw, Pitcher 2014
Dee Gordon, 2nd Base 2014
Zack Greinke, Pitcher 2015
Kenley Jansen, Pitcher 2016
Corey Seager, Shortstop 2016
Kenley Jansen, Pitcher 2017
Corey Seager, Shortstop 2017
Will Smith, Catcher 2021
Max Scherzer, Pitcher 2021

*A NL And AL Team Were Selected Beginning In 1961

Major League Baseball Awards

NL Pitcher Of The Month

Don Sutton	April 1975
Don Sutton	May 1975
Burt Hooton	August 1975
Burt Hooton	September 1975
Don Sutton	September 1976
Jerry Reuss	June 1980
Fernando Valenzuela	April 1981
Steve Howe	June 1982
Burt Hooton	June 1983
Rick Honeycutt	April 1984
Orel Hershiser	July 1984
Fernando Valenzuela	July 1985
Fernando Valenzuela	July 1985
Orel Hershiser	June 1987
Orel Hershiser	April 1988
Orel Hershiser	September 1988
Tim Belcher	September 1989
Ramon Martinez	June 1990
Hideo Nomo	June 1995
Hideo Nomo	September 1996
Chan Ho Park	July 1998
Eric Gagné	June 2002
Kevin Brown	May 2003
Derek Lowe	August 2006
Clayton Kershaw	July 2011
Clayton Kershaw	July 2013
Zack Greinke	August 2013
Clayton Kershaw	June 2014
Clayton Kershaw	July 2014
Clayton Kershaw	July 2015
Clayton Kershaw	May 2016
Alex Wood	May 2017
Rich Hill	July 2017
Hyun-Jin Ryu	May 2019
Walker Buehler	July 2021

NL Rookie Pitcher Of The Month

James Loney	September 2007
Blake Dewitt	May 2008
Dee Gordon	September 2011
Yasiel Puig	June 2013
Alex Guerrero	April 2015
Corey Seager	June 2016
Cody Bellinger	May 2017
Cody Bellinger	June 2017

NL Player Of The Month

Don Drysdale	July 1959
Don Drysdale	July 1960
Sandy Koufax	June 1962
Frank Howard	July 1962
Don Drysdale	May 1968
Willie Davis	August 1969
Bill Singer	July 1970
Don Sutton	April 1972
Willie Crawford	May 1973
Tommy John	April 1974
Steve Garvey	September 1976
Ron Cey	April 1977
Rick Monday	April 1978
Dusty Baker	June 1980
Dusty Baker	July 1983
Pedro Guerrero	June 1985
Steve Sax	September 1986
Kal Daniels	September 1990
Brett Butler	July 1990
Mike Piazza*	May 1994
Mike Piazza	August 1995
Mike Piazza	July 1997
Mike Piazza	August 1997
Brian Jordan	September 2002
Adrian Beltre	September 2004
Manny Ramirez	August 2008
Matt Kemp	April 2012
Yasiel Puig	June 2013
Yasiel Puig	May 2014
Matt Kemp	September 2014
Adrian Gonzalez	April 2015
Justin Turner	August 2018
Cody Bellinger	April 2019

NL Player Of The Week

Ron Cey	May 14-20, 1973
Willie Crawford	May 21-27, 1973
Willie Davis	July 9-15, 1973
Tommy John*	April 22-28, 1974
Jimmy Wynn	May 6-12, 1974
Mike Marshall	June 2-8, 1974
Davey Lopes	Aug. 19-25, 1974
Andy Messersmith	Sept. 16-22, 1974
Burt Hooton	Aug. 4-10, 1975
And Don Sutton	
Andy Messersmith	Sept. 8-14, 1975
Steve Garvey	May 17-23, 1976
Reggie Smith	July 5-11, 1976
Doug Rau	July 19-25, 1976
Don Sutton	Sept. 20-26, 1976
Ron Cey	April 18-24, 1977
Steve Garvey	June 20-26, 1977
Tommy John	Aug. 8-14, 1977
Rick Monday	April 17-23, 1978
Steve Garvey	Aug. 14-20, 1978
Dusty Baker	May 22-28, 1979
Manny Mota	Sept. 3-9, 1979
Don Sutton	April 21-27, 1980
Bob Welch	May 12-18, 1980
Jerry Reuss	June 23-29, 1980
F. Valenzuela	April 6-12, 1981
Ron Cey	May 11-17, 1981
F. Valenzuela	Aug. 31-Sep. 6, 1981
Jerry Reuss	June 14-20, 1982
Pedro Guerrero*	Aug. 23-29, 1982
Dusty Baker	Sept. 6-12, 1982
Dusty Baker	July 11-17, 1983
Mike Marshall	Sept. 5-11, 1983
Candy Maldonado	April 16-22, 1984
Orel Hershiser	July 9-15, 1984
Pedro Guerrero	June 10-16, 1985
Pedro Guerrero	July 22-28, 1985
Mike Marshall	Sept. 9-15, 1985
F. Valenzuela	April 28-May 4, 1986
F. Valenzuela	May 19-25, 1986
Franklin Stubbs	July 14-20, 1986
Orel Hershiser	July 28-Aug. 3, 1986
Orel Hershiser	June 8-14, 1987
Alejandro Peña	Sept. 28-Oct. 4, 1987
Kal Daniels	April 4-10, 1988
Tim Lincecum	July 18-24, 1988
Orel Hershiser	Sept. 26-Oct. 2, 1988
Jose Gonzalez	June 26-July 2, 1989
Jay Howell	July 31-Aug. 6, 1989
Tim Belcher	Aug. 21-27, 1989
Darryl Strawberry	June 4-10, 1990
F. Valenzuela	June 25-July 1, 1990
Mike Morgan	June 17-23, 1991
Darryl Strawberry	Aug. 19-25, 1991
Tom Candiotti	April 13-19, 1992
Brett Butler	July 20-26, 1992
Eric Karros	July 27-Aug. 2, 1992
Kevin Gross	Aug. 17-23, 1992
Mike Piazza	April 26-May 2, 1993
Mike Piazza	June 14-20, 1993
Mike Piazza	Sept.-Oct. 3, 1993
Mike Piazza	May 16-22, 1994
Raul Mondesi	April 25-30, 1995
Mike Piazza	May 1-7, 1995
Hideo Nomo	June 19-25, 1995
July 10-16, 1995	
July 24-30, 1995	
Aug. 7-13, 1995	
Aug. 21-27, 1995	
April 8-14, 1996	
Sept. 16-22, 1996	
Aug. 25-31, 1997	
April 6-12, 1998	
April 20-26, 1998	
June 29-July 5, 1998	
April 5-11, 1999	
Sept. 20-26, 1999	
June 12-18, 2000	
July 9-16, 2000	
Aug. 21-27, 2000	
Sept. 18-24, 2000	
April 9-15, 2001	
April 15-21, 2002	
May 20-26, 2002	
Aug. 4-10, 2003	
Sept. 6-12, 2004	
May 8-14, 2006	
July 3-9, 2006	
April 28-May 4, 2008	
Sept. 1-7, 2008	
April 13-19, 2009	
July 20-26, 2009	

Rafael Furcal	June 28-July 4, 2010
Clayton Kershaw	June 20-26, 2011
Matt Kemp	Sept. 19-25, 2011
Matt Kemp	April 4-8, 2012
Matt Kemp	April 9-15, 2012
Clayton Kershaw	May 14-20, 2012
Clayton Kershaw	April 1-7, 2013
Yasiel Puig	June 3-9, 2013
Yasiel Puig*	May 12-18, 2014
Josh Beckett*	May 19-25, 2014
Clayton Kershaw	June 16-22, 2014
Matt Kemp	July 28-Aug. 3, 2014
Clayton Kershaw	Sept. 8-14, 2014
Adrian Gonzalez	April 6-12, 2015
Clayton Kershaw	June 1-7, 2015
Clayton Kershaw	July 13-19, 2015
Zack Greinke	July 13-19, 2015
Cody Bellinger	May 1-7, 2017
Alex Wood	May 8-14, 2017
Cody Bellinger	June 19-25, 2017
Clayton Kershaw	July 3-9, 2017
Matt Kemp	May 28-June 3, 2018
Yasiel Puig	Sept. 10-16, 2018
Cody Bellinger	April 1-7, 2019
Hyun-Jin Ryu	May 6-12, 2019
Corey Seager	Sept. 16-22, 2019
AJ Pollock	July 5-11, 2021
Chris Taylor	July 19-25, 2021
Max Scherzer	Sept. 6-12, 2021
Trea Turner	Sept. 27 - Oct. 3, 2021
*Co-Winner	

MLB Clutch Player Of The Year

Andre Ethier	2009
--------------	------

Hank Aaron Award (Best Hitter In The NL)

Matt Kemp	2011
-----------	------

Rolaids Relief Man Of The Year

Eric Gagné	2003
Eric Gagné	2004

Trevor Hoffman NL Reliever Of The Year

Kenley Jansen	2016
Kenley Jansen	2017

Baseball Digest Rookie All-Stars (1971-04)

Ron Cey	1973
Davey Lopes	1973
Rick Sutcliffe	1979
Steve Howe	1980
Fernando Valenzuela	1981
Dave Stewart	1981
Steve Sax	1982
Tim Belcher	1988
Eric Karros	1992
Pedro Martinez	1993
Mike Piazza	1993
Raul Mondesi	1994
Hideo Nomo	1995
Todd Hollandsworth	1996
Kazuhisa Ishii	2002

Mel Ott Award (NL HR Leader)

Adrian Beltre	2004
Matt Kemp	2011

NL Rookie Pitcher Of The Month

Kazuhisa Ishii	April 2002
----------------	------------

Brooklyn And Los Angeles All-Time Roster

A

Aase, Don.....	1990
Abbey, Bert.....	1895-96
Abrams, Cal.....	1949-52
Abreu, Bobby.....	2012
Abreu, Tony.....	2007-09
Adams, Terry.....	2000-01
Aderholt, Morrie.....	1944-45
Aguirre, Hank.....	1968
Ainsmith, Eddie.....	1923
Aitchison, Raleigh.....	1911-14
Albosta, Ed.....	1941
Alcaraz, Luis.....	1967-68
Alexander, Doyle.....	1971
Alexander, Scott.....	2018-2021
Allen, Dick.....	1971
Allen, Frank.....	1912-14
Allen, Horace.....	1919
Allen, Johnny.....	1941-43
Allen, Luke.....	2002
Almada, Mel.....	1939
Alomar Jr., Sandy.....	2006
Alperman, Whitey J.....	1906-09
Alvarez, Orlando.....	1973-75
Alvarez, Victor.....	2002-03
Alvarez, Wilson.....	2003-05
Ameking, Ed.....	1984, 86
Amoros, Sandy.....	1952, 54-57, 59-60
Anderson, Brett.....	2015-16
Anderson, Dave.....	1983-89, 92
Anderson, Ferral.....	1946
Anderson, John.....	1894-99
Anderson, Garret.....	2010
Anderson, Marion.....	2006-07
Andrews, Stan.....	1944-45
Ankenman, Pat.....	1943-44
Anthony, Eric.....	1997
Antonello, Bill.....	1953
Appleton, Ed.....	1915-16
Archer, Jimmy.....	1918
Ardoin, Danny.....	2008
Arnold, Jamie.....	1999-00
Arriabarrena, Erisbel.....	2014
Ashby, Andy.....	2001-03
Ashley, Billy.....	1992-97
Aspromonte, Bob.....	1956, 60-61
Astacio, Pedro.....	1992-97
Auerbach, Rick.....	1974-76
Ausmus, Brad.....	2009-10
Aven, Bruce.....	2000-01
Avilan, Luis.....	2015-17
Axford, John.....	2018
Aybar, Willy.....	2005-06

B

Babb, Charlie.....	1904-05
Babich, Johnny.....	1934-35
Baez, Danys.....	2006
Baez, Pedro.....	2014-20
Bailey, Bob.....	1967-68
Bailey, Gene.....	1923-24
Bailey, Sweetbreads.....	1921
Bailor, Bob.....	1984-85
Baird, Doug.....	1919-20
Baker, Dusty.....	1976-83
Baker, Scott.....	2015
Baker, Tom.....	1935-37
Bako, Paul.....	2005
Baldwin, James.....	2001
Baldwin, Lady.....	1890
Balou, Win.....	1929
Bancroft, Dave.....	1929-29
Bankhead, Dan.....	1947, 50-51
Banks, Willie.....	1895
Banta, Jack.....	1947-50
Barajas, Rod.....	2010-11
Barber, Turner.....	1923
Barber, Jim.....	1966
Barger, Cy.....	1910-12
Barkley, Ed.....	1943
Barnes, Austin.....	2015-
Barnes, Brian.....	1994
Barnes, Jesse.....	1926-27

Barnes, Larry.....	2003
Barney, Darwin.....	2014-15
Barney, Rex.....	1943, 46-50
Barr, Bob.....	1935
Barrett, Bob.....	1925, 27
Barrios, Manuel.....	1998
Bartley, Boyd.....	1943
Bashang, Al.....	1918
Basinski, Eddie.....	1944-45
Batch, Emil.....	1904-07
Bauer, Trevor.....	2021
Baxes, Jim.....	1959
Baxter, Mike.....	2014
Beachy, Brandon.....	2015
Bean, Billy.....	1989
Beaty, Matt.....	2019-
Beck, Boom-Boom.....	1933-34
Beck, Erv.....	1999
Beckett, Josh.....	2012-14
Beckwith, Joe.....	1979-83, 86
Behrman, Hank.....	1946-48
Beimel, Joe.....	2006-08
Beirne, Kevin.....	2002
Belanger, Mark.....	1982
Belardi, Wayne.....	1950-51, 53-54
Belcher, Tim.....	1987-91
Belsario, Ronald.....	2009-13
Bel, George.....	1907-11
Bellard, Ronnie.....	2009-10
Bellingier, Cody.....	2017-
Beltre, Adrian.....	1998-2004
Benge, Ray.....	1933-35
Bennett, Gary.....	2008
Benzinger, Todd.....	1992
Berg, Moe.....	1923
Bergen, Bill.....	1904-11
Bernadina, Roger.....	2014
Berres, Ray.....	1934, 36
Berro, Angel.....	2008
Berro, Geronimo.....	2000
Betemit, Wilson.....	2006-07
Betts, Mookie.....	2020-
Bessent, Don.....	1958-58
Bickford, Phil.....	2021-
Bilko, Steve.....	1958
Billingham, Jack.....	1968
Billingsley, Chad.....	2006-14
Birkofer, Ralph.....	1937
Birrer, Babe.....	1958
Bissonette, Del.....	1928-31, 33
Black, Joe.....	1952-55
Blake, Casey.....	2008-11
Blanco, Henry.....	1997-98
Blanton, Joe.....	2012, 2016
Blethen, Clarence.....	1929
Blowers, Mike.....	1996
Blue, Lu.....	1933
Bocachica, Hiram.....	2000-02
Bochtler, Doug.....	1999
Boehrer, George.....	1926
Bogar, Tim.....	2001
Bohanan, Brian.....	1998
Bohne, Sammy.....	1926
Boyle, John.....	1944
Bolsinger, Mike.....	2015-16
Bonilla, Bobby.....	1998
Bonner, Frank.....	1896
Boone, Ike.....	1930-32
Borbon, Pedro.....	1999
Bordagaray, Frenchy.....	1935- 36, 42-45
Borkowski, Bob.....	1955
Bourmjalg, Rafael.....	1992-95
Boyer, Ken.....	1968-69
Boyle, Buzz.....	1933-35
Brack, Gib.....	1937-38
Bradley, Mark.....	1981-82
Bradley, Milton.....	2004-05
Bradshaw, Joe.....	1929
Bragan, Bobby.....	1943-44, 47-48
Brackman, Ralph.....	1944-53, 56
Brandt, Ed.....	1936
Branson, Jeff.....	2000-01
Brazoban, Yhenchy.....	2004-08

Bream, Sid.....	1983-85
Breeding, Marv.....	1963
Brennan, Tom.....	1985
Brennan, William.....	1988
Bressler, Ruben.....	1928-31
Brett, Ken.....	1979
Brewer, Jim.....	1964-75
Brewer, Tony.....	1984
Bridges, Rocky.....	1951-52
Brock, Greg.....	1982-86
Broderick, Matt.....	1903
Brohawn, Troy.....	2003
Brooks, Hubie.....	1990
Brooks, Jerry.....	1993
Brothers, Dan.....	1892-93
Brown, Eddie.....	1924-25
Brown, Elmer.....	1913-15
Brown, John.....	1897
Brown, Kevin.....	1999-2003
Brown, Lindsay.....	1937
Brown, Lloyd.....	1925
Brown, Mace.....	1941
Brown, Tommy.....	1944-45, 47-51
Browne, George.....	1911
Browning, Pete.....	1894
Broxton, Jonathan.....	2005-11
Brubaker, Bruce.....	1967
Bruhli, Justin.....	2021-
Brumfield, Jacob.....	1999
Brunson, Will.....	1998
Bruske, Jim.....	1995-96, 98
Bryant, Ralph.....	1985-87
Bucher, Jim.....	1934-37
Buckner, Bill.....	1969-76
Buehler, Walker.....	2017-
Buker, Cy.....	1945
Bunning, Jim.....	1969
Burch, Al.....	1907-11
Burdock, Jack.....	1891
Burk, Sandy.....	1910-12
Burke, Glenn.....	1976-78
Burnitz, Jeremy.....	2003
Burns, Andy.....	2021-
Burns, Oyster.....	1890-95
Burrell, Buster.....	1895-97
Burnright, Larry.....	1962
Busch, Mike.....	1995-97
Bushong, Doc.....	1890
Buss, Nick.....	2013
Butcher, Max.....	1936-38
Butera, Drew.....	2013-14
Butler, Brett.....	1991-97
Butler, John.....	1906-07
Butler, Johnny.....	1926-27

C

Cabell, Enos.....	1985-86
Cadore, Leon.....	1915-23
Cabrera, Jolbert.....	2002-03
Caldwell, Bruce.....	1932
Callahan, Leo.....	1913
Callaspo, Alberto.....	2015
Calmus, Dick.....	1963
Camilli, Dolph.....	1938-43
Camilli, Doug.....	1960-64
Campanella, Roy.....	1948-57
Campanis, Alex.....	1943
Campanis, Jim.....	1966-68
Campbell, Gilly.....	1938
Canavan, Jimmy.....	1897
Candelaria, John.....	1991-92
Candiotti, Tom.....	1992-97
Cannizzaro, Chris.....	1972-73
Cantrell, Guy.....	1925-27
Cantwell, Ben.....	1937
Capuano, Chris.....	2012-13
Carey, Andy.....	1962
Carey, Max.....	1926-29
Carleton, Tex.....	1940
Carlyle, Buddy.....	2005
Carrara, Giovanni.....	2001-02, 04-06
Carroll, Jamey.....	2010-11
Carroll, Ominie.....	1933-34
Carsey, Kid.....	1901

Carter, Gary.....	1991
Carter, Lance.....	2006
Caruthers, Bob.....	1890-91
Casey, Doc.....	1899-1900, 06-07
Casey, Hugh.....	1939-42, 46-48
Cassidy, Pete.....	1899
Castellanos, Alex.....	2012-13
Castillo, Bobby.....	1977-81, 85
Castillo, Fabio.....	2017
Castro, Juan.....	1995-99, 2009-11
Catterson, Tom.....	1908-09
Cedeno, Cesar.....	1986
Cedeno, Roger.....	1995-98
Cey, Ron.....	1971-82
Chandler, Ed.....	1947
Chapman, Ben.....	1944-45
Chapman, Glenn.....	1934
Chargols, J.T.....	2018-2019
Chavez, Jesse.....	2016
Checo, Robinson.....	1999
Chen, Chih-Feng.....	2002-05
Cheney, Larry.....	1915-19
Chervinko, Paul.....	1937-38
Chipman, Bob.....	1941-44
Choate, Randy.....	2012
Choi, Hee-Seop.....	2004
Christensen, McKay.....	2001
Christopher, Mike.....	1991
Churn, Chuck.....	1959
Cimoli, Gino.....	1956-58
Cinigrani, Tony.....	2017-19
Cisar, George.....	1937
Claibough, Moose.....	1926
Clancy, Bud.....	1932
Clark, Bob.....	1890
Clark, Brady.....	2007
Clark, Dave.....	1996
Clark, Watty.....	1927-37
Cleavinger, Garrett.....	2021-
Clement, Wally.....	1909
Clontz, Brad.....	1998
Coffey, Todd.....	2012
Cohen, Alta.....	1931-32
Colavito, Rocky.....	1968
Coleman, Louis.....	2016
Collins, Bill.....	1913
Collins, Hub.....	1890-92
Collum, Jackie.....	1957-58
Colyer, Steve.....	2003
Connors, Chuck.....	1949
Cook, Dennis.....	1990-91
Cookson, Brent.....	1999
Coombis, Jack.....	1915-18
Coomer, Ron.....	2003
Cooney, Johnny.....	1935-37, 43-44
Cora, Alex.....	1998-2004
Corbit, Claude.....	1945
Corcino, Daniel.....	2018
Corcoran, Tommy.....	1892-96
Corey, Bryan.....	2002
Corgan, Chuck.....	1925, 27
Corkhill, Pop.....	1890
Corrigan, Lance.....	2011
Corrigan, John.....	1946
Correa, Kevin.....	2014
Coscarart, Pete.....	1938-41
Coulombe, Daniel.....	2014-15
Coulson, Bob.....	1910-11
Counsell, Craig.....	1999
Covington, Wes.....	1966
Cox, Billy.....	1948-54
Cox, Dick.....	1925-26
Crable, George.....	1910
Craig, Roger.....	1955-61
Crane, Cannonball.....	1893
Crane, Sam.....	1922
Crawford, Carl.....	2013-16
Crawford, Willie.....	1964-75
Crews, Tim.....	1987-92
Crocker, Claude.....	1944-45
Cromer, Tripp.....	1997-99
Cronin, John.....	1895, 1904
Crosby, Bubba.....	2003

Cross, Lave.....1900
 Crouch, Bill.....1939
 Crow, Don.....1982
 Cruz, Henry.....1975-76
 Cruz, Jose Jr.....2005-06
 Cruz, Luis.....2012-13
 Cucinello, Tony.....1932-35
 Cuberson, Charlie.....2016-17
 Cullenbine, Roy.....1940
 Cullop, Nick.....1929
 Culver, George.....1973
 Cummings, John.....1995-96
 Curtis, Chad.....1996
 Curtis, Cliff.....1912-13
 Cushman, George.....1912-17
 Cuyler, Kiki.....1938

D

d'Amaud, Travis.....2019
 Daal, Omar.....1993-95, 2002
 Dahlen, Bill.....1899-1903, 10-11
 Dahlgren, Babe.....1942
 Daily, Con.....1891-95
 Dalry, Jud.....1911-12
 Dalton, Jack.....1910-14
 Daly, Tom.....1890-96, 98-1901
 Daniel, Jake.....1937
 Daniels, Kai.....1989-92
 Dantonio, Fats.....1944-45
 Dapper, Cliff.....1942
 Darnell, Bob.....1954, 56
 Darvish, Yu.....2017
 Darwin, Bob.....1969, 71
 Daub, Dan.....1893-97
 Daubert, Vic.....1910-18
 Davallio, Jake.....1977-80
 Davidson, Bill.....1910-11
 Davis, Butch.....1991
 Davis, Curt.....1940-46
 Davis, Eric.....1992-93
 Davis, Lefty.....1901
 Davis, Mike.....1988-89
 Davis, Otis.....1946
 Davis, Ron.....1987
 Davis, Tommy.....1959-66
 Davis, Willie.....1960-73
 Day, Pea Ridge.....1931
 Dayton, Grant.....2016-17
 Deal, Lindsay.....1939
 Dean, Tommy.....1967
 DeBerry, Hank.....1922-30
 Decatur, Art.....1922-25
 Dede, Artie.....1916
 Dedeaux, Raoul.....1935
 De Leon, Jose.....2016
 Deisel, Pat.....1902
 DeJesus, Ivan.....1974-76
 DeJesus Jr, Ivan.....2011-12
 De La Rosa, Rubby.....2011-12
 Dell, Wheeler.....1915-17
 Delmas, Bert.....1933
 Demeter, Don.....1956, 58-61
 DeMontreville, Gene.....1900
 Dempsey, Rick.....1988-90
 Dent, Eddie.....1909, 11-12
 DeShields, Delino.....1994-96
 DeSilva, John.....1993
 Dessau, Rubie.....1910
 Dessens, Elmer.....2004-06
 Devereaux, Mike.....1987-88, 98
 DeWitt, Blake.....2008-10
 Diaz, Carlos.....1984-86
 Diaz, Einar.....2006
 Dickerman, Leo.....1923-24
 Dickson, O'Koyea.....2017
 Dietz, Dick.....1972
 Dillon, Pop.....1904
 Doak, Bill.....1924, 27-28
 Dobbis, John.....1903-05
 Dockins, George.....1947
 Dolan, Cozy.....1901-02
 Dominguez, Jose.....2013-14
 Donnels, Chris.....2000-01
 Donovan, Patsy.....1890/1906-07
 Donovan, Wild Bill.....1899-1902
 Doolan, Mickey.....1918

Doscher, Jack.....1903-06
 Dotel, Octavio.....2010
 Douglas, John.....1945
 Douglas, Phil.....1915
 Dowd, Snooks.....1926
 Downey, Red.....1909
 Downing, Al.....1971-77
 Downs, Red.....1912
 Doyle, Carl.....1939-40
 Doyle, Jack.....1903-04
 Dozier, Brian.....2018
 Drake, Solly.....1959
 Drake, Tom.....1941
 Dreifort, Darren.....1894-05
 Drew, JD.....2005-06
 Drysdale, Don.....1956-69
 Dudley, Clise.....1929-30
 Duffie, John.....1967
 Duncan, Mariano.....1985-87, 89
 Dunn, Jack.....1897-1900
 Dunn, Joe.....1908-09
 Durham, Bull.....1904
 Durning, Dick.....1917-18
 Durocher, Leo.....1938-41, 43, 45
 Durrett, Red.....1944-45

E

Earle, Billy.....1894
 Earnshaw, George.....1935-36
 Eason, Mal.....1905-06
 Eayrs, Eddie.....1921
 Eckhardt, O.....1936
 Edwards, Bruce.....1946-51
 Edwards, Hank.....1951
 Edwards, Mike.....2005
 Egan, Dick J.....1914-15
 Egan, Dick W.....1967
 Ehrhardt, Rubie.....1924-28
 Elbner, Brett.....2017
 Eischen, Joey.....1935-96
 Eisenreich, Jim.....1998
 Eisenstat, Harry.....1935-37
 Elberfeld, Kid.....1914
 Elliot, Scott.....2008-14
 Ellingsen, Bruce.....1972
 Elliott, Jumbo.....1925, 27-30
 Elliott, Rowdy.....1920
 Ellis, A.J.....2008-16
 Ellis, Mark.....2012-13
 Ellis, Robert.....2002
 Elster, Kevin.....2000
 Elston, Don.....1957
 Ely, Bones.....1891
 Ely, John.....2010-12
 Encarnacion, Juan.....2004
 English, Gil.....1944
 English, Woody.....1937-38
 Erzmann, Johnny.....1914
 Eovaldi, Nathan.....2011-12
 Epperly, Al.....1950
 Erickson, Scott.....2005
 Erskine, Carl.....1948-59
 Erwin, Tex.....1910-14
 Espy, Cecil.....1983
 Espegan, Chuck.....1959-60
 Esterbrook, Andre.....1891
 Ethier, Duder.....2006-17
 Evans, Red.....1939
 Evans, Roy.....1902-03
 Eveland, Dana.....2011

F

Fabrique, Bunny.....1916-17
 Fairry, Jim.....1968, 73
 Fairly, Ron.....1958-69
 Falkenberg, Brian.....2004, 2008
 Fallon, George.....1937
 Farmer, Alex.....1908
 Farmer, Kyle.....2017-18
 Farrell, Dick.....1961
 Farrell, Duke.....1899-1902
 Faulkner, Jim.....1930
 Federowicz, Tim.....2011-14
 Felix, Gus.....1926-27
 Felz, Neftali.....2021

Ferguson, Alex.....1929
Ferguson, Caleb.....2018
 Ferguson, Joe.....1970-76, 78-81
 Fernandez, Chico.....1956
 Fernandez, Sid.....1983
 Ferrara, Al.....1963, 65-68
 Ferrell, Wes.....1940
 Fette, Lou.....1940
 Fetzters, Mike.....2000-01
 Fewster, Chick.....1926-27
 Fields, Josh.....2016-2018
 Fien, Casey.....2016
 Fife, Stephen.....2012-14
 Figgins, Chone.....2014
 Fimple, Jack.....1983-84, 86
 Finlayson, Pembroke.....1908-09
 Finley, Steve.....2004
 Finn, Mickey.....1930-32
 Fischer, Bill.....1913-14
 Fischer, Jeff.....1899-90
 Fisher, Bob.....1912-13
 Fisher, Chauncey.....1897
 Fitzsimmons, Freddie.....1937-43
 Fitzsimmons, Tom.....1919
 Fletcher, Darrin.....1989-90
 Fletcher, Sam.....1909
 Flood, Tim.....1902-03
 Flores, Jose.....2004
 Floro, Dylan.....2018-2020
 Flowers, Jake.....1927-31, 33
 Flowers, Wes.....1940, 44
 Fort, Wilmer.....2017-18
 Forville, Chad.....1995-97
 Ford, Hod.....1925
 Forster, Terry.....1978-82
 Forsythe, Logan.....2017-18
 Foster, Alan.....1967-70
 Fournier, Jack.....1923-26
 Foutz, Dave.....1890-96
 Fowler, Art.....1859
 Frankhouse, Fred.....1936-38
 Franklin, Jack.....1944
 Franks, Herman.....1940-41
 Frederick, Johnny.....1929-34
 Freeman, Mike.....2017
 Freese, David.....2018-2019
 Freigau, Howard.....1928
 French, Larry.....1941-42
 French, Ray.....1923
 Frey, Lonny.....1933-36
 Frias, Carlos.....2014-16
 Frias, Pepe.....1980-81
 Fuchs, Charlie.....1944
 Fuller, Nig.....1902
 Furcal, Rafael.....2006-11
 Furillo, Carl.....1946-60

G

Gabrielson, Len.....1967-70
 Gaddy, John.....1938
 Gagne, Eric.....1999-2006
 Gagne, Greg.....1996-97
 Galan, Augie.....1941-46
 Gale, Rocky.....2018-2019
 Gallagher, Joe.....1940
 Gallivan, Phil.....1931
 Galvez, Balvino.....1986
 Garcia, Karim.....1995-97
 Garcia, Yimi.....2014-2019
 Garciparras, Nomar.....2006-08
 Garland, Jon.....2009, 2011
 Garlick, Kyle.....2019
 Garman, Mike.....1977-78
 Garner, Phil.....1987
 Garvey, Steve.....1969-82
 Garvin, Ned.....1902-04
 Gaston, Welcome.....1898-99
 Gastright, Hank.....1894
 Gatins, Frank.....1901
 Gautreaux, Sid.....1936-37
 Gentile, Jim.....1957-58
 George, Greek.....1938
 Geraghty, Ben.....1936
 Gessler, Doc.....1903-06
 Getz, Gus.....1914-16
 Giambardo, Bob.....1958

Gibbons, Jay.....2010-11
 Gibson, Kirk.....1988-90
 Gilbert, Charlie.....1940
 Gilbert, Pete.....1894
 Gilbert, Shawn.....2000
 Gilbert, Wally.....1928-31
 Gillerwater, Garden.....1943
 Gilliam, Jim.....1953-66
 Gimenez, Hector.....2011
 Giomfriddo, Al.....1947
 Giuliani, Tony.....1940-41
 Gleason, Roy.....1963
 Glossop, Al.....1943
 Gochmaur, John.....1901
 Goeddel, Eric.....2018
 Golden, Jim.....1960-61
 Goltz, Dave.....1980-82
Gonsolin, Tony.....2019
 Gonzalez, Adrian.....2012-17
 Gonzalez, Alfredo.....2003
 Gonzalez, Jose.....1985-91
 Gonzalez, Luis.....2007
Gonzalez, Victor.....2020
 Gooch, Johnny.....1928-29
 Goodson, Ed.....1976-77
 Goodwin, Tom.....1991-93, 2000-01
 Gordon, Dee.....2011-14
 Gordonier, Ray.....1921-22
 Gore, Terrance.....2020
 Gorecki, Rick.....1997
 Gott, Jim.....1990-94
 Grabarkewitz, Bill.....1969-72
 Grabowski, Jason.....2004-05
 Graham, Jack.....1946
 Grandal, Yasmani.....2015-18
 Granderson, Curtis.....2017
 Grant, Jim.....1968
Graterol, Brusdar.....2020
 Gray, Dick.....1958-59
 Gray, Josiah.....2021
 Green, Harvey.....1935
 Green, Nick.....2010
 Green, Shawn.....2000-04
 Greene, Connor.....2021
 Greene, Nelson.....1924-25
 Greene, Shane.....2021
 Greenfield, Kent.....1929
 Gregg, Hal.....1943-47
 Greinke, Zack.....2013-15
 Griffin, Alfredo.....1988-91
 Griffin, Mike.....1991-98
 Griffith, Bart.....1922-23
 Griffith, Derrell.....1963-66
 Griffith, Tommy.....1919-25
 Grim, John.....1895-99
 Grimes, Burleigh.....1918-26
 Griner, Dan.....1918
 Grissom, Lee.....1940-41
 Grissom, Marquis.....2001-02
 Gross, Kevin.....1991-94
 Gross, Kip.....1992-93
 Grote, Jerry.....1977-78, 81
 Grudzielanek, Mark.....1998-2002
 Guerra, Javy.....2011-13
 Guerrero, Alex.....2014-15
 Guerrero, Pedro.....1978-88
 Guerrero, Wilton.....1968-98
 Guerrier, Matt.....2011-13
 Gulden, Brad.....1978
 Gumbert, Ad.....1895-96
 Guthrie, Mark.....1995-98
 Gutierrez, Franklin.....2017
 Guzman, Joel.....2006
 Gwynn, Chris.....1897-91, 94-95
 Gwynn Jr, Tony.....2011-12
 Gyorko, Jedd.....2019

H

Haas, Bert.....1937-38
 Haddock, George.....1892-93
 Haeger, Charlie.....2009-10
 Hairston Jr, Jerry.....2012-13
 Hale, Chip.....1997
 Hale, John.....1974-77
 Hall, Bill.....1913

H I S T O R Y A N D R E C O R D S

Lovett, Tom 1890-91, 93
 Lowe, Derek 2005-08
 Lucas, Ray 1933-34
 Lucid, Con 1894-95
 Lugo, Julio 2006
 Luke, Matt 1998
 Lumley, Harry 1904-10
 Lund, Don 1945, 47-48
 Luque, Dolf 1930-31
Lux, Gavin 2019-
 Lyons, Barry 1990-91
 Lyttle, Jim 1976

M

MacDougal, Mike 2011-12
 MacGamwell, Ed 1905
 Machado, Manny 2018
 Macon, Max 1940, 42-43
 Maddux, Greg 2006, 2008
 Maddux, Mike 1990, 1999
 Maclock, Bill 1985-87
 Madson, Ryan 2018
 Maeda, Kenta 2016-19
 Magee, Lee 1919
 Magill, Matt 2013
 Maglie, Sal 1966-57
 Magoon, George 1898
 Maholin, Paul 2014
 Mails, Duster 1915-16
 Malay, Charlie 1905
 Maldonado, Candy 1981-85
 Malinosky, Tony 1837
 Mallette, Mal 1950
 Malone, Lew 1917, 19
 Maloney, Billy 1906-08
 Maloney, Sean 1998
 Mamaux, Al 1918-23
 Manco, Gus 1940
 Manuel, Charlie 1974-75
 Manush, Heinie 1937-38
 Maranville, Rabbit 1926
 Manichal, Juan 1975
 Marquard, Rube 1915-20
 Marrero, Creste 1996
 Marriott, Bill 1926-27
 Marrow, Buck 1937-38
 Marshall, Doc 1909
 Marshall, Mike A. 1981-89
 Marshall, Mike G. 1974-76
 Martin, Morrie 1949
 Martin, Russell 2006-10, 19
 Martin, Tom 2003-04
 Martinez, Jesus 1996
 Martinez, Pedro 1992-93
 Martinez, Ramon 1988-98
 Martinez, Ramon E. 2006-07
 Martinez, Teddy 1977-79
 Masaoka, Oan 1999-2000
 Mattingly, Earl 1931
 Matuszek, Len 1985-87
 Mauch, Gene 1944, 48
 Maul, Al 1899
 Mauriello, Ralph 1958
 Mauro, Carmen 1953
May, Dustin 2019-
 Mayne, Brent 2004
 Maza, Luis 2008
 McBean, Alvin 1969-70
 McCabe, Bill 1920
 McCann, Gene 1901-02
 McCarren, Bill 1923
 McCarthy, Brandon 2015-17
 McCarthy, Jack 1906-07
 McCarthy, Johnny 1934-35
 McCarthy, Tommy 1896
 McCarty, Lew 1913-16
 McCormick, Mike J. 1904
 McCormick, Mike W. 1949
 McCreeley, Judge 1903
 McCreery, Tom 1901-03
 McDermott, Terry 1972
 McDewitt, Danny 1957-60
 McDonald, James 2008-10
 McDougal, John 1895
 McDowell, Roger 1991-94
 McEveen, Pryor 1909-11

McFarlan, Dan 1899
 McFarland, Chapple 1906
 McGann, Dan 1899
 McGee, Jake 2020
 McGinnity, Joe 1900
 McGlothlin, Pat 1949-50
 McGraw, Bob 1925-27
 McGriff, Fred 2003
 McGuire, Deacon 1899-1901
 McIntyre, Harry 1905-09
 McJames, Doc 1899, 1901
 McKenna, Kit 1898
 McKinney, Billy 2021
McKinstry, Zach 2020-
 McLane, Ed 1907
 McLish, Cal 1944, 46
 McMahon, Sadie 1897
 McMakin, John 1902
 McManus, Frank 1903
 McMichael, Greg 1998
 McMillan, Tommy 1908-10
 McMullen, Ken 1962-64, 73-75
 McWeeny, Doug 1926-29
 Medwick, Joe 1940-43, 46
 Melhuse, Adam 2000
 Melcon, Jonathan 2007
 Melton, Rube 1943-44, 46-47
 Mercado, Orlando 1987
 Merkle, Fred 1916-17
 Messersmith, Andy 1973-75, 79
 Metcalfe, Mike 1998, 2000
 Meusel, Irish 1927
 Meyer, Benny 1913
 Meyer, Sean 1909
 Meyer, Russ 1953-55
 Meyers, Chief 1916-17
 Michael, Gene 1967
 Mickens, Glenn 1953
 Mientkiewicz, Doug 2009
 Mikkelsen, Pete 1969-72
 Miksis, Eddie 1944, 46-51
 Miles, Aaron 2011
 Mills, Don 1958
 Miljus, Johnny 1917, 20-21
 Miller, Bob 1963-67
 Miller, Fred 1910
 Miller, Hack 1916
 Miller, John 1969
 Miller, Justin 2010
 Miller, Larry 1964
 Miller, Lemmie 1984-85
 Miller, Otto 1910-22
 Miller, Ralph 1898
 Miller, Rod 1957
 Miller, Trevor 2000
 Miller, Walt 1911
 Millies, Wally 1934
 Milliken, Bob 1953-54
 Mills, Alan 1999-00
 Mills, Buster 1935
 Milton, Eric 2009
 Minner, Paul 1946, 48-49
 Mitchell, Bobby 1980-81
 Mitchell, Clarence 1918-22
 Mitchell, Dale 1956
 Mitchell, Fred 1904-05
 Mitchell, Johnny 1924-25
 Mitchell, Russ 2010-11
 Mickl, Dave 1998-99
 Moeller, Chad 2007
 Moeller, Joe 1962, 64, 66-71
 Mohart, George 1920-21
 Monasterios, Carlos 2010
 Monday, Rick 1977-84
 Mondesi, Raul 1993-99
 Moon, Wally 1959-65
 Moore, Cy 1929-32
 Moore, Dee 1943
 Moore, Eddie 1929-30
 Moore, Gary 1970
 Moore, Gene 1939-40
 Moore, Randy 1936-37
 Moore, Ray 1952-53

Morales, Jose 1982-84
 Moran, Herbie 1912-13
 Morgan, Bobby 1950, 52-53
 Morgan, Eddie 1937
 Morgan, Mike 1989-91
 Morrison, Johnny 1929-30
 Morrow, Brandon 2017
 Moryn, Walt 1954-55
 Moss, Ray 1926-31
 Mossor, Earl 1951
 Mota, Guillermo 2002-04, 2009
 Mota, Manny 1969-80, 82
 Moulder, Glen 1946
 Mowe, Ray 1913
 Mowrey, Mike 1916-17
 Moylan, Peter 2013
 Mueller, Bill 2006
 Muhlolland, Terry 2001-02
 Mullen, Billy 1923
 Mullen, Scott 2003
 Mulvey, Joe 1895
Muncy, Max 2018-
 Mungo, Van Lingle 1931-41
 Munns, Les 1934-35
 Munoz, Mike 1989-90
 Munoz, Noe 1995
 Murch, Simmy 1908
 Murphy, Rob 1995
 Murray, Eddie 1989-91, 97
 Murray, Jim 1922
 Myers, Hy 1909, 11, 14-22
 Myers, Rodney 2003
 Myrow, Brian 2005

N

Nahem, Sam 1938
 Nakamura, Nonihro 2005
 Navarro, Dioner 2005-06, 2011
 Naylor, Earl 1946
 Neal, Charlie 1956-61
 Neal, Zach 2019
 Negron, Ron 1952, 58
 Negron, Kristopher 2019
 Neidlinger, Jim 1990
 Neis, Bernie 1920-24
 Nelson, Jimmy 2021
 Nelson, Rocky 1952, 56
 Nen, Dick 1963
 Neuse, Sheldon 2021
 Newcombe, Don 1949-51, 54-58
 Newsom, Bobo 1929-30, 42-43
 Newton, Doc 1901-02
 Nicasio, Juan 2015
 Nichols, Rod 1993
 Niedenfuier, Tom 1981-87
 Nitoholas, Otho 1945
 Nixon, Al 1915-18
 Nixon, Otis 1997
 Nomo, Hideo 1995-98, 2002-04
 Nops, Jerry 1900
 Noren, Irv 1960
 Norman, Fred 1970
 Norris, Bud 2016
 North, Bill 1978
 Northern, Hub 1911-12
 Nunez, Jose A. 2001
Nunez, Darien 2021-

O

Oates, Johnny 1977-79
 O'Brien, Bob 1971
 O'Brien, Darby 1890-92
 O'Brien, John 1891
 Ock, Whitey 1935
 O'Doul, Lefty 1931-33
 Oeltjen, Trent 2010-12
 Oeschger, Joe 1925
 Offerman, Jose 1990-95
 Ohman, Will 2009
 Ojeda, Bob 1991-92
 Oliver, Al 1985
 Oliver, Nate 1963-67
 Olivo, Miguel 2014
 Olmo, Luis 1943-45, 49
 Olson, Gregg 2000-01

Olson, Irv 1915-24
 O'Mara, Ollie 1914-16, 18-19
 O'Neil, Mickey 1926
 Onis, Curly 1935
 Orenco, Joe 1943
 Oroscio, Jesse 1988, 2001-02
 O'Rourke, Frank 1917-18
 Orta, Jorge 1982
 Ortega, Phil 1960-64
 Ortiz, Ramon 2010
 Ortiz, Russ 2010
 Osborne, Tiny 1924-25
 Osgood, Charlie 1944
 Oston, Franquellis 2005-06
 Astoria, Claude 1965-73
 Ostermueller, Fritz 1943-44
 Osuna, Al 1994
 Osuna, Antonio 1995-2000
 Outen, Chick 1933
 Owens, Mickey 1941-45
 Owens, Red 1905
 Ozuna, Pablo 2008

P

Paciorek, Tom 1970-75
 Padgett, Don 1946
 Padilla, Vicente 2009-11
 Parko, Andy 1951-52
 Page, Phil 1934
 Paica, Erv 1945, 47-51, 53-54
 Palmquist, Ed 1960-61
 Paredes, Edward 2017-18
 Park, Chan Ho 1994-2001, 2008
 Parker, Rick 1995-96
 Parker, Wes 1964-72
 Parks, Art 1937, 39
 Parra, Jose 1995
 Partridge, Jay 1927-28
 Pascual, Camilo 1970
 Pasley, Kevin 1974, 76-77
 Pastoris, Jim 1906-09
 Pattnee, Harry 1908
 Patterson, Dave 1979
 Patterson, Red 2014
 Patterson, Jimmy 1929
 Paul, Xavier 2009-11
 Payne, Harley 1896-98
 Peacock, Johnny 1945
 Peck, Hal 1943
 Pederson, Joc 2014-20
 Pederson, Stu 1985
 Peña, Alejandro 1981-89
 Peña, Angel 1998-2000
 Peña, Jose 1970-72
 Penny, Brad 2004-08
 Peralta, Joel 2015
 Peraza, Jose 2016
 Perconte, Jack 1980-81
 Perez, Antonio 2004-05
 Perez, Carlos 1998-2000
 Perez, Chris 2014
 Perez, Odalis 2002-06
 Perkins, Charlie 1934
 Perranoski, Ron 1961-67, 72
 Perry, Pat 1990
 Peters, DJ 2021
 Peterson, Jim 1937
 Petty, Jesse 1925-28
 Pfeffer, Jeff 1913-21
 Pfister, George 1941
 Pfund, Lee 1945
 Phelps, Babe 1935-41
 Phelps, Ed 1912-13
 Phelps, Ray 1930-32
Phillips, Evan 2021-
 Phillips, Jason 2005
 Piazza, Mike 1992-98
 Plinich, Val 1929-33
 Pierre, Juan 2007-09
 Pignatano, Joe 1957-60
 Pinckney, George 1890-91
 Plogras, Ed 1932
 Pitt, Norman 1918, 27

Podbielan, Bud	1949-52
Podres, Johnny	1953-55 57-66
Podsednik, Scott	2010
Poffenberger, Boots	1939
Pollock, AJ	2019-
Polly, Nick	1937
Poole, Ed	1904
Poole, Jim	1990
Popovich, Paul	1968-69
Posedel, Bill	1938
Post, Sam	1922
Potter, Dykes	1938
Pounds, Bill	1903
Powell, Boog	1977
Powell, Dennis	1985-86
Powell, Paul Ray	1973, 75
Power, Ted	1981-82
Pressnell, Tot	1938-40
Price, David	2021-
Prince, Tom	1994-98
Proctor, Scott	2007-08
Prokopez, Luke	2000-01
Puig, Yasiel	2013-18
Pujols, Albert	2021
Punta, Nick	2012-13
Purdin, John	1964-65, 68-69
Pye, Eddie	1994-95

Q

Quackenbush, Kevin	2021
Quattrill, Paul	2002-03
Quinn, Jack	1931-32

R

Rachunok, Steve	1940
Rackley, Marv	1947-49
Radinsky, Scott	1996-98
Radtke, Jack	1936
Regan, Pat	1911-15
Rekow, Ed	1960
Raley, Luke	2021-
Ramazottti, Bob	1946, 48-49
Ramirez, Hanley	2012-14
Ramirez, Manny	2008-10
Ramirez, Yefry	2021
Ramsdel, Willie	1947-48, 50
Ramsey, Mike Jeffrey	1985
Ramsey, Mike James	1987
Randolph, Willie	1989-90
Rath, Gary	1998
Rau, Doug	1972-79
Ravin, Josh	2015-17
Rautzhan, Lance	1977-79
Reardon, Phil	1906
Reboullet, Jeff	2001-02
Reddick, Josh	2016
Redmond, Harry	1909
Reed, Howie	1964-66
Reed, Jake	2021
Reed, Jody	1993
Reese, Pee Wee	1940-42 46-58
Regan, Phil	1966-68
Reidy, Bill	1899, 1903-04
Reis, Bobby	1931-32, 35
Reiser, Pete	1940-42, 46-48
Reisking, Doc	1904-05
Reks, Zach	2021
Repko, Jason	2005-09
Repuski, Rip	1959-60
Reulbach, Ed	1913-14
Reuss, Jerry	1979-87
Reyes, Al	2000-01
Reyes, Dennis	1997-98
Reyes, Gilberto	1983-85 87-88
Reynolds, R.J.	1983-85
Rhiel, Billy	1929
Rhoden, Rick	1974-78
Richards, Paul	1932
Richardson, Danny	1893
Richert, Pete	1962-64, 72-73
Riconda, Harry	1928
Riggert, Joe	1914
Riggs, Adam	1997
Riggs, Lew	1941-42, 46

Rios, Edwin	2019-
Ripple, Jimmy	1939-40
Ritter, Lou	1902-08
Rivera, German	1983-84
Rivera, Juan	2011-12
Rizzo, Johnny	1942
Roberts, Dave	2002-04
Roberts, Jim	1924-25
Robertson, Dick	1918
Robinson, Clint	2014
Robinson, Earl	1958
Robinson, Frank	1972
Robinson, Jackie	1947-56
Robles, Oscar	2005-06
Robles, Sergio	1976
Rochell, Lou	1944
Rodas, Rich	1983-84
Rodriguez, Elle	1976
Rodriguez, Felix	1995-96
Rodriguez, Henry	1992-95
Rodriguez, Paco	2012-15
Roe, Preacher	1948-54
Roebuck, Ed	1955-58 60-63 1981-83
Roenicke, Ron	1981-83
Roettger, Oscar	1927
Rogers, Lee	1938
Rogers, Packy	1938
Rojas, Mel	1999
Rojas, Miguel	2014
Rojek, Stan	1942, 46-47
Rollins, Jimmy	2015
Romak, Jamie	2014
Romano, Jason	2003
Romano, Jim	1960
Romo, Sergio	2017
Romo, Vicente	1968, 82
Rose, Mike	2005
Roseboro, Johnny	1957-67
Rosen, Goody	1937-39, 44-46
Rosenfeld, Max	1931-33
Ross, Cody	2005-06
Ross, David	2002-04
Ross, Don	1940
Roussup, Zac	2018-19
Rowe, Ken	1963
Rowe, Schoolboy	1942
Roy, Jean Pierre	1946
Roy, Luther	1929
Royster, Jerry	1873-75
Ruan, Wilkin	2002-03
Rucker, Nap	1907-16
Rudolph, Ernie	1945
Rutherford, Dutch	1921-24
Ruggiano, Justin	2015
Ruiz, Carlos	2016
Ruiz, Keibert	2021
Rush, Andy	1925
Russell, Bill	1969-86
Russell, Jim	1950-51
Russell, John	1917-18
Rutherford, Johnny	1962
Ryan, Jack	1911
Ryan, John	1998
Ryan, Rosy	1933
Ryu, Hyun-Jin	2013-19

S

Sadler, Casey	2019
Saenz, Olmedo	2004-07
Sands, Jerry	2011-12
Santos, Sergio	2015
Saito, Takashi	2006-08
Samuel, Juan	1990-92
Sanchez, Duane	2004-05
Sandlock, Mike	1945-46
Sanford, Chance	1999
Santana, Dennis	2018-
Santangelo, F.P.	2000
Savage, Jack	1987
Savage, Ted	1968
Sax, Dave	1982-83
Sax, Steve	1981-88
Sayles, Bill	1943
Sborz, Josh	2019-20
Scanlan, Bill	1904-07, 09-11
Schantz, Bill	1911-12

Schebler, Scott	2015
Scheer, Al	1993
Scherzer, Max	2021
Schlichting, Travis	2009-10
Schliebner, Dutch	1923
Schmidt, Ray	1918-22
Schmidt, Henry	1903
Schmidt, Jason	2007-09
Schmitz, Johnny	1961-62
Schmol, Steve	2005
Schmutz, Charlie	1914-15
Schneiberg, Frank	1910
Schofield, Dick	1966-67
Schofield, Jr, Dick	1995
Schott, Gene	1939
Schreiber, Paul	1922-23
Schultz, Howie	1943-47
Schultz, Jaime	2019
Schultz, Joe	1915
Schumaker, Skip	2013
Schupp, Ferlic	1921
Sciocola, Mike	1980-92
Scott, Dick	1963
Seager, Corey	2015-2021
Seanez, Rudy	1994-95, 2007
Seavage, Ray	1989-90
Seats, Tom	1945
Sebring, Jimmy	1909
See, Larry	1986
Segedin, Rob	2016-18
Sele, Aaron	2006
Sellers, Justin	2011-13
Sells, Dave	1975
Seo, Jae	2006
Sexauer, Elmer	1948
Shanahan, Greg	1973-74
Sharperson, Mike	1987-93
Sharrutt, George	1933-94
Shaute, Joe	1931-33
Shaw, Jeff	1998-01
Shea, Merv	1938
Sheppard, Jimmy	1897-98, 1900-05
Sheehan, Jack	1920-21
Sheehan, Tommy	1908
Sheffield, Gary	1998-2001
Shelby, John	1987-90
Sherridan, Red	1918, 20
Sherfy, Jimmy	2021
Sherlock, Vince	1935
Sherrill, George	2009-10
Sherry, Larry	1958-63
Sherry, Norm	1959-62
Shindle, Bill	1894-98
Shipley, Craig	1986-87
Shirley, Bart	1964, 66, 68
Shirley, Steve	1982
Shock, George	1893-97
Shriver, Harry	1922-23
Shuba, George	1948-50, 52-55
Shuey, Paul	2002-2004
Siebert, Dick	1932, 36
Simpson, Joe	1975-78
Sims, Duke	1971-72
Singer, Bill	1964-72
Singler, Fred	1938-39
Sizemore, Ted	1969-70, 76
Skaff, Frank	1935
Skowron, Bill	1963
Slade, Gordon	1930-32
Sloat, Dwain	1948
Smith, Broadway	1897-00
Smith, Charley	1960-61
Smith, Dick	1965
Smith, George	1918, 23
Smith, Germany	1890, 97
Smith, Greg	1991
Smith, Hap	1910
Smith, Jack	1962-63
Smith, Nate	1962
Smith, Red	1911-14
Smith, Reggie	1976-81
Smith, Sherry	1915-17, 19-22
Smith, Tony	1910-11
Smith, Will	2019-
Smyres, Clancy	1944
Smyth, Red	1915-17

Smythe, Harry	1934
Snider, Duke	1947-62
Snyder, Cory	1993-94
Snyder, Gene	1959
Snyder, Jack	1917
Solomon, Eddie	1973-75
Sommerville, Andy	1894
Sosa, Elias	1976-77
Sothern, Denny	1931
Souza Jr, Steven	2021
Spencer, Daryl	1961-63
Spencer, Roy	1937-38
Spooner, Karl	1954-55
Springer, Dennis	2001-02
Stack, Eddie	1912-13
Stainback, Tuck	1938-39
Stallings, George	1890
Standaert, Jerry	1925-26
Stanhouse, Don	1980
Stanky, Eddie	1944-47
Stark, Dolly	1910-12
Statz, Jigger	1927-28
Steele, Bill	1914
Steele, Elmer	1911
Steelman, Farmer	1900-01
Stein, Ed	1892-96, 98
Stengel, Casey	1912-17
Stephenson, Jerry	1970
Stevens, Ed	1945-47
Stewart, Brock	2016-19
Stewart, Dave	1978, 81-83
Stewart, Scott	2004
Stewart, Stuffy	1923
Stinson, Bob	1969-70
Stock, Mitt	1924-26
Stovey, Harry	1893
Strahler, Mike	1970-72
Strang, Sammy	1903-04
Strawberry, Darryl	1991-93
Stricklett, Elmer	1905-07
Stripling, Ross	2016-20
Stripp, Joe	1932-37
Stryker, Dutch	1926
Stuart, Dick	1966
Stubbs, Franklin	1984-89
Stults, Eric	2006-09
Sturtze, Tanyon	2008
Suddaks, Bill	1968-71
Sukeforth, Clyde	1932-34, 45
Sullivan, Billy	1942
Sunkel, Tom	1944
Surkamp, Eric	2015
Sutcliffe, Rick	1976, 78-81
Sutton, Don	1966-80, 88
Sweeney, Mark	2007-08
Swift, Bill	1941

T

Taschner, Jack	2010
Tamulis, Vito	1938-41
Tapani, Kevin	1995
Tatum, Tommy	1941, 47
Taveras, Alex	1982-83
Taylor, Chris	2016-
Taylor, Danny	1932-36
Taylor, Harry	1946-48
Taylor, Zack	1920-25, 35
Teed, Dick	1953
Templeton, Chuck	1955-56
Tepesch, Nick	2016
Tepsic, Joe	1946
Terry, Adonis	1890-91
Terrillinger, Wayne	1951
Thames, Marcus	2011
Thatcher, Grant	1903-04
Theriot, Ryan	2010
Thielman, Henry	1903
Thomas, Derrel	1979-83
Thomas, Fay	1932
Thomas, Ian	2015
Thomas, Ray	1938
Thomasson, Gary	1979-80
Thome, Jim	2009
Thompson, Derek	2005
Thompson, Don	1951, 53-54
Thompson, Fresco	1931-32
Thompson, Milt	1996

H I S T O R Y A N D R E C O R D S

Thompson, Tim	1954
Thompson, Trayce	2016-18
Thormahlen, Hank	1925
Thurston, Joe	2002-04
Thurston, Sloppy	1930-33
Tiemey, Cotton	1925
Tiffey, Terry	2008
Tischinski, Tom	1973
Todd, Al	1939
Toles, Andrew	2016-18
Tolleson, Shawn	2012-13
Tomko, Brett	2006-07
Tooley, Bert	1911-12
Torborg, Jeff	1964-70
Torreyes, Ronald	2015
Tracewski, Dick	1962-65
Traxler, Brian	1990
Treadway, George	1894-95
Truand, Jeff	1994-95
Treanor, Matt	2012
Treinen, Blake	2019
Tremark, Nick	1934-36
Temper, Overton	1927-28
Trevino, Alex	1986-87
Triunfel, Carlos	1993
Trileck, Rick	2014
Trombley, Mike	2001-02
Troscosco, Ramon	2008-11
Tsao, Chin-hui	2007, 2015-16
Tsutsumo, Yoshi	2021
Tucker, Tommy	1898
Tudor, John	1988-89
Turner, Justin	2014
Turner, Trea	2021
Turner, Ty	1928

U

Uceta, Edwin	2021
Underwood, Fred	1894
Urias, Julio	2016
Uribe, Juan	2011-15
Urley, Chase	2015-18

V

Vail, Mike	1984
Valdes, Ismael	1994-2000
Valdes, Rene	1957
Valdez, Wilson	2007
Valentin, Jose	2005
Valentine, Bobby	1969, 71-72
Valenzuela, Fernando	1980-90
Valera, Breyvic	2018
Valle, Hector	1965
Valo, Elmer	1957-58
Van Buren, Deacon	1904
Vance, Dazzy	1922-32, 35
Vance, Sandy	1970-71
Van Cuyk, Chris	1950-52
Van Cuyk, Johnny	1947-49
Vande Berg, Ed	1986
Van Slyke, Scott	2012-17
Vargas, Claudio	2009
Vaughan, Arky	1942-43, 47-48
Vasquez, Andrew	2021
Velez, Eugenio	2011
Venable, Will	2016
Venzafro, Mike	2004
Venditte, Pat	2018
Ventura, Robin	2003-04
Verdugo, Alex	2017-19
Versalles, Zolo	1968
Vesia, Alex	2021
Vickers, Rube	1903
Victorino, Shane	2012
Viczaino, Jose	1989-90, 98-00
Vosmik, Joe	1940-41

W

Wachtel, Paul	1917
Wade, Ben	1952-54
Wade, Cory	2008-09
Wagner, Butts	1898
Walker, Dixie	1939-47
Walker, Mysterious	1913
Walker, Rube	1951-58
Wall, Joe	1902

Wall, Josh	2012-13
Wall, Stan	1974-77
Walls, Lee	1962-64
Wallach, Tim	1993-96
Walsh, Dave	1990
Walters, Zach	2016
Walton, Danny	1976
Waner, Lloyd	1944
Waner, Paul	1941, 1943-44
Ward, Chuck	1918-22
Ward, Daryle	2003
Ward, John Monte	1891-92
Ward, Preston	1948
Ward, Rube	1902
Warner, Jack	1929-31
Warren, Tommy	1944
Warwick, Carl	1961
Wasdel, Jimmy	1940-41
Washington, Ron	1977
Watkins, George	1936
Watson, Tony	2017
Wayne, Gary	1994
Weaver, Eric	1998
Weaver, Jeff	2004-05, 2009-10
Webb, Hank	1977
Webber, Les	1942-46
Webster, Mitch	1991-95
Weiss, Gary	1980-81
Welch, Bob	1978-87
Wellman, Brad	1987
Wells, David	2007
Wells, John	1944
Wells, Terry	1990
Werhas, John	1964-65, 67
Wertz, Jayson	2004-06
West, Matt	2015
West, Max	1928-29
Wetteland, John	1989-91
Weyhing, Gus	1900
Wheat, Mack	1915-19
Wheat, Zack	1909-26
Wheeler, Ed	1902
White, Barney	1945
White, Bill	1945
White, Devon	1999-2000
White, Larry	1983-84
White, Mitch	2020
White, Myron	1978
White, Tyler	2019
Whitfield, Terry	1984-86
Whiting, Jesse	1906-07
Whitman, Dick	1946-49
Whitted, Possum	1922
Wicker, Kemp	1941
Wieland, Joe	2015
Wilhelm, Hoyt	1971-72
Wilhelm, Kaiser	1908-10
Wilkins, Rick	1999
Willite, Nick	1963-66
Williams, Dick	1951-54, 56
Williams, Eddie	1997
Williams, Jeff	1999-2002
Williams, Leon	1926
Williams, Reggie D.	1985-87
Williams, Reggie B.	1995
Williams, Stan	1958-62
Williams, Todd	1995
Williams, Woody	1938
Wills, Maury	1959-66, 69-72
Wilson, Brian	2013-14
Wilson, Eddie	1936-37
Wilson, Hack	1932-34
Wilson, Robert	1958
Wilson, Steve	1991-93
Wilson, Tex	1924
Wilson, Tom	2004
Windhorn, Gordon	1961
Winford, Jim	1938
Winham, Lave	1902
Winsett, Tom	1936-38
Winston, Hank	1936
Withrow, Chris	2013-15
Witt, Whitey	1926
Wojey, Pete	1954
Wolf, Randy	2007, 2009
Wood, Alex	2015-18, 2020

Woodson, Tracy	1987-89
Worrell, Todd	1993-97
Wright, Clarence	1901
Wright, Glenn	1929-33
Wright, Jamey	2012, 14
Wright, Ricky	1982-83
Wrigley, Zeke	1899
Wunsch, Kelly	2005
Wurm, Frank	1944
Wyatt, Whit	1939-44
Wynn, Jimmy	1974-75

Y

Yale, Ad	1905
Yarrison, Rube	1924
Yeager, Joe	1898-1900
Yeager, Steve	1972-85
Yingling, Earl	1912-13
Young, Eric	1992, 97-99
Young, Delwyn	2006-09
Young, Matt	1987
Young, Michael	2013

Z

Zachary, Chink	1944
Zachary, Tom	1934-36
Zachry, Pat	1983-84
Zahn, Geoff	1973-75
Zelle, Todd	1997-98
Zimmer, Don	1954-59, 63
Zimmerman, Bill	1915
Zimmerman, Eddie	1911

MANAGERS

Alston, Walter	1954-76
Barnie, Billy	1897-98
Carey, Max	1932-33
Dahlen, Bill	1910-13
Donovan, Patsy	1906-08
Dressen, Chuck	1951-53
Durocher, Leo	1939-46, 48
Ebbetts, Charles	1898
Foutz, Dave	1893-96
Griffin, Mike	1898
Grimes, Burleigh	1937-38
Hanlon, Ned	1899-1905
Hoffman, Glenn	1998
Johnson, Davey	1999-00
Lasorda, Tommy	1977-96
Little, Grady	2006-07
Lumley, Harry	1909
Mattingly, Don	2011-15
McGinnigle, Bill	1890
Roberts, Dave	2016
Robinson, Wilbert	1914-31
Russell, Bill	1996-98
Shotton, Bert	1947-50
Stengel, Casey	1934-36
Sukeforth, Clyde	1947
Torre, Joe	2008-10
Tracy, Jim	2001-05
Ward, John "Monte"	1891-92

COACHES

Adams, Red	1969-80
Amalfitano, Joey	1983-98
Bard, Josh	2016-17, 2020
Basgall, Monty	1973-86
Bates, Aaron	2019
Becker, Joe	1958-64
Beringer, Carroll	1967-72
Blades, Ray	1947-48
Bowa, Larry	2008-10
Bragan, Bobby	1960
Brown, Brant	2018
Bundy, Lorenzo	2014-15
Bryant, Clay	1961
Castro, Juan	2016-17
Clark, Jack	2001-03
Colborn, Jim	2001-05
Corridon, Red	1941-46
Cresse, Mark	1974-98
Crim, Chuck	2013-15
Debus, Jon	2005
Dempsey, Rick	1899-00
Donnelly, Rich	2006-07
Down, Rick	1999-00

Dressen, Charlie	1939-42
	1943-56, 1958-59
Duncan, Mariano	2006-10
Durocher, Leo	1961-64
Easler, Mike	2008
Ebel, Dino	2019
Egan, Ben	1925
Ferguson, Joe	1888-94
Fitzsimmons, Freddie	1942
Geren, Bob	2016
Gilliam, Jim	1965-78
Gimenez, Chris	2019
Gomez, Preston	1965-68, 1977-79
Gregson, Glenn	1998
Haines, Jesse	1938
Hansen, Dave	2011-12
Hartsfield, Roy	1969-72
Hayworth, Ray	1945
Hendrick, George	2003
High, Andy	1937-38
Hillman, Trey	2011-13
Hines, Ben	1985-86, 1988-93
Hoffman, Glenn	1999-2005
Honeycutt, Rick	2006-2019
Hough, Charlie	1998-99
Howell, Ken	2008-14
Hyers, Tim	2016-17
Jauss, Dave	2006-07
Johnston, Jimmy	1931
Kelley, Joe	1926
Killefer, Bill	1939
Lasorda, Tommy	1973-76
Lavagetto, Cookie	1951-53
Lefebvre, Jim	1978-79
Lehmann, Danny	2018, 2020
Lett, Jim	2001-05
Lombard, George	2016-2020
Lopes, Davey	2011-15
Lyons, Ted	1954
Mattingsly, Don	2008-10
McCullough, Clayton	2021
McGinnity, Joe	1926
McGuinness, Connor	2020
McGwire, Mark	2013-15
Miller, Otto	1926-36
Mota, Manny	1980-2013
Mulleavy, Greg	1958-60, 1962-64
Mueller, Bill	2007
Murray, Eddie	2006-07
Olsen, Ivy	1924, 1930-31
Ortiz, Luis	2018
Osteen, Claude	1999-00
Ozark, Danny	1965-72, 1980-82
Pentland, Jeff	2008-11
Perranoski, Ron	1981-94
Phillips, Lefty	1965-68
Pitler, Jake	1947-57
Prior, Mark	2018
Reese, Pee Wee	1959
Reiser, Pete	1960-64
Riggelman, Jim	2001-04
Roenicke, Ron	1992-93
Russell, Bill	1987-91, 1994-96
Ruth, Babe	1938
Schaefer, Bob	2008-10
Scioccia, Mike	1997-98
Shelby, John	1998-05
Smith, Reggie	1994-98
Stengel, Casey	1932-33, 1949-50
Sukeforth, Clyde	1949-50
Taylor, Zack	1935
Tincup, Ben	1940
Tracy, Jim	1999-2000
Van Scoyoc, Robert	2019
Valentin, John	2013-15
Walker, Dixie	1970-74
Walker, Rube	1958
Wallace, Dave	1995-97
Wallach, Tim	2004-05, 2011-15
Ward, Turner	2016-18
Warthen, Dan	2006-07
Woodward, Chris	2016-18
Yeager, Steve	2011-11

Uniform Numbers In Dodger History

Since 1932, hundreds of players and coaches have put on a Dodger uniform, wearing every single number from 1 to 77 as well as 0, 00, 97 and 99. On April 15, from 2007-19 the Dodgers all wore No. 42 to celebrate the 60th-72nd anniversaries of Jackie Robinson breaking the color barrier. Pitcher Joe Beimefs No. 97 was the highest number ever worn by a player during a regular-season game until Manny Ramirez donned No. 99 in 2008. In 2014, Brian Wilson became the first Dodger to wear 00. Pee Wee Reese's No. 1 was officially retired on July 4, 1984, one of nine numbers that have been retired. Below is a list of the different numbers worn by Dodgers since 1932 and the years in which they were worn.

00

Brian Wilson 2013-14

0

Al Oliver 1965
Danny Lehmann 2018-

1

Johnny Frederick 1932-34
Buzz Boyle 1935
Freddie Lindstrom 1936
Woody English 1937-38
Packy Rogers 1938
Gene Moore 1939
Charlie Gilbert 1940

Pee Wee Reese 1940-42, 1946-52

Paul Waner 1943-44
Mike Sandlock 1945
Billy Grabarkewitz 1969-72
Rick Auerbach 1974-76
Derrel Thomas 1979
Gary Weiss 1980-81

2

Mickey Finn 1932
Joe Judge 1933
Jim Bucher 1934-37
Leo Durocher 1938-46, 48, 1961-64
Bobby Morgan 1950, 1952-53
Randy Jackson 1956-58
Don Demeter 1958-60
Dick Schofield 1966-67
Tommy Dean 1967
Bart Shirley 1966
Zolo Versailles 1968
Bobby Valentine 1969, 1971-72

Tommy Lasorda 1977-96

3

Joe Stripp 1932-37
Pete Coscarart 1938-41
Alex Kampouris 1942-43
Stan Rojek 1942, 1946-47
Red Barkley 1943
Eddie Basinski 1944
Gene Mauch 1944
Fats Dantonio 1945
Babe Herman 1945
Billy Cox 1948-54
Chico Fernandez 1956
Elmer Valo 1957-58
Wille Davis 1961-73
Glenn Burke 1976-78
Rudy Law 1978, 1980
Steve Sax 1983-88
Jeff Hamilton 1989-91
Jody Reed 1993
Eddie Pye 1995
Chad Fournie 1995-97
Alex Cora 1998-2001
Cesar Izturis 2002-2006
Julio Lugo 2006
Brady Clark 2007
Bill Mueller 2007
Delwyn Young 2008
Xavier Paul 2009, 2011
Ronnie Belliard 2009-10
Juan Castro 2011
Eugenio Velez 2011
Adam Kennedy 2012
Skip Schumaker 2013

Carl Crawford 2014-16
Chris Taylor 2016-

4

Hack Wilson 1932-34
Frenchy Bordagaray 1935-36
Tony Malinosky 1937
Dolph Camilli 1938-43
Gil Hodges 1943
Gil English 1944
Babe Herman 1945
Mike Sandlock 1946
Duke Snider 1947-62
Tom Hutton 1966, 1969
Kevin Pasley 1974, 76-77

5

Tony Cuccinello 1932-34, 1935
Johnny Cooney 1935
Ben Geraghty 1936
Jack Radtke 1936
Cookie Lavagetto 1937-41, 1946-48
Arky Vaughan 1942-43
Clancy Smyres 1944
Ben Chapman 1944-45
Johnny Peacock 1945
Carl Furillo 1946
Tommy Brown 1948-51
Sandy Amoros 1952
Wayne Belardi 1953-54
Charlie Kress 1954
Norm Larker 1958-61
Dick Nen 1963
Jim Lefebvre 1965-72
Ken McMullen 1973-75
Johnny Oates 1977-79
Mike Marshall 1981-89
Stan Javier 1990-92
Dave Hansen 1993-96
Chip Hale 1997
José Vizcaino 1998-99
Gary Sheffield 1998
Davey Johnson 2000
Jim Riggleman 2001-02
Tyler Houston 2002
Jason Romano 2003
Hee-Seop Choi 2004-05
Nomar Garciaparra 2006-08
Mark Loretta 2009
Reed Johnson 2010
Juan Uribe 2011-15
Alberto Callaspo 2015
Corey Seager 2015-2021

6

Lefty O'Doul 1932-33
Sam Leslie 1933-35
Buddy Hassett 1936-37
Johnny Hudson 1938-40
Tony Gilliani 1941
Joe Medwick 1940, 1942
Carden Gillenwater 1943
Hal Peck 1943
Charlie Dressen 1943
John Bolling 1944
Bill Hart 1944-45
Carl Furillo 1946-60
Ron Fairly 1960-69
Steve Garvey 1969-82
Jolbert Cabrera 2003
Brent Mayne 2004
Jason Grabowski 2005

Kenny Lofton 2006
Tony Abreu 2007
Joe Torre 2008-10
Aaron Miles 2011
Jerry Hairston Jr. 2012-13
Darwin Barney 2015
Charlie Culberson 2016
Curtis Granderson 2017
Danny Lehmann 2018
Brian Dozier 2018
Robert Van Scoyoc 2019
Turner, Tre 2021

7

Glen Wright 1932-33
Johnny McCarthy 1934
George Earnshaw 1935-36
Johnny Hudson 1936-37
Lindsay Brown 1937
Packy Rogers 1938
Ray Thomas 1938
Charlie Dressen 1939-46, 1951-53, 1958
Joe Medwick 1943
Pete Reiser 1947-48
Mike McCormick 1949
Don Demeter 1961
Daryl Spencer 1961
Lee Walls 1962-64
Dick Stuart 1966
Tommy Dean 1967
Bob Bailey 1968
Roy Hartsfield 1969-72
Steve Yeager 1973-85
Tracy Woodson 1987
Alfredo Griffin 1989-91
Billy Ashley 1992-95
Greg Gagne 1996-97
Paul Konerko 1998
Tripp Cramer 1998-99
José Vizcaino 2000
Jeff Branson 2000-01
Mike Kinkade 2002-03
Tom Wilson 2004
J.D. Drew 2005-06
James Loney 2007-12
Nick Punto 2012-13
Alex Guerrero 2014-15
Julio Urias 2016-

8

Gordon Slade 1932
Jake Flowers 1933
Lonny Frey 1934-36
Paul Chervinko 1937-38
Sid Gautreaux 1937
Gilly Campbell 1938
Art Parks 1939
Joe Vosmik 1940-41
Jimmy Wasdell 1941
Bobo Newsom 1942-43
Howie Schultz 1943-47
Ed Stevens 1945
Hal Gregg 1947
Don Lund 1948
George Shuba 1948-50
Dale Mitchell 1956
Rocky Nelson 1956
Johnny Roseboro 1957-58, 1960-67
Ron Fairly 1969
Danny Ozark 1968
Bob Stinson 1969-70

Duke Sims 1971
Dick Dietz 1972
Jerry Royster 1973-75
Reggie Smith 1977-81
Mark Belanger 1982
Gary Carter 1991
Joey Amalfitano 1983-98
Mark Grudzielanek 1999-2002
Ron Cramer 2003
Olmedo Saenz 2004-07
Shane Victorino 2012
Don Mattingly 2008-15
Bob Geren 2016-18
Manny Machado 2018
Bob Geren 2019
Zach McKinstry 2020-

9

Danny Taylor 1932-36
Tom Winsett 1936
Babe Phelps 1937-41
Billy Sullivan 1942
Bill Hart 1943
Lloyd Waner 1944
Tommy Brown 1944-45
Bill White 1945
Jack Graham 1946
Arky Vaughan 1947-48
Bob Ramazzotti 1949
Rocky Bridges 1951-52
Dixie Howell 1953
Gino Cimoli 1966-58
Wally Moon 1959-65
Al Ferrara 1966-68
Andy Kosco 1969-70
Terry McDermott 1972
Elie Rodriguez 1976
Reggie Smith 1976, 1994-98
Jerry Grote 1977-78, 1981
Gary Thomasson 1979-80
Don Crow 1982
Greg Brock 1984-86
Mickey Hatcher 1987-90
Todd Hundley 1999-00, 2003-04
Marquis Grissom 2001-02
Jason Phillips 2005
Grady Little 2006
Juan Pierre 2007-09
Garret Anderson 2010
Russ Mitchell 2010
Hector Gimenez 2011
Dee Gordon 2011-14
Yasmani Grandal 2015-18
Kristopher Negron 2019
Gavin Lux 2020-

10

Al Lopez 1932-35
Ray Berres 1936
Freddie Fitzsimmons 1937
Randy Moore 1937
Bert Haas 1937-38
Roy Spencer 1938
Carl Doyle 1939
Ray Hayworth 1938-39
Gus Mancuso 1940
Mickey Owen 1941-45
Ernie Rudolph 1945
Bruce Edwards 1946-51
Earl Naylor 1946
Lew Riggs 1946
Rube Walker 1951-58
Bobby Bragan 1960

H I S T O R Y A N D R E C O R D S

Clay Bryant	1961
Jeff Torborg	1964-70
Ron Cey	1971-82
Dave Anderson	1983-89, 92
Juan Samuel	1990-92
Chris Gwynn	1994-95
Chad Curtis	1996
Ken Huckaby	1996-97
Otis Nixon	1997
José Vizcaino	1998
Gary Sheffield	1998-01
Hideo Nomo	2002-04
Jose Valentin	2005
Danys Baez	2006
Wilson Betemit	2006-07
Andy LaRoche	2007
Larry Bowa	2008-10
Tony Gwynn Jr.	2011-12
Michael Young	2013
Justin Turner	2014-

11

Clyde Sukeforth	1932-34
Lonny Frey	1933
Nick Tremark	1934-36
George Watkins	1936
Fred Frankhouse	1937-38
Tony Lazzeri	1939
Dixie Walker	1939-47
Jack Banta	1947-50
Carl Erskine	1950
Dick Gray	1958-59
Bob Lillis	1960-61
Larry Burright	1962
Ken McMullen	1963-64
Bart Shirley	1964, 1966, 1968
John Kennedy	1965-66
Tommy Dean	1967
Manny Mota	1969-13
Erisbel Arruebarrena	2014
Jimmy Rollins	2015
Micah Johnson	2016
Josh Reddick	2016
Logan Forsythe	2017-18
A.J. Pollock	2019-

12

Val Picinich	1932-33
Jimmy Jordan	1934-36
Luke Hamlin	1937-41
Bob Chipman	1941-1942, 44
Babe Dahlgren	1942
Rex Barney	1943
Rube Melton	1943
Eddie Stanky	1944-47
Erv Palica	1948-51, 1954
Ralph Branca	1952
Frank Kellert	1955
Babe Birrer	1958
Tommy Davis	1960-66
Bob Bailey	1967
Jim Fairey	1968
Von Joshua	1969-70
Dusty Baker	1976-83
Jay Johnstone	1985
Bill Madlock	1985-87
Danny Heep	1987-88
Willie Randolph	1989-90
Luis Lopez	1990
Gary Carter	1991
Dave Anderson	1992
Jeff Treadway	1994-95
Brett Butler	1995
Karim Garcia	1995-97
Jim Eisenreich	1998
Mike Devereaux	1998
Jim Tracy	2001-04
Steve Finley	2004
Jeff Kent	2005-08

Brad Ausmus	2009-10
Davey Lopes	2011
Justin Sellers	2011-12
Moby Abreu	2012
Mark McGwire	2013
John Valentin	2014
Juan Nicasio	2015
Turner Ward	2016-18
Dino Ebel	2019

13

Burleigh Grimes	1938
Kirby Higbe	1941-43, 1946-47
Ralph Branca	1944-45, 1947-51, 1953
Tommy Warren	1944
John Douglas	1945
Joe Ferguson	1970-76, 1978-81, 1988-94
Antonio Osuna	1995-00
Jim Leyritz	2000
Alex Cora	2002-04
Oscar Robles	2005-06
Wilson Valdez	2007
Terry Tiffie	2008
Angel Berroa	2008
Orlando Hudson	2009
Ryan Theriot	2010
Ivan DeJesus Jr.	2011-12
Hanley Ramirez	2012-14
Juan Castro	2016-17
Max Muncy	2018-

14

Bud Clancy	1932
George Kelly	1932
Del Bissonette	1933
Joe Huttocheson	1933
Wally Millies	1934
Frank Lamanske	1935
Frank Skaff	1935
Ox Eckhardt	1936
Roy Spencer	1937
Freddie Fitzsimmons	1938-43
Chris Haughey	1943
Rube Melton	1944
Lee Pfund	1945
Ferrell Anderson	1946
Dick Whitman	1947
Gil Hodges	1947-61
Ken McMullen	1962
Bill Skowron	1963
John Werhas	1964-65, 1967
Len Gabrielson	1967-70
Von Joshua	1970-71, 1973-74, 1979
Tom Haller	1971
Chris Cannizzaro	1972-73
Ivan DeJesus	1974-76
Mike Scioscia	1980-92, 1997-98
Delino DeShields	1994-96
F.P. Santangelo	2000
Jeff Reboulet	2001-02
Larry Barnes	2003
Jim Lett	2004-05
Bill Mueller	2006
Mike Lieberthal	2007
Pablo Ozuna	2008
Juan Castro	2009
James Carroll	2010-11
Mark Ellis	2012-13
Dan Haren	2014
Enrique Hernández	2015-20

15

Dazzy Vance	1932
Owzie Carroll	1933-34
Tom Baker	1935
Bob Logan	1935
Johnny Cooney	1936

Max Butcher	1937
Waite Hoyt	1938
Vito Tamulis	1938-41
Tom Drake	1941
Kirby Higby	1941
Bobby Bragan	1943-44
Stan Andrews	1944-45
Lew Riggs	1946
Dick Whitman	1946
Clyde Sukeforth	1949-50
Johnny Rutherford	1952
Sandy Amoros	1954-57
Irv Noren	1960
Ed Rakow	1960
Tim Harkness	1961-62
Bob Miller	1963-67
Tom Haller	1968-70
Richie Allen	1971
Davey Lopes	1972-81, 2011-
Gil Reyes	1983-85, 1987-88
Chris Gwynn	1987-91
Dave Hansen	1992
Tom Prince	1994-98
Davey Johnson	1999
Shawn Green	2000-04
Scott Erickson	2005
Rafael Furcal	2006-11
Austin Barnes	2016-

16

Van Lingle Mungo	1932-41
Billy Herman	1941-43, 1946
Pat Ankenman	1944
Barney Koch	1944
Eddie Miksis	1944
Art Herring	1944-46
Joe Medwick	1946
Ray Blades	1947
Clyde King	1947-48
Morrie Martin	1949
Earl Mossor	1951
Ken Lehman	1952, 1956-57
Danny McDevitt	1957-60
Ron Perranoski	1961-67
Rocky Colavito	1968
Bill Sudakis	1969-71
Rick Monday	1977-84
Ron Perranoski	1985-94
Hideo Nomo	1995-98
Val Picinich	1998
Mark Grudzielanek	1999-04
Paul Lo Duca	2004
Steve Finley	2004
Jim Tracy	2004-05
Andre Ethier	2006-17
Bob Geren	2018
Will Smith	2019-

17

Watty Clark	1932-33, 1935-37
Buzz Boyle	1933-34
Max Butcher	1938
Jimmy Ripple	1939
Whitlow Wyatt	1939-44
Tom Seatz	1945
Don Lund	1947
Tommy Tatum	1947
Bob Ramazzotti	1948
Carl Erskine	1948-49, 1950-59
Phil Ortega	1960-64
Hector Valle	1965
Jim Barberi	1966
Nate Oliver	1967
Hank Aguirre	1968
Jim Bunning	1969
Camilo Pascual	1970
Tom Pacliorek	1971-75
Joe Simpson	1975-78
Greg Brock	1983
Rafael Landestoy	1983-84
Len Matusek	1985-87
Rick Dempsey	1989-90

Bob Ojeda	1991-92
Roger McDowell	1993-94
José Parra	1995
Felix Rodriguez	1995-96
Dave Wallace	1995-97
Juan Castro	1998-99
Gerónimo Berroa	2000
Jim Lett	2001
Kazuhiisa Ishii	2002-04
Mitch Jones	2009
Jason Repko	2005-09
A.J. Ellis	2010-16
Micah Johnson	2016
Brandon Morrow	2017
Kyle Farmer	2018
Joe Kelly	2019-21

18

Fred Heimach	1930-33
Bert Delmas	1933
Len Koenecke	1934-35
Dick Siebert	1936
Harry Eisenstat	1936-37
Tot Pressnell	1938-40
Steve Rachunok	1940
Lew Riggs	1941-42
Johnny Cooney	1943-44
Clyde King	1944
Vic Lombardi	1945-47
Dick Whitman	1948-49
Wayne Belardi	1950-51
Jim Hughes	1952-56
Solly Drake	1959
Nandy Amoros	1960
Charley Smith	1960-61
Carroll Beringer	1962-64
Preston Gomez	1965-68
Bill Russell	1969-91, 1994-98
Jim Leyritz	2000
Tim Bogar	2001
Jim Lett	2002-03
José Hernandez	2004
Paul Bako	2005
Ramon E. Martinez	2006-07
Hiroki Kuroda	2008-11
Matt Treanor	2012
Tim Federowicz	2013
Chone Figgins	2014
Roger Bernadina	2014
Jose Peraza	2015
Kenta Maeda	2016-19

19

Ray Phelps	1930-32
Chick Outen	1933
Babe Phelps	1935-36
Ralph Birkofer	1937
Jim Lindsey	1937
Ira Hutchinson	1939
Herman Franks	1940-41
Cliff Dapper	1942
George Washburn	1943
Charlie Fuchs	1944
Ed Head	1944
Morrie Aderholt	1945
Joe Hatten	1946-51
Joe Landrum	1950, 1952
Johnny Schmitz	1951-52
Jim Gilliam	1953-78

20

Sloppy Thurston	1932-33
Glenn Chapman	1934
Harry Eisenstat	1935
Zack Taylor	1935-36
Tom Baker	1937
Ernie Koy	1938-40
Wes Flowers	1940
Larry French	1941-42
Kemp Wicker	1941
Al Glossop	1943
Tommy Warren	1944
Ralph Branca	1946-47

Phil Haugstad	1947-48, 1951
Elmer Sexauer	1948
Rip Repulski	1959-60
Dick Farrell	1961
Willard Hunter	1962
Daryl Spencer	1962
Dick Scott	1963
Al Ferrara	1963, 1965
Don Sutton	1966-80, 1988
Candy Maldonado	1982-85
Ed Amelung	1984, 1986
Larry See	1986
Mike Davis	1989
Brian Traxler	1990
Darren Holmes	1990
Mitch Webster	1991-95
Mike Blowers	1996
Darren Lewis	1997

21

Joe Shaute	1932-33
Phil Page	1934
Buster Mills	1935
Dazzy Vance	1935
Sid Gautreaux	1936
Bill Posedel	1938
Al Todd	1939
Wes Ferrell	1940
Lou Fette	1940
Lee Grissom	1940-41
Newt Kimball	1941-43
Luis Olmo	1943-45
Art Herring	1946
Spider Jorgensen	1947-50
Clyde King	1947
Tim Thompson	1954
Rocky Nelson	1956
Bill Harris	1957, 1959
Ed Rakow	1960
Andy Carey	1962
Nate Smith	1962
Jim Brewer	1964-75
Ed Goodson	1976-77
Jay Johnstone	1980-82, 1985
Ricky Wright	1982-83
Tony Brewer	1984
Bob Balor	1984-85
Tito Landrum	1987
Reggie Williams	1987
Tracy Woodson	1988-89
Hubie Brooks	1990
Greg Smith	1991
Eric Young	1992, 1998-99
Rafael Bourmigal	1992-95
Roberto Kelly	1995
Billy Ashley	1996-97
Greg Gagne	1997
Henry Blanco	1998
Chad Kreuter	2000-02
Jeremy Burnitz	2003
Milton Bradley	2004-05
Flyke Ledee	2006
Marlon Anderson	2006-07
Esteban Loaiza	2008
Mark Sweeney	2007-08
Randy Wolf	2009
Tony Abreu	2009
Jon Garland	2009, 2010
Nick Green	2010
Scott Podsednik	2010
Juan Rivera	2012
Zack Greinke	2013-15
Trayce Thompson	2016-17
Yu Darvish	2017
Walker Buehler	2018-

22

Jack Quinn	1932
Rosy Ryan	1933
Ray Berres	1934
Curly Onis	1935
Vince Sherlock	1935

Tom Baker	1936
Roy Henshaw	1937
Buddy Hassett	1938
Lindsey Deal	1939
Red Evans	1939
Ben Tincup	1940
Johnny Allen	1941-43
Bob Chipman	1943
Gene Hermanski	1943, 46-51
Bill Lohman	1943-44
Ray Hathaway	1945
Andy Pafko	1951
Billy Herman	1952-57
Johnny Podres	1958-66
Danny Ozark	1967
Nim Grant	1968
Paul Popovich	1969
Bill Buckner	1971-76
Jeff Leonard	1977
Mark Bradley	1981-82
Dave Sax	1983
Franklin Stubbs	1984-89
Don Aase	1990
Brett Butler	1991-97
Chad Fonville	1995
Dick Schofield	1995
Thomas Howard	1998
Devon White	1999-00
Jack Clark	2001-03
George Hendrick	2003
Edwin Jackson	2004
Jose Cruz Jr.	2005-06
Toby Hall	2006
Grady Little	2007
Mark Sweeney	2008
Clayton Kershaw	2008-21

23

Charlie Perkins	1934
Johnny McCarthy	1935
George Jeffcoat	1936-37
Wayne LeMaster	1938
Chris Harte	1939
Ed Head	1940, 1942-43
	1946
Cy Bunker	1945
Dan Bankhead	1947
George Dockins	1947
Johnny Hall	1948
Pat McClothin	1949-50
Clyde King	1951-52
Erv Palica	1953
Don Zimmer	1954-59, 1963
Ed Palmquist	1960-61
Gordie Windhorn	1961
Marv Breeding	1963
Claude Osteen	1965-73
Jim Wynn	1974-75
Teddy Martinez	1977-79
Dave Sax	1982
Steve Sax	1982
R.J. Reynolds	1983-85
Enos Cabell	1985-86
Tim Leary	1987
Kirk Gibson	1988-90
Eric Karros	1991-02
Robin Ventura	2003-04
Derek Lowe	2005-08
Casey Blake	2009-11
Adrián González	2012-17
Mark Prior	2018-19
Souza Jr., Steven	2021

24

Cy Moore	1932
Art Jones	1932
Jimmy Jordan	1933
Watty Clark	1934
Bobby Reiss	1935
Randy Moore	1936
Jake Daniel	1937
Buck Marrow	1937-38

John Chambers	1938
Lee Rogers	1938
Bill Crouch	1939
Al Hollingsworth	1939
Joe Gallagher	1940
Tommy Tatum	1941
Paul Waner	1941
Augie Galan	1941-46
Bobby Bragan	1947-48
Hank Edwards	1951
Walter Alston	1954-76

25

Max Rosenfeld	1932
Les Munns	1934-35
Ed Brandt	1936
Johnny Cooney	1937
Kiki Cuyler	1938
Hugh Casey	1939-42
Wes Flowers	1944
Don Lund	1945
Otho Nitcholes	1945
Hugh Casey	1946-48
Chris Van Cuyk	1950-52
Bob Milliken	1953-54
Frank Howard	1958-64
Wes Covington	1966
Jim Campanis	1967-68
Joe Moeller	1969-71
Tommy John	1972-78
Ted Power	1981-82
German Rivera	1983-84
Mariano Duncan	1985-87, 1989-
Darren Fletcher	1989-90
Dennis Cook	1990-91
Mike Piazza	1992
Tim Lincecum	1993, 2004-
Mike Busch	1995-97
Juan Castro	1997
Bobby Bonilla	1998
Dave Hansen	1999-02, 2011-12
Jim Riggleman	2003
Rickey Henderson	2003
Mike Edwards, Jr.	2005
Sandy Alomar, Jr.	2006
Mariano Duncan	2006-07
Esteban Loaiza	2007
Andruw Jones	2008
Jim Thome	2009
Mariano Duncan	2009-10
Carl Crawford	2013
Mark McGwire	2014-15
Will Venable	2016
Rob Segedin	2016-18
David Freese	2018-19
Keibert Ruiz	2020-21
Feliz, Neftali	2021

26

Johnny Babich	1934-35
Ray Lucas	1934
Fred Frankhouse	1936
Heinie Manush	1937-38
Merv Shea	1938
Bill Crouch	1939
Lyn Lary	1939
Curt Davis	1940-46
Carl Doyle	1940
Rex Barney	1946-50
Fred Klipp	1957-59
Willie Davis	1960
Derrell Griffith	1963-66
Gene Michael	1967
Paul Popovich	1968
Red Adams	1969-80
Alejandro Peña	1981-89
Pat Perry	1990
Henry Rodriguez	1992-93
Carlos Hernandez	1994-96
Eric Young	1997
Eddie Williams	1997
Charles Johnson	1998

Rick Dempsey	1999-00
Hiram Johnson	2001
Hiram Bocachica	2002
Wilkin Ruan	2002-03
Antonio Perez	2004-05
Jae Seo	2006
Toby Hall	2006
Einar Diaz	2006
Luis Gonzalez	2007
Gary Bennett	2008
Doug Mientkiewicz	2009
Octavio Dotel	2010
Tim Lincecum	2011-13
Alex Castellanos	2013
Tim Federowicz	2014
Sergio Santos	2015
Chase Utley	2015-18
Jedd Gyorko	2019
Gonsolin, Tony	2021

27

Dutch Leonard	1933-36
Ben Cantwell	1937
Eddie Morgan	1937
Goody Rosen	1938-39
Tony Gulliani	1940
Pete Reiser	1941-42, 1946, 1960-64
Dee Moore	1943
Fritz Ostermuller	1943-44
Claude Crocker	1944-45
Eddie Basinski	1945
Ray Blades	1947-48
Milt Stock	1949-50
Cookie Lavagotto	1951-53
Tommy Lasorda	1954-55
Pete Wojey	1954
Bob Borkowski	1955
Don Demeter	1956, 1958
Jim Gentile	1958
Phil Regan	1966-68
Willie Crawford	1969-75
Elias Sosa	1976-77
Joe Beckwith	1979-83
Carlos Diaz	1984-86
Mike Sharperson	1987-93
Jerry Brooks	1993
Roger Cedeño	1995-96
Todd Zelle	1997-98
Manuel Barrios	1998
Kevin Brown	1999-03
Jose Lima	2004
D.J. Houlton	2005
James Loney	2006
Matt Kemp	2006-14, 2018
Justin Ruggiano	2015
George Lombard	2016-17
Alex Verdugo	2019
Terrance Gore	2020
Bauer, Trevor	2021

28

Ray Benge	1933-35
Eddie Wilson	1937
Bert Haas	1938
Merv Shea	1938
Fred Sington	1939
Tex Carleton	1940
Mace Brown	1941
Max Macon	1942-43
Hal Gregg	1943-47
Preacher Roe	1948-54
Ralph Branca	1956
Chuck Templeton	1956
Bob Aspromonte	1956, 1960-61
Nick Willhite	1963
Mike G. Marshall	1974-76
Wes Parker	1964-72
Pedro Guerrero	1980-88
Dave Hansen	1989
Lenny Harris	1989
Kai Daniels	1989-92
Rafael Bourmigal	1992-95

H I S T O R Y A N D R E C O R D S

Cory Snyder.....1993-94
 Todd Hollandsworth.....1995-2000
 Tom Goodwin.....2000-01
 Jim Riggelman.....2002
 Tyler Houston.....2002
 Fred McGriff.....2003
 Jayson Werth.....2004-06
 Andy LaRoche.....2007
 Shea Hillenbrand.....2007
 Andy LaRoche.....2008
 Danny Ardoin.....2008
 Eric Milton.....2009
 Rod Barajas.....2010-11
 Jamey Wright.....2012, 2014
 Justin Sellers.....2013
 Chris Heisey.....2015
 Bud Norris.....2016
 Franklin Gutierrez.....2017
 Luis Ortiz.....2018
 Tyler White.....2019
 Tsutsugo, Yoshi.....2021
 Greene, Shane.....2021

29

Art Herring.....1934
 Harvey Green.....1935
 Tom Winsett.....1937-38
 Mel Almada.....1939
 Jimmy Wasdell.....1940-41
 Ed Albosta.....1941
 Clyde King.....1945
 Hank Behrman.....1946-48
 Carl Furillo.....1946
 Gene Mauch.....1948
 Don Thompson.....1951,
 1953-54
 Tommy Holmes.....1952
 Tommy Lasorda.....1954
 Pete Wojey.....1955
 Ralph Mauriello.....1958
 Stan Williams.....1958-62
 Jim Baxes.....1959
 Chuck Essegian.....1959-60
 Nate Oliver.....1963-66
 John Duffie.....1967
 Jack Jenkins.....1969
 Jose Peña.....1970-72
 Greg Heydehman.....1973
 Mike Garman.....1977-78
 Gerald Hannahs.....1978-79
 Don Stanhouse.....1980
 Ron Perranoski.....1981-84
 Alex Trevino.....1986-87
 Ricky Horton.....1988-89
 Lenny Harris.....1989-93
 Tim Wallach.....1994-96
 Milt Thompson.....1996
 Eric Anthony.....1997
 Matt Luke.....1998
 Adrian Betre.....1998-2004
 Tim Wallach.....2005
 Mariano Duncan.....2006
 James Loney.....2006
 Jason Schmidt.....2007-09
 Ted Lilly.....2010-13
 Tim Wallach.....2013-15
 Scott Kazmir.....2016-17
 George Lombard.....2018-19
 Burns, Andy.....2021
 McKinney, Billy.....2021

30

Boom Boom Beck.....1933-34
 Bob Barr.....1935
 Max Butcher.....1936
 Gib Brack.....1937-38
 Tuck Stainback.....1938-39
 Roy Cullenbine.....1940
 Red Corriden.....1941-46
 Al Gionfriddo.....1947
 Dwain Stoot.....1948
 Billy Loes.....1952-56
 Bob Lillis.....1958-59

Maury Wills.....1959-66,
 1969-72
 Cleo James.....1968
 Derrel Thomas.....1980-83
 John Tudor.....1988-89
 Jose Offerman.....1990-95
 Wilton Guerrero.....1996-98
 Mark Grudzielanek.....1998
 Craig Counsell.....1999
 Brent Cookson.....1999
 Gregg Olson.....2000-01
 James Baldwin.....2001
 Dave Roberts.....2002-04
 Brad Penny.....2004
 John Shelby.....2005
 Dioner Navarro.....2006, 2011
 Mark Hendrickson.....2006-07
 Casey Blake.....2008
 Jamie Hoffmann.....2009
 Xavier Paul.....2010
 Jerry Sands.....2012
 Edinson Volquez.....2013
 Miguel Olivo.....2014
 Darwin Barney.....2014
 Scott Baker.....2015
 Scott Schebler.....2015
 Dave Roberts.....2016-

31

Casey Stengel.....1932-36,
 1949-50
 Eddie Wilson.....1936
 Andy High.....1937-38
 Bill Killefer.....1939
 Gene Moore.....1940
 Alex Kampouris.....1941
 Les Webber.....1942-45
 Eddie Basinski.....1945
 Dick Whitman.....1946
 Jake Pitler.....1947-57
 Greg Mulleavy.....1958-60,
 1962-64
 Don LeJohn.....1965
 Jim Campanis.....1966
 Ted Savage.....1968
 Bill Sudakis.....1968
 Al McBean.....1969-70
 Gary Moore.....1970
 Hoyt Wilhelm.....1971-72
 Doug Rau.....1972-79
 Jorge Orta.....1982
 Jack Fimple.....1983-84, 1986
 Ed Vance Berg.....1986
 Jim Poole.....1990
 John Shelby.....1987-1990,
 1998-04
 Jim Neidlinger.....1990
 Roger McDowell.....1991-92
 Mike Piazza.....1993-98
 Brad Penny.....2005-08
 James McDonald.....2009-10
 Jay Gibbons.....2010-11
 Tim Federowicz.....2011
 Brandon League.....2012-13
 Drew Butera.....2013-14
 Joc Pederson.....2015-20
 Scherzer, Max.....2021

32

Otto Miller.....1932-36
 Jesse Haines.....1938
 Art Parks.....1939
 Boots Poffenberger.....1939
 Lee Grissom.....1940
 Jimmy Ripppe.....1940
 Lee Grissom.....1941
 Johnny Rizzo.....1942
 Ray Hayworth.....1944-45
 Rube Melton.....1943
 Babe Herman.....1945
 Les Webber.....1945-46
 Joe Tepsic.....1946
 Willie Ramsdell.....1948

Cal Abrams.....1949-52
 Rocky Nelson.....1952
 Bill Antonello.....1953-55
Sandy Koufax.....1955-66

33

Max Carey.....1932-33
 Burleigh Grimes.....1937
 Ernie Koy.....1938
 Newt Kimball.....1940
 Don Ross.....1940
 Mace Brown.....1941
 Chet Kehn.....1942
 Pat Ankenman.....1943
 Frenchy Bordagaray.....1944-45
 Don Padgett.....1946
 Tommy Brown.....1947
 Roy Campanella.....1948
 Willie Ramsdell.....1950
 Jim Romano.....1951
 Ted Lyons.....1954
 Dave Clark.....1954-64
 Joe Becker.....1958-64
 Steve Bilko.....1958
 Danny Ozark.....1965-66,
 1969-71, 1980-82
 Ron Hunt.....1967
 Vic Davallo.....1977-80
 Sid Bream.....1983-85
 Jeff Hamilton.....1986-1988
 Eddie Murray.....1989-91, 1997,
 2006-
 Eric Davis.....1992-93
 Garey Ingram.....1994-95
 Glenn Gregson.....1998
 Carlos Perez.....1998-00
 Hiram Bocachica.....2001
 Brian Jordan.....2002-03
 Jason Grabowski.....2004
 Ricky Ledee.....2005-06
 David Wells.....2007
 Blake DeWitt.....2008-10
 Juan Castro.....2010
 Marcus Thames.....2011
 Juan Rivera.....2011
 Ramon Hernandez.....2013
 Scott Van Slyke.....2012-17
 Tony Watson.....2017
 Breyvic Valera.....2018
 Price, David.....2021-

34

Tom Zachary.....1934-36
 Hank Winston.....1936
 Waite Hoyt.....1937
 Elmer Klumpert.....1937
 Charlie Gilbert.....1940
 Pete Reiser.....1940
 Roy Jarvis.....1944
 Cal McLish.....1944
 Fats Dantonio.....1944-45
 Clyde Sukeforth.....1945
 Hank Behrman.....1946
 Eddie Miksis.....1946-51
 Jean Pierre Roy.....1946
 Wayne Terwilliger.....1951
 Russ Meyer.....1953-55
 Bob Aspromonte.....1956
 Norm Sherry.....1959-62
 Dick Calmus.....1963
 Tom Hutton.....1966, 1969
 Luis Alcaraz.....1968
 Bobby Darwin.....1969
 Ray Lamb.....1970
 Lee Lacy.....1972-78
 Lance Rautzhan.....1977-79
 Ken Brett.....1979
 Fernando Valenzuela.....1980-90

35

Rosy Ryan.....1933
 Babe Ruth.....1938
 Don Ross.....1941
 Clyde Sukeforth.....1943-44

Goody Rosen.....1945-46
 Cal McLish.....1946
 Marv Rackley.....1947-49
 Mal Mallette.....1950
 Pete Wojey.....1954
 Sal Maglie.....1956-57
 Larry Sherry.....1958
 John Klippstein.....1958-59
 Doug Camilli.....1960-64
 John Purdin.....1965, 1968-69
 John Hickman.....1967
 Fred Norman.....1970
 Bobby Darwin.....1971
 Bruce Ellingsen.....1972
 Dennis Lewallyn.....1975-79
 Bob Welch.....1978-87
 Glenn Hoffman.....1987, 1998-05
 William Brennan.....1988
 Ben Hines.....1988-89
 Jim Gott.....1990-94
 Dave Gatt.....1996
 Rick Gorecki.....1997
 Wayne Kirby.....1997
 Greg McMichael.....1998
 Brett Tomko.....2006-07
 Mariano Duncan.....2007, 2009
 Ramon Ortiz.....2010
 Jack Taschner.....2010
 John Lindsey.....2010
 Jamie Hoffmann.....2011
 Chris Capuano.....2012-13
 Jamie Romak.....2014
 Kevin Correia.....2014
 Brett Anderson.....2015-16
 Cody Bellinger.....2017-

36

Casey Stengel.....1936
 Dykes Potter.....1938
 Max Macon.....1940
 Frenchy Bordagaray.....1943
 Ed Stevens.....1946-47
 Preston Ward.....1948
 Chuck Connors.....1949
 Don Newcombe.....1949-51,
 1954-58

Steve Bilko.....1958
 Roy Gleason.....1963
 Lefty Phillips.....1965-68
 Gary Moore.....1970
 Frank Robinson.....1972
 Rick Rhoden.....1974-78
 Pepe Frias.....1980-81
 Steve Shirley.....1982
 Jose Gonzalez.....1985, 1988
 Matt Young.....1987
 Jim Gott.....1990
 Mike Morgan.....1989-91
 Todd Benzinger.....1992
 Ricky Trilock.....1993
 Todd Williams.....1995
 Noe Munoz.....1995
 Scott Radinsky.....1996-98
 Robinson Checo.....1999
 Angel Peña.....1999, 2001
 Omar Daal.....2002
 Daryle Ward.....2003
 Edwin Jackson.....2003
 Jeff Weaver.....2004-05
 Lance Carter.....2006
 Greg Maddux.....2006, 2008
 Roberto Hernandez.....2007
 Danny Ardoin.....2008
 Jeff Weaver.....2009-10
 Blake Hawksworth.....2011
 Matt Magill.....2013-14
 Adam Liberatore.....2015-18

37

Frenchy Bordagaray.....1942
 Rube Melton.....1946-47
 Johnny Van Cuyk.....1948-49
 Jim Russell.....1950-51

Ed Roebuck 1955-58, 1960-63
 Babe Birrer 1958
 Gene Snyder 1959
 Nick White 1964
 Mike Kekich 1965, 1968
 Dick Egan 1967
 Mike Strahler 1970-72
 Henry Cruz 1975-76
 Hank Webb 1977
 Bobby Castillo 1980-81, 1985
 Ben Hines 1985-86, 1990-93
 Mike Davis 1988
 Darren Dreifort 1994-2005
 Rich Donnelly 2006-07
 Tanyon Sturtze 2008
 Charlie Haeger 2009
 Carlos Monasterios 2010
 Lance Cormier 2011
 Dana Eveland 2011
 Elian Herrera 2012-13
 Mike Baxter 2014
 Brandon Beachy 2015
 Mike Freeman 2017
 Charlie Culberson 2017
 Brant Brown 2018-19
 Raley, Luke 2021-

38

Tony Giuliani 1941
 Chink Zachary 1944
 Bob Ramazzotti 1946
 Paul Miner 1946, 1948-49
 Billy Loes 1950
 Dick Williams 1951-54, 1956
 Bob Darnell 1954, 1956
 Jim Gentile 1956
 Ron Negray 1958
 Roger Craig 1959-61
 Joe Moeller 1962, 1964,
 1966-68
 Jack Billingham 1968
 Bill Buckner 1969
 Sandy Vance 1970-71
 Geoff Zahn 1973-75
 Lance Rautzhan 1978-79
 Dave Goltz 1980-82
 Pat Zachry 1983-84
 Michael J. Ramsey 1985
 Craig Shipley 1986-87
 Jose Gonzalez 1989-91
 Steve Wilson 1991-92
 Todd Worrell 1993-97
 Dave Mickl 1998-99
 Claude Osteen 1999-00
 Eric Gagné 2001-06
 Rudy Seanez 2007
 Ramon Troncoso 2008-11
 Shawn Tolleson 2012-13
 Brandon McCarthy 2015-17
 Peters, DJ 2021

39

John Corriden 1946
 Ed Chandler 1947
Roy Campanella 1948-57
 Ken Rowe 1963
 Howie Reed 1964-66

40

George Dockins 1947
 Don Lund 1947
 Clyde Sukeforth 1947
 Ery Paluca 1948
 Bud Podbielan 1949-52
 Walt Moryn 1954-55
 Roger Craig 1955-58
 Stan Williams 1958-62
 Bill Singer 1964-71
 Rex Hudson 1974
 Brad Gulden 1978
 Ron Roenicke 1982-83
 Rick Honeycutt 1983-87
 Mike Devereaux 1987-88,

1998
 Billy Bean 1989
 Barry Lyons 1990-91
 Henry Rodriguez 1994-95
 Willie Banks 1995
 Rick Parker 1995-96
 Matt Luke 1998
 Onan Masaoka 2000
 Mike Trombley 2001-02
 David Ross 2002
 Steve Schornoll 2005
 Rick Honeycutt 2006-19
 Nelson, Jimmy 2021

41

Harry Taylor 1947-48
 Clem Labine 1950-60
 Jim Golden 1960-61
 Jack Smith 1962
 Larry Miller 1964
 Lou Johnson 1965-67
 Ted Sizemore 1969-70
 Steve Yeager 1972
 Greg Shanahan 1973-74
 Bobby Castillo 1977-79
 Jerry Reuss 1979-87
 Brad Havens 1987-88
 Carlos Hernandez 1990-94
 Reggie Williams 1995
 John Cummings 1995-96
 Tripp Cromer 1997-98
 Jeff Shaw 1998-01
 Odalis Perez 2002
 Joe Thurston 2002
 Chad Hermansen 2003
 Brad Penny 2004
 Mike Venafro 2004
 Dioner Navarro 2005-06
 Aaron Sele 2006
 Chin-hui Tsao 2007
 Jeff Pentland 2008-11
 Rubby De La Rosa 2011-12
 Peter Moylan 2013
 Clint Robinson 2014
 Chris Hatcher 2015-17
 Daniel Hudson 2018
 Kyle Garlick 2019
 Jake McGee 2020
 Nate Jones 2021
 Josiah Gray 2021
 Kevin Quackenbush 2021

42

George Jeffcoat 1939
Jackie Robinson 1947-56
 Ray Lamb 1969

43

Johnny Van Cuyk 1947
 Dan Bankhead 1950-51
 Don Hoak 1954-55
 Charlie Neal 1956-61
 Willie Crawford 1964-66, 1968
 Tom Hutton 1966, 1969
 John Miller 1969
 John Hale 1974-77
 Rick Sutcliffe 1978-81
 Jose Morales 1982-84
 Ken Howell 1984-88
 Dave Hansen 1990-91
 Paul Mondesi 1993-99
 Kevin Elster 2000
 Andy Ashby 2001-03
 Juan Encarnacion 2004
 Ynency Brazoban 2004-08
 Will Ohman 2009
 Randy Wolf 2009
 Ken Howell 2010-13
 Brandon League 2013-15
 Luis Avilan 2015-17
 Pat Venditte 2018
 Edwin Rios 2019-

44

Gene Mauch 1948
 Sam Narron 1950
 Johnny Roseboro 1959
 Dick Tracewski 1962-65
 Alan Foster 1967-70
 Al Downing 1971-77
 Ron Washington 1977
 Mickey Hatcher 1979-80
 Ken Landreaux 1981-87
 Jose Vizcaino 1989-90
 Darryl Strawberry 1991-93
 Mark Guthrie 1996-98
 Rick Down 1999-00
 Phil Hiatt 2001
 Paul Shuey 2002-04
 Jon Debus 2005
 Takashi Saito 2006-08
 A.J. Ellis 2009
 Vicente Padilla 2009-11
 Alan Harang 2012-13
 Chris Withrow 2013-15
 Chin-hui Tsao 2015
 Rich Hill 2016-19

45

Johnny Hall 1948
 Ray Moore 1952
 Johnny Podres 1953-55,
 1957
 Don Miles 1958
 Art Fowler 1959
 Pete Richter 1962-63
 Nick White 1965-66
 Ken Boyer 1968-69
 Jerry Stephenson 1970
 Stan Wall 1974-77
 Jim Lefebvre 1978-79
 Jack Perconte 1980-81
 Terry Whitfield 1984-86
 Chris Gwynn 1989
 Mike Huff 1989
 Kevin Gross 1991
 Pedro Martinez 1992-93
 Al Osuna 1994
 Jose Parra 1995
 Jim Bruske 1995-96
 Roger Cedeño 1997-98
 Jeff Kubenka 1999
 Adam Melhuse 2000
 Mike Metcalfe 2000
 Jeff Branson 2000
 Jose Nuñez 2001
 Dennis Springer 2001
 Terry Mulholland 2001-02
 Odalis Perez 2002-06
 Elmer Dessens 2006
 Scott Proctor 2007-08
 Brent Leach 2009
 Justin Miller 2010
 Trey Hillman 2011-13
 Carlos Triunfel 2014
 Joe Wieland 2015
 Chris Woodward 2016-18
 Matt Beaty 2019-

46

Ben Wade 1952-54
 Don Bessent 1955-58
 Pete Mikkelsen 1969-72
 Juan Marichal 1975
 Burt Hooton 1975-84
 Ralph Bryant 1985-87
 Jim Gott 1990
 Mike Hartley 1989-91
 Kevin Gross 1992-94
 Fick Parker 1995
 Kevin Tapani 1995
 Rob Murphy 1995
 Jim Bruske 1995-96
 Nelson Liriano 1997
 Jim Bruske 1998
 Gary Rath 1998
 Rick Wilkins 1999

Doug Bochtler 1999
 Trevor Miller 2000
 Hiram Bocachica 2000-01
 Bruce Avon 2001
 Paul Quantrill 2002-03
 Rodney Myers 2004
 Elmer Dessens 2004-05
 Dave Jauss 2006-07
 Bob Schaefer 2008-10
 Russ Mitchell 2011
 Josh Wall 2012-13
 Mike Bolsinger 2015-16
 Josh Fields 2016-18
 Tony Gonsolin 2019-20
 Corey Knebel 2021

47

George Pfister 1952
 Vicente Romo 1968
 Andy Messersmith 1973-75,
 1979
 Candy Maldonado 1981
 Greg Brock 1982
 Larry White 1983-84
 Jose Gonzalez 1985-87
 Jesse Grosco 1988, 2001-02
 Tom Goodwin 1991-93
 Gary Wayne 1994
 Jesus Martinez 1996
 Trinidad Hubbard 1998-99
 Shawn Gilbert 2000
 Bruce Avon 2000-01
 Wilson Alvarez 2003-05
 Tim Hamulaek 2006
 Chad Moeller 2007
 Cory Wade 2008-09
 Jerry Sands 2011
 Luis Cruz 2012-13
 Ricky Nolasco 2013
 Paul Maholm 2014
 Howie Kendrick 2015-16
 Tracey Thompson 2017
 J.T. Chargois 2018-19

48

Andy Pafko 1952
 Ray Moore 1953
 Carmen Mauro 1953
 Glen Mickens 1953
 Karl Spooner 1955
 Jim Fairley 1973
 Doyle Alexander 1971
 Rick Sutcliffe 1976
 Dave Stewart 1978, 1981-83
 Dennis Powell 1985-86
 Ramon Martinez 1988-98
 Jacob Brumfield 1999
 Eric Gagné 1999-00
 Jim Colborn 2001-05
 Dan Warthen 2006-07
 Ken Howell 2008-09
 Russ Ortiz 2010
 John Elzy 2010, 2012
 Javy Guerra 2013
 Nick Buss 2013
 Nick Tepesch 2016
 Zach Walters 2016
 Brock Stewart 2016-19
 Gavin Lux 2019
 Brusdar Graterol 2020-

49

John Corriden 1946
 Joe Black 1952-55
 Chuck Templeton 1956
 Bob Kennedy 1957
 Rene Valdes 1957
 Jose Peña 1970
 Charles Hough 1970-80,
 1998-99
 Tom Niedenfuer 1981-87
 Tim Belcher 1987-91
 Tom Candiotti 1992-97

H I S T O R Y A N D R E C O R D S

Frank Lanford.....	1998
Gary Rath.....	1998
Matt Herges.....	1999-01
Bryan Corey.....	2002
Luke Allen.....	2002
Bubba Crosby.....	2003
Scott Mullen.....	2003
Joe Thurston.....	2003-04
Cody Ross.....	2005
Willy Aybar.....	2005-06
Delwyn Young.....	2006
Brian Falkenberg.....	2008
Claudio Vargas.....	2009
Travis Schlichting.....	2009
A.J. Ellis.....	2008-09
Charlie Haeger.....	2010
Travis Schlichting.....	2010
Trent Oeltjen.....	2010-12
Alex Castellanos.....	2012-13
Carlos Marmol.....	2013
Tim Hyers.....	2016-17
Zach Neal.....	2018
Blake Treinen.....	2020-

50

Don Elston.....	1957
Dick Smith.....	1965
Bob O'Brien.....	1971
Eddie Solomon.....	1973-75
Ron Roenicke.....	1981
Jay Howell.....	1988-92
Steve Wilson.....	1993
Felix Rodriguez.....	1995
Antonio Osuna.....	1995
Mike Harkey.....	1997
Brad Clontz.....	1998
Will Brunson.....	1998
Pedro Borbon.....	1999
Chris Donnels.....	2000-01
Jolbert Cabrera.....	2002
Steve Colyer.....	2003
Duaner Sanchez.....	2004-05
Joel Guzman.....	2006
Eric Stults.....	2006-09
Jon Link.....	2010
Nathan Eovaldi.....	2011-12
Randy Choate.....	2012
Chuck Crim.....	2013-15
Casey Fien.....	2016
Brett Eibner.....	2017
Ryan Madson.....	2018
Jaime Schultz.....	2019
Mookie Betts.....	2020-

51

Bert Hamric.....	1955
Larry Sherry.....	1958-63
Jeff Leonard.....	1977
Terry Forster.....	1978-82
Lemmie Miller.....	1984-85
Reggie Williams.....	1985-86
Brian Holton.....	1985-88
Jeff Fischer.....	1989
Dave Walsh.....	1990
Terry Wells.....	1990
Joey Eischen.....	1995-96
Adam Riggs.....	1997
Mel Rojas.....	1999
Mike Maddux.....	1999
Terry Adams.....	2000-01
Robert Ellis.....	2002
Tom Martin.....	2003-04
Jonathan Broxton.....	2005-11
Ronald Belisario.....	2012-13
Red Patterson.....	2014
Zach Lee.....	2015
Brock Stewart.....	2016
Carlos Ruiz.....	2016
Dylan Floro.....	2018-20
Alex Vesia.....	2021-

52

Preston Ward.....	1948
-------------------	------

Carroll Beringer.....	1965-72
Tommy Lasorda.....	1973-76
Myron White.....	1978
Steve Sax.....	1981
Cecil Espy.....	1983
Bill Madlock.....	1985
Balvino Galvez.....	1986
Tim Crews.....	1987-92
John DeSilva.....	1993
Brian Barnes.....	1994
Greg Hansell.....	1995
Mark Guthrie.....	1995
Darren Hall.....	1996-98
Adam Riggs.....	1997
Jamie Arnold.....	1999-00
Al Reyes.....	2000-01
Chin-Feng Chen.....	2002-04
Brian Myrow.....	2005
Randy Wolf.....	2007
James McDonald.....	2008-09
George Sherrill.....	2009-10
Josh Lindblom.....	2011-12
Tim Federowicz.....	2012
John Valentin.....	2013
Pedro Báez.....	2014-20
Phil Bickford.....	2021-

53

Don Drysdale.....	1956-69
--------------------------	----------------

Tom Pacliorek.....	1970
--------------------	------

54

Dixie Howell.....	1955-56
Bob Gialombardo.....	1958
Carl Warwick.....	1961
Bart Shirley.....	1964, 1968
Monty Basgall.....	1973-86
Tim Leary.....	1988-89
Mike Maddux.....	1990
Jim Poole.....	1990
John Candelaria.....	1991-92
Omar Daal.....	1993-95
Henry Blanco.....	1997
Chance Sanford.....	1999
Jeff Williams.....	1999-02
Troy Brohawn.....	2003
Jose Flores.....	2004
Mike Rose.....	2005
Cody Ross.....	2006
Giovanni Carrara.....	2006
D.J. Houlton.....	2007
Clayton Kershaw.....	2008
Jason Johnson.....	2008
Ronald Belisario.....	2009-10, '13
Javy Guerra.....	2011-12
Chris Perez.....	2014
David Huff.....	2015
Jim Johnson.....	2015
Josh Bard.....	2016
Sergio Romo.....	2017
Tommy Cingrani.....	2017-19
Josh Bard.....	2020-

55

Jackie Collum.....	1957-58
Ron Fairly.....	1958
Sergio Robles.....	1976
Orel Hershiser.....	1983-94, 2000
Wayne Kirby.....	1996
Rick Gorecki.....	1997
Onan Masaoka.....	1999
Giovanni Carrara.....	2001-02, 2004-05
Alfredo Gonzalez.....	2003
Koyle Hill.....	2003
Russell Martin.....	2006-10, 19
Matt Guerrier.....	2011-13
Skip Schumaker.....	2013
Roberto Hernandez.....	2014
Mat Latos.....	2015
Joe Blanton.....	2016
Albert Pujols.....	2021

56

Roy Campanella.....	1948
Rafael Landestoy.....	1977
Dave Patterson.....	1979
Rich Rodas.....	1983-84
Mike Munoz.....	1989-90
Mike Christopher.....	1991
Pedro Astacio.....	1992-97
Garey Ingram.....	1997
Eric Weaver.....	1998
Robinson Checo.....	1999
Mike Fetters.....	2000-01
Dennis Springer.....	2001-02
Jim Figgelman.....	2003-04
Derek Thompson.....	2005
Hong-Chih Kuo.....	2005-11
Michael Antonini.....	2012
Joe Blanton.....	2012
J.P. Howell.....	2013-16
Josh Bard.....	2017
Daniel Corcino.....	2018
Adam Kolarek.....	2019-20
Sheldon Neuse.....	2021

57

Rafael Landestoy.....	1977
Pedro Guerrero.....	1978-80
Steve Howe.....	1980-85
Stu Pederson.....	1985
Shawn Hillegas.....	1987-88
John Wetteland.....	1989-91
Kip Gross.....	1992-93
Rod Nichols.....	1993
Rudy Seanez.....	1994-95
Dennis Reyes.....	1997-98
Brian Bohanon.....	1998
Luke Prokepec.....	2000-01
Victor Alvarez.....	2002-03
Scott Stewart.....	2004
Franquels Osoria.....	2005-06
Eric Hull.....	2007
Luis Maza.....	2008
Scott Elbert.....	2008-14
Alex Wood.....	2015-18, 2020
Jake Reed.....	2021

58

Joe Pignatano.....	1957-60
Mark Cresse.....	1974-98
Sean Maloney.....	1998
Kevin Beirne.....	2002
Rodney Myers.....	2003
Brian Falkenberg.....	2004
Edwin Jackson.....	2005
Chad Billingsley.....	2006-14
Ian Thomas.....	2015
Jesse Chavez.....	2016
Edward Paredes.....	2017-18
Rocky Gale.....	2018-19
Jimmy Sherry.....	2021

59

Steve Shirley.....	1982
Ray Searage.....	1989-90
Ismael Valdes.....	1994-00
McKay Christensen.....	2001
Guillermo Mota.....	2002-04, 2009
Kelly Wunsch.....	2005
Travis Schlichting.....	2010
Stephen Fife.....	2012-14
Eric Surkamp.....	2015
Ronald Torreyes.....	2015
Chin-hui Tsai.....	2016
Fabio Castillo.....	2017
Zac Rosscup.....	2018-19
Mike Kickham.....	2021
Evan Phillips.....	2021

60

John DeSilva.....	1993
Eddie Pye.....	1994
Juan Castro.....	1995-96
Mike Judd.....	1997-00

Masao Kida.....	2003-04
Chin-lung Hu.....	2007-10
Todd Coffey.....	2012
Jose Dominguez.....	2013-14
Andrew Toles.....	2016-18

61

Earl Robinson.....	1958
Chan Ho Park.....	1994-2001, 2008
Josh Beckett.....	2012-14
Alex Verdugo.....	2017-18
Garrett Clevinger.....	2021-

62

Oreste Marrero.....	1996
Mike Metcalfe.....	1998
Joel Peralta.....	2015
Wilmer Font.....	2017-18
Eric Goeddel.....	2018
Darien Nunez.....	2021-

63

Angel Peña.....	1998-99
Jonathan Meloan.....	2007
Yimi Garcia.....	2014-19
Justin Bruihl.....	2021-

64

Jerry Brooks.....	1993
Paul Lu Duca.....	1998
Brian Falkenberg.....	2004
Daniel Coulombe.....	2014-15
Walker Buehler.....	2017
Caleb Ferguson.....	2018-

65

Jose Parra.....	1995
Joc Pederson.....	2014
Austin Barnes.....	2015-16
Kyle Farmer.....	2017
Casey Sadler.....	2019
Aaron Bates.....	2020-

66

Todd Williams.....	1995
Paul Konerko.....	1997
Norihiro Nakamura.....	2005
Mike MacDougal.....	2011-12
Yasiel Puig.....	2013-18
Mitch White.....	2020-

67

Will Brunson.....	1998
Jeff Kumbuka.....	1998-99
Louis Coleman.....	2016
OKoyea Dickson.....	2017
Yefrey Ramirez.....	2021

68

Ron Roenicke.....	1992-93
Ross Stripling.....	2016-20
Andrew Vasquez.....	2021

70

Damon Hollins.....	1998
Onan Masaoka.....	1999
Tim Lincecum.....	2017-18

71

Josh Ravin.....	2015-17
Conner Greene.....	2021

72

Miguel Rojas.....	2014
Travis d'Arneud.....	2019
Rob Von Scoyoc.....	2020-

73

Brant Brown.....	2020-
------------------	-------

74

Kenley Jansen.....	2010-21
--------------------	---------

75
Alan Mills..... 1999-00
Paco Rodriguez..... 2012-15
Grant Dayton..... 2016-17
Scott Alexander..... 2018-21

76
Duaner Sanchez..... 2004
Matt West..... 2015
Josh Sporz..... 2019-

77
Joe Medwick..... 1940-41

Charlie Dressen..... 1940
Carlos Frias..... 2014-16
Dennis Santana..... 2018-21

81
Victor Gonzalez..... 2020-

85
Dustin May..... 2019-

87
Jose De Leon..... 2016
Connor McGuinness..... 2020-

88
John Axford..... 2018
Bob Geren..... 2020-

91
Dino Ebel..... 2020-

92
George Lombard..... 2020
Edwin Uceta..... 2021

94
Andre Jackson..... 2021

97
Joe Beimel..... 2006-08

98
Onelki Garcia..... 2013

99
Manny Ramirez..... 2008-10
Hyun-Jin Ryu..... 2013-19
Mark Prior..... 2020-

All-Time Los Angeles Dodger Trades

1958

- June 15 Acquired Steve Biko (1B) and Johnny Klippstein (P) from the Cincinnati Reds for Don Newcombe (P)
- Aug 4 Sold Randy Jackson (3B) to the Cleveland Indians
- Dec 4 Acquired Wally Moon (OF) and Phil Paine (P) from the St. Louis Cardinals for Gino Cimoli (OF)
- Dec 23 Acquired Rip Repulski (OF), Jim Golden (P) and Gene Snyder (P) from the Philadelphia Phillies for Sparky Anderson (2B)

1959

- June 15 Acquired Chuck Essegian (OF) and Lloyd Merritt (P) from St. Louis Cardinals for Dick Gray (3B)

1960

- April 5 Acquired Gordie Windhorn (OF) and Dick Sanders (1B) from the New York Yankees for Fred Kipp (P)
- April 8 Acquired Ron Perranoski (P), John Goryl (3B), Lee Handley (OF) and cash from the Chicago Cubs for Don Zimmer (3B)
- April 11 Sold Johnny Klippstein (P) to the Cleveland Indians
- May 6 Acquired Nels Chittum (P) from the Boston Red Sox for Rip Repulski (OF)
- May 7 Acquired Gal Harris (1B) from the Detroit Tigers for Sandy Amoros (OF)
- June 15 Acquired Jim Donohue (P) from the St. Louis Cardinals for John Glenn (OF)
- June 15 Acquired Ray Sempach (P) and cash from the Detroit Tigers for Clem Labine (P)
- Dec 15 Sold Earl Robinson (OF) to the Baltimore Orioles
- Dec 16 Sold Danny McDevitt (P) to the New York Yankees

1961

- Jan 31 Sold Joe Pignatano (P) to the Kansas City Athletics
- March 30 Acquired Howie Reed (P) and cash from the Kansas City Athletics for Ed Rakow (P)
- May 4 Acquired Dick Farrell (P) and Joe Koppe (SS) from the Philadelphia Phillies for Don Demeter (OF) and Charley Smith (3B)
- May 30 Acquired Daryl Spencer (SS) from the St. Louis Cardinals for Bob Lillis (SS) and Carl Warwick (OF)
- Dec 15 Acquired Lee Walls (OF) and cash from the New York Mets for Charlie Neal (2B)

1962

- March 24 Acquired Andy Carey (3B) from the Chicago White Sox for Ramon Conde (F) and Jim Koranda (1B)
- Oct 11 Sold Norm Sherry (C) to the New York Mets
- Oct 11 Sold Dick Smith (OF) to the New York Mets
- Nov 26 Acquired Bill Skowron (1B) from the New York Yankees for Stan Williams (P)
- Nov 30 Acquired Bob Miller (P) from the New York Mets for Tim Harkness (1B) and Larry Burright (2B)

1963

- Jan 24 Acquired Don Zimmer (3B) from the Cincinnati Reds for Scott Breeden (P)
- April 1 Sold Duke Snider (OF) to the New York Mets
- June 24 Sold Don Zimmer (3B) to the Washington Senators
- July 20 Acquired Marve Breeding (2B) from the Washington Senators for Ed Roebuck (P)
- Oct 14 Sold Mike Brumley (C) to the Washington Senators
- Dec 6 Sold Bill Skowron (1B) to the Washington Senators
- Dec 13 Acquired Jim Brewer (P) and Cuno Barragan (C) from the Chicago Cubs for Dick Scott (P)

1964

- April 9 Acquired Lou Johnson (OF) and cash from the Detroit Tigers for Larry Sherry (P)
- Sept 10 Sold Ken Rowe (P) to the Baltimore Orioles
- Oct 15 Sold Nick Willhite (P) to the Washington Senators
- Oct 15 Acquired Dick Smith (OF) from the New York Mets for Larry Miller (P)
- Nov 30 Sold Doug Camilli (C) to the Washington Senators
- Dec 4 Acquired Claude Osteen (P), John Kennedy (SS) and cash from the Washington Senators for Frank Howard (OF), Phil Ortega (P), Pete Richert (P) and Dick Nen (1B)

1965

- May 11 Acquired Nick Willhite (P) from the Washington Senators for cash
- May 16 Acquired Phil Regan (P) from the Detroit Tigers for Dick Traewski (SS)

1966


- May 10 Sold Johnny Podres (P) to the Detroit Tigers
- May 27 Acquired Dick Egan (P) from the California Angels for Howie Reed (P)
- Sept 10 Acquired Dick Schofield (SS) from the New York Yankees for Thad Tilottson (P) and cash
- Nov 29 Acquired Ron Hunt (2B) and Jim Hickman (OF) from the New York Mets for Tommy Davis (OF) and Derrell Griffith (F)
- Dec 1 Acquired Bob Bailey (3B-OF) and Gene Michael (SS) from the Pittsburgh Pirates for Maury Wills (SS)
- Dec 15 Acquired Bob Lee (P) from the California Angels for Nick Willhite (P)

1967

- April 3 Acquired Jack Cullen (P), John Miller (OF) and cash from the New York Yankees for John Kennedy (3B)
- May 10 Acquired Len Gabrielson (1B) from the California Angels for Johnny Werhas (F)
- May 31 Sold Bob Lee (P) to the Cincinnati Reds
- Nov 28 Acquired Mudcat Grant (P) and Zolo Versalles (SS) from the Minnesota Twins for John Roseboro (C), Ron Perranoski (P) and Bob Miller (P)
- Nov 30 Sold Gene Michael (SS) to the New York Yankees
- Nov 30 Acquired Paul Popovich (2B) from the Chicago Cubs for Lou Johnson (OF)

1968

- Feb 13 Acquired Tom Haller (C) and Frank Kasmata (P) from the San Francisco Giants for Ron Hunt (2B) and Nate Oliver (2B)
- March 26 Acquired Rocky Colavito (OF) from the Chicago White Sox for cash
- April 3 Acquired Hank Aguirre (P) from the Detroit Tigers for cash
- April 23 Acquired Ted Savage (OF) and Jim Ellis (P) from the Chicago Cubs for Jim Hickman (OF) and Phil Regan (P)



"Sweet" Lou Johnson

All-Time Los Angeles Dodger Trades

- Oct 21 Sold Bob Bailey (3B) to the Montreal Expos
 Oct 21 Acquired Pete Mikkelsen (P) from the St. Louis Cardinals for cash
 Dec 4 Acquired Andy Kosco (OF) from the New York Yankees for Mike Kekich (P)
 Dec 5 Acquired two minor leaguers from the Kansas City Royals for Jim Campanis (C)
- 1969**
 March 30 Acquired Jimmie Schaffer (C) from the Cincinnati Reds for Ted Savage (OF)
 April 17 Acquired Al McBean (P) from the San Diego Padres for Tommy Dean (SS) and Leon Everitt (P)
 June 11 Acquired Maury Wills (SS) and Manny Mota (OF) from the Montreal Expos for Ron Fairly (OF-1B) and Paul Popovich (IF)
 Aug 15 Acquired Jim Bunning (P) from the Pittsburgh Pirates for Ron Mitchell (OF), Chuck Coggin (P) and cash
 Sept 1 Acquired Jack Jenkins (P) from the Washington Senators for cash
- 1970**
 Sept 28 Sold Fred Norman (P) to the St. Louis Cardinals
 Oct 5 Acquired Richie Allen (1B) from the St. Louis Cardinals for Ted Sizemore (2B) and Bob Stinson (C)
 Dec 11 Acquired Duke Sims (C) from the Cleveland Indians for Alan Foster (P) and Ray Lamb (P)
- 1971**
 Feb 10 Acquired Al Downing (P) from the Milwaukee Brewers for Andy Kosco (OF)
 March 13 Sold Jeff Torborg (C) to the California Angels
 Oct 21 Acquired Larry Hise (OF) from the Philadelphia Phillies for Tom Hutton (1B)
 Oct 22 Acquired Paul Powell (OF) from the Minnesota Twins for Bobby Darwin (OF)
 Dec 2 Acquired Frank Robinson (OF) and Pete Richert (P) from the Baltimore Orioles for Doyle Alexander (P), Bob O'Brien (P), Sergio Robles (C) and Royle Stillman (1B)
 Dec 2 Acquired Tommy John (P) and Steve Huntz (IF) from the Chicago White Sox for Richie Allen (1B)
 Dec 2 Acquired Bernie Beckman (P) and cash from the Detroit Tigers for Tom Haller (C)
 Dec 17 Acquired Chris Canizzaro (C) from the Chicago Cubs for cash
- 1972**
 March 27 Sold Bill Sudakis (3B) to the New York Mets
 April 14 Acquired Dick Dietz (C) from the San Francisco Giants for cash
 Oct 26 Acquired Rudy Arroyo (P) and Greg Millken (P) from the St. Louis Cardinals for Larry Hise (OF)
 Nov 28 Acquired Andy Messersmith (P) and Ken McMullen (3B) from the California Angels for Frank Robinson (OF), Bill Singer (P), Mike Strahler (P), Billy Grabarkewitz (IF) and Bobby Valentine (OF)
- 1973**
 March 26 Acquired George Culver (P) from the Houston Astros for cash
 March 27 Sold Dick Dietz (C) to the Atlanta Braves
 April 24 Sold Tim Johnson (SS) to the Milwaukee Brewers
 Aug 10 Sold George Culver (P) to the Philadelphia Phillies
 Oct 27 Acquired Rick Auerbach (SS) from the Milwaukee Brewers for cash
 Dec 5 Acquired Mike Marshall (P) from the Montreal Expos for Willie Davis (OF)
 Dec 5 Acquired Tommie Agee (OF) from the St. Louis Cardinals for Pete Richert (P)
 Dec 6 Acquired Jimmy Wynn (OF) from the Houston Astros for Claude Osteen (P) and Dave Culpepper (P)
- 1974**
 April 3 Acquired Pedro Guerrero (IF) from the Cleveland Indians for Bruce Ellingsen (P)
 July 11 Acquired Gail Hopkins (1B) from the San Diego Padres for cash
- 1975**
 Jan 29 Sold Von Joshua (OF) to the San Francisco Giants
 May 2 Acquired Burt Hooton (P) from the Chicago Cubs for Geoff Zahn (P) and Eddie Solomon (P)
 July 15 Sold Jim Brewer (P) to the California Angels
 Nov 17 Acquired Dusty Baker (OF) and Ed Goodson (1B) from the Atlanta Braves for Jimmy Wynn (OF), Padorek (OF), Lee Lacy (OF) and Jerry Royster (P)
- 1976**
 March 2 Acquired Ted Sizemore (2B) from the St. Louis Cardinals for Willie Crawford (OF)
 March 31 Acquired Ellie Rodriguez (C) from the California Angels for Jesus Alvarez (OF) and cash
 June 15 Acquired Reggie Smith (OF) from the St. Louis Cardinals for Joe Ferguson (C), Bob Detherage (OF) and Fred Tisdale (P)
 June 23 Acquired Elias Sosa (P) and Lee Lacy (OF) from the Atlanta Braves for Mike Marshall (P)
 Dec 20 Acquired Johnny Oates (C) and Quincy Hill (P) from the Philadelphia Phillies for Ted Sizemore (IF)
- 1977**
 Jan 11 Acquired Rick Monday (OF) and Mike Garman (P) from the Chicago Cubs for Bill Buckner (1B), Ivan DeJesus (SS) and Jeff Albert (P)
 Feb 7 Acquired Hank Webb (P) and Dick Sanders (P) from the New York Mets for Rick Auerbach (SS)
 Sept 2 Sold John Hale (OF) to the Toronto Blue Jays
 Sept 2 Sold Henry Cruz (OF) to the Chicago White Sox
 Sept 8 Sold Kevin Pasley (C) to the Seattle Mariners
 Nov 23 Sold Dennis Lewallyn (P) to the Minnesota Twins
- 1978**
 Jan 31 Sold Elias Sosa (P) to the Pittsburgh Pirates
 May 17 Acquired Billy North (OF) from the Oakland Athletics for Glenn Burke (OF)
 May 20 Acquired Larry Landreth (P) and Gerald Hannahs (P) from the Montreal Expos for Mike Garman (P)
 July 1 Acquired Joe Ferguson (OF) and cash from the Houston Astros for Rafael Landestoy (SS) and Jeff Leonard
- 1979**
 Feb 15 Acquired Gary Thomasson (OF) from the New York Yankees for Brad Gulken (C)
 April 7 Acquired Jerry Reuss (P) from the Pittsburgh Pirates for Rick Rhoden (P)
 May 11 Sold Lance Rautzhan (P) to the Milwaukee Brewers
 May 11 Acquired Lerrin LaGrow (P) from the Chicago White Sox for cash
 Dec 3 Sold Von Joshua (OF) to the San Diego Padres
- 1980**
 July 11 Sold Charlie Hough (P) to the Texas Rangers
 Sept 13 Acquired Dennis Lewallyn (P) from the Texas Rangers for Pepe Frias (SS)
- 1981**
 March 30 Acquired Ken Landreux (OF) from the Minnesota Twins for Mickey Hatcher (OF) and Matt Reeves (P)
 Dec 9 Acquired Jorge Orta (OF), Larry White (P) and Jack Fimple (C) from the Cleveland Indians for Rick Sutcliffe (P) and Jack Perconte (2B)



Dusty Baker

Tom

All-Time Los Angeles Dodger Trades

1982

Jan 6 Acquired Paul Voigt (P) and Scotti Madison (C) from the Minnesota Twins for Bobby Castillo (P) and Bobby Mitchell (OF)
 Feb 8 Acquired Lance Hudson (2B) from the Oakland Athletics for Davey Lopes (2B)
 March 30 Acquired Bert Geiger (P) and Cecil Epsy (OF) from Chicago White Sox for Rudy Law (OF)
 April 28 Acquired Jose Morales (C) from the Baltimore Orioles for Leo Hernandez (3B)
 Oct 15 Sold Ted Power (P) to the Cincinnati Reds
 Dec 28 Acquired Pat Zachary (P) from the New York Mets for Jorge Orta (OF)

1983

Jan 20 Acquired Vance Lovelace (P) and Dan Cataline (OF) from the Chicago Cubs for Ron Cey (3B)
 March 28 Acquired Ivan Mesa (SS) from the Minnesota Twins for Tack Wilson (OF)
 March 29 Acquired Steve Walker (P), Jody Johnston (P) and cash from the New York Mets for Mark Bradley (OF)
 May 9 Acquired Rafael Landestoy (F) from the Cincinnati Reds for Brett Wise (P) and John Franco (P)
 Aug 19 Acquired Rick Honeycutt (P) from the Texas Rangers for Dave Stewart (P), Ricky Wright (P) and cash
 Dec 7 Acquired Joe Szeneley (C), Jose Torres (P) and John Serritella (P) from the Kansas City Royals for Joe Beckwith (P)
 Dec 8 Acquired Carlos Diaz (P) and Bob Ballor (F/OF) from the New York Mets for Sid Fernandez (P)

1985

Feb 4 Acquired Al Oliver (F) from the Philadelphia Phillies for Pay Zachry (P)
 July 9 Acquired Len Matuszek (F) from the Toronto Blue Jays for Al Oliver (F)
 July 10 Acquired Enos Cabell (F) from the Houston Astros for German Rivera (3B) and Rafael Montalvo (P)
 Aug 31 Acquired Bill Madlock (F) from the Pittsburgh Pirates for R.J. Reynolds (OF), Sid Bream (IB) and Cecil Epsy (F)
 Dec 11 Acquired Alex Trevino (C) from the San Francisco Giants for Candy Maldonado (OF)
 Dec 11 Acquired Ed Vande Berg (P) from the Seattle Mariners for Steve Yeager (C)

1986

Dec 10 Acquired Matt Young (P) from the Seattle Mariners for Dennis Powell (P) and Mike Watters (F)
 Dec 10 Acquired Tim Leary (P) and Tim Crews (P) from the Milwaukee Brewers for Greg Brock (IB)

1987

May 6 Acquired Orlando Mercado (C) and Brad Havens (P) from the Detroit Tigers for Balvino Galvez (P)
 May 22 Acquired John Shelby (OF) and Brad Havens (P) from the Baltimore Orioles for Tom Niedenfer (P)
 June 19 Acquired Phil Garner (F) from the Houston Astros for Jeff Edwards (P)
 June 23 Acquired Bill Krueger (P) from the Oakland As for Tim Lincecum (P)
 Aug 17 Acquired Glenn Hoffman (F) from the Boston Red Sox for Billy Bartels (P)
 Aug 29 Acquired Tim Belcher (P) from the Oakland As for Rick Honeycutt (P)
 Sept 21 Acquired Mike Sharperson (F) from the Toronto Blue Jays for Juan Guzman (P)
 Dec 11 Acquired Alfredo Griffin (F), Jay Howell (P), and Jesse Orosco (P) in a three-team deal with the Oakland As and the New York Mets for Bob Welch (P), Jack Savage (P) and Matt Young (P)

1988

April 1 Acquired John Gibbons (C) from the New York Mets for Craig Shipley (F)
 Aug 16 Acquired John Tudor (P) from the St. Louis Cardinals for Pedro Guerrero (OF)
 Aug 31 Acquired Ricky Horton (P) from the Chicago White Sox for Shawn Hillegas (P)
 Oct 3 Acquired Jim Neidlinger (P) from the Pittsburgh Pirates for Bill Krueger (P)
 Dec 4 Acquired Eddie Murray (IB) from the Baltimore Orioles for Juan Bell (F), Brian Holton (P), and Ken Howell (P)

1989

March 11 Acquired Mike Morgan (P) from the Baltimore Orioles for Mike Devereaux (OF)
 July 18 Acquired Kal Daniels (OF) and Lenny Harris (F) from the Cincinnati Reds for Mariano Duncan (F) and Tim Leary (P)
 July 18 Acquired Billy Bean (OF) from the Detroit Tigers for Domingo Michel (IB) and Steve Green (OF)
 Nov 9 Acquired Jeff Bittiger (P) from the Chicago White Sox for Tracy Woodson (F)
 Dec 20 Acquired Juan Samuel (F) from the New York Mets for Mike Marshall (OF) and Alejandro Peña (P)

1990

April 1 Acquired Terry Wells (P) from the Houston Astros for Franklin Stubbs (IB/OF)
 May 13 Acquired Stan Javier (OF) from the Oakland As for Willie Randolph (2B)
 Sept 13 Acquired Dennis Cook (P) from the Philadelphia Phillies for Darrin Fletcher (C)
 Oct 1 Acquired Mike Wilkins (P) from the Detroit Tigers for Mike Muñoz (P)
 Dec 14 Acquired Greg Smith (F) from the Chicago Cubs for Jose Vizcaino (F)
 Dec 15 Acquired Bob Ojeda (P) and Greg Hansel (P) from the New York Mets for Hubie Brooks (OF)
 Dec 20 Acquired Bert Heffernan (C) from the Milwaukee Brewers for Darren Holmes (P)
 Dec 29 Acquired David Lynch (P) and Steve Allen (P) from the Texas Rangers for Jim Poole (P)

1991

July 3 Acquired Mitch Webster (OF) from the Pittsburgh Pirates for Jose Gonzalez (OF)
 July 31 Acquired Roger McDowell (P) from the Philadelphia Phillies for Mike Hartley (P) and Braulio Castillo (OF)
 Sept 6 Acquired Steve Wilson (P) from the Chicago Cubs for Jeff Hartsock (P)
 Nov 27 Acquired Eric Davis (OF) and Kip Gross (P) from the Cincinnati Reds for Tim Belcher (P) and John Wetteland (P)
 Dec 11 Acquired Rudy Seanez (P) from the Cleveland Indians for Dennis Cook (P) and Mike Christopher (P)
 Dec 11 Acquired Todd Benzinger (F) from the Kansas City Royals for Chris Gwynn (OF) and Domingo Mota (F)

1992

June 27 Acquired Mike Sodders (P) from the Chicago Cubs for Kal Daniels (OF)
 July 2 Acquired Steve Searcy (P) and Julio Peguero (OF) from the Philadelphia Phillies for Stan Javier (OF)
 Nov 17 Acquired Jody Reed (F) from the Colorado Rockies for Rudy Seanez (P)
 Dec 24 Acquired Tim Wallach (F) from the Montreal Expos for Tim Barker (F)

1993

Sept 7 Acquired John DeSiva (P) from the Detroit Tigers for Eric Davis (OF)
 Nov 17 Acquired Delino DeShields (2B) from the Montreal Expos for Pedro Martinez (P)
 Dec 27 Acquired Ron Coomer (3B) from the Chicago White Sox for Isidro Marquez (P)

1994

March 28 Acquired Al Osuna (P) from the Houston Astros for James Daspit (P)
 June 16 Acquired Brian Barnes (P) from the Cleveland Indians for Eddie Lantigua (F)

1995

May 23 Acquired Joey Eischen (P) and Roberto Kelly (OF) from the Montreal Expos for Henry Rodriguez (OF) and Jeff Treadway (F)
 June 9 Acquired Kris Foster (P) from the Montreal Expos for Rafael Bournigal (F)
 June 19 Acquired Willie Banks (P) from the Chicago Cubs for Dax Winslett (P)
 July 31 Acquired Mark Guthrie (P) and Kevin Tapani (P) from the Minnesota Twins for Greg Hansel (P), Jose Parra (P) and Ron Coomer (F)
 Aug 18 Acquired Brett Butler (OF) from the New York Mets for Scott Hunter (OF) and Dwight Maness (OF)

All-Time Los Angeles Dodger Trades

Nov 29	Acquired Mike Blowers (3B) from the Seattle Mariners for Miguel Cairo (F) and Willie Oteñez (F)
Dec 15	Acquired Rick Cleland (P) from the Montreal Expos for Omar Daal (P)
Dec 17	Acquired Billy Brewer (P) from Kansas City for Jose Offerman (INF)
1996	
July 31	Acquired Chad Curtis (OF) from the Detroit Tigers for Joey Eischen (P) and John Cummings (P)
Aug 31	Acquired Dave Clark (OF) from the Pittsburgh Pirates for Carl South
Dec 9	Acquired Jeff Berblinger (F) from the Detroit Tigers for Delvi Cruz and Juan Herrera
1997	
Aug 9	Acquired Hal Garrett (P) from the Pittsburgh Pirates for Eddie Williams (F)
Aug 12	Acquired Otis Nixon (OF) from the Toronto Blue Jays for Bobby Cripps
Aug 18	Acquired Eric Young (F) from the Colorado Rockies for Pedro Astacio (P)
Aug 27	Acquired Darren Lewis (OF) from the Chicago White Sox for Chad Fonville (F)
1998	
May 15	Acquired Bobby Bonilla (F), Jim Eisenreich (OF), Charles Johnson (C), Gary Sheffield (OF), and Manuel Barrios (RHP) from the Florida Marlins for Mike Piazza (C), and Todd Zile (F)
June 4	Acquired Dave Mlicki (P) and Greg McMichael (P) from the New York Mets for Hideo Nomo (P) and Brad Clontz (P)
July 4	Acquired Jeff Shaw (P) from the Cincinnati Reds for Paul Konerko (F) and Dennis Reyes (P)
July 10	Acquired Brian Bohanon (P) from the New York Mets for Greg McMichael (P)
July 23	Acquired Wild Workman (P) from the Colorado Rockies for Jim Buske (P)
July 31	Acquired Mark Grudzielanek (F), Carlos Perez (P), and Hiram Bocachica (F) from the Montreal Expos for Wilton Guerrero (F), Ted Lilly (P), Peter Bergeron (OF) and Jonathon Tucker (F)
Oct 12	Acquired Scott Prouty (P) from the Seattle Mariners for Eric Weaver (P)
Nov 11	Acquired Mel Rojas (P) from the New York Mets for Bobby Bonilla (F)
Dec 1	Acquired Todd Hundley (C) and Arnold Gooch (P) from the New York Mets for Charles Johnson (C) and Roger Cedeño (OF)
1999	
Jan 12	Acquired Joe Suttton (C) from the Chicago White Sox for Darren Hall (P)
April 16	Acquired Robinson Checo (P), Apostol Garcia (P) and Rick Roberts from the Detroit Tigers for Dave Mlicki (P) and Mel Rojas (P)
May 19	Acquired Doug Bochtter (P) from the Toronto Blue Jays for cash
Nov 8	Acquired Shawn Green (OF) and Jorge Nuñez (F) from the Toronto Blue Jays for Raul Mondesi (OF) and Pedro Borbon (P)
Dec 12	Acquired Terry Adams (P), Chad Ricketts (P) and Brian Stephenson (P) from the Chicago Cubs for Ismael Valdes (P) and Eric Young (F)
2000	
April 1	Acquired Kenny Lutz from the Cincinnati Reds for Juan Castro (F)
June 13	Acquired Al Reyes (P) from the Baltimore Orioles for Alan Mills (P)
June 20	Acquired Jim Leyritz (C/OF) from the New York Yankees for Jose Vizcaino (F)
July 26	Acquired Ismael Valdez (P) from the Chicago Cubs for Jamie Arnold (P) and Jorge Piedra (F/OF)
July 31	Acquired Tom Goodwin (OF) from the Colorado Rockies for Todd Hollandsworth (OF), Randy Dorame (P) and Kevin Gibbs (OF)
Aug 6	Acquired Bruce Aven (OF) from the Pittsburgh Pirates for cash
2001	
Feb 25	Acquired Marquis Grissom (OF) and Ruddy Lugo (P) from the Milwaukee Brewers for Devon White (OF)
March 18	Acquired Gary Majewski (P), Andre Simpson (P), and Orlando Rodriguez (P) from the Chicago White Sox for Antonio Osuna (P) and Carlos Ortega (P)
March 28	Traded Mike Judd (P) to the Tampa Bay Devil Rays for a player to be named later
July 13	Acquired McKay Christensen (OF) from the Chicago White Sox for Wade Parrish (OF)
July 26	Acquired James Baldwin (P) and cash from the Chicago White Sox for Jeff Barry (OF), Gary Majewski (P) and Onan Masaoka (P)
July 31	Acquired Terry Mulholland (P) from the Pittsburgh Pirates for Adrian Burnside (P) and Mike Fetters (P)
July 31	Acquired Mike Trombley (P) from the Baltimore Orioles for Kris Foster (P) and Geronimo Gil (C)
Nov 9	Acquired Omar Daal (P) from the Philadelphia Phillies for Jesus Cordero (P) and Eric Junge (P)
Dec 13	Acquired Cesar Izuris (F) and Paul Quantrill (P) from the Toronto Blue Jays for Luke Prokopec (P) and Chad Ricketts (P)
Dec 21	Acquired Dave Roberts (OF) from the Cleveland Indians for Christian Brienbaugh (P) and Nial Hughes
2002	
Jan 15	Acquired Andrew Brown (P), Odalis Perez (P) and Brian Jordan (OF) from the Atlanta Braves for Gary Sheffield (OF)
March 23	Acquired Guillermo Mota (P) and Wilkin Ruan (OF) from the Montreal Expos for Matt Herges (P) and Jorge Nuñez (F)
July 22	Acquired Jobert Cabrera (F/OF) from the Cleveland Indians for Lance Caracoli (P)
July 23	Acquired Tyler Houston (F) and Brian Mallette (P) from the Milwaukee Brewers for Ben Diggins (P) and Shane Nance (P)
July 25	Acquired Tom Farmer (P) and Jason Frasor (P) from the Detroit Tigers for Hiram Bocachica (F/OF)
July 28	Acquired Paul Shuey (P) from the Cleveland Indians for Francisco Cruceña (P), Terry Mulholland (P) and Ricardo Rodriguez (P)
Dec 4	Acquired Todd Hundley (C) and Chad Hermansen (OF) from the Chicago Cubs for Mark Grudzielanek (F) and Eric Karros (1B)
Dec 16	Acquired Derek Thompson (P) from the Chicago Cubs for cash
2003	
Jan 25	Acquired Daryle Ward (OF) from the Houston Astros for Ruddy Lugo (P)
Jan 27	Acquired Jason Romano (F/OF) from the Colorado Rockies for Luke Allen (OF)
July 14	Acquired Jeremy Burnitz (OF) from the New York Mets for Jose S. Diaz (P), Victor Diaz (F) and Kole Strayhorn (P)
July 31	Acquired Robin Ventura (F) from the New York Yankees for Bubba Crosby (OF) and Scott Proctor (P)
Dec 13	Acquired Jeff Weaver (P), Yency Brazoban (P) and Brandon Weeden (P) from the New York Yankees for Kevin Brown (P) and cash
2004	
March 29	Acquired Jason Grabowski (OF) from the Oakland Athletics for cash
March 30	Acquired Jayson Werth (OF) from the Toronto Blue Jays for Jason Frasor (P)
April 1	Acquired Cody Ross (OF) from the Detroit Tigers for Steve Colyer (P) and cash considerations.
April 3	Acquired Aaron Looper (P) and Ryan Ketchner (P) from the Seattle Mariners for Jobert Cabrera (F)
April 3	Acquired Antonio Perez (F) from the Tampa Bay Devil Rays for Jason Romano (OF)
April 4	Acquired Milton Bradley (OF) from the Cleveland Indians for Franklin Gutierrez (OF) and Andrew Brown (P)
July 30	Acquired Brad Penny (P), Hee-Seop Choi (F) and Bill Murphy (P) from the Florida Marlins for Guillermo Mota (P), Paul Lu Duca (C) and Juan Encarnacion (OF)
July 31	Acquired Matt Merricks (P) from the Atlanta Braves for Tom Martin (P)
July 31	Acquired Brent Mayne (C) and Steve Finley (OF) from the Arizona Diamondbacks for Bill Murphy (P), Koyie Hill (C) and Reggie Abercrombie (OF)
July 31	Acquired Henri Stanley (OF) from the Boston Red Sox for Dave Roberts (OF)
Aug 19	Acquired Elmer Dessens (P) and cash from the Arizona Diamondbacks for Jereme Milons (OF)
2005	
Jan. 11	Acquired Dioner Navarro (C), William Juevez (P), Dan Muegge (P) and Beltran Perez (P) from Arizona for Shawn Green (OF) and cash
March 20	Acquired Jason Phillips (C) from the New York Mets for Kazuhisa Ishii (P)
March 30	Traded David Ross (C) to the Pittsburgh Pirates for cash considerations.
Aug 9	Acquired Jose Cruz Jr. (OF) from the Boston Red Sox for a player to be named later (Tony Schragger, F)
Dec 13	Acquired Andre Ethier (OF) from the Oakland Athletics for Milton Bradley (OF) and Antonio Perez (F)

All-Time Los Angeles Dodgers Trades

2006

- Jan 4 Acquired Jae Seo (P) and Tim Hamulack (P) from the New York Mets for Duane Sanchez (P) and Steve Schmolz (P)
- Jan 14 Acquired Danyls Baez (P) and Lance Carter (P) from the Tampa Bay Devil Rays for Edwin Jackson (P) and Chuck Tiffany (P)
- April 24 Acquired a player to be named later from Cincinnati (Ben Kozlowski) for Cody Ross (OF)
- June 27 Acquired Mark Hendrickson (P), Toby Hall (C) and cash considerations from the Tampa Bay Devil Rays for Jae Seo (P), Dioner Navarro (C) and a player to be named later (Justin Ruggiano)
- July 23 Acquired B.J. LaMura (P) from the Chicago White Sox for Sandy Alomar Jr. (C)
- July 25 Acquired Elmer Dessens (P) from the Kansas City Royals for Odalis Perez (P), Blake Johnson (P), Julio Pimentel (P) and cash considerations
- July 28 Acquired Wilson Betemit (F) from the Atlanta Braves for Danyls Baez (P), Willy Aybar (F) and cash considerations
- July 31 Acquired Greg Maddux (P) and cash considerations from the Chicago Cubs for Cesar Izturis (F)
- Acquired Julio Lugo (F) from the Tampa Bay Devil Rays for Joel Guzman (F/OF) and Sergio Pedrosa (OF)
- Aug. 31 Acquired Marion Anderson (F/OF) from the Washington Nationals with cash considerations for Jhonny Nunez (P)

2007

- March 26 Acquired Brady Clark (OF) and cash considerations from the Milwaukee Brewers for Elmer Dessens (P)
- March 29 Acquired Thomas Perez (F) from the Chicago Cubs for future considerations
- July 31 Acquired Scott Proctor (P) from the New York Yankees for Wilson Betemit (F)
- Aug 9 Acquired Mark Sweeney (F) from the San Francisco Giants for a player to be named later (Travis Denker, F) or cash

2008

- July 26 Acquired Casey Blake (F) and cash from the Cleveland Indians for Carlos Santana (C) and Jon Meloan (P)
- July 31 Acquired Manny Ramirez (OF) and cash considerations from the Boston Red Sox for Andy LaRoche (F) and Bryan Morris (P)
- Aug. 19 Acquired Greg Maddux (P) from the San Diego Padres for two players to be named later (Eduardo Perez (P) and Michael Watt (P))

2009

- July 30 Acquired George Sherrill (P) from the Baltimore Orioles in exchange for Steve Johnson (P) and Josh Bell (3B)
- Aug. 30 Acquired Ronnie Belliard (F) from the Washington Nationals in exchange for Luis Garcia (P) and a player to be named later (Victor Garate, P)
- Aug. 31 Acquired Jon Garland (P) from the Arizona Diamondbacks in exchange for cash considerations and a player to be named later (Tony Abreu, F)
- Aug. 31 Acquired Jim Thome (B) from the Chicago White Sox in exchange for Justin Fuller (F)

2010

- July 28 Acquired OF Scott Podsednik from the Kansas City Royals in exchange for Lucas May and Elsal Pimentel (P)
- July 31 Acquired Ted Lilly (P) and Ryan Theriot (F) from the Chicago Cubs for Blake DeWitt (F), Kyle Smit (P) and Brett Wallace (C), acquired Octavio Dotel from the Pittsburgh Pirates for James McDonald (P) and Andrew Lambo (OF)
- Sept. 18 Traded Octavio Dotel (P) to the Colorado Rockies for a player to be named later (Anthony Jackson)
- Nov. 30 Acquired Blake Hawksworth (P) from the St. Louis Cardinals for Ryan Theriot (F)

2011

- July 12 Acquired Juan Rivera (OF) from the Toronto Blue Jays in exchange for a player to be named later or cash considerations
- July 31 Acquired Alex Castellanos (OF) from the St. Louis Cardinals in exchange for Rafael Furcal (SS) and cash
- July 31 Acquired Tim Federowicz (C), Stephen Fife (P) and Juan Rodriguez (P) from the Boston Red Sox for Trayvon Robinson (OF)
- Dec. 8 Acquired Tyler Henson (OF) and Jarrett Martin (P) from the Baltimore Orioles for Dana Eveland (P)

2012

- July 24 Acquired Hanley Ramirez (SS) and Randy Choate (P) from the Miami Marlins in exchange for Nathan Eovaldi (P) and Scott McGough (P)
- July 30 Acquired Brandon League (P) from the Seattle Mariners in exchange for minor leaguers Leon Landry (OF) and Logan Bawcom (P)
- July 31 Acquired Shane Victorino (OF) from the Philadelphia Phillies in exchange for Josh Lindblom (P), Ethan Martin (P) and Stefan Jarin (F)
- Aug. 3 Acquired Joe Blanton (P) from the Philadelphia Phillies in exchange for a player to be named later (RHP Ryan OSullivan)
- Aug. 25 Acquired Adrian Gonzalez (B), Carl Crawford (OF), Josh Beckett (P), Nick Punto (F) and cash from the Boston Red Sox in exchange for James Loney (B), Allen Webster (P), Ivan De Jesus (F), Rubby De La Rosa (P) and Jerry Sands (OF)

2013

- April 6 Acquired Ramon Hernandez (C) from the Colorado Rockies in exchange for Aaron Harang (P) and cash considerations
- July 2 Acquired Carlos Marmol (P) and cash considerations from the Chicago Cubs in exchange for Matt Guerrier (P) and cash considerations
- July 6 Acquired Riky Nolasco (P) from the Miami Marlins in exchange for Josh Wall (P), Steven Ames (P) and Angel Sanchez (P)
- July 31 Acquired Drew Butera (C) from the Minnesota Twins in exchange for a player to be named later (LHP Miguel Sulbaran) or cash
- Aug. 31 Acquired Michael Young (F) and cash considerations from the Philadelphia Phillies in exchange for Rob Rasmussen (P)

2014

- April 6 Acquired Colt Hynes (P) from Cleveland in exchange for Duke von Schamann. (P)
- April 26 Acquired Darwin Barney (F) from the Chicago Cubs with cash considerations in exchange for a player to be named later (Jonathan Martinez, P)
- Aug. 7 Acquired Roberto Hernandez (P) from Philadelphia in exchange for two players to be named later (Victor Arano, P and Jesmuel Valentin, F) or cash considerations
- Aug. 9 Acquired Kevin Correia (P) from Minnesota in exchange for a player to be named later or cash considerations
- Nov. 17 Acquired Kyle Jensen (B) from Miami in exchange for Craig Stern (P)
- Nov. 20 Acquired Joel Peralta (P) and Adam Liberatore (P) from Tampa Bay for Jose Dominguez (P) and Greg Harris (P)
- Nov. 22 Acquired Mike Bolsinger (P) from Arizona in exchange for cash considerations
- Nov. 24 Acquired Juan Nicasio (P) from Colorado in exchange for Noel Cuevas (OF)
- Nov. 26 Traded Ryan Jackson (F) to Kansas City for cash considerations
- Dec. 2 Acquired Chris Heisey (OF) from Cincinnati in exchange for Matt Magill (P)
- Dec. 9 Traded Drew Butera (C) to the Angels for Matt Long (OF)
- Dec. 10 Acquired Austin Barnes (C), Chris Hatcher (P), Kike Hernandez (F) and Andrew Heaney from Miami for Dee Gordon (F), Dan Haren (P) and Miguel Rojas (F)
- Dec. 10 Acquired Howie Kendrick (F) from the Angeles in exchange for Andrew Heaney (P)
- Dec. 18 Acquired Yasmani Grandal (C), Joe Wieland (P) and Zach Eflin (P) from San Diego in exchange for Matt Kemp (OF) and Tim Federowicz (C)
- Dec. 18 Traded Jarrett Martin (P) to Milwaukee in exchange for Shawn Zarraga (C)
- Dec. 19 Acquired Jimmy Rollins (SS) from Philadelphia in exchange for Tom Windle (P) and Zach Eflin (P)

2015

- April 9 Acquired Ryan Webb (P), Brian Ward (C) and a 2016 competitive balance round B pick from Baltimore in exchange for Chris O'Brien (C) and Ben Rowen (P)
- May 23 Acquired Eric Surkamp (P) from the Chicago White Sox in exchange for Blake Smith (P)
- May 27 Acquired Alberto Calaspo (F), Juan Jaime (P), Eric Stults (P) and Ian Thomas (P) from Atlanta in exchange for Juan Uribe (3B) and Chris Withrow (P)



Brett Butler

All-Time Los Angeles Dodger Trades

July 30	Acquired Bronson Arroyo (P), Luis Avilan (P), Jim Johnson (P), Jose Peraza (F) and Alex Wood (P) from Atlanta and Mat Latos and Michael Morse (F/OF) from Miami in exchange for sending Zach Bird (P), Hector Olivera (F) and Paco Rodriguez (P) to Atlanta and Victor Araujo (P), Jeff Brigham (P) and Kevin Guzman (P) to Miami. Atlanta received a 2016 competitive balance round A pick from Miami
July 31	Acquired Jose Tabata and cash considerations from Pittsburgh in exchange for Michael Morse
Aug. 19	Acquired Chase Utley (F) and cash considerations from Philadelphia or Darnell Sweeney (OF/F) and John Richey (P)
Aug. 31	Acquired Justin Ruggiano (OF) from Seattle in exchange for a player to be named later or cash Acquired Chris Helsey (OF) from Toronto in exchange for a player to be named later or cash
Sept. 13	Acquired Jack Murphy (C) from Toronto in exchange for Darwin Barney (F)
Dec. 16	Acquired Micah Johnson (F), Frankie Montas (P) and Trayce Thompson (OF) from the Chicago White Sox for sending Brandon Dixon (F/OF), Jose Peraza (F) and Scott Schebler (OF) to Cincinnati. Cincinnati sent Todd Frazier (3B) to Chicago
Dec. 18	Acquired Tyler Olson (P) from Seattle in exchange for a player to be named later or cash
2016	
Jan. 12	Acquired Erick Mejia (F) from Seattle in exchange for Joe Wieland (P)
Jan. 12	Acquired Rob Segedin (F/OF) and a player to be named later or cash considerations from New York (AL) in exchange for Ronald Torreyes (INF) and Tyler Olsen (P)
April 10	Acquired James Ramsey (OF) and Zach Walters (F) from Cleveland in exchange for cash considerations
June 19	Acquired Chris Taylor (F) from Seattle in exchange for Zach Lee (P)
June 30	Acquired Bud Norris (P), Dian Toscano (OF), Alec Grosser (P) and cash considerations from Atlanta in exchange for Philip Pfeiffer (P) and Caleb Dirks (P)
Aug. 1	Acquired Josh Reddick (OF) and Rich Hill (P) from Oakland in exchange for Jharel Cotton (P), Grant Holmes (P) and Frankie Montas (P); acquired Jesse Chavez (P) and cash considerations from Toronto in exchange for Mike Bolsinger (P); acquired Josh Fields (P) from Houston in exchange for Yordan Alvarez (F)
Aug. 25	Acquired Carlos Ruiz (C) and cash considerations from Philadelphia in exchange for A.J. Ellis (C), Tommy Berglans (P) and a player to be named later or cash considerations
Nov. 7	Acquired Vidal Nuno (P) from Seattle in exchange for Carlos Ruiz (C)
Nov. 11	Acquired Darin Ruf (OF) and Darnell Sweeney (OF) from Philadelphia for Howie Kendrick (F/OF)
2017	
Jan. 13	Acquired future considerations from the Atlanta Braves for Micah Johnson (F)
Jan. 23	Acquired Logan Forsythe (2B) from Tampa Bay in exchange for Jose DeLeon (P)
Jan. 25	Acquired Brett Eibner (OF/F) from the Oakland Athletics in exchange for Jordan Tarsovich (3B)
Jan. 30	Acquired cash considerations from the Cleveland Indians for Carlos Fria (P)
Feb. 19	Acquired Ryan Moseley (P) from the Baltimore Orioles in exchange for Vidal Nuno (P)
March 1	Acquired Drew Jackson (F) and Aneuryis Zabala (P) from the Seattle Mariners in exchange for Chase DeJong (P)
April 10	Acquired Joe Gunkel (P) from the Baltimore Orioles for future considerations
May 28	Acquired future considerations from the Cincinnati Reds in exchange for Darnell Sweeney (OF/F)
June 2	Acquired Jason Wheeler (P) from the Minnesota Twins in exchange for cash considerations
July 2	Acquired international bonus pool money from the Baltimore Orioles in exchange for Jason Wheeler (P)
July 11	Acquired Todd Cunningham (OF) from the St. Louis Cardinals in exchange for cash considerations
July 22	Traded Sergio Romo (P) to the Tampa Bay Rays in exchange for future considerations
July 28	Acquired Luke Farrell (P) from the Kansas City Royals in exchange for cash considerations
July 31	Acquired Yu Darvish (P) from the Texas Rangers in exchange for Wille Cahoun (OF/F), Brendon Davis (F) and AJ Alexy (P)
July 31	Acquired Tony Watson (P) from the Pittsburgh Pirates in exchange for Onel Cruz (F) and Angel German (P)
July 31	Acquired Tony Cingrani (P) from the Cincinnati Reds in exchange for Scott Van Slyke (OF/B) and Hendrik Clementina (C/IB)
Aug. 15	Traded Chris Hatcher (P) to the Oakland Athletics for international bonus pool money
Aug. 18	Acquired Curtis Granderson (OF) and cash considerations from the New York Mets in exchange for Jacob Rhame (P)
Nov. 20	Traded Josh Ravin (P) to the Atlanta Braves in exchange for cash considerations
Dec. 16	Acquired Matt Kemp (OF) from the Atlanta Braves in exchange for Charlie Culberson (F), Adrian Gonzalez (B), Scott Kazmir (P) and Brandon McCarthy (P)
2018	
Jan. 2	Acquired Dylan Baker from the Milwaukee Brewers for cash considerations
Jan. 4	Acquired Scott Alexander (P) and Jake Peter (F) in exchange for Trevor Oaks (P) and Joakim Soria (P) in a three-team deal with the Royals and White Sox
March 31	Acquired Brevic Valera (F) from the St. Louis Cardinals in exchange for Johan Mises (OF)
April 2	Acquired Jesus Liranzo (P) from the Baltimore Orioles for Luis Ysla (P)
April 17	Acquired Ariel Hernandez (P) from the Cincinnati Reds in exchange for Ibandel Isabel (F) and Zach Neal (P)
April 18	Acquired cash considerations from the Arizona Diamondbacks in exchange for Tyler Pili (P)
April 23	Acquired Logan Salow (P) from the Oakland Athletics in exchange for Wilmer Font (P)
June 1	Acquired cash considerations from the Miami Marlins in exchange for Peter O'Brien (OF)
July 4	Acquired Dylan Floro (P), Zach Neal (P) and international bonus slot money from the Cincinnati Reds in exchange for James Marinaro (P) and Aneuryis Zabala (P)
July 18	Acquired Manny Machado (SS) from the Baltimore Orioles in exchange for Yusniel Diaz (OF), Brevic Valera (F), Rylan Bannon (F), Dean Kremer (P) and Zach Pop (P)
July 31	Acquired Brian Dozier (F) from the Minnesota Twins in exchange for Logan Forsythe (F), Devin Smeltzer (P) and Luke Raley (F/OF)
July 31	Acquired John Axford (P) from the Toronto Blue Jays in exchange for Corey Copping (P)
Aug. 31	Acquired David Freese (F) from the Pittsburgh Pirates in exchange for Jesus Valdez (F)
Aug. 31	Acquired Ryan Madson (P) from the Washington Nationals in exchange for Andrew Ister (P)
Nov. 1	Acquired Justin Yurchak (F) from the Chicago White Sox in exchange for Manny Banuelos (P)
Nov. 21	Acquired Drew Finley (P) and cash considerations from the New York Yankees in exchange for Tom Locastro (F)
Nov. 28	Acquired Adam McCreery (P) from the Atlanta Braves in exchange for cash considerations
Dec. 21	Acquired Homer Bailey (P), Jeter Downs (F) and Josiah Gray (P) from the Cincinnati Reds in exchange for Kyle Farmer (F/C), Matt Kemp (OF), Yasiel Puig (OF) and Alex Wood (P)
2019	
Jan. 8	Acquired Jaime Schultz (P) rom Tampa Bay for Caleb Sampen (P)
Jan. 11	Traded for Russell Martin (C) and cash from Toronto in exchange for Ronny Brito (F) and Andrew Sopko (P)
May 10	Traded Travis d'Arnaud (C) to Tampa Bay
May 10	The Chicago White Sox purchased Paulo Orlando (OF) from the Los Angeles Dodgers
July 3	Acquired Casey Sadler (P) from Tampa Bay for Nathan Witt (P)
July 12	Traded Adam McCreery (P) to the Los Angeles Angels
July 12	Traded Josh Thole (C) to the Los Angeles Angels
July 17	Traded Justin Grimm (P) to the Cincinnati Reds
July 25	Acquired Tyler White (F) from Houston for Andre Scrubbs (P)
July 29	Acquired Zac Rosscup (P) from the Seattle Mariners

All-Time Los Angeles Dodger Trades

July 29 Acquired Kristopher Negron (F) from the Seattle Mariners in exchange for Daniel Castro
 July 31 Traded Rocky Gale (C) to Tampa Bay
 July 31 Acquired Jedd Gyorko (IF), cash and international bonus slot money from St. Louis for Jeffery Abreu (P) and Tony Cingrani (P).
 July 31 Acquired Adam Kolarek (P) from Tampa Bay in exchange for Niko Hulsizer (OF).
 Aug. 9 Purchased Jose Lobaton (C) from the Seattle Mariners.

2020

Feb. 10 Traded Kenta Maeda (P) and Jair Camargo (C) and cash to Minnesota for Brusdar Graterol (P) and Luke Raley (OF)
 Feb. 10 Traded for Mookie Betts (OF) and David Price (P) from Boston for Alex Verdugo (OF), Connor Wong (C) and Jeter Downs (IF)
 Feb. 15 Traded Kyle Garlick (OF) to Philadelphia for Tyler Gilbert (P)
 Aug. 31 Traded Ross Stripling (P) to Toronto for Kendal Williams (P)
 Dec. 2 Traded for Corey Knebel (P) from Milwaukee for Leo Crawford (P)
 Dec. 29 Acquired Garrett Cleavinger (P) from Philadelphia and traded Dillon Paulson (IF) to Tampa Bay in three-team exchange

2021

Feb 12 Traded for Alex Vesia (P) and Kyle Hurt (P) from Miami for Dylan Floro (P)
 Feb 12 Traded for Sheldon Neuse (3B) and Gus Varland (P) from Oakland for Adam Kolarek (P) and Cody Thomas (OF)
 May 15 Traded for Yoshitomo Tsutsugo (IF) from Tampa Bay for a player to be named late or cash considerations
 June 17 Traded for Kelvin Bautista (P) from Texas for Dennis Santana (P)
 July 10 Traded Hugo Belfran (P) to Baltimore for cash
 July 21 Traded for Billy McKinney (OF) from New York for Carlos Rincon (P)
 July 29 Traded for Danny Duffy (P) and cash from Kansas City for player to be named later (Zach Willeman (P))
 July 30 Traded for Max Scherzer (P) and Trea Turner (SS) from Washington for Gerardo Carrlo (P), Josiah Gray (P), Donovan Casey (OF) and Keibert Ruiz (C)
 Aug 31 Traded for Andrew Vasquez (P) from Minnesota for Stevie Berman (C)
 Nov 22 Traded Billy McKinney (OF) and Zach Reks (OF) to Texas for cash considerations



Dodgers Triple Plays

Date	Opponent	Score	Inning	Positions
May 21, 1890	Cincinnati	W, 19-4	--	2B-1B
May 29, 1890	Chicago	W, 8-4	--	Ss-2B-1B-C
May 26, 1893	At Baltimore	L, 1-6	--	2B-C-3B-Ss
May 29, 1897	At Pittsburgh	L, 7-9	--	Cf-Ss
May 22, 1901	St. Louis	W, 5-4	2	Ss-1B-3B-C
July 16, 1906	At Cincinnati	L, 6-7	7	2B-Ss-1B-C
Sept. 3, 1908	At Philadelphia	L, 1-6	--	P-2B-1B
April 28, 1910	At Boston	W, 10-3	7	Rf-1B-3B-C-3B
Oct. 4, 1911	New York	L, 0-2	9	1B-2B-3B
June 3, 1912	Cincinnati	L, 4-7	8	Ss-C-3B-2B
Sept. 1, 1921	New York	W, 5-1	5	3B-Ss
June 14, 1926	St. Louis	W, 8-5	7	Ss-2B
May 18, 1929	At Philadelphia	W, 20-16	5	1B-Ss
May 25, 1929	Philadelphia	W, 5-3	8	Ss-1B-2B
Aug. 9, 1930	At St. Louis	L, 3-4	4	Rf-2B
May 13, 1932	At Cincinnati	W, 5-3	3	Ss-2B-1B
June 1, 1939	Chicago	W, 3-2 (14)	12	3B-2B-3B-C
Aug. 6, 1944	Boston	L, 7-8	7	2B-C-1B-Ss
April 26, 1949	Boston	W, 5-2	3	Lf-2B-1B
June 15, 1996	At Atlanta	W, 6-2	1	Ss-2B-1B
June 13, 1998	Colorado	L, 2-4	5	P-Ss-2B-3B
April 15, 2012	Padres	W, 5-4	9	C-3B-Ss-1B

This Date In Dodger History

January 1, 2008: The Dodgers enter their first-ever float in the Rose Parade, marking the beginning of a year-long celebration of the team's 50th anniversary in Los Angeles.

January 1, 2014: Vin Scully serves as the Grand Marshal of the Rose Parade.

January 5, 1982: Dodger announcer Vin Scully is elected to the Hall of Fame.

January 10, 1984: Don Drysdale is elected to the Hall of Fame.

January 17, 1958: The Dodgers complete arrangements to play home games in the Los Angeles Memorial Coliseum for the 1958 and 1959 seasons.

January 19, 1972: Sandy Koufax becomes the youngest member to be elected to the Hall of Fame at the age of 36.

January 23, 1962: Jackie Robinson is elected to the Hall of Fame just days shy of his 43rd birthday.

January 29, 1967: Former Dodger President and General Manager Branch Rickey is elected into the Hall of Fame.

January 29, 2004: Frank McCourt becomes the fourth owner of the Los Angeles Dodgers.

February 1, 1988: The Dodgers sign free agent outfielder Kirk Gibson.

March 1, 2009: The Dodgers play their first-ever game at Camelback Ranch-Glendale

March 2, 2005: Hall of Famer Jackie Robinson is honored posthumously by receiving the Congressional Gold Medal during ceremonies in the rotunda of the United States Capitol building in Washington, DC.

March 4, 1912: Groundbreaking ceremonies are held for the construction of Ebbets Field.

March 8, 1966: Casey Stengel is elected to the Hall of Fame.

March 11, 1953: Holman Stadium in Vero Beach is dedicated to Bud L. Holman. The Dodgers beat the Philadelphia Athletics, 4-2, in front of 5,532.

March 15, 1970: Peter O'Malley becomes president of the Dodgers, succeeding his father, Walter, who assumes the position of chairman of the board.

March 15, 2008: The Dodgers host the Padres at Wukesong Stadium in Beijing, in Major League Baseball's first-ever game on Chinese soil.

March 17, 2008: The Dodgers play their last Spring Training game at Holman Stadium in Vero Beach, FL. Vero Beach hosted the Dodgers during Spring Training for 60 years.

March 21, 1987: The Dodgers dedicate Campo Las Palmas in the Dominican Republic, a camp designed for young Latin players to help further the growth of baseball.

March 22, 2014: The Dodgers opened the 2014 season at the Sydney Cricket Ground in Sydney, Australia, with their first-ever regular-season games played outside of North America, defeating the Diamondbacks 3-1.

March 22, 2017: The United States wins its first World Baseball Classic, defeating Puerto Rico, 8-0, in the final held at Dodger Stadium in front of 51,565 fans.

March 28, 2018: Clayton Kershaw makes his eighth consecutive Opening Day start, a Dodger franchise record.

March 28, 2019: Dodgers clubbed a Major League record eight homers on Opening Day, and tied a franchise record for homers in a game (also, 5/22/2002 at MIL) and clubbed an MLB record eight homers on Opening Day, surpassing the 2018 Chicago White Sox (6) and the 1988 New York Mets (6) for most all-time in the opener.

March 29, 2008: A Guinness World Record 115,300 fans watch the Dodgers take on the Boston Red Sox in an exhibition at the Los Angeles Memorial Coliseum that raises more than \$2 million dollars for ThinkCurel, the team's official charity.

March 31, 2011: Don Mattingly picks up his first win as Dodger Manager as Los Angeles defeats San Francisco 2-1 on Opening Day at Dodger Stadium.

April 2, 1962: The California Angels and Los Angeles Dodgers play their first game ever against each other, as the Angels edge the Dodgers, 6-5 and begin the Freeway Series.

April 3, 2016: Rookie manager Dave Roberts wins his first Major League game as a Dodger, 15-0, over the San Diego Padres, the largest Opening Day victory in Dodgers' history.

April 3, 2006: A Dodger Stadium regular season-record crowd of 56,000 fans sees the Dodgers face the Braves on Opening Day.

April 5, 1913: Ebbets Field opens as 25,000 fans see the Brooklyn Dodgers, behind Nap Rucker, beat New York, 3-2, in an exhibition game. Casey Stengel hits the first home run in the new ballpark.

April 6, 2005: The Dodgers are recognized by Guinness World Records Book as having registered the "Highest Cumulative Attendance for a Baseball Franchise."

April 7, 1969: Bill Singer is credited with the first official save in baseball history.

April 8, 1994: Atlanta Braves' Kent Mercker no-hits the Dodgers, 6-0, becoming the fifth opposing pitcher to no-hit the Dodgers since they came to Los Angeles and is only the second no-hitter by an opponent at Dodger Stadium. Dodger rookie pitcher Chan Ho Park also makes his history Major League debut, pitching the ninth inning.

April 8, 2015: Adrian Gonzalez became the first player in Major League history to slug five home runs in his team's first three games of the season.

April 9, 1913: The Brooklyn Dodgers play their first regular-season game at Ebbets Field as Nap Rucker blanks Philadelphia, 1-0.

April 9, 1981: Fernando Valenzuela makes his first Major League start, substituting for Jerry Reuss, on Opening Day and blanks the Astros, 2-0.

April 10, 1962: Dodger Stadium opens with 52,564 fans in attendance to see the Dodgers and Reds, with Cincinnati winning, 6-3.

April 11, 2016: The Dodgers and the city of Los Angeles dedicate Vin Scully Avenue in honor of Hall of Famer Vin Scully, who completed his 67th and final season in the broadcast booth for the Dodgers in 2016.

April 11, 1947: Jackie Robinson becomes the first African-American player to sign a Major League contract as he does so with the Brooklyn Dodgers.

April 11, 1962: Jim Gilliam homers and Sandy Koufax goes the distance as the Dodgers beat the Reds, 6-2 in the club's first win at Dodger Stadium.

April 13, 1954: Future Hall of Famer Walter Alston makes his debut as a Dodger manager, the first of 23 consecutive seasons with the club.

April 13, 2012: Aaron Harang establishes a franchise record by striking out nine consecutive Padre hitters, breaking Johnny Podres' old mark. He finished the night with 13 Ks in 61 innings, tying his career high for strikeouts (Sept. 29, 2007) and became the first Dodger pitcher in the last 90 seasons to have 13 or more strikeouts in a game when pitching fewer than 70 innings.

April 13, 2009: In the club's home opener, Orlando Hudson becomes the second L.A. Dodger to hit for the cycle and the first since Wes Parker in 1970. The contest against the Giants was Hudson's first home game as a Dodger.

April 14, 1964: Sandy Koufax tosses a 4-0 shutout over the Cardinals in the only Opening Day start of his career.

April 15, 1947: Jackie Robinson plays his first Major League game, thus becoming the first African-American player to play in the Majors.

April 15, 2009: At 21 years and 27 days, left-hander Clayton Kershaw becomes the youngest pitcher in L.A. Dodger history to strike out at least 13 batters in game, when he fans 13 against the Giants.

April 15, 2017: A first-of-its-kind statue dedicated to Jackie Robinson is unveiled on the Reserve Level at Dodger Stadium, commemorating the 70th anniversary of his Major League debut.

April 16, 1983: Playing for the Padres at Dodger Stadium, former Dodger Steve Carvey appears in his 118th consecutive Major League game to set a NL record.

April 18, 1950: Vin Scully joins Red Barber and Connie Desmond in the broadcast booth.

April 18, 1958: Before a crowd of 78,672 at the Coliseum, the Dodgers play their first game in Los Angeles and defeat the San Francisco Giants, 6-5.

April 19, 1890: The Dodgers (a.k.a. Bridgeports) play their first National League game at Washington Park and lose to the Boston Braves, 15-9.

April 19, 1956: In the first Dodger game played at Roosevelt Stadium in New Jersey, Roy Campanella collects his 1,000th Major League hit.

April 21, 1890: The Dodgers win their first National League game with a 7-6 decision over the Braves.

April 21, 1967: After 737 games in Los Angeles, Dodger fans experience the first rainout since the club's move West.

April 22, 1958: The first night game in Los Angeles is played at the Coliseum as the Dodgers defeat the Chicago Cubs, 4-2.

April 23, 1958: Pee Wee Reese plays in his 2,000th game and Gil Hodges hits his 300th homer.

April 24, 1962: Sandy Koufax ties his own team record by striking out 18 Cubs in a 10-2 victory.



Ebbets Field

This Date in Dodger History

- April 25, 1976:** Rick Monday of the Cubs saves the American flag as he rescues it from two dissidents who try to burn it in the Dodger Stadium outfield. The following season, Monday begins an eight-year career with the Dodgers.
- April 27, 1891:** The Dodgers play their first home game at Eastern Park, the second of seven ballparks they would call home in franchise history.
- April 27, 1929:** Brooklyn Dodgers relief pitcher Clise Dudley becomes the first player to hit a home run on the first Major League pitch thrown to him.
- April 28, 1985:** Fernando Valenzuela sets a MLB record of 41 consecutive innings without allowing an earned run to start the season.
- April 29, 2017:** L.A. hits back-to-back-to-back home runs (Yasiel Puig, Cody Bellinger and Justin Turner) to tie the game in the ninth inning against the Phillies, the first time a big league team hit three consecutive home runs to tie the game since the Dodgers accomplished the same feat in 2006.
- April 30, 2014:** The Dodgers reached 10,000 wins with a 6-4 victory over the Twins.
- April 30, 2012:** Matt Kemp rips his 12th home run of the month, setting a new Dodger franchise record for homers in April
- April 30, 2011:** Andre Ethier goes 2-for-4 to set a Major League record for the longest all-time April hitting streak at 26 games, passing Joe Torre's old mark of 22 games set in 1971.
- May 1, 1920:** The Dodgers and the Boston Braves play 26 innings -- the longest in Major League history only to tie the Boston Braves, 1-1. Dodger pitcher Leon Cadore pitches all 26 innings, including 20 consecutive scoreless innings.
- May 2, 2012:** The new Dodger ownership group that includes Mark R. Walter as its controlling partner, as well as Erwin "Magic" Johnson, Peter Guber, Stan Kasten, Bobby Patton and Todd Boehly are introduced to the media and fans at a news conference at Dodger Stadium. On May 5 at Wrigley Field, the Dodgers 5-1 victory over the Cubs becomes the first win in the Guggenheim Baseball Management era.
- May 2, 2021:** AJ Pollock (8) and Matt Beaty (7) become the first Dodger teammates in franchise history to both drive in 7+ runs in the same game in a 16-4 win in Milwaukee
- May 3, 2017:** Vin Scully is inducted into the Dodgers' Ring of Honor, becoming the first non-uniformed member of the organization to be recognized with an official retirement ceremony
- May 4, 2018:** Walker Buehler, Tony Chingrari, Yimi Garcia and Adam Liberatore combine for a no-hitter against the San Diego Padres 4-0 in a game played on foreign soil in Monterrey, Mexico
- May 6, 2009:** The Dodgers establish a modern-day record by winning their 13th consecutive home game to start the season and also tie a Dodger Stadium record for the club's longest home winning streak in the ballpark's 47-year history.
- May 6, 2011:** Andre Ethier picks up three hits at New York-NL to extend his hitting streak to 30 games, the second-longest run in franchise history. He would go 0-for-4 the next day, bringing the streak, which started on April 2, to an end.
- May 7, 1959:** A Major League-record 93,103 fans salute Roy Campanella as the Dodgers and Yankees play an exhibition game in the Los Angeles Coliseum.
- May 7, 1970:** Wes Parker becomes the first L.A. Dodger to hit for the cycle in a game against the New York Mets.
- May 11, 1963:** Sandy Koufax pitches a no-hitter against the San Francisco Giants and the Dodgers win, 8-0.
- May 12, 1956:** In the first no-hitter to be nationally televised, Carl Erskine blanks the Giants, 3-0, and records his second no-hitter.
- May 13, 1958:** Charlie Neal's opposite-field home run becomes the first to clear the right field fence at the Coliseum
- May 13, 1991:** Mike Scioscia catches his 1,219th game as a Dodger to become the all-time leader in games caught in L.A. history.
- May 13, 2004:** After singing the National Anthem and God Bless America prior to the game against the Cubs, Jose Lima turned in the longest relief outing of his career, posting 5.2 scoreless innings.
- May 14, 1968:** Don Drysdale starts his 58 consecutive scoreless inning streak with a 1-0 shutout of the Cubs.
- May 17, 2008:** Chan Ho Park, Hong-Chih Kuo, and Takashi Saito are the first trio of pitchers from different Asian countries to pitch all nine innings of a big league game.
- May 20, 1972:** In the fastest game ever at Dodger Stadium (one hour, 30 minutes), Al Downing two-hits Houston, 3-0.
- May 21, 2006:** Hiroki Kuroda and Takshi Saito are the first Japanese starter and reliever to record the win and the save in the same big league game.
- May 23, 2002:** Shawn Green becomes the 14th player in Major League history to hit four home runs in a game as the Dodgers rout Milwaukee, 16-3. Green sets a Major League record with 19 total bases and ties a Major League mark scoring six runs. The club sets a new team record with eight home runs.
- May 24, 1973:** Willie Davis becomes the first Los Angeles Dodger to get six hits in a 16-inning game against the New York Mets.
- May 25, 2014:** Josh Beckett tosses his first career no-hitter against the Phillies at Citizens Bank Park and the 21st no-hitter in franchise history.
- May 26, 1971:** Maury Wills singles in the fifth inning vs. San Francisco for the 2,000th hit of his career.
- May 27, 1957:** The Dodgers and Giants are granted permission to move to the West Coast by National League club owners.
- May 28, 2001:** Paul Lo Duca ties a Dodger record by recording six hits against Colorado as they outlast the Rockies, 7-6, in 11 innings. Shawn Green has four hits, including the game-winner.
- May 30, 1962:** Maury Wills homers right-handed and left-handed in a game as the Dodgers sweep a doubleheader against the Mets.
- May 31, 1968:** Don Drysdale's consecutive scoreless streak continues when umpire Harry Wendelstedt rules Giants' Dick Dietz did not attempt to get out of the way of Drysdale's bases-loaded pitch (streak ends on June 8 at 58.2 innings pitched).
- June 1, 1955:** Duke Snider becomes the first Dodger to hit three homers in a game on two separate occasions when he does it for the second time at Ebbets Field against the Braves.
- June 3, 2016:** Corey Seager launches three solo home runs, becoming the first Dodger rookie to hit three in a game. Seager was the first rookie shortstop in MLB history to have a three-homer game and the sixth youngest player overall to accomplish the feat.
- June 3, 1958:** Voters elect to allow the Dodgers to purchase land in Chavez Ravine for the new stadium.
- June 3, 1983:** Second baseman Steve Sax and catcher Dave Sax become the first brothers to start in the same game for the Dodgers in a contest against the New York Mets.
- June 3, 1989:** The Dodgers play their longest game in team history, seven hours and 14 minutes, but lose to the Houston Astros, 5-4, in an L.A.-record 22 innings. The Dodger use a team-record nine pitchers, including infielder Jeff Hamilton.
- June 4, 1972:** Jackie Robinson (42), Roy Campanella (39) and Sandy Koufax (32) have their uniform numbers retired at Dodger Stadium.
- June 4, 1964:** Sandy Koufax throws his third no-hitter, the only one on the road, by fanning 12 Philadelphia batters and winning, 3-0.
- June 4, 1990:** Ramon Martinez strikes out 18 Atlanta batters in a 6-0 win over the Braves to tie the Dodger record of Sandy Koufax.
- June 5, 1977:** Walter Alston, Dodger manager for 23 years, has his number (24) retired.
- June 8, 1955:** Pitcher Tommy Lasorda is optioned to the Dodgers' Triple-A affiliate Montreal to make room on the club for Sandy Koufax.
- June 9, 1982:** Dodger broadcaster Vin Scully has his star placed on the Hollywood Walk of Fame.
- June 10, 1975:** Davey Lopes steals second base against Montreal to begin his MLB-record string of 38 consecutive stolen bases.
- June 12, 2005:** Hee-Seop Choi slugs three home runs vs. Minnesota, marking the 16th time in franchise history that a player has accomplished that feat and the



On June 4, 1972, (Left To Right) Hall Of Famers Jackie Robinson, Roy Campanella And Sandy Koufax Become The First Players To Have Their Uniform Numbers Retired By The Dodgers. Ceremonies Were Held During Oldtimers Day Festivities At Dodger Stadium.

This Date In Dodger History

first Major Leaguer of Asian descent to go deep three times in a game. He would hit three more homers over the next two games for a total of six in three games, becoming just the 12th player in Major League history to accomplish that feat.

June 13, 2014: Clayton Kershaw starts his 410 consecutive scoreless innings streak with a 4-3 victory over the Diamondbacks.

June 14, 1995: Hideo Nomo breaks a 41-year-old Dodger rookie record as he records 16 strikeouts in an 8-5 victory over the Pirates. The franchise mark was previously held by Karl Spooner, who had 15 in a 1954 game vs. the New York Giants.

June 15, 1938: A crowd of 38,748 at Ebbets Field watches the first night game in New York (Reds' Johnny Vander Meer no-hitter).

June 18, 1997: Hideo Nomo and Shigetoshi Hasegawa become the first Japanese players to appear in the same Major League game as the Dodgers and Angels square off in interleague play.

June 18, 2004: In their first-ever regular-season visit to Dodger Stadium, the Yankees fall to the Dodgers, 6-3, before the third-largest regular-season crowd in Dodger Stadium history (65,207).

June 18, 2014: Clayton Kershaw throws his first career no-hitter, becoming the 22nd Dodger to throw a no-hitter against the Colorado Rockies at Dodger Stadium. Struck out career-high 15 batters in an 8-0 victory and the 15 strike outs were the most ever for a Dodger in a no-hitter and the most by any pitcher in Major League history that did not allow a runner to reach base via hit, walk or hit by pitch.

June 19, 1938: The legendary Babe Ruth dons a Dodger uniform for the first time as a coach and takes batting practice with the team.

June 19, 1952: Carl Erskine pitches the first of his two no-hitters as he defeats Chicago, 5-0.

June 19, 1973: Willie Davis hits a home run for his 2,000th Major League hit against Atlanta.

June 20, 2016: Kenley Jansen sets the Dodger franchise save record with his 162nd career save in a 4-1 victory over the Washington Nationals.

June 20, 2008: The Dodgers receive a star on the Hollywood Walk of Fame. The star sits on Hollywood Boulevard, near Highland.

June 23, 1973: The Dodger infield of Steve Garvey, Davey Lopes, Bill Russell and Ron Cey begins its 8 1/2 years together as they start the second game of a doubleheader against the Reds.

June 24, 1947: Jackie Robinson steals home for the first of a Major League-record 19 times as a Dodger.

June 24, 1955: Sandy Koufax makes his Major League debut.

June 25, 1984: Bill Russell becomes the L.A. Dodger leader in games played with 1953. He went on to play in 2181 games.

June 25, 2017: Kenley Jansen records his 51st strikeout before walking his first batter in his 31st game of the season, a Major League record of strikeouts to start a season without issuing a walk.

June 27, 1980: Pitcher Jerry Reuss no-hits the San Francisco Giants, 8-0, at Candlestick Park.

June 28, 2008: The Dodgers beat the Angeles, 1-0, despite getting no-hit for the 19th time in franchise history.

June 29, 1990: Fernando Valenzuela becomes the first Dodger in 10 years to throw a no-hitter as he blanks the Cardinals, 6-0.

June 30, 1962: Sandy Koufax throws the first of his four no-hitters, and the first in Los Angeles, blanking the New York Mets, 5-0, at Dodger Stadium.

June 30, 2013: Yasiel Puig completes his historic first month in the Majors with a four-hit game to reach 44 hits in his first calendar month in the big leagues, establishing a Dodger rookie record and placing second all-time by a player in his first career month behind only Joe DiMaggio's 48 in May 1936. Puig and DiMaggio are the only players in MLB history with at least 40 hits and four home runs in their first calendar month in the Majors.

July 1, 1990: More than 80 former Dodgers converge on Dodger Stadium to participate in the Equitable Oldtimers Game and celebrate the team's 100th Anniversary.

July 1, 2014: Clayton Kershaw's 410 consecutive scoreless innings streak ends with a 2-1 victory over the Padres. Tied for the fifth longest streak with Luis Tiant, who did it in 1968, during the expansion era.

July 2, 1958: A crowd of 66,485 pushes the Dodgers over the one million mark for the first time in the West as they draw 1016,285 in just 35 games.

July 2, 2002: Eric Gagné reaches the 30-save mark faster than any other pitcher as he preserves a 4-0 victory over the Arizona Diamondbacks.

July 3, 1974: Mike Marshall extends his Major League record by appearing in his 13th consecutive game and saves his 11th in a 4-1 win over the Reds.

July 3, 2004: Eric Gagné converts his 84th consecutive save opportunity, setting the Major League record before finally having the streak snapped two days later.

July 3, 2007: Takashi Saito recorded his 47th save in his first 50 big league save opportunities, becoming the first Major League pitcher to accomplish the feat.

July 4, 1959: Manny Williams becomes the Dodger shortstop when he is called up from the minors to replace Don Zimmer, who had injured his foot.

July 4, 1980: Don Sutton sets a Dodger record by pitching his 52nd career shutout, 4-0, over the Giants.

July 5, 1991: In a 4-1 loss to the Braves, Dodger catcher Gary Carter collects his 2,000th career hit.

July 6, 1912: The cornerstone for Ebbets Field is set.

July 6, 1942: Leo Durocher becomes the first Dodger to manage in the All-Star Game.

July 6, 1955: Sandy Koufax makes his first Major League start.

July 6, 1980: Duke Snider has his uniform No. 4 retired in pregame ceremonies.

July 8, 1949: History is made as Don Newcombe, an African-American pitcher, faces Hank Thompson, an African-American batter from the Giants.

July 8, 1980: The 51st All-Star Game takes place at Dodger Stadium before 56,088 fans and Jerry Reuss gets the win in a 4-2 National League victory.

July 8, 2005: Jeff Kent registers his 2,000th career hit, a single off Roger Clemens, becoming the 66th player in Major League history to combine 300 home runs with 2,000 hits.

July 9, 1996: Mike Piazza is named MVP of the All-Star Game in Philadelphia. Before family and friends, Piazza drives in two runs with a 445-foot home run and a double. He is the first Dodger to win MVP honors since Steve Garvey in 1978.

July 10, 2021: Dodgers match their franchise record with 8 HRs in a 22-1 victory over the Arizona Diamondbacks. That 21-run margin sets a new Los Angeles Dodger record for largest margin of victory in a game.

July 11, 1978: With a pair of hits and two RBI in the All-Star Game, Steve Garvey is named the MVP for the second time in four years.

July 13, 1954: Manager Walter Alton manages in his first of a record nine All-Star Game appearances.

July 14, 1995: Ramon Martinez tosses a no-hitter, blanking the Marlins, 7-0. Martinez strikes out eight and faces one batter over the minimum.

July 15, 2017: Rookie Cody Bellinger hits for the third cycle in Los Angeles Dodger history, joining Wes Parker (1970) and Orlando Hudson (2009).

July 15, 2017: Alex Wood becomes the first Dodger to go 14 consecutive starts without a loss to begin a season since Rick Rhoden (19) in 1976.

July 17, 1976: Hall of Famer Walter Alton wins his 2,000th game as a manager as the Dodgers edge the Chicago Cubs, 5-4.

July 18, 1978: Don Sutton picks up his 200th career win as he bests the Pirates, 7-2.

July 20, 1970: Bill Singer, recently recovered from hepatitis, throws the only Dodger no-hitter in the '70s, as he blanks the Phillies, 5-0, at Dodger Stadium.

July 21, 1956: Hall of Famer Pee Wee Reese gets his 2,000th career hit.

July 21, 2002: Dave Hansen breaks Manny Mota's club career pinch-hitting mark with his 107th off the bench against the San Francisco Giants.

July 23, 1962: Jackie Robinson is inducted into the Baseball Hall of Fame.

July 23, 1974: As a write-in candidate, Steve Garvey makes the NL All-Star squad and is named MVP as he gets two hits and drives in a run.

July 23, 2020: At 22 years, 321 days, Dustin May became the youngest Dodger pitcher to make an Opening Day start since Fernando Valenzuela in 1983. He joined Valenzuela, Hal Gregg and Henry Schmidt as the only Dodger rookies to make an Opening Day start and first since Valenzuela in 1981.

July 25, 2014: Yasiel Puig ripped three triples against the Giants, becoming the first Dodger to accomplish this feat since Jimmy Sheekard, who did so on Opening Day in 1901.

July 26, 1985: Pedro Guerrero reaches base safely for the 14th consecutive at-bat vs. Cubs to set a Dodger record, two shy of Ted Williams' Major League mark.

July 26, 1998: Longtime Dodger pitcher Don Sutton and Dodger broadcaster Jaime Jarrin are inducted into the Hall of Fame.

July 26, 2007: Brad Penny defeats the Rockies at Coors Field, running his record to 13-0 on the year and making him the first starting pitcher in Los Angeles Dodger history to win 13 of his first 14 decisions.

July 28, 1991: Pitcher Dennis Martinez of the Montreal Expos becomes the first opponent in Dodger Stadium history and only the second hurler in stadium history to toss a perfect game as he sets down 27 straight Dodgers before a crowd of 45,560.

July 29, 1996: Tommy Lasorda announces his retirement as Dodger manager.

July 31, 1974: Ron Cey drives in a then-L.A. Dodger-record eight runs, including two three-run homers in a 15-4 win over the Padres.

This Date in Dodger History

- July 31, 1984:** The Dodgers play host to the 1984 Olympic Summer Games baseball competition. Teams from eight countries participate in the demonstration tournament with Japan defeating the USA in the finals.
- July 31, 2008:** The Dodgers acquire future Manny Ramirez in a trade-deadline deal. Ramirez would put together two of the best months in Dodger history, hitting .396 with 17 home runs, 53 RBI and a .743 slugging percentage
- August 1, 1890:** "Oyster" Burns becomes the first Dodger to hit for the cycle in a 20-1 win over Pittsburgh.
- August 1, 2019:** Clayton Kershaw passed Sandy Koufax with the 2,397th strikeout of his career to become the Dodgers' all-time strikeout leader as a left-handed pitcher.
- August 2, 1981:** Jackie Robinson becomes the first baseball player ever depicted on a United States postage stamp.
- August 2, 2019:** Cody Bellinger became the fastest Dodger (401 games) to reach 100 home runs on against the Padres. He surpassed Mike Piazza, who accomplished the feat in 422 games.
- August 3, 1962:** Don Drysdale wins his 20th game with an 8-3 victory over Chicago, making it the earliest date for a National League pitcher since 1918.
- August 5, 1979:** Don Sutton becomes the Dodgers' all-time strikeout leader with his 2,487th career strikeout in an 8-1 win over the San Francisco Giants.
- August 5, 2013:** The Dodgers beat the Cardinals, 3-2, for their franchise-record 15th consecutive road victory. The streak, which ran from June 25-Aug. 5, tied for the fourth-longest single-season road winning streak in MLB history.
- August 5, 1969:** Pittsburgh's Willie Stargell hits what is considered the longest home run at Dodger Stadium, a blast of 506 feet and six inches over the Right Field Pavilion.
- August 6, 2007:** By winning 43 of 50 games, the Dodgers post the best 50-game stretch in the Major Leagues since 1912.
- August 7, 1972:** Sandy Koufax is inducted into Baseball's Hall of Fame.
- August 7, 1979:** Manny Mota ties Smokey Burgess' all-time pinch-hit record of 144 hits with a single against the Houston Astros.
- August 8, 2003:** Eric Gagné sets a Major League record by converting his 39th consecutive save to start a season.
- August 9, 1975:** Davey Lopes steals his 32nd consecutive base against the New York Mets, breaking Max Carey's Major League mark.
- August 11, 1951:** The first game of a doubleheader with the Braves is the first Major League contest to be broadcast in color.
- August 13, 1982:** Against San Francisco, Steve Sax steals his 41st base to break Rudy Law's Dodger record for stolen bases by a rookie.
- August 14, 1998:** Don Sutton's uniform number 20 is retired against the Atlanta Braves at Dodger Stadium. He becomes the 10th player or manager in franchise history to receive this honor.
- August 15, 2006:** The Dodgers defeat the Florida Marlins for their 17th victory in 18 games, marking the first time they accomplished that feat since May/June 1899 when the team was still known as the Brooklyn Superbas.
- August 17, 1992:** Kevin Gross records the only no-hitter of the MLB season and the first one of his career blanking the Giants, 2-0.
- August 18, 2001:** Against the New York Mets, Shawn Green drives in his 100th RBI, becoming the first L.A. Dodger left-handed hitter to reach the century mark in RBI.
- August 18, 2013:** The Dodgers cap off a stretch of 42 wins in 50 games with a 5-0 shutout win over Philadelphia.
- August 20, 2020:** Clayton Kershaw passed Don Drysdale for second on the Dodgers all-time strikeout list
- August 22, 2016:** The Dodgers hit seven homers, including four in one inning in an 18-9 victory over the Cincinnati Reds
- August 23, 1958:** Gil Hodges cracks his 14th career grand slam and the first in Los Angeles Dodger history
- August 23, 1989:** In a 22-inning marathon the Dodgers defeat the Expos, 1-0, on Rick Dempsey's homer in the top of the 22nd. It was the Dodgers' second 22-inning game of the season. Dodger broadcaster Ross Porter sets a mark by calling all 22 innings on his own.
- August 24, 1974:** Davey Lopes steals an L.A. Dodger-record five bases against the St. Louis Cardinals. It gave him a Major League-record 38 consecutive stolen bases, though he was later caught stealing to end the streak.
- August 25, 2012:** The Dodgers acquire Adrian Gonzalez, Josh Beckett, Carl Crawford and Nick Punto from the Red Sox in arguably the biggest trade in franchise history. In his first game, Gonzalez belts a three-run homer at Dodger Stadium in his very first at-bat.
- August 25, 2012:** Andre Ethier breaks Ron Cey's 35-year-old Los Angeles Dodger franchise record with 10 consecutive hits from Aug. 22-25 and tied the franchise record set by Brooklyn Robin Edward Konetchy on June 28-July 1, 1919
- August 26, 1939:** With Hall of Famer Red Barber broadcasting at Ebbets Field, the Dodgers play the Reds in the first baseball game ever to be televised.
- August 27, 2016:** Corey Seager hits his 23rd homer of the season, breaking Glenn Wright's 86-year-old record for home runs by a Dodger shortstop.
- August 27, 1988:** Tommy Lasorda gets his 1,000th victory as a Dodger skipper when the Dodgers defeat the Philadelphia Phillies, 4-2.
- August 28, 1945:** Dodger President Branch Rickey tells Jackie Robinson that he has been chosen as the first African-American to play in the Major Leagues.
- August 28, 2002:** Eric Gagné sets a new single-season franchise record for saves with his 45th of the year.
- August 29, 2006:** For the first time in franchise history, the Dodgers start and end a game with a home run, as Rafael Furcal leads off the contest with a homer vs. Cincinnati and Ramon Martinez's 16th-inning walk-off homer ends the game.
- August 30, 2019:** Clayton Kershaw passes Sandy Koufax for victories in franchise history with his 166th career victory.
- August 31, 1950:** Gil Hodges hits a club-record four home runs and also gets a single against the Boston Braves.
- August 31, 1959:** Sandy Koufax ties a Major League record as he strikes out 18 Giants
- September 1, 1890:** The Dodgers and Pittsburgh play in the first-ever Major League tripleheader and the Dodgers win all three games.
- September 2, 1979:** Manny Mota gets his 145th career pinch-hit, breaking Smokey Burgess' all-time record.
- September 2, 2003:** Eric Gagné sets a Major League record by recording his 55th consecutive save
- September 3, 1975:** Steve Garvey starts his Dodger-record consecutive games playing streak in a game at Cincinnati.
- September 4, 1966:** The Dodgers become the first team in the history of baseball to draw two million fans both at home and on the road in the same season as they beat the Reds, 8-6, in Cincinnati.
- September 6, 1981:** With his seventh shutout, Fernando Valenzuela ties an NL record for shutouts in a rookie season
- September 7, 2016:** For the first time in franchise history, the Dodgers have a rookie starter record the win in four consecutive games (Jose De Leon, Kentavious Maeda, Ross Stripling and Brook Stewart).
- September 7, 2001:** Shawn Green puts himself in the record books as he belts two home runs against the St. Louis Cardinals to become the Dodgers all-time single-season leader with 44. He goes on to hit 49 that season to set the club record.
- September 7, 2004:** Robin Ventura hits a pinch-hit grand slam homer, the 18th grand slam of his career to move him into third place on the all-time Major League list.
- September 8, 2004:** One day after Robin Ventura cracked a pinch-hit grand slam, Olmedo Saenz did the same thing, marking the first time in Major League history that a team had pinch-hit grand slams in back-to-back games.
- September 9, 1965:** Sandy Koufax pitches a perfect game and his fourth no-hitter with a 1-0 win over the Chicago Cubs at Dodger Stadium. There is only one hit in the game (by Lou Johnson), a Major League record.
- September 11, 1947:** At age 21, Ralph Branca becomes the youngest Dodger 20-game winner as he defeats the Cardinals, 4-3.
- September 12, 1947:** The *Sporting News* names Jackie Robinson Rookie of the Year.
- September 12, 2000:** Dave Hansen hits his Major League-record seventh pinch-hit home run of the season off Arizona's Curt Schilling and breaks Johnny Frederick's 1932 mark of six.
- September 13, 1925:** Dazzy Vance throws a no-hitter against the Phillies only five days after one-hitting them.
- September 14, 1993:** Mike Piazza hits his 29th and 30th homers, setting a new Major League rookie record for catchers
- September 15, 1978:** The Dodgers become the first team to record over three million in attendance, as they draw 47188 for a Don Sutton shutout against Atlanta to put them at 3,011,368 for the season.
- September 15, 2009:** Andre Ethier hits a two-run walk-off homer off Pittsburgh's Phil Dumatrait in the 13th inning to tie a Major League record with four walk-off home runs in a season.
- September 15, 2015:** The Dodgers were involved in a record-setting game against the Rockies, where MLB records were set for most combined players (58) and most combined pitchers (24) in a game. Los Angeles set a franchise record by using 11 pitchers and 28 total players (tied record, also: Sept. 13, 1982 vs. Padres) in

This Date In Dodger History

the 5-4 loss in 16 innings.

September 16, 1957: In a historic move, the Los Angeles City Council agrees to a contract with the Dodgers in which the city will sell them 300 acres in Chavez Ravine.

September 17, 1996: Hideo Nomo throws his first no-hitter as he blanks the Colorado Rockies, 9-0, at Coors Field. It is the 20th no-hitter in franchise history.

September 17, 2010: Don Mattingly is announced as the ninth manager in Los Angeles Dodger history, effective at the end of the season. Mattingly also becomes the 27th skipper in franchise history.

September 18, 2006: Trailing 9-5 against San Diego in the bottom of the 9th inning, the Dodgers tie a Major League record with four consecutive homers by Jeff Kent, J.D. Drew, Russell Martin and Marlon Anderson, marking just the 4th time in history the feat had been accomplished. The four homers in an inning equaled the franchise record.

After falling behind 10-9 in the 10th inning, Nomar Garciaparra hits a walk-off, two-run homer in the bottom of the frame, the team's 7th home run of the game to tie their Dodger Stadium record.

September 19, 2013: The Dodgers clinch their 12th NL West championship, their earliest clinching date since moving to L.A.

September 20, 1961: The Dodgers defeat the Cubs, 3-2, in the last game played at the Coliseum, as Sandy Koufax fans 15 and Norm Sherry hits the last home run there.

September 20, 1993: Dave Hansen sets a new Dodger single-season record with his 18th pinch-hit of the year against Cincinnati.

September 20, 2018: Matt Kemp's 20th homer of the season sets an NL record as the Dodgers boast seven players with at least 20 or more homers on the year.

September 22, 1957: Duke Snider hits the final Dodger home run at Ebbets Field.

September 22, 2017: Cody Bellinger hits his 39th home run of the year, setting the National League rookie home run record.

September 22, 2018: Yasmani Grandal's homer at Dodger Stadium against the Padres sets a new club record for team home runs in single season at 222, breaking the record for the second consecutive season. L.A. finishes the year with a National League-leading 235 home runs.

September 22, 2019: The Dodgers set a new single-season attendance record, drawing 3,974,309 (49,066 average) in 81 home games.

September 23, 1962: Maury Wills steals his 97th base to break Ty Cobb's Major League record.

September 23, 2008: Manny Ramirez's two-run double in the first inning makes him just the second player (Carlos Beltran, 2004) in Major League history to record 50 RBI in both leagues in the same season.

September 24, 1929: Johnny Frederik belts his Major League rookie-record 52nd double in an 8-6 loss to the Phillies. It still remains a Dodger record.

September 24, 1957: The Dodgers play their last game ever at Ebbets Field as Danny McDevitt shuts out the Pirates, 2-0.

September 25, 2016: Hall of Fame broadcaster Vin Scully calls his final game at Dodger Stadium, a dramatic 10th inning walk-off homer by Charlie Culberson to clinch the 2016 National League West title for a franchise record setting fourth consecutive season.

September 24, 2009: Matt Kemp becomes the first Dodger in franchise history with at least 25 homers, 100 RBI and 30 stolen bases in a season.

September 25, 1965: Sandy Koufax breaks Bob Feller's Major League record of 348 strikeouts for the season and goes on to post a 2-0 shutout over St. Louis.

September 25, 1997: Mike Piazza collects three hits against Colorado to give him 195, breaking the Major League record for most hits in a season by a player whose normal position is catcher.

September 25, 2008: The Dodgers clinch their 10th division title when an afternoon loss by Arizona gives them the NL West championship. Los Angeles reaches the playoffs for the third time in five seasons, the fourth time they have done that in L.A. Dodger history.

September 25, 2019: Kenley Jansen recorded his 300th career save on Sept. 25 against the Padres. He became the 30th pitcher in MLB history to record 300 saves and is one of six pitchers in MLB history with 300 saves with the same team, joining Mariano Rivera (Yankees, 652), Trevor Hoffman (Padres, 552), Dennis Eckersley (A's, 320), Troy Percival (Angels, 316) and Jeff Montgomery (Royals, 304).

September 27, 2004: Adrian Beltre hits a grand slam off Colorado's Shawn Estes to tie Mike Schmidt for the most home runs in a single season by a third baseman in Major League history (48).

September 27, 2013: Clayton Kershaw tosses 60 scoreless innings against Colorado to wrap up his third consecutive MLB ERA title (183).

September 28, 1962: Maury Wills steals his 104th base of the season, after breaking Ty Cobb's big league record (96) on Sept. 23

September 28, 1963: Tommy Davis gets two hits and finishes with a .326 batting average and becomes the youngest player (24) to win two consecutive National League batting crowns.

September 28, 1988: Orel Hershiser pitches his 59th consecutive scoreless inning, as he throws 10 shutout innings against the San Diego Padres, and breaks Don Drysdale's 1968 Major League mark of 58 consecutive scoreless innings.

September 28, 2006: At Coors Field in Denver, rookie James Loney hits two home runs and has an L.A. Dodger record-setting nine RBI, which ties Gil Hodges for the franchise single-game record.

September 28, 2011: Matt Kemp slugs his 39th and final home run of the season in the club's final game, becoming the first Dodger ever to lead the NL in home runs, RBI (126) and runs scored (115).

September 29, 1976: Tommy Lasorda is named to succeed Walter Alton as manager of the Dodgers.

September 29, 2000: Gary Sheffield ties Duke Snider's club record of 43 home runs in a season with a home run in San Diego.

September 29, 2006: Takashi Saito registers his 23rd save of the season to set the franchise rookie record. The next day, he notches No. 24 to extend the mark for saves by a rookie to 24.

September 29, 2015: The Dodgers defeat San Francisco, 8-0, behind Clayton Kershaw's one-hitter, claiming its third consecutive and 14th overall NL West title, marking the first time in franchise history that the team reached the postseason in three straight seasons.

September 29, 2019: The Dodgers win their franchise record 106 game of the season, boasting the best record in the NL and winning their seventh straight title. The Dodgers won the Division by a 21 games, which is the largest margin in franchise history and the largest margin in the National League West.

September 30, 1956: The Dodgers defeat Pittsburgh, 8-6, for the NL title as Don Newcombe wins his 27th game of the season.

September 30, 1984: Against San Francisco, Bill Russell plays in his 2,000th game as a Dodger.

September 30, 2007: The Dodgers set a single-season franchise record for paid attendance with 3,857,036.

October 1, 1974: The Dodgers clinch the National League West title with an 8-5 win over Houston. Don Sutton wins his 19th game, Mike Marshall appears in a record 106th game and the Dodgers reach 100 wins for the second time in Los Angeles.

October 1, 1990: Right-hander Ramon Martinez becomes the youngest Dodger to win 20 games since Ralph Branca in 1947 as he defeats the Padres, 2-1. In the

Los Angeles Clinching Dates

Year	Date	Opponent	Game No.
2020	Sept. 23	Oakland	56**
2019	Sept. 10	at Baltimore	146
2018	Oct. 1	Colorado	163
2017	Sept. 22	San Francisco	154
2016	Sept. 25	Colorado	156
2015	Sept. 29	at San Francisco	157
2014	Sept. 24	San Francisco	159
2013	Sept. 19	at Arizona	153
2009	Oct. 3	Colorado	161
2008	Sept. 25	San Diego	159
2006	Sept. 30	at San Francisco	161+
2004	Oct. 2	San Francisco	161
1996	Sept. 27	San Diego	160+
1995	Sept. 30	at San Diego	143*
1988	Sept. 26	at San Diego	157
1985	Oct. 2	at Atlanta	158
1983	Sept. 30	San Francisco	160
1981	Won first half of split-season		
1978	Sept. 23	San Diego	155
1977	Sept. 20	at San Francisco	151
1974	Oct. 1	at Houston	161
1966	Oct. 2	at Philadelphia	162
1965	Oct. 2	Milwaukee	161
1963	Sept. 24	New York Mets	158
1959	Sept. 29	Milwaukee	156
+ NL Wild Card * 144-game season			
**60-game season			

This Date in Dodger History

process he completes his 12th game and finishes as the Major League leader.

October 1, 1993: Mike Piazza sets a new Dodger rookie record for RBI as he drives in his 107th run of the year against San Francisco breaking the mark of 106 held by Del Bisenette since 1928.

October 1, 2017: The Dodgers finish with a 104-58 regular season record, the best in the NL since 1974 and the best in Los Angeles history.

October 1, 2018: The Dodgers clinch their sixth consecutive NL West title, needing a 5-2 victory over the Rockies in Game 163 to secure the crown

October 2, 1953: In a classic pitcher's duel, Carl Erskine strikes out 14 Yankees, including Mickey Mantle four times, setting a then-World Series single-game record as the Brooklyn Dodgers defeat New York, 3-2, in Game 3 of the World Series.

October 2, 1955: Duke Snider becomes the first Major Leaguer to have four homers in a World Series when he belts two in Game 5, helping the Dodgers to a 5-3 victory over the Yankees.

October 2, 1963: Dodger pitcher Sandy Koufax goes the distance in Game 1 of the World Series, limiting the Yankees to six hits and striking out 15 for a then-World Series single-game record as Los Angeles defeats New York, 5-2.

October 2, 1965: Sandy Koufax strikes out 15 Milwaukee Braves on two days rest to bring his season total to 382. It is his 26th win, as the Dodgers clinch the National League flag.

October 2, 1966: Sandy Koufax gets his 27th win at Philadelphia to give the Dodgers back-to-back pennants.

October 2, 1977: With Dusty Baker's 30th homer on the final day of the season against Houston at Dodger Stadium, the Dodgers set an ML record by having four players on the same team to hit 30 or more home runs in a season. Ron Cey, Reggie Smith and Steve Garvey are the others.

October 2, 1985: The Dodgers clinch the NL West as the Dodgers beat Atlanta, 9-3, and Cincinnati loses in San Diego.

October 2, 2004: Steve Finley's walk-off grand slam clinches the NL West for the Dodgers, erasing a 3-0 deficit in the bottom of the ninth inning against the Giants. It was the Dodgers' 10th grand slam of the year, marking a new franchise single-season record.

October 3, 1916: The Dodgers clinch their first-ever World Series appearance as they beat the Giants, 9-6, for the NL pennant.

October 3, 1947: Cookie Lavagetto breaks up Yankee starting pitcher Bill Bevens' no-hitter in the ninth inning with a two-out, two-run double helping the Dodgers steal Game 4 of the World Series from New York, 3-2.

October 3, 1951: Bobby Thomson's dramatic game-winning home run gives the New York Giants a 5-4 victory over the Dodgers in the deciding playoff game for the National League pennant.

October 3, 1962: Maury Wills steals three bases against the Giants to give him a then-Major League single-season record 104.

October 3, 1999: Mark Grudzielanek finishes the season with a .326 average, the highest by a National League shortstop since Hall of Famer Arky Vaughan batted .335 for the 1936 Pittsburgh Pirates.

October 3, 2009: The Dodgers clinch their 11th NL West title with a 5-0 win over Colorado, capturing consecutive division crowns for the first time since 1977-78.

October 3, 2021: Dodgers defeat the Brewers 10-3 in season finale to extend their home win streak to a Los Angeles Dodger record 15 games. The win – their 106th of the season – also ties the franchise record for most wins in a single season.

October 4, 1915: First baseman Jake Daubert is named the National League Most Valuable Player.

October 4, 1953: Johnny Podres shuts out the New York Yankees, 2-0, in Game 7 of the World Series giving the Dodgers their first-ever World Championship. Sandy Amoros makes a spectacular game-saving catch in the sixth inning, turning a Yogi Berra line drive into a double play.

October 4, 1959: The Dodgers beat the Chicago White Sox, 3-1, in the first World Series game ever played in Los Angeles before the first of three straight 90,000-plus crowds at the Coliseum.

October 4, 2008: With a 31 victory over the Chicago Cubs in Game 3 of the NLDS, the Dodgers win their first postseason series in 20 years.

October 4, 2015: Clayton Kershaw strikes out seven against the Padres to record 301 strikeouts in his final start of the season, becoming the first MLB pitcher to reach 300 strikeouts since 2002 and ranking the fourth highest single-season total in franchise history.

October 4, 2018: LA wins Game 4 of the NLDS against the Atlanta Braves to advance to the NLCS for the third straight year, a franchise record.

October 5, 2001: In the longest nine-inning game in Major League history, four hours and 27 minutes, the Dodgers outlast the Giants, 11-0. Barry Bonds belts his record-breaking 71st home run off Chan Ho Park.

October 6, 1920: Eurliegh Grimes tosses the first World Series shutout by a Dodger, blanking the Cleveland Indians, 3-0.

October 6, 1959: The largest World Series crowd ever, 92,706 attends Game 5 at the Los Angeles Coliseum.

October 6, 1963: The Dodgers complete a four-game sweep over the New York Yankees to win the World Series title.

October 6, 2021: Chris Taylor hits a walk-off 2-run HR in the bottom of the 9th to defeat the St. Louis Cardinals in the National League Wild Card game

October 7, 2016: Dave Roberts and Washington Nationals' Manager Dusty Baker become the first African-American managers to face each other in MLB postseason history.

October 7, 1978: Bill Russell's 10th inning single scores Ron Cey as the Dodgers clinch their second straight NL pennant with a 4-3 victory over the Phillies in Game 4 of the NLCS.

October 7, 2013: Juan Uribe's dramatic two-run, eighth inning home run gives the Dodgers a 4-3 come-from-behind win over Atlanta to clinch the NLDS. Juan Uribe became the second player in Dodger history to hit a behind-to-ahead home run in the seventh inning or later of a postseason game.

October 8, 1957: Dodger President Walter O'Malley announces the club's westward move to Los Angeles.

October 8, 1959: Larry Sherry pitches five scoreless innings in relief as the Dodgers win their first World Championship in Los Angeles with a 9-3 win over Chicago.

October 8, 2009: Pinch-hitter Mark Loretta hits a walk-off bases-loaded single to give the Dodgers a 3-2 win over St. Louis in Game 2 of the NLDS for the fourth game-ending hit in Los Angeles Dodger postseason history.

October 9, 1988: Mike Scioscia ties Game 4 of the NL Championship Series with a two-run homer in the ninth inning. Kirk Gibson later wins the game on a 12th-inning homer, 5-4.

October 9, 2004: Facing a 2-0 deficit in the NL Division Series, Jose Lima pitches a complete-game, five-hit shutout at Dodger Stadium, marking the only complete game of the entire 2004 postseason in Major League Baseball.

October 10, 1920: In Game 5 of the World Series against the Indians, Cleveland second baseman Billy Wambgsnass converts what is still the only unassisted triple play in the World Series.

October 11, 1978: In a classic World Series confrontation, rookie Bob Welch strikes out Yankee slugger Reggie Jackson with two outs in the bottom of the ninth inning to give the Dodgers a 4-3 victory in Game 4.

October 12, 1988: Orel Hershiser continues his masterful season as he shuts out the New York Mets, 6-0, and gives the Dodgers the National League pennant before 55,693 fans at Dodger Stadium.

October 14, 1965: The Dodgers win their third World Championship in seven seasons as they best the Minnesota Twins, 2-0, in Game 7. Sandy Koufax tosses his second shutout of the series and "Sweet" Lou Johnson homers in the fourth inning.

October 15, 1988: Kirk Gibson belts a dramatic two-out ninth-inning, pinch-hit, two-run homer to give the Dodgers a 5-4 victory over Oakland in Game 1 of the World Series.

October 15, 2017: On the anniversary of Kirk Gibson's legendary home run, Justin Turner hits a three-run walk-off home run in Game 2 of the NLCS

October 19, 2016: Julio Urias becomes the youngest starting pitcher in MLB postseason history at 20 years, 68 days when he takes the mound for Game 4 of the NLCS against the Cubs.

October 19, 1981: Rick Monday's ninth-inning homer propels the Dodgers to a 2-1 victory in the fifth and decisive game of the NLCS in Montreal.

October 19, 2017: Los Angeles earns its first World Series berth in 29 years as they defeat the Chicago Cubs in Game 5 of the NLCS, led by Kiké Hernández's three home runs and seven RBI. Chris Taylor and Justin Turner are named Co-MVPs of the NLCS, combining for four homers and 10 RBI.

October 20, 1988: The Dodgers defeat the Oakland As, 5-2, in Game 5 of the World Series for their sixth World Championship.


October 20, 2018: The Dodgers win Game 7 of the NLCS over the Brewers, 5-1, clinching the National League Pennant for the second straight season.

October 21, 2021: Chris Taylor hits 3 home runs in an 11-2 victory over the Atlanta Braves to avoid elimination in Game 6 of the National League Division Series.

With those 3 home runs, he becomes the first player in MLB postseason history with a three-homer game in a potential elimination game

This Date In Dodger History

- October 23, 1945:** Dodger President Branch Rickey announces that the Dodgers have signed Jackie Robinson to their Triple-A Montreal club.
- October 24, 2017:** With his seventh career playoff victory in Game 1 of the World Series, Clayton Kershaw becomes the winningest pitcher in Dodger postseason history. His 11 strikeouts also tie Don Newcombe (1949, Game 1 vs. NYY) for the most strikeouts in a World Series game without a walk.
- October 26, 1950:** Walter O'Malley becomes the new president and chief stockholder of the Dodgers
- October 26, 2018:** The Dodgers win Game 3 of the World Series over the Boston Red Sox, 3-2, in 18 innings on Max Muncy's walk-off home run. The game lasts seven hours and 20 minutes to become the longest World Series game of all-time by both time and innings
- October 26, 2020:** Clayton Kershaw became the all-time strikeout leader in postseason history, passing Justin Verlander (201) in Game 5 of the World Series against the Tampa Bay Rays
- October 27, 2020:** Los Angeles wins their seventh World Championship in franchise history, defeating Tampa Bay four games to two at Globe Life Field in Arlington, Texas
- October 27, 2020:** Corey Seager joins Orel Hershiser (1988) as the only players in franchise history to be named NLCS and World Series MVP in the same season
- October 28, 1981:** Pedro Guerrero hits a homer and drives in five runs as the Dodgers defeat the Yankees, 9-2, and win their fifth World Series Championship, the first under Manager Tommy Lasorda.
- October 28, 2017:** Alex Wood's 5.2 hitless innings in game 4 of the World Series marks the longest no-hit bid in World Series history by a Dodger, passing Sandy Koufax's 4.2 hitless innings in Game 1 of the 1963 World Series. The Dodgers go on to win, 6-2
- October 29, 2017:** Andre Ethier passes Bill Russell for most postseason games played in as a Dodger, appearing in 51 games.
- November 1, 1942:** Branch Rickey is named the General Manager of the Dodgers.
- November 1, 1951:** Roy Campanella wins the first of his three National League MVPs
- November 1, 2017:** Brandon Morrow became the just the second pitcher to appear in all seven World Series games, joining Darold Knowles (1973).
- November 5, 2007:** Joe Torre becomes the 8th Manager in Los Angeles Dodger history and the 26th in franchise history
- November 7, 1974:** Mike Marshall becomes the first relief pitcher to win the Cy Young Award.
- November 10, 1988:** Orel Hershiser is unanimously named as the recipient of the National League Cy Young Award.
- November 12, 2014:** Clayton Kershaw unanimously wins his second consecutive and third career NL Cy Young Award, becoming the 14th unanimous winner of the award and the first-ever to win the honor three times before the age of 27.
- November 13, 2014:** A day after receiving his third Cy Young Award, Clayton Kershaw is named NL Most Valuable Player, becoming just the fourth Dodger pitcher to win the award and the fourth NL pitcher to be selected as MVP in the Cy Young era (since 1956).
- November 13, 2003:** Eric Gagné captures the NL Cy Young Award, becoming just the ninth reliever in Major League history to take home the award.
- November 13, 2013:** Clayton Kershaw wins his second Cy Young Award, becoming just the second Dodger with multiple Cy Young Awards (Koufax).
- November 13, 2017:** Cody Bellinger was unanimously named the NL Rookie of the Year, becoming the 18th Dodger to win the award.
- November 14, 2019:** Cody Bellinger wins the NL MVP Award, becoming the third Dodger in franchise history to win the Rookie of the Year and MVP, joining Jackie Robinson and Don Newcombe.
- November 15, 2016:** Corey Seager unanimously wins the NL Rookie of the Year, becoming the 17th Dodger to win the award
- November 15, 2005:** The Dodgers name Ned Colletti the 10th General Manager in Los Angeles Dodger history.
- November 17, 2011:** Clayton Kershaw wins the National League Cy Young Award with 27 out of 32 possible first-place votes, becoming the second-youngest Dodger to win the award at 23 behind only a 20-year-old Fernando Valenzuela in 1981.
- November 18, 1966:** Sandy Koufax retires.
- November 21, 1956:** Don Newcombe becomes the first National Leaguer to win MVP and Cy Young awards in the same season.
- November 23, 2015:** Dave Roberts is named the 10th manager in Los Angeles Dodger history and the 28th in franchise history. Roberts becomes the Dodger's first-ever minority manager.
- November 24, 1953:** Walter Alston is named Dodger manager. Alston goes on to manage 23 seasons for the Dodgers, winning four World Championships.
- December 8, 1955:** Roy Campanella wins his third National League MVP Award.

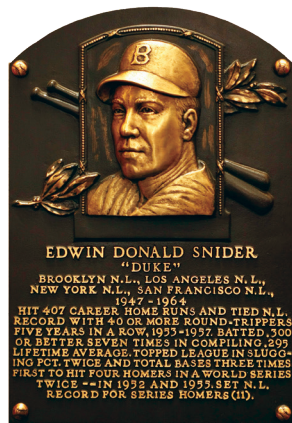
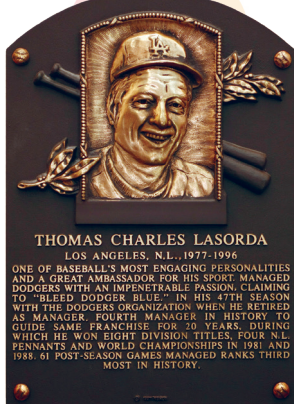
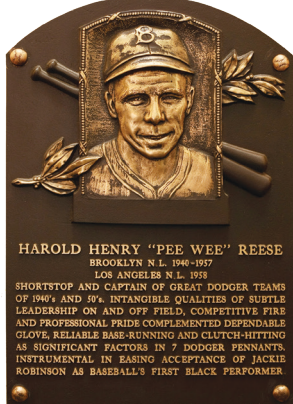


Dodger Hall Of Famers

Players	Years W/Dodgers	Inducted	Players	Years W/Dodgers	Inducted
Bancroft, Dave	1928-29	1971	Manush, Heinie	1937-38	1964
Brouthers, Dan	1892-93	1945	Maranville, Rabbit	1926	1954
Bunning, Jim	1969	1996	Marichal, Juan	1975	1983
Campanella, Roy	1948-57	1969	Marquard, Rube	1915-20	1971
Carey, Max*	1926-29	1961	Martinez, Pedro	1993	2015
Carter, Gary	1991	2003	McCarthy, Thomas	1896	1946
Cuyler, Kiki	1938	1968	McGinnity, Joe	1900	1946
Drysdale, Don	1956-69	1984	Medwick, Joe	1940-43, 46	1968
Durocher, Leo*	1938-41, 43, 45	1994	Murray, Eddie	1989-91, 97	2003
Grimes, Burleigh*	1918-26	1964	Piazza, Mike	1992-98	2016
Henderson, Rickey	2003	2009	Reese, Pee Wee	1940-42, 46-58	1984
Herman, Billy**	1941-43, 46	1975	Robinson, Frank	1972	1982
Hodges, Gil	1943-61	202	Robinson, Jackie	1947-56	1962
Hoyt, Waite	1932, 37-38	1969	Snider, Duke	1947-62	1980
Jennings, Hughie	1899-1900, 03	1945	Stengel, Casey*	1912-17	1966
Keeler, Wee Willie	1893,	1939	Sutton, Don	1966-80, 88	1998
	1899-1902	1971	Vance, Dazzy	1922-32, 35	1955
	1899-1901	1973	Vaughan, Arky	1942-43, 47-48	1985
Kelley, Joe	1932	1973	Waner, Lloyd	1944	1967
Kelly, George	1955-66	1972	Waner, Paul	1941, 43-44	1952
Koufax, Sandy	1939	1991	Ward, John M.*	1909-26	1959
Lazzeri, Tony	1936	1976	Wheat, Zack	1971-72	1985
Lindstrom, Fred	1931	1986	Wilhelm, Hoyt	1951-54, 1956	2008
Lombardi, Ernie	1928, 30-35	1977	Williams, Dick	1932-34	1979
Lopez, Al	2006, '08	2014	Wilson, Hack		
Maddux, Greg					
*Was Also A Dodger Manager	**Was Also A Dodger Coach				
Managers/Coaches/Scouts					
Alston, Walter	1954-76	1983	Murray, Eddie	2006-07	2003
Hanlon, Ned	1899-1905	1996	Robinson, Wilbert**	1914-31	1945
Lasorda, Tommy	1977-96	1997	Ruth, Babe	1938	1936
Lyons, Ted	1954	1955	Sisler, George	1943, 46-50	1939
			Torre, Joe	2008-2010	2014
Executives					
Maophaill, Larry	1938-42	1978	Broadcasters		
O'malley, Walter	1944-79	2008	Barber, Red	1939-53	1978
Rickey, Branch	1942-50	1967	Harwell, Ernie	1948-49	1981
			Jarrin, Jaime	1959-Present	1998
			Scully, Vin	1950-2016	1982


**Also Served As Club President From 1925-29

Hall Of Fame List As Of Feb. 22, 2021



Photos: Milo Stewart Jr./National Baseball Hall Of Fame And Museum

Dodger Retired Numbers



PEE WEE REESE

IF 1

Uniform Number Retired July 1, 1984

Harold Pee Wee Reese played 16 seasons at shortstop for the Brooklyn and Los Angeles Dodgers (1940-42, 1946-58) and was a member of seven Brooklyn pennant-winning teams, including the World Championship club of 1955. A 10-time National League All-Star, Reese appeared in more games at shortstop (2,014) than any player in franchise history and is also the Dodgers' all-time leader in runs scored (1,338) and walks (1,210). His leadership qualities were recognized by Manager Walter Alston, who appointed "The Little Colonel" as team captain. Reese was inducted into the National Baseball Hall of Fame in 1984.

	AVG.	G	AB	R	H	2B	3B	HR	RBI	BB	SO	SB	CS	E
Dodger Totals - 16 Years	.269	2166	8058	1338	2170	330	80	126	885	1210	890	232	45	407
Major League Totals - 16 Years	.269	2166	8058	1338	2170	330	80	126	885	1210	890	232	45	407



TOMMY LASORDA

MGR 2

Uniform Number Retired August 15, 1997

Tommy Lasorda had a tough act to follow when he succeeded future Hall of Famer Walter Alston as Dodger manager with four games left in the 1976 season. But like Alston, Lasorda went on to enjoy a lengthy and highly successful tenure at the helm. Piloting the Dodgers until the 1996 campaign, he racked up 1,599 victories to rank 13th on the all-time Major League managerial list, winning two World Series titles (1981 and 1988), four NL pennants and eight division titles. Prior to joining the big league staff as a coach in 1973, he had a successful eight-year stint as a minor league manager, helping the development of several future Dodger stars. The former Brooklyn Dodger pitcher was inducted into the National Baseball Hall of Fame in 1997.

	G	W	L	PCT.
Dodger Totals - 21 years	3050	1599	1439	.526
Major League Totals - 21 years	3050	1599	1439	.526
Minor League Totals - 8 years	825	478	367	.565



DUKE SNIDER

OF 4

Uniform Number Retired July 6, 1980

The Duke of Flatbush was among the game's most feared hitters during his 16 seasons with the Brooklyn and Los Angeles Dodgers (1947-62), playing on a pair of World Championship teams (1955 and 1959) and in six World Series overall. The eight-time All-Star center fielder ranks as the franchise's career leader in home runs (389) and runs batted in (1,271) and during the 1950s he topped all Major Leaguers with 326 homers and 1,031 RBI. He slugged four home runs in both the 1952 and 1955 World Series and he holds the Brooklyn Dodger single-season mark of 43 homers, which led the National League in 1956. His 136 RBI in 1955 topped the NL. Snider was inducted into the National Baseball Hall of Fame in 1980.

	AVG.	G	AB	R	H	2B	3B	HR	RBI	BB	SO	SB	CS	E
Dodger Totals - 16 years	.300	1923	6640	1199	1995	343	82	389	1271	893	1123	99	49	63
Major League Totals - 18 years	.295	2143	7161	1259	2116	358	85	407	1333	971	1237	99	50	66

Dodger Retired Numbers



JIM GILLIAM

OF/IF

19

Uniform Number Retired October 10, 1978

Junior Gilliam played his entire 14-year Major League career (1953-66) in a Dodger uniform, both in Brooklyn and Los Angeles, contributing to four World Championship clubs (1955, 1959, 1963 and 1965) and seven pennant winners overall. He appeared in 1,956 games to rank fifth on the franchise's all-time games played list, seeing action at second base, third base and in the outfield. In 1953, he was selected as the National League Rookie of the Year. Following his playing career, the two-time All-Star served as a Dodger coach until his untimely death at the age of 49 prior to the start of the 1978 World Series, at which time his number was retired and the Dodgers wore a commemorative patch on their sleeve in his honor.

	AVG.	G	AB	R	H	2B	3B	HR	RBI	BB	SO	SB	CS	E
Dodger Totals- 14 years	.265	1956	719	1163	1889	304	71	65	558	1036	416	203	111	204
Major League Totals- 14 years	.265	1956	719	1163	1889	304	71	65	558	1036	416	203	111	204



DON SUTTON


RHP

20

Uniform Number Retired August 14, 1998

The durable right-hander spent 16 of his 23 Major League seasons with the Dodgers and more than made his mark in team history, ranking as the franchise's all-time leader in wins (233), games started (533), innings pitched (3,816), strikeouts (2,696) and shutouts (52). A four-time All-Star, he pitched in three World Series (1974, 1977 and 1978) with the Dodgers, led the National League in shutouts (9) in 1972, was the NL ERA leader (2.21) in 1980 and a 21-game winner in 1976. He made his big league debut with the Dodgers in 1966 and stayed with the team through 1980, before leaving and rejoining the club in 1988. Sutton finished his career with 324 wins and 3,574 strikeouts and was enshrined in the National Baseball Hall of Fame in 1998.

	W-L	ERA	G	GS	CG	SHO	SV	IP	H	R	ER	HR	BB	SO
Dodger Totals- 16 years	233-181	3.09	550	533	156	52	5	3816.1	3291	1450	1311	309	996	2696
Major League Totals- 23 years	324-256	3.26	774	756	178	58	5	5282.1	4692	2104	1914	472	1343	3574



WALTER ALSTON

MGR

24

Uniform Number Retired June 5, 1977

Walter Emmons Alston was a virtual unknown when he took over the helm of the Brooklyn Dodgers in 1954, but he became well-known in a hurry. The long-time minor league skipper guided his first Dodger team to 92 wins and followed that by piloting the 1955 Dodgers to 98 victories and their first World Championship in franchise history. He went on to lead the Dodgers to six more National League pennants and three more World Series titles (1959, 1963 and 1965) in a 23-year career in which he tallied 2,040 victories to place sixth on the all-time managerial wins list. His 3,658 total games managed rank eighth all time. Alston, who played in one Major League game, that with the St. Louis Cardinals in 1934, was inducted into the National Baseball Hall of Fame in 1983.

	G	W	L	PCT.
Dodger Totals- 23 years	3658	2040	1613	.558
Major League Totals- 23 years	3658	2040	1613	.558
Minor League Totals- 13 years	1735	982	753	.566

Dodger Retired Numbers



SANDY KOUFAX


LHP

32

Uniform Number Retired June 4, 1972

Among the most dominating pitchers in the game's history, the left-hander won 165 games and compiled 2,396 strikeouts in 2,324.1 innings with 40 shutouts in his 12-year Dodger career (1955-66). A three-time Cy Young Award winner and the National League MVP in 1963, Koufax was also World Series MVP in both 1963 and 1965, when he hurled a pair of shutouts. He led the NL in ERA five straight seasons from 1962-66, was the strikeouts leader four times and was tops in wins on three occasions with totals of 27, 26 and 25. In addition, Koufax pitched an NL-record four no-hitters, including a perfect game in 1965, and set the National League single-season mark with 382 strikeouts in 1965. He was inducted into the Baseball Hall of Fame in 1972.

	W-L	ERA	G	GS	CG	SHO	SV	IP	H	R	ER	HR	BB	SO
Dodger Totals - 12 years	165-87	2.76	397	314	137	40	9	2324.1	1754	806	713	204	817	2396
Major League Totals - 12 yrs	165-87	2.76	397	314	137	40	9	2324.1	1754	806	713	204	817	2396



ROY CAMPANELLA

C

39

Uniform Number Retired June 4, 1972

In 10 seasons with the Brooklyn Dodgers (1948-57), Campy was a force both at the plate and behind the plate. The catcher played on five pennant-winning clubs, including the World Champions of 1955. That season, the eight-time All-Star became a three-time National League Most Valuable Player award winner after collecting 32 home runs and 107 RBI. He also garnered MVP honors in 1951 and 1953, when he led the league with a Brooklyn-record 142 RBI to go with a career-high 41 home runs. Campanella, whose career was cut short due to a tragic automobile accident that left him paralyzed, was inducted into the Baseball Hall of Fame in 1969.

	AVG.	G	AB	R	H	2B	3B	HR	RBI	BB	SO	SB	CS	E
Dodger Totals - 10 years	.276	1215	4205	627	1161	178	18	242	856	533	501	25	15	85
Major League Totals - 10 years	.276	1215	4205	627	1161	178	18	242	856	533	501	25	15	85


DONALD HOWARD SUTTON
 LOS ANGELES, N.L., 1966-80, 1988
 HOUSTON, N.L., 1981-82
 MILWAUKEE, A.L., 1982-84
 OAKLAND, A.L., 1985
 CALIFORNIA, A.L., 1985-1987
 A STALWART ON THE MOUND FOR 23 MAJOR LEAGUE SEASONS, HIS IMPRESSIVE PITCHING RECORD INCLUDES 334 VICTORIES, 3,574 STRIKEOUTS AND A 2.61 FRA. STRIKEOUT TOTAL IS FIFTH BEST ALL-TIME. WHILE WIN TOTAL RANKS TIED FOR 120, DID NOT MISS A TURN IN THE STARTING ROTATION DUE TO INJURY OR ILLNESS. CONSISTENCY AND MODEL CONTROL LED TO 15 OR MORE WINS IN 19 SEASONS AND 100 OR MORE STRIKEOUTS 21 TIMES. THE RIGHT-HANDER PITCHED IN FOUR WORLD SERIES AND WAS NAMED TO FOUR ALL-STAR TEAMS.

SANFORD KOUFAX
 "SANDY"
 BROOKLYN N. L. 1955 - 1957
 LOS ANGELES N. L. 1958 - 1966
 SET ALL-TIME RECORDS WITH 4 NO-HITTERS IN 4 YEARS, CAPPED BY 1969 PERFECT GAME, AND BY CAPTURING EARNED-RUN TITLE FIVE SEASONS IN A ROW, 1962-1966, WON 25 OR MORE GAMES THREE TIMES, HAD 11 SHUTOUTS IN 1965, STRIKEOUT LEADER FOUR TIMES, WITH RECORD 382 IN 1965, FANNED 18 IN A GAME TWICE, MOST VALUABLE PLAYER, 1963, CY YOUNG AWARD WINNER, 1963-69-66.

ROY CAMPANELLA
 "CAMPY"
 BROOKLYN N. L. 1948 - 1957
 MOST VALUABLE PLAYER N. L. 1951-1953-1955
 ESTABLISHED RECORDS FOR CATCHERS: MOST HOME-RUNS IN A SEASON 41, MOST RUNS BATTED IN 142, SET N.L. RECORD FOR CHANCES ACCEPTED BY CATCHERS FOR MOST CONSECUTIVE YEARS 6, TIED RECORD FOR MOST YEARS IN PUTOUTS 6, CAUGHT 100 OR MORE GAMES FOR MOST CONSECUTIVE YEARS 9, LED IN FIELDING AVERAGE FOR CATCHERS 1949-1952-1953-1957.

Photos: Milo Stewart Jr./National Baseball Hall of Fame and Museum

Dodger Retired Numbers



JACKIE ROBINSON

OF/IF

42

Uniform Number Retired JUNE 4, 1972

Jack Roosevelt Robinson made a historic entrance into Major League Baseball in 1947 as the first African-American player in the history of the game. His outstanding debut season netted him the inaugural Rookie of the Year award, which now bears his name, and spring-boarded him to a stellar 10-season career in which he was part of six Brooklyn Dodger pennant-winners, among them the World Championship club of 1955. In 1949, the six-time all-star won the National League batting title (.342) en route to earning MVP honors. Robinson, a first baseman as a rookie, starred as a second baseman for the next five seasons, before moving on to play third base and the outfield. He was inducted into the National Baseball Hall of Fame in 1962.

	AVG.	G	AB	R	H	2B	3B	HR	RBI	BB	SO	SB	CS	E
Dodger Totals- 10 years	.311	1382	4877	947	1518	273	54	137	734	740	291	197	30	117
Major League Totals - 10 years	.311	1382	4877	947	1518	273	54	137	734	740	291	197	30	117



DON DRYSDALE

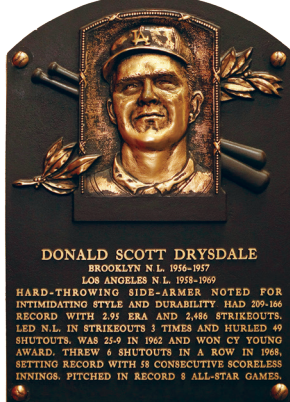

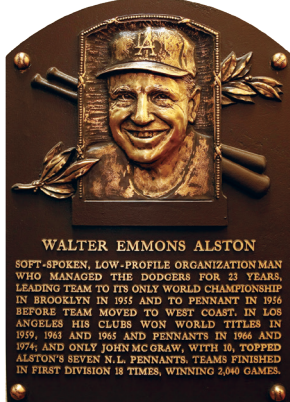
RHP

53

Uniform Number Retired July 1, 1984

One of the game's fiercest competitors, the hard-throwing right-hander pitched 14 seasons (1956-69) for the Brooklyn and Los Angeles Dodgers, ranking second on the franchise career list in wins (209), games started (465), innings pitched (3,432), shutouts (49) and third in strikeouts (2,486). The NL strikeout leader in 1959 and 1960, Big D earned the league's Cy Young Award in 1962, when he won 25 and topped the league in strikeouts for a third time. A member of three World Championship clubs (1959, 1963 and 1965) and two other pennant winners (1956 and 1966), he set a then-Major League record in 1968, tossing 58.2 consecutive scoreless innings, including a record six straight shutouts. Drysdale gained induction into the Baseball Hall of Fame in 1984.

	W-L	ERA	G	GS	CG	SHO	SV	IP	H	R	ER	HR	BB	SO
Dodger Totals- 14 years	209-166	2.95	518	465	167	49	6	3432.1	3084	1292	1124	280	855	2486
Major League Totals - 14 years	209-166	2.95	518	465	167	49	6	3432.1	3084	1292	1124	280	855	2486



International Relations

Throughout their history, in both Brooklyn and Los Angeles, the Dodgers have played a major role in the development of international baseball and have been at the forefront of forging relationships with countries around the world:

Australia

- The Dodgers played in the historic Opening Series in Sydney in March of 2014 against the Diamondbacks in MLB's first regular season games in Australia. The Dodgers, who also played an exhibition game against Team Australia, swept the two-game series, which was held at the historic Sydney Cricket Ground. The series marked the Dodgers' first regular-season games outside of North America.
- In 1986, shortstop Craig Shipley became the first native-born Australian to play in the Majors



Canada

- The Brooklyn and Los Angeles Dodgers had a minor league affiliate in Montreal, Canada from 1939-60. Jackie Robinson made his professional baseball debut and won the International League batting title with the Triple-A Montreal Royals in 1946.



Jackie Robinson as a Montreal Royal in 1946.

China

- In the spring of 2008, a split-squad of Dodgers traveled to Beijing, China to play against the San Diego Padres at Beijing's Wukesong Stadium in an exhibition and the first-ever Major League games played in that country.
- In 1986, Peter O'Malley paid for construction of a baseball stadium in Tianjin. Named Dodger Stadium, it still exists and is home to the Tianjin Lions of the Chinese Professional Baseball League founded in 2002.

Cuba

- The Dodgers held Spring Training in Havana from 1941-42 and again in 1947.
- Clayton Kershaw and Yasiel Puig joined MLB and the Players' Association on a historic goodwill tour to Cuba in December 2015.

Dominican Republic

- The Los Angeles Dodgers' baseball academy in the Dominican Republic, Campo Las Palmas, underwent a major renovation and re-dedication in 2017 as it celebrated its 30th year in Dodger player development, having officially opened on March 27, 1987. It was the first-of-its kind facility and has since been replicated by numerous teams throughout baseball. Campo Las Palmas is located in the town of Guerra, just east of the Dominican Republic's capital city of Santo Domingo (more information on Campo Las Palmas can be found in the Dodger Stadium section)...the Dodgers currently have four Dominican-born players on their 40-man roster
- Fernando Valenzuela (2011) and Nomar Garciaparra (2015) have been inducted into the Latino Baseball Hall of Fame at Casa de Campo in La Romana, joining Tommy Lasorda who is a founding member and Goodwill Ambassador of the organization. Lasorda has a statue at the Paseo de los Inmortales, dedicated in 2012, and The Hall of Fame annually bestows an award in his name for a non-Latino who makes significant contributions to Latino baseball. Former Dodger President Peter O'Malley is a past recipient
- The Dodgers' history in the Dominican Republic began in 1948 when they held Spring Training in Ciudad Trujillo.

Dodger trips abroad

- 1956:** Japan (Post-Season)
- 1964:** Mexico (Pre-Season)
- 1966:** Japan (Post-Season)
- 1991:** Mexico (Pre-Season)
- 1993:** Japan (Post-Season)
- 1993:** Taiwan (Post-Season)
- 2003:** Mexico (Pre-Season)
- 2008:** China (Pre-Season)
- 2010:** Taiwan (Pre-Season)
- 2014:** Australia (Regular Season)
- 2018:** Mexico (Regular Season)

Japan

- The Dodgers have held three postseason tours of Japan by Brooklyn and Los Angeles teams following the 1956, 1966 and 1993 seasons. The Tokyo Giants visited Vero Beach during Spring Training five times (1961, 1967, 1971, 1975 and 1980).
- In 1966, the Dodgers received a two-ton, 10-foot tall, stone lantern gift from Japanese Hall of Famer Sotaro Suzuki as a token of friendship between the Dodgers and Japan and to commemorate the opening of Dodger Stadium in 1962.

- After the 1993 season, the Dodgers played five exhibition games in Asia as part of the Friendship Series tour, three in Taipei, Taiwan and two in the Fukuoka Dome in Fukuoka, Japan.
- In 1995, Hideo Nomo became only the second Japanese born player to appear in the Major Leagues. The Nomo signing and his success spawned Nomo-mania and opened the door for Japanese players in the United States.

Korea

- On Sept. 9, 1990, the Dodgers became the first Major League team to have a game broadcast in the Korean language in the United States.
- In 1994, pitcher Chan Ho Park became the first Korean to play in the Major Leagues.

Mexico

- Pitcher Fernando Valenzuela made his Major League debut in 1980. The native of Sonora, Mexico became an international sensation in 1981 and helped the Dodgers win the World Series.
- The Dodgers took a trip to Monterrey, Mexico during Spring Training in 1991 for a two-game exhibition against Industriales de Monterrey and the Milwaukee Brewers...in 2018, the club played three regular season games against the San Diego Padres in Monterrey from May 4-6 and tossed their very first no-hitter on international soil May 4... The Dodgers also played exhibition games in Mexico City prior to the 1964 season against the Red Devils and in 2003 against the New York Mets.
- Julio Urias won 20 games in 2021, becoming just the 4th Mexican-born pitcher in MLB history to win 20+ games. Two of those 4 were Dodgers (Urias & Valenzuela)

Taiwan

- Following the 1993 season, the Dodgers were the first Major League Baseball team to play in Taiwan when they competed against the Chinese Professional League (CPBL) All-Stars for three games as part of the Dodgers' Friendship Baseball Series. The Dodgers also took part in a three-game friendship series against CPBL All-Stars a 2010 Spring Training trip to Taiwan.
- Hong-Chih Kuo in 2000 became the first Taiwanese high school player to sign a professional baseball contract when he signed with the Dodgers.



Kenley Jansen and the Dodgers exchange hats with CPBL All-Stars during the club's pre-season trip to Taiwan in 2010.

World Baseball Classic

- In 2017, the Dodgers hosted the semi-finals and championship game of the World Baseball Classic, with the United States claiming their first WBC title in front of a sold-out Dodger Stadium crowd...in 2009, Dodger Stadium also hosted the semi-finals and final (won by Japan).
- Numerous Dodger players have appeared in the tournament, while Tommy Lasorda served as the event's Global Ambassador in both 2006 and 2009.

Miscellaneous

- Dodger Stadium played host to the 1984 exhibition baseball tournament at the Olympic Games in Los Angeles.
- On May 19, 1993, Dodger Stadium hosted the first baseball game to be broadcast in four languages – Chinese, English, Korean and Spanish.



Pregame ceremony being held at the 2017 World Baseball Classic final at Dodger Stadium

National Baseball Hall Of Fame And Museum



Public Relations: (607) 547-0215
E-mail address: info@baseballhall.org
Website: baseballhall.org

Summer Hours: Memorial Day Weekend - Labor Day Weekend: 9 a.m. to 9 p.m.
Regular Hours: 9 a.m. to 5 p.m.

Holiday Closings: Thanksgiving Day, Christmas Day, and New Year's Day.

DIRECTORY: Jane Forbes Clark (Chairman), Josh Rawitch (President), Jeff Jones (Senior Vice President of Finance and Administration), Sean Gahagan (Vice President, Retail Merchandising & Licensing), Erik Strohl (Vice President, Exhibitions and Collections), Ken Meifert (Vice President, Sponsorship & Development)

PR CONTACTS: Jon Shestakofsky (Vice President, Communications & Education) and Craig Muder (Comm. Director)

HALL OF FAME INDUCTION 2022: Sunday, July 24

Class of 2022: Bud Fowler, Gil Hodges, Jim Kaat, Minnie Miñoso, Tony Oliva, Buck O'Neil, David Ortiz

DODGERS IN THE HALL OF FAME

A total of 60 players, managers and executives in the Hall of Fame spent some of their professional careers with the Brooklyn/Los Angeles Dodgers, including 2022 electee Gil Hodges. Eighteen spent the majority of their careers with the Dodgers, including Walter Alston, Roy Campanella, Don Drysdale, Leo Durocher, Burleigh Grimes, Sandy Koufax, Tommy Lasorda, Larry MacPhail, Walter O'Malley, Pee Wee Reese, Branch Rickey, Jackie Robinson, Wilbert Robinson, Duke Snider, Don Sutton, Dazzy Vance, Zack Wheat and Hodges. For a complete list of Brooklyn/Los Angeles Dodgers in the Hall of Fame, visit the "Hall of Famers" team pages at www.baseballhall.org.

2020 DODGERS WORLD SERIES ARTIFACTS IN COOPERSTOWN

- Ball thrown by Clayton Kershaw in Game 1, the first neutral-site World Series game in history.
- Bat used by NLCS and World Series MVP Corey Seager in Game 6.
- Road jersey worn by Mookie Betts in Games 3, 4 and 5
- Batting helmet worn by Max Muncy throughout the World Series.
- Jacket worn by Dodgers manager Dave Roberts throughout the World Series.

NOTABLE DODGERS ARTIFACTS IN COOPERSTOWN

- Game-worn jersey from Aug. 5, 2017 used by Cody Bellinger.
- Autographed Media Guide used by Vin Scully throughout his final season of 2016
- Bat used by Jimmy Rollins on Aug. 22, 2015 to record his 500th career double.
- Ball from Clayton Kershaw's no-hitter on June 18, 2014.
- Ball from Josh Beckett's no-hitter on May 25, 2014.
- Jersey worn by Andre Ethier during 2014 Opening Series in Sydney, Australia.
- Don Mattingly's locker tag from 2014 Opening Series in Sydney, Australia.
- Lineup card used by Don Mattingly during 2014 Opening Series in Sydney, Australia.
- Jersey with All-Star collar stars worn by eventual Cy Young Award winner Clayton Kershaw during his ninth win of the season on July 7, 2011.
- Matt Kemp "Kempman" bat used by Andre Ethier during his 30-game hitting streak in 2011.
- Ball signed by Jeff and Jered Weaver on June 20, 2009 during Dodgers-Angels game started by them, the 21st brother-brother matchup in history.
- Cap worn by manager Joe Torre during his team's 13-game home winning streak to open the 2009 season.
- Batting gloves worn by Orlando Hudson during his cycle on April 13, one of the record-tying eight in Major League Baseball during the 2009 season.
- No. 42 jersey worn by James Loney on April 15, 2008 for Jackie Robinson Day.
- Bat used by Marlon Anderson to hit the fourth of four consecutive home runs in the bottom of the ninth inning on Sept. 18, 2006, forcing the Dodgers-Padres game into extra innings; it was the fourth time a team managed the feat.
- Ball used on May 22, 2006 during a game between the Dodgers and Rockies that featured a pitching matchup of Jae Seo and Byung-Hung Kim; it was the first time two Korean starting pitchers faced off.
- Goggles worn by Eric Gagne while setting the consecutive saves mark at 84 on July 3, 2004.
- Bat used by Shawn Green to hit four home runs in one game (May 23, 2002) and seven home runs in a three-day span (a Major League record).
- Bat used by Dave Hansen to hit a record seventh pinch-hit home run in 1 season on Sept. 12, 2000.
- Baseball from Hideo Nomo's no-hitter on Sept. 17, 1996.
- 1996 Tom Lasorda game-worn jersey.
- Ball from Fernando Valenzuela's no-hitter on June 29, 1990.
- Balls from each of Hall of Famer Sandy Koufax' four no-hitters in (1962, 1963, 1964 and a perfect game in 1965).
- Cornerstone from Ebbets Field.



Batting helmet worn during 2020 World Series by Max Muncy.

A LOOK AHEAD TO 2023

Ballots for the 2023 Hall of Fame/BBWAA election will be distributed following the 2022 season with results from the voting scheduled to be announced in January 2023. A partial list of first-year candidates for election includes Carlos Beltrán, John Lackey, Francisco Rodríguez and Jayson Werth. Historical information on past BBWAA elections and the election process can be accessed at www.baseballhall.org or by contacting the Hall of Fame Communications department.

CONNECT TO COOPERSTOWN

- For up-to-the-minute news from Cooperstown, visit at www.baseballhall.org. Stay up-to-date on all the activity at the Hall of Fame's official site, ON Twitter @baseballhall and through social networking on Facebook, Instagram and YouTube.
- If you would like to receive interesting stories and timely news items direct from the Hall of Fame and get the inside track on the latest happenings in Cooperstown, sign up for *Inside Pitch*. There's no cost to receive our weekly electronic newsletter in your e-mail box at home or work and it's easy to enroll: Just log on to www.baseballhall.org/media/museum-facts.
- If you have an interest in receiving *Around The Horn*, the Hall's monthly media newsletter, please send an e-mail to info@baseballhall.org. Be sure to include your name, name of organization and e-mail address. Or visit www.baseballhall.org/media-info.

The Last Time It Happened

Inside-the-Park Homer (Dodgers):	Zach McKinstry April 3, 2021 at COL	Home Run, Pitcher (Opponent):	Zack Greinke June 24, 2019 vs. Arizona
Inside-the-Park Homer (Opponent):	Nick Ahmed May 9 2018 vs. Arizona	No-Hitter (Dodgers):	Walker Buehler/Tony Cingrani Yimi Garcia/Adam Liberatore May 4, 2018 at San Diego (in Mexico), won 4-0
Consec. Homers (Dodgers)	Mookie Betts Corey Seager, Sept. 30, 2021 vs. San Diego	No-Hitter (Opponent):	Zach Davies, Ryan Tepera Andrew Chafin and Craig Kimbrel, June 24, 2021 vs. CHC
Consec. Homers (Opponent):	Jorge Soler and Freddie Freeman, August 30, 2021 vs. ATL	Perfect Game (Dodgers):	Sandy Koufax Sept. 9, 1965 vs. Chicago, won 1-0
4 Consec. Homers (Dodgers):	Jeff Kent, J.D. Drew, Russell Martin, Marlon Anderson; Sept. 18, 2006 vs. San Diego	Perfect Game (Opponent):	Dennis Martinez July 28, 1991, vs. Montreal (2-0)
3 Consec. Homers (Dodgers):	Yasiel Puig, Cody Bellinger, Justin Turner April 29, 2017 vs. Philadelphia	Minimum Batters Faced (Dodgers):	Ocdalis Perez April 26, 2002 at Chicago Cubs (one-hitter)
3 Consec. Homers (Opponent):	Bobby Abreu, Pat Burrell, Jim Thome; May 18, 2004 at Philadelphia (4th)	Minimum Batters Faced (Opponent):	Dennis Martinez July 28, 1991 vs. Montreal
Pinch-Hit Homer (Dodgers):	Matt Beaty October 1, 2021 vs. Milwaukee	One-Hitter (Dodgers):	Rich Hill Aug. 23, 2017 at Pittsburgh
Pinch-Hit Homer (Opponent):	Joey Votto Sept. 19, 2021 at Cincinnati	One-Hitter (Opponent):	Javier Vazquez Sept. 14, 1999 vs. Montreal
Consecutive Pinch-Hit Homers:	Willie Crawford, Lee Lacy; June 23, 1975 vs. St. Louis (9th inning)	Stolen Base, Home (Dodgers):	Mookie Betts September 25, 2020 vs. LAA
Pinch-Hit Homer (Postseason):	Kike Hernandez Oct. 18, 2020 vs. ATL	Stolen Base, Home (Opponent):	Trea Turner July 20, 2016 at Washington
Grand Slam Homer (Dodgers):	Trea Turner October 3, 2021 vs. Milwaukee	Stolen Base, Pitcher (Dodgers):	Ross Stripling June 10, 2018 vs. Atlanta
Grand Slam Homer (Opponent):	C.J. Cron July 16, 2021 at Colorado	Stolen Base, Pitcher (Opponent):	Jhouluis Chacin Aug. 12, 2017 vs. San Diego
2 Grand Slams, Game (Dodgers):	Shawn Green Adrian Beltre; May 21, 2000 at Florida	Triple Play (Dodgers):	A.J. Ellis, Juan Uribe, Dee Gordon, James Loney April 15, 2012 vs. San Diego (9th inning)
2 Grand Slams, Game (Opponent):	Fernando Tatis April 23, 1999 vs. St. Louis	Triple Play (Opponent):	Eric Campbell, Daniel Murphy, Lucas Duda, Travis d'Arnaud; Aug. 24, 2014 vs. New York (6th inning)
Pinch-Hit Grand Slam (Dodgers):	Matt Kemp June 23, 2018 at New York (NL)	5-Hit Game (Dodgers):	Justin Turner May 26, 2019 at Pittsburgh
Pinch-Hit Grand Slam (Opponent):	Hunter Renfroe May 5, 2019 at San Diego (9th)	5-Hit Game (Opponent):	Tommy Pham Sept. 18, 2019 vs. Tampa Bay
4-Homer Game (Dodgers):	Shawn Green May 23, 2002 at Milwaukee	6-Hit Game (Dodgers):	Chase Utley July 6, 2016 vs. Baltimore
4-Homer Game (Opponent):	J.D. Martinez Sept. 4, 2017 vs. Arizona	6-Hit Game (Opponent):	Andrew McCutchen April 7, 2018 at San Francisco
Homers, Both Sides of Plate (Dodgers):	Yasmani Grandal July 24, 2018 at Philadelphia	7-RBI Game (Dodgers):	Matt Beaty May 2, 2021 at Milwaukee
Homers, Both Sides of Plate (Opponent):	Ken Caminiti July 12, 1998 vs. San Diego	7-RBI Game (Opponent):	Hunter Renfroe Sept. 27, 2016 at San Diego
Two Home Runs, One Inning:	Eric Karros Aug. 22, 2000 vs. Montreal (6th)	8-RBI Game (Dodgers):	AJ Pollock May 2, 2021 at Milwaukee
Hit for Cycle (Dodgers):	Cody Bellinger July 15, 2017 at Miami	8-RBI Game (Opponent):	Fernando Tatis April 23, 1999 vs. St. Louis
Hit for Cycle (Opponent):	Cristian Guzman Aug. 28, 2008 at Washington	9-RBI Game (Dodgers):	James Loney Sept. 28, 2006 at Colorado
Home Run, Pitcher (Dodgers):	Hyun-Jin Ryu Sept. 22, 2019 vs. Colorado		

UP 22



Spring Training

ARIZONA • FLORIDA

CAMPING WORLD

YOUR HOME FOR
GAMES & COVERAGE



TO FIND YOUR CHANNEL, VISIT
FINDMLBNETWORK.COM



COMMUNITY RELATIONS



Last season saw a return to somewhat normal operations at Dodger Stadium which meant a return to in-person community events to honor, support and uplift Angelenos after one of the most challenging years of our collective lives.

With schools back in session, organizations underfunded, and Angelenos still struggling to pay the bills, we went “back to basics” to provide the community with a steady and reliable community partner. We focused on programming that would create the most impact in our community. We gave children the opportunity to experience fun and joy again, we provided much needed support to families during the holidays with meals, supplies and toys, and we partnered with health and government agencies to raise awareness about the crisis at our border.



PLAY



On and off the field, the Dodgers remained committed to serving the community of Los Angeles in 2021. With various events occurring throughout the year and across the Southland, the Dodgers' community outreach focused on inspiring youth and adults throughout the region to **PLAY, LIVE, LEARN and SERVE.**

Through civic and corporate partnerships, events and community service, the Dodgers fulfilled a multitude of community needs and wishes, bringing joy and respite to people of all ages, abilities, backgrounds and genders.

- The ongoing pandemic required that we remain virtual for much of 2021, particularly where children who may not have been eligible for a vaccine were concerned. Rather than pause our community engagement, we continued to bring quality virtual experiences to youth in our community.
- There is nothing better than a good birthday party or lots of toys at Christmas. In 2021 we kicked off the year with a virtual birthday celebration for children experiencing homelessness. The uplifting and inspiring event included a dance off, art projects, a blue science experiment and CPK provided more than 400 meals to children and their families.
- By years end we were able to bring the joy of the holidays directly to students in our surrounding community of schools. We loaded up the Dodgers Holiday Express with toys, new shoes, meals, and good cheer and visited more than 300 students at four local elementary schools. Santa capped off the festivities with a surprise visit



LIVE



- During the 2021 season, Dodger players executed virtual hospital visits including a special visit for patients at UCLA Mattel Children's Hospital in honor of MLB's Childhood Cancer Awareness game. Each patient had the opportunity to ask questions and play games with Dodgers Chris Taylor, Trea Turner, Mookie Betts, and AJ Pollock virtually.



LEARN



- Community remains committed to education and lifelong learning. We support and promote this commitment annually through programs from our backpack giveaways to prepare students at Title I schools with much needed supplies to kick the school year off right, to LA Reads and our Jackie Robinson curriculum.
- Every once in a while, life presents an opportunity to be part of the solution and raise awareness about a critical issue. During the early months of the pandemic, we used our physical stadium to provide access to lifesaving vaccines and educate the public about the safety of the vaccines.
- In 2021 the crisis at the border created another educational opportunity. In June we partnered with the US Department of Health and Human Services and UCLA Health to raise awareness about the plight of unaccompanied minors fleeing violence and poverty in Mexico and Central America. Dodgers Albert Pujols, Julio Urias, Victor Gonzalez and Edwin Uceta joined legend Fernando Valenzuela and broadcasters Jaime Jarrin and Pepe Yriguez at a facility in Long Beach, CA to shine a spotlight on young people in our community fighting for their lives. The Los Angeles Dodgers are uniquely positioned to elevate these issues and we felt a collective responsibility to do our part.

SERVE



- The Dodgers partnered with the Los Angeles County Department of Mental Health in 2021 to raise awareness about the mental health challenges facing many in our community, particularly as we continue to see the effects of the pandemic in our community. Through an ongoing effort to support the young women who attend New Village Academy, we embarked on a service project to reimagine their outdoor space, creating a more tranquil and meditative environment that can promote positive mental health and emotional wellbeing, on site.



IN THE COMMUNITY



Throughout the past 16 seasons, the team has distributed over 20,000 Thanksgiving turkeys and dinners to low-income families at the annual Turkey Giveaway. In 2021, the team distributed over 2,000 meals to individuals and families facing food insecurity.



- Over 959,000 square feet of Dodgers parking areas continued to provide COVID-19 testing and public safety needs to our Community.



- As home to one of the largest COVID-19 testing and vaccination sites in the world, it's no surprise that we continued our commitment to public health when the stadium reopened to fans in 2021. By partnering with LAFD and CORE, we provided public access to free vaccinations on non-game days administering more than 400,000 shots. During games, our vaccination clinic in centerfield plaza and the reserve level concourse was utilized by more than 4,000 ticketed guests.
- In August 2020, the Dodgers became the first team in Major League Baseball to make their stadium available for voting. In addition to hosting a five-day Vote Center, the Dodgers created an online voting resource guide at Dodgers.com/Vote. The team supported voter registration and get-out-the-vote efforts with drop-ins during game broadcasts and on Dodgers social media along with public service announcements to assist team partners, local and state agencies and non-profits with their voting initiatives.



BIGGER THAN BASEBALL



Founded in 1995, the Los Angeles Dodgers Foundation envisions a city where everyone regardless of ZIP code has the opportunity to thrive. LADF is tackling the most pressing problems facing Los Angeles with a mission to improve education, health care, homelessness and social justice for all Angelenos.

LADF continues to deepen its impact in communities who need it most. To-date, LADF has invested more than \$40 million in programs and grants to nonprofits, including \$31 million in the last nine years alone.

THE WORK

THROUGH A SOCIAL JUSTICE LENS, THE LOS ANGELES DODGERS FOUNDATION RUNS AND FUNDS PROVEN PROGRAMS THAT LEVEL THE PLAYING FIELD AND INVEST IN SOLUTIONS DRIVEN BY THE COMMUNITIES THEY SERVE.



Dodgers Dreamteam (formerly Dodgers RBI) is a comprehensive sports-based youth development program that uses the power of sport to provide critical resources and services to communities who are experiencing social injustices. LADF works in partnership with 13 recreation departments and nonprofit organizations to deliver sports-based programming and wraparound services for 12,000 youth and to support communities and families across the city.

Dodgers.com/DodgersDreamteam



LADF builds Dodgers Dreamfields to give families in neighborhoods across Los Angeles safe havens and points of pride. The addition of revitalized baseball and softball fields contributes to existing green spaces, promotes physical activity and increases opportunities for play in underserved communities. To-date, LADF has spent \$14.9 million building 58 Dodgers Dreamfields and have plans to complete an additional 17 fields to commemorate the 75th anniversary of the Dodgers' move to Los Angeles in 2033.

Dodgers.com/Dreamfields



To help address the literacy crisis in Los Angeles and get children excited about reading, LADF partners with the Los Angeles Dodgers to execute LA Reads, a literacy campaign that includes a literacy challenge, "Dodgers Reading Champions". LA Reads and the Dodgers Reading Champions are designed to motivate youth to read and help them build a lifelong love of reading.

Dodgers.com/LAreads



LADF GIVES

LADF grants funds to local nonprofit organizations working to dismantle inequality through proactive and strategic interventions, and they are starting with the root causes. In addition to grant funds, LADF engages with grantees, co-hosting events and convenings, digitally showcasing their impact and conducting "Giving Moments" in stadium to further highlight these organizations to millions of fans.

Dodgers.com/Grants



The College & Career Accelerator is an initiative designed to expose high school and college students to college and career opportunities. The goal is to use the LADF brand to make college & career pathways exciting.

Dodgers.com/CCA



LADF's Science of Baseball provides hands-on Science, Technology, Engineering and Mathematics (STEM) curriculum and programming to elementary and middle school teachers and students in Los Angeles. As part of LADF's continued commitment to STEM funding, this curriculum was developed in partnership with Science of Sport, to educate young people and spark curiosity in these subjects.

Dodgers.com/STEM

WAYS TO GIVE



DONATE

Through online donations or gifts of stock, fans can make a personal donation or donate in honor of a loved one.

Dodgers.com/LADF



BLUE DIAMOND GALA

A star-studded event with private benefit concert on the Dodger Stadium field with Dodger players, coaches, blue carpet, and pre-show party and post-show food trucks.

Save the Date - 6.16.22 - Dodgers.com/GALA



RUN

LADF's Run features a breathtaking course around Dodger Stadium, a cool-down ap around the Dodger Stadium warning track, and guest appearances by Dodger Alumni. All runners receive a Dodgers tech shirt, finisher's medal, and a limited edition bobblehead!

Save the Date - 8.13.22 - Dodgers.com/Run



SPOUSES MYSTERY BAG

In partnership with the Dodger spouses, fans can purchase autographed baseballs signed by current Dodger players, coaches, alumni and broadcasters.



DODGERS ALL-ACCESS

Enjoy an all-access pass to Dodger Stadium with on-field experiences like hitting in the Dodgers batting cage to pitching in the Dodgers bullpen and more.

Dodgers.com/AllAccess



50/50 RAFFLE

LADF hosts the 50/50 Raffle at every home game where 50% of the jackpot is awarded to the winner and the remaining 50% supports local community organizations.

Dodgers.com/5050raffle



@dodgersfoundation



@DodgersFdn



/LosAngelesDodgersFoundation

MORE WAYS TO GIVE




Throughout the season, Dodger fans can bid on special experiences, memorabilia and autographed items from current Dodger players, coaches, and legends online.

Dodgers.com/Auctions



Fans may purchase the LADF Logo T-shirts, Bobbleheads and other items throughout the season at their LADF Homebase located in Centerfield every home game.



Fans celebrate special occasions by ordering personalized Ribbon Board Messages, displayed under the Left Field Dodger Vision screen during home games.

Dodgers.com/RibbonBoard



Fans can donate their car, truck, boat, or RV to support LADF.

Dodgers.com/VehicleDonation



FOR MORE INFORMATION, VISIT DODGERS.COM/LADF

MEDIA INFORMATION



**Dodger All-Star Mookie Betts
meets with the media prior to
Dodgers' Wild Card Game with
the St. Louis Cardinals**

Communications

Office: (323) 224-1301 Fax: (323) 224-1459



NICOLE SINGER
VP, Communications
(323) 224-4252
nicoles@ladodgers.com



JOE JARECK
Senior Director,
Public Relations
(323) 224-1549
joej@ladodgers.com



JUAN DORADO
Director
Player Relations
(323) 224-1342
juand@ladodgers.com



STEVE BRENER
PR Consultant
(323) 224-1344
steveb@bzapr.com



ALLY SALVAGE
Coordinator,
Public Relations
(323) 224-1353
allys@ladodgers.com



MARK LANGILL
Team Historian
(323) 224-1539
markl@ladodgers.com



JON SOOHO
Team Photographer
(323) 224-1499
jons@ladodgers.com

2022 Dodger Stadium Media Guidelines

In conjunction with Major League Baseball, the Los Angeles Dodgers will adhere to the following media rules and regulations for all regular season games held at Dodger Stadium.

Health and Safety Protocols:

According to Major League Baseball protocols, individuals must be both fully vaccinated and boosted to access secure areas and must wear a mask while inside. These secure areas include, but are not limited to, the field, clubhouse, dugout, interview room, and photography wells. No exceptions will be made.

Access:

Media gates will open four (4) hours prior to game time. All media must leave the ballpark no later than 90 minutes following the conclusion of postgame interviews.

All media must present a valid form of vaccination, including a booster shot, to obtain access to the secure areas as outlined above.

Credentials:

Daily credentials are available on MLB's credential site at credentials.mlb.com. All daily applications will close 24 hours before game time. Late applications and day of game changes will not be accepted.

Full season credentials will be awarded to necessary media. These will be accepted at all regular season games in addition to all BBWAA cards.

Please contact Ally Salvage (AllyS@ladodgers.com) with questions about credentials.

Parking:

Media parking is available in Lot B off the Left Field Reserve.

Media should enter Dodger Stadium through Gate A, which is located at the intersection of Vin Scully Avenue and Stadium Way and check in at the gated guard booth in the far right lane. Full season credentials and BBWAA credentials will serve as season-long parking passes. Media with daily credentials will be on the day's media parking list.

Please note that during sellouts, high profile games such as Opening Day, and during the Postseason, we may not be able to accommodate all media in Lot B and off-site parking lots may be needed.

Media Will Call/Entrance:

Media Will Call is located at a marked ticket window outside the Left Field Reserve Team Store at the top of Lot B parking lot.

After credential pickup, media can enter the stadium through the gate to the right of the Media Will Call window on the Reserve Level.

Media Will Call will close at the start of the game. If Media Will Call is closed, daily credentials will be available to pick up from the receptionist in front of the Dodger Executive Offices off Lot D.

Media Availabilities & Player/Manager/Staff Interviews:

Pre-game and post-game interviews may occur inside of the interview room.

Interviews may also be conducted on the field during designated periods of field access (pre- and post-game).

Writing Press Guidelines:

Writing press will be assigned a seat location in the Vin Scully Press Box.

Please check the seating charts in the Press Box for seating assignments.

Photography Guidelines:

Photographers will be permitted on-site four (4) hours prior to first pitch and must leave the ballpark no later than 90 minutes after the conclusion of postgame interviews.

Photo Positions:

All dugout well photo positions are pre-marked and assigned ahead of time.

Photo Well Reminders:

No transmitting is allowed in dugout wells, unless in a netted basket.

Please be mindful of players while in the dugout wells and allow them to enter/exit the dugout prior to entering/exiting the well.

Ethernet cables may be used in the standing photo positions to directly transmit from the camera. No laptops may be used in the standing photo positions. Only netted well spots may transmit via laptop.

No bags or cases are allowed in the wells, unless in a netted basket. Any prohibited items will be removed by security.

Texting is the only form of telephone communication allowed in the wells; pictures, videos, and phone calls are not permitted.

Digital Photo Room:

The digital photo room will be in the room adjacent to the glass doors leading to the field level.

Tables and chairs are for photographers and editors to transmit images.

Ethernet ports and power are available but please bring your own ethernet cables.

Cases, roller bags, and other non-essential equipment should be placed under the table when not in use.

Remote Cameras:

Remote cameras must be approved by Jon Soo-Hoo or Juan Ocampo once in place.

Please leave any borrowed patch cables where you found them (either on the tables in the hallway or in the photo well).

If any issues arise, please contact Jon Soo-Hoo at (626) 676-0762.

Television Live Shots:

TV crews may shoot stand-up segments from the warning track on the field along the first and third base sides.

Live shots must conclude by the start of pregame ceremonies. In-game or post-game live shots can be done from Lot B outside of stadium gates.

TV crews can remain on site for the duration of the game by sitting in the Press Box and dining room.

Media Materials:

All media information, including the 2022 Media Guide, will be available online at mlbpressbox.com/lad and will also be emailed out to credential holders ahead of each game.

Lineups will be printed and distributed in the back of the Press Box. No other printed information media materials will be available.

Media Dining:

The media dining room will be open two hours prior to game time. Beverages, snacks, and meals are available to purchase in the dining room before, during, and after the game.

Food deliveries will not be permitted onto the Dodger Stadium property.

****To reach media locations after entering stadium from Lot B Reserve Level****

Press Box: Make a right down the concourse after entering the stadium and take the home plate elevators to Level 5. The Press Box entrance is directly across from the elevators.

Interview Room: Use the home plate elevators and proceed to Level 1. Exit the elevators and make a left down the hallway. Walk down the stairs and ramp, and the interview room will be on your left hand side, across the way from the glass double doors leading up to the field.

Digital Photo Room: The digital photo room will be in the room adjacent to the glass doors leading to the field level. This area will be used for gear storage and transmitting. Necessary equipment will be available.

Photo Wells: Take the home plate elevators down to Level 1. Exit the elevators and make a left, walk down the hallway and down the stairs. Continue on the pathway until reaching a second set of stairs on your right, which will lead you up to the field level. Security will scan credentials. Proceed to assigned well spot.

Field Level: Take the home plate elevators down to Level 1. Exit the elevators and make a left, walk down the hallway and down the stairs. Continue on the pathway until reaching a second set of stairs on your right, which will lead you up to the field level. Security will scan credentials.

Wireless Access Information:

- Network: MLB-Press Password: Hom3Run!
- The public Dodgers WIFI network is also accessible throughout the stadium.



Jaime Jarrín

Hall of Fame Broadcaster

Jaime Jarrín, “the Spanish voice of the Dodgers” and one of the most recognizable voices in all of sports broadcasting, has been calling Dodger games since 1959. Jarrín enters his 64th and final season with the club in 2022. Jarrín, the longest-tenured broadcaster in Major League Baseball, announced his retirement on Sept. 28, 2021.

In 1998, he was inducted into the National Baseball Hall of Fame in Cooperstown, NY, as the recipient of the Ford C. Frick Award, becoming the second Spanish-language announcer to achieve the honor after Buck Canel. In 2018, the Hall of Famer became just the 12th Dodger to be added to the club’s Ring of Honor, joining other franchise icons in having his name permanently affixed to Dodger Stadium. Jarrín has called three perfect games (Sandy Koufax in 1965, Tom Browning in 1988 and Dennis Martínez in 1991) and 22 no-hitters, 30 World Series and 30 All-Star games during his decorated career.

The Quito, Ecuador native began working for HCJB in his home country when he was 16 years old and went on to become the announcer for the National Congress of Ecuador, while studying philosophy, letters, journalism and broadcasting at Central University of Ecuador in Quito. Following his graduation, Jarrín hoped to continue his broadcasting career in the United States, arriving on June 24, 1955. At the time, he had never seen a baseball game. His first experience with baseball was watching the Dodgers on a televised broadcast of the 1955 World Series against the Yankees, and he soon began attending minor league games in Los Angeles at Gilmore Field and Wrigley Field to learn the game. Jarrín was hired as an announcer at KWKW and soon after, the Dodgers moved to Los Angeles.

Jarrín was given one year to prepare to become a baseball broadcaster by William Beaton, the station manager at KWKW. During his first six years with the Dodgers, Jarrín and his partner would recreate games in the studio while listening to the English radio broadcast. Starting in 1965, Jarrín took the Dodgers’ Spanish-language radio broadcast on the road, making every stop with the Dodgers. He rose to become the club’s primary Spanish-language broadcaster in 1973. From 1962-84, Jarrín called nearly 4,000 games – spanning 22 seasons – without missing a contest, before the streak was broken in 1984 when he took charge of all the Spanish-language radio coverage and production for the Los Angeles Olympic Games.

On August 23, 2009, Jarrín once again made history and served as the play-by-play announcer in the first-ever regular-season-dedicated Spanish-language telecast of a Dodger game. From 2015-2020, Jarrín called games alongside his son, Jorge, with the duo forming the only father-son broadcasting team in MLB Spanish-language radio.

Jarrín also worked on international news broadcasts, including the funeral of President John F. Kennedy, Pope John Paul II’s visit to the U.S. and several meetings between foreign leaders and Presidents Richard Nixon and Lyndon B. Johnson. He has called more than 30 world championship boxing title bouts for radio and TV stations in Latin America, including the legendary “Thrilla in Manila” between Muhammad Ali and Joe Frazier in 1975.

In the 2005 book “Voices of Summer,” Jarrín was named as baseball’s all-time best Spanish-language broadcaster. Jarrín received a star on the Hollywood Walk of Fame – dedicated in September 1998 – and is a member of both the California Broadcasters Association Hall of Fame and Southern California Sports Broadcasters Association (SCSBA) Hall of Fame. The SCSBA awarded him the organization’s Vin Scully Lifetime Achievement Award in 2019. His other major honors include: La Gran Cruz al Merito en El Grado de Comendador received in Ecuador in January 1992, being honored by the American Federation of Television and Radio Artists (AFTRA) Foundation with an AFTRA Media and Entertainment Excellence Award in 2011 and earning Hall of Fame recognition by the Associated Press Television-Radio Association (APTRA) in 2011. Jarrín was featured in the 2020 Rose Parade as an honored guest of the Pasadena Tournament of Roses, embodying the theme of “The Power of Hope.”

Jarrín resides in San Marino and has two sons, Mauricio and Jorge. In memory of his late wife, Blanca, who passed away in 2019, the Jarrín Family launched The Jaime and Blanca Jarrín Foundation, which serves and supports charitable, educational and athletic programs in the Los Angeles area as well as internationally.



Joe Davis

Broadcaster

Joe Davis enters his seventh year as a member of the Dodger broadcast team on SportsNet LA. Davis, 34, has been calling play-by-play on Fox Sports' national coverage of pro and college football, Major League Baseball and college basketball since 2014 and continues to do so while in his role with the Dodgers.

Davis attended Beloit (Wis.) College, where he was a four-year letter winner and two-time captain of the school's football team, as well as earning a bachelor's degree in communications with a minor in journalism. During the football offseasons, Davis assumed play-by-play duties for the school's athletic department, announcing baseball and men's and women's basketball games on local radio and television and served as the voice of Buccaneer spring sports for his final three years on campus before graduating in 2010.

Prior to his senior year of college, Davis secured a summer job with the Schaumburg Flyers baseball team of the independent Northern League, serving as the team's play-by-play voice and media relations director. He then moved on to the Montgomery (Ala.) Biscuits, the Double-A affiliate of the Tampa Bay Rays, and was named Southern League Broadcaster of the Year in 2012. While in Montgomery, Davis also worked for the Baylor Independent Sports Properties Network and Comcast Sports Southeast, where he called play-by-play for college football, basketball and baseball.

In July 2012, Davis made the jump to national television at the age of 24, joining ESPN as an announcer for college baseball, basketball, football, hockey and softball and also appeared in spot duty for Major League Baseball on ESPN radio.

Davis resides in South Pasadena with his wife Libby, daughter Charlotte and sons Blake and Theo.



Nomar Garciaparra

Broadcaster

Nomar Garciaparra is in his ninth season behind the microphone for the Dodgers, serving as an analyst for SportsNet LA's game broadcast and pre-and-post game telecasts.

A native of Whittier, CA, and a graduate of Bellflower's St. John Bosco High School, Garciaparra played 14 seasons in the Major Leagues with the Red Sox, Cubs, Dodgers and A's, posting a .313 batting average with 229 home runs and 936 RBI. He was the AL Rookie of the Year in 1997, American League batting champion in 1999 and 2000, National League Comeback Player of the Year with the Dodgers in 2006, a six-time MLB All-Star, and won a Silver Slugger Award in 1997.

Garciaparra attended Georgia Tech and was a first-round pick of the Red Sox in 1994. He made his MLB debut in 1996 and as a rookie with the Red Sox in 1997, Garciaparra hit 30 home runs and had 98 RBI, setting a MLB record for RBI by a leadoff hitter and most homers by a rookie shortstop.

Garciaparra played three seasons with the Dodgers in 2006-08, earning an All-Star selection at first base and helping the team reach the postseason in 2006. After playing with Oakland in 2009, Garciaparra signed a one-day contract with Boston in 2010 to retire as a member of the Red Sox. In 2014, Garciaparra was inducted into both the Boston Red Sox Hall of Fame and the Latino Baseball Hall of Fame in the Dominican Republic.

Following the end of his playing career, Garciaparra worked at ESPN, appearing on Baseball Tonight, MLB game telecasts as well as the network's coverage of the College World Series and the Little League World Series from 2011-13.

Garciaparra was a member of the 1992 U.S. Olympic baseball team and his wife, Olympian and World Cup soccer champion Mia Hamm, played on the 1996, 2000 and 2004 women's Olympic soccer teams. The couple married in 2003, and have twin girls, Grace and Ava, and a son, Garrett. Both Garciaparra and Hamm are among the investors in Major League Soccer's Los Angeles FC.



Orel Hershiser

Broadcaster

Dodger great and Emmy Award-winning broadcaster Orel Hershiser is in his ninth season as a color commentator and analyst for the Dodgers on SportsNet LA.

Hershiser is a multi-time Southern California Sports Broadcasters Association award winner for his work as an analyst on both the game broadcast and the Dodgers' pre- and postgame telecasts. He previously was behind the microphone at ESPN from 2006-13 as a color analyst for their Baseball Tonight, Sunday Night Baseball, College World Series and Little League World Series programming.

The three-time All-Star right-hander played 18 seasons in the Majors, including 13 with the Dodgers, who he helped lead to a 1988 World Championship. That year, Hershiser led the National League in wins (23), innings pitched (267), shutouts (8) and complete games (15) en route to a Cy Young Award, and set the all-time Major League record of 59 consecutive scoreless innings (Aug. 30-Sept. 28). He established his place in Dodger lore with a dominant 1988 Postseason, when he earned both NLCS and World Series MVP honors, and became the only player in history to win those honors in addition to the Cy Young Award in the same season. He later received both The Sporting News Pitcher of the Year and Sports Illustrated Sportsman of the Year awards for his brilliant season.

Hershiser attended and played baseball at Bowling Green (OH) State University and was drafted in the 17th round by the Dodgers in the 1979 Major League First-Year Player Draft. It was during a game in his rookie year of 1984, that Hershiser was nicknamed "Bulldog," in an effort by Dodgers Hall of Fame manager Tommy Lasorda to get Hershiser to adopt a tougher attitude on the mound.

After finishing his playing career with the Dodgers in 2000 and briefly working for the team, he joined the Rangers as a special assistant to General Manager John Hart in the fall of 2001. He was named the Rangers' pitching coach in 2002 and after the 2005 season, he became Executive Director of the Rangers.

He has co-authored or authored two books: *Out of the Blue* and *Between the Lines: Nine Things Baseball Taught Me About Life*. Hershiser has two sons, Quinton and Jordan, and two stepchildren, Spencer and Sloane. He and his wife Dana reside in Las Vegas.



Eric Karros

Broadcaster

Eric Karros begins his first season as part of the Dodger broadcast team. Karros will work as an analyst for game broadcasts as well as pre- and postgame shows. The 2022 season marks Karros' 19th consecutive year calling games. He began broadcasting in 2004 with the Dodgers' NL West division-clinching game against the Giants for FOX.

He spent two years at ESPN calling MLB, the Little League World Series and College World Series games. In 2007, he returned to Fox. He now enters his 16th year at Fox, where he has worked World Series, League Championship Series, All-Star Games, and regular season games for national broadcast.

Karros was selected by the Dodgers in the sixth round of the 1988 First-Year Player Draft out of UCLA. He won the 1992 NL Rookie of the Year and was the Opening Day first baseman for the club nine of the next 10 years. Karros spent parts of 12 seasons with the Dodgers, winning the Silver Slugger Award in 1995 and finishing his career in LA as the all-time LA Dodgers home run leader with 270. He is one of three Dodgers in franchise history to have five 30 home run/100 RBI seasons, the other two being Hall of Famers Duke Snider and Gil Hodges. He remains the only Dodger in franchise history to hit two homers in one inning (Aug. 22, 2000, sixth inning vs. Montreal). Karros played 14 Major League seasons, including 2003 with the Chicago Cubs and 2004 with the Oakland A's. Karros earned a degree in economics from UCLA.



Jessica Mendoza

Broadcaster

Jessica Mendoza is in her first season with the Dodger broadcast team. A groundbreaker in baseball broadcasting, in 2015 with ESPN Mendoza became the first woman to serve as an analyst for nationally-televised MLB games. Also in 2015, Mendoza became the first female analyst for a nationally televised MLB Postseason game, calling the American League Wild Card Game on ESPN. That year, she also became the first female analyst for a Men's College World Series telecast.

From 2016-2020, Mendoza was a color analyst on the ESPN Sunday Night Baseball team. In 2020, she became the first woman to serve as a solo analyst for a national package of MLB game telecasts including weeknight games and holiday baseball. On Sept. 29, 2021, Mendoza along with Melanie Newman, became the first all-female team to broadcast a game for ESPN when they called the Dodgers vs. Padres game at Dodger Stadium. Mendoza has also provided analysis on ESPN and ABC Little League World Series coverage since 2016.

Mendoza is a two-time Olympic medalist in softball, having won gold in Athens (2004) and silver in Beijing (2008) for Team USA. In 2006, she was named the USA Softball Athlete of the Year and was also recognized in 2008 as the Women's Sports Foundation Sportswoman of the Year. In 2019, Mendoza was inducted into the National Softball Hall of Fame. Mendoza was a four-time First-Team All-American while playing outfield at Stanford University. She was a three-time Stanford Female Athlete of the Year and a First-Team Academic All-American in 2002. Mendoza earned a bachelor's degree in American studies in 2002 and a master's in social sciences in education in 2003.



Rick Monday

Broadcaster

Former Dodger outfielder and two-time Major League All-Star, Rick Monday is in his 29th season as a Dodger broadcaster and 37th season overall with the organization, including eight as a player.

Monday, who joined the Dodgers' broadcast team in 1993, began his broadcasting career as a sports anchor on KTTV in Los Angeles in 1985, while also calling play-by-play and hosting the pregame show for Dodger games on DodgerVision and Z Channel. He was nominated for an Emmy as host of the Dodgers' pregame show on KTTV's "Dodger Central" in 1988 and he earned an Emmy for Live Sports Coverage in 2001. Monday has also called games for the College World Series and the Padres.

A star at Arizona State University, Monday led the Sun Devils to the 1965 College World Series Championship and earned All-American and College Player of the Year honors before the Kansas City Athletics made him the first player ever selected in the Major League First-Year Player Draft in 1965. He was inducted into the ASU Hall of Fame in 1975 and the College Baseball Hall of Fame in 2016.

Monday made his Major League debut in 1966 and, after spending six seasons with the Athletics and five seasons with the Cubs, Monday came to the Dodgers as part of a five-player trade in 1977. He played eight seasons in LA, and propelled the Dodgers to the 1981 World Series with a dramatic, game-winning home run in the winner-take-all Game 5 of the NLCS at Montreal. Overall, Monday compiled a .264 career batting average with 241 home runs and 775 RBI in 19 big-league seasons, while helping the Dodgers win a World Championship in 1981 and three NL pennants (1977, 1978, 1981).

Monday and his wife, Barbaralee, who make regular visits to various veteran's hospitals throughout the year, reside in Vero Beach during the offseason.



José Mota

Broadcaster

José Mota, the son of Dodger legend Manny Mota, is in his first season with the Dodger broadcast team.

A two-time Emmy Award winner, Mota spent the previous 20 seasons with the Angels TV and radio broadcast teams serving in multiple English and Spanish roles. In 2021, he became the first Latin-born former player to be a full-time English TV broadcaster for a Major League team. On Aug. 19-20, 2017, Mota became the first MLB broadcaster to have called play-by-play on a team's English radio/TV broadcasts and Spanish radio/TV broadcasts, as well as working as a color analyst on both platforms. Mota was Vladimir Guerrero's translator for the 2018 Hall of Fame Induction Ceremony in Cooperstown, becoming the first translator in the HOF ceremony's history.

Mota's first-ever MLB broadcast assignment was for Los Angeles Dodgers Spanish radio in 2001. In the years since, he has been a broadcaster/analyst for Fox (where he broadcasted MLB and NFL games), MLB Network, ESPN, TBS, Bally Sports, MLB Radio, DirecTV Latin America and Yahoo Sports. Mota was a sideline reporter/analyst for ESPN during the inaugural World Baseball Classic in 2006 and has worked on broadcasting teams for every WBC (2009, 2013, 2017).

A former Major League second baseman with the San Diego Padres (1991) and Kansas City Royals (1995), Mota also played in the Dodger organization in 1987-88. Mota was a two-time Collegiate All-American second baseman at Cal State Fullerton, 1984 National Champion and earned a bachelor's degree in communications from CSUF. Mota made his film debut in Kevin Costner's "For Love of the Game."

The Mota family founded the non-profit Mota's Faces in 2011, which promotes the involvement of American youth in assisting impoverished school children and their families in his native Dominican Republic and Colombia and Venezuela. Mota and his family make their home in the San Gabriel Valley.



Tim Neverett

Broadcaster

Tim Neverett is in his fourth season as a member of the Dodgers' broadcast team and will continue to handle play-by-play duties on both television and radio, as well as, occasionally anchoring the pre-game and post-game shows on SportsNet LA.

He is the author of the book *Covid Curveball on the Dodgers 2020 World Series championship season*. During the offseason, Neverett calls college basketball nationally on FS1 and college hockey on the New England Sports Network. He also serves as a professor in communication studies at Emerson College.

Neverett previously served as the radio play-by-play voice of the Boston Red Sox for three seasons (2016-18) following a seven-year stint as the radio and television play-by-play announcer for the Pittsburgh Pirates. Before joining the Pirates, Neverett worked for FSN Rocky Mountain, including as a studio host for Colorado Rockies games during the 2008 season. He also served the network as a play-by-play announcer for Rockies games, college football, basketball, hockey, lacrosse, arena football, and track and field. In addition, Neverett hosted talk shows for both the nationally syndicated Sporting News Radio Network and ESPN 560 in Denver where he was named the 2005 Best Radio Sports-Talk Host by *Westword* magazine. Neverett also worked in Las Vegas calling games on radio and TV for the Padres' and Dodgers' Triple-A teams, as well as Las Vegas' International Hockey League team and the UNLV baseball and football teams. Neverett, who began his broadcasting career in 1985 with Pittsburgh's Double-A affiliate Nashua, also called baseball, softball, basketball, and soccer as well as hockey and skiing during four Olympic Games from 2002-2008.

Neverett played college baseball at Emerson College in Boston, and he and his wife Jessica have three sons: Matthew, Kyle and Drew.



Charley Steiner

Broadcaster

Five-time Emmy Award-winner and National Radio Hall of Famer Charley Steiner in his 18th season with the Dodgers, handling play-by-play duties for the club's radio broadcast on AM 570.

Before joining the Dodgers, Steiner broadcast three years for the New York Yankees on WCBS Radio and the YES Network. Prior to his seasons with the Yankees, Steiner spent 14 years at ESPN, where his responsibilities ranged from anchoring SportsCenter to working play-by-play for Major League Baseball and Saturday Primetime Football. He served as SportsCenter's primary boxing

reporter/analyst and also contributed to the Emmy and CableACE Award-winning *Outside the Lines* series. Steiner also called the 2006 and 2013 World Baseball Classics for XM Radio and MLB International, respectively, and broadcast MLB games live from seven different countries.

Steiner graduated from Bradley University, where its School of Sports Communication was named in his honor in 2015. Steiner, who was inducted into the Bradley's Sports Hall of Fame in 1995, also established the Charles H. Steiner Endowed Scholarship, which is given annually to Bradley broadcasting majors. In March 2022, Steiner was inducted into the Missouri Valley Conference Hall of Fame.

Steiner began his professional broadcasting career in 1969 at WIRL Radio in Peoria, Illinois as a newscaster, and made career stops in Davenport, New Haven, Hartford and Cleveland before returning to his native New York, where he was the morning sportscaster on WOR radio, while serving as sports director for the RKO Radio Network. In addition, Steiner called the play-by-play for the USFL New Jersey Generals and, later, for the New York Jets on WABC radio.



Kirsten Watson

Broadcaster

Kirsten Watson is in her second season with the Dodger broadcast team as a reporter and host, where she contributes to SportsNet LA's game broadcasts and studio programming as well as pre- and postgame coverage on both television and radio.

During the Dodgers' offseason, Watson is the gameday reporter and host for the Los Angeles Rams.

Watson previously spent two years as a reporter and host with Spectrum SportsNet, appearing on pre-, post- and in-game broadcasts of the Los Angeles Lakers, Los Angeles Sparks and South Bay Lakers while also co-hosting the network's Lakeshow studio program. She also served as a producer for the National Football League, creating localized content for international markets, hosting its Game Recognize Game series, and organizing international trips for NFL players for content and media opportunities to help grow the game globally. Watson continues to host Monday Night Football on Channel 5 in the UK, an international broadcast in partnership with NFL Network.

Watson is a graduate of Columbia University and was a member of the school's volleyball team. Following the completion of her master's degree in broadcast from Columbia Journalism School, Watson was awarded the Stuart Scott Internship-Scholarship from the National Association of Black Journalists and ESPN, where she produced video packages for SportsCenter and NFL Live.



Dontrelle Willis

Broadcaster

Dontrelle Willis enters his first season with the Dodger broadcast team as an analyst after serving the last few seasons as an MLB studio analyst for FOX Sports.

The World Champion was selected by the Chicago Cubs during the 2000 June Amateur Draft. In 2002, he was traded to the Florida Marlins where he made his Major League debut against the Colorado Rockies. Known for his unconventional pitching style and crooked baseball cap, "The D-Train" rose quickly. In just 27 starts, Willis went 14-6 and locked in a 3.30 ERA – earning himself the 2003 NL

Rookie of the Year Award. He went on to play an instrumental role in the Marlins playoff run that same season, culminating in a World Series Championship. In 2005, he joined an elite group nicknamed "The Black Aces," representing African American pitchers have who won at least 20 games in a single season.

Among the Marlins organization, Willis ranks first in complete games (15); second in wins (68), shutouts (8) and games started (162); and third in total strikeouts (757). After five successful seasons in Florida, Willis was traded to the Detroit Tigers at the start of the 2008 season. He pitched for the Arizona Diamondbacks in 2010 and finished his career as a member of the Cincinnati Reds in 2011. Willis ended his career 72-69 with a 4.17 ERA and 896 strikeouts.

Born in Oakland, Calif., Willis attended Encinal High School.



Pepe Yñiguez

Broadcaster

Pepe Yñiguez is in his 26th season as a Dodger broadcaster after joining the club in 1997, and joins longtime boothmates Jaime Jarrin and Fernando Valenzuela on both Spanish radio and television.

Additionally, Yñiguez contributes to the Dodgers' Latino marketing and radio sales efforts in recording promotional ads for Dodger sponsors that air on Univision America KTNQ 1020 AM. Yñiguez previously hosted the Dodgers' pre and post-game shows, "Hablando con los Dodgers," in 1993 and covered select Spanish-language broadcasting assignments for the club in 1997 before joining the

team full-time in 1999.

Starting in 1992, Yñiguez broadcasted numerous events for Fox Sports International, including every World Series from 1997-2005. In 1997, he called the All-Star Game at Jacobs Field in Cleveland alongside Tito Fuentes and Dennis Martinez. He has also broadcasted the annual Caribbean Series. From 1993-95, Yñiguez served as the color commentator for Los Angeles Raiders broadcasts. During past offseasons, he also hosted "Central Deportiva," a weekly sports talk show airing Sunday afternoons, on KWKW in Los Angeles.

Yñiguez resides with his wife Rafaela in La Habra, and has four kids, Edgar, Alenry, Karissa and Jaquely.



Fernando Valenzuela

Broadcaster

Fernando Valenzuela, legendary Dodger and 17-year Major League veteran, celebrates his 20th season as a Dodger broadcaster and will join Jaime Jarrín and Pepe Yñiguez on the Spanish radio and television simulcast.

In 17 big league seasons, Valenzuela compiled a 173-153 record and a 3.54 ERA with the Dodgers, Angels, Orioles, Phillies, Padres and Cardinals, earning six All-Star selections and tossing a no-hitter on June 29, 1990, against the Cardinals. The Sonora, Mexico native has been inducted to numerous Hall of Fames, including the Hispanic Heritage Baseball Museum and Caribbean Baseball Hall of Fame.

Valenzuela was a late-season call-up in 1980, but his legend grew as the Dodgers' emergency starter on Opening Day, 1981, when he hurled a 2-0 shutout over the Houston Astros. Valenzuela won his first eight starts that season, including five shutouts and a rookie-record string of 35.0 consecutive scoreless innings, with his improbable success sparking "Fernandomania" as fans flocked to see him pitch – both home and road – and baffle hitters with his signature screwball. Valenzuela, who started the 1981 All-Star Game, became the first player in MLB history to be named Rookie of the Year and win a Cy Young Award in the same season, while leading the Dodgers to a World Championship.

Valenzuela supports the club's community and Latino initiatives, and as a result of his continued community involvement, the Reviving Baseball in Innercities Program (RBI) honored him with a Lifetime Achievement in 2007. Valenzuela and his wife Linda reside in Los Angeles and have four children, Ricky, Fernando Jr., Linda and Maria Fernanda.



John Hartung
SPORTSNET LA



Jerry Hairston Jr.
SPORTSNET LA



Adrián González
SPORTSNET LA



David Vasseggh
AM 570/SNLA



Tim Cates
AM 570

Dodger Broadcasters Through The Years

ENGLISH BROADCASTERS		SPANISH BROADCASTERS	
Year	Broadcasters	Year	Broadcasters
1939-41	Red Barber, Al Helfer	1964-67	Buck Canel
1942	Red Barber, Alan Hale	1968	Rene Cardenas, Miguel Alonzo, Mit Nava
1943-47	Red Barber, Connie Desmond	1959-61	Rene Cardenas, Jaime Jarrin, Miguel Alonzo
1948-49	Red Barber, Connie Desmond, Ernie Harwell	1962-72	Jose Garcia, Jaime Jarrin
1950-53	Red Barber, Connie Desmond, Vin Scully	1973-81	Jaime Jarrin, Rudy Hoyos
1954-55	Vin Scully, Connie Desmond, Andre Baruch	1982-89	Jaime Jarrin, Rene Cardenas, Jaime Jarrin, Rene Cardenas, Tito Rondon
1956	Vin Scully, Connie Desmond, Al Helfer, Jerry Doggett	1991-97	Jaime Jarrin, Rene Cardenas, Jaime Jarrin, Rene Cardenas, Pepe Yñiguez
1957	Vin Scully, Al Helfer, Jerry Doggett	1998	Jaime Jarrin, Rene Cardenas, Jaime Jarrin, Rene Cardenas, Fernando Valenzuela
1958-76	Vin Scully, Jerry Doggett	1999-2002	Jaime Jarrin, Pepe Yñiguez
1977-87	Vin Scully, Jerry Doggett, Ross Porter	2003-2009	Jaime Jarrin, Pepe Yñiguez, Fernando Valenzuela
1988-93	Vin Scully, Don Drysdale, Ross Porter	2010-2011	Jaime Jarrin, Pepe Yñiguez, Fernando Valenzuela, Manny Mota
1993-2004	Vin Scully, Ross Porter, Rick Monday	2012-2020	Jaime Jarrin, Pepe Yñiguez, Fernando Valenzuela, Jorge Jarrin
2005	Vin Scully, Rick Monday, Charley Steiner, Al Downing, Steve Lyons	2021	Jaime Jarrin, Pepe Yñiguez, Fernando Valenzuela
2006-2008	Vin Scully, Rick Monday, Charley Steiner, Steve Lyons, Jerry Reuss	2022	Jaime Jarrin, Pepe Yñiguez, Fernando Valenzuela, José Mota
2009-2013	Vin Scully, Rick Monday, Steve Lyons, Charley Steiner, Eric Collins		
2014-15	Vin Scully, Rick Monday, Charley Steiner, Kevin Kennedy, Nomar Garciaparra, Orel Hershiser, Alanna Rizzo		
2016	Vin Scully, Rick Monday, Charley Steiner, Kevin Kennedy, Nomar Garciaparra, Orel Hershiser, Alanna Rizzo, Joe Davis		
2017-18	Rick Monday, Charley Steiner, Joe Davis, Orel Hershiser, Alanna Rizzo, Nomar Garciaparra, Kevin Kennedy		
2019-2020	Rick Monday, Charley Steiner, Joe Davis, Orel Hershiser, Alanna Rizzo, Nomar Garciaparra, Tim Neverett		
2021-	Rick Monday, Charley Steiner, Joe Davis, Orel Hershiser, Nomar Garciaparra, Tim Neverett, Kirsten Watson		
2022-present	Rick Monday, Charley Steiner, Joe Davis, Orel Hershiser, Nomar Garciaparra, Tim Neverett, Kirsten Watson, Erik Karros, Jessica Mendoza		

Dodgers Radio Network

Station	On Dial	City	Station	On Dial	City
KLAC	570	Los Angeles	KCAL*	1410	Riverside/San Bernardino, CA
KTNQ*	1020	Los Angeles	KXTK	1280	San Luis Obispo/Santa Maria, CA
KMPC#+	1540	Los Angeles	WSTA	1340	St. Thomas, VI
KQTM-FM	101.7	Albuquerque, NM	KZER*	1250	Santa Barbara, CA
KHTY	97.0	Bakersfield, CA	KHTS	98.1/1220	Santa Clarita, CA
KXTT*	94.9	Bakersfield, CA	KSBQ*	1480	Santa Maria, CA
KTBW*	104.5	Barstow, CA	KVEN	1450	Ventura/Oxnard, CA
KBOV	1230	Bishop, CA	KOXR*	910	Ventura/Oxnard, CA
KOBL	1340	Fresno, CA			
KYVA	1230	Gallup, NM			
KIKI	990	Honolulu, HI			
KAVL	610	Lancaster/Palmdale, CA			
KXST	1140	Las Vegas, NV			
KKUU	103.9	Palm Springs, CA			
KPWK	1350	Riverside, CA			

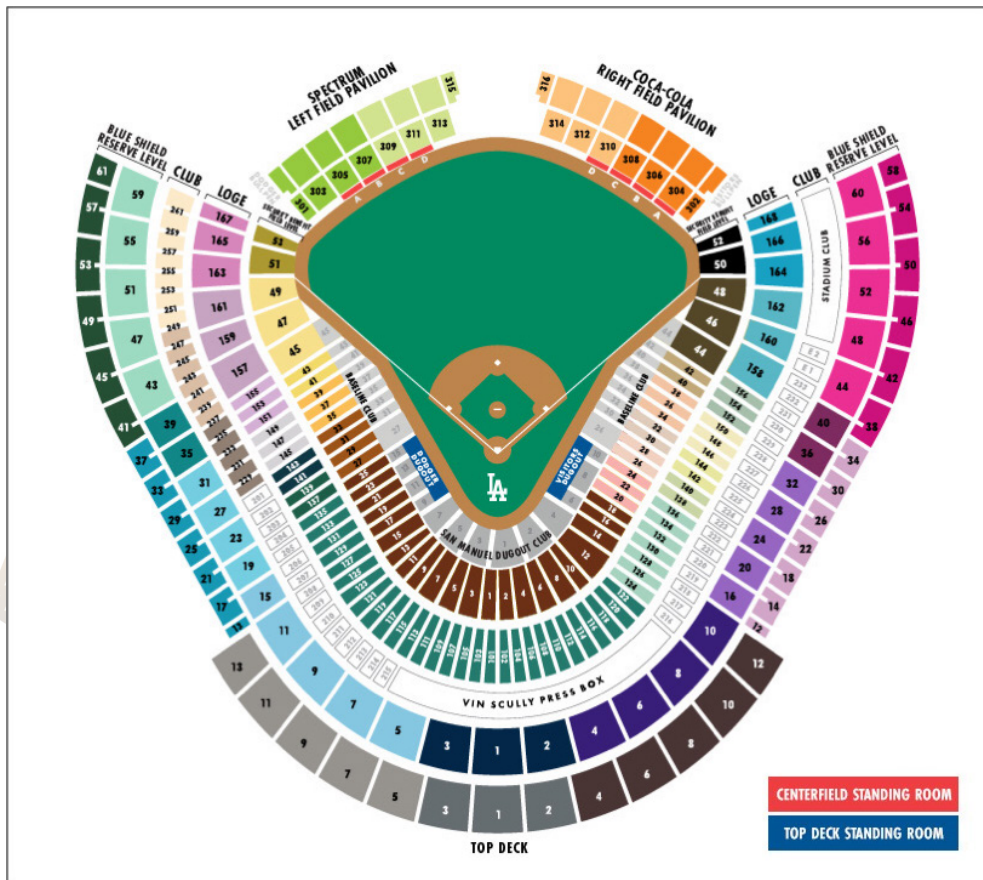
* Spanish + Selected Games # Korean

All games may be heard on the Dodgers' radio home, AM 570 LA SPORTS (English), Univision Radio 1020 KTNQ AM (Spanish) and the Dodgers Radio Network.

Dodgers Media Partners



Dodger Stadium Seating Diagram



Pre-Game Times At Dodger Stadium

Game Time	12:10 p.m.	1:10 p.m.	6:10 p.m.	7:10 p.m.
Auto Gates Open	10:10 a.m.	11:10 a.m.	4:10 p.m.	5:10 p.m.
Stadium Gates Open	10:40 a.m.	11:40 a.m.	4:40 p.m.	5:40 p.m.
Dodger Batting Practice	9:20 a.m.- 10:45 a.m.	10:20 a.m.- 11:45 a.m.	3:20 p.m.- 4:45 p.m.	4:20 p.m.- 5:45 p.m.
Visiting Batting Practice	10:46 a.m.- 11:25 a.m.	11:46 a.m.- 12:25 p.m.	4:46 p.m.- 5:25 p.m.	5:46 p.m.- 6:25 p.m.
First Pitch	12:10 p.m.	1:10 p.m.	6:10 p.m.	7:10 p.m.



LOS ANGELES DODGERS

2022 home/away schedule

Current as of 3/16/22

APRIL

SUN	MON	TUES	WED	THURS	FRI	SAT
					1	2
3 6:05 LAA	4 6:10 LAA	5 6:10 LAA	6	7	8 1:10 COL	9 5:10 COL
10 12:10 COL	11	12 4:40 MIN	13 10:10 MIN	14 7:10 CIN	15 7:10 CIN	16 7:10 CIN
17 1:10 CIN	18 7:10 ATL	19 7:10 ATL	20 12:10 ATL	21	22 6:40 SD	23 5:40 SD
24 1:10 SD	25 6:40 ARI	26 6:40 ARI	27 12:40 ARI	28	29 7:10 DET	30 7:10 DET

MAY

SUN	MON	TUES	WED	THURS	FRI	SAT
1 1:10 DET	2	3 7:10 SF	4 7:10 SF	5	6 11:20 CHC	7 11:20 CHC
8 4:48 CHC	9 3:35 PIT	10 3:35 PIT	11 9:35 PIT	12 7:10 PHI	13 7:10 PHI	14 7:10 PHI
15 1:10 PHI	16 7:10 ARI	17 12:10 ARI	18 1:10 ARI	19	20 4:05 PHI	21 3:05 PHI
22 10:35 PHI	23 4:00 WSH	24 4:00 WSH	25 1:05 WSH	26 6:40 ARI	27 6:40 ARI	28 4:15 ARI
29 1:10 ARI	30 7:10 PIT	31 7:10 PIT				

JUNE

SUN	MON	TUES	WED	THURS	FRI	SAT
			1 5:10 PIT	2 6:10 NYM	3 7:10 NYM	4 7:10 NYM
5 1:10 NYM	6	7 5:10 CWS	8 5:10 CWS	9 11:10 CWS	10 7:15 SF	11 4:15 SF
12 1:05 SF	13	14 7:10 LAA	15 7:10 LAA	16	17 7:10 CLE	18 4:15 CLE
19 1:10 CLE	20	21 3:40 CIN	22 3:40 CIN	23 9:35 CIN	24 4:20 ATL	25 4:15 ATL
26 10:35 ATL	27 5:40 COL	28 5:40 COL	29 5:40 COL	30 7:10 SD		

JULY

SUN	MON	TUES	WED	THURS	FRI	SAT
					1 7:10 SD	2 4:15 SD
3 1:10 SD	4 7:10 COL	5 7:10 COL	6 7:10 COL	7 7:10 CHC	8 7:10 CHC	9 7:10 CHC
10 1:10 CHC	11	12 4:45 STL	13 4:45 STL	14 4:15 STL	15 6:38 LAA	16 7:07 LAA
17	18 MLB DERBY	19 MLB DERBY	20	21 7:09 SF	22 7:10 SF	23 4:15 SF
24 1:10 SF	25 7:10 WSH	26 7:10 WSH	27 12:10 WSH	28 5:40 COL	29 5:40 COL	30 5:10 COL
31 12:10 COL						

AUGUST

SUN	MON	TUES	WED	THURS	FRI	SAT
	1 6:45 SF	2 6:45 SF	3 6:45 SF	4 12:45 SF	5 7:10 SD	6 6:10 SD
7 1:10 SD	8	9 7:10 MIN	10 7:10 MIN	11	12 5:10 KC	13 4:10 KC
14 11:10 KC	15 5:10 MIL	16 5:10 MIL	17 5:10 MIL	18 11:10 MIA	19 7:10 MIA	20 6:10 MIA
21 1:10 MIA	22 7:10 MIL	23 7:10 MIL	24 6:00 MIL	25	26 3:40 MIA	27 3:10 MIA
28 10:40 MIA	29 3:40 MIA	30 4:10 NYM	31 4:10 NYM			

SEPTEMBER/OCTOBER

SUN	MON	TUES	WED	THURS	FRI	SAT
					1 1:10 NYM	2 7:10 SD
3 6:10 SD	4 1:10 SD	5 7:10 SF	6 7:10 SF	7 1:10 SF	8	9 6:40 SD
10 5:10 SD	11 1:10 ARI	12 6:40 ARI	13 6:40 ARI	14 6:40 ARI	15	16 7:15 SF
17 6:05 SF	18 1:05 SF	19 7:10 ARI	20 12:10 ARI	21 7:10 ARI	22 7:10 STL	23 7:10 STL
24 6:10 STL	25 1:10 COL	26	27 6:40 SD	28 6:40 SD	29 6:40 SD	30 7:10 COL
31 6:10 COL	2 1:10 COL	3 7:10 COL	4 7:10 COL	5 TBD		

HOME	HOME DOUBLEREADER	AWAY	OFF
------	----------------------	------	-----

Dates, times and opponents are subject to change. All times are Pacific time.



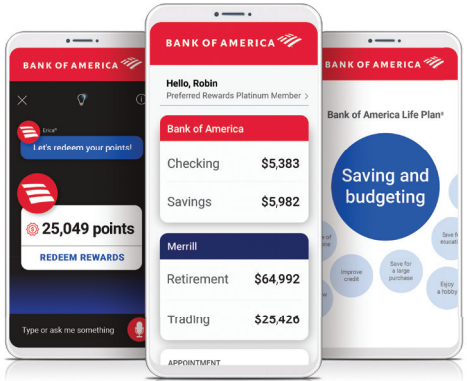
📱 Saving for an epic ski trip.

📱 Investing in greener companies with Merrill.

📱 Redeeming rewards for tickets to next game.

📱 Finding out his streaming service charge just went up.

📱 Considering a fourth hot dog.



Digital tools so impressive, you just can't stop banking.



What would you like the power to do?®

Investing in green technology, involves risk. Investors should carefully consider the investment objectives, risks, charges and expenses before investing. Merrill Lynch, Pierce, Fenner & Smith Incorporated (also referred to as "MLPF&S" or "Merrill") makes available certain investment products sponsored, managed, distributed or provided by companies that are affiliates of Bank of America Corporation ("BoFA Corp."). MLPF&S is a registered broker-dealer, registered investment adviser, Member SIPC and wholly owned subsidiary of BoFA Corp. Banking products are provided by Bank of America, N.A. and affiliated banks, Members FDIC and wholly owned subsidiaries of Bank of America Corporation. Investment products:

Are Not FDIC Insured | Are Not Bank Guaranteed | May Lose Value

Screen images simulated. When you use the QR feature certain information is collected from your mobile device for business purposes. Bank of America and the Bank of America logo are registered trademarks of Bank of America Corporation. ©2021 Bank of America Corporation. Mobile Banking requires that you download the Mobile Banking app and is only available for select mobile devices. Message and data rates may apply.

Scan to learn more

